THE UNIVERSITY OF NEW MEXICO

2017-18 MEN'S BASKETBALL

15 NCAA Tournament Appearances
WAC Champions: 1964, 1968, 1974, 1978, 1993, 1994, 1996
Six Mountain West Tournament Championships: 2005, 2009, 2010, 2012, 2013, 2014

2017-18 SCHEDULE

Date	Opponent	TV	Time (MT)
Oct. 27	**BYU (Exhibition)**	**N/A**	**L, 79-73**
Nov. 11	**Northern N.M.**	**MWN**	**W, 147-76**
Nov. 14	**Omaha**	**MWN**	**W, 102-71**
Nov. 17	at New Mexico State	AGGIEVISION	L, 75-56
Nov. 21	**Tennessee Tech**	**MWN**	**L, 104-96**
2017 Emerald Coast Classic, Niceville, Fla.			
Nov. 24	*vs. TCU*	*CBSSN*	*L, 69-67*
Nov. 25	*vs. Maryland*	*ECC Web*	*L, 80-65*
2017 Mtn West/Missouri Valley Challenge			
Nov. 29	**Evansville**	**AT&TSN**	**W, 78-59**
Dec. 2	at UTEP	CUSA.tv	L, 88-76
Dec. 6	at Colorado	Pac-12 Net.	L, 75-57
Dec. 9	**New Mexico State**	**ESPN3**	**L, 65-62**
Dec. 16	**#23 Arizona**	**CBSSN**	**L, 89-73**
Dec. 19	**Rice**	**AT&TSN**	**W, 78-69**
Dec. 22	**Prairie View**	**AT&TSN**	**W, 87-78**
Dec. 27	**Air Force***	**AT&TSN**	**W, 87-58**
Dec. 30	at Nevada*	AT&TSN	L, 77-74
Jan. 3	at (RV) Boise State*	ESPN3	L, 90-62
Jan. 6	**San José State***	**MWN**	**W, 80-47**
Jan. 10	**Wyoming***	**MWN**	**W, 75-66**
Jan. 13	at Fresno State*	ESPN3	L, 89-80
Jan. 17	at UNLV*	ESPN3	W, 85-81
Jan. 20	**San Diego State***	**CBSSN**	**W, 79-75**
Jan. 27	**Colorado State***	**ESPN3**	**W, 80-65**
Jan. 31	at Utah State*	MWN	7 p.m.
Feb. 3	at San José State*	AT&TSN/ROOT	4 p.m.
Feb. 6	**Boise State***	**ESPNU**	**8 p.m.**
Feb. 10	at Air Force*	ESPN3	2 p.m.
Feb. 14	**Utah State***	**MWN**	**7 p.m.**
Feb. 20	at Wyoming*	AT&TSN	7 p.m.
Feb. 25	**UNLV***	**CBSSN**	**12 p.m.**
Feb. 28	at Colorado State*	AT&TSN	7 p.m.
Mar. 3	**Fresno State***	**ESPN3**	**7 p.m.**
2017 MW Championship (Hosted by UNLV)			
Mar. 7	*MW First Round*	*TBA*	*TBA*
Mar. 8	*MW Quarterfinals*	*TBA*	*TBA*
Mar. 9	*MW Semifinals*	*TBA*	*TBA*
Mar. 10	*MW Championship*	*TBA*	*TBA*

Bold denotes home game at Dreamstyle Arena (15,411)
italics denotes tournament
*denotes Mountain West game
Game times listed are Mountain time and subject to change

Game 23: New Mexico at Utah State

New Mexico Lobos

Record: ..... 11-11 (6-3 MW)
Conference: ..... Mountain West
Head Coach: ..... Paul Weir (York, '04)
Record at UNM: ..... 11-11 (First Season)
Career Record: ..... 39-17 (Second Season)

Utah State Aggies

Record: ..... 12-11 (5-5 MW)
Conference: ..... Mountain West
Head Coach: ..... Tim Duryea (North Texas, '88)
Record at USU: ..... 42-43 (Third Season)
Career Record: ..... Same

Media Information

Tip-Off: ..... 7:05 p.m. MT
Location: ... Dee Glen Smith Spectrum
..... Logan, Utah
Capacity: 10,270

Live TV: ..... Mountain West Network
..... themw.com/live
Play-By-Play ..... Scott Gerrard
Analyst ..... Lance Beckert

Radio: ..... 770 KKOB-AM
..... 94.5 FM
..... Lobo Radio Network
Play-By-Play ..... Robert Portnoy
Analyst ..... Hunter Greene

Live Stats: .. GoLobos.com (MBB Sched.)

Notes last updated: Jan. 29, 2018

About the Matchup

- The Lobos enter Wednesday's contest coming off of three straight victories including a pair of comeback wins over UNLV and SDSU. UNM earned a 15-point win over Colorado State on Saturday in The Pit.
- UNM has won just one game away from Dreamstyle Arena this season, in its last road contest against UNLV. The Lobos snapped a six-road-game (eight including neutral matchups) loss streak with the win over the Runnin' Rebels.
- Utah State has won its last two and is 5-5 in MW play. Prior to the pair of wins, the Aggies were on a four-loss streak.
- The Aggies have a 22-9 lead in the all-time series after UNM and Utah State split last year's series. The Lobos claimed a win in the teams' last meeting in Albuquerque by a score of 74-61 on Jan. 24, 2017.
- The Lobos are led by junior Anthony Mathis and senior Antino Jackson with 11.4 and 10.5 points per game on the season. In conference play, four Lobos are averaging scoring in double figures including Mathis (15.0), Jackson (13.1), freshman Makuach Maluach (12.9) and senior Joe Furstinger (12.3).
- The Aggies have three players leading the way in league play including Sam Merrill (16.9), Koby McEwen (16.6) and Dwayne Brown Jr. (10.7).

Probable Starters (based on last game)

Pos.	No.	Name	PPG	RPG	APG	Notable
G	3	Antino Jackson (Sr., 6-0)	10.5	2.0	4.1	43.2% FG, 41.2% 3FG, 91 assists
F	5	Joe Furstinger (Sr. 6-9)	9.4	6.9	2.5	50.7% FG, 79.1% FT, 30 blocks
G/F	14	Dane Kuiper (Jr., 6-7)	6.4	3.4	1.8	33.9% FG, 21 steals
F/C	15	Vladimir Pinchuk (So., 6-10)	3.8	2.7	0.1	63.5% FG, 16.2 mpg, 9 starts
G	32	Anthony Mathis (Jr., 6-3)	11.4	2.1	0.8	46.7% FG, 45.8% 3FG, 82.9% FT

Off the Bench

Pos.	No.	Name	PPG	RPG	APG
G	1	Chris McNeal (Jr., 6-1)	9.8	2.1	2.8
G/F	2	Sam Logwood (Sr., 6-8)	12.9	4.9	1.5
G/F	10	Makuach Maluach (Fr., 6-5)	8.8	2.5	1.0
G/F	11	Jachai Simmons (Jr., 6-7)	3.7	1.8	0.8
G	31	Troy Simons (Jr., 6-3)	8.9	2.6	1.5
F	55	Connor MacDougall (Sr., 6-9)	N/A	N/A	N/A

Chelsea Pitvorec | Assistant Director of Athletic Communications
Email: cpitvorec@unm.edu | Cell: 352-422-2875

BY THE NUMBERS (MW)

2017-18 Stats through 1/30/18

Statistic	All Games - MW	MW Games
Scoring:	79.4 ppg - 3rd	78.0 - 6th
Scoring Defense:	74.8 ppg - 8th	72.0 - 2nd
Scoring Margin:	+4.6 - 6th	+6.0 - 3rd
Field Goal %:	.432 - 9th	.453 - 5th
Def. Field Goal %:	.473 - 11th	.483 - 10th
3-Point FG %:	.358 - 6th	.368 - 7th
Def. 3-Point FG %:	.369 - 9th	.365 - 6th
Free Throw %:	.767 - 1st	.764 - 4th
Off. Rebounding%:	32.9 - 10th	30.6 - 11th
Def. Rebounding%:	37.6 - 10th	34.9 - 8th
Reb. Margin:	-4.8 rpg - 11th	-4.3 - 10th
Assists:	16.1 apg - 3rd	16.6 - 1st
Turnover Margin:	+4.9- 1st	+4.3 - 2nd
Asst/TO Ratio:	1.3 A/TO - 2nd	1.6 - 2nd
Steals:	7.4 spg - 1st	6.8 - 2nd
Blocks:	2.9 bpg - 7th	2.7 - 8th

KENPOM.COM

Category	Offense	Defense	D-I Avg
Adj. Efficiency	109.6 81	104.4 168	104.5
Adj. Tempo	69.7 100		68.3
Avg. Poss. Length	16.9 121	16.9 107	17.2
Four Factors			
Effective FG%:	50.4 181	53.8 287	50.9
Turnover %:	16.5 43	22.7 21	18.9
Off. Reb. %:	27.4 226	32.5 299	29.0
FTA/FGA:	31.4 227	38.2 272	33.6
Miscellaneous Components			
3P%:	35.1 157	37.3 281	35.1
2P%:	48.2 236	52.7 274	49.8
FT%:	76.2 35	69.0 69	71.1
Block%:	13.0 342	7.1 271	9.4
Steal%:	7.9 90	9.4 121	8.7
Style Components			
3PA/FGA:	49.5 6	31.3 23	37.4
A/FGM:	58.9 46	50.0 111	52.7
Defensive Fingerprint:	Mostly Man		
Point Distribution (% of total points)			
3-Pointers:	41.8 8	26.2 320	31.4
2-Pointers:	39.0 348	54.1 42	49.6
Free Throws:	19.2 166	19.7 134	19.0
Strength of Schedule			
Components:	106.1 90	102.7 69	104.5
Overall:	+3.46 82		0.00
Non-conference:	+2.43 100		0.00
Personnel			
Bench Minutes:	41.0% 18		32.1%
Experience:	1.99 yrs 87		1.70
Minutes Continuity:	24.0% 327		48.7%
Average Height:	77.1" 132		76.8"

SCOUTING UTAH STATE

Utah State comes into Wednesday's game 5-5 in Mountain West play including victories in their last two. The Aggies topped Fresno State on the road on Saturday, 65-62 after claiming a 71-49 victory over Air Force at home on Jan. 24. Prior to the pair of victories, Utah State was riding a four-loss streak from Jan. 10-Jan. 20.

The Aggies are led by three players scoring in double figures in conference play including Sam Merrill (16.9), Koby McEwen (10.7) and Dwayne Brown Jr. (10.7). On the season, Merril and McEwen average 15.6 and 14.3 points per game, respectively.

Brown Jr. paces the Aggies in rebounds with 5.2 per game on the season, while McEwen posts 6.7 rebounds per game in Mountain West play.

Despite an even 5-5 conference record, Utah State is 3-2 at home against Mountain West teams and 8-3 overall on their home court this season.

STATS STACK UP

STATISTIC	UNM	USU
Scoring Offense	79.4	73.3
Scoring Defense	74.8	71.2
Scoring Margin	+4.6	+2.1
Field Goal Pct.	.432	.453
Field Goal Pct. Defense	.473	.435
3-Point FG Pct.	.358	.358
3-Point FG Pct. Defense	.369	.348
Free Throw Pct.	.767	.684
Rebounds per Game	32.9	34.4
Rebound Margin	-4.8	-0.3
Steals per game	7.4	5.0
Blocks per game	2.9	2.0
Assists per game	16.1	13.7
Turnovers per game	12.1	12.9
Turnover Margin	+4.9	-0.4
Assist/Turnover Ratio	1.3	1.1

SERIES HISTORY

Utah State leads the all-time series between the two squads 22-9, dating back to the first meeting on Feb. 2, 1952. UNM came away with the victory in the teams' last meeting on Jan. 24, 2017, taking down the Aggies 74-61 in Albuquerque. The teams split last season as Utah State claimed the first meeting of 2016-17 by a score of 79-76 in Logan.

Utah State has won three of the last five meetings between the teams.
The Lobos are 2-12 on the road in Logan and 7-10 at home.

Full series history on page 5.

WE'RE STREAKING!

The Lobos have won their last three games and are 5-1 in their last six. Following Saturday's game against Colorado State, UNM is riding a seven-win streak at home in The Pit.

OVERCOMING OBSTACLES

The Lobos have proven they can handle a limited roster. In five of their last six games, they were without key players including Sam Logwood and Troy Simons, dressing just nine players, eight on scholarship. UNM is 5-1 since the available roster went down to single digits. Simons' return on Saturday marked the first game since Jan. 3 at Boise State that the Lobos dressed 10 players.

ROAD TROUBLES · BROKEN STREAK?

The Lobos are 1-6 in true away games this season and had lost eight straight games away from Albuquerque (including neutral contests) before claiming their first road

victory against UNLV on Jan. 17. Since then, UNM has earned two more wins at home and looks to continue the streak at Utah State Wednesday. UNM be looking for just its second road victory of the season Wednesday.

DOUBLE FIGURE STREAK

Junior Anthony Mathis has scored in double figures in the last nine games of the season. He has accumulated a team-best 16 double-digit scoring games this season. In his first two seasons at UNM, Mathis averaged just 2.3 and 2.9 points per game. This season, he posts 11.4 ppg.

MATHIS · RANKED 17TH IN THE NATION

Junior Anthony Mathis is currently ranked 17th in the country in 3-point field goal percentage, firing at a clip of 45.8 percent from behind the arc. He has hit a team-high 60 3-pointers on the season.

3-POINT FRENZY · 8TH IN THE NATION

The Lobos are currently 8th in the nation in total made 3-pointers and 11th in 3-pointers per game. So far this season, Lobos have scored 241 3-pointers. Food for thought: the Lobo record for most 3-pointers in a season is 301. At its current pace, UNM could break the record.

In addition, the Lobos have attempted 674 3-pointers so far this season and the program record for most 3-point attempts on a season is 782, set in 1993-94.

DON'T FOUL WITH US!

The Lobos continue to boast the highest free-throw shooting percentage in the Mountain West among all games played this season - 76.7%. UNM is also ranked 24th in the country in free throw percentage.

FROM THE NASTY NINE TO THE TALENTED 10

In five of the last six games, just nine Lobos suited up for competition, allowing for just four bench players. The Lobos went 4-1 over over the five-game stretch including a pair of exciting comeback victories over UNLV on the road and SDSU at home.

The eight scholarship players consisted of seniors Joe Furstinger and Antino Jackson, juniors Jachai Simmons, Dane Kuiper, Chris McNeal and Anthony Mathis, as well as freshmen Makuach Maluach and Vladimir Pinchuk. Additionally, redshirt-junior and walkon Mike Mondragon saw minutes against San José State, UNLV and SDSU.

In UNM's last game against Colorado State, the Nasty Nine became the Talented 10 as junior Troy Simons returned to the court. Simons put up 13 points, tying for most on the squad while collecting four steals.

LINEUP MIXUP

The Lobos have featured 13 different lineups this season over 22 games. In press conferences and radio interviews, Coach Weir explained his method to this madness - so to speak - designating deflections and other statistics in the most recent game as the

MOUNTAIN WEST STANDINGS

Through 1/30/18

Place	School	MW	MW Pct.	Overall	Overall Pct.	Streak
1.	Nevada	7-1	0.875	18-4	0.818	L1
2.	Boise State	8-2	0.800	18-4	0.818	W2
3.	New Mexico	6-3	0.667	11-11	0.500	W3
4.	Wyoming	5-3	0.625	14-7	0.667	W3
5.	Fresno State	5-4	0.556	15-7	0.682	L1
6.	Utah State	5-5	0.500	12-11	0.522	W2
	UNLV	4-4	0.500	15-6	0.714	W1
8.	San Diego State	4-5	0.444	12-8	0.600	L1
9.	Colorado State	3-7	0.300	10-13	0.435	L4
10.	Air Force	2-6	0.250	8-12	0.400	L2
11.	San José State	0-9	0.000	3-17	0.150	L9

USA TODAY COACHES POLL

Week 11: As of 1-29-2018

No.	School	Record	Pts.	1st	Prev.	Chg.	H/L
1	Villanova	20-1	765	22	1	0	1/6
2	Virginia	20-1	751	8	2	0	2/NR
3	Purdue	21-2	716	1	3	0	3/NR
4	Michigan St	20-3	637	0	6	2	1/9
5	Duke	18-3	621	0	4	-1	1/6
6	Xavier	19-3	610	0	8	2	4/20
7	Kansas	17-4	601	0	5	-2	2/13
8	Cincinnati	19-2	593	0	8	0	8/NR
9	Arizona	18-4	469	0	12	3	4/NR
10	Texas Tech	17-4	438	0	14	4	8/NR
11	West Virginia	16-5	408	0	7	-4	2/20
12	Gonzaga	19-4	358	0	15	3	12/19
13	Auburn	19-2	336	0	19	6	13/NR
14	St. Mary's	21-2	334	0	18	4	14/NR
15	Oklahoma	15-5	327	0	11	-4	6/NR
16	Wichita St.	17-4	309	0	16	0	3/16
17	North Carolina	16-6	268	0	10	-7	4/18
18	Ohio St	18-5	255	0	13	-5	13/NR
19	Tennessee	15-5	238	0	21	2	19/NR
20	Clemson	17-4	226	0	17	-3	17/NR
21	Rhode Island	17-3	190	0	23	2	21/NR
22	Kentucky	16-5	151	0	26	4	4/NR
23	Arizona State	16-5	94	0	20	-3	4/NR
24	Florida	15-6	86	0	22	-2	5/NR
25	Michigan	17-6	71	0	25	0	24/NR

Others receiving votes: Creighton 41; Nevada 36; Miami (Fla.) 31; Seton Hall 28; Florida State 27; Louisville 21; Kansas State 19; New Mexico State 7; Boise State 3; Houston 2; Louisiana-Lafayette 2; Middle Tennessee 2; Southern California 1; TCU 1; Alabama 1; Virginia Tech 1.

ASSOCIATED PRESS POLL

As of 1-29-2018

No.	School	Record	Pts.	Prev. Rk.
1	Villanova (47)	20-1	1,607	1
2	Virginia (17)	20-1	1,572	2
3	Purdue (1)	21-2	1,501	3
4	Duke	18-3	1,372	4
5	Michigan State	20-3	1,347	6
6	Xavier	19-3	1,278	8
7	Kansas	17-4	1,224	5
8	Cincinnati	19-2	1,208	9
9	Arizona	18-4	1,103	11
10	Texas Tech	17-4	987	14
11	Auburn	19-2	882	19
12	Oklahoma	15-5	840	12
13	Saint Mary's	21-2	753	16
14	Gonzaga	19-4	750	15
15	West Virginia	16-5	709	7
16	Wichita State	17-4	635	17
17	Ohio State	18-5	566	13
18	Tennessee	15-5	512	22
19	North Carolina	16-6	470	10
20	Clemson	17-4	414	18
21	Kentucky	16-5	344	NR
22	Rhode Island	17-3	327	24
23	Florida	15-6	172	20
24	Michigan	17-6	103	25
25	Arizona State	16-5	100	21

Others receiving votes: Kansas State 94, Florida State 76, Nevada 41, Louisville 39, Creighton 33, Seton Hall 16, Miami 12, TCU 11, Houston 8, Alabama 6, New Mexico State 5, NC State 5, USC 3.

MW PRESEASON POLL

Place	School (1st Place Votes)	Points
1.	Nevada (19)	257
2.	San Diego State (2)	229
3.	Boise State (2)	211
4.	Fresno State	188
5.	Colorado State	154
6.	UNLV (1)	138
7.	Wyoming	133
8.	Utah State	102
9.	New Mexico	93
10.	San José State	41
11.	Air Force	38

LOBOS RECORD WHEN ...	OVERALL	MW
Overall	11-11	6-3
At home	10-3	5-0
On the road	1-6	1-3
At neutral sites	0-2	0-0
After a win	6-4	4-2
After a loss	4-7	2-1
In overtime	0-0	0-0
vs. ranked opponents	0-1	0-0
In Cherry jerseys	0-7	0-3
In Silver jerseys	0-0	0-0
In White jerseys	9-3	5-0
In Turquoise jerseys	2-1	1-0
Games decided by 1-4 points	2-3	2-1
Games decided by 5-9 points	3-2	1-1
Games decided by 10-19 points	2-5	1-0
Games decided by 20+ points	4-1	2-1
Leading at half	8-1	3-0
Trailing at half	2-10	2-3
Tied at half	1-0	1-0
Shooting 50% or better	3-1	2-1
Shooting between 40-49.9%	8-2	4-1
Shooting less than 40%	0-8	0-1
Opponent shoots 50% or better	2-7	1-2
Opponent shoots b/w 40-49.9%	4-3	3-1
Opponent shoots b/w 30-39.9%	5-1	2-0
Opponent shoots less than 30%	0-0	0-0
UNM higher FG%	5-0	2-0
Opponent higher FG%	6-11	4-3
FG% Tied	0-0	0-0
UNM outrebounds	5-2	1-1
Opponent outrebounds	5-9	4-2
Rebounds tied	1-0	1-0
UNM more made free throws	7-4	3-1
Opponent more made free throws	2-5	1-1
Made free throws tied	2-2	2-1
UNM 3FG% higher	9-3	5-1
Opponent 3FG% higher	2-8	1-2
3FG% tied	0-0	0-0
UNM has more fouls	4-7	2-3
Opponent has more fouls	6-1	3-0
Fouls are tied	1-3	1-0
UNM more turnovers	1-3	1-1
Opponent more turnovers	10-6	5-1
Turnovers tied	0-2	0-1
Scoring less than 50 points	0-0	0-0
Scoring 50-59 points	0-2	0-0
Scoring 60-69 points	0-4	0-1
Scoring 70-79 points	4-3	2-1
Scoring 80-89 points	5-1	4-1
Scoring 90-99 points	0-1	0-0
Scoring 100+ points	2-0	0-0
Allowing 40 points or less	0-0	0-0
Allowing 41-49 points	1-0	1-0
Allowing 50-59 points	2-0	1-0
Allowing 60-69 points	3-2	2-0
Allowing 70-79 points	4-3	1-1
Allowing 80-89 points	1-4	1-1
Allowing 90+ points	0-2	0-1
On Monday	0-0	0-0
On Tuesday	2-1	0-0
On Wednesday	4-2	3-1
On Thursday	0-0	0-0
On Friday	1-2	0-0
On Saturday	4-6	3-2
On Sunday	0-0	0-0
In November	3-4	0-0
In December	3-5	1-1
In January	5-2	5-2
In February	0-0	0-0
In March	0-0	0-0

primary determining factor in this season's Lobo starters.

LOBOS IN THE NATION

The Lobos are performing well in many categories in comparison to the rest of the nation's teams. Here is a look at where the Lobos stack up nationally in key categories:

- 7th - 3-point field goals attempted (674)
- 8th - total 3-point field goals made (241)
- 9th - turnover margin (4.9)
- 11th - 3-point field goals per game (11.0)
- 13th - turnovers forced (17.05)
- 24th - free-throw percentage (76.7)

LOBOS IN THE MOUNTAIN WEST

The Lobos are ranked highly in the Mountain West in several statistical categories, including 15 in the top five. Below are just a few of the top spots UNM holds in the MW:

- 1st - 3-point field goals attempted (674)
- 1st - free throw percentage (76.7)
- 1st - steals per game (7.4)
- 1st - 3-point field goals per game (11.0)
- 1st - total 3-pointers made (241)
- 1st - total steals (163)
- 1st - turnover margin (4.9)
- 1st - turnovers forced (17.05)

ABOUT THE 2017-18 LOBOS

The 2017-18 Lobos have just five returning student-athletes from the 2016-17 squad and feature an outstanding nine newcomers. Under first-year head coach Paul Weir, the Lobos look to improve on their 17-14 overall record last season, 10-8 in Mountain West play.

Top returners for the Lobos include lone regular starter Sam Logwood who averaged 7.3 points per game for a .449 field goal percentage and a .671 percentage from the free throw line. All four other Lobos to return to UNM this season played in at least 10 games, including junior Dane Kuiper who started 13 games, averging 6.0 points per game.

NEW COACH, NEW ERA

At the helm of the Lobos in the 2016-17 season will be head coach Paul Weir, officially named the 21st head coach in UNM men's basketball history on April 11, 2017. Weir spent the last season with New Mexico State where he finished 28-6 and led NMSU to a WAC Tournament Championship and an NCAA appearance. Weir is the first basketball coach to serve as the head coach for both New Mexico DI institutions.

BY THE NUMBERS

Here is what is returning and missing for the 2017-18 Lobos.

Stat	Returning	Lost	% Returning
Points	598	1,685	26%
Rebounds	312	759	29%
Assists	93	327	22%
Blocks	37	72	34%
Steals	54	135	29%
3-Pointers	39	106	27%

STARTERS AND RECORDS (in order of appearance)

McNeal	A. Jackson	Kuiper	Logwood	Furstinger	2-2
McNeal	Simons	Kuiper	Logwood	Furstinger	1-2
McNeal	Kuiper	Simmons	Logwood	Furstinger	0-1
McNeal	A. Jackson	Simons	Logwood	Furstinger	0-1
A. Jackson	Simons	Simmons	Maluach	Furstinger	0-1
A. Jackson	Kuiper	Simmons	Maluach	Furstinger	1-2
A. Jackson	Kuiper	Mathis	Maluach	Pinchuk	1-1
A. Jackson	Simons	Simmons	Pinchuk	Furstinger	1-0
McNeal	Kuiper	Simons	Maluach	Pinchuk	1-0
A. Jackson	Kuiper	Simmons	Pinchuk	Furstinger	0-1
A. Jackson	Kuiper	Mathis	Pinchuk	Furstinger	2-0
A. Jackson	Mathis	Simmons	Maluach	Pinchuk	1-0
A. Jackson	Mathis	Simmons	Furstinger	Pinchuk	1-0

Free Throws..... 145..... 437..... 25%

LOBO TRANSFERS

Of the nine fresh faces to the UNM squad, the Lobos welcome in six new transfers, four of which will be eligible to compete in the 2017-18 season. Those that are eligible and will don the Lobo Cherry & Silver this season include junior Chris McNeal (Indian Hills), senior Antino Jackson (Akron), junior Jachai Simmons (Midland College) and junior Troy Simons (Polk State). The pair of transfers that will not see action this season is JaQuan Lyle (Ohio State) and Vance Jackson (UCONN) due to NCAA transfer rules.

LOBOS ON TV

The 2017-18 schedule includes many national and regional broadcasts of New Mexico basketball. The Lobos are currently slated for TV 22 times, including 13 of 16 Mountain West games. UNM had 22 of 26 UNM and MW controlled games selected for TV while three non-conference road games, at New Mexico State, at UTEP and at Colorado are expected to be broadcast as well. The Lobos will be on ATT SportsNet/ROOT eight times, on CBS Sports Network five times, ESPN3 five times, and ESPNU and the Mountain West Network on Stadium once. Additionally, two games (at UNLV on January 17 and January 27 at home against Colorado State) are flex games that will be either on ESPNU or ESPN3.

THERE'S NO PLACE LIKE HOME

After two years as WisePies Arena - The Pit, the famous home of Lobo basketball has been given a new name. While it will still be referred to as "The Pit," this season will be the first that the Lobos will compete in "Dreamstyle Arena" as part of an exciting $10 million agreement for naming rights by Dreamstyle Remodeling of both of UNM's largest-capacity athletic venues. In addition to the official renaming of the Lobo basketball arena, the UNM football stadium, formerly referred to as "University Stadium" is now officially named "Dreamstyle Stadium."

In conjunction with the new name, The Pit was given a new floor this season, featuring both "New Mexico" and "The Pit" on the baselines, the new university interlocking UNM logo, fresh Mountain West logos customized in the Lobo cherry and silver, cherry free throw lines and dual Dreamstyle Arena logos on both sides of center court.

"The Pit" is nationally recognized as one of the top basketball venues. Need more evidence? How about Sports Illustrated ranking it as one of the top 20 sporting venues, of any sport, in the world for the 20th century. The Pit is truly a special place, and it has created an unparalleled environment for the New Mexico men's basketball program. Since the Mountain West conference began in 1999-2000, New Mexico has ranked in the top two in home attendance among MW teams in every year except one, including 12 seasons as the top-ranked MW team in overall attendance.

LOBOS FROM NEAR AND FAR

Just one Lobo on the 2017-18 roster hails from near as a New Mexico native, freshman Matt Vail. Of the remaining 13 players on the roster, two are from California (Joe Furstinger and Vance Jackson) and two more are from Indiana (Sam Logwood and JaQuan Lyle). That leaves nine players all from different states or countries.

The Lobo melting pot includes players from as close as Arizona (Connor McDougall) and Texas (Antino Jackson) and as far as Alaska (Dane Kuiper), New Jersey (Jachai Simmons), Oregon (Anthony Mathis), Pennsylvania (Troy Simons) and Tennessee (Chris McNeal).

Not only are the Lobos' home towns spread across the United States, but two come from overseas including freshmen Makuach Maluach from Sydney, Australia, and Vladimir Pinchuk from Schwelm, Germany.

SERIES HISTORY VS UTAH STATE

Utah State leads 22-9

Home 7-10 (Pit 2-2), Road 2-12, Neutral 0-0

2-2-52	Utah State	68-52	at Logan
2-7-52	Utah State	62-58	Albuquerque
2-7-53	Utah State	76-70	at Logan
2-21-53	New Mexico	99-91	Albuquerque
2-6-54	New Mexico	97-74	Albuquerque
2-20-54	Utah State	65-55	at Logan
2-3-55	Utah State	89-63	at Logan
2-26-55	Utah State	79-68	Albuquerque
2-4-56	Utah State	75-62	at Logan
3-3-56	New Mexico	74-63	Albuquerque
2-2-57	Utah State	84-73	Albuquerque
3-2-57	Utah State	69-61	at Logan
2-8-58	Utah State	60-46	at Logan
3-6-58	Utah State	78-68	Albuquerque
2-7-59	Utah State	87-72	Albuquerque
3-6-59	Utah State	93-72	Albuquerque
2-6-60	Utah State	86-59	at Logan
3-3-60	Utah State	103-72	Albuquerque
2-4-61	New Mexico	75-68	Albuquerque
3-3-61	Utah State	108-78	at Logan
2-2-62	Utah State	76-64	at Logan
3-3-62	Utah State	88-77	Albuquerque
12-29-79	Utah State	117-83	Albuquerque
1-28-14	New Mexico	78-65	at Logan
2-25-14	New Mexico	67-58	Albuquerque
1-10-15	New Mexico	66-60	at Logan
2-7-15	Utah State	63-60	Albuquerque
1-9-16	New Mexico	77-59	Albuquerque
2-9-16	Utah State	80-72	at Logan
1-4-17	Utah State	79-76	at Logan
1-24-17	New Mexico	74-61	Albuquerque

NUMERICAL ROSTER

#	NAME	HT	WT	POS	YR	EXP.	HOMETOWN (LAST SCHOOL/TEAM)
0	Matt Vail	5-10	145	G	Fr.	HS	Grants, N.M. (Grants HS)
1	Chris McNeal	6-1	185	G	Jr.	TR	Jackson, Tenn. (Indian Hills)
2	Sam Logwood	6-8	215	G/F	Sr.	3L	Indianapolis, Ind. (La Lumiere HS)
3	Antino Jackson	6-0	170	G	Sr.	TR	Houston, Texas (Akron)
4	Mike Mondragon	6-3	210	G	R-Jr.	HS	Taos, N.M. (Highland HS)
5	Joe Furstinger	6-9	230	F	Sr.	3L	Rancho Santa Margarita, Calif. (Santa Margarita Cath. HS)
10	Makuach Maluach	6-5	190	G/F	Fr.	HS	Sydney, Australia (Newington College)
11	Jachai Simmons	6-7	180	G/F	Jr.	TR	Plainfield, N.J. (Midland College)
13	JaQuan Lyle	6-5	210	G	Jr.	TR	Evansville, Ind. (Ohio State)
14	Dane Kuiper	6-7	200	G/F	Jr.	2L	Wasilla, Alaska (Corona del Sol HS (Ariz.))
15	Vladimir Pinchuk	6-10	230	F/C	Fr.	HS	Schwelm, Germany (Maerkischies Gym. Schwelm)
22	Vance Jackson	6-9	235	F	So.	TR	Los Angeles, Calif. (UConn)
31	Troy Simons	6-3	195	G	Jr.	TR	Pittsburgh, Penn. (Polk State)
32	Anthony Mathis	6-3	175	G	Jr.	2L	West Linn, Ore. (West Linn HS)
55	Connor MacDougall	6-9	240	F	Sr.	1L	Tempe, Ariz. (South Mountain CC)

ALPHABETICAL ROSTER

#	NAME	HT	WT	POS	YR	EXP.	HOMETOWN (LAST SCHOOL/TEAM)
5	Joe Furstinger	6-9	230	F	Sr.	3L	Rancho Santa Margarita, Calif. (Santa Margarita Cath. HS)
3	Antino Jackson	6-0	170	G	Sr.	TR	Houston, Texas (Akron)
22	Vance Jackson	6-9	235	F	So.	TR	Los Angeles, Calif. (UConn)
14	Dane Kuiper	6-7	200	G/F	Jr.	2L	Wasilla, Alaska (Corona del Sol HS (Ariz.))
2	Sam Logwood	6-8	215	G/F	Sr.	3L	Indianapolis, Ind. (La Lumiere HS)
13	JaQuan Lyle	6-5	210	G	Jr.	TR	Evansville, Ind. (Ohio State)
55	Connor MacDougall	6-9	240	F	Sr.	1L	Tempe, Ariz. (South Mountain CC)
10	Makuach Maluach	6-5	190	G/F	Fr.	HS	Sydney, Australia (Newington College)
32	Anthony Mathis	6-3	175	G	Jr.	2L	West Linn, Ore. (West Linn HS)
1	Chris McNeal	6-1	185	G	Jr.	TR	Jackson, Tenn. (Indian Hills)
4	Mike Mondragon	6-3	210	G	R-Jr.	HS	Taos, N.M. (Highland HS)
15	Vladimir Pinchuk	6-10	230	F/C	Fr.	HS	Schwelm, Germany (Maerkischies Gym. Schwelm)
11	Jachai Simmons	6-7	180	G/F	Jr.	TR	Plainfield, N.J. (Midland College)
31	Troy Simons	6-3	195	G	Jr.	TR	Pittsburgh, Penn. (Polk State)
0	Matt Vail	5-10	145	G	Fr.	HS	Grants, N.M. (Grants HS)

STARTERS RETURNING (1)

No.	Name	Pos.	GP-GS	Pts.	Reb.	Ast.	FG%	FT%
2	Sam Logwood	G/F	30-18	7.3	3.5	1.1	.449	.671

OTHER LETTERWINNERS RETURNING (4)

No.	Name	Pos.	GP-GS	Pts.	Reb.	Ast.	FG%	FT%
5	Joe Furstinger	F	26-5	3.3	2.9	0.6	.528	.721
14	Dane Kuiper	G/F	26-13	6.0	2.7	1.3	.435	.783
32	Anthony Mathis	G	10-0	2.9	1.0	0.8	.400	1.000
55	Connor MacDougall	F	27-0	4.0	1.9	0.1	.471	.815

STARTERS LOST (4)

No.	Name	GP-GS	Pts.	Reb.	Ast.	FG%	FT%
4	Elijah Brown	31-27	18.8	5.2	3.1	.379	.827
5	Jalen Harris	31-18	4.5	1.8	2.3	.439	.745
11	Obij Aget	31-28	5.9	4.1	0.4	.609	.700
32	Tim Williams	22-21	17.4	6.9	1.5	.562	.692

OTHER LETTERWINNERS LOST (5)

No.	Name
1	Aher Uguak
3	Jordan Hunter
21	Xavier Adams
24	Damien Jefferson
30	Adam Cumber

NEWCOMERS (9)

No.	Name	Pos.	Exp.
0	Matt Vail	G	HS
1	Chris McNeal	G	TR
3	Antino Jackson	G	TR
10	Makuach Malauch	G/F	HS
11	Jachai Simmons	G/F	TR
13	JaQuan Lyle	G	TR
15	Vladimir Pinchuk	F/C	HS
22	Vance Jackson	F	TR
31	Troy Simons	G	TR

PRONOUNCIATION GUIDE

3 ANTINO Jackson ..... ANT-uh-no
4 Mike MONDRAGON.. mahn-dra-GONE (like cone)
5 Joe FURSTINGER ..... FUR-sting-er
10 MAKUACH MALUACH ...muh-KWATCH mal-WATCH
11 JACHAI Simmons..... juh-KIE SIMM-uns
13 JAQUAN Lyle ..... JAY-qwan
14 Dane KUIPER..... KIE-pur
31 Troy SIMONS..... SIGH-muns
55 Connor MACDOUGALL ..... MACK-doo-gull

BY ELIGIBILITY

Seniors (4)
2 Sam Logwood ..... G/F
3 Antino Jackson.....G
5 Joe Furstinger ..... F
55 Connor MacDougall..... F

Juniors (6)
1 Chris McNeal .....G
11 Jachai Simmons ..... G/F
13 JaQuan Lyle.....G
14 Dane Kuiper ..... G/F
31 Troy Simons .....Jr.
32 Anthony Mathis .....Jr.

Sophomores (1)
22 Vance Jackson..... F

Freshmen (3)
0 Matt Vail .....G
10 Makuach Maluach ..... G/F
15 Vladimir Pinchuk.....F/C

HOME STATE/COUNTRY

Alaska (1)
14 Dane Kuiper ..... G/F

Arizona (1)
55 Connor MacDougall..... F

California (2)
5 Joe Furstinger ..... F
22 Vance Jackson..... F

Indiana (2)
2 Sam Logwood ..... G/F
13 JaQuan Lyle.....G

New Jersey (1)
11 Jachai Simmons ..... G/F

New Mexico (2)
0 Matt Vail .....G
4 Mike Mondragon.....G

Oregon (1)
32 Anthony Mathis.....G

Pennsylvania (1)
31 Troy Simons .....G

Tennessee (1)
1 Chris McNeal .....G

Texas (1)
3 Antino Jackson.....G

Australia (1)
10 Makuach Maluach ..... G/F

Germany (1)
15 Vladimir Pinchuk.....F/C

Paul Weir

21st Head Coach in UNM Program History
Career Record: 39-17

NOTEWORTHY :

- Named the 21st head coach in program history on April 11, 2017
- Spent last season at New Mexico State, finishing 28-6
- First basketball coach to serve as head coach for both New Mexico DI Insitutions
- Led NMSU to WAC Tournament Championship and NCAA Appearance
- Married to Alma Weir and has one son, Theodore

COACHING EXPERIENCE

Head Coach:
New Mexico (2017-present) (11-11)
New Mexico State (2016-17) (28-6)

Associate Head Coach:
New Mexico State (2007-16)

Director of Basketball Operations:
University of Iowa (2005-07)

Assistant Coach:
Northwestern State (La.) (2004-05)

ALMA MATER

York (2004)

TWITTER

Follow @Paul_Weir1

MORE NOTES ON COACH WEIR

- Weir's 28 wins in 2016-17 were the most in Division I for first-year head coaches
- His 28-6 record as a first-year head coach tied for the 10th-most wins by a Division I head coach in NCAA history
- Among those 28 wins was a NMSU school record 20-game winning streak that was at the time the longest in the nation
- Has three master's degrees in health and human performance, sports psychology and business administration. Currently working on his doctorate
- Played at York University and became starting point-guard for the Lions as a freshman
- Weir came to NM State in 2007 after two seasons as the director of basketball operations at Iowa, where he served under former Lobo head coach Steve Alford

WHAT THEY ARE SAYING ABOUT PAUL WEIR

"New Mexico got a guy in Paul Weir that has paid his dues, and immediately showed he can get things done as the head coach. This hire makes sense because Weir knows the landscape and the expectations at UNM. He's a guy who can coach, recruit and connect with players. That's rare these days." **- Jeff Goodman, ESPN**

"Paul Weir handled the transition from assistant coach to head coach about as smoothly as it can be handled -- winning 28 games in his first year after being promoted at New Mexico State. It was similar to what Brad Stevens did immediately after being promoted at Butler. So the Lobos have hired an accomplished coach with a great reputation." **- Gary Parrish, CBS Sports**

RECORD:	OVERALL	HOME	AWAY	NEUTRAL
ALL GAMES	11-11	10-3	1-6	0-2
CONFERENCE	6-3	5-0	1-3	0-0
NON-CONFERENCE	5-8	5-3	0-3	0-2

					Total		3-Point		F-Throw		Rebounds											
##	Player	gp-gs	min	avg	fg-fga	fg%	3fg-fga	3fg%	ft-fta	ft%	off	def	tot	avg	pf	dq	a	to	blk	stl	pts	avg
32	MATHIS, Anthony	22-6	442	20.1	78-167	.467	60-131	.458	34-41	.829	10	36	46	2.1	52	3	18	10	2	10	250	11.4
03	JACKSON, Antino	22-17	511	23.2	79-183	.432	49-119	.412	23-32	.719	6	38	44	2.0	47	1	91	47	0	29	230	10.5
01	McNEAL, Chris	22-10	557	25.3	68-189	.360	39-125	.312	41-56	.732	4	42	46	2.1	33	0	62	42	0	13	216	9.8
05	FURSTINGER, Joe	22-18	588	26.7	68-134	.507	3-22	.136	68-86	.791	33	118	151	6.9	67	2	54	33	30	16	207	9.4
10	MALUACH, Makuach	22-8	407	18.5	69-126	.548	15-40	.375	40-47	.851	25	31	56	2.5	44	2	22	28	6	11	193	8.8
02	LOGWOOD, Sam	15-9	372	24.8	69-155	.445	2-7	.286	53-65	.815	30	44	74	4.9	35	0	22	37	0	7	193	12.9
31	SIMONS, Troy	17-7	355	20.9	50-155	.323	29-98	.296	22-27	.815	24	20	44	2.6	36	3	25	19	3	36	151	8.9
14	KUIPER, Dane	22-17	481	21.9	43-127	.339	30-91	.330	24-29	.828	14	60	74	3.4	52	1	40	17	6	21	140	6.4
15	PINCHUK, Vladimir	22-9	357	16.2	33-52	.635	0-0	.000	18-36	.500	20	40	60	2.7	42	1	3	13	9	2	84	3.8
11	SIMMONS, Jachai	22-9	320	14.5	32-78	.410	14-41	.341	3-6	.500	14	26	40	1.8	27	0	17	13	7	18	81	3.7
04	MONDRAGON, Mike	5-0	10	2.0	1-1	1.000	0-0	.000	0-0	.000	0	0	0	0.0	1	0	1	2	0	0	2	0.4
	Team										51	37	88		1			6				
	Total.....	22	4400		590-1367	.432	241-674	.358	326-425	.767	231	492	723	32.9	437	13	355	267	63	163	1747	79.4
	Opponents.....	22	4400		588-1243	.473	143-388	.369	327-472	.693	234	594	828	37.6	429	-	297	375	84	132	1646	74.8

TEAM STATISTICS	NM	OPP
SCORING	1747	1646
Points per game	79.4	74.8
Scoring margin	+4.6	-
FIELD GOALS-ATT	590-1367	588-1243
Field goal pct	.432	.473
3 POINT FG-ATT	241-674	143-388
3-point FG pct	.358	.369
3-pt FG made per game	11.0	6.5
FREE THROWS-ATT	326-425	327-472
Free throw pct	.767	.693
F-Throws made per game	14.8	14.9
REBOUNDS	723	828
Rebounds per game	32.9	37.6
Rebounding margin	-4.8	-
ASSISTS	355	297
Assists per game	16.1	13.5
TURNOVERS	267	375
Turnovers per game	12.1	17.0
Turnover margin	+4.9	-
Assist/turnover ratio	1.3	0.8
STEALS	163	132
Steals per game	7.4	6.0
BLOCKS	63	84
Blocks per game	2.9	3.8
ATTENDANCE	138770	55970
Home games-Avg/Game	13-10675	7-7674
Neutral site-Avg/Game	-	2-1125

Score by Periods	1st	2nd	Totals
New Mexico	825	922	1747
Opponents	826	820	1646

	Date	Opponent		Score	Att.
	11/11/17	NORTHERN NEW MEXICO	W	147-76	10695
	11/14/17	NEBRASKA-OMAHA	W	103-71	9601
	11/17/17	at New Mexico State	L	56-75	6839
	11/21/17	TENNESSEE TECH	L	96-104	9703
	11/24/17	vs TCU	L	67-69	1000
	11/25/17	vs Maryland	L	65-80	1250
	11/29/17	EVANSVILLE	W	78-59	8943
	12/2/17	at UTEP	L	76-88	6394
	12/6/17	at Colorado	L	57-75	6610
	12/9/17	NEW MEXICO STATE	L	62-65	12768
	12/16/17	ARIZONA	L	73-89	13207
	12/19/17	RICE	W	78-69	9415
	12/22/17	PRAIRIE VIEW A&M	W	87-78	9423
*	12/27/17	AIR FORCE	W	87-58	10514
*	12/30/17	at Nevada	L	74-77	9530
*	01/03/18	at Boise State	L	62-90	7557
*	1/6/18	SAN JOSE STATE	W	80-47	10799
*	1/10/18	WYOMING	W	75-66	9846
*	01/13/18	at Fresno State	L	80-89	6244
*	01/17/18	at UNLV	W	85-81	10546
*	1/20/18	SAN DIEGO STATE	W	79-75	11418
*	1/27/18	COLORADO STATE	W	80-65	12438
*	01/31/18	at Utah State	7 p.m.		
*	02/03/18	at San José State	4 p.m.		
*	02/06/18	BOISE STATE	8 p.m.		
*	02/10/18	at Air Force	2 p.m.		
*	02/14/18	UTAH STATE	7 p.m.		
*	02/20/18	at Wyoming	7 p.m.		
*	02/25/18	UNLV	12 p.m.		
*	02/28/18	at Colorado State	7 p.m.		
*	03/03/18	FRESNO STATE	7 p.m.		

* - Conference game

RECORD:	OVERALL	HOME	AWAY	NEUTRAL
ALL GAMES	6-3	5-0	1-3	0-0
CONFERENCE	6-3	5-0	1-3	0-0
NON-CONFERENCE	0-0	0-0	0-0	0-0

					Total		3-Point		F-Throw		Rebounds											
##	Player	gp-gs	min	avg	fg-fga	fg%	3fg-fga	3fg%	ft-fta	ft%	off	def	tot	avg	pf	dq	a	to	blk	stl	pts	avg
32	MATHIS, Anthony	9-5	223	24.8	42-89	.472	31-66	.470	20-23	.870	7	21	28	3.1	21	1	5	2	1	4	135	15.0
03	JACKSON, Antino	9-8	243	27.0	41-78	.526	25-50	.500	11-13	.846	4	12	16	1.8	20	1	55	22	0	17	118	13.1
10	MALUACH, Makuach	9-5	215	23.9	40-75	.533	9-24	.375	27-30	.900	11	16	27	3.0	26	2	12	10	1	4	116	12.9
05	FURSTINGER, Joe	9-6	283	31.4	39-68	.574	2-7	.286	31-45	.689	17	61	78	8.7	28	1	27	15	11	10	111	12.3
01	McNEAL, Chris	9-1	194	21.6	19-65	.292	9-42	.214	12-17	.706	0	15	15	1.7	11	0	24	13	0	2	59	6.6
14	KUIPER, Dane	9-7	222	24.7	14-50	.280	9-37	.243	7-9	.778	4	23	27	3.0	19	0	16	7	4	9	44	4.9
11	SIMMONS, Jachai	9-5	137	15.2	13-27	.481	8-17	.471	2-3	.667	7	14	21	2.3	12	0	4	3	2	8	36	4.0
15	PINCHUK, Vladimir	9-7	137	15.2	11-17	.647	0-0	.000	7-15	.467	7	12	19	2.1	14	0	1	5	5	0	29	3.2
02	LOGWOOD, Sam	3-0	70	23.3	10-26	.385	1-2	.500	7-8	.875	3	8	11	3.7	5	0	0	7	0	0	28	9.3
31	SIMONS, Troy	4-1	69	17.3	9-32	.281	4-21	.190	2-2	1.000	2	1	3	0.8	8	1	4	4	0	7	24	6.0
04	MONDRAGON, Mike	3-0	7	2.3	1-1	1.000	0-0	.000	0-0	.000	0	0	0	0.0	1	0	1	2	0	0	2	0.7
	Team										19	11	30		1			4				
	Total.....	9	1800		239-528	.453	98-266	.368	126-165	.764	81	194	275	30.6	166	6	149	94	24	61	702	78.0
	Opponents.....	9	1800		240-497	.483	50-137	.365	118-176	.670	90	224	314	34.9	169	-	115	133	34	44	648	72.0

TEAM STATISTICS	NM	OPP
SCORING	702	648
Points per game	78.0	72.0
Scoring margin	+6.0	-
FIELD GOALS-ATT	239-528	240-497
Field goal pct	.453	.483
3 POINT FG-ATT	98-266	50-137
3-point FG pct	.368	.365
3-pt FG made per game	10.9	5.6
FREE THROWS-ATT	126-165	118-176
Free throw pct	.764	.670
F-Throws made per game	14.0	13.1
REBOUNDS	275	314
Rebounds per game	30.6	34.9
Rebounding margin	-4.3	-
ASSISTS	149	115
Assists per game	16.6	12.8
TURNOVERS	94	133
Turnovers per game	10.4	14.8
Turnover margin	+4.3	-
Assist/turnover ratio	1.6	0.9
STEALS	61	44
Steals per game	6.8	4.9
BLOCKS	24	34
Blocks per game	2.7	3.8
ATTENDANCE	55015	33877
Home games-Avg/Game	5-11003	4-8469
Neutral site-Avg/Game	-	0-0

Score by Periods	1st	2nd	Totals
New Mexico	315	387	702
Opponents	319	329	648

	Date	Opponent		Score	Att.
*	12/27/17	AIR FORCE	W	87-58	10514
*	12/30/17	at Nevada	L	74-77	9530
*	01/03/18	at Boise State	L	62-90	7557
*	1/6/18	SAN JOSE STATE	W	80-47	10799
*	1/10/18	WYOMING	W	75-66	9846
*	01/13/18	at Fresno State	L	80-89	6244
*	01/17/18	at UNLV	W	85-81	10546
*	1/20/18	SAN DIEGO STATE	W	79-75	11418
*	1/27/18	COLORADO STATE	W	80-65	12438
*	01/31/18	at Utah State	7 p.m.		
*	02/03/18	at San José State	4 p.m.		
*	02/06/18	BOISE STATE	8 p.m.		
*	02/10/18	at Air Force	2 p.m.		
*	02/14/18	UTAH STATE	7 p.m.		
*	02/20/18	at Wyoming	7 p.m.		
*	02/25/18	UNLV	12 p.m.		
*	02/28/18	at Colorado State	7 p.m.		
*	03/03/18	FRESNO STATE	7 p.m.		

* - Conference game

2017-18 Extended Season Statistics - All Games

RECORD:	OVERALL	HOME	AWAY	NEUTRAL
ALL GAMES	11-11	10-3	1-6	0-2
CONFERENCE	6-3	5-0	1-3	0-0
NON-CONFERENCE	5-8	5-3	0-3	0-2

					Total		3-Point		F-Throw		Rebounds																	
##	Player	gp-gs	min	avg	fg-fga	fg%	3fg-fga	3fg%	ft-fta	ft%	off	def	tot	avg	pf	dq	a	a/g	to	to/g	a/to	blk	blk/g	stl	stl/g	pts	avg
32	MATHIS, Anthony	22-6	442	20.1	78-167	.467	60-131	.458	34-41	.829	10	36	46	2.1	52	3	18	0.82	10	0.45	1.80	2	0.09	10	0.45	250	11.4
03	JACKSON, Antino	22-17	511	23.2	79-183	.432	49-119	.412	23-32	.719	6	38	44	2.0	47	1	91	4.14	47	2.14	1.94	0	0.00	29	1.32	230	10.5
01	McNEAL, Chris	22-10	557	25.3	68-189	.360	39-125	.312	41-56	.732	4	42	46	2.1	33	0	62	2.82	42	1.91	1.48	0	0.00	13	0.59	216	9.8
05	FURSTINGER, Joe	22-18	588	26.7	68-134	.507	3-22	.136	68-86	.791	33	118	151	6.9	67	2	54	2.45	33	1.50	1.64	30	1.36	16	0.73	207	9.4
10	MALUACH, Makuach	22-8	407	18.5	69-126	.548	15-40	.375	40-47	.851	25	31	56	2.5	44	2	22	1.00	28	1.27	0.79	6	0.27	11	0.50	193	8.8
02	LOGWOOD, Sam	15-9	372	24.8	69-155	.445	2-7	.286	53-65	.815	30	44	74	4.9	35	0	22	1.47	37	2.47	0.59	0	0.00	7	0.47	193	12.9
31	SIMONS, Troy	17-7	355	20.9	50-155	.323	29-98	.296	22-27	.815	24	20	44	2.6	36	3	25	1.47	19	1.12	1.32	3	0.18	36	2.12	151	8.9
14	KUIPER, Dane	22-17	481	21.9	43-127	.339	30-91	.330	24-29	.828	14	60	74	3.4	52	1	40	1.82	17	0.77	2.35	6	0.27	21	0.95	140	6.4
15	PINCHUK, Vladimir	22-9	357	16.2	33-52	.635	0-0	.000	18-36	.500	20	40	60	2.7	42	1	3	0.14	13	0.59	0.23	9	0.41	2	0.09	84	3.8
11	SIMMONS, Jachai	22-9	320	14.5	32-78	.410	14-41	.341	3-6	.500	14	26	40	1.8	27	0	17	0.77	13	0.59	1.31	7	0.32	18	0.82	81	3.7
04	MONDRAGON, Mike	5-0	10	2.0	1-1	1.000	0-0	.000	0-0	.000	0	0	0	0.0	1	0	1	0.20	2	0.40	0.50	0	0.00	0	0.00	2	0.4
	Total.....	22	4400		590-1367	.432	241-674	.358	326-425	.767	231	492	723	32.9	437	13	355	16.14	267	12.14	1.33	63	2.86	163	7.41	1747	79.4
	Opponents.....	22	4400		588-1243	.473	143-388	.369	327-472	.693	234	594	828	37.6	429	-	297	13.50	375	17.05	0.79	84	3.82	132	6.00	1646	74.8

Score by Periods	1st	2nd	Totals
New Mexico	825	922	1747
Opponents	826	820	1646

2017-18 Extended Season Statistics - Conference Only

RECORD:	OVERALL	HOME	AWAY	NEUTRAL
ALL GAMES	6-3	5-0	1-3	0-0
CONFERENCE	6-3	5-0	1-3	0-0
NON-CONFERENCE	0-0	0-0	0-0	0-0

					Total		3-Point		F-Throw		Rebounds																	
##	Player	gp-gs	min	avg	fg-fga	fg%	3fg-fga	3fg%	ft-fta	ft%	off	def	tot	avg	pf	dq	a	a/g	to	to/g	a/to	blk	blk/g	stl	stl/g	pts	avg
32	MATHIS, Anthony	9-5	223	24.8	42-89	.472	31-66	.470	20-23	.870	7	21	28	3.1	21	1	5	0.56	2	0.22	2.50	1	0.11	4	0.44	135	15.0
03	JACKSON, Antino	9-8	243	27.0	41-78	.526	25-50	.500	11-13	.846	4	12	16	1.8	20	1	55	6.11	22	2.44	2.50	0	0.00	17	1.89	118	13.1
10	MALUACH, Makuach	9-5	215	23.9	40-75	.533	9-24	.375	27-30	.900	11	16	27	3.0	26	2	12	1.33	10	1.11	1.20	1	0.11	4	0.44	116	12.9
05	FURSTINGER, Joe	9-6	283	31.4	39-68	.574	2-7	.286	31-45	.689	17	61	78	8.7	28	1	27	3.00	15	1.67	1.80	11	1.22	10	1.11	111	12.3
01	McNEAL, Chris	9-1	194	21.6	19-65	.292	9-42	.214	12-17	.706	0	15	15	1.7	11	0	24	2.67	13	1.44	1.85	0	0.00	2	0.22	59	6.6
14	KUIPER, Dane	9-7	222	24.7	14-50	.280	9-37	.243	7-9	.778	4	23	27	3.0	19	0	16	1.78	7	0.78	2.29	4	0.44	9	1.00	44	4.9
11	SIMMONS, Jachai	9-5	137	15.2	13-27	.481	8-17	.471	2-3	.667	7	14	21	2.3	12	0	4	0.44	3	0.33	1.33	2	0.22	8	0.89	36	4.0
15	PINCHUK, Vladimir	9-7	137	15.2	11-17	.647	0-0	.000	7-15	.467	7	12	19	2.1	14	0	1	0.11	5	0.56	0.20	5	0.56	0	0.00	29	3.2
02	LOGWOOD, Sam	3-0	70	23.3	10-26	.385	1-2	.500	7-8	.875	3	8	11	3.7	5	0	0	0.00	7	2.33	0.00	0	0.00	0	0.00	28	9.3
31	SIMONS, Troy	4-1	69	17.3	9-32	.281	4-21	.190	2-2	1.000	2	1	3	0.8	8	1	4	1.00	4	1.00	1.00	0	0.00	7	1.75	24	6.0
04	MONDRAGON, Mike	3-0	7	2.3	1-1	1.000	0-0	.000	0-0	.000	0	0	0	0.0	1	0	1	0.33	2	0.67	0.50	0	0.00	0	0.00	2	0.7
	Total.....	9	1800		239-528	.453	98-266	.368	126-165	.764	81	194	275	30.6	166	6	149	16.56	94	10.44	1.59	24	2.67	61	6.78	702	78.0
	Opponents.....	9	1800		240-497	.483	50-137	.365	118-176	.670	90	224	314	34.9	169	-	115	12.78	133	14.78	0.86	34	3.78	44	4.89	648	72.0

Score by Periods	1st	2nd	Totals
New Mexico	315	387	702
Opponents	319	329	648

2017-18 Season Metrics

##	Player	Min	AST%	EFG%	TS%	Usg%	DRB%	ORB%	TRB%
05	FURSTINGER, Joe	588	16.6	.519	.602	16.8	24.3	6.0	14.6
03	JACKSON, Antino	511	34.5	.566	.584	23.1	9.0	1.3	4.9
14	KUIPER, Dane	481	14.3	.457	.501	15.7	15.1	3.1	8.7
02	LOGWOOD, Sam	372	12.2	.452	.526	28.7	14.3	8.6	11.3
10	MALUACH, Makuach	407	10.8	.607	.658	20.7	9.2	6.6	7.8
32	MATHIS, Anthony	442	8.2	.647	.676	21.3	9.9	2.4	5.9
01	McNEAL, Chris	557	20.3	.463	.506	22.2	9.1	0.8	4.7
04	MONDRAGON, Mike	10	17.5	1.000	1.000	14.5	0.0	0.0	0.0
15	PINCHUK, Vladimir	357	1.5	.635	.619	10.9	13.6	6.0	9.5
11	SIMMONS, Jachai	320	9.3	.500	.502	14.1	9.8	4.7	7.1
31	SIMONS, Troy	355	13.3	.416	.452	25.3	6.8	7.2	7.0

Estimated possessions: 1609.7
Team offensive rating (ORtg): 108.5
Team defensive rating (DRtg): 102.3

AST% - An estimate of the pct of teammate field goals assisted while on the floor
EFG% - Effective FG% (adjusts to include additional points from 3FGs)
TS% - True Shooting% (takes into account field goals, 3-point field goals, and free throws
Usg% - An estimate of the pct of team plays used while on the floor
DRB% - An estimate of the pct of available defensive rebounds grabbed while on the floor
ORB% - An estimate of the pct of available offensive rebounds grabbed while on the floor
TRB% - An estimate of the pct of all available rebounds grabbed while on the floor

ORtg - Offensive rating - points scored per 100 possessions
DRtg - Defensive rating - points allowed per 100 possessions

2017-18 Team Game-by-Game

				Total		3-Pointers		Free throws		Rebounds											
Opponent	Date	Score		fg-fga	pct	3fg-fga	pct	ft-fta	pct	off	def	tot	avg	pf	a	t/o	blk	stl	pts	avg
NORTHERN NEW MEXIC	11/11/17	147-76	W	55-85	.647	18-39	.462	19-22	.864	13	32	45	45.0	21	40	18	6	22	147	147.0
NEBRASKA-OMAHA	11/14/17	103-71	W	34-77	.442	17-39	.436	18-24	.750	19	29	48	46.5	19	21	18	5	11	103	125.0
at New Mexico State	11/17/17	56-75	L	20-52	.385	6-20	.300	10-15	.667	9	16	25	39.3	22	5	17	1	2	56	102.0
TENNESSEE TECH	11/21/17	96-104	L	28-69	.406	16-39	.410	24-29	.828	11	21	32	37.5	26	19	14	6	7	96	100.5
vs TCU	11/24/17	67-69	L	23-67	.343	6-30	.200	15-18	.833	12	23	35	37.0	19	8	9	3	7	67	93.8
vs Maryland	11/25/17	65-80	L	21-63	.333	9-29	.310	14-14	1.000	13	15	28	35.5	26	12	13	2	7	65	89.0
EVANSVILLE	11/29/17	78-59	W	30-61	.492	11-27	.407	7-9	.778	9	21	30	34.7	21	23	11	4	9	78	87.4
at UTEP	12/2/17	76-88	L	21-56	.375	11-31	.355	23-35	.657	10	27	37	35.0	25	11	14	0	4	76	86.0
at Colorado	12/6/17	57-75	L	21-71	.296	9-31	.290	6-16	.375	9	21	30	34.4	21	10	7	2	10	57	82.8
NEW MEXICO STATE	12/9/17	62-65	L	21-54	.389	8-28	.286	12-17	.706	9	27	36	34.6	20	9	19	3	5	62	80.7
ARIZONA	12/16/17	73-89	L	24-62	.387	12-34	.353	13-14	.929	8	15	23	33.5	21	15	7	2	6	73	80.0
RICE	12/19/17	78-69	W	25-62	.403	9-31	.290	19-23	.826	13	27	40	34.1	14	16	12	2	5	78	79.8
PRAIRIE VIEW A&M	12/22/17	87-78	W	28-60	.467	11-30	.367	20-24	.833	15	24	39	34.5	16	17	14	3	7	87	80.4
AIR FORCE	12/27/17	87-58	W	31-62	.500	14-33	.424	11-14	.786	7	27	34	34.4	20	21	8	4	9	87	80.9
at Nevada	12/30/17	74-77	L	27-63	.429	11-32	.344	9-11	.818	14	27	41	34.9	20	15	14	2	2	74	80.4
at Boise State	01/03/18	62-90	L	22-63	.349	6-27	.222	12-15	.800	5	20	25	34.2	16	12	13	0	7	62	79.2
SAN JOSE STATE	1/6/18	80-47	W	28-60	.467	13-36	.361	11-19	.579	12	22	34	34.2	21	23	6	2	12	80	79.3
WYOMING	1/10/18	75-66	W	23-50	.460	10-24	.417	19-25	.760	10	24	34	34.2	18	13	20	6	7	75	79.1
at Fresno State	01/13/18	80-89	L	28-54	.519	8-25	.320	16-19	.842	4	20	24	33.7	22	17	10	2	6	80	79.1
at UNLV	01/17/18	85-81	W	28-64	.438	10-26	.385	19-22	.864	11	23	34	33.7	20	12	11	1	5	85	79.4
SAN DIEGO STATE	1/20/18	79-75	W	24-58	.414	13-29	.448	18-25	.720	11	23	34	33.7	16	13	5	3	4	79	79.4
COLORADO STATE	1/27/18	80-65	W	28-54	.519	13-34	.382	11-15	.733	7	8	15	32.9	13	23	7	4	9	80	79.4
New Mexico		1747		590-1367	.432	241-674	.358	326-425	.767	231	492	723	32.9	437	355	267	63	163	1747	79.4
Opponents		1646		588-1243	.473	143-388	.369	327-472	.693	234	594	828	37.6	429	297	375	84	132	1646	74.8

Games played: 22
Points/game: 79.4
FG Pct: 43.2
3FG Pct: 35.8
FT Pct: 76.7

Rebounds/game: 32.9
Assists/game: 16.1
Turnovers/game: 12.1
Assist/turnover ratio: 1.3
Steals/game: 7.4
Blocks/game: 2.9

2017-18 Opponent Game-by-Game

				Total		3-Pointers		Free throws		Rebounds										
Opponent	Date	Score		fg-fga	pct	3fg-fga	pct	ft-fta	pct	off	def	tot	avg	pf	a	t/o	blk	stl	pts	avg
NORTHERN NEW MEXIC	11/11/17	147-76	W	26-70	.371	6-21	.286	18-24	.750	13	17	30	30.0	20	16	33	0	13	76	76.0
NEBRASKA-OMAHA	11/14/17	103-71	W	22-57	.386	10-30	.333	17-26	.654	9	28	37	33.5	21	12	26	2	9	71	73.5
at New Mexico State	11/17/17	56-75	L	25-64	.391	4-20	.200	21-29	.724	25	25	50	39.0	19	14	14	2	6	75	74.0
TENNESSEE TECH	11/21/17	96-104	L	34-61	.557	12-22	.545	24-32	.750	9	30	39	39.0	25	23	17	4	13	104	81.5
vs TCU	11/24/17	67-69	L	28-59	.475	4-14	.286	9-17	.529	13	33	46	40.4	19	14	16	9	4	69	79.0
vs Maryland	11/25/17	65-80	L	24-46	.522	8-15	.533	24-27	.889	9	29	38	40.0	18	15	22	6	3	80	79.2
EVANSVILLE	11/29/17	78-59	W	19-52	.365	3-13	.231	18-23	.783	15	24	39	39.9	17	8	21	3	6	59	76.3
at UTEP	12/2/17	76-88	L	29-54	.537	9-24	.375	21-27	.778	2	31	33	39.0	25	10	14	0	4	88	77.8
at Colorado	12/6/17	57-75	L	26-52	.500	9-15	.600	14-22	.636	9	49	58	41.1	21	14	23	5	3	75	77.4
NEW MEXICO STATE	12/9/17	62-65	L	26-61	.426	4-20	.200	9-18	.500	15	29	44	41.4	21	11	17	6	8	65	76.2
ARIZONA	12/16/17	73-89	L	32-50	.640	9-13	.692	16-21	.762	6	29	35	40.8	14	17	10	5	4	89	77.4
RICE	12/19/17	78-69	W	27-62	.435	6-26	.231	9-13	.692	10	26	36	40.4	18	11	13	2	5	69	76.7
PRAIRIE VIEW A&M	12/22/17	87-78	W	30-58	.517	9-18	.500	9-17	.529	9	20	29	39.5	22	17	16	6	10	78	76.8
AIR FORCE	12/27/17	87-58	W	22-58	.379	3-16	.188	11-20	.550	15	24	39	39.5	15	7	17	2	4	58	75.4
at Nevada	12/30/17	74-77	L	25-57	.439	8-24	.333	19-29	.655	10	22	32	39.0	13	16	5	6	7	77	75.5
at Boise State	01/03/18	62-90	L	38-64	.594	8-18	.444	6-12	.500	9	36	45	39.4	15	18	17	1	8	90	76.4
SAN JOSE STATE	1/6/18	80-47	W	14-44	.318	3-11	.273	16-24	.667	10	24	34	39.1	19	7	20	1	3	47	74.7
WYOMING	1/10/18	75-66	W	26-53	.491	4-12	.333	10-12	.833	4	19	23	38.2	22	9	18	5	7	66	74.2
at Fresno State	01/13/18	80-89	L	32-49	.653	9-12	.750	16-24	.667	2	24	26	37.5	21	16	9	4	3	89	75.0
at UNLV	01/17/18	85-81	W	30-62	.484	2-13	.154	19-30	.633	13	27	40	37.7	20	18	12	7	5	81	75.3
SAN DIEGO STATE	1/20/18	79-75	W	27-61	.443	8-21	.381	13-15	.867	12	28	40	37.8	25	13	12	6	3	75	75.3
COLORADO STATE	1/27/18	80-65	W	26-49	.531	5-10	.500	8-10	.800	15	20	35	37.6	19	11	23	2	4	65	74.8
Opponents		1646		588-1243	.473	143-388	.369	327-472	.693	234	594	828	37.6	429	297	375	84	132	1646	74.8
New Mexico		1747		590-1367	.432	241-674	.358	326-425	.767	231	492	723	32.9	437	355	267	63	163	1747	79.4

Games played: 22
Points/game: 74.8
FG Pct: 47.3
3FG Pct: 36.9
FT Pct: 69.3

Rebounds/game: 37.6
Assists/game: 13.5
Turnovers/game: 17.0
Assist/turnover ratio: 0.8
Steals/game: 6.0

2017-18 Game-by-Game Highs

Opponent	Date	Score	Points	Rebounds	Assists	Steals	Blocked shots
NORTHERN NEW MEXICO	11/11/17	147-76	24-McNEAL, Chris	7-PINCHUK, Vladimir SIMONS, Troy	10-McNEAL, Chris	5-SIMONS, Troy	3-FURSTINGER, Joe
NEBRASKA-OMAHA	11/14/17	103-71	24-SIMONS, Troy	8-FURSTINGER, Joe	5-JACKSON, Antino	4-SIMONS, Troy	4-FURSTINGER, Joe
at New Mexico State	11/17/17	56-75	14-MATHIS, Anthony	7-LOGWOOD, Sam	2-LOGWOOD, Sam	1-SIMONS, Troy KUIPER, Dane	1-SIMONS, Troy
TENNESSEE TECH	11/21/17	96-104	29-McNEAL, Chris	9-FURSTINGER, Joe	6-McNEAL, Chris	2-KUIPER, Dane	4-FURSTINGER, Joe
vs TCU	11/24/17	67-69	27-LOGWOOD, Sam	7-FURSTINGER, Joe	2-FURSTINGER, Joe McNEAL, Chris	3-SIMONS, Troy	3-FURSTINGER, Joe
vs Maryland	11/25/17	65-80	19-McNEAL, Chris	8-KUIPER, Dane	3-JACKSON, Antino	2-SIMMONS, Jachai	1-SIMONS, Troy SIMMONS, Jachai
EVANSVILLE	11/29/17	78-59	14-LOGWOOD, Sam SIMONS, Troy	5-LOGWOOD, Sam FURSTINGER, Joe	10-JACKSON, Antino	3-SIMONS, Troy	2-FURSTINGER, Joe
at UTEP	12/2/17	76-88	22-LOGWOOD, Sam	8-SIMONS, Troy	4-LOGWOOD, Sam	2-JACKSON, Antino	None
at Colorado	12/6/17	57-75	15-MATHIS, Anthony	7-FURSTINGER, Joe	3-McNEAL, Chris	3-SIMONS, Troy	1-MALUACH, Makua KUIPER, Dane
NEW MEXICO STATE	12/9/17	62-65	14-JACKSON, Antino	7-SIMONS, Troy	3-KUIPER, Dane	2-MALUACH, Makua	2-FURSTINGER, Joe
ARIZONA	12/16/17	73-89	24-KUIPER, Dane	5-FURSTINGER, Joe	5-LOGWOOD, Sam	2-FURSTINGER, Joe SIMONS, Troy	1-MALUACH, Makua PINCHUK, Vladimir
RICE	12/19/17	78-69	17-FURSTINGER, Jo	12-FURSTINGER, Jo	6-KUIPER, Dane	4-SIMONS, Troy	1-FURSTINGER, Joe PINCHUK, Vladimir
PRAIRIE VIEW A&M	12/22/17	87-78	20-FURSTINGER, Jo	10-FURSTINGER, Jo	4-FURSTINGER, Joe SIMMONS, Jachai	2-SIMONS, Troy	1-SIMONS, Troy MALUACH, Makuac SIMMONS, Jachai
AIR FORCE	12/27/17	87-58	15-SIMMONS, Jachai	12-FURSTINGER, Jo	9-JACKSON, Antino	3-SIMMONS, Jachai KUIPER, Dane	2-FURSTINGER, Joe
at Nevada	12/30/17	74-77	17-MATHIS, Anthony	10-FURSTINGER, Jo	8-JACKSON, Antino	1-SIMMONS, Jachai SIMONS, Troy	1-FURSTINGER, Joe SIMMONS, Jachai
at Boise State	01/03/18	62-90	15-FURSTINGER, Jo	6-FURSTINGER, Joe	7-McNEAL, Chris	2-KUIPER, Dane SIMONS, Troy	None
SAN JOSE STATE	1/6/18	80-47	15-MALUACH, Makua	9-FURSTINGER, Joe	7-JACKSON, Antino	5-FURSTINGER, Joe	2-FURSTINGER, Joe
WYOMING	1/10/18	75-66	20-JACKSON, Antino	10-FURSTINGER, Jo	4-FURSTINGER, Joe JACKSON, Antino	4-JACKSON, Antino	2-PINCHUK, Vladimir FURSTINGER, Joe
at Fresno State	01/13/18	80-89	21-MALUACH, Makua	8-FURSTINGER, Joe	5-JACKSON, Antino	3-JACKSON, Antino	2-FURSTINGER, Joe
at UNLV	01/17/18	85-81	19-MALUACH, Makua	9-FURSTINGER, Joe	5-JACKSON, Antino	2-SIMMONS, Jachai JACKSON, Antino	1-KUIPER, Dane
SAN DIEGO STATE	1/20/18	79-75	24-JACKSON, Antino	10-FURSTINGER, Jo	6-JACKSON, Antino	1-FURSTINGER, Joe SIMMONS, Jachai MATHIS, Anthony JACKSON, Antino	1-MALUACH, Makua PINCHUK, Vladimir FURSTINGER, Joe
COLORADO STATE	1/27/18	80-65	13-FURSTINGER, Jo MATHIS, Anthony SIMONS, Troy	4-FURSTINGER, Joe	11-JACKSON, Antino	4-SIMONS, Troy	2-KUIPER, Dane

JAN. 27, 2018 • NEW MEXICO 80, COLORADO STATE 65 • Albuquerque, N.M.

Three in a row, Lobos take down Rams 80-65

ALBUQUERQUE, N.M. --- The University of New Mexico men's basketball team (11-11, 6-3 MW) forced 23 turnovers and racked up 13 3-pointers en route to its third-straight victory on Saturday night at Dreamstyle Arena - The Pit. The Lobos dominated the visiting Colorado State Rams (10-13, 3-7 MW) by a score of 80-65 to claim a solo third place in the Mountain West.

Four Lobos led the squad scoring in double figures including senior Joe Furstinger (13), junior Anthony Mathis (13) and senior Antino Jackson (12). Junior Troy Simons was the fourth double-digit scorer on the night, also posting a team-best 13 points in his return back to the court. Simons has not played in the last five games for UNM.

Jackson added a season-high 11 assists to his 13 points for UNM's second point-assist double-double of the season. Junior Chris McNeal tallied one in the first game of the season against Northern N.M., which marked the first for a Lobo since March 2, 2014.

"I thought this was a gritty game from the standpoint of 'this was a very easy let-up game' that we could have lost, and I'm proud of the guys for working through and getting a win," head coach Paul Weir said. "But I thought we slipped a little this week. I thought we were a little comfortable all the way around ... we didn't have the same edge. I thought that showed up a little bit tonight and we have to get that back every night."

The Lobos got the scoring started nearly a minute and a half into the the game with a jumper by freshman Vladimir Pinchuk, followed closely by back-to-back layups from CSU's Che Bob and Furstinger to make it 4-2 UNM. Another Ram layup tied it for the second time, 4-4, at the 17:24 mark before Mathis drained his first of four 3-pointers to put UNM ahead - and the Lobos never looked back.

Official Basketball Box Score -- Game Totals -- Final Statistics
Colorado State vs New Mexico
1/27/18 7 p.m. at Dreamstyle Arena - The Pit

Colorado State 65 • 10-13, 3-7 MW

##	Player		Total FG-FGA	3-Ptr FG-FGA	FT-FTA	Rebounds Off	Def	Tot	PF	TP	A	TO	Blk	Stl	Min
10	BOB,Che	f	4-5	1-1	0-0	0	1	1	2	9	1	3	0	2	26
20	JAMES,Deion	f	8-15	0-0	1-2	6	3	9	2	17	1	5	1	1	32
03	MITCHELL,Raquan	g	3-10	2-6	0-0	0	3	3	2	8	2	2	0	0	40-
15	BONNER,Anthony	g	2-5	0-0	2-2	0	3	3	4	6	2	3	0	1	27
32	CARVACHO,Nico	g	5-7	0-0	4-4	8	7	15	4	14	2	4	1	0	31
13	JENKINS, Lorenzo		2-5	2-3	0-0	0	2	2	3	6	1	4	0	0	20
14	BERWICK,Robbie		2-2	0-0	1-2	0	0	0	1	5	2	0	0	0	18
21	RYAN,Logan		0-0	0-0	0-0	0	0	0	1	0	0	0	0	0	6
	Team					1	1	2				2			
	Totals		26-49	5-10	8-10	15	20	35	19	65	11	23	2	4	200

FG % 1st Half:	13-24	54.2%	2nd half: 13-25	52.0%	Game: 26-49	53.1%
3FG % 1st Half:	4-6	66.7%	2nd half: 1-4	25.0%	Game: 5-10	50.0%
FT % 1st Half:	2-2	100.0	2nd half: 6-8	75.0%	Game: 8-10	80.0%

Deadball Rebounds 2

New Mexico 80 • 11-11, 6-3 MW

##	Player		Total FG-FGA	3-Ptr FG-FGA	FT-FTA	Rebounds Off	Def	Tot	PF	TP	A	TO	Blk	Stl	Min
05	FURSTINGER, Joe	f	6-9	0-1	1-2	1	3	4	1	13	2	1	1	2	33
15	PINCHUK, Vladimir	f	3-5	0-0	1-2	1	0	1	2	7	0	1	1	0	17
03	JACKSON, Antino	g	4-8	2-6	2-3	0	0	0	2	12	11	1	0	2	28
14	KUIPER, Dane	g	0-3	0-3	2-2	0	1	1	1	2	4	0	2	0	25
32	MATHIS, Anthony	g	4-9	4-9	1-2	1	1	2	3	13	0	0	0	0	26
01	McNEAL, Chris		1-5	1-4	0-0	0	1	1	0	3	1	0	0	1	15
10	MALUACH, Makuach		3-5	1-3	2-2	1	2	3	2	9	3	3	0	0	30
11	SIMMONS, Jachai		3-4	2-3	0-0	0	0	0	1	8	1	0	0	0	9
31	SIMONS, Troy		4-6	3-5	2-2	1	0	1	0	13	1	1	0	4	17
	Team					2	0	2	1						
	Totals		28-54	13-34	11-15	7	8	15	13	80	23	7	4	9	200

FG % 1st Half:	16-29	55.2%	2nd half: 12-25	48.0%	Game: 28-54	51.9%
3FG % 1st Half:	8-18	44.4%	2nd half: 5-16	31.3%	Game: 13-34	38.2%
FT % 1st Half:	4-6	66.7%	2nd half: 7-9	77.8%	Game: 11-15	73.3%

Deadball Rebounds 3

Officials: Randy McCall, Shawn Lehigh, Ryan McDaniel
Technical fouls: Colorado State-MITCHELL,Raquan. New Mexico-TEAM.
Attendance: 12438

Score by periods	1st	2nd	Total
Colorado State	32	33	**65**
New Mexico	44	36	**80**

Points	In Paint	Off T/O	2nd Chance	Fast Break	Bench
CSU	38	6	16	8	11
NM	30	30	10	16	33

Last FG - CSU 2nd-01:24, NM 2nd-00:17.
Largest lead - CSU None, NM by 15 1st-08:32.
CSU led for 00:00. NM led for 38:05. Game was tied for 01:55.

Score tied - 2 times.
Lead changed - 0 times.

UNM worked to extend its lead to 15, 30-15, by the 8:32 mark on a Simons three before a CSU 10-2 run closed the Lobo lead back to seven, 32-25 with 5:05 left to play in the first half.

Colorado State got as close as six, 38-32, in the final stretch of the first half on a jumper by Deion James with 1:34 left. The Lobos finished the half on a 6-0 run that included a three for Simons and a last-second 3-pointer from Mathis for a 12-point halftime advantage.

Despite leading 44-32 at the half, the Lobos were outrebounded 16-8 in the first 20 minutes. UNM did however outshoot CSU 55.2-54.2 percent from the field and had a 12-2 advantage in turnovers at the break.

In the second half, Colorado State battled back, cutting the Lobo lead to six twice before closing the gap to five points with 9:02 left, 53-48. The Lobos went off on a 11-2 run to reclaim their double-digit lead, 64-50 and did not again allow the lead to dip below 10 points.

Furstinger sealed the Rams' fate with a dunk with 17 seconds left for the 80-65 final. He has been the last Lobo to score in each of UNM's last three victories, icing both comeback victories over UNLV and SDSU with a pair of free throws.

"Yeah, I mean it's always nice going on a little winning streak, but we're still not satisfied," Furstinger said. "We've still got to come out every night and compete with whatever team we play."

UNM dominated possession of the game, coming away with a 23-7 advantage in turnovers while posting nine steals to just four for CSU. Despite the double-digit win, the Lobos were outshot in each category (53.1-51.9% FG, 50.0-38.2% 3FG, 80.0-73.3% FT) and outscored in the paint 38-30. UNM did capitalize on its turnovers, scoring 30 points to just six for CSU off of turnovers. The Lobo bench also outscored that of the Rams 33-11.

The Lobos hit the road for their next two contests as they continue conference play at Utah State on Wednesday, Jan. 31 and again on Saturday, Feb. 3 at San José State. Wednesday's game at Utah State will air on the Mountain West Network at 7 p.m. MT.

JAN 24, 2017 - NEW MEXICO 74, UTAH STATE 61 - Albuquerque, N.M.

Lobos Take Down Utah State to Win Fourth Straight

ALBUQUERQUE, N.M. – The University of New Mexico men's basketball team took down Utah State Tuesday night, 74-61, to win its fourth straight game. The Lobos are now 13-8 on the season and 6-3 in Mountain West action.

"I thought we played some good basketball offensively in the first half," said UNM coach Craig Neal. "Our guys stepped it up a little bit in the second half - we made some key plays and some key stops."

It was Elijah Brown that led the Lobos again, finishing with 24 points and eight rebounds. He was 8-for-13 from the field, 2-for-5 from the three and 6-for-6 from the free-throw line. He also finished with three assists and a steal.

Tim Williams and Connor MacDougall also finished the game in double-figures. Williams finished with 13 off of 6-for-11 shooting, while MacDougall finished with 10 points in his first game back since Jan. 7 when he suffered a concussion. He was perfect from the free throw line in six attempts.

"Connor is going to have a bright future and I thought he showed that tonight," Neal said. "He got his chin to rim and he's a good shooter. I'm really happy for him."

The Lobos jumped out to an 8-7 lead into the first media timeout. The game went back and forth until the next media timeout when the game was tied 17-17. Williams pushed the lead to 20-17 after a three-point play and a two with 8:18 to go in the half. The two teams continued to battle the rest of the way, but UNM came out on top at half, 32-29.

Official Basketball Box Score -- Game Totals -- Final Statistics
Utah State vs New Mexico
01/24/17 9 p.m. MT at WisePies Arena - The Pit

Utah State 61 • 8-11, 2-6 MW

##	Player		Total FG-FGA	3-Ptr FG-FGA	FT-FTA	Rebounds Off	Def	Tot	PF	TP	A	TO	Blk	Stl	Min
11	DARGENTON, Alexis	f	3-9	0-2	1-2	0	2	2	4	7	1	0	4	0	34
15	JANICEK, Norbert	f	1-2	0-0	0-0	1	2	3	4	2	0	3	0	0	18
01	McEWEN, Koby	g	4-7	2-3	7-9	0	7	7	2	17	2	2	0	1	32
03	MERRILL, Sam	g	2-7	1-4	0-0	1	0	1	1	5	3	2	0	2	28
14	MOORE, Jalen	g	6-12	1-3	1-2	1	6	7	2	14	2	2	0	0	38
00	RECTOR, Shane		3-4	2-3	0-0	1	0	1	3	8	1	2	0	0	16
05	PEARRE, Julion		1-3	0-2	0-1	0	0	0	1	2	0	0	0	1	13
10	TAYLOR, Quinn		3-7	0-0	0-3	3	1	4	2	6	0	1	0	0	18
24	BRITO, Diogo		0-0	0-0	0-0	0	0	0	0	0	0	0	0	0	3
	Team					1	2	3							
	Totals		23-51	6-17	9-17	8	20	28	19	61	9	12	4	4	200

FG % 1st Half:	12-26	46.2%	2nd half: 11-25	44.0%	Game: 23-51	45.1%
3FG % 1st Half:	1-7	14.3%	2nd half: 5-10	50.0%	Game: 6-17	35.3%
FT % 1st Half:	4-7	57.1%	2nd half: 5-10	50.0%	Game: 9-17	52.9%

Deadball Rebounds 2

New Mexico 74 • 13-8, 6-3 MW

##	Player		Total FG-FGA	3-Ptr FG-FGA	FT-FTA	Rebounds Off	Def	Tot	PF	TP	A	TO	Blk	Stl	Min
14	KUIPER, Dane	f	4-9	0-3	0-0	0	4	4	2	8	2	1	0	0	35
32	WILLIAMS, Tim	f	6-11	0-0	1-1	1	4	5	4	13	2	0	0	0	30
11	AGET, Obij	c	0-2	0-0	0-0	1	0	1	3	0	0	1	2	0	13
04	BROWN, Elijah	g	8-13	2-5	6-6	1	7	8	2	24	3	5	0	1	34
05	HARRIS, Jalen	g	3-3	1-1	0-0	0	1	1	1	7	3	2	0	1	21
03	HUNTER, Jordan		1-5	0-3	4-4	0	1	1	1	6	5	0	0	2	21
20	LOGWOOD, Sam		0-2	0-0	0-0	0	1	1	1	0	0	0	0	0	5
23	FURSTINGER, Joe		0-2	0-0	0-0	1	4	5	0	0	2	0	1	0	21
24	JEFFERSON, Damien		3-3	0-0	0-0	0	2	2	2	6	0	1	0	0	10
55	MACDOUGALL, Connor		2-4	0-0	6-6	1	1	2	3	10	0	0	2	0	10
	Team					2	1	3							
	Totals		27-54	3-12	17-17	7	26	33	19	74	17	10	5	4	200

FG % 1st Half:	14-30	46.7%	2nd half: 13-24	54.2%	Game: 27-54	50.0%
3FG % 1st Half:	1-6	16.7%	2nd half: 2-6	33.3%	Game: 3-12	25.0%
FT % 1st Half:	3-3	100.0	2nd half: 14-14	100.0	Game: 17-17	100.0

Deadball Rebounds 0

Officials: David Hall, Verne Harris, Mike Reed
Technical fouls: Utah State-None. New Mexico-None.
Attendance: 10698

Score by periods	1st	2nd	Total
Utah State	29	32	**61**
New Mexico	32	42	**74**

Points	In Paint	Off T/O	2nd Chance	Fast Break	Bench
US	30	9	6	4	16
NM	24	18	9	2	22

Last FG - US 2nd-01:36, NM 2nd-03:30.
Largest lead - US by 2 1st-13:03, NM by 15 2nd-03:30.
US led for 04:17. NM led for 31:30. Game was tied for 04:13.

Score tied - 8 times.
Lead changed - 8 times.

New Mexico remained three points ahead in the first four minutes of the second half, as each team scored eight points. The Lobos would outscore the Aggies 10-4 in the next four minutes, all 10 points coming from Brown.

Defense played a key role in the final eight minutes of the game. The Lobos held off Utah State from scoring for six minutes and 17 seconds. In that stretch, the Lobos went on a 10-0 run to take a 64-49 lead.

Utah State wasn't going down easy as the Aggies put together a 7-0 run themselves. But for the fourth straight game, the Lobos made key free throws down the stretch to secure the victory. In the final three minutes, the Lobos went 10-for-10 from the foul line, including six makes from Brown and four makes from Jordan Hunter.

"We really got to the line in the second half - which we needed to do," Neal said. "We improved tonight."

On the game, the Lobos shot 50 percent (27-for-54) from the field, 25 percent (3-for-12) from the three and percent (17-for-17) from the foul line. That 17-for-17 is one of the best performances in school history in a conference game.

Off the bench, the Lobos outscored the Aggies 22-16. The Lobos outrebounded Utah State 33-28 and scored 18 points off 12 Utah State turnovers.

The Lobos are a half-game out of first in the Mountain West. They will have first place on the line on Saturday as they travel to Nevada. That game is set for 1 p.m. PT/2 p.m. MT and will air on CBS Sports.

UTAH STATE 2017-18 ROSTER

No.	Name	Ht.	Wt.	Pos.	Yr.	Hometown/High School/Previous School
0	DeAngelo Isby	6-5	200	Guard	JR	Chicago, Ill./Hillcrest HS/Wabash Valley JC
1	Koby McEwen	6-4	200	Guard	SO	Toronto, Canada/Wasatch Academy (Utah)
2	Klay Stall	6-10	240	Center	RS-FR	Chandler, Ariz./Basha HS
3	Sam Merrill	6-5	210	Guard	SO	Bountiful, Utah/Bountiful HS
4	Crew Ainge	5-11	180	Guard	FR	Wellesley, Mass./Kimball Union Academy
5	Julion Pearre	6-3	205	Guard	SR	McKinney, Texas/McKinney North HS
10	Quinn Taylor	6-8	240	Forward	JR	Houston, Texas/Langham Creek HS
11	Alex Dargenton	6-8	205	Forward	SR	Fort-de-France, Martinique/Laramie County CC
12	Justin Bean	6-7	210	Forward	FR	Moore, Okla./Southmoore HS
13	Taylor Larson	6-4	210	Guard	SO	Highland, Utah/American Fork HS/Southern Virginia
15	Norbert Janicek	6-11	250	Center	JR	Drazkovce, Slovakia/ Canarias Basketball Acad/Snow JC
22	Brock Miller	6-6	200	Guard	FR	Sandy, Utah/Brighton HS
23	Daron Henson	6-7	205	Forward	RS-FR	Pasadena, Calif./Cathedral HS
24	Diogo Brito	6-5	205	Guard	SO	Povoa de Varzim, Portugal/Mountain Mission HS (Va.)
25	Dwayne Brown, Jr.	6-6	220	Forward	JR	Conyers, Ga./Rockdale County HS/Northern Oklahoma Tonkawa
30	Abel Porter	6-3	195	Guard	RS-FR	Farmington, Utah/Davis HS

UPDATED UTAH STATE 2017-18 STATISTICS

RECORD:	OVERALL	HOME	AWAY	NEUTRAL
ALL GAMES	12-11	8-3	2-7	2-1
CONFERENCE	5-5	3-2	2-3	0-0
NON-CONFERENCE	7-6	5-1	0-4	2-1

					Total		3-Point		F-Throw		Rebounds											
##	Player	gp-gs	min	avg	fg-fga	fg%	3fg-fga	3fg%	ft-fta	ft%	off	def	tot	avg	pf	dq	a	to	blk	stl	pts	avg
03	MERRILL, Sam	23-23	808	35.1	126-247	.510	57-133	.429	49-60	.817	7	73	80	3.5	48	2	76	35	6	24	358	15.6
01	McEWEN, Koby	19-19	594	31.3	87-228	.382	39-122	.320	58-81	.716	8	86	94	4.9	44	2	55	52	0	10	271	14.3
25	BROWN JR., Dwayne	23-23	597	26.0	84-173	.486	20-62	.323	35-50	.700	35	85	120	5.2	59	3	31	45	4	12	223	9.7
00	ISBY, DeAngelo	21-5	435	20.7	64-160	.400	19-68	.279	49-61	.803	22	50	72	3.4	32	0	27	35	2	11	196	9.3
11	DARGENTON, Alex	19-16	358	18.8	45-84	.536	1-3	.333	47-72	.653	29	33	62	3.3	43	1	17	31	11	9	138	7.3
22	MILLER, Brock	5-0	83	16.6	12-26	.462	9-19	.474	1-1	1.000	2	5	7	1.4	12	0	1	6	0	1	34	6.8
10	TAYLOR, Quinn	23-7	495	21.5	60-104	.577	13-29	.448	21-39	.538	43	58	101	4.4	51	0	28	19	14	9	154	6.7
24	BRITO, Diogo	23-17	549	23.9	51-109	.468	16-49	.327	16-31	.516	17	64	81	3.5	41	0	46	34	0	21	134	5.8
23	HENSON, Daron	22-0	279	12.7	33-90	.367	28-66	.424	11-20	.550	13	31	44	2.0	33	1	6	9	2	1	105	4.8
05	PEARRE, Julion	8-1	101	12.6	6-21	.286	2-7	.286	9-10	.900	1	10	11	1.4	11	0	9	7	2	4	23	2.9
02	STALL, Klay	10-0	86	8.6	9-16	.563	0-0	.000	4-9	.444	8	21	29	2.9	13	0	2	7	4	1	22	2.2
30	PORTER, Abel	18-4	152	8.4	7-20	.350	2-9	.222	6-11	.545	1	10	11	0.6	22	0	13	7	1	6	22	1.2
04	AINGE, Crew	13-0	88	6.8	2-17	.118	0-9	.000	2-5	.400	3	5	8	0.6	13	0	4	7	0	6	6	0.5
	Team										28	44	72					3				
	Total.....	23	4625		586-1295	.453	206-576	.358	308-450	.684	217	575	792	34.4	422	9	315	297	46	115	1686	73.3
	Opponents.....	23	4625		569-1309	.435	172-494	.348	328-439	.747	219	579	798	34.7	423	-	304	288	70	139	1638	71.2

TEAM STATISTICS	USU	OPP
SCORING	1686	1638
Points per game	73.3	71.2
Scoring margin	+2.1	-
FIELD GOALS-ATT	586-1295	569-1309
Field goal pct	.453	.435
3 POINT FG-ATT	206-576	172-494
3-point FG pct	.358	.348
3-pt FG made per game	9.0	7.5
FREE THROWS-ATT	308-450	328-439
Free throw pct	.684	.747
F-Throws made per game	13.4	14.3
REBOUNDS	792	798
Rebounds per game	34.4	34.7
Rebounding margin	-0.3	-
ASSISTS	315	304
Assists per game	13.7	13.2
TURNOVERS	297	288
Turnovers per game	12.9	12.5
Turnover margin	-0.4	-
Assist/turnover ratio	1.1	1.1
STEALS	115	139
Steals per game	5.0	6.0
BLOCKS	46	70
Blocks per game	2.0	3.0
ATTENDANCE	77744	75969
Home games-Avg/Game	11-7068	9-7493
Neutral site-Avg/Game	-	3-2843

Score by Periods	1st	2nd	OT	Totals
Utah State	785	889	12	1686
Opponents	821	807	10	1638

	Date	Opponent		Score	Att.
	11/10/17	at Weber State	L	59-65	8592
	11/13/17	MONTANA STATE	W	81-73	7154
	11/15/17	MISS. VALLEY STATE	W	83-47	7244
	11/18/17	at Gonzaga	L	66-79	6000
	11/20/17	at Portland State	L	79-83	804
	11/24/17	vs Northeastern	W	71-67	400
	11/25/17	vs New Hampshire	W	77-63	400
	11/28/17	at Valparaiso	L	65-72	2949
	12/02/17	BYU	L	66-75	10206
	12/06/17	UC IRVINE	W	62-59	5443
	12/09/17	vs Utah	L	67-77	7729
	12/16/17	LIFE PACIFIC	W	96-62	6342
	12/20/17	YOUNGSTOWN STATE	W	91-74	6054
*	12/27/17	SAN JOSE STATE	W	86-72	6759
*	12/30/17	at SAN DIEGO STATE	L	59-79	12414
*	01/03/18	FRESNO STATE	Wot	81-79	8276
*	01/06/18	at UNLV	W	85-78	12386
*	01/10/18	COLORADO STATE	L	75-84	6144
*	01/13/18	at Nevada	L	57-83	9976
*	01/17/18	at Boise State	L	67-71	7002
*	01/20/18	WYOMING	L	77-85	7148
*	01/24/18	AIR FORCE	W	71-49	6974
*	01/27/18	at Fresno State	W	65-62	7317

* = Conference game

Utah State Combined Team Statistics (as of Jan 27, 2018)
Conference games only

RECORD:	OVERALL	HOME	AWAY	NEUTRAL
ALL GAMES	5-5	3-2	2-3	0-0
CONFERENCE	5-5	3-2	2-3	0-0
NON-CONFERENCE	0-0	0-0	0-0	0-0

					Total		3-Point		F-Throw		Rebounds											
##	Player	gp-gs	min	avg	fg-fga	fg%	3fg-fga	3fg%	ft-fta	ft%	off	def	tot	avg	pf	dq	a	to	blk	stl	pts	avg
03	MERRILL, Sam	10-10	363	36.3	61-111	.550	32-62	.516	15-17	.882	4	35	39	3.9	23	0	31	12	5	11	169	16.9
01	McEWEN, Koby	10-10	365	36.5	55-148	.372	21-75	.280	35-46	.761	7	60	67	6.7	18	0	32	29	0	5	166	16.6
25	BROWN JR., Dwayne	10-10	279	27.9	39-81	.481	10-34	.294	19-26	.731	14	31	45	4.5	26	2	19	21	3	8	107	10.7
23	HENSON, Daron	9-0	149	16.6	21-50	.420	19-39	.487	5-8	.625	5	15	20	2.2	22	1	3	2	1	0	66	7.3
10	TAYLOR, Quinn	10-5	233	23.3	27-47	.574	3-13	.231	7-11	.636	22	23	45	4.5	30	0	10	10	7	5	64	6.4
11	DARGENTON, Alex	8-5	122	15.3	17-25	.680	1-2	.500	13-19	.684	6	9	15	1.9	9	0	10	12	6	0	48	6.0
24	BRITO, Diogo	10-10	290	29.0	20-45	.444	8-22	.364	9-13	.692	6	33	39	3.9	26	0	29	17	0	9	57	5.7
00	ISBY, DeAngelo	8-0	125	15.6	12-39	.308	1-13	.077	9-13	.692	8	12	20	2.5	10	0	5	17	2	3	34	4.3
05	PEARRE, Julion	3-0	27	9.0	1-6	.167	1-2	.500	0-0	.000	0	4	4	1.3	2	0	1	1	1	1	3	1.0
30	PORTER, Abel	9-0	50	5.6	3-9	.333	0-3	.000	0-0	.000	1	5	6	0.7	8	0	2	2	0	2	6	0.7
04	AINGE, Crew	5-0	22	4.4	1-8	.125	0-4	.000	1-2	.500	0	1	1	0.2	4	0	1	2	0	1	3	0.6
	Team										11	13	24					1				
	Total.....	10	2025		257-569	.452	96-269	.357	113-155	.729	84	241	325	32.5	178	3	143	126	25	45	723	72.3
	Opponents.....	10	2025		263-579	.454	76-213	.357	140-190	.737	98	251	349	34.9	151	-	137	114	33	54	742	74.2

TEAM STATISTICS	USU	OPP
SCORING	723	742
Points per game	72.3	74.2
Scoring margin	-1.9	-
FIELD GOALS-ATT	257-569	263-579
Field goal pct	.452	.454
3 POINT FG-ATT	96-269	76-213
3-point FG pct	.357	.357
3-pt FG made per game	9.6	7.6
FREE THROWS-ATT	113-155	140-190
Free throw pct	.729	.737
F-Throws made per game	11.3	14.0
REBOUNDS	325	349
Rebounds per game	32.5	34.9
Rebounding margin	-2.4	-
ASSISTS	143	137
Assists per game	14.3	13.7
TURNOVERS	126	114
Turnovers per game	12.6	11.4
Turnover margin	-1.2	-
Assist/turnover ratio	1.1	1.2
STEALS	45	54
Steals per game	4.5	5.4
BLOCKS	25	33
Blocks per game	2.5	3.3
ATTENDANCE	35301	49095
Home games-Avg/Game	5-7060	5-9819
Neutral site-Avg/Game	-	0-0

Score by Periods	1st	2nd	OT	Totals
Utah State	340	371	12	723
Opponents	368	364	10	742

	Date	Opponent		Score	Att.
*	12/27/17	SAN JOSE STATE	W	86-72	6759
*	12/30/17	at SAN DIEGO STATE	L	59-79	12414
*	01/03/18	FRESNO STATE	Wot	81-79	8276
*	01/06/18	at UNLV	W	85-78	12386
*	01/10/18	COLORADO STATE	L	75-84	6144
*	01/13/18	at Nevada	L	57-83	9976
*	01/17/18	at Boise State	L	67-71	7002
*	01/20/18	WYOMING	L	77-85	7148
*	01/24/18	AIR FORCE	W	71-49	6974
*	01/27/18	at Fresno State	W	65-62	7317

* = Conference game

JAN. 27 2018 - UTAH STATE 65, FRESNO STATE 62 - Fresno, Calif.

Daron Henson Hits the Game Winner for the 65-62 USU Men's Basketball Victory Over Fresno State

FRESNO, Calif. - With the game on the line, redshirt freshman forward Daron Henson drained a long-range three with .7 seconds left on the clock to seal the 65-62 USU victory over Fresno State on Saturday night at the Save Mart Center.

Henson led Utah State (12-11, 5-5 MW) with a career-high 18 points, all of which came from behind the arc as the forward was 6-of-7 from 3-point land. Sophomore guard Koby McEwen dished out a career-high seven assists, along with nine points, six boards and a career-high-tying two steals. Junior forward Dwayne Brown Jr. had 13 points, five rebounds, two assists and a steal. Sophomore guard Sam Merrill had 11 points, five rebounds, one assist and a block.

Utah State did not miss a shot in the first four minutes of the game with threes from Merrill, sophomore guard Diogo Brito and Brown and a jumper from Brown to put the Aggies up 11-7 with 16:34 left to play. After a couple of triples from Henson and junior forward Quinn Taylor put the Aggies up eight, 18-10, with 11:48 on the clock, Fresno State used a 6-0 run to make it a two-point game, 18-16, with 10:26 to go. USU responded with a Henson three and a bucket from senior forward Alex Dargenton to put the Aggies ahead, 23-16, with 9:09 to go. A trio of treys from McEwen and Henson gave the Aggies the nine-point advantage, 34-25, with 3:19 remaining. Utah State would continue to maintain the lead, heading into the break ahead 39-31.

In the first half, the Aggies knocked down nine shots from behind the arc, while also dishing out 12 assists on 14 made field goals.

Official Basketball Box Score -- Game Totals -- Final Statistics
Utah State vs Fresno State
01/27/18 4 p.m. PT at Save Mart Center --- Fresno, Calif.

Utah State 65 • 12-11, 5-5 MW

##	Player		Total FG-FGA	3-Ptr FG-FGA	FT-FTA	Rebounds Off	Def	Tot	PF	TP	A	TO	Blk	Stl	Min
11	DARGENTON, Alex	f	1-1	0-0	0-0	0	0	0	0	2	1	0	0	0	6
25	BROWN JR., Dwayne	f	5-10	2-3	1-2	0	5	5	1	13	2	1	0	1	32
01	McEWEN, Koby	g	2-9	2-4	3-6	0	6	6	3	9	7	3	0	2	38
03	MERRILL, Sam	g	4-15	1-7	2-2	1	4	5	3	11	1	1	1	0	39
24	BRITO, Diogo	g	2-5	1-4	0-0	2	1	3	3	5	5	1	0	0	38
04	AINGE, Crew		0-1	0-1	0-0	0	0	0	1	0	1	1	0	1	4
10	TAYLOR, Quinn		3-4	1-1	0-0	2	1	3	4	7	0	0	1	0	17
23	HENSON, Daron		6-7	6-7	0-0	0	0	0	4	18	0	0	0	0	26
	Team					1	1	2							
	Totals		23-52	13-27	6-10	6	18	24	19	65	17	7	2	4	200

FG % 1st Half:	14-25	56.0%	2nd half:	9-27	33.3%	Game:	23-52	44.2%
3FG % 1st Half:	9-13	69.2%	2nd half:	4-14	28.6%	Game:	13-27	48.1%
FT % 1st Half:	2-4	50.0%	2nd half:	4-6	66.7%	Game:	6-10	60.0%

Deadball Rebounds 1

Fresno State 62 • 15-7, 5-4 MW

##	Player		Total FG-FGA	3-Ptr FG-FGA	FT-FTA	Rebounds Off	Def	Tot	PF	TP	A	TO	Blk	Stl	Min
11	WILLIAMS, Bryson	f	5-7	0-1	3-6	1	5	6	2	13	3	3	2	1	30
20	BITTNER, Sam	f	2-5	0-3	2-3	3	1	4	1	6	2	0	0	0	32
01	HOPKINS, Jaron	g	4-9	1-1	2-2	2	9	11	2	11	4	4	0	0	34
21	TAYLOR, Deshon	g	5-11	3-6	2-4	0	2	2	2	15	2	2	0	1	32
22	BOWLES, Ray	g	4-10	2-4	2-4	1	0	1	2	12	2	1	0	0	36
05	TAYLOR, Jahmel		1-4	1-4	0-0	0	2	2	1	3	0	1	1	1	18
32	GRIMES, Nate		0-1	0-0	0-0	2	5	7	3	0	0	1	0	0	10
34	CARTER II, Terrell		1-2	0-0	0-0	2	1	3	3	2	0	3	0	0	8
	Team					2	1	3							
	Totals		22-49	7-19	11-19	13	26	39	16	62	13	15	3	3	200

FG % 1st Half:	11-21	52.4%	2nd half:	11-28	39.3%	Game:	22-49	44.9%
3FG % 1st Half:	3-8	37.5%	2nd half:	4-11	36.4%	Game:	7-19	36.8%
FT % 1st Half:	6-12	50.0%	2nd half:	5-7	71.4%	Game:	11-19	57.9%

Deadball Rebounds 4

Officials: Chris Rastatter, Kurt Walker, Rick O'Neill
Technical fouls: Utah State-None. Fresno State-None.
Attendance: 7317

Score by periods	1st	2nd	Total
Utah State	39	26	**65**
Fresno State	31	31	**62**

Points	In Paint	Off T/O	2nd Chance	Fast Break	Bench
USU	12	18	7	0	25
FS	26	12	15	0	5

Last FG - USU 2nd-00:02, FS 2nd-00:46.
Largest lead - USU by 9 1st-03:19, FS by 3 1st-19:29.
USU led for 32:14. FS led for 00:18. Game was tied for 07:28.

Score tied - 10 times.
Lead changed - 3 times.

After a couple of Merrill buckets, the Bulldogs were able to tie it up at 43 with 14:08 to go. The game remained tight as the teams traded buckets, and the Bulldogs once regained the lead, 54-53, with 7:18 to. Free throws from McEwen and Merrill put the Aggies back up three, 57-54, with 6:36 remaining. After a McEwen trey put USU up 62-59 with 4:07 to go, neither team would score until the final minute. Fresno State tied the game up with a three, 62-62, with 46 seconds to go. After a missed jumper by McEwen, Taylor was able to collect the offensive board for another Aggie possession. With the clock winding down, McEwen found an open Henson who buried the three with .7 seconds on the clock to secure the 65-62 victory.

Fresno State (15-7, 5-4 MW) was led by senior guard Jahmel Taylor with 15 points, along with two rebounds, two assists and a steal. Senior guard Jaron Hopkins had 11 points and 11 boards, as well as four assists. Sophomore forward Bryson Williams had 13 points, six rebounds, three assists and two blocks. Senior guard Ray Bowles Jr. had 12 points, two assists and a rebound.

Utah State finished the game shooting 44.2 percent (23-of-52) from the floor, 48.1 percent (13-of-27) from behind the 3-point line and 60.0 percent (6-of-10) at the free throw line. Fresno State shot 44.9 percent (22-of-49) from the floor, 36.8 percent (7-of-19) from behind the 3-point line and 57.9 percent (11-of-19) at the free throw line.

Utah State returns to the Dee Glen Smith Spectrum on Wednesday when it takes on New Mexico (10-11, 5-3 MW) at 7 p.m. (MT).

Utah State men's basketball news and information is available on Facebook (facebook.com/usumen'sbasketball) and on Twitter (@usubasketball). Fans can also get USU men's basketball highlights on YouTube (youtube.com/utahstateathletics). Aggie fans can follow the Utah State athletic program on Twitter (@usuathletics), on Facebook (facebook.com/usuathletics) or on Instagram (@usuathletics).

-USU-

CHARTING THE NUMBERS

	Season	Career at UNM
Double-Digit Scoring Games		
Sam Logwood	7	27 (14-13)
Dane Kuiper	5	12 (9-3)
Anthony Mathis	16	18 (9-9)
Connor MacDougall	0	3 (2-1)
Chris McNeal	8	8 (3-5)
Antino Jackson	11	11 (8-3)
Makuach Maluach	7	6 (5-1)
Vladimir Pinchuk	3	3 (2-1)
Troy Simons	5	5 (3-2)
Joe Furstinger	10	10 (8-2)
Jachai Simmons	1	1 (1-0)
40-Point Games		
30-Point Games		
20-Point Games		
Sam Logwood	3	4 (1-3)
Chris McNeal	2	2 (1-1)
Troy Simons	1	1 (1-0)
Dane Kuiper	1	1 (0-1)
Joe Furstinger	1	1 (1-0)
Antino Jackson	2	2 (2-0)
Makuach Maluach	1	1 (0-1)
Anthony Mathis	1	1 (1-0)
Scoring Leaders		
Sam Logwood	3	8 (5-3)
Dane Kuiper	1	2 (0-2)
Connor MacDougall	0	1 (0-1)
Chris McNeal	3	3 (1-2)
Troy Simons	3	3 (3-0)
Anthony Mathis	4	4 (1-3)
Antino Jackson	3	3 (2-1)
Joe Furstinger	4	4 (3-1)
Jachai Simmons	1	1 (1-0)
Makuach Maluach	3	3 (2-1)

10+ Rebound Games		
Joe Furstinger	6	7 (5-2)
Sam Logwood	0	1 (0-1)
Rebounding Leaders		
Sam Logwood	2	7 (5-2)
Joe Furstinger	17	19 (10-9)
Connor MacDougall	0	1 (1-0)
Vladimir Pinchuk	1	1 (1-0)
Troy Simons	3	3 (1-2)
Dane Kuiper	1	1 (0-1)
Double-Doubles		
Sam Logwood	0	1 (0-1)
Chris McNeal	1	1 (1-0)
Joe Furstinger	6	6 (5-1)
Antino Jackson	1	1 (1-0)
Assist Leaders		
Sam Logwood	3	11 (3-8)
Dane Kuiper	3	6 (5-1)
Joe Furstinger	4	6 (4-2)
Anthony Mathis	0	1 (0-1)
Chris McNeal	6	6 (2-4)
Antino Jackson	10	10 (6-4)

* ( ) Team's record in those games

SCORING MARGIN BREAKDOWN

Total	1	2	3	4	5	6	7	8	9	10	11-15	16-20	21+
Win	0	0	0	2	0	0	0	0	3	0	1	1	4
Loss	0	1	2	0	0	0	0	1	1	0	2	3	1

New Mexico - INDIVIDUAL GAME HIGHS

Points	29		McNEAL, Chris vs Tennessee Tech (11/21/17)
	27		LOGWOOD, Sam vs TCU (11/24/17)
	24		JACKSON, Antino vs San Diego State (1/20/18)
	24		KUIPER, Dane vs Arizona (12/16/17)
	24		SIMONS, Troy vs Nebraska-Omaha (11/14/17)
	24		McNEAL, Chris vs Northern New Mexico (11/11/17)
Field Goals Made	10		LOGWOOD, Sam vs TCU (11/24/17)
	8		JACKSON, Antino vs San Diego State (1/20/18)
	8		MALUACH, Makuach at Fresno State (01/13/18)
	8		LOGWOOD, Sam at UTEP (12/2/17)
	8		McNEAL, Chris vs Tennessee Tech (11/21/17)
	8		SIMONS, Troy vs Nebraska-Omaha (11/14/17)
	8		McNEAL, Chris vs Northern New Mexico (11/11/17)
Field Goal Att.	21		LOGWOOD, Sam vs TCU (11/24/17)
	16		McNEAL, Chris vs TCU (11/24/17)
	16		McNEAL, Chris vs Tennessee Tech (11/21/17)
	16		SIMONS, Troy vs Nebraska-Omaha (11/14/17)
FG Pct (min 5 made)	1.000	(7-7)	MALUACH, Makuach vs Northern New Mexico (11/11/17)
	1.000	(6-6)	PINCHUK, Vladimir vs Northern New Mexico (11/11/17)
	1.000	(5-5)	PINCHUK, Vladimir at UNLV (01/17/18)
3-Point FG Made	7		McNEAL, Chris vs Tennessee Tech (11/21/17)
	6		JACKSON, Antino vs San Diego State (1/20/18)
	6		KUIPER, Dane vs Arizona (12/16/17)
	6		SIMONS, Troy vs Nebraska-Omaha (11/14/17)
	6		McNEAL, Chris vs Northern New Mexico (11/11/17)
3-Point FG Att.	11		McNEAL, Chris vs Tennessee Tech (11/21/17)
	11		SIMONS, Troy vs Nebraska-Omaha (11/14/17)
3-Pt FG Pct (min 2 made)	1.000	(2-2)	MALUACH, Makuach vs San Jose State (1/6/18)
	1.000	(2-2)	KUIPER, Dane at Colorado (12/6/17)
Free Throws Made	12		FURSTINGER, Joe vs Prairie View A&M (12/22/17)
	10		LOGWOOD, Sam vs Nebraska-Omaha (11/14/17)
Free Throw Att.	12		FURSTINGER, Joe vs Prairie View A&M (12/22/17)
	11		LOGWOOD, Sam vs Tennessee Tech (11/21/17)
	11		LOGWOOD, Sam vs Nebraska-Omaha (11/14/17)
FT Pct (min 3 made)	1.000	(12-12)	FURSTINGER, Joe vs Prairie View A&M (12/22/17)
	1.000	(8-8)	FURSTINGER, Joe at UNLV (01/17/18)
	1.000	(6-6)	MALUACH, Makuach vs Wyoming (1/10/18)
	1.000	(6-6)	McNEAL, Chris at UTEP (12/2/17)
	1.000	(5-5)	MALUACH, Makuach at Fresno State (01/13/18)
	1.000	(5-5)	FURSTINGER, Joe vs Rice (12/19/17)
	1.000	(5-5)	LOGWOOD, Sam vs Rice (12/19/17)
	1.000	(5-5)	McNEAL, Chris vs Maryland (11/25/17)
	1.000	(5-5)	FURSTINGER, Joe vs Nebraska-Omaha (11/14/17)
	1.000	(4-4)	JACKSON, Antino at UNLV (01/17/18)
	1.000	(4-4)	LOGWOOD, Sam at Boise State (01/03/18)
	1.000	(4-4)	MALUACH, Makuach vs Prairie View A&M (12/22/17)
	1.000	(4-4)	SIMONS, Troy vs Arizona (12/16/17)
	1.000	(4-4)	KUIPER, Dane vs Arizona (12/16/17)
	1.000	(4-4)	SIMONS, Troy vs New Mexico State (12/9/17)
	1.000	(4-4)	MATHIS, Anthony at UTEP (12/2/17)
	1.000	(4-4)	LOGWOOD, Sam vs Maryland (11/25/17)
	1.000	(4-4)	KUIPER, Dane vs Northern New Mexico (11/11/17)
	1.000	(3-3)	MATHIS, Anthony vs San Diego State (1/20/18)

New Mexico - Team Game Highs

POINTS	147		NORTHERN NEW MEXICO (11/11/17)
	103		NEBRASKA-OMAHA (11/14/17)
	96		TENNESSEE TECH (11/21/17)
	87		AIR FORCE (12/27/17)
	87		PRAIRIE VIEW A&M (12/22/17)
FIELD GOALS MADE	55		NORTHERN NEW MEXICO (11/11/17)
	34		NEBRASKA-OMAHA (11/14/17)
FIELD GOAL ATTEMPTS	85		NORTHERN NEW MEXICO (11/11/17)
	77		NEBRASKA-OMAHA (11/14/17)
FIELD GOAL PERCENTAGE	.647	(55-85)	NORTHERN NEW MEXICO (11/11/17)
	.519	(28-54)	COLORADO STATE (1/27/18)
	.519	(28-54)	at Fresno State (01/13/18)
3 PT FIELD GOALS MADE	18		NORTHERN NEW MEXICO (11/11/17)
	17		NEBRASKA-OMAHA (11/14/17)
3 PT FG ATTEMPTS	39		TENNESSEE TECH (11/21/17)
	39		NEBRASKA-OMAHA (11/14/17)
	39		NORTHERN NEW MEXICO (11/11/17)
3 PT FG PERCENTAGE	.462	(18-39)	NORTHERN NEW MEXICO (11/11/17)
	.448	(13-29)	SAN DIEGO STATE (1/20/18)
FREE THROWS MADE	24		TENNESSEE TECH (11/21/17)
	23		at UTEP (12/2/17)
FREE THROW ATTEMPTS	35		at UTEP (12/2/17)
	29		TENNESSEE TECH (11/21/17)
FREE THROW PERCENTAGE	1.000	(14-14)	vs Maryland (11/25/17)
	.929	(13-14)	ARIZONA (12/16/17)
REBOUNDS	48		NEBRASKA-OMAHA (11/14/17)
	45		NORTHERN NEW MEXICO (11/11/17)
ASSISTS	40		NORTHERN NEW MEXICO (11/11/17)
	23		COLORADO STATE (1/27/18)
	23		SAN JOSE STATE (1/6/18)
	23		EVANSVILLE (11/29/17)
STEALS	22		NORTHERN NEW MEXICO (11/11/17)
	12		SAN JOSE STATE (1/6/18)
BLOCKED SHOTS	6		WYOMING (1/10/18)
	6		TENNESSEE TECH (11/21/17)
	6		NORTHERN NEW MEXICO (11/11/17)
TURNOVERS	20		WYOMING (1/10/18)
	19		NEW MEXICO STATE (12/9/17)
FOULS	26		vs Maryland (11/25/17)
	26		TENNESSEE TECH (11/21/17)

Opponent - Team Game Highs

POINTS	104		TENNESSEE TECH (11/21/17)
	90		at Boise State (01/03/18)
	89		at Fresno State (01/13/18)
	89		ARIZONA (12/16/17)
	88		at UTEP (12/2/17)
FIELD GOALS MADE	38		at Boise State (01/03/18)
	34		TENNESSEE TECH (11/21/17)
FIELD GOAL ATTEMPTS	70		NORTHERN NEW MEXICO (11/11/17)
	64		at Boise State (01/03/18)
	64		at New Mexico State (11/17/17)
FIELD GOAL PERCENTAGE	.653	(32-49)	at Fresno State (01/13/18)
	.640	(32-50)	ARIZONA (12/16/17)
3 PT FIELD GOALS MADE	12		TENNESSEE TECH (11/21/17)
	10		NEBRASKA-OMAHA (11/14/17)
3 PT FG ATTEMPTS	30		NEBRASKA-OMAHA (11/14/17)
	26		RICE (12/19/17)
3 PT FG PERCENTAGE	.750	(9-12)	at Fresno State (01/13/18)
	.692	(9-13)	ARIZONA (12/16/17)
FREE THROWS MADE	24		vs Maryland (11/25/17)
	24		TENNESSEE TECH (11/21/17)
FREE THROW ATTEMPTS	32		TENNESSEE TECH (11/21/17)
	30		at UNLV (01/17/18)
FREE THROW PERCENTAGE	.889	(24-27)	vs Maryland (11/25/17)
	.867	(13-15)	SAN DIEGO STATE (1/20/18)
REBOUNDS	58		at Colorado (12/6/17)
	50		at New Mexico State (11/17/17)
ASSISTS	23		TENNESSEE TECH (11/21/17)
	18		at UNLV (01/17/18)
	18		at Boise State (01/03/18)
STEALS	13		TENNESSEE TECH (11/21/17)
	13		NORTHERN NEW MEXICO (11/11/17)
BLOCKED SHOTS	9		vs TCU (11/24/17)
	7		at UNLV (01/17/18)
TURNOVERS	33		NORTHERN NEW MEXICO (11/11/17)
	26		NEBRASKA-OMAHA (11/14/17)
FOULS	25		SAN DIEGO STATE (1/20/18)
	25		at UTEP (12/2/17)
	25		TENNESSEE TECH (11/21/17)

New Mexico - Game Lows

POINTS	56		at New Mexico State (11/17/17)
	57		at Colorado (12/6/17)
	62		NEW MEXICO STATE (12/9/17)
	62		at Boise State (01/03/18)
	65		vs Maryland (11/25/17)
FIELD GOALS MADE	20		at New Mexico State (11/17/17)
	21		vs Maryland (11/25/17)
	21		at UTEP (12/2/17)
	21		at Colorado (12/6/17)
	21		NEW MEXICO STATE (12/9/17)
FIELD GOAL ATTEMPTS	50		WYOMING (1/10/18)
	52		at New Mexico State (11/17/17)
FIELD GOAL PERCENTAGE	.296	(21-71)	at Colorado (12/6/17)
	.333	(21-63)	vs Maryland (11/25/17)
3 PT FIELD GOALS MADE	6		at New Mexico State (11/17/17)
	6		vs TCU (11/24/17)
	6		at Boise State (01/03/18)
3 PT FG ATTEMPTS	20		at New Mexico State (11/17/17)
	24		WYOMING (1/10/18)
3 PT FG PERCENTAGE	.200	(6-30)	vs TCU (11/24/17)
	.222	(6-27)	at Boise State (01/03/18)
FREE THROWS MADE	6		at Colorado (12/6/17)
	7		EVANSVILLE (11/29/17)
FREE THROW ATTEMPTS	9		EVANSVILLE (11/29/17)
	11		at Nevada (12/30/17)
FREE THROW PERCENTAGE	.375	(6-16)	at Colorado (12/6/17)
	.579	(11-19)	SAN JOSE STATE (1/6/18)
REBOUNDS	15		COLORADO STATE (1/27/18)
	23		ARIZONA (12/16/17)
ASSISTS	5		at New Mexico State (11/17/17)
	8		vs TCU (11/24/17)
STEALS	2		at New Mexico State (11/17/17)
	2		at Nevada (12/30/17)
BLOCKED SHOTS	0		at UTEP (12/2/17)
	0		at Boise State (01/03/18)
TURNOVERS	5		SAN DIEGO STATE (1/20/18)
	6		SAN JOSE STATE (1/6/18)
FOULS	13		COLORADO STATE (1/27/18)
	14		RICE (12/19/17)

Opponent - Game Lows

POINTS	47		SAN JOSE STATE (1/6/18)
	58		AIR FORCE (12/27/17)
	59		EVANSVILLE (11/29/17)
	65		NEW MEXICO STATE (12/9/17)
	65		COLORADO STATE (1/27/18)
FIELD GOALS MADE	14		SAN JOSE STATE (1/6/18)
	19		EVANSVILLE (11/29/17)
FIELD GOAL ATTEMPTS	44		SAN JOSE STATE (1/6/18)
	46		vs Maryland (11/25/17)
FIELD GOAL PERCENTAGE	.318	(14-44)	SAN JOSE STATE (1/6/18)
	.365	(19-52)	EVANSVILLE (11/29/17)
3 PT FIELD GOALS MADE	2		at UNLV (01/17/18)
	3		EVANSVILLE (11/29/17)
	3		AIR FORCE (12/27/17)
	3		SAN JOSE STATE (1/6/18)
3 PT FG ATTEMPTS	10		COLORADO STATE (1/27/18)
	11		SAN JOSE STATE (1/6/18)
3 PT FG PERCENTAGE	.154	(2-13)	at UNLV (01/17/18)
	.188	(3-16)	AIR FORCE (12/27/17)
FREE THROWS MADE	6		at Boise State (01/03/18)
	8		COLORADO STATE (1/27/18)
FREE THROW ATTEMPTS	10		COLORADO STATE (1/27/18)
	12		at Boise State (01/03/18)
	12		WYOMING (1/10/18)
FREE THROW PERCENTAGE	.500	(6-12)	at Boise State (01/03/18)
	.500	(9-18)	NEW MEXICO STATE (12/9/17)
REBOUNDS	23		WYOMING (1/10/18)
	26		at Fresno State (01/13/18)
ASSISTS	7		AIR FORCE (12/27/17)
	7		SAN JOSE STATE (1/6/18)
STEALS	3		vs Maryland (11/25/17)
	3		at Colorado (12/6/17)
	3		SAN JOSE STATE (1/6/18)
	3		at Fresno State (01/13/18)
	3		SAN DIEGO STATE (1/20/18)
BLOCKED SHOTS	0		NORTHERN NEW MEXICO (11/11/17)
	0		at UTEP (12/2/17)
TURNOVERS	5		at Nevada (12/30/17)
	9		at Fresno State (01/13/18)
FOULS	13		at Nevada (12/30/17)
	14		ARIZONA (12/16/17)

NEW MEXICO

As A Team:

Scored 100 Points:	103 - Omaha (11-14-17)
Scored 90-99 Points:	96 - vs. Tennessee Tech (11-21-17)
Scored 80-89 Points:	80 - vs Colorado State (1-27-18)
Scored Less Than 50 Points:	46 - at Arizona (12-20-16)
Scored Less Than 40 Points:	34 - at #25 San Diego State (1-26-13)
Won By 40 Points:	W, 147-76 - Northern N.M. (11-11-17)
Won By 30 Points:	W, 80-47 - vs San José State (1-6-18)
Won By 20 Points:	W, 87-58 - vs Air Force (12-27-17)
Lost By 20-29 Points:	L, 90-62 - at Boise State (1-3-18)
Lost By 30 Points:	L, 77-46 - at Arizona (12-20-16)
Shot 65% Or Better:	69.2% (27-39) - at Air Force (1-15-05)
Shot 60% Or Better:	64.7% (55-85) - Northern N.M. (11-11-17)
Shot Less Than 35%:	34.9% (22-63) - at Boise State (1-3-18)
Shot Less Than 30%:	29.6% (21-71) - at Colorado (12-6-17)
Shot 60% 3FG Or Better:	66.7% (6-9) - at CSU (1-14-17)
Shot Less Than 30% 3FG:	22.2% (6-27) - at Boise State (1-3-18)
Made 10 Three-Pointers:	13 (13-34) - vs Colorado State (1-27-18)
Shot 100% on Free Throws:	100% (14-14) - vs. Maryland (11-25-17)
Shot 95% On Free Throws:	95.5% (21-22) - at Boise State (1-17-17)
Shot 85% On Free Throws:	86.4% (19-22) - at UNLV (1-17-18)
Shot Less Than 50% On FTs:	37.5% (6-16) - at Colorado (12-6-17)
Had 50 Rebounds:	58 - vs. UAB (11-21-13)
Had 20 Offensive Rebounds:	23 - at USC (11-21-15)
Had 40 Assists:	40 - Northern N.M. (11-11-17)
Had 20 Assists:	23 - vs Colorado State (1-27-18)
Had 20 Turnovers:	20 - vs Wyoming (1-10-18)
Had Less Than 10 Turnovers:	7 - vs Colorado State (1-27-18)
Had 10 Steals:	12 - vs San José State (1-6-18)
Had 10 Blocks:	12 - vs. UMass (11-22-13)
Had Two or More 20-Point Scorers:	vs San Diego State (1-20-18) Antino Jackson (24) & Anthony Mathis (21)
Had 6 Double-Digit Scorers:	(6) - at UNLV (1-17-18)
Had 5 Double-Digit Scorers:	vs San José State (1-6-18)
Had No Double-Digit Scorers:	at San Diego State (1-6-15)
Had Two 10+ Rebounders:	vs. Wyoming (1-21-15) Tim Williams (11) & Elijah Brown (10)
Scored 50 Points In 1st Half:	55 - vs. Tennessee Tech (11-21-17)
Scored 50 Points In 2nd Half:	50 - at UNLV (1-17-18)
Scored 20 Or Fewer Points In 1st Half:	16 - at Arizona (12-20-16)
Scored 20 Or Fewer Points In 2nd Half:	15 - at #25 San Diego State (1-26-13)
Failed To Make a 3FG:	(0-10) - vs. Washington State (12-25-15)
Defeated a Ranked Team:	W, 66-53 vs. #24/#24 Colorado State (1-3-15)
Lost To a Ranked Team:	L, 89-73 - vs. No. 23/23 Arizona (12-16-17)
Won an OT Game:	W, 52-49 vs. Wyoming (3-7-15)
Lost an OT Game:	L, 105-104 vs. Nevada (1-7-17)
Won a 2OT Game:	W, 97-94 vs. UAB (11-21-13)
Lost a 2OT Game:	L, 73-76 at Dayton (1-1-10)
Won a 3OT Game:	W, 104-99, Fresno State (3-8-96)
Lost a 3OT Game:	Never

As An Individual:

Had a Triple-Double:	Luc Longley (17 pts, 14 rebs, 10 assts) vs. Penn State (3-28-90)
Had a Double-Double (Pts/Reb):	Joe Furstinger (12/10) - vs San Diego State (1-20-18)
Had a Double-Double (Pts/Asst):	Antino Jackson (12 pts & 11 asts) vs Colorado State (1-27-18)
Scored 20+ Pts with 10+ Rebs:	Joe Furstinger (20 pts & 10 rebs) vs Prairie View A&M (12-22-17)
Scored 30 Points:	Elijah Brown (30) vs. Wyoming (1-21-17)
Scored 30 Points (MW Only):	Elijah Brown vs. Wyoming (1-21-17)
Scored 20 Points:	Antino Jackson (24) & Anthony Mathis (21) vs San Diego State (1-20-18)
Scored 20 Points (MW Only):	Antino Jackson (24) & Anthony Mathis (21) vs San Diego State (1-20-18)
Had 20 Rebounds:	Drew Gordon (20) UNLV (2-18-12)
Had 15 Rebounds:	Tim Williams (15) at USC (11-21-15)
Had 10 Assists:	Antino Jackson (11) - vs Colorado State (1-27-18)
Had 5 Steals:	Joe Furstinger (5) - vs San José State (1-6-18)
Had 5 Blocks:	Obij Aget (5) - vs. Fresno State (2-18-17)

VERSUS NEW MEXICO

As A Team:

Scored 100 Points:	104 - vs. Tennessee Tech (11-21-17)
Scored 90 Points:	90 - at Boise State (1-3-18)
Scored 80-89 Points:	81 - at UNLV (1-17-18)
Scored Less Than 50 Points:	47 - vs San José State (1-6-18)
Scored Less Than 40 Points:	38 - Wyoming (2-11-12)
Shot 50% Or Better:	53.1% (26-49) - vs Colorado State (1-27-18)
Shot Less Than 35%:	31.8% (14-44) - vs San José State (1-6-18)
Shot Less Than 30%:	26.3% (15-57) - UAPB (12-17-16)
Shot 50% 3FG Or Better:	50.0% (5-10) - vs Colorado State (1-27-18)
Shot Less Than 20% 3FG:	15.4% (2-13) - at UNLV (1-17-18)
Made 10 Three-Pointers:	12 (of 22) - vs. Tennessee Tech (11-21-17)
Shot 75% On Free Throws:	80.0% (8-10) - vs Colorado State (1-27-18)
Shot Less Than 50% On FTs:	43.8% (7-16) - Boise State (2-17-16)
Had 50 Rebounds:	58 - at Colorado (12-6-17)
Had 20 Offensive Rebounds:	25 - at New Mexico State (11-17-17)
Had 20 Assists:	23 - vs. Tennessee Tech (11-21-17)
Had 20 Turnovers:	23 - vs Colorado State (1-27-18)
Had Less Than 10 Turnovers:	5 - at Nevada (12-30-17)
Had 10 Steals:	10 - vs Prairie View A&M (12-22-17)
Had 10 Blocks:	11 - at USC (11-21-15)
Had 40-Point and 20-Point Scorers:	Nevada (1-7-17) Jordan Caroline (45) & Marcus Marshall (26)
Had 30-Point and 20-Point Scorers:	vs. Tennessee Tech (11-21-17) Aleksa Jugovic (31) & Curtis Phillips (23)
Had Two or More 20-Point Scorers:	at Nevada (12-30-17) Caleb Martin (24) & Jordan Caroline (21)
Had 6 Double-Digit Scorers:	TCU (2-25-12)
Had 5 Double-Digit Scorers:	at Fresno State (1-13-18)
Had No Double-Digit Scorers:	ULM (12-13-14)
Had Two 10+ Rebounders:	vs. Rice (12-19-17) Malik Osborne (11) & Bishop Mency (10)
Scored 50+ Points In 1st Half:	51 - vs. Tennessee Tech (11-21-17)
Scored 50+ Points In 2nd Half:	53 -vs. Tennessee Tech (11-21-17)
Scored 20 Or Less Points In 1st Half:	20 - vs Air Force (12-27-17)
Scored 20 Or Less In 2nd Half	19 - New Mexico State (12-3-14)
Scored 15 Or Less Points In 1st Half:	11 - UAPB (12-17-16)
Failed To Make a 3FG:	(0-7) - New Mexico State (12-16-15)

As An Individual:

Had a Triple-Double:	Ethan Telfair (25 pts, 12 rebs, 10 assts) Idaho State (11-11-16)
Had a Double-Double (Pts/Reb):	vs Colorado State (1-27-18) Nico Carvacho (14 points, 15 rebounds)
Had a Double-Double (Pts/Asst):	Dominic Artis (13 pts & 12 Assists) UTEP (12-7-16)
Had 20+ Points & 10+ Rebounds:	Jordan Caroline - (21 pts, 10 rebs) at Nevada (12-30-17)
Scored 30+ Points in Back-to-Back Games Vs. UNM:	Derrick Marks Boise State 31 points (1-18-15) & 30 points (2-24-15)
Scored 40 Points:	Jordan Caroline (45) - Nevada (1-7-17)
Scored 40 Points (MW Only):	Jordan Caroline (45) - Nevada (1-7-17)
Scored 30 Points:	Justin James (31) - vs Wyoming (1-10-18)
Scored 30 Points (MW Only):	Justin James (31) - vs Wyoming (1-10-18)
Scored 20 Points:	at Boise State (1-3-18) Justinian Jessup (23)
Scored 20 Points (MW Only):	at Boise State (1-3-18) Justinian Jessup (23)
Had 20 Rebounds:	Ryan Watkins (22) - Boise State (1-21-14)
Had 15 Rebounds:	Nico Carvacho (15) - vs Colorado State (1-27-18)
Had 10 Assists:	Dominic Artis (12) - UTEP (12-7-16)
Had 5 Steals:	Curtis Phillips (8) - vs. Tennessee Tech (11-21-17)
Had 5 Blocks:	JD Miller (5) - vs. TCU (11-24-17)

WELCOME TO THE PIT, A MILE HIGH AND LOUDER THAN...

WHAT THEY ARE SAYING ABOUT THE PIT

"What a terrific atmosphere for college basketball. Great building... Great history... 18,000 screaming fans. It's big time college hoops, baby!"
- Dick Vitale, ESPN

"I consider the game we played in Albuquerque in 1978 one of the most exiciting of my career. The Pit is the toughest place to play because of their tremendous atmosphere."
-Jim Boeheim, Syracuse head coach

"When you go into a place like The Pit, there will be challenge different from a regular road game. The crowd can dictate the tempo and momentum. The Pit crowd forces you to be patient."
-Lute Olsen, former Arizona head coach

"A mile high but 37 feet underground, the Pit in Albuquerque has been the site of many mind-blowing college basketball games, including North Carolina State's upset of Houston in '83 and just about any New Mexico home game. The noise created by fans, which has been measured at 125 decibels -- the pain threshold for the human ear is 130 -- is a palpable force."
-Sports Illustrated

- Voted one of "The Top Five Loudest, Most Intimidating Places to Play" by NCAA.com
- Ranked in the top 20 sporting venues of the 20th century by Sports Illustrated
- USA Today ranked The Pit in its "Ten Great Places to Get Pumped for NCAA Action"
- According to Fox Sports, it's one of the top ten "old school" college basketball arenas in the country

THE GREATEST GAME EVER PLAYED

The Pit was the site of one of the greatest college basketball games ever played. It hosted the 1983 national championship game that saw the NC State Wolfpack upset Hakeem Olajuwon, Clyde Drexler and the Houston Cougars. Coach Jimmy Valvano and the Wolfpack downed the Cougars on a last second put back by Lorenzo Charles. The iconic shot of the late Valvano running onto the court looking for a hug is one of the lasting images in college basketball history.

- Built in 1966 ($1.4 million)
- Capacity of 15,411 (previously 18,018)
- $60 million renovation was completed in 2010
- New floor installed before the 2017-18 season
- Seating includes 40 suites and a club area
- Officially named Dreamstyle Arena in 2017 after a $10 million agreement for naming rights by the local New Mexico business. It is the still referred to as The Pit, its officially-recognized nickname. As part of the exciting Dreamstyle changes, University Stadium, UNM's football stadium, officially became Dreamstyle Arena on the same date.
- Less than 30 of 345 NCAA Division I basketball programs play in a college-only arena named after a business or organization founded or headquartered in its home state.
- The Lobos have averaged an astounding 15,410 fans the past 49 years, an amazing 95% of capacity
- The Pit has ranked in the top 25 in attendance nationally nearly every season since the 1966-67 season with 35 seasons in the top ten in the NCAA in attendance
- Led the Mountain West in attendance in 10 of the conference's 15 years of existence
- The floor is named Bob King Court in honor of the former head coach who led the Lobos from 1963 to 1972.

PLAYERS



Matt Vail
G| 5-10 | Fr.
Grants, N.M.

Chris McNeal
G| 6-1 | Jr.
Jackson, Tenn.

Sam Logwood
G/F| 6-8 | Sr.
Indianapolis, Ind.

Antino Jackson
G| 6-0 | Sr.
Houston, Texas

Joe Furstinger
F| 6-9 | Sr.
Rancho Santa Margarita, Calif.

Makuach Maluach
G/F| 6-5 | Fr.
Sydney, Australia

Jachai Simmons
G/F| 6-7 | Jr.
Plainfield, N.J.

JaQuan Lyle
G| 6-5 | Jr.
Evansville, Ind.

Dane Kuiper
G/F| 6-7 | Jr.
Wasilla, Alaska



Vladimir Pinchuk
F/C| 6-10 | Fr.
Schwelm, Germany

Vance Jackson
F| 6-9 | So.
Los Angeles, Calif.

Troy Simons
G| 6-3 | Jr.
Pittsburgh, Pa.

Anthony Mathis
G| 6-3 | Jr.
West Linn, Ore.



Connor MacDougall
F| 6-9 | Sr.
Tempe, Ariz.

STAFF

Paul Weir
Head Coach

Chris Harriman
Assoc. Head Coach

Jerome Robinson
Assistant Coach

Brandon Mason
Assistant Coach

Ryan Berryman
Dir. of Operations

David Chiotti
Dir. of Player Development



Evan Orzolek
Video Coordinator

Tyler Stuart
Dir. of Strength/Cond.

Estevan Sandoval
Graduate Assistant

Corey DeBarbrie
Athletic Trainer

Matt Vail

5’10” - Freshman - Guard

Grants, N.M. (Grants HS)

0

NOTEWORTHY :

- Set record for most points ever scored by a Pirate at Grants High School
- Averaged 25.0 points per game, 5.0 assists and 4.5 steals per game in HS
- District Player of the Year, First Team All-State, Second Team All-State, Academic All-District, First-Team All-District in HS
- MVP for New Mexico vs. Arizona matchup

GAME-BY-GAME STATISTICS

SEASON HIGHS

Points: N/A
FG: N/A
FGA: N/A
3FG: N/A
3FGA: N/A
FT: N/A
FTA: N/A
Rebounds: N/A
Assists: N/A
Blocks: N/A
Steals: N/A
Minutes Played: N/A

CAREER HIGHS AT UNM

Points: N/A
FG: N/A
FGA: N/A
3FG: N/A
3FGA: N/A
FT: N/A
FTA: N/A
Rebounds: N/A
Assists: N/A
Blocks: N/A
Steals: N/A
Minutes Played: N/A

CAREER STATISTICS

Chris McNeal

6'1" - Junior - Guard

Jackson, Tennessee (Indian Hills CC)

1

NOTEWORTHY :

- JUCO All-American
- Led the Indian Hills Warriors to 29-5 record, Region XI regular-season and post-season championships, distric title game and helped the squad qualify for the national tournament
- Led team with 13.1 ppg, field goals (135), fg attempts (327), 3-pointers (83), 3-pt attempts (222), ft (94), assists (179) and points (447).

GAME-BY-GAME STATISTICS

Opponent	Date	gs	min	fg-fga	pct	3fg-fga	pct	ft-fta	pct	off	def	tot	avg	pf	a	t/o	blk	stl	pts	avg
NORTHERN NEW MEXIC	11/11/17	*	23	8-14	.571	6-10	.600	2-3	.667	0	1	1	1.0	1	10	3	0	1	24	24.0
NEBRASKA-OMAHA	11/14/17	*	27	3-7	.429	2-6	.333	1-5	.200	0	2	2	1.5	0	3	2	0	2	9	16.5
at New Mexico State	11/17/17	*	29	3-8	.375	1-4	.250	3-3	1.000	1	3	4	2.3	2	1	3	0	0	10	14.3
TENNESSEE TECH	11/21/17	*	34	8-16	.500	7-11	.636	6-8	.750	1	3	4	2.8	3	6	4	0	1	29	18.0
vs TCU	11/24/17	*	28	5-16	.313	2-10	.200	0-0	.000	1	3	4	3.0	3	2	2	0	1	12	16.8
vs Maryland	11/25/17	*	29	6-14	.429	2-6	.333	5-5	1.000	0	0	0	2.5	3	2	2	0	1	19	17.2
EVANSVILLE	11/29/17	*	29	5-8	.625	2-4	.500	1-1	1.000	0	2	2	2.4	2	1	1	0	2	13	16.6
at UTEP	12/2/17	*	34	1-5	.200	1-4	.250	6-6	1.000	0	3	3	2.5	1	3	0	0	1	9	15.6
at Colorado	12/6/17	*	25	1-6	.167	0-3	.000	2-3	.667	0	2	2	2.4	1	3	2	0	0	4	14.3
NEW MEXICO STATE	12/9/17		28	1-6	.167	0-4	.000	2-3	.667	0	3	3	2.5	1	2	4	0	0	4	13.3
ARIZONA	12/16/17		28	2-9	.222	2-8	.250	0-0	.000	1	3	4	2.6	3	2	3	0	1	6	12.6
RICE	12/19/17		26	4-8	.500	4-8	.500	1-2	.500	0	2	2	2.6	0	2	0	0	1	13	12.7
PRAIRIE VIEW A&M	12/22/17		23	2-7	.286	1-5	.200	0-0	.000	0	0	0	2.4	2	1	3	0	0	5	12.1
AIR FORCE	12/27/17	*	22	3-8	.375	1-6	.167	0-0	.000	0	4	4	2.5	1	4	1	0	0	7	11.7
at Nevada	12/30/17		20	3-8	.375	1-6	.167	0-0	.000	0	2	2	2.5	0	2	1	0	0	7	11.4
at Boise State	01/03/18		24	1-10	.100	0-5	.000	0-0	.000	0	3	3	2.5	1	7	0	0	0	2	10.8
SAN JOSE STATE	1/6/18		32	4-11	.364	2-8	.250	2-4	.500	0	1	1	2.4	0	4	2	0	0	12	10.9
WYOMING	1/10/18		21	1-4	.250	1-3	.333	2-2	1.000	0	0	0	2.3	2	1	6	0	0	5	10.6
at Fresno State	01/13/18		25	4-9	.444	1-5	.200	7-8	.875	0	0	0	2.2	4	2	0	0	1	16	10.8
at UNLV	01/17/18		18	0-4	.000	0-2	.000	1-2	.500	0	3	3	2.2	0	0	2	0	0	1	10.4
SAN DIEGO STATE	1/20/18		17	2-6	.333	2-3	.667	0-1	.000	0	1	1	2.1	3	3	1	0	0	6	10.1
COLORADO STATE	1/27/18		15	1-5	.200	1-4	.250	0-0	.000	0	1	1	2.1	0	1	0	0	1	3	9.8
at Utah State	01/31/18		dnp	-	-	-	-	-	-	-	-	-	-	-	-	-	-	-	-	-
at San José State	02/03/18		dnp	-	-	-	-	-	-	-	-	-	-	-	-	-	-	-	-	-
BOISE STATE	02/06/18		dnp	-	-	-	-	-	-	-	-	-	-	-	-	-	-	-	-	-
at Air Force	02/10/18		dnp	-	-	-	-	-	-	-	-	-	-	-	-	-	-	-	-	-
UTAH STATE	02/14/18		dnp	-	-	-	-	-	-	-	-	-	-	-	-	-	-	-	-	-
at Wyoming	02/20/18		dnp	-	-	-	-	-	-	-	-	-	-	-	-	-	-	-	-	-
UNLV	02/25/18		dnp	-	-	-	-	-	-	-	-	-	-	-	-	-	-	-	-	-
at Colorado State	02/28/18		dnp	-	-	-	-	-	-	-	-	-	-	-	-	-	-	-	-	-
FRESNO STATE	03/03/18		dnp	-	-	-	-	-	-	-	-	-	-	-	-	-	-	-	-	-
Totals		10	557	68-189	.360	39-125	.312	41-56	.732	4	42	46	2.1	33	62	42	0	13	216	9.8

SEASON HIGHS

Points: 29 vs. Tennessee Tech (11-21-17)
FG: 8 (2x) Last time vs. Tennessee Tech (11-21-17)
FGA: 16 (2x) Last time vs. TCU (11-24-17)
3FG: 7 vs. Tennessee Tech (11-21-17)
3FGA: 11 vs. Tennessee Tech (11-21-17)
FT: 7 at Fresno State (1-13-18)
FTA: 8 (3x) Last time at Fresno State (1-13-18)
Rebounds: 4 (5x) Last time vs. Air Force (12-27-17)
Assists: 10 vs. Northern N.M. (11-11-17)
Blocks: N/A
Steals: 2 (2x) Last time vs. Evansville (11-29-17)
Minutes Played: 34 (2x) Last time at UTEP (12-2-17)

CAREER HIGHS AT UNM

Points: 29 vs. Tennessee Tech (11-21-17)
FG: 8 (2x) Last time vs. Tennessee Tech (11-21-17)
FGA: 16 (2x) Last time vs. TCU (11-24-17)
3FG: 7 vs. Tennessee Tech (11-21-17)
3FGA: 11 vs. Tennessee Tech (11-21-17)
FT: 7 at Fresno State (1-13-18)
FTA: 8 (3x) Last time at Fresno State (1-13-18)
Rebounds: 4 (5x) Last time vs. Air Force (12-27-17)
Assists: 10 vs. Northern N.M. (11-11-17)
Blocks: N/A
Steals: 2 (2x) Last time vs. Evansville (11-29-17)
Minutes Played: 34 (2x) Last time at UTEP (12-2-17)

CAREER STATISTICS

			Total		3-Point		F-Throws		Rebounds										Scoring	
Season	gp-gs	min/avg	fg-fga	pct	fg-fga	pct	ft-fta	pct	off	def	tot	avg	pf	fo	ast	to	blk	stl	pts	avg
2017-18	22-10	557/25.3	68-189	.360	39-125	.312	41-56	.732	4	42	46	2.1	33	0	62	42	0	13	216	9.8
TOTAL	22-10	557/25.3	68-189	.360	39-125	.312	41-56	.732	4	42	46	2.1	33	0	62	42	0	13	216	9.8



Sam Logwood

6’8” - Senior - Guard/Forward

Indianapolis, Ind. (La Lumiere HS)

2

NOTEWORTHY :

- Had career high 20 points in 2016-17 season opener against Idaho State
- Had first career double-double of 12 pts, 11 reb at Wyoming (2-25-17)
- Career highs of three blocks, four steals at San Diego State in 2015-16
- Career highs of seven boards, five assists against Wyoming in 2015-16
- Academic All-MW selection in 2015

GAME-BY-GAME STATISTICS

Opponent	Date	gs	min	fg-fga	pct	3fg-fga	pct	ft-fta	pct	off	def	tot	avg	pf	a	t/o	blk	stl	pts	avg
NORTHERN NEW MEXIC	11/11/17	*	17	6-8	.750	0-0	.000	2-2	1.000	1	5	6	6.0	2	2	0	0	3	14	14.0
NEBRASKA-OMAHA	11/14/17	*	23	4-11	.364	0-0	.000	10-11	.909	5	0	5	5.5	3	2	2	0	1	18	16.0
at New Mexico State	11/17/17	*	33	4-13	.308	0-1	.000	0-2	.000	3	4	7	6.0	3	2	5	0	0	8	13.3
TENNESSEE TECH	11/21/17	*	29	6-12	.500	0-0	.000	9-11	.818	3	2	5	5.8	1	0	3	0	1	21	15.3
vs TCU	11/24/17	*	32	10-21	.476	0-1	.000	7-8	.875	2	4	6	5.8	3	1	2	0	0	27	17.6
vs Maryland	11/25/17	*	23	2-5	.400	0-0	.000	4-4	1.000	0	2	2	5.2	4	2	5	0	1	8	16.0
EVANSVILLE	11/29/17	*	22	6-9	.667	0-0	.000	2-2	1.000	1	4	5	5.1	3	1	4	0	0	14	15.7
at UTEP	12/2/17	*	30	8-12	.667	1-1	1.000	5-7	.714	3	4	7	5.4	3	4	3	0	0	22	16.5
at Colorado	12/6/17	*	18	1-7	.143	0-0	.000	0-2	.000	0	3	3	5.1	3	1	1	0	0	2	14.9
NEW MEXICO STATE	12/9/17		dnp	-	-	-	-	-	-	-	-	-	-	-	-	-	-	-	-	-
ARIZONA	12/16/17		26	3-10	.300	0-1	.000	2-3	.667	3	1	4	5.0	1	5	0	0	0	8	14.2
RICE	12/19/17		29	5-14	.357	0-1	.000	5-5	1.000	5	4	9	5.4	2	1	1	0	0	15	14.3
PRAIRIE VIEW A&M	12/22/17		20	4-7	.571	0-0	.000	0-0	.000	1	3	4	5.3	2	1	4	0	1	8	13.8
AIR FORCE	12/27/17		22	3-10	.300	1-2	.500	3-4	.750	0	4	4	5.2	2	0	1	0	0	10	13.5
at Nevada	12/30/17		30	6-10	.600	0-0	.000	0-0	.000	2	4	6	5.2	3	0	5	0	0	12	13.4
at Boise State	01/03/18		18	1-6	.167	0-0	.000	4-4	1.000	1	0	1	4.9	0	0	1	0	0	6	12.9
SAN JOSé STATE	01/06/18		dnp	-	-	-	-	-	-	-	-	-	-	-	-	-	-	-	-	-
WYOMING	01/10/18		dnp	-	-	-	-	-	-	-	-	-	-	-	-	-	-	-	-	-
at Fresno State	01/13/18		dnp	-	-	-	-	-	-	-	-	-	-	-	-	-	-	-	-	-
at UNLV	01/17/18		dnp	-	-	-	-	-	-	-	-	-	-	-	-	-	-	-	-	-
SAN DIEGO STATE	01/20/18		dnp	-	-	-	-	-	-	-	-	-	-	-	-	-	-	-	-	-
COLORADO STATE	01/27/18		dnp	-	-	-	-	-	-	-	-	-	-	-	-	-	-	-	-	-
at Utah State	01/31/18		dnp	-	-	-	-	-	-	-	-	-	-	-	-	-	-	-	-	-
at San José State	02/03/18		dnp	-	-	-	-	-	-	-	-	-	-	-	-	-	-	-	-	-
BOISE STATE	02/06/18		dnp	-	-	-	-	-	-	-	-	-	-	-	-	-	-	-	-	-
at Air Force	02/10/18		dnp	-	-	-	-	-	-	-	-	-	-	-	-	-	-	-	-	-
UTAH STATE	02/14/18		dnp	-	-	-	-	-	-	-	-	-	-	-	-	-	-	-	-	-
at Wyoming	02/20/18		dnp	-	-	-	-	-	-	-	-	-	-	-	-	-	-	-	-	-
UNLV	02/25/18		dnp	-	-	-	-	-	-	-	-	-	-	-	-	-	-	-	-	-
at Colorado State	02/28/18		dnp	-	-	-	-	-	-	-	-	-	-	-	-	-	-	-	-	-
FRESNO STATE	03/03/18		dnp	-	-	-	-	-	-	-	-	-	-	-	-	-	-	-	-	-
Totals		9	372	69-155	.445	2-7	.286	53-65	.815	30	44	74	4.9	35	22	37	0	7	193	12.9

SEASON HIGHS

Points: 27 vs. TCU (11-24-17)
FG: 10 vs. TCU (11-24-17)
FGA: 21 vs. TCU (11-24-17)
3FG: 1 (2x) Last time vs. Air Force (12-27-17)
3FGA: 2 vs. Air Force (12-27-17)
FT: 10 vs Omaha (11-14-17)
FTA: 11 (2x) Last time vs. Tennessee Tech (11-21-17)
Rebounds: 9 vs. Rice (12-19-17)
Assists: 5 vs. Arizona (12-16-17)
Blocks: N/A
Steals: 3 vs. Northern N.M. (11-11-17)
Minutes Played: 33 at New Mexico State (11-17-17)

CAREER HIGHS AT UNM

Points: 27 vs. TCU (11-24-17)
FG: 10 vs. TCU (11-24-17)
FGA: 21 vs. TCU (11-24-17)
3FG: 2 (7x) Last time vs. SJSU (2-4-17)
3FGA: 6 vs. Air Force (3-11-15)
FT: 10 vs Omaha (11-14-17)
FTA: 11 (2x) Last time vs. Tennessee Tech (11-21-17)
Rebounds: 11 vs. Wyoming (2-25-17)
Assists: 6 vs. UTEP (12-7-16)
Blocks: 3 at San Diego State (2-6-16)
Steals: 4 (2x) Last time vs. UAPB (12-17-16)
Minutes Played: 41 at San Diego State (2-6-16)

CAREER STATISTICS

Season	gp-gs	min/avg	fg-fga	pct	3fg-fga	pct	ft-fta	pct	off	def	tot	avg	pf	fo	ast	to	blk	stl	pts	avg
2014-15	28-16	572/20.4	57-145	.393	17-55	.309	40-55	.727	24	52	76	2.7	46	0	31	29	3	9	171	6.1
2015-16	32-32	836/26.1	75-171	.439	17-43	.395	35-60	.583	37	93	130	4.1	78	2	58	49	14	24	202	6.3
2016-17	30-18	672/22.4	80-178	.449	10-25	.400	49-73	.671	20	84	104	3.5	50	1	33	41	4	22	219	7.3
2017-18	15-9	372/24.8	69-155	.445	2-7	.286	53-65	.815	30	44	74	4.9	35	0	22	37	0	7	193	12.9
TOTAL	105-75	2452/23.4	281-649	.433	46-130	.354	177-253	.700	111	273	384	3.7	209	3	144	156	21	62	785	7.5

Antino Jackson

6'0" - Senior - Guard

Houston, Texas (Akron)

3

NOTEWORTHY :

- Earned All-MAC Honorable Mention at Akron in 2015-16.
- Finished his sophomore season with 25 double-digit performances.
- Set career-highs in points (23), assists (8) and rebounds (8) as a sophomore.
- Set new career-highs in points (24) and assists (11) at UNM.
- Ranked among MAC leaders in six categories in 2015-16.

GAME-BY-GAME STATISTICS

Opponent	Date	gs	min	fg-fga	pct	3fg-fga	pct	ft-fta	pct	off	def	tot	avg	pf	a	t/o	blk	stl	pts	avg
NORTHERN NEW MEXIC	11/11/17	*	21	4-7	.571	1-4	.250	3-3	1.000	0	1	1	1.0	3	6	5	0	1	12	12.0
NEBRASKA-OMAHA	11/14/17	*	24	7-11	.636	5-7	.714	0-0	.000	0	4	4	2.5	2	5	3	0	3	19	15.5
at New Mexico State	11/17/17	*	20	1-6	.167	1-4	.250	0-0	.000	0	0	0	1.7	1	0	1	0	0	3	11.3
TENNESSEE TECH	11/21/17	*	18	3-9	.333	2-6	.333	0-0	.000	0	2	2	1.8	1	2	2	0	0	8	10.5
vs TCU	11/24/17		24	4-9	.444	3-7	.429	1-2	.500	0	4	4	2.2	1	1	1	0	0	12	10.8
vs Maryland	11/25/17		16	0-10	.000	0-7	.000	2-2	1.000	0	0	0	1.8	0	3	0	0	1	2	9.3
EVANSVILLE	11/29/17		18	0-4	.000	0-2	.000	2-3	.667	1	3	4	2.1	2	10	1	0	0	2	8.3
at UTEP	12/2/17		23	3-6	.500	2-4	.500	2-5	.400	0	4	4	2.4	4	1	2	0	2	10	8.5
at Colorado	12/6/17	*	23	2-8	.250	2-7	.286	0-0	.000	0	1	1	2.2	3	1	1	0	2	6	8.2
NEW MEXICO STATE	12/9/17	*	25	5-13	.385	3-8	.375	1-2	.500	1	2	3	2.3	3	1	4	0	1	14	8.8
ARIZONA	12/16/17	*	19	2-7	.286	1-3	.333	0-0	.000	0	1	1	2.2	3	1	3	0	1	5	8.5
RICE	12/19/17	*	18	1-4	.250	0-2	.000	0-0	.000	0	2	2	2.2	2	2	0	0	0	2	7.9
PRAIRIE VIEW A&M	12/22/17	*	19	6-11	.545	4-8	.500	1-2	.500	0	2	2	2.2	2	3	2	0	1	17	8.6
AIR FORCE	12/27/17		25	4-5	.800	2-3	.667	0-0	.000	0	2	2	2.1	1	9	1	0	1	10	8.7
at Nevada	12/30/17	*	28	4-9	.444	3-6	.500	1-1	1.000	0	2	2	2.1	3	8	2	0	0	12	8.9
at Boise State	01/03/18	*	27	2-6	.333	1-3	.333	0-0	.000	2	3	5	2.3	2	0	3	0	1	5	8.7
SAN JOSE STATE	1/6/18	*	21	4-6	.667	3-5	.600	0-0	.000	0	0	0	2.2	4	7	2	0	3	11	8.8
WYOMING	1/10/18	*	28	7-12	.583	4-7	.571	2-3	.667	1	0	1	2.1	5	4	3	0	4	20	9.4
at Fresno State	01/13/18	*	25	3-5	.600	1-3	.333	0-0	.000	0	1	1	2.1	1	5	5	0	3	7	9.3
at UNLV	01/17/18	*	33	5-15	.333	3-7	.429	4-4	1.000	1	3	4	2.2	0	5	5	0	2	17	9.7
SAN DIEGO STATE	1/20/18	*	28	8-12	.667	6-10	.600	2-2	1.000	0	1	1	2.1	2	6	0	0	1	24	10.4
COLORADO STATE	1/27/18	*	28	4-8	.500	2-6	.333	2-3	.667	0	0	0	2.0	2	11	1	0	2	12	10.5
at Utah State	01/31/18		dnp	-	-	-	-	-	-	-	-	-	-	-	-	-	-	-	-	-
at San José State	02/03/18		dnp	-	-	-	-	-	-	-	-	-	-	-	-	-	-	-	-	-
BOISE STATE	02/06/18		dnp	-	-	-	-	-	-	-	-	-	-	-	-	-	-	-	-	-
at Air Force	02/10/18		dnp	-	-	-	-	-	-	-	-	-	-	-	-	-	-	-	-	-
UTAH STATE	02/14/18		dnp	-	-	-	-	-	-	-	-	-	-	-	-	-	-	-	-	-
at Wyoming	02/20/18		dnp	-	-	-	-	-	-	-	-	-	-	-	-	-	-	-	-	-
UNLV	02/25/18		dnp	-	-	-	-	-	-	-	-	-	-	-	-	-	-	-	-	-
at Colorado State	02/28/18		dnp	-	-	-	-	-	-	-	-	-	-	-	-	-	-	-	-	-
FRESNO STATE	03/03/18		dnp	-	-	-	-	-	-	-	-	-	-	-	-	-	-	-	-	-
Totals		17	511	79-183	.432	49-119	.412	23-32	.719	6	38	44	2.0	47	91	47	0	29	230	10.5

SEASON HIGHS

Points: 24 vs San Diego State (1-20-18)
FG: 8 vs San Diego State (1-20-18)
FGA: 15 at UNLV (1-17-18)
3FG: 6 vs San Diego State (1-20-18)
3FGA: 10 vs San Diego State (1-20-18)
FT: 4 at UNLV (1-17-18)
FTA: 5 at UTEP (12-2-17)
Rebounds: 5 at Boise State (1-3-18)
Assists: 11 vs. Colorado State (1-27-18)
Blocks: N/A
Steals: 4 vs Wyoming (1-10-18)
Minutes Played: 33 at UNLV (1-17-18)

CAREER HIGHS AT UNM

Points: 24 vs San Diego State (1-20-18)
FG: 8 vs San Diego State (1-20-18)
FGA: 15 at UNLV (1-17-18)
3FG: 6 vs San Diego State (1-20-18)
3FGA: 10 vs San Diego State (1-20-18)
FT: 4 at UNLV (1-17-18)
FTA: 5 at UTEP (12-2-17)
Rebounds: 5 at Boise State (1-3-18)
Assists: 11 vs. Colorado State (1-27-18)
Blocks: N/A
Steals: 4 vs Wyoming (1-10-18)
Minutes Played: 33 at UNLV (1-17-18)

CAREER STATISTICS

			Total		3-Point		F-Throws		Rebounds										Scoring	
Season	gp-gs	min/avg	fg-fga	pct	fg-fga	pct	ft-fta	pct	off	def	tot	avg	pf	fo	ast	to	blk	stl	pts	avg
2017-18	22-17	511/23.2	79-183	.432	49-119	.412	23-32	.719	6	38	44	2.0	47	1	91	47	0	29	230	10.5
TOTAL	22-17	511/23.2	79-183	.432	49-119	.412	23-32	.719	6	38	44	2.0	47	1	91	47	0	29	230	10.5

Mike Mondragon

6’3” - RS-Junior - Guard

Taos, N.M. (Highland HS)

4

NOTEWORTHY :

- Brought on as a walk-on by Coach Weir in 2017-18
- Saw action in his first game on Nov. 11, 2017 vs Northern New Mexico
- Scored his first basket as a Lobo on Jan. 6, 2018 against San José State
- Named First Team All-Academic while at Highland

GAME-BY-GAME STATISTICS

Opponent	Date	gs	min	fg-fga	pct	3fg-fga	pct	ft-fta	pct	off	def	tot	avg	pf	a	t/o	blk	stl	pts	avg
NORTHERN NEW MEXIC	11/11/17		1	0-0	.000	0-0	.000	0-0	.000	0	0	0	0.0	0	0	0	0	0	0	0.0
NEBRASKA-OMAHA	11/14/17		2	0-0	.000	0-0	.000	0-0	.000	0	0	0	0.0	0	0	0	0	0	0	0.0
at New Mexico State	11/17/17		dnp	-	-	-	-	-	-	-	-	-	-	-	-	-	-	-	-	-
TENNESSEE TECH	11/21/17		dnp	-	-	-	-	-	-	-	-	-	-	-	-	-	-	-	-	-
vs TCU	11/24/17		dnp	-	-	-	-	-	-	-	-	-	-	-	-	-	-	-	-	-
vs Maryland	11/25/17		dnp	-	-	-	-	-	-	-	-	-	-	-	-	-	-	-	-	-
EVANSVILLE	11/29/17		dnp	-	-	-	-	-	-	-	-	-	-	-	-	-	-	-	-	-
at UTEP	12/2/17		dnp	-	-	-	-	-	-	-	-	-	-	-	-	-	-	-	-	-
at Colorado	12/6/17		dnp	-	-	-	-	-	-	-	-	-	-	-	-	-	-	-	-	-
NEW MEXICO STATE	12/9/17		dnp	-	-	-	-	-	-	-	-	-	-	-	-	-	-	-	-	-
ARIZONA	12/16/17		dnp	-	-	-	-	-	-	-	-	-	-	-	-	-	-	-	-	-
RICE	12/19/17		dnp	-	-	-	-	-	-	-	-	-	-	-	-	-	-	-	-	-
PRAIRIE VIEW A&M	12/22/17		dnp	-	-	-	-	-	-	-	-	-	-	-	-	-	-	-	-	-
AIR FORCE	12/27/17		dnp	-	-	-	-	-	-	-	-	-	-	-	-	-	-	-	-	-
at Nevada	12/30/17		dnp	-	-	-	-	-	-	-	-	-	-	-	-	-	-	-	-	-
at Boise State	01/03/18		dnp	-	-	-	-	-	-	-	-	-	-	-	-	-	-	-	-	-
SAN JOSE STATE	1/6/18		2	1-1	1.000	0-0	.000	0-0	.000	0	0	0	0.0	0	1	0	0	0	2	0.7
WYOMING	1/10/18		dnp	-	-	-	-	-	-	-	-	-	-	-	-	-	-	-	-	-
at Fresno State	01/13/18		dnp	-	-	-	-	-	-	-	-	-	-	-	-	-	-	-	-	-
at UNLV	01/17/18		4	0-0	.000	0-0	.000	0-0	.000	0	0	0	0.0	1	0	2	0	0	0	0.5
SAN DIEGO STATE	1/20/18		1	0-0	.000	0-0	.000	0-0	.000	0	0	0	0.0	0	0	0	0	0	0	0.4
COLORADO STATE	01/27/18		dnp	-	-	-	-	-	-	-	-	-	-	-	-	-	-	-	-	-
at Utah State	01/31/18		dnp	-	-	-	-	-	-	-	-	-	-	-	-	-	-	-	-	-
at San José State	02/03/18		dnp	-	-	-	-	-	-	-	-	-	-	-	-	-	-	-	-	-
BOISE STATE	02/06/18		dnp	-	-	-	-	-	-	-	-	-	-	-	-	-	-	-	-	-
at Air Force	02/10/18		dnp	-	-	-	-	-	-	-	-	-	-	-	-	-	-	-	-	-
UTAH STATE	02/14/18		dnp	-	-	-	-	-	-	-	-	-	-	-	-	-	-	-	-	-
at Wyoming	02/20/18		dnp	-	-	-	-	-	-	-	-	-	-	-	-	-	-	-	-	-
UNLV	02/25/18		dnp	-	-	-	-	-	-	-	-	-	-	-	-	-	-	-	-	-
at Colorado State	02/28/18		dnp	-	-	-	-	-	-	-	-	-	-	-	-	-	-	-	-	-
FRESNO STATE	03/03/18		dnp	-	-	-	-	-	-	-	-	-	-	-	-	-	-	-	-	-
Totals		0	10	1-1	1.000	0-0	.000	0-0	.000	0	0	0	0.0	1	1	2	0	0	2	0.4

SEASON HIGHS

Points: 2 vs San José State (1/6/18)
FG: 1 vs San José State (1/6/18)
FGA: 1 vs San José State (1/6/18)
3FG: N/A
3FGA: N/A
FT: N/A
FTA: N/A
Rebounds: N/A
Assists: 1 vs San José State (1/6/18)
Blocks: N/A
Steals: N/A
Minutes Played: 2 (2x) Last time vs San José State (1/6/18)

CAREER HIGHS AT UNM

Points: 2 vs San José State (1/6/18)
FG: 1 vs San José State (1/6/18)
FGA: 1 vs San José State (1/6/18)
3FG: N/A
3FGA: N/A
FT: N/A
FTA: N/A
Rebounds: N/A
Assists: 1 vs San José State (1/6/18)
Blocks: N/A
Steals: N/A
Minutes Played: 2 (2x) Last time vs San José State (1/6/18)

CAREER STATISTICS

			Total		3-Point		F-Throws		Rebounds										Scoring	
Season	gp-gs	min/avg	fg-fga	pct	fg-fga	pct	ft-fta	pct	off	def	tot	avg	pf	fo	ast	to	blk	stl	pts	avg
2017-18	5-0	10/2.0	1-1	1.000	0-0	.000	0-0	.000	0	0	0	0.0	1	0	1	2	0	0	2	0.4
TOTAL	5-0	10/2.0	1-1	1.000	0-0	.000	0-0	.000	0	0	0	0.0	1	0	1	2	0	0	2	0.4

Joe Furstinger

5

6’9” - Senior - Forward

Rancho Santa Margarita, Calif. (Santa Margarita Catholic HS)

NOTEWORTHY :

- Scored career-high 17 points and 12 rebounds for his first career double-double on 12-19-17 against Rice.
- Scored a new career-high 20 points vs. Prairie View A&M
- Had a career-high five field goals made in Rice win on 12-19-17.
- Led all UNM bigs in assists by a wide margin in 2015-16.
- Played at the same high school as the Warrior’s Klay Thompson.

GAME-BY-GAME STATISTICS

Opponent	Date	gs	min	fg-fga	pct	3fg-fga	pct	ft-fta	pct	off	def	tot	avg	pf	a	t/o	blk	stl	pts	avg
NORTHERN NEW MEXIC	11/11/17	*	18	4-8	.500	0-2	.000	1-1	1.000	1	5	6	6.0	4	5	0	3	1	9	9.0
NEBRASKA-OMAHA	11/14/17	*	24	3-6	.500	0-2	.000	5-5	1.000	2	6	8	7.0	3	2	5	4	1	11	10.0
at New Mexico State	11/17/17	*	21	1-3	.333	0-1	.000	2-2	1.000	0	1	1	5.0	4	0	0	0	0	4	8.0
TENNESSEE TECH	11/21/17	*	28	1-5	.200	0-1	.000	5-6	.833	2	7	9	6.0	1	2	1	4	0	7	7.8
vs TCU	11/24/17	*	24	2-6	.333	0-2	.000	2-2	1.000	1	6	7	6.2	4	2	0	3	0	6	7.4
vs Maryland	11/25/17	*	16	0-0	.000	0-0	.000	0-0	.000	0	1	1	5.3	4	0	1	0	0	0	6.2
EVANSVILLE	11/29/17	*	22	1-5	.200	0-2	.000	0-0	.000	0	5	5	5.3	3	6	1	2	1	2	5.6
at UTEP	12/2/17	*	12	0-2	.000	0-1	.000	0-0	.000	0	1	1	4.8	5	0	3	0	0	0	4.9
at Colorado	12/6/17	*	32	2-7	.286	0-1	.000	2-5	.400	1	6	7	5.0	4	0	0	0	1	6	5.0
NEW MEXICO STATE	12/9/17	*	20	3-3	1.000	1-1	1.000	0-0	.000	0	1	1	4.6	2	1	3	2	0	7	5.2
ARIZONA	12/16/17	*	30	2-5	.400	0-1	.000	3-3	1.000	1	4	5	4.6	1	3	0	0	2	7	5.4
RICE	12/19/17		26	6-8	.750	0-0	.000	5-5	1.000	4	8	12	5.3	4	2	3	1	0	17	6.3
PRAIRIE VIEW A&M	12/22/17	*	32	4-8	.500	0-1	.000	12-12	1.000	4	6	10	5.6	0	4	1	0	0	20	7.4
AIR FORCE	12/27/17		26	5-7	.714	0-0	.000	2-3	.667	6	6	12	6.1	2	3	1	2	1	12	7.7
at Nevada	12/30/17	*	28	3-5	.600	0-0	.000	4-6	.667	3	7	10	6.3	5	4	0	1	0	10	7.9
at Boise State	01/03/18	*	35	6-10	.600	0-1	.000	3-4	.750	0	6	6	6.3	4	0	4	0	1	15	8.3
SAN JOSE STATE	1/6/18	*	31	3-5	.600	1-2	.500	3-4	.750	1	8	9	6.5	3	4	1	2	5	10	8.4
WYOMING	1/10/18	*	33	6-11	.545	1-2	.500	4-7	.571	0	10	10	6.7	4	4	4	2	0	17	8.9
at Fresno State	01/13/18		31	4-7	.571	0-0	.000	0-2	.000	1	7	8	6.7	1	3	2	2	0	8	8.8
at UNLV	01/17/18		32	3-8	.375	0-1	.000	8-8	1.000	3	6	9	6.9	4	4	1	0	0	14	9.1
SAN DIEGO STATE	1/20/18	*	34	3-6	.500	0-0	.000	6-9	.667	2	8	10	7.0	4	3	1	1	1	12	9.2
COLORADO STATE	1/27/18	*	33	6-9	.667	0-1	.000	1-2	.500	1	3	4	6.9	1	2	1	1	2	13	9.4
at Utah State	01/31/18		dnp	-	-	-	-	-	-	-	-	-	-	-	-	-	-	-	-	-
at San José State	02/03/18		dnp	-	-	-	-	-	-	-	-	-	-	-	-	-	-	-	-	-
BOISE STATE	02/06/18		dnp	-	-	-	-	-	-	-	-	-	-	-	-	-	-	-	-	-
at Air Force	02/10/18		dnp	-	-	-	-	-	-	-	-	-	-	-	-	-	-	-	-	-
UTAH STATE	02/14/18		dnp	-	-	-	-	-	-	-	-	-	-	-	-	-	-	-	-	-
at Wyoming	02/20/18		dnp	-	-	-	-	-	-	-	-	-	-	-	-	-	-	-	-	-
UNLV	02/25/18		dnp	-	-	-	-	-	-	-	-	-	-	-	-	-	-	-	-	-
at Colorado State	02/28/18		dnp	-	-	-	-	-	-	-	-	-	-	-	-	-	-	-	-	-
FRESNO STATE	03/03/18		dnp	-	-	-	-	-	-	-	-	-	-	-	-	-	-	-	-	-
Totals		18	588	68-134	.507	3-22	.136	68-86	.791	33	118	151	6.9	67	54	33	30	16	207	9.4

SEASON HIGHS

Points: 20 vs. Prairie View A&M (12-22-17)
FG: 6 (3x) Last time vs Wyoming (1-10-18)
FGA: 11 vs Wyoming (1-10-18)
3FG: 1 (3x) Last time vs Wyoming (1-10-18)
3FGA: 2 (6x) Last time vs Wyoming (1-10-18)
FT: 12 vs. Prairie View A&M (12-22-17)
FTA: 12 vs. Prairie View A&M (12-22-17)
Rebounds: 12 (2x) Last time vs. Air Force (12-27-17)
Assists: 6 vs. Evansville (11-29-17)
Blocks: 4 (2x) Last time vs. Tennessee Tech (11-21-17)
Steals: 5 vs San José State (1-6-18)
Minutes Played: 35 at Boise State (1-3-18)

CAREER HIGHS AT UNM

Points: 20 vs. Prairie View A&M (12-22-17)
FG: 6 (3x) Last time vs Wyoming (1-10-18)
FGA: 11 vs Wyoming (1-10-18)
3FG: 1 (4x) Last time 11 vs Wyoming (1-10-18)
3FGA: 2 (7x) Last time 11 vs Wyoming (1-10-18)
FT: 12 vs. Prairie View A&M (12-22-17)
FTA: 12 vs. Prairie View A&M (12-22-17)
Rebounds: 12 (2x) Last time vs. Air Force (12-27-17)
Assists: 6 vs. Evansville (11-29-17)
Blocks: 4 (4x) Last time vs. Tennessee Tech (11-21-17)
Steals: 5 vs San José State (1-6-18)
Minutes Played: 35 at Boise State (1-3-18)

CAREER STATISTICS

Season	gp-gs	min/avg	fg-fga	pct	fg-fga	pct	ft-fta	pct	off	def	tot	avg	pf	fo	ast	to	blk	stl	pts	avg
2014-15	29-0	360/12.4	24-67	.358	1-10	.100	20-35	.571	20	37	57	2.0	53	1	22	16	15	4	69	2.4
2015-16	29-0	334/11.5	14-43	.326	0-1	.000	18-29	.621	15	41	56	1.9	55	0	13	16	19	15	46	1.6
2016-17	26-5	341/13.1	28-53	.528	0-0	.000	31-43	.721	32	44	76	2.9	59	1	15	19	20	9	87	3.3
2017-18	22-18	588/26.7	68-134	.507	3-22	.136	68-86	.791	33	118	151	6.9	67	2	54	33	30	16	207	9.4
TOTAL	106-23	1623/15.3	134-297	.451	4-33	.121	137-193	.710	100	240	340	3.2	234	4	104	84	84	44	409	3.9

Makuach Maluach

6’5” - Freshman - Guard/Forward

Sydney, Australia (Newington College)

10

NOTEWORTHY :

- Played prep ball at Newington College in Stanmore, NSW, Australia
- Graduated in 2017
- Member of Australian Junior National Team in the FIBA U18 Oceania Championships.

GAME-BY-GAME STATISTICS

Opponent	Date	gs	min	fg-fga	pct	3fg-fga	pct	ft-fta	pct	off	def	tot	avg	pf	a	t/o	blk	stl	pts	avg
NORTHERN NEW MEXIC	11/11/17		21	7-7	1.000	0-0	.000	4-5	.800	2	2	4	4.0	0	1	0	1	1	18	18.0
NEBRASKA-OMAHA	11/14/17		18	4-7	.571	1-2	.500	0-0	.000	0	5	5	4.5	2	1	1	0	0	9	13.5
at New Mexico State	11/17/17		9	1-1	1.000	1-1	1.000	0-0	.000	0	0	0	3.0	1	0	2	0	0	3	10.0
TENNESSEE TECH	11/21/17		12	1-3	.333	0-1	.000	2-2	1.000	0	0	0	2.3	1	0	0	0	1	4	8.5
vs TCU	11/24/17		10	0-1	.000	0-1	.000	0-0	.000	1	0	1	2.0	1	1	2	0	0	0	6.8
vs Maryland	11/25/17		17	2-4	.500	1-1	1.000	1-1	1.000	3	0	3	2.2	2	0	3	0	0	6	6.7
EVANSVILLE	11/29/17		17	5-6	.833	0-1	.000	0-1	.000	2	1	3	2.3	3	3	2	1	0	10	7.1
at UTEP	12/2/17		11	1-1	1.000	1-1	1.000	2-2	1.000	0	0	0	2.0	2	0	2	0	1	5	6.9
at Colorado	12/6/17		19	3-8	.375	0-0	.000	0-1	.000	3	2	5	2.3	2	2	1	1	1	6	6.8
NEW MEXICO STATE	12/9/17	*	24	3-6	.500	1-3	.333	0-1	.000	1	2	3	2.4	2	0	2	0	2	7	6.8
ARIZONA	12/16/17	*	12	2-5	.400	1-4	.250	0-0	.000	1	1	2	2.4	2	2	0	1	0	5	6.6
RICE	12/19/17	*	9	0-1	.000	0-0	.000	0-0	.000	0	0	0	2.2	0	0	2	0	0	0	6.1
PRAIRIE VIEW A&M	12/22/17		13	0-1	.000	0-1	.000	4-4	1.000	1	2	3	2.2	0	0	1	1	1	4	5.9
AIR FORCE	12/27/17	*	18	2-4	.500	1-3	.333	2-2	1.000	1	2	3	2.3	1	1	1	0	1	7	6.0
at Nevada	12/30/17		10	2-4	.500	1-2	.500	0-0	.000	0	1	1	2.2	1	0	2	0	0	5	5.9
at Boise State	01/03/18	*	21	3-4	.750	0-0	.000	2-2	1.000	1	3	4	2.3	2	1	1	0	0	8	6.1
SAN JOSE STATE	1/6/18		23	6-9	.667	2-2	1.000	1-2	.500	3	1	4	2.4	4	1	0	0	1	15	6.6
WYOMING	1/10/18	*	33	5-9	.556	1-3	.333	6-6	1.000	3	2	5	2.6	4	3	2	0	2	17	7.2
at Fresno State	01/13/18	*	34	8-15	.533	0-4	.000	5-5	1.000	0	3	3	2.6	5	1	1	0	0	21	7.9
at UNLV	01/17/18	*	19	7-12	.583	2-3	.667	3-4	.750	2	1	3	2.6	5	1	0	0	0	19	8.5
SAN DIEGO STATE	1/20/18		27	4-13	.308	1-4	.250	6-7	.857	0	1	1	2.5	2	1	0	1	0	15	8.8
COLORADO STATE	1/27/18		30	3-5	.600	1-3	.333	2-2	1.000	1	2	3	2.5	2	3	3	0	0	9	8.8
at Utah State	01/31/18		dnp	-	-	-	-	-	-	-	-	-	-	-	-	-	-	-	-	-
at San José State	02/03/18		dnp	-	-	-	-	-	-	-	-	-	-	-	-	-	-	-	-	-
BOISE STATE	02/06/18		dnp	-	-	-	-	-	-	-	-	-	-	-	-	-	-	-	-	-
at Air Force	02/10/18		dnp	-	-	-	-	-	-	-	-	-	-	-	-	-	-	-	-	-
UTAH STATE	02/14/18		dnp	-	-	-	-	-	-	-	-	-	-	-	-	-	-	-	-	-
at Wyoming	02/20/18		dnp	-	-	-	-	-	-	-	-	-	-	-	-	-	-	-	-	-
UNLV	02/25/18		dnp	-	-	-	-	-	-	-	-	-	-	-	-	-	-	-	-	-
at Colorado State	02/28/18		dnp	-	-	-	-	-	-	-	-	-	-	-	-	-	-	-	-	-
FRESNO STATE	03/03/18		dnp	-	-	-	-	-	-	-	-	-	-	-	-	-	-	-	-	-
Totals		8	407	69-126	.548	15-40	.375	40-47	.851	25	31	56	2.5	44	22	28	6	11	193	8.8

SEASON HIGHS

Points: 21 at Fresno State (1-13-18)
FG: 8 at Fresno State (1-13-18)
FGA: 15 at Fresno State (1-13-18)
3FG: 2 (2x) Last time at UNLV (1-17-18)
3FGA: 4 (3x) Last time vs San Diego State (1-20-18)
FT: 6 (2x) Last time vs San Diego State (1-20-18)
FTA: 7 vs San Diego State (1-20-18)
Rebounds: 5 (3x) vs Wyoming (1-10-18)
Assists: 3 (3x) Last time vs. Colorado State (1-27-18)
Blocks: 1 (6x) Last time vs San Diego State (1-20-18)
Steals: 2 (2x) vs Wyoming (1-10-18)
Minutes Played: 34 at Fresno State (1-13-18)

CAREER HIGHS AT UNM

Points: 21 at Fresno State (1-13-18)
FG: 8 at Fresno State (1-13-18)
FGA: 15 at Fresno State (1-13-18)
3FG: 2 (2x) Last time at UNLV (1-17-18)
3FGA: 4 (3x) Last time vs San Diego State (1-20-18)
FT: 6 (2x) Last time vs San Diego State (1-20-18)
FTA: 7 vs San Diego State (1-20-18)
Rebounds: 5 (3x) vs Wyoming (1-10-18)
Assists: 3 (3x) Last time vs. Colorado State (1-27-18)
Blocks: 1 (6x) Last time vs San Diego State (1-20-18)
Steals: 2 (2x) vs Wyoming (1-10-18)
Minutes Played: 34 at Fresno State (1-13-18)

CAREER STATISTICS

			Total		3-Point		F-Throws		Rebounds										Scoring	
Season	gp-gs	min/avg	fg-fga	pct	fg-fga	pct	ft-fta	pct	off	def	tot	avg	pf	fo	ast	to	blk	stl	pts	avg
2017-18	22-8	407/18.5	69-126	.548	15-40	.375	40-47	.851	25	31	56	2.5	44	2	22	28	6	11	193	8.8
TOTAL	22-8	407/18.5	69-126	.548	15-40	.375	40-47	.851	25	31	56	2.5	44	2	22	28	6	11	193	8.8

Jachai Simmons

6'7" - Junior - Guard/Forward

Plainfield, N.J. (Midland College)

11

NOTEWORTHY :

- Averaged 14.4 ppg and 6.6 rpg at Midland Junior College as a freshman, earning him All-Conference honors
- Named All-Conference Honorable Mention in 2016-17 averaging 11.7 ppg, 3.5 rpg while shooting 41.2 percent from the floor.
- Received his associates degree in May
- Has a twin sister, Janela, also lettered in football in high school

GAME-BY-GAME STATISTICS

Opponent	Date	gs	min	fg-fga	pct	3fg-fga	pct	ft-fta	pct	off	def	tot	avg	pf	a	t/o	blk	stl	pts	avg
NORTHERN NEW MEXIC	11/11/17		18	3-7	.429	0-3	.000	0-0	.000	1	2	3	3.0	0	4	4	2	3	6	6.0
NEBRASKA-OMAHA	11/14/17		12	1-4	.250	0-1	.000	0-0	.000	2	2	4	3.5	0	0	1	1	0	2	4.0
at New Mexico State	11/17/17		15	1-1	1.000	0-0	.000	0-0	.000	0	0	0	2.3	1	0	0	0	0	2	3.3
TENNESSEE TECH	11/21/17		8	2-3	.667	1-2	.500	0-0	.000	0	0	0	1.8	4	0	1	0	0	5	3.8
vs TCU	11/24/17		14	0-0	.000	0-0	.000	0-0	.000	1	0	1	1.6	1	0	1	0	2	0	3.0
vs Maryland	11/25/17		16	3-6	.500	1-2	.500	0-0	.000	1	3	4	2.0	2	0	1	1	2	7	3.7
EVANSVILLE	11/29/17		12	1-5	.200	1-3	.333	0-0	.000	0	0	0	1.7	0	2	0	0	0	3	3.6
at UTEP	12/2/17	*	7	0-3	.000	0-2	.000	0-0	.000	0	1	1	1.6	1	1	0	0	0	0	3.1
at Colorado	12/6/17		12	3-7	.429	1-3	.333	0-0	.000	2	1	3	1.8	1	0	0	0	1	7	3.6
NEW MEXICO STATE	12/9/17	*	25	2-6	.333	1-4	.250	0-1	.000	0	2	2	1.8	1	1	0	0	1	5	3.7
ARIZONA	12/16/17	*	10	0-0	.000	0-0	.000	0-0	.000	0	0	0	1.6	2	1	0	0	0	0	3.4
RICE	12/19/17		13	1-4	.250	0-1	.000	0-0	.000	0	1	1	1.6	0	0	2	0	0	2	3.3
PRAIRIE VIEW A&M	12/22/17	*	21	2-5	.400	1-3	.333	1-2	.500	0	0	0	1.5	2	4	0	1	1	6	3.5
AIR FORCE	12/27/17		19	6-7	.857	3-4	.750	0-0	.000	0	2	2	1.5	2	0	0	1	3	15	4.3
at Nevada	12/30/17	*	20	1-4	.250	1-4	.250	2-2	1.000	0	3	3	1.6	1	0	0	1	1	5	4.3
at Boise State	01/03/18	*	11	0-2	.000	0-1	.000	0-0	.000	0	1	1	1.6	0	0	0	0	0	0	4.1
SAN JOSE STATE	1/6/18		19	3-5	.600	2-3	.667	0-0	.000	3	1	4	1.7	1	1	0	0	1	8	4.3
WYOMING	1/10/18	*	14	0-2	.000	0-1	.000	0-0	.000	0	2	2	1.7	1	0	2	0	0	0	4.1
at Fresno State	01/13/18		14	0-1	.000	0-1	.000	0-0	.000	0	2	2	1.7	2	2	1	0	0	0	3.8
at UNLV	01/17/18	*	14	0-0	.000	0-0	.000	0-0	.000	0	2	2	1.8	2	0	0	0	2	0	3.7
SAN DIEGO STATE	1/20/18	*	17	0-2	.000	0-0	.000	0-1	.000	4	1	5	1.9	2	0	0	0	1	0	3.5
COLORADO STATE	1/27/18		9	3-4	.750	2-3	.667	0-0	.000	0	0	0	1.8	1	1	0	0	0	8	3.7
at Utah State	01/31/18		dnp	-	-	-	-	-	-	-	-	-	-	-	-	-	-	-	-	-
at San José State	02/03/18		dnp	-	-	-	-	-	-	-	-	-	-	-	-	-	-	-	-	-
BOISE STATE	02/06/18		dnp	-	-	-	-	-	-	-	-	-	-	-	-	-	-	-	-	-
at Air Force	02/10/18		dnp	-	-	-	-	-	-	-	-	-	-	-	-	-	-	-	-	-
UTAH STATE	02/14/18		dnp	-	-	-	-	-	-	-	-	-	-	-	-	-	-	-	-	-
at Wyoming	02/20/18		dnp	-	-	-	-	-	-	-	-	-	-	-	-	-	-	-	-	-
UNLV	02/25/18		dnp	-	-	-	-	-	-	-	-	-	-	-	-	-	-	-	-	-
at Colorado State	02/28/18		dnp	-	-	-	-	-	-	-	-	-	-	-	-	-	-	-	-	-
FRESNO STATE	03/03/18		dnp	-	-	-	-	-	-	-	-	-	-	-	-	-	-	-	-	-
Totals		9	320	32-78	.410	14-41	.341	3-6	.500	14	26	40	1.8	27	17	13	7	18	81	3.7

SEASON HIGHS

Points: 15 vs. Air Force (12-27-17)
FG: 6 vs. Air Force (12-27-17)
FGA: 7 (3x) Last time vs. Air Force (12-27-17)
3FG: 3 vs. Air Force (12-27-17)
3FGA: 4 (3x) Last time at Nevada (12-30-17)
FT: 2 at Nevada (12-30-17)
FTA: 2 (2x) Last time at Nevada (12-30-17)
Rebounds: 5 vs San Diego State (1-20-18)
Assists: 4 (2x) vs. Prairie View A&M (12-22-17)
Blocks: 2 vs. Northern N.M. (11-11-17)
Steals: 3 (2x) Last time vs. Air Force (12-27-17)
Minutes Played: 25 vs. New Mexico State (12-9-17)

CAREER HIGHS AT UNM

Points: 15 vs. Air Force (12-27-17)
FG: 6 vs. Air Force (12-27-17)
FGA: 7 (3x) Last time vs. Air Force (12-27-17)
3FG: 3 vs. Air Force (12-27-17)
3FGA: 4 (3x) Last time at Nevada (12-30-17)
FT: 2 at Nevada (12-30-17)
FTA: 2 (2x) Last time at Nevada (12-30-17)
Rebounds: 5 vs San Diego State (1-20-18)
Assists: 4 (2x) vs. Prairie View A&M (12-22-17)
Blocks: 2 vs. Northern N.M. (11-11-17)
Steals: 3 (2x) Last time vs. Air Force (12-27-17)
Minutes Played: 25 vs. New Mexico State (12-9-17)

CAREER STATISTICS

			Total		3-Point		F-Throws		Rebounds										Scoring	
Season	gp-gs	min/avg	fg-fga	pct	fg-fga	pct	ft-fta	pct	off	def	tot	avg	pf	fo	ast	to	blk	stl	pts	avg
2017-18	22-9	320/14.5	32-78	.410	14-41	.341	3-6	.500	14	26	40	1.8	27	0	17	13	7	18	81	3.7
TOTAL	22-9	320/14.5	32-78	.410	14-41	.341	3-6	.500	14	26	40	1.8	27	0	17	13	7	18	81	3.7

JaQuan Lyle

6’5” - Junior - Guard

Evansville, Ind. (Ohio State)

13

NOTEWORTHY :

- Played in 35 games with 31 starts at guard at Ohio State
- Averaged 11.2 points in his freshman season, fourth leading scorer on team
- Led the Buckeyes in assists (147) for the 2015-16 season and again in 2016-17 (142).
- In 2016-17, third leading scorer with 11.4 ppg, shot 45.8% from the field and 40.7% from three as a sophomore.

GAME-BY-GAME STATISTICS

Will not play in 2017-18 due to NCAA transfer rules.

SEASON HIGHS

Points: N/A
FG: N/A
FGA: N/A
3FG: N/A
3FGA: N/A
FT: N/A
FTA: N/A
Rebounds: N/A
Assists: N/A
Blocks: N/A
Steals: N/A
Minutes Played: N/A

CAREER HIGHS AT UNM

Points: N/A
FG: N/A
FGA: N/A
3FG: N/A
3FGA: N/A
FT: N/A
FTA: N/A
Rebounds: N/A
Assists: N/A
Blocks: N/A
Steals: N/A
Minutes Played: N/A

CAREER STATISTICS

Dane Kuiper

6’7” - Junior - Guard/Forward

Wasilla, Alaska (Corona del Sol HS (Ariz.))

14

NOTEWORTHY :

- Set career highs of 24 points, seven field goals and six 3-pointers on 12-16-17 against #23 Arizona.
- Academic All-MW selection
- Rated as the top player in Arizona for the 2015 recruiting class
- Helped guide Tempe Corona del Sol to a pair of state championships
- One of five NCAA Division I players from the 2014-15 Corona del Sol Aztecs

GAME-BY-GAME STATISTICS

Opponent	Date	gs	min	fg-fga	pct	3fg-fga	pct	ft-fta	pct	off	def	tot	avg	pf	a	t/o	blk	stl	pts	avg
NORTHERN NEW MEXIC	11/11/17	*	19	5-9	.556	3-5	.600	4-4	1.000	2	2	4	4.0	3	4	0	0	2	17	17.0
NEBRASKA-OMAHA	11/14/17	*	19	0-3	.000	0-3	.000	0-0	.000	0	1	1	2.5	1	2	0	0	0	0	8.5
at New Mexico State	11/17/17	*	21	1-6	.167	0-4	.000	1-2	.500	0	4	4	3.0	2	1	2	0	1	3	6.7
TENNESSEE TECH	11/21/17	*	25	2-9	.222	2-8	.250	0-0	.000	0	2	2	2.8	3	5	2	0	2	6	6.5
vs TCU	11/24/17	*	16	0-1	.000	0-1	.000	2-2	1.000	0	2	2	2.6	3	0	0	0	1	2	5.6
vs Maryland	11/25/17	*	20	1-7	.143	0-3	.000	0-0	.000	4	4	8	3.5	0	2	0	0	1	2	5.0
EVANSVILLE	11/29/17	*	23	2-6	.333	2-4	.500	0-0	.000	1	3	4	3.6	1	0	1	0	2	6	5.1
at UTEP	12/2/17	*	19	2-6	.333	2-5	.400	0-0	.000	1	3	4	3.6	3	0	0	0	0	6	5.3
at Colorado	12/6/17		13	2-3	.667	2-2	1.000	0-0	.000	1	2	3	3.6	5	1	0	1	1	6	5.3
NEW MEXICO STATE	12/9/17		17	0-2	.000	0-1	.000	0-0	.000	0	4	4	3.6	3	3	3	1	1	0	4.8
ARIZONA	12/16/17	*	24	7-10	.700	6-8	.750	4-4	1.000	0	2	2	3.5	3	0	0	0	0	24	6.5
RICE	12/19/17	*	24	2-8	.250	1-6	.167	5-7	.714	1	4	5	3.6	3	6	0	0	0	10	6.8
PRAIRIE VIEW A&M	12/22/17		19	5-7	.714	3-4	.750	1-1	1.000	0	4	4	3.6	3	0	2	0	1	14	7.4
AIR FORCE	12/27/17	*	25	4-7	.571	3-5	.600	2-2	1.000	0	4	4	3.6	3	2	0	0	3	13	7.8
at Nevada	12/30/17	*	14	1-2	.500	0-0	.000	0-0	.000	1	2	3	3.6	4	0	1	0	0	2	7.4
at Boise State	01/03/18	*	23	2-7	.286	1-5	.200	2-3	.667	0	1	1	3.4	1	2	2	0	2	7	7.4
SAN JOSE STATE	1/6/18	*	28	1-9	.111	1-8	.125	1-2	.500	0	1	1	3.3	3	3	0	0	2	4	7.2
WYOMING	1/10/18	*	29	0-1	.000	0-1	.000	0-0	.000	0	6	6	3.4	0	1	1	1	1	0	6.8
at Fresno State	01/13/18	*	27	2-6	.333	2-6	.333	0-0	.000	0	3	3	3.4	3	3	1	0	0	6	6.7
at UNLV	01/17/18		26	4-8	.500	2-4	.500	0-0	.000	3	2	5	3.5	4	1	1	1	1	10	6.9
SAN DIEGO STATE	1/20/18		25	0-7	.000	0-5	.000	0-0	.000	0	3	3	3.5	0	0	1	0	0	0	6.6
COLORADO STATE	1/27/18	*	25	0-3	.000	0-3	.000	2-2	1.000	0	1	1	3.4	1	4	0	2	0	2	6.4
at Utah State	01/31/18		dnp	-	-	-	-	-	-	-	-	-	-	-	-	-	-	-	-	-
at San José State	02/03/18		dnp	-	-	-	-	-	-	-	-	-	-	-	-	-	-	-	-	-
BOISE STATE	02/06/18		dnp	-	-	-	-	-	-	-	-	-	-	-	-	-	-	-	-	-
at Air Force	02/10/18		dnp	-	-	-	-	-	-	-	-	-	-	-	-	-	-	-	-	-
UTAH STATE	02/14/18		dnp	-	-	-	-	-	-	-	-	-	-	-	-	-	-	-	-	-
at Wyoming	02/20/18		dnp	-	-	-	-	-	-	-	-	-	-	-	-	-	-	-	-	-
UNLV	02/25/18		dnp	-	-	-	-	-	-	-	-	-	-	-	-	-	-	-	-	-
at Colorado State	02/28/18		dnp	-	-	-	-	-	-	-	-	-	-	-	-	-	-	-	-	-
FRESNO STATE	03/03/18		dnp	-	-	-	-	-	-	-	-	-	-	-	-	-	-	-	-	-
Totals		17	481	43-127	.339	30-91	.330	24-29	.828	14	60	74	3.4	52	40	17	6	21	140	6.4

SEASON HIGHS

Points: 24 vs. Arizona (12-16-17)
FG: 7 vs. Arizona (12-16-17)
FGA: 10 vs. Arizona (12-16-17)
3FG: 6 vs. Arizona (12-16-17)
3FGA: 8 (3x) Last time vs San José State (1-8-18)
FT: 5 vs. Rice (12-19-17)
FTA: 7 vs. Rice (12-19-17)
Rebounds: 8 vs. Maryland (11-25-17)
Assists: 6 vs. Rice (12-19-17)
Blocks: 2 vs. Colorado State (1-27-18)
Steals: 3 vs. Air Force (12-27-17)
Minutes Played: 29 vs Wyoming (1-10-18)

CAREER HIGHS AT UNM

Points: 24 vs. Arizona (12-16-17)
FG: 7 vs. Arizona (12-16-17)
FGA: 10 (2x) Last time vs. Arizona (12-16-17)
3FG: 6 vs. Arizona (12-16-17)
3FGA: 8 (3x) Last time vs San José State (1-8-18)
FT: 5 vs. Rice (12-19-17)
FTA: 7 vs. Rice (12-19-17)
Rebounds: 8 (2x) vs. Maryland (11-25-17)
Assists: 6 vs. Rice (12-19-17)
Blocks: 2 (3x) Last time vs. Colorado State (1-27-18)
Steals: 3 vs. Air Force (12-27-17)
Minutes Played: 37 vs. UNLV (1-10-17)

CAREER STATISTICS

Season	gp-gs	min/avg	fg-fga	pct	fg-fga	pct	ft-fta	pct	off	def	tot	avg	pf	fo	ast	to	blk	stl	pts	avg
2015-16	25-0	207/8.3	12-37	.324	6-18	.333	7-9	.778	3	23	26	1.0	22	1	20	9	8	6	37	1.5
2016-17	26-13	560/21.5	57-131	.435	23-61	.377	18-23	.783	15	55	70	2.7	69	4	35	22	7	20	155	6.0
2017-18	22-17	481/21.9	43-127	.339	30-91	.330	24-29	.828	14	60	74	3.4	52	1	40	17	6	21	140	6.4
TOTAL	73-30	1248/17.1	112-295	.380	59-170	.347	49-61	.803	32	138	170	2.3	143	6	95	48	21	47	332	4.5



Vladimir Pinchuk

15

6'10" - Freshman - Forward/Center

Schwelm, Germany (Maerkischies Gym. Schwelm)

NOTEWORTHY :

- Graduated from Maerkischies Gym. Schwelm in 2017
- Played club for EU Baskets Schwelm Juniors and Phoenix Hagen Youngstars
- Father played professionally in Europe and has a World-Championship silver medal with the UdSSR
- Speaks four different languages: German, English, Russian and French

GAME-BY-GAME STATISTICS

Opponent	Date	gs	min	fg-fga	pct	3fg-fga	pct	ft-fta	pct	off	def	tot	avg	pf	a	t/o	blk	stl	pts	avg
NORTHERN NEW MEXIC	11/11/17		23	6-6	1.000	0-0	.000	0-0	.000	1	6	7	7.0	3	0	1	0	1	12	12.0
NEBRASKA-OMAHA	11/14/17		13	1-3	.333	0-0	.000	0-1	.000	3	2	5	6.0	4	1	2	0	0	2	7.0
at New Mexico State	11/17/17		16	4-5	.800	0-0	.000	1-2	.500	1	1	2	4.7	1	0	1	0	0	9	7.7
TENNESSEE TECH	11/21/17		11	0-0	.000	0-0	.000	2-2	1.000	2	2	4	4.5	5	0	0	1	0	2	6.3
vs TCU	11/24/17		16	0-1	.000	0-0	.000	3-4	.750	1	0	1	3.8	0	0	1	0	0	3	5.6
vs Maryland	11/25/17		24	2-4	.500	0-0	.000	0-0	.000	1	2	3	3.7	1	0	1	0	0	4	5.3
EVANSVILLE	11/29/17		18	2-4	.500	0-0	.000	0-0	.000	0	3	3	3.6	3	0	0	1	1	4	5.1
at UTEP	12/2/17		25	2-3	.667	0-0	.000	1-6	.167	1	6	7	4.0	3	0	0	0	0	5	5.1
at Colorado	12/6/17		14	1-2	.500	0-0	.000	0-0	.000	0	0	0	3.6	1	0	0	0	0	2	4.8
NEW MEXICO STATE	12/9/17		18	2-3	.667	0-0	.000	2-3	.667	1	4	5	3.7	3	0	1	0	0	6	4.9
ARIZONA	12/16/17		11	0-2	.000	0-0	.000	0-0	.000	1	0	1	3.5	1	0	0	1	0	0	4.5
RICE	12/19/17	*	16	1-1	1.000	0-0	.000	2-2	1.000	0	1	1	3.3	1	0	1	1	0	4	4.4
PRAIRIE VIEW A&M	12/22/17	*	15	1-1	1.000	0-0	.000	0-1	.000	1	1	2	3.2	2	1	0	0	0	2	4.2
AIR FORCE	12/27/17	*	14	0-0	.000	0-0	.000	0-0	.000	0	1	1	3.0	4	0	1	1	0	0	3.9
at Nevada	12/30/17	*	12	0-0	.000	0-0	.000	0-0	.000	0	1	1	2.9	1	0	0	0	0	0	3.7
at Boise State	01/03/18		6	0-0	.000	0-0	.000	1-2	.500	1	1	2	2.8	1	0	1	0	0	1	3.5
SAN JOSE STATE	1/6/18	*	21	2-4	.500	0-0	.000	2-5	.400	2	3	5	2.9	2	1	0	0	0	6	3.6
WYOMING	1/10/18		14	0-1	.000	0-0	.000	0-1	.000	1	1	2	2.9	2	0	0	2	0	0	3.4
at Fresno State	01/13/18	*	11	1-2	.500	0-0	.000	2-2	1.000	1	1	2	2.8	1	0	0	0	0	4	3.5
at UNLV	01/17/18	*	25	5-5	1.000	0-0	.000	0-1	.000	0	3	3	2.9	1	0	0	0	0	10	3.8
SAN DIEGO STATE	1/20/18	*	17	0-0	.000	0-0	.000	1-2	.500	1	1	2	2.8	0	0	2	1	0	1	3.7
COLORADO STATE	1/27/18	*	17	3-5	.600	0-0	.000	1-2	.500	1	0	1	2.7	2	0	1	1	0	7	3.8
at Utah State	01/31/18		dnp	-	-	-	-	-	-	-	-	-	-	-	-	-	-	-	-	-
at San José State	02/03/18		dnp	-	-	-	-	-	-	-	-	-	-	-	-	-	-	-	-	-
BOISE STATE	02/06/18		dnp	-	-	-	-	-	-	-	-	-	-	-	-	-	-	-	-	-
at Air Force	02/10/18		dnp	-	-	-	-	-	-	-	-	-	-	-	-	-	-	-	-	-
UTAH STATE	02/14/18		dnp	-	-	-	-	-	-	-	-	-	-	-	-	-	-	-	-	-
at Wyoming	02/20/18		dnp	-	-	-	-	-	-	-	-	-	-	-	-	-	-	-	-	-
UNLV	02/25/18		dnp	-	-	-	-	-	-	-	-	-	-	-	-	-	-	-	-	-
at Colorado State	02/28/18		dnp	-	-	-	-	-	-	-	-	-	-	-	-	-	-	-	-	-
FRESNO STATE	03/03/18		dnp	-	-	-	-	-	-	-	-	-	-	-	-	-	-	-	-	-
Totals		9	357	33-52	.635	0-0	.000	18-36	.500	20	40	60	2.7	42	3	13	9	2	84	3.8

SEASON HIGHS

Points: 12 vs. Northern N.M. (11-11-17)
FG: 6 vs. Northern N.M. (11-11-17)
FGA: 6 vs. Northern N.M. (11-11-17)
3FG: N/A
3FGA: N/A
FT: 3 vs. TCU (11-24-17)
FTA: 6 at UTEP (12-2-17)
Rebounds: 7 (2x) Last time at UTEP (12-2-17)
Assists: 1 (3x) Last time vs San José State (1-8-18)
Blocks: 2 vs Wyoming (1-10-18)
Steals: 1 (2x) Last time vs. Evansville (11-29-17)
Minutes Played: 25 (3x) Last time at UNLV (1-17-18)

CAREER HIGHS AT UNM

Points: 12 vs. Northern N.M. (11-11-17)
FG: 6 vs. Northern N.M. (11-11-17)
FGA: 6 vs. Northern N.M. (11-11-17)
3FG: N/A
3FGA: N/A
FT: 3 vs. TCU (11-24-17)
FTA: 6 at UTEP (12-2-17)
Rebounds: 7 (2x) Last time at UTEP (12-2-17)
Assists: 1 (3x) Last time vs San José State (1-8-18)
Blocks: 2 vs Wyoming (1-10-18)
Steals: 1 (2x) Last time vs. Evansville (11-29-17)
Minutes Played: 25 (3x) Last time at UNLV (1-17-18)

CAREER STATISTICS

			Total		3-Point		F-Throws		Rebounds										Scoring	
Season	gp-gs	min/avg	fg-fga	pct	fg-fga	pct	ft-fta	pct	off	def	tot	avg	pf	fo	ast	to	blk	stl	pts	avg
2017-18	22-9	357/16.2	33-52	.635	0-0	.000	18-36	.500	20	40	60	2.7	42	1	3	13	9	2	84	3.8
TOTAL	22-9	357/16.2	33-52	.635	0-0	.000	18-36	.500	20	40	60	2.7	42	1	3	13	9	2	84	3.8



Vance Jackson

22

6’9” - Sophomore - Forward

Los Angeles, Calif. (UConn)

NOTEWORTHY :

- Averaged 8.1 points per game as a freshman at UCONN in 2016-17
- Made 21 starts in 32 appearances
- Shot 40.9 percent from the field, 39.7 from three and 67.6 from the FT line
- Reached double figures in 13 games, led the team twice in scoring
- Led Huskies in steals five times, blocks once and assists three times
- Netted 12 points in win vs Houston in AAC quarterfinals, ACC Rookie of the Week

GAME-BY-GAME STATISTICS

Will not play in 2017-18 due to NCAA transfer rules.

SEASON HIGHS

Points: N/A
FG: N/A
FGA: N/A
3FG: N/A
3FGA: N/A
FT: N/A
FTA: N/A
Rebounds: N/A
Assists: N/A
Blocks: N/A
Steals: N/A
Minutes Played: N/A

CAREER HIGHS AT UNM

Points: N/A
FG: N/A
FGA: N/A
3FG: N/A
3FGA: N/A
FT: N/A
FTA: N/A
Rebounds: N/A
Assists: N/A
Blocks: N/A
Steals: N/A
Minutes Played: N/A

CAREER STATISTICS

Troy Simons

6’3” - Junior - Guard

Pittsburgh, Penn. (Polk State)

31

NOTEWORTHY :

- National Junior College Scoring Champion in 2016-17, shot 40.6% from the floor
- Averaged 26.3 points per game over 26 games, shot 40.9% from 3-pt range
- First Team All-Suncoast Conference and earned a spot on the FCSAA/NJCAA Region VIII All-State Team
- Played in the 2017 NJCAA Men’s Basketball Coaches Association Al-Star Game on 4/29/17 in Las Vegas

GAME-BY-GAME STATISTICS

Opponent	Date	gs	min	fg-fga	pct	3fg-fga	pct	ft-fta	pct	off	def	tot	avg	pf	a	t/o	blk	stl	pts	avg
NORTHERN NEW MEXIC	11/11/17		20	7-10	.700	3-6	.500	2-2	1.000	3	4	7	7.0	2	3	3	0	5	19	19.0
NEBRASKA-OMAHA	11/14/17		22	8-16	.500	6-11	.545	2-2	1.000	3	2	5	6.0	1	4	2	0	4	24	21.5
at New Mexico State	11/17/17		17	0-4	.000	0-1	.000	0-0	.000	1	1	2	4.7	4	0	1	1	1	0	14.3
TENNESSEE TECH	11/21/17		12	1-5	.200	1-4	.250	0-0	.000	0	1	1	3.8	2	2	1	0	1	3	11.5
vs TCU	11/24/17	*	22	2-9	.222	1-5	.200	0-0	.000	1	0	1	3.2	2	1	0	0	3	5	10.2
vs Maryland	11/25/17	*	22	1-7	.143	1-5	.200	2-2	1.000	1	0	1	2.8	5	2	0	1	1	5	9.3
EVANSVILLE	11/29/17	*	21	4-8	.500	4-7	.571	2-2	1.000	0	0	0	2.4	1	0	0	0	3	14	10.0
at UTEP	12/2/17		23	1-9	.111	1-5	.200	3-5	.600	4	4	8	3.1	2	1	4	0	0	6	9.5
at Colorado	12/6/17	*	23	1-14	.071	1-9	.111	0-2	.000	0	1	1	2.9	1	2	0	0	3	3	8.8
NEW MEXICO STATE	12/9/17	*	24	4-10	.400	1-3	.333	4-4	1.000	5	2	7	3.3	4	0	1	0	0	13	9.2
ARIZONA	12/16/17		24	4-10	.400	0-5	.000	4-4	1.000	1	0	1	3.1	3	1	1	0	2	12	9.5
RICE	12/19/17		28	5-11	.455	4-10	.400	1-2	.500	0	3	3	3.1	0	3	1	0	4	15	9.9
PRAIRIE VIEW A&M	12/22/17	*	28	3-10	.300	2-6	.333	0-0	.000	3	1	4	3.2	1	2	1	1	2	8	9.8
AIR FORCE	12/27/17	*	18	1-9	.111	0-5	.000	0-0	.000	0	1	1	3.0	2	2	0	0	0	2	9.2
at Nevada	12/30/17		19	2-10	.200	0-6	.000	0-0	.000	1	0	1	2.9	2	0	2	0	1	4	8.9
at Boise State	01/03/18		15	2-7	.286	1-5	.200	0-0	.000	0	0	0	2.7	4	1	1	0	2	5	8.6
SAN JOSE STATE	1/6/18		dnp	-	-	-	-	-	-	-	-	-	-	-	-	-	-	-	-	-
WYOMING	1/10/18		dnp	-	-	-	-	-	-	-	-	-	-	-	-	-	-	-	-	-
at Fresno State	01/13/18		dnp	-	-	-	-	-	-	-	-	-	-	-	-	-	-	-	-	-
at UNLV	01/17/18		dnp	-	-	-	-	-	-	-	-	-	-	-	-	-	-	-	-	-
SAN DIEGO STATE	1/20/18		dnp	-	-	-	-	-	-	-	-	-	-	-	-	-	-	-	-	-
COLORADO STATE	1/27/18		17	4-6	.667	3-5	.600	2-2	1.000	1	0	1	2.6	0	1	1	0	4	13	8.9
at Utah State	01/31/18		dnp	-	-	-	-	-	-	-	-	-	-	-	-	-	-	-	-	-
at San José State	02/03/18		dnp	-	-	-	-	-	-	-	-	-	-	-	-	-	-	-	-	-
BOISE STATE	02/06/18		dnp	-	-	-	-	-	-	-	-	-	-	-	-	-	-	-	-	-
at Air Force	02/10/18		dnp	-	-	-	-	-	-	-	-	-	-	-	-	-	-	-	-	-
UTAH STATE	02/14/18		dnp	-	-	-	-	-	-	-	-	-	-	-	-	-	-	-	-	-
at Wyoming	02/20/18		dnp	-	-	-	-	-	-	-	-	-	-	-	-	-	-	-	-	-
UNLV	02/25/18		dnp	-	-	-	-	-	-	-	-	-	-	-	-	-	-	-	-	-
at Colorado State	02/28/18		dnp	-	-	-	-	-	-	-	-	-	-	-	-	-	-	-	-	-
FRESNO STATE	03/03/18		dnp	-	-	-	-	-	-	-	-	-	-	-	-	-	-	-	-	-
Totals		7	355	50-155	.323	29-98	.296	22-27	.815	24	20	44	2.6	36	25	19	3	36	151	8.9

SEASON HIGHS

Points: 24 vs. Omaha (11-14-17)
FG: 8 vs. Omaha (11-14-17)
FGA: 16 vs. Omaha (11-14-17)
3FG: 6 vs. Omaha (11-14-17)
3FGA: 11 vs. Omaha (11-14-17)
FT: 4 (2x) vs. Arizona (12-16-17)
FTA: 5 at UTEP (12-2-17)
Rebounds: 8 at UTEP (12-2-17)
Assists: 4 vs. Omaha (11-14-17)
Blocks: 1 (3x) Last time vs. Prairie View A&M (12-22-17)
Steals: 5 vs. Northern N.M. (11-11-17)
Minutes Played: 28 (2x) Last time vs. Prairie View A&M (12-22-17)

CAREER HIGHS AT UNM

Points: 24 vs. Omaha (11-14-17)
FG: 8 vs. Omaha (11-14-17)
FGA: 16 vs. Omaha (11-14-17)
3FG: 6 vs. Omaha (11-14-17)
3FGA: 11 vs. Omaha (11-14-17)
FT: 4 (2x) vs. Arizona (12-16-17)
FTA: 5 at UTEP (12-2-17)
Rebounds: 8 at UTEP (12-2-17)
Assists: 4 vs. Omaha (11-14-17)
Blocks: 1 (3x) Last time vs. Prairie View A&M (12-22-17)
Steals: 5 vs. Northern N.M. (11-11-17)
Minutes Played: 28 (2x) Last time vs. Prairie View A&M (12-22-17)

CAREER STATISTICS

			Total		3-Point		F-Throws		Rebounds										Scoring	
Season	gp-gs	min/avg	fg-fga	pct	fg-fga	pct	ft-fta	pct	off	def	tot	avg	pf	fo	ast	to	blk	stl	pts	avg
2017-18	17-7	355/20.9	50-155	.323	29-98	.296	22-27	.815	24	20	44	2.6	36	3	25	19	3	36	151	8.9
TOTAL	17-7	355/20.9	50-155	.323	29-98	.296	22-27	.815	24	20	44	2.6	36	3	25	19	3	36	151	8.9

Anthony Mathis

6’3” - Junior - Guard

West Linn, Ore. (West Linn HS)

32

NOTEWORTHY :

- Scored 16 points in 15 minutes, both career bests, against Air Force in 2015-16
- Part of back-to-back-to-back 6A Oregon state championships
- 6A Second Team All-State as a senior
- First Team All-State selection as a junior

GAME-BY-GAME STATISTICS

Opponent	Date	gs	min	fg-fga	pct	3fg-fga	pct	ft-fta	pct	off	def	tot	avg	pf	a	t/o	blk	stl	pts	avg
NORTHERN NEW MEXIC	11/11/17		19	5-9	.556	5-9	.556	1-2	.500	0	2	2	2.0	3	5	2	0	4	16	16.0
NEBRASKA-OMAHA	11/14/17		16	3-9	.333	3-7	.429	0-0	.000	0	2	2	2.0	3	1	0	0	0	9	12.5
at New Mexico State	11/17/17		19	4-5	.800	3-4	.750	3-4	.750	0	1	1	1.7	3	1	2	0	0	14	13.0
TENNESSEE TECH	11/21/17		23	4-7	.571	3-6	.500	0-0	.000	1	2	3	2.0	5	2	0	1	1	11	12.5
vs TCU	11/24/17		14	0-3	.000	0-3	.000	0-0	.000	0	1	1	1.8	1	0	0	0	0	0	10.0
vs Maryland	11/25/17		17	4-6	.667	4-5	.800	0-0	.000	0	0	0	1.5	5	1	0	0	0	12	10.3
EVANSVILLE	11/29/17		18	4-6	.667	2-4	.500	0-0	.000	0	0	0	1.3	3	0	0	0	0	10	10.3
at UTEP	12/2/17		16	3-9	.333	3-8	.375	4-4	1.000	0	1	1	1.3	1	1	0	0	0	13	10.6
at Colorado	12/6/17		21	5-9	.556	3-6	.500	2-3	.667	1	1	2	1.3	0	0	2	0	1	15	11.1
NEW MEXICO STATE	12/9/17		19	1-5	.200	1-4	.250	3-3	1.000	0	2	2	1.4	1	1	0	0	0	6	10.6
ARIZONA	12/16/17		16	2-4	.500	2-4	.500	0-0	.000	0	0	0	1.3	2	0	0	0	0	6	10.2
RICE	12/19/17	*	11	0-3	.000	0-3	.000	0-0	.000	0	1	1	1.3	2	0	2	0	0	0	9.3
PRAIRIE VIEW A&M	12/22/17		10	1-3	.333	0-2	.000	1-2	.500	1	2	3	1.4	2	1	0	0	0	3	8.8
AIR FORCE	12/27/17		11	3-5	.600	3-5	.600	2-3	.667	0	1	1	1.4	2	0	0	0	0	11	9.0
at Nevada	12/30/17		19	5-11	.455	5-8	.625	2-2	1.000	1	4	5	1.6	0	1	0	0	0	17	9.5
at Boise State	01/03/18		20	5-11	.455	3-7	.429	0-0	.000	0	0	0	1.5	1	1	0	0	1	13	9.8
SAN JOSE STATE	1/6/18	*	23	4-10	.400	2-8	.250	2-2	1.000	1	5	6	1.8	4	1	0	0	0	12	9.9
WYOMING	1/10/18		28	4-10	.400	3-7	.429	5-6	.833	3	2	5	1.9	0	0	2	1	0	16	10.2
at Fresno State	01/13/18	*	33	6-9	.667	4-6	.667	2-2	1.000	1	1	2	1.9	5	1	0	0	2	18	10.6
at UNLV	01/17/18	*	29	4-12	.333	3-9	.333	3-3	1.000	0	2	2	2.0	3	1	0	0	0	14	10.8
SAN DIEGO STATE	1/20/18	*	34	7-12	.583	4-7	.571	3-3	1.000	0	5	5	2.1	3	0	0	0	1	21	11.3
COLORADO STATE	1/27/18	*	26	4-9	.444	4-9	.444	1-2	.500	1	1	2	2.1	3	0	0	0	0	13	11.4
at Utah State	01/31/18		dnp	-	-	-	-	-	-	-	-	-	-	-	-	-	-	-	-	-
at San José State	02/03/18		dnp	-	-	-	-	-	-	-	-	-	-	-	-	-	-	-	-	-
BOISE STATE	02/06/18		dnp	-	-	-	-	-	-	-	-	-	-	-	-	-	-	-	-	-
at Air Force	02/10/18		dnp	-	-	-	-	-	-	-	-	-	-	-	-	-	-	-	-	-
UTAH STATE	02/14/18		dnp	-	-	-	-	-	-	-	-	-	-	-	-	-	-	-	-	-
at Wyoming	02/20/18		dnp	-	-	-	-	-	-	-	-	-	-	-	-	-	-	-	-	-
UNLV	02/25/18		dnp	-	-	-	-	-	-	-	-	-	-	-	-	-	-	-	-	-
at Colorado State	02/28/18		dnp	-	-	-	-	-	-	-	-	-	-	-	-	-	-	-	-	-
FRESNO STATE	03/03/18		dnp	-	-	-	-	-	-	-	-	-	-	-	-	-	-	-	-	-
Totals		6	442	78-167	.467	60-131	.458	34-41	.829	10	36	46	2.1	52	18	10	2	10	250	11.4

SEASON HIGHS

Points: 21 vs San Diego State (1-20-18)
FG: 7 vs San Diego State (1-20-18)
FGA: 12 (2x) Last time vs San Diego State (1-20-18)
3FG: 5 (2x) Last time at Nevada (12-30-17)
3FGA: 9 (3x) Last time vs. Colorado State (1-27-18)
FT: 5 vs Wyoming (1-10-18)
FTA: 6 vs Wyoming (1-10-18)
Rebounds: 6 vs San José State (1-8-18)
Assists: 5 vs. Northern N.M. (11-11-17)
Blocks: 1 (2x) vs Wyoming (1-10-18)
Steals: 4 vs. Northern N.M. (11-11-17)
Minutes Played: 34 vs San Diego State (1-20-18)

CAREER HIGHS AT UNM

Points: 21 vs San Diego State (1-20-18)
FG: 7 vs San Diego State (1-20-18)
FGA: 12 (2x) Last time vs San Diego State (1-20-18)
3FG: 5 (2x) Last time at Nevada (12-30-17)
3FGA: 9 (3x) Last time vs. Colorado State (1-27-18)
FT: 5 (2x) Last time vs Wyoming (1-10-18)
FTA: 6 vs Wyoming (1-10-18)
Rebounds: 6 vs San José State (1-8-18)
Assists: 5 vs. Northern N.M. (11-11-17)
Blocks: 1 (2x) vs Wyoming (1-10-18)
Steals: 4 vs. Northern N.M. (11-11-17)
Minutes Played: 34 vs San Diego State (1-20-18)

CAREER STATISTICS

Season	gp-gs	min/avg	fg-fga	pct	fg-fga	pct	ft-fta	pct	off	def	tot	avg	pf	fo	ast	to	blk	stl	pts	avg
2015-16	25-0	164/6.6	17-44	.386	12-34	.353	11-12	.917	2	11	13	0.5	25	0	9	12	0	7	57	2.3
2016-17	10-0	64/6.4	10-25	.400	6-19	.316	3-3	1.000	1	9	10	1.0	4	0	8	2	0	2	29	2.9
2017-18	22-6	442/20.1	78-167	.467	60-131	.458	34-41	.829	10	36	46	2.1	52	3	18	10	2	10	250	11.4
TOTAL	57-6	670/11.8	105-236	.445	78-184	.424	48-56	.857	13	56	69	1.2	81	3	35	24	2	19	336	5.9

Connor MacDougall

6’9” - Senior - Forward

Tempe, Ariz. (South Mountain CC)

55

NOTEWORTHY :

- Scored career-high 17 points against Wyoming (2-25-17)
- NJCAA All-American at South Mountain CC
- Helped South Mountain finish eighth among 16 teams at NJCAA Natonal Tournament
- Played six games for Arizona State in 2014-15
- Ranked by Fox Sports Next as the 12th best center in 2014 recruiting class

GAME-BY-GAME STATISTICS

SEASON HIGHS

Points: N/A
FG: N/A
FGA: N/A
3FG: N/A
3FGA: N/A
FT: N/A
FTA: N/A
Rebounds: N/A
Assists: N/A
Blocks: N/A
Steals: N/A
Minutes Played: N/A

CAREER HIGHS AT UNM

Points: 17 vs. Wyoming (2-25-17)
FG: 4 vs. Wyoming (2-25-17)
FGA: 6 vs. Wyoming (2-25-17)
3FG: N/A
3FGA: N/A
FT: 10 vs. UAPB (12-17-16)
FTA: 12 vs. Wyoming (2-25-17)
Rebounds: 6 (3x) Last time vs. Wyoming (2-25-17)
Assists: 1 vs. Abilene Christian (11-30-16)
Blocks: 2 vs. Utah State (1-24-17)
Steals: N/A
Minutes Played: 17 vs. Houston Baptist (11-14-16)

CAREER STATISTICS

			Total		3-Point		F-Throws		Rebounds										Scoring	
Season	gp-gs	min/avg	fg-fga	pct	fg-fga	pct	ft-fta	pct	off	def	tot	avg	pf	fo	ast	to	blk	stl	pts	avg
2016-17	27-0	269/10.0	32-68	.471	0-0	.000	44-54	.815	26	26	52	1.9	59	3	2	20	6	1	108	4.0
TOTAL	27-0	269/10.0	32-68	.471	0-0	.000	44-54	.815	26	26	52	1.9	59	3	2	20	6	1	108	4.0

Game 1 - New Mexico 147, Northern N.M. 76
Nov. 11, 2017 | Dreamstyle Arena

Lobos Break Records in Season Opener, Win 147-76

ALBUQUERQUE, N.M. --- The University of New Mexico men's basketball team shocked a crowd of over 10,500 fans in Dreamstyle Arena - The Pit in its first regular-season outing under first-year head coach Paul Weir on Saturday night. The Lobos shattered the UNM record for points scored in a game (136), claiming a 147-76 victory over Northern New Mexico.

The 71-point victory margin also ties the nearly 45-year-old record for largest victory margin, which occurred on December 29, 1972 against Dartmouth at The Pit.

Northern New Mexico is now 2-8 on the season while the Lobos start out 1-0 for the 15th straight season.

"I am extremely thankful to every fan that came through the door tonight and hopefully they'll continue to come out and support us as we try and earn their trust and their respect as a basketball program," Coach Weir said. "Obviously (this was) the kind of offensive game we've been looking for. Our last scrimmage was a very similar outcome, so we're thankful that we're shooting the ball the way we are."

The fiery Lobo offense dominated early and refused to let up. UNM got out to a 15-point lead less than five minutes into the first half, taking a 22-7 advantage with 15:38 still remaining in the first half. The Eagles went on an ensuing 7-0 run, testing the Lobo defense and cutting the home lead to eight, but UNM quickly pushed back ahead and extended the lead to 20 on a three from junior Troy Simons with 9:43 left.

The Lobos concluded the first-half performance with a trio of back-to-back-to-back 3-pointers, two from junior Anthony Mathis and a third from junior transfer Chris McNeal. McNeal collected four threes in the first half alone and helped pace UNM to a 74-point first-half showing, just two points shy of the UNM record for most points in a single half. The record is 76, which occurred on November 23, 1990 against Texas-Arlington.

The Lobos shot 61 percent from the field in the first half (25-41) and 50 percent from 3-point range (10-20). Three players had reached double digits including McNeal (13), senior Sam Logwood (12) and freshman Makuach Maluach (11).

Junior Dane Kuiper opened the second half with a pair of free throws to put the Lobos up 40, 75-35.

Simons and freshman Vladimir Pinchuk shined in the second half, putting up 11 and 10 points, respectively en route to the victory.

McNeal burst on the scene in his first regular-season game as a Lobo with the first UNM double-double in points and assists since March 2, 2014. He posted a team-best 24 points on the night to go along with 10 assists.

Led by McNeal, eight of the 11 Lobos to hit the floor scored in double digits including Simons (19), Maluach (18), Kuiper (17), Mathis (16), Logwood (14), Pinchuk (12) and senior Antino Jackson (12).

As a team, the Lobos collected 40 assists and 22 steals, both ranking high in Lobo history. Forty assists ties the record for most in a game, which the Lobos had done twice previously, the first on December 16, 1978 against Central Florida and again on November 23, 1990 against Texas-Arlington. Twenty-two steals is the second-most in a game in team history (25 is the record).

On the night, UNM shot 64.7 percent (55-85) from the floor including 46.2 percent from three and 86.4 percent from the free-throw line. The Lobos' 55 field goals is just four shy of the record for most in a game. The Lobos posted 59 in the November 23, 1990 game against Texas-Arlington.

The Lobos also posted an outstanding 18 3-pointers on the night, just two short of the record 20 set on November 13, 2004 against Santa Clara, while defensively UNM posted six blocks and collected 32 defensive rebounds (45 overall). Senior Joe Furstinger led the way with three blocks.

Game 2 - New Mexico 103, Omaha 71
Nov. 14, 2017 | Dreamstyle Arena

Lobos Top Omaha with Second Straight 100+ Game

ALBUQUERQUE, N.M. --- The University of New Mexico men's basketball team posted its first back-to-back 100+ point games since December 1998 on Tuesday night as the Lobos routed the visiting Omaha Mavericks 103-71 in their Nike N7 game. Junior transfer Troy Simons paced the Lobos with 24 points that included six 3-pointers on the night.

The Nike N7 jersey auction in Dreamstyle Arena raised over $2,500 for the NB3 Foundation and American Indian Student Services (AISS).

Four Lobos scored in double figures including Simons and seniors Antino Jackson (19), Sam Logwood (18) and Joe Furstinger (11). Furstinger's 11 points marks a new career-best for the senior, who has tallied a previous high of nine points twice in his career, including Saturday's game against Northern New Mexico. He also tied his career-best in free throws (5) and blocks (4).

Coach Weir earned his 30th career victory on the night as the Lobos improve to 2-0. Omaha falls to 0-3 on the season.

The Lobos opened the game with an 8-0 run over the first 2:30, half which came from Furstinger. Omaha followed with a 7-0 run as the Lobos struggled to find a consistent offensive flow, closing the gap to make it 19-16 UNM midway through the first half.

Alternating scoring droughts for both teams caused the score to remain close through the remainder of the first half, sending UNM into the locker room up by just one, 35-34. The Lobos shot an unimpressive 34.1 percent from the field and 20 percent from 3-point range compared to 37 percent from the floor and 35.7 percent from the arc for the Mavericks.

The second half was another story as the Lobos stormed past Omaha and didn't look back. In the second half, the Lobos shot 55.6 percent from the field and an outstanding 68.4 percent from 3-point range, hitting 13 triples en route to a 68-point second-half performance while limiting Omaha to just 37 points.

"I thought in the second half, we kept our defensive energy up and our offensive energy ended up coming around," head coach Paul Weir said. "I was much more pleased with our defensive energy in the second half.

"As far as our style of play, it's how we want to play and it went the way we wanted to. We were able to shoot the way we wanted to and hopefully we continue playing this way moving forward."

Simons's six 3-pointers combined with five from Jackson, three from junior Anthony Mathis, two from junior Chris McNeal and another from freshman Makuach Maluach - his first as a Lobo.

The UNM advantage was held within single digits until midway through the second half when the Lobos pulled away - fast. Sparked by a pair of Furstinger free throws and a three from McNeal, the Lobos took off on a 9-0 run in just one minute, taking a reachable 63-57 game to a 72-57 contest. McNeal's three was set up after he snagged a steal and, just 10 seconds later, Simons grabbed another steal in the Lobos' full-court press and posted the layup.

The 15-point lead was stretched to a 30-point blowout with four minutes left, 92-62 on a pair of Logwood free throws. Logwood went 10-for-11 from the stripe on the night, doubling his previous career-best five free throws in a single game.

It was a Jackson three that put the Lobos over 100 with 1:09 left. With seven seconds left on the clock, Omaha's Alex Allbery hit a three to cut the 35-point Lobo lead to 32 to close the game.

The Lobos are averaging 29.5 turnovers forced per game to start the season to go along with 44.5 field goals and 58.5 bench points. In the last two games, UNM has hit 35 3-pointers, at least 17 per game. Last season, it took nine games to reach that mark.

UNM outrebounded the Mavericks 48-37 including 19-9 offensive boards and forced 26 turnovers on the night.

Game 3 - New Mexico 56, NMSU 75
Nov. 17, 2017 | Pan American Center

Lobos Suffer First Loss in Defeat at NMSU

LAS CRUCES, N.M. --- In an arena full of palpable tension and in front of a crowd of angry Aggie fans, The University of New Mexico Lobos suffered their first loss of the season on the road at New Mexico State Friday night. While the Lobos kept the score in reach for the first two-thirds of the game, the Aggies pulled away, doubling their lead in the last five minutes and eventually dominating with a final score of 75-56.

Junior Anthony Mathis led the Lobos with 14 points on the night, just two shy of his career high of 16. He went 4-for-5 from the field including 3-for-4 from behind the arc and 3-for-4 at the free throw line.

As a team, the Lobos (2-1) shot slightly under NMSU (2-1) at 38.5 percent to 39.1 percent while the Aggies dominated the boards, collecting 50 rebounds split evenly between offensive and defensive. In comparison, UNM collected a total of 25, including nine offensive rebounds.

"Their dominance of the offensive glass set a tone, gave them a lot of energy, and we just couldn't overcome it," head coach Paul Weir said. "You've got to give New Mexico State a lot of credit, they just never allowed us to ever implement and do what we wanted to do, it just took the wind out of our sails.

"I think your first road game of the season is always a good measuring stick, to see where you're at, and now we have to learn and grow from it and just get better."

The Lobos dominated the first five minutes of play, getting out to a 8-1 lead before allowing NMSU its first bucket from the floor at the 15:49 mark. At that point, the Lobos led 8-3 with senior Sam Logwood accounting for six points.

Junior Chris McNeal followed with a three to continue to build the Lobo lead to eight (11-3). A 2:10 scoring drought ensued, interrupted by an Aggie free throw.

A 3-pointer by Sidy N'Dir at the 12:51 mark sparked an NMSU comeback that included two jumpers and two dunks within 2:18 to make it just a one-point lead for the Lobos, 16-15 - and that was when the momentum turned. Another dunk 20 seconds later began a 6-0 run for NMSU.

The Lobos battled back and a layup by freshman Vladimir Pinchuk made it a three-point game headed into halftime.

The Aggies opened the second half with a pair of threes to take a nine-point lead, the largest of the game and began to run away but the Lobos battled. UNM chipped away at a 12-point deficit with back-to-back threes in less than a minute from Mathis and freshman Makuach Maluach but NMSU pushed the lead back out to 10.

With just six minutes left and the Lobos down by just seven, 54-47, junior Troy Simons was ejected due to technical foul accumulation (two). A Lobo bench technical followed four minutes later and the Aggies put the game out of reach for the win.

UNM entered the game averaging 17.5 3-pointers and 44.5 field goals per game but managed just six and 20, respectively, on the night.

The Lobos will return home to Dreamstyle Arena - The Pit on Tuesday, Nov. 21 when they take on Tennessee Tech in non-conference action at 7 p.m. The game will be available to watch live on the Mountain West Network and will be broadcast on 770 KKOB-AM.

Game #1

Northern New Mexico 76 • 2-8

		Total	3-Ptr		Rebounds										
##	Player	FG-FGA	FG-FGA	FT-FTA	Off	Def	Tot	PF	TP	A	TO	Blk	Stl	Min
11	WEAVER, Tyrique f	2-8	1-2	1-4	1	3	4	1	6	2	3	0	0	21
33	JOSEPHS, Dominique f	4-7	0-0	3-3	0	5	5	2	11	1	2	0	1	28
02	SIMMONS, Bryce q	7-17	3-3	3-3	0	1	1	3	20	3	7	0	2	25
04	ALY, Walid g	3-4	0-0	1-2	0	1	1	1	7	3	5	0	1	18
22	COCA, Eric g	1-6	1-5	0-0	1	1	2	1	3	2	4	0	1	17
01	HILL, Marcus	0-2	0-0	2-2	2	2	4	3	2	3	4	0	2	13
03	MOORE, Kevin	2-4	0-1	0-0	0	0	0	2	4	0	4	0	0	12
05	UGBISIEN, Ezini	1-5	0-1	1-2	2	2	4	2	3	1	0	0	1	16
14	FARIA, Victor	0-0	0-0	0-0	0	0	0	0	0	0	0	0	1	3
20	CUCH, Augustus	0-2	0-2	0-0	0	0	0	0	0	0	0	0	0	4
21	SAIZ, Brandon	0-1	0-1	0-0	0	0	0	0	0	1	0	0	0	5
23	MARTINEZ, Estevan	5-8	0-2	4-4	2	1	3	1	14	0	1	0	1	15
24	BOUYER, Braxton	0-0	0-0	0-0	0	0	0	0	0	0	1	0	0	2
25	BURGARD, Nicho	1-4	1-2	3-4	1	0	1	2	6	0	0	0	2	13
30	DARNELL, Austin	0-2	0-2	0-0	0	0	0	2	0	0	2	0	1	8
	Team				4	1	5							
	Totals	26-70	6-21	18-24	13	17	30	20	76	16	33	0	13	200

FG % 1st Half: 13-36 36.1% 2nd half: 13-34 38.2% Game: 26-70 37.1%
3FG % 1st Half: 3-10 30.0% 2nd half: 3-11 27.3% Game: 6-21 28.6%
FT % 1st Half: 6-11 54.5% 2nd half: 12-13 92.3% Game: 18-24 75.0%

Deadball Rebounds 4,1

New Mexico 147 • 1-0

		Total	3-Ptr		Rebounds										
##	Player	FG-FGA	FG-FGA	FT-FTA	Off	Def	Tot	PF	TP	A	TO	Blk	Stl	Min
02	LOGWOOD, Sam f	6-8	0-0	2-2	1	5	6	2	14	2	0	0	3	17
05	FURSTINGER, Joe f	4-8	0-2	1-1	1	5	6	4	9	5	0	3	1	18
14	KUIPER, Dane f	5-9	3-5	4-4	2	2	4	3	17	4	0	0	2	19
01	McNEAL, Chris g	8-14	6-10	2-3	0	1	1	1	24	10	3	0	1	23
03	JACKSON, Antino g	4-7	1-4	3-3	0	1	1	3	12	6	5	0	1	21
04	MONDRAGON, Mike	0-0	0-0	0-0	0	0	0	0	0	0	0	0	0	1
10	MALUACH, Makuach	7-7	0-0	4-5	2	2	4	0	18	1	0	1	1	21
11	SIMMONS, Jachai	3-7	0-3	0-0	1	2	3	0	6	4	4	2	3	18
15	PINCHUK, Vladimir	6-6	0-0	0-0	1	6	7	3	12	0	1	0	1	23
31	SIMONS, Troy	7-10	3-6	2-2	3	4	7	2	19	3	3	0	5	20
32	MATHIS, Anthony	5-9	5-9	1-2	0	2	2	3	16	5	2	0	4	19
	Team				2	2	4							
	Totals	55-85	18-39	19-22	13	32	45	21	147	40	18	6	22	200

FG % 1st Half: 25-41 61.0% 2nd half: 30-44 68.2% Game: 55-85 64.7%
3FG % 1st Half: 10-20 50.0% 2nd half: 8-19 42.1% Game: 18-39 46.2%
FT % 1st Half: 14-16 87.5% 2nd half: 5-6 83.3% Game: 19-22 86.4%

Deadball Rebounds 2,1

Officials: Chris Rastatter, Michael Greenstein, Eric Anderson
Technical fouls: Northern New Mexico-None. New Mexico-None.
Attendance: 10695

Score by periods	1st	2nd	Total
Northern New Mexico	35	41	**76**
New Mexico	74	73	**147**

Points	In Paint	Off T/O	2nd Chance	Fast Break	Bench
NNMC	34	13	5	31	29
NM	74	54	21	55	71

Last FG - NNMC 2nd-00:58, NM 2nd-00:40.
Largest lead - NNMC by 3 1st-19:23, NM by 73 2nd-01:49.
NNMC led for 00:51. NM led for 38:08. Game was tied for 01:01.

Score tied - 1 time.
Lead changed - 1 time.

Game #2

Nebraska-Omaha 71 • 0-3

		Total	3-Ptr		Rebounds										
##	Player	FG-FGA	FG-FGA	FT-FTA	Off	Def	Tot	PF	TP	A	TO	Blk	Stl	Min
32	Daniel Meyer f	0-2	0-0	1-2	2	5	7	4	1	0	0	1	0	16
44	Mitchell Hahn f	5-10	3-6	3-4	0	2	2	2	16	1	3	0	1	21
05	KJ Robinson g	3-8	1-4	0-0	0	2	2	1	7	1	6	0	2	30
13	Daniel Norl g	3-11	1-5	3-4	0	7	7	1	10	2	4	0	1	31
21	Zach Jackson g	4-9	3-6	5-8	1	6	7	0	16	1	4	1	1	26
00	JT Gibson	4-9	1-5	3-3	0	5	5	2	12	4	2	0	0	28
03	Lamar Wofford-Humph.	0-1	0-1	0-0	0	0	0	4	0	1	2	0	0	17
10	Ayo Akinwole	0-2	0-1	0-2	0	0	0	1	0	1	1	0	3	12
11	Alex Allbery	1-3	1-2	2-2	1	0	1	3	5	1	4	0	1	11
40	Matt Pile	2-2	0-0	0-1	3	0	3	3	4	0	0	0	0	8
	Team				2	1	3							
	Totals	22-57	10-30	17-26	9	28	37	21	71	12	26	2	9	200

FG % 1st Half: 10-27 37.0% 2nd half: 12-30 40.0% Game: 22-57 38.6%
3FG % 1st Half: 5-14 35.7% 2nd half: 5-16 31.3% Game: 10-30 33.3%
FT % 1st Half: 9-12 75.0% 2nd half: 8-14 57.1% Game: 17-26 65.4%

Deadball Rebound 6

New Mexico 103 • 2-0

		Total	3-Ptr		Rebounds										
##	Player	FG-FGA	FG-FGA	FT-FTA	Off	Def	Tot	PF	TP	A	TO	Blk	Stl	Min
02	LOGWOOD, Sam f	4-11	0-0	10-11	5	0	5	3	18	2	2	0	1	23
05	FURSTINGER, Joe f	3-6	0-2	5-5	2	6	8	3	11	2	5	4	1	24
01	McNEAL, Chris g	3-7	2-6	1-5	0	2	2	0	9	3	2	0	2	27
03	JACKSON, Antino g	7-11	5-7	0-0	0	4	4	2	19	5	3	0	3	24
14	KUIPER, Dane g	0-3	0-3	0-0	0	1	1	1	0	2	0	0	0	19
04	MONDRAGON, Mike	0-0	0-0	0-0	0	0	0	0	0	0	0	0	0	2
10	MALUACH, Makuach	4-7	1-2	0-0	0	5	5	2	9	1	1	0	0	18
11	SIMMONS, Jachai	1-4	0-1	0-0	2	2	4	0	2	0	1	0	0	12
15	PINCHUK, Vladimir	1-3	0-0	0-1	3	2	5	4	2	1	2	0	0	13
31	SIMONS, Troy	8-16	6-11	2-2	3	2	5	1	24	4	2	0	4	22
32	MATHIS, Anthony	3-9	3-7	0-0	0	2	2	3	9	1	0	0	0	16
	Team				4	3	7							
	Totals	34-77	17-39	18-24	19	29	48	19	103	21	18	5	11	200

FG % 1st Half: 14-41 34.1% 2nd half: 20-36 55.6% Game: 34-77 44.2%
3FG % 1st Half: 4-20 20.0% 2nd half: 13-19 68.4% Game: 17-39 43.6%
FT % 1st Half: 3-7 42.9% 2nd half: 15-17 88.2% Game: 18-24 75.0%

Deadball Rebound 2

Officials: Rick Hartzell, Jim Schipper, Ryan McDaniel
Technical fouls: Nebraska-Omaha-Daniel Meyer; TEAM. New Mexico-LOGWOOD, Sam.
Attendance: 9601

Score by periods	1st	2nd	Total
Nebraska-Omaha	34	37	**71**
New Mexico	35	68	**103**

Points	In Paint	Off T/O	2nd Chance	Fast Break	Bench
OMAHA	20	13	7	25	21
NM	28	39	16	22	46

Last FG - OMAHA 2nd-00:07, NM 2nd-01:09.
Largest lead - OMAHA by 2 1st-05:08, NM by 35 2nd-01:09.
OMAHA led for 00:16. NM led for 37:36. Game was tied for 02:08.

Score tied - 3 times.
Lead changed - 2 times.

Game #3

New Mexico 56 • 2-1, 0-0 MWC

		Total	3-Ptr		Rebounds										
##	Player	FG-FGA	FG-FGA	FT-FTA	Off	Def	Tot	PF	TP	A	TO	Blk	Stl	Min
02	LOGWOOD, Sam f	4-13	0-1	0-2	3	4	7	3	8	2	5	0	0	33
05	FURSTINGER, Joe f	1-3	0-1	2-2	0	1	1	4	4	0	0	0	0	21
01	McNEAL, Chris g	3-8	1-4	3-3	1	3	4	2	10	1	3	0	0	29
03	JACKSON, Antino g	1-6	1-4	0-0	0	0	0	1	3	0	1	0	0	20
14	KUIPER, Dane g	1-6	0-4	1-2	0	4	4	2	3	1	2	0	1	21
10	MALUACH, Makuach	1-1	1-1	0-0	0	0	0	1	3	0	2	0	0	9
11	SIMMONS, Jachai	1-1	0-0	0-0	0	0	0	1	2	0	0	0	0	15
15	PINCHUK, Vladimir	4-5	0-0	1-2	1	1	2	1	9	0	1	0	0	16
31	SIMONS, Troy	0-4	0-1	0-0	1	1	2	4	0	0	1	1	1	17
32	MATHIS, Anthony	4-5	3-4	3-4	0	1	1	3	14	1	2	0	0	19
	Team				3	1	4							
	Totals	20-52	6-20	10-15	9	16	25	22	56	5	17	1	2	200

FG % 1st Half: 12-24 50.0% 2nd half: 8-28 28.6% Game: 20-52 38.5%
3FG % 1st Half: 2-9 22.2% 2nd half: 4-11 36.4% Game: 6-20 30.0%
FT % 1st Half: 2-2 100.0 2nd half: 8-13 61.5% Game: 10-15 66.7%

Deadball Rebounds 3

New Mexico State 75 • 2-1, 0-0 WAC

		Total	3-Ptr		Rebounds										
##	Player	FG-FGA	FG-FGA	FT-FTA	Off	Def	Tot	PF	TP	A	TO	Blk	Stl	Min
10	Jones, Jemerrio f	3-6	0-1	1-2	6	10	16	2	7	2	2	0	1	30
11	Wilkins, Johnathon f	1-2	0-0	2-2	2	3	5	1	4	2	1	0	1	27
12	Harris, AJ g	0-8	0-3	0-0	1	3	4	4	0	2	2	0	1	21
13	N'Dir, Sidy g	4-10	2-5	4-6	3	2	5	2	14	2	2	2	1	30
23	Lofton, Zach g	9-18	2-7	8-9	1	2	3	3	28	2	2	0	1	28
01	Buchanan, Shunn	0-1	0-1	1-2	0	0	0	1	1	2	1	0	1	15
02	Stewart, Wayne	0-0	0-0	0-0	0	0	0	0	0	0	0	0	0	1
03	Hadley, Gabe	0-0	0-0	0-0	0	0	0	0	0	0	0	0	0	1
05	Miles, Kortrijk	0-0	0-0	0-0	0	0	0	0	0	0	0	0	0	1
15	Garza, Joe	0-3	0-2	0-0	0	0	0	1	0	1	0	0	0	10
22	Chuha, Eli	4-9	0-1	5-8	5	2	7	4	13	0	2	0	0	16
24	Gordon, Leston	0-2	0-0	0-0	2	0	2	0	0	0	0	0	0	1
35	McCants, Johnny	4-5	0-0	0-0	2	3	5	1	8	1	1	0	0	19
	Team				3	0	3				1			
	Totals	25-64	4-20	21-29	25	25	50	19	75	14	14	2	6	200

FG % 1st Half: 12-34 35.3% 2nd half: 13-30 43.3% Game: 25-64 39.1%
3FG % 1st Half: 1-9 11.1% 2nd half: 3-11 27.3% Game: 4-20 20.0%
FT % 1st Half: 6-10 60.0% 2nd half: 15-19 78.9% Game: 21-29 72.4%

Deadball Rebounds 6

Officials: Larry Spaulding, Mike Reed, Tommy Nunez
Technical fouls: New Mexico-SIMONS, Troy 2; TEAM. New Mexico State-Jones, Jemerrio; Buchanan, Shunn.
Attendance: 6839
1st half - 2:31: Technical Foul #1(NMSU), #31(UNM)
2nd half - 6:07: Technical Foul #10 (NMSU), #31 (UNM) - #31 for UNM ejected.
2nd half - 2:04: Technical Foul UNM Head Coach

Score by periods	1st	2nd	Total
New Mexico	28	28	**56**
New Mexico State	31	44	**75**

Points	In Paint	Off T/O	2nd Chance	Fast Break	Bench
NM	24	11	5	0	28
NMSU	38	16	23	2	22

Game 4 - New Mexico 96, Tennessee Tech 104
Nov. 21, 2017 | Dreamstyle Arena

Men's Basketball Upended by TTU in Final Minute

ALBUQUERQUE, N.M. --- For the first time since 2006-07, the Lobos have opened their first four games with three scoring over 90 points, but it wasn't enough on Tuesday night as Tennessee Tech pulled ahead for good in the final minute for a 103-96 win over New Mexico in Dreamstyle Arena - The Pit.

Junior Chris McNeal led UNM with 29 points on the night marking the third time this season he has scored in double digits, the second over 20 points. McNeal went 8-for-16 from the field and 7-for-11 from behind the arc to go along with 6-of-8 from the free throw line.

Tennessee Tech (4-1) started the game going 0-for-10 from the field over the first 5:31, allowing the Lobos (2-2) to go on an 8-0 run and claim a nine-point advantage (10-1) with 14:29 left to play in the first half. The Lobos extended their lead to 14 over the next four minutes (24-13, 10:10) until TTU's Aleksa Jugovic scored a trio of 3-pointers in the next three Golden Eagle possessions to cut the UNM lead to eight.

TTU closed the final 10:40 of the first half shooting 15-of-19 from the field. In the first half, Jugovic couldn't miss, going 8-for-8 from the field including 6-for-6 from 3-point range and 2-for-2 from the charity stripe. His efforts helped make it a one-point game with 10 seconds left in the half until a Dane Kuiper three with two seconds on the clock stretched the Lobo lead to four at the half.

"You have to tip your cap to them," head coach Paul Weir said. "They shot the heck out of the ball tonight and made a lot of shots at the back of it. Some of them were tough and some of them were probably on us. They were good, and they were better than us tonight."

McNeal got hot toward the end of the first half, drilling three-straight threes in under a minute and picked up where he left off. He opened the second half with a three 17 seconds in to give the Lobos what would be their largest lead of the second half, seven (58-81), before the teams battled throughout the remainder of the contest.

With the Lobos trailing by one point with 1:06 left to play, 94-93, the Golden Eagles took off on an 8-0 run over 35 seconds to get out to a nine-point lead, 102-93 with 21 seconds left. Kuiper drained another three with 12 seconds left to give the Lobos hope, 102-96, but the six-point margin was too much for the final seconds.

McNeal paced the Lobos with 29 points and was followed by senior Sam Logwood with 21. The last time UNM had a pair of 20-point scorers was almost a year ago on January 7 against Nevada.

The third Lobo to score in double figures on the night was junior Anthony Mathis who notched 11, going 4-for-7 from the field and 3-for-6 from three. The outing marked the third time this season that he registered double digits.

Senior Joe Furstinger neared a double-double on the night, scoring seven points and bringing down nine rebounds. He also tied his career-high in blocks with four.

As a team, the Lobos shot 40.6 percent from the field compared to 55.7 percent for TTU. Similarly, UNM went 41 percent from three compared to 54.5 percent to the Golden Eagles, but the Lobos did have the advantage in free throws, shooting 82.8 percent (24-29) from the line compared to just 75 percent (24-32) for TTU.

After suffering drastically on the glass against New Mexico State, the Lobos stepped up their rebound game but were still outrebounded 39-32.

TTU registered 42 points in the paint to 20 for UNM and held a 49-9 fast-break point advantage. The Lobos edged the Golden Eagles in second-chance points, 13-9, and in points off of turnovers, 24-22.

"We looked like the ninth-place team in the Mountain West tonight," Weir said. Which I never thought we were going to be and we just have to do everything in our power to make sure that this is not going to be our final destination. All I can tell you is that we are going to do whatever we can to work our way out of whatever we're in right now."

"We're not discouraged," McNeal said. "We're just going to try and bounce back, come back tomorrow and work even harder. Try to turn this around."

UNM will return to action on Friday, Nov. 24 when the Lobos compete in the third round of the Emerald Coast Classic against TCU at 5 p.m. MT. TCU is currently receiving votes in the USA Today Coaches Poll. Both Friday and Saturday's games will be available to watch on CBS Sports Network.

Game #4

Tennessee Tech 104 • 4-1

##	Player		Total FG-FGA	3-Ptr FG-FGA	FT-FTA	Rebounds Off	Def	Tot	PF	TP	A	TO	Blk	Stl	Min
15	PHILLIPS, Curtis	f	6-11	3-6	8-9	0	5	5	2	23	3	2	0	8	35
22	ALEXANDER, Courtney	f	3-4	0-0	3-6	3	7	10	4	9	3	2	0	1	24
25	RAMSEY, Mason	f	0-3	0-0	2-2	2	6	8	5	2	6	1	2	1	28
04	JUGOVIC, Aleksa	g	11-12	7-7	2-2	0	3	3	2	31	6	3	0	0	37
10	MACK, Kajon	g	3-9	2-5	6-6	1	2	3	4	14	4	4	1	0	34
00	CALHOUN, Shaq		6-15	0-4	2-3	0	2	2	3	14	0	0	0	2	18
11	HENRY, Micaiah		3-5	0-0	1-4	0	2	2	4	7	1	3	1	0	19
21	CROSLAND, Cade		1-1	0-0	0-0	0	0	0	0	2	0	0	0	0	3
30	OMLADIC, Domen		1-1	0-0	0-0	0	0	0	1	2	0	0	0	1	2
	Team					3	3	6				2			
	Totals		34-61	12-22	24-32	9	30	39	25	104	23	17	4	13	200

FG % 1st Half: 17-34 50.0% 2nd half: 17-27 63.0% Game: 34-61 55.7%
3FG % 1st Half: 7-13 53.8% 2nd half: 5-9 55.6% Game: 12-22 54.5%
FT % 1st Half: 10-14 71.4% 2nd half: 14-18 77.8% Game: 24-32 75.0%

Deadball Rebounds 5,2

New Mexico 96 • 2-2

##	Player		Total FG-FGA	3-Ptr FG-FGA	FT-FTA	Rebounds Off	Def	Tot	PF	TP	A	TO	Blk	Stl	Min
05	FURSTINGER, Joe	f	1-5	0-1	5-6	2	7	9	1	7	2	1	4	0	28
14	KUIPER, Dane	f	2-9	2-8	0-0	0	2	2	3	6	5	2	0	2	25
01	McNEAL, Chris	g	8-16	7-11	6-8	1	3	4	3	29	6	4	0	1	34
02	LOGWOOD, Sam	g	6-12	0-0	9-11	3	2	5	1	21	0	3	0	1	29
03	JACKSON, Antino	g	3-9	2-6	0-0	0	2	2	1	8	2	2	0	0	18
10	MALUACH, Makuach		1-3	0-1	2-2	0	0	0	1	4	0	0	0	1	12
11	SIMMONS, Jachai		2-3	1-2	0-0	0	0	0	4	5	0	1	0	0	8
15	PINCHUK, Vladimir		0-0	0-0	2-2	2	2	4	5	2	0	0	1	0	11
31	SIMONS, Troy		1-5	1-4	0-0	0	1	1	2	3	2	1	0	1	12
32	MATHIS, Anthony		4-7	3-6	0-0	1	2	3	5	11	2	0	1	1	23
	Team					2	0	2							
	Totals		28-69	16-39	24-29	11	21	32	26	96	19	14	6	7	200

FG % 1st Half: 15-35 42.9% 2nd half: 13-34 38.2% Game: 28-69 40.6%
3FG % 1st Half: 8-22 36.4% 2nd half: 8-17 47.1% Game: 16-39 41.0%
FT % 1st Half: 17-21 81.0% 2nd half: 7-8 87.5% Game: 24-29 82.8%

Deadball Rebounds 3

Officials: David Hall, Keith Kimble, Bob Staffen
Technical fouls: Tennessee Tech-ALEXANDER, Courtney. New Mexico-None.
Attendance: 9703

Score by periods	1st	2nd	Total
Tennessee Tech	51	53	**104**
New Mexico	55	41	**96**

Points	In Paint	Off T/O	2nd Chance	Fast Break	Bench
TTU	42	22	9	49	25
NM	20	24	13	9	25

Last FG - TTU 2nd-00:36, NM 2nd-00:12.
Largest lead - TTU by 9 2nd-00:21, NM by 14 1st-11:34.
TTU led for 08:03. NM led for 26:24. Game was tied for 05:33.

Score tied - 10 times.
Lead changed - 15 times.

Game 5 - New Mexico 67, TCU 69
Nov. 24, 2017 | Niceville, Fla. (The Arena)

Lobo Comeback Falls Short vs (RV) TCU

NICEVILLE, FLA. --- The University of New Mexico men's basketball team lost a heartbreaker on Friday night after nearly pulling off an upset over (RV) TCU at the Emerald Coast Classic in Niceville, Fla. The Lobos came back from a 13-point deficit and looked to junior Chris McNeal for a game-winning 3-pointer with 1.9 seconds left in regulation, but it went wide and UNM fell 69-67.

Senior Sam Logwood led New Mexico with a career-high 27 points, leading a trio of Lobos who scored in double figures including McNeal and junior Antino Jackson (12 apiece).

The Lobos will face either St. Bonaventure or Maryland Saturday at 2 p.m. MT (3 p.m. CT).

As a team, despite being outshot and out-rebounded, the Lobos (2-3) forced 16 turnovers on TCU (5-0) and committed just nine to keep them in the game. UNM had 14 points off of turnovers (TCU had 11) and edged TCU 16-14 in second-chance points while the Horned Frogs dominated the paint, outscoring UNM 46-24 down low.

"You have to tip your cap to TCU, it's a big team, a good rebounding team that just kind of continued to punish us inside and they did a really good job," head coach Paul Weir said.

"We're going to play teams very similar to TCU this year, they're going to be bigger than us, stronger than us, they're going to be more experienced than us," Weir said. "They have a lot of things we don't, so we're trying to accentuate the things we have, which to me would be speed, shooting, depth and conditioning and trying to bring those into the game as much as we can."

The Lobos shot a season-low 34.3 percent from the field and 20 percent from 3-point range to hang in with the national vote recipient TCU. The Horned Frogs went 47.5 percent from the field and 28.6 percent from three while the Lobos dominated at the charity stripe, going 15-for-18 for 83.3 percent while TCU was just 9-for-17 (52.9 percent).

The victory marked TCU's ninth straight dating back to last season when the squad captured the NIT Championship.

New Mexico jumped out on top early, getting out to a 9-2 lead with 17:46 left in the first half before TCU chipped away and cut the lead to one.

The Horned Frogs followed with an 11-1 run over three minutes to take a seven-point advantage, 31-24 with 4:08 left in the half. TCU got up by as much a nine before a layup with eight seconds on the clock from senior Joe Furstinger made it seven, 40-33 at the half.

In the second half, TCU pushed the lead out to 13 before the Lobos roared back on a 12-3 run sparked by a jumper and a three from McNeal to get back within four, 61-57 with 8:31 left to play. The run was full of TCU turnovers and Lobo buckets to shift the momentum in favor of UNM.

McNeal hit a big three with the Lobos down five with 12 seconds left to bring the game within two, 69-67. Weir called his only full timeout to draft a play, but McNeal called the Lobos' final timeout on the inbound before the final shot went wide.

Saturday's UNM game will be streamed live on www.EmeraldCoastTV.com/ecc17 and live stats will be available on EmeraldCoastClassic.com. In addition, Jeff Siembieda and Hunter Green will call the game on 770 KKOB-AM.

Game #5

New Mexico 67 • 2-3

##	Player		Total FG-FGA	3-Ptr FG-FGA	FT-FTA	Rebounds Off	Def	Tot	PF	TP	A	TO	Blk	Stl	Min
01	McNEAL, Chris	*	5-16	2-10	0-0	1	3	4	3	12	2	2	0	1	28
02	LOGWOOD, Sam	*	10-21	0-1	7-8	2	4	6	3	27	1	2	0	0	32
05	FURSTINGER, Joe	*	2-6	0-2	2-2	1	6	7	4	6	2	0	3	0	24
14	KUIPER, Dane	*	0-1	0-1	2-2	0	2	2	3	2	0	0	0	1	16
31	SIMONS, Troy	*	2-9	1-5	0-0	1	0	1	2	5	1	0	0	3	22
03	JACKSON, Antino		4-9	3-7	1-2	0	4	4	1	12	1	1	0	0	24
10	MALUACH, Makuach		0-1	0-1	0-0	1	0	1	1	0	1	2	0	0	10
11	SIMMONS, Jachai		0-0	0-0	0-0	1	0	1	1	0	0	1	0	2	14
15	PINCHUK, Vladimir		0-1	0-0	3-4	1	0	1	0	3	0	1	0	0	16
32	MATHIS, Anthony		0-3	0-3	0-0	0	1	1	1	0	0	0	0	0	14
	Team					4	3	7							
	Totals		23-67	6-30	15-18	12	23	35	19	67	8	9	3	7	200

FG % 1st Half: 13-36 36.1% 2nd half: 10-31 32.3% Game: 23-67 34.3%
3FG % 1st Half: 3-16 18.8% 2nd half: 3-14 21.4% Game: 6-30 20.0%
FT % 1st Half: 4-6 66.7% 2nd half: 11-12 91.7% Game: 15-18 83.3%

Deadball Rebounds 2

TCU 69 • 5-0

##	Player		Total FG-FGA	3-Ptr FG-FGA	FT-FTA	Rebounds Off	Def	Tot	PF	TP	A	TO	Blk	Stl	Min
00	Fisher,Jaylen	*	5-11	0-2	0-0	0	3	3	2	10	5	3	0	3	32
01	Bane,Desmond	*	5-8	1-2	0-2	0	2	2	4	11	1	1	1	0	24
10	Brodziansky,Vlad	*	3-4	1-2	1-2	2	1	3	1	8	0	4	1	0	27
15	Miller,Jd	*	3-7	0-2	1-4	2	4	6	3	7	1	2	5	0	26
34	Williams,Kenrich	*	9-16	2-3	3-3	5	12	17	1	23	2	1	2	1	36
02	Olden,Shawn		0-1	0-1	0-0	0	0	0	0	0	0	0	0	0	5
12	Noi,Kouat		0-2	0-0	0-0	1	2	3	4	0	1	0	0	0	14
23	Hamdy,Ahmed		3-4	0-0	2-3	2	2	4	2	8	0	2	0	0	13
25	Robinson,Alex		0-6	0-2	2-3	1	2	3	2	2	4	3	0	0	23
	Team					0	5	5							
	Totals		28-59	4-14	9-17	13	33	46	19	69	14	16	9	4	200

FG % 1st Half: 18-34 52.9% 2nd half: 10-25 40.0% Game: 28-59 47.5%
3FG % 1st Half: 2-7 28.6% 2nd half: 2-7 28.6% Game: 4-14 28.6%
FT % 1st Half: 2-2 100.0 2nd half: 7-15 46.7% Game: 9-17 52.9%

Deadball Rebounds 3

Officials: John Higgins, Pat Adams, John Gaffney
Technical fouls: New Mexico-None. TCU-None.
Attendance: 1000

Score by periods	1st	2nd	Total
New Mexico	33	34	**67**
TCU	40	29	**69**

Points	In Paint	Off T/O	2nd Chance	Fast Break	Bench
NM	24	14	16	0	15
TCU	46	11	14	0	10

Last FG - NM 2nd-00:12, TCU 2nd-04:49.
Largest lead - NM by 7 1st-17:46, TCU by 13 2nd-13:17.
NM led for 12:18. TCU led for 26:35. Game was tied for 01:07.

Score tied - 0 times.
Lead changed - 1 time.

Game 6 - New Mexico 65, Maryland 80
Nov. 25, 2017 | Niceville, Fla. (The Arena)

Early Deficit Determines Lobo Loss vs Maryland

NICEVILLE, FLA. --- The University of New Mexico men's basketball team fell 80-65 to Maryland (6-1) in the consolation game of the Emerald Coast Classic on Saturday afternoon, unable to overcome an early 24-point deficit. Senior Sam Logwood was named to the Emerald Coast Classic All-Tournament Team for his efforts in the tournament while the Lobos claimed fourth place in the tournament.

Chris McNeal led the Lobos (2-4) with 19 points in his fifth game registering double figures, followed by Anthony Mathis with 12 points on four 3-pointers. The Lobos shot 33.3 percent from the field on the day after opening the game a dismal 1-12 (8.3 percent) over the first nine minutes.

The loss is the fourth consecutive for New Mexico, as the Lobos have struggled since opening the season with two large victories. One day after falling to TCU at the buzzer, the Lobos never led against Maryland despite outscoring the Terps 62-53 after the opening 8:42 of the game.

The Terrapins jumped out to an 8-0 lead as the Lobos missed their first four shots of the night. Makuach Maluach put New Mexico on the board with a three to make the score 8-3 with 16 minutes on the clock, but Maryland went on a 19-0 run to take a 27-3 lead.

The Lobos didn't score again until the 11:18 mark on a Troy Simons free throw to make the score 27-4. UNM went on a 16-7 run to cut the lead to 34-19 on a Mathis 3-pointer with 6:25 left in the half, and the Lobos maintained a similar margin for the rest of the half, trailing 46-28 at the break.

The Lobos shot 29 percent in the first half, led by Mathis, who shot 3-for-3 from behind the arc. Joe Furstinger and Troy Simons were each whistled for three fouls of UNM's 13 total in the half.

New Mexico opened the second half with a quick Logwood steal and McNeal three-pointer to cut the lead to 15 at 46-31, but a 9-0 Maryland run made the score 55-31 to tie the Lobos' largest deficit of the game to that point.

Furstinger and Logwood were both called for their fourth personal fouls early in the second half, and the seventh team foul of the half was whistled at the 13:12 mark, putting Maryland in the bonus early. Simons and Mathis fouled out at the 5:13 and 4:24 marks respectively. The Lobos were called for 26 fouls on the night compared to 18 for Maryland,

Despite the Lobos' foul trouble, they held the margin at about 20 points for the remainder of the game, never allowing a lead larger than 26 points after falling behind by 24 early. New Mexico forced 22 turnovers on the day, converted for 19 points while only committing 13.

The Lobos return home to face Evansville on Wednesday, Nov. 29 at 7 p.m. MT.

Game #6

New Mexico 65 • 2-4

##	Player		Total FG-FGA	3-Ptr FG-FGA	FT-FTA	Rebounds Off	Def	Tot	PF	TP	A	TO	Blk	Stl	Min
01	McNEAL, Chris	*	6-14	2-6	5-5	0	0	0	3	19	2	2	0	1	29
02	LOGWOOD, Sam	*	2-5	0-0	4-4	0	2	2	4	8	2	5	0	1	23
05	FURSTINGER, Joe	*	0-0	0-0	0-0	0	1	1	4	0	0	1	0	0	16
14	KUIPER, Dane	*	1-7	0-3	0-0	4	4	8	0	2	2	0	0	1	20
31	SIMONS, Troy	*	1-7	1-5	2-2	1	0	1	5	5	2	0	1	1	22
03	JACKSON, Antino		0-10	0-7	2-2	0	0	0	0	2	3	0	0	1	16
10	MALUACH, Makuach		2-4	1-1	1-1	3	0	3	2	6	0	3	0	0	17
11	SIMMONS, Jachai		3-6	1-2	0-0	1	3	4	2	7	0	1	1	2	16
15	PINCHUK, Vladimir		2-4	0-0	0-0	1	2	3	1	4	0	1	0	0	24
32	MATHIS, Anthony		4-6	4-5	0-0	0	0	0	5	12	1	0	0	0	17
	Team					3	3	6							
	Totals		21-63	9-29	14-14	13	15	28	26	65	12	13	2	7	200

FG % 1st Half: 9-31 29.0% 2nd half: 12-32 37.5% Game: 21-63 33.3%
3FG % 1st Half: 4-12 33.3% 2nd half: 5-17 29.4% Game: 9-29 31.0%
FT % 1st Half: 6-6 100.0 2nd half: 8-8 100.0 Game: 14-14 100.0

Deadball Rebounds 0

Maryland 80 • 6-1

##	Player		Total FG-FGA	3-Ptr FG-FGA	FT-FTA	Rebounds Off	Def	Tot	PF	TP	A	TO	Blk	Stl	Min
21	Jackson,Justin	f	4-12	0-1	8-8	4	3	7	1	16	1	4	0	1	28
15	Cekovsky,Michal	c	3-5	0-0	2-2	0	5	5	3	8	0	1	2	0	18
01	Cowan,Anthony	g	6-8	2-3	7-8	0	0	0	4	21	2	8	0	0	35
04	Huerter,Kevin	g	3-7	2-4	0-0	2	8	10	3	8	6	4	1	0	28
05	Wiley,Dion	g	3-3	2-2	1-2	0	3	3	0	9	4	1	0	1	24
00	Obi,Sean		0-0	0-0	0-0	0	1	1	0	0	0	0	0	0	4
10	Morsell,Darryl		0-0	0-0	0-0	0	0	0	0	0	0	0	0	0	4
11	Nickens,Jared		2-5	2-5	1-2	0	1	1	2	7	1	0	0	1	23
12	Mona,Reese		0-0	0-0	0-0	0	0	0	1	0	0	0	0	0	3
13	Bender,Ivan		1-1	0-0	0-0	0	0	0	2	2	1	0	0	0	10
20	Valmon,Travis		0-0	0-0	0-0	0	0	0	0	0	0	1	0	0	2
23	Fernando,Bruno		2-5	0-0	5-5	1	8	9	1	9	0	2	3	0	19
24	Terrell,Andrew		0-0	0-0	0-0	0	0	0	0	0	0	0	0	0	1
33	Tomaic,Joshua		0-0	0-0	0-0	0	0	0	1	0	0	1	0	0	1
	Team					2	0	2							
	Totals		24-46	8-15	24-27	9	29	38	18	80	15	22	6	3	200

FG % 1st Half: 15-27 55.6% 2nd half: 9-19 47.4% Game: 24-46 52.2%
3FG % 1st Half: 7-12 58.3% 2nd half: 1-3 33.3% Game: 8-15 53.3%
FT % 1st Half: 9-10 90.0% 2nd half: 15-17 88.2% Game: 24-27 88.9%

Deadball Rebounds 1

Officials: Steve Olson, Doug Shows, Pat Adams
Technical fouls: New Mexico-None. Maryland-None.
Attendance: 1250

Score by periods	1st	2nd	Total
New Mexico	28	37	**65**
Maryland	46	34	**80**

Points	In Paint	Off T/O	2nd Chance	Fast Break	Bench
NM	16	19	3	0	31
MD	30	18	9	0	18

Last FG - NM 2nd-02:33, MD 2nd-04:42.
Largest lead - NM None, MD by 26 2nd-04:42.
[illegible]

Score tied - 0 times.
Lead changed - 0 times.

Game 7 - New Mexico 78, Evansville 59
Nov. 29, 2017 | Dreamstyle Arena

Five score in double figures, Lobos claim 78-56 win

ALBUQUERQUE, N.M. --- Paced by five Lobos in double figures, The University of New Mexico men's basketball team rebounded from a four-game losing skid on Wednesday night in Dreamstyle Arena - The Pit, topping Evansville by a score of 78-59 while shooting 49 percent from the floor (30-61).

Senior Sam Logwood and junior Troy Simons led the Lobos (3-4) with 14 points each, with Logwood adding five rebounds. Junior Chris McNeal added 13 points while junior Anthony Mathis and freshman Makuach Maluach chipped in 10 points apiece. The Lobos also posted 23 assists on 30 made baskets, 10 of which came from senior Antino Jackson.

"Obviously it was really good to get a win," head coach Paul Weir said. "I thought we played a lot better tonight. We had a little lull there in the middle of the second half... but you've got to give Evansville credit. I've coached against and scouted against a lot of teams, and Marty Simmons is as good of a basketball coach as I've ever had to scout against. He eats basketball for breakfast. The guy is just awesome."

Jackson's 10 assists marks the second time this season that a Lobo has posted 10 or more assists, despite scoring just two points on the night compared to his usual 9.3 average.

"We've talked about it all week: your shots can't dictate your effect on the game," Weir said. "Antino's ability to push the ball and transition in the second half really helped us win the game."

After entering Wednesday's game ranked fourth in the nation in forced turnovers (21.33) and eighth in turnover margin (6.5), New Mexico forced over 20 turnovers (21) for the fourth time this season while only committing 11, including just three in the second half.

Evansville (5-2) entered the matchup second in the country in three-point percentage (47.8) and the Lobos held the Purple Aces to just 3-of-13 from behind the arc, including 0-for-6 in the first half. Wednesday marked the first time this season that Evansville has been completely denied from the arc in a half.

In addition, the Purple Aces entered the game ranked eighth nationally in scoring defense, allowing just 58.2 points per game. Prior to the Lobos' 78 points, the most Evansville had allowed in a game this season was 63.

The Lobos got off to a quick start as Simons opened the game with an early three-pointer, and UNM followed with an 11-0 run four minutes into the game to take a 16-5 lead, highlighted by back-to-back threes from junior Dane Kuiper. Evansville answered with a 9-0 run to close the gap to 16-14 with six minutes left in the first half.

The Lobos extended the lead back to nine at 25-16 on a pair of Logwood free throws three minutes later, and held a similar margin the rest of the half to enter the break leading 35-27.

New Mexico shot 40 percent from the floor, including 6-of-15 from behind the arc and a perfect 5-for-5 from the charity stripe, compared to Evansville's 33.3 field goal percentage, no three-pointers and 77.8 from the free throw line.

The Lobos opened up a 52-40 lead eight minutes into the second half with threes from McNeal, Simons and Mathis to fire up the crowd and claim the momentum. Four minutes later, another three from Mathis extended the Lobo lead to 19, 62-43.

Senior Joe Furstinger followed with a dunk 30 seconds later and the Lobos continued to run away with the game. An eight-point run fueled by a pair of Logwood layups, a McNeal jumper and a swift jumper from freshman Vladimir Pinchuk increased the lead to 24 with 1:43 left before the final 78-59 score.

The Lobos were able to capitalize on Evansville turnovers, scoring 20 points, while also outscoring the Purple Aces 20-2 on the fast break.

"It feels great (to get the win)," Maluach said. "There's not a better feeling than winning in front of your home crowd. We're a resilient group and we like each other a lot. When we win, we win together, and when we lose, we lose together. Hopefully we win more games than we lose."

New Mexico travels to face UTEP in El Paso, Texas on Saturday, Dec. 2 at 7 p.m.

Game #7

Evansville 59 • 5-2

##	Player		Total FG-FGA	3-Ptr FG-FGA	FT-FTA	Rebounds Off	Def	Tot	PF	TP	A	TO	Blk	Stl	Min
14	Chatkevicius, Dainiu	f	1-3	0-0	1-2	4	4	8	2	3	0	0	2	1	23
50	Simmons, Blake	f	3-12	2-6	1-2	0	3	3	1	9	1	3	0	1	35
12	Smith, Dru	g	2-3	1-1	5-5	1	3	4	4	10	1	5	0	0	26
25	Gibson, Duane	g	3-6	0-0	0-0	0	2	2	4	6	4	7	1	3	27
30	Frederking, Noah	g	2-8	0-5	3-3	1	1	2	1	7	0	1	0	0	32
01	Hill, Marty		2-4	0-0	0-0	2	5	7	1	4	1	2	0	0	16
10	Kuhlman, Evan		1-2	0-0	0-0	1	0	1	0	2	0	0	0	0	6
15	Traore, Dalen		2-4	0-0	1-1	3	1	4	1	5	0	0	0	0	13
33	Riley, K.J.		3-7	0-1	7-10	0	1	1	3	13	1	0	0	1	16
35	Hall, John		0-3	0-0	0-0	1	1	2	0	0	0	1	0	0	6
	Team					2	3	5				2			
	Totals		19-52	3-13	18-23	15	24	39	17	59	8	21	3	6	200

FG % 1st Half: 10-30 33.3% 2nd half: 9-22 40.9% Game: 19-52 36.5%
3FG % 1st Half: 0-6 0.0% 2nd half: 3-7 42.9% Game: 3-13 23.1%
FT % 1st Half: 7-9 77.8% 2nd half: 11-14 78.6% Game: 18-23 78.3%
Deadball Rebounds 2

New Mexico 78 • 3-4

##	Player		Total FG-FGA	3-Ptr FG-FGA	FT-FTA	Rebounds Off	Def	Tot	PF	TP	A	TO	Blk	Stl	Min
02	LOGWOOD, Sam	f	6-9	0-0	2-2	1	4	5	3	14	1	4	0	0	22
05	FURSTINGER, Joe	f	1-5	0-2	0-0	0	5	5	3	2	6	1	2	1	22
01	McNEAL, Chris	g	5-8	2-4	1-1	0	2	2	2	13	1	1	0	2	29
14	KUIPER, Dane	g	2-6	2-4	0-0	1	3	4	1	6	0	1	0	2	23
31	SIMONS, Troy	g	4-8	4-7	2-2	0	0	0	1	14	0	0	0	3	21
03	JACKSON, Antino		0-4	0-2	2-3	1	3	4	2	2	10	1	0	0	18
10	MALUACH, Makuach		5-6	0-1	0-1	2	1	3	3	10	3	2	1	0	17
11	SIMMONS, Jachai		1-5	1-3	0-0	0	0	0	0	3	2	0	0	0	12
15	PINCHUK, Vladimir		2-4	0-0	0-0	0	3	3	3	4	0	0	1	1	18
32	MATHIS, Anthony		4-6	2-4	0-0	0	0	0	3	10	0	0	0	0	18
	Team					4	0	4				1			
	Totals		30-61	11-27	7-9	9	21	30	21	78	23	11	4	9	200

FG % 1st Half: 12-30 40.0% 2nd half: 18-31 58.1% Game: 30-61 49.2%
3FG % 1st Half: 6-15 40.0% 2nd half: 5-12 41.7% Game: 11-27 40.7%
FT % 1st Half: 5-5 100.0% 2nd half: 2-4 50.0% Game: 7-9 77.8%
Deadball Rebounds 0

Officials: Gerry Pollard, Kipp Kissinger, Randy Heimerman
Technical fouls: Evansville-None. New Mexico-TEAM.
Attendance: 8943

Score by periods	1st	2nd	Total
Evansville	27	32	**59**
New Mexico	35	43	**78**

Points	In Paint	Off T/O	2nd Chance	Fast Break	Bench
UE	30	10	18	2	24
NM	30	20	8	20	29

Score tied - 1 time.
Lead changed - 2 times.

Last FG - UE 2nd-00:00, NM 2nd-00:52.
Largest lead - UE by 1 1st-17:28, NM by 24 2nd-01:43.
UE led for 00:43. NM led for 38:49. Game was tied for 00:28.

Game 8 - New Mexico 76, UTEP 88
Dec. 2, 2017 | Don Haskins Center

Logwood Scores 22, Lobos Falter at UTEP

EL PASO, TEXAS --- Senior Sam Logwood of The University of New Mexico men's basketball team led the Lobos with 22 points on Saturday night for his third game this season registering 20+, but it wasn't enough to earn UNM the win as the Lobos fell to UTEP 88-76 in Don Haskins Center.

Midway through the second half, the Lobos (3-5) got a 14-point Miner lead down to five (61-56) on a 13-4 run before UTEP (2-6) rallied back with an 8-0 run of its own to reclaim the double-digit lead, push it to 15 (71-56) and hold out for the win.

The Lobos knocked down a pair of 3-pointers from juniors Dane Kuiper and Anthony Mathis in the final 45 seconds to reduce the Miner lead to nine (84-75), but UNM was forced to foul and UTEP's free throws sealed the Lobos' fate.

After discussing the Lobos' lackluster play in the first half, head coach Paul Weir spoke about the second-half spark that led UNM to outscore the Miners 45-43 over the final 20 minutes.

"Unfortunately, it was a halftime speech that got us to where we needed to be," coach Weir said. "But just like the Maryland game, it was just too late to come back from 15 on the road, it just doesn't happen every time. We'd like it to, but it just doesn't.

"I don't think I'll think offense was the problem... I think our inability to play defense is getting very troubling. Tonight we just couldn't stop those guys, it's concerning and we just need to improve."

As a team, UNM shot 37.5 percent from the floor compared to 53.7 percent for the Miners however, despite the lopsided overall percentages both teams fired at nearly the same rate from three. UNM went 11-of-31 from behind the arc (35.5 percent) while UTEP was 9-of-24 (37.5 percent). UNM has registered at least 10 3-pointers in five of its seven games.

The Lobos entered the game ranked third in the nation in free throw percentage, but had their lowest performance of the season from the stripe, going 23-for-35 (65.7 percent).

Defensively, the Lobos outrebounded UTEP 37-33 and turned them over 14 times, while committing 14 turnovers of their own. The Miners tallied 16 points off of UNM's turnovers compared to 11 for the Lobos.

Not only did Logwood register his fifth game scoring in double figures this season, but Mathis tallied 13 points for his sixth double-digit game and senior Antino Jackson scored 10 points for his third.

Logwood also added seven rebounds to go along with junior Troy Simons' eight and freshman Vladimir Pinchuk's seven.

The Lobos will return to action on Wednesday, Dec. 6 when they travel to take on Colorado at 7 p.m. MT on the Pac-12 Network.

Game #8

New Mexico 76 • 3-5

##	Player		Total FG-FGA	3-Ptr FG-FGA	FT-FTA	Rebounds Off	Def	Tot	PF	TP	A	TO	Blk	Stl	Min
02	LOGWOOD, Sam	f	8-12	1-1	5-7	3	4	7	3	22	4	3	0	0	30
05	FURSTINGER, Joe	f	0-2	0-1	0-0	0	1	1	5	0	0	3	0	0	12
01	McNEAL, Chris	g	1-5	1-4	6-6	0	3	3	1	9	3	0	0	1	34
11	SIMMONS, Jachai	g	0-3	0-2	0-0	0	1	1	1	0	1	0	0	0	7
14	KUIPER, Dane	g	2-6	2-5	0-0	1	3	4	3	6	0	0	0	0	19
03	JACKSON, Antino		3-6	2-4	2-5	0	4	4	4	10	1	2	0	2	23
10	MALUACH, Makuach		1-1	1-1	2-2	0	0	0	2	5	0	2	0	1	11
15	PINCHUK, Vladimir		2-3	0-0	1-6	1	6	7	3	5	0	0	0	0	25
31	SIMONS, Troy		1-9	1-5	3-5	4	4	8	2	6	1	4	0	0	23
32	MATHIS, Anthony		3-9	3-8	4-4	0	1	1	1	13	1	0	0	0	16
	Team					1	0	1							
	Totals		21-56	11-31	23-35	10	27	37	25	76	11	14	0	4	200

FG % 1st Half: 9-25 36.0% 2nd half: 12-31 38.7% Game: 21-56 37.5%
3FG % 1st Half: 4-16 25.0% 2nd half: 7-15 46.7% Game: 11-31 35.5%
FT % 1st Half: 9-13 69.2% 2nd half: 14-22 63.6% Game: 23-35 65.7%
Deadball Rebounds 6

UTEP 88 • 2-6

##	Player		Total FG-FGA	3-Ptr FG-FGA	FT-FTA	Rebounds Off	Def	Tot	PF	TP	A	TO	Blk	Stl	Min
01	THOMAS, Paul	f	3-5	0-0	4-5	0	5	5	4	10	3	1	0	0	24
02	HARRIS, Omega	g	9-11	4-4	6-6	0	3	3	3	28	2	1	0	1	34
03	GILYARD, Evan	g	1-2	1-1	0-0	0	1	1	1	3	1	3	0	0	9
13	OSBORNE, Isiah	g	3-11	0-6	4-6	0	8	8	3	10	1	1	0	2	35
25	FRAZIER, Keith	g	6-11	2-7	2-2	0	7	7	4	16	1	2	0	1	23
04	SMITH, Tirus		0-0	0-0	1-2	1	1	2	3	1	0	2	0	0	15
11	FLAGGERT, Jake		1-5	1-3	1-2	1	1	2	5	4	2	0	0	0	21
15	MAGEE, Kobe		6-9	1-3	3-4	0	2	2	1	16	0	3	0	0	30
21	TOUCHET, Trey		0-0	0-0	0-0	0	1	1	1	0	0	0	0	0	9
	Team					0	2	2			1				
	Totals		29-54	9-24	21-27	2	31	33	25	88	10	14	0	4	200

FG % 1st Half: 16-28 57.1% 2nd half: 13-26 50.0% Game: 29-54 53.7%
3FG % 1st Half: 5-13 38.5% 2nd half: 4-11 36.4% Game: 9-24 37.5%
FT % 1st Half: 8-10 80.0% 2nd half: 13-17 76.5% Game: 21-27 77.8%
Deadball Rebounds 2

Officials: Rick Randall, Rick O'Neill, Roderick Dixon
Technical fouls: New Mexico-LOGWOOD, Sam. UTEP-None.
Attendance: 6394

Score by periods	1st	2nd	Total
New Mexico	31	45	**76**
UTEP	45	43	**88**

Points	In Paint	Off T/O	2nd Chance	Fast Break	Bench
NM	18	11	8	0	39
UTEP	30	16	1	8	21

Score tied - 1 time.
Lead changed - 1 time.

Last FG - NM 2nd-00:37, UTEP 2nd-01:14.
Largest lead - NM by 2 1st-19:51, UTEP by 15 2nd-05:33.
NM led for 01:00. UTEP led for 38:30. Game was tied for 00:30.

Game 9 - New Mexico 57, Colorado 75
Dec. 6, 2017 | Coors Events Center

Lobos Defeated at Colorado in Second Half

BOULDER, COLO. --- Despite a strong first-half performance, The University of New Mexico men's basketball team suffered a 75-57 loss on the road at Colorado on Wednesday night, letting a two-point halftime margin slip away over the final 10 minutes of the game.

Junior Anthony Mathis led the Lobos (3-6) with 15 points, just one shy of his career-high, as the only Lobo to score in double figures. Mathis went for 5-for-9 from the field including 3-for-6 from three and 2-for-3 from the free throw line.

The Lobos started out strong, turning the Buffalos (7-1) over three times in just the first three minutes, exhibiting an outstanding defense that burst on the scene with arguably the most energy and intensity it has had all season. UNM held the Buffs scoreless for the first two minutes of the game and eventually forced 23 turnovers.

"I think defensively, it was a little bit of a step forward for us tonight, particularly the first 28-29, actually 31-32 minutes," head coach Paul Weir said. "I thought our defensive energy was really good and man if we could just find a way to convert some layups and some free throws I really think it would put us over the top."

The Lobos struggled from the floor going 21-for-71 for a season-low 29.6 percent field-goal percentage while shooting 29.0 percent from three (9-31) on the night.

"We got a lot of really good looks I thought around the rim, (Colorado) just did a really good job of protecting the glass," Weir said. "When you get 20 more shots than your opponent, you usually feel really good about what you did, but we just weren't able to convert a lot of shots around the rim."

The Buffalos shot 50 percent from the floor (26-52) and 60 percent (9-15) from three, taking advantage of their opportunities. CU slowly gained an 11-point lead midway through the first half, but the resilient Lobos went on an 11-2 run to erase the advantage, cutting the Buffalo lead to one, 29-28 with 1:58 left in the first half. The run was capped by a Mathis three and a dunk by freshman Makuach Maluach.

A 3-pointer from junior Troy Simons tied it up at 33 apiece with 43 seconds on the clock and the Buffs put in one more to make it 35-33 at the half.

Maluach nearly tied it up again, attempting to toss in a layup just before the buzzer, but the clock expired just before the shot went in.

The Lobos kept the game close early in the second half, continuing the momentum from the first. A dunk by senior Joe Furstinger tied it up at 35-35 and UNM held the Buffs within six points until the 9:29 mark when Colorado's McKinley Wright hit a jumper to extend the CU lead to eight, 56-48.

Despite a follow-up three from Mathis to cut it back to five, the Buffs took off from there and finished 19-9 for the 18-point victory that included a last-second three from Dominique Collier.

Despite the loss, the Lobos led in several statistical categories including points in the paint (31-30), points off of turnovers (28-7), second-chance points (9-8), fast-break points (11-6) and bench points (36-35).

The Lobos, previously ranked 17th in the nation in free throw percentage, shot a season-low 37.5 percent from the stripe (6-16).

"I think we played with a lot of energy in both halves," Mathis said. "I just think it was a matter of shots going in (in the first half) and then shots not going in (in the second half). Overall I think we played really hard, we're taking steps, it's just one step at a time."

The Lobos look to rebound when they take on New Mexico State in the in-state rivalry rematch at Dreamstyle Arena - The Pit on Saturday night. Tip off is scheduled for 7:02 p.m. on ESPN3.

Game #9

New Mexico 57 • 3-6

##	Player		Total FG-FGA	3-Ptr FG-FGA	FT-FTA	Rebounds Off	Def	Tot	PF	TP	A	TO	Blk	Stl	Min
01	McNEAL, Chris	*	1-6	0-3	2-3	0	2	2	1	4	3	2	0	0	25
02	LOGWOOD, Sam	*	1-7	0-0	0-2	0	3	3	3	2	1	1	0	0	18
03	JACKSON, Antino	*	2-8	2-7	0-0	0	1	1	3	6	1	1	0	2	23
05	FURSTINGER, Joe	*	2-7	0-1	2-5	1	6	7	4	6	0	0	0	1	32
31	SIMONS, Troy	*	1-14	1-9	0-2	0	1	1	1	3	2	0	0	3	23
10	MALUACH, Makuach		3-8	0-0	0-1	3	2	5	2	6	2	1	1	1	19
11	SIMMONS, Jachai		3-7	1-3	0-0	2	1	3	1	7	0	0	0	1	12
14	KUIPER, Dane		2-3	2-2	0-0	1	2	3	5	6	1	0	1	1	13
15	PINCHUK, Vladimir		1-2	0-0	0-0	0	0	0	1	2	0	0	0	0	14
32	MATHIS, Anthony		5-9	3-6	2-3	1	1	2	0	15	0	2	0	1	21
	Team					1	2	3							
	Totals		21-71	9-31	6-16	9	21	30	21	57	10	7	2	10	200

FG % 1st Half: 12-37 32.4% 2nd half: 9-34 26.5% Game: 21-71 29.6%
3FG % 1st Half: 6-16 37.5% 2nd half: 3-15 20.0% Game: 9-31 29.0%
FT % 1st Half: 3-6 50.0% 2nd half: 3-10 30.0% Game: 6-16 37.5%
Deadball Rebounds 2

Colorado 75 • 7-1

##	Player		Total FG-FGA	3-Ptr FG-FGA	FT-FTA	Rebounds Off	Def	Tot	PF	TP	A	TO	Blk	Stl	Min
05	Brown, Deleon	*	3-4	2-2	1-2	0	0	0	1	9	3	5	1	0	23
11	Nikolic, Lazar	*	3-5	1-2	0-2	1	7	8	2	7	2	2	0	0	27
24	King, George	*	3-6	1-2	3-3	2	9	11	5	10	1	4	1	0	21
25	Wright, McKinley	*	5-10	0-1	2-2	3	7	10	0	12	4	5	1	0	35
35	Walton, Dallas	*	1-3	0-0	0-0	2	6	8	5	2	2	2	1	1	15
00	Schwartz, D'Shawn		2-5	1-2	1-2	0	6	6	1	6	0	0	0	1	15
01	Bey, Tyler		0-2	0-0	1-2	1	1	2	0	1	0	1	0	0	13
13	Wright, Namon		4-7	1-1	0-1	0	5	5	0	9	0	3	0	0	17
15	Collier, Dominique		4-8	2-3	6-8	0	2	2	3	16	2	0	0	0	18
23	Siewert, Lucas		1-2	1-2	0-0	0	3	3	4	3	0	1	1	1	16
	Team					0	3	3							
	Totals		26-52	9-15	14-22	9	49	58	21	75	14	23	5	3	200

FG % 1st Half: 12-26 46.2% 2nd half: 14-26 53.8% Game: 26-52 50.0%
3FG % 1st Half: 4-8 50.0% 2nd half: 5-7 71.4% Game: 9-15 60.0%
FT % 1st Half: 7-12 58.3% 2nd half: 7-10 70.0% Game: 14-22 63.6%
Deadball Rebounds 4

Officials: Verne Harris, Gregory Nixon, Michael Greenstein
Technical fouls: New Mexico-None. Colorado-None.
Attendance: 6610

Score by periods	1st	2nd	Total
New Mexico	33	24	**57**
Colorado	35	40	**75**

Points	In Paint	Off T/O	2nd Chance	Fast Break	Bench
NM	31	28	9	11	36
COLO	30	7	8	6	35

Score tied - 2 times.
Lead changed - 0 times.

Last FG - NM 2nd-02:08, COLO 2nd-00:01.
Largest lead - NM None, COLO by 18 2nd-00:01.
NM led for 00:00. COLO led for 37:30. Game was tied for 02:30.

Game 10 - New Mexico 62, NMSU 65
Dec. 9, 2017 | Dreamstyle Arena

Lobos Fall to NMSU in Last-Minute Heartbreaker

ALBUQUERQUE, N.M. --- With 6:40 to go in one of the biggest and most intense rivalries in The University of New Mexico history, the Lobos led the New Mexico State Aggies by eight, 56-48, on Saturday night in Dreamstyle Arena - The Pit before dropping a heartbreaker by a final score of 65-62. The Lobos missed a tough, last-second three-pointer that would have tied the game.

The Lobos (3-7) outshot the Aggies (7-2) from 3-point range 28.6 percent to 20.0 percent and from the free throw line (70.6-50.0) in the outstanding defensive effort while scoring 14 points off of 17 NMSU turnovers.

UNM was led by senior Antino Jackson who compiled 14 points, his second-highest total of the season, including three from behind the arc. Junior Troy Simons posted 13 points and a team-best seven rebounds.

"I think this was just a newer team trying to find its way against a veteran team that's won a lot of games," head coach Paul Weir said. "I think that NMSU knows how to win those (close) games and has the experience to do it, and we're still trying to figure that out.

"These guys are fighting and I can't say anything negative about them ... they are giving it all they've got, we just have to find a way to improve and find a way to win games like this before the season is over."

Despite being down their leading scorer in arguably one of the biggest games of the year, the Lobos battled and went up on the Aggies, who reached the NCAA Tournament last season as the WAC Champions, by as much as nine points with 10 minutes left in the game. Nine points was the largest lead of the game by either team.

Freshman Makuach Maluach earned his first career start on the night. At the 10-minute mark, Maluach slammed a crowd-pleasing, one-handed dunk with unmatched enthusiasm from an excited Lobo crowd.

NMSU responded with three points from the game's leading scorer Zach Lofton, who tallied a game-high 22 points on the night, to cut the Lobo lead to six and eventually whittle UNM's advantage to three, 56-53 with 5:21 left.

The Aggies cut the deficit to one, 57-58 on a Lofton jumper and overtook the Lobos at the 2:34 mark on a Lofton layup, holding on for the win.

Lobo junior Anthony Mathis, who has been hot from behind the arc as of late, got a good look with the seconds winding down, but was forced to shoot from deep at the last second and missed. Mathis is 48.2 percent (27-56) on the season from three. Senior Joe Furstinger nearly got the putback before time expired.

As a team, UNM shot 39.9 percent compared to 42.6 percent for NMSU. The game marked just the second time this season that UNM committed more turnovers than it's opponent (19-17). NMUS outscored the Lobos in the paint, 36-20, but UNM collected more points on the fast break, 11-8. Both teams tallied 13 second-chance points on the night.

The Lobos will have seven days to recuperate from Saturday's game vs. NMSU before taking on Arizona on Saturday, Dec. 16 at Dreamstyle Arena - The Pit on CBS Sports Network at 6 p.m.

Game #10

New Mexico State 65 • 7-2

##	Player		Total FG-FGA	3-Ptr FG-FGA	FT-FTA	Rebounds Off	Def	Tot	PF	TP	A	TO	Blk	Stl	Min
10	Jones, Jemerrio	f	2-6	0-1	4-5	1	9	10	4	8	2	4	1	4	29
11	Wilkins, Johnathon	f	3-4	0-0	0-0	1	3	4	4	6	1	3	2	0	15
12	Harris, AJ	g	5-17	2-7	0-0	3	1	4	1	12	3	2	1	0	33
13	N'Dir, Sidy	g	1-3	0-1	0-0	0	1	1	3	2	1	3	0	1	26
23	Lofton, Zach	g	8-16	1-5	5-12	2	4	6	2	22	2	4	0	2	37
00	Jones, Keyon		2-5	1-4	0-1	0	2	2	1	5	1	0	0	0	16
01	Buchanan, Shunn		0-2	0-1	0-0	0	1	1	0	0	1	0	0	0	9
22	Chuha, Eli		1-3	0-1	0-0	1	1	2	4	2	0	0	0	1	8
35	McCants, Johnny		4-5	0-0	0-0	4	6	10	2	8	0	1	2	0	27
	Team					3	1	4							
	Totals		26-61	4-20	9-18	15	29	44	21	65	11	17	6	8	200

FG % 1st Half: 13-33 39.4% 2nd half: 13-28 46.4% Game: 26-61 42.6%
3FG % 1st Half: 4-12 33.3% 2nd half: 0-8 0.0% Game: 4-20 20.0%
FT % 1st Half: 5-8 62.5% 2nd half: 4-10 40.0% Game: 9-18 50.0%

Deadball Rebounds 2

New Mexico 62 • 3-7

##	Player		Total FG-FGA	3-Ptr FG-FGA	FT-FTA	Rebounds Off	Def	Tot	PF	TP	A	TO	Blk	Stl	Min
05	FURSTINGER, Joe	f	3-3	1-1	0-0	0	1	1	2	7	1	3	2	0	20
10	MALUACH, Makuach	f	3-6	1-3	0-1	1	2	3	2	7	0	2	0	2	24
03	JACKSON, Antino	g	5-13	3-8	1-2	1	2	3	3	14	1	4	0	1	25
11	SIMMONS, Jachai	g	2-6	1-4	0-1	0	2	2	1	5	1	0	0	1	25
31	SIMONS, Troy	g	4-10	1-3	4-4	5	2	7	4	13	0	1	0	0	24
01	MCNEAL, Chris		1-6	0-4	2-3	0	3	3	1	4	2	4	0	0	28
14	KUIPER, Dane		0-2	0-1	0-0	0	4	4	3	0	3	3	1	1	17
15	PINCHUK, Vladimir		2-3	0-0	2-3	1	4	5	3	6	0	1	0	0	18
32	MATHIS, Anthony		1-5	1-4	3-3	0	2	2	1	6	1	0	0	0	19
	Team					1	5	6				1			
	Totals		21-54	8-28	12-17	9	27	36	20	62	9	19	3	5	200

FG % 1st Half: 11-27 40.7% 2nd half: 10-27 37.0% Game: 21-54 38.9%
3FG % 1st Half: 5-14 35.7% 2nd half: 3-14 21.4% Game: 8-28 28.6%
FT % 1st Half: 6-7 85.7% 2nd half: 6-10 60.0% Game: 12-17 70.6%

Deadball Rebounds 0

Officials: David Hall, Eric Curry, Shawn Lehigh
Technical fouls: New Mexico State-None. New Mexico-None.
Attendance: 12768

Score by periods	1st	2nd	Total
New Mexico State	35	30	**65**
New Mexico	33	29	**62**

	Points	In Paint	Off T/O	2nd Chance	Fast Break	Bench
NMSU	36	13	13	8	15	
NM	20	14	13	11	16	

Last FG - NMSU 2nd-01:43, NM 2nd-06:40.
Largest lead - NMSU by 7 1st-06:24, NM by 9 2nd-10:00.
NMSU led for 18:22. NM led for 20:21. Game was tied for 01:17.

Score tied - 3 times.
Lead changed - 15 times.

Game 11 - New Mexico 73, Arizona 89
Dec. 16, 2017 | Dreamstyle Arena

Kuiper scores 24, Lobos battle but fall to #23 Arizona

ALBUQUERQUE, N.M. --- The University of New Mexico men's basketball team battled No. 23 Arizona to an 89-73 loss at Dreamstyle Arena - The Pit on Saturday night in front of an enthusiastic, season-high crowd of 13,207. The Lobos rallied back from a 19-point deficit to trail by just seven with 3:56 remaining, but it wasn't enough to overcome the Wildcats, who shot 64.0 percent from the field.

"I thought the game was played and moving at the pace we wanted," head coach Paul Weir said. "There's another part of our energy level, defensively, that wasn't good enough. It has to get better.

"You do have to give Arizona some credit. They shot the heck out of the basketball tonight. I know those guys are skilled enough to shoot threes and they are special. They really showed how good of a team they are, made a lot of big shots - that is a good basketball team."

The Lobos (3-8) were unable to complete the comeback against the ranked Wildcats despite junior Dane Kuiper's career-best 24-point performance. Kuiper, who was celebrating his birthday, shot 70 percent (7-10) from the field and 75 percent (6-8) from behind the three-point arc, adding a perfect 4-4 from the free throw line. Troy Simons added 12 points on 40 percent (4-10) shooting. Senior Sam Logwood posted eight points in his first game back with the team after his brief leave of absence.

The Lobos shot 38.7 percent as a team, including 35.3 percent from behind the arc and 92.9 percent from the free throw line, but Arizona outscored New Mexico 42-20 in the paint and outrebounded the Lobos 35-23. UNM held the Wildcats to six offensive rebounds and seven second-chance points. In the second half, UNM matched Arizona, both notching 40 points.

After trailing by 15, 72-57, with 9:28 to go in the second half, the Lobos cut the Wildcat lead to eight at 74-66 on baskets from Simons, Logwood and Kuiper. It marked the first time since the 11:57 mark of the first half that the Lobos trailed by less than ten. Kuiper managed to cut the lead to seven twice, first on a three with 5:05 to go and then on a pair of free throws with 3:56 remaining, but the Lobos were unable to close the margin any further.

Arizona (8-3) widened the lead back to double digits and then continued with a commanding 12-point advantage with 1:05 to go, finishing the game on a 7-0 run en route to the 89-73 final.

The Lobos trailed 11-5 three minutes into the game but went on a 5-0 run behind a layup and a 3-point play from Simons to bring the game within one, 11-10. Arizona answered with an 11-3 run over the next two minutes to stretch its lead back to nine, 22-13, but freshman Makuach Maluach hit a three-pointer to cut the lead to six, 22-16.

After another 9-0 streak by the Wildcats, Kuiper added a layup and 3-pointer to keep the Lobos within ten, 31-21.

The Wildcats took their largest lead of the first half on four Allonzo Trier free throws with 18 seconds left as they made the score 49-31. Senior Antino Jackson hit a jumper as time expired to enter halftime trailing by 16, 49-33.

"We just couldn't get a break to go our way," Weir said. "When you're down 16 points, it's just hard to spot somebody that much."

The Lobos shot 41.4 percent from the field in the first half, including 35.7 percent from three. They added another four points from the free throw line, going a perfect 4-for-4 in the half.

UNM and Arizona opened the second half trading 3-point plays to make the score 52-36. Junior Chris McNeal hit his first three of the night off an offensive rebound to cut Arizona's lead to 13, 54-41, with 16:25 on the clock.

Junior Anthony Mathis, who is shooting 48.3 from behind the arc this season, drilled back-to-back threes with 12 minutes to go to make the score 66-54 and prevent Arizona from pulling away, setting up the UNM comeback attempt.

The game marked the first time since Jan. 16, 1999 that Arizona traveled to play in Albuquerque, when the Lobos beat the Wildcats 79-78. When the two teams met last year in Tucson, then-ranked No. 18 Arizona topped New Mexico 77-46. Saturday's contest also marks UNM's first ranked opponent of the season.

New Mexico will stay at home to face Rice in Dreamstyle Arena - The Pit, continuing the Lobos' five-game home stand, on Tuesday, Dec. 19 at 7:30 p.m.

Game #11

Arizona 89 • 8-3

##	Player		Total FG-FGA	3-Ptr FG-FGA	FT-FTA	Rebounds Off	Def	Tot	PF	TP	A	TO	Blk	Stl	Min
14	Ristic, Dusan	f	4-6	0-0	0-0	1	8	9	3	8	1	1	0	0	25
13	Ayton, Deandre	c	7-9	0-0	0-0	2	11	13	1	14	0	1	2	0	36
00	Jackson-Cartwright,P	g	3-5	2-4	0-1	0	2	2	4	8	5	1	0	2	27
01	Alkins, Rawle	g	9-11	3-3	5-5	2	3	5	1	26	2	3	1	1	31
35	Trier, Allonzo	g	6-9	2-2	8-9	0	0	0	1	22	5	2	0	0	37
03	Smith, Dylan		1-4	1-2	0-0	0	3	3	1	3	2	2	1	0	18
05	Randolph, Brandon		2-4	1-2	2-4	0	0	0	1	7	1	0	0	1	14
11	Lee, Ira		0-2	0-0	1-2	1	2	3	2	1	0	1	0	0	10
25	Pinder, Keanu		0-0	0-0	0-0	0	0	0	0	0	0	0	0	0	2
	Team					0	0	0							
	Totals		32-50	9-13	16-21	6	29	35	14	89	17	10	5	4	200

FG % 1st Half: 17-24 70.8% 2nd half: 15-26 57.7% Game: 32-50 64.0%
3FG % 1st Half: 6-7 85.7% 2nd half: 3-6 50.0% Game: 9-13 69.2%
FT % 1st Half: 9-10 90.0% 2nd half: 7-11 63.6% Game: 16-21 76.2%

Deadball Rebounds 2

New Mexico 73 • 3-8

##	Player		Total FG-FGA	3-Ptr FG-FGA	FT-FTA	Rebounds Off	Def	Tot	PF	TP	A	TO	Blk	Stl	Min
05	FURSTINGER, Joe	f	2-5	0-1	3-3	1	4	5	1	7	3	0	0	2	30
14	KUIPER, Dane	f	7-10	6-8	4-4	0	2	2	3	24	0	0	0	0	24
03	JACKSON, Antino	g	2-7	1-3	0-0	0	1	1	3	5	1	3	0	1	19
10	MALUACH, Makuach	g	2-5	1-4	0-0	1	1	2	2	5	2	0	1	0	12
11	SIMMONS, Jachai	g	0-0	0-0	0-0	0	0	0	2	0	1	0	0	0	10
01	MCNEAL, Chris		2-9	2-8	0-0	1	3	4	3	6	2	3	0	1	28
02	LOGWOOD, Sam		3-10	0-1	2-3	3	1	4	1	8	5	0	0	0	26
15	PINCHUK, Vladimir		0-2	0-0	0-0	1	0	1	1	0	0	0	1	0	11
31	SIMONS, Troy		4-10	0-5	4-4	1	0	1	3	12	1	1	0	2	24
32	MATHIS, Anthony		2-4	2-4	0-0	0	0	0	2	6	0	0	0	0	16
	Team					0	3	3							
	Totals		24-62	12-34	13-14	8	15	23	21	73	15	7	2	6	200

FG % 1st Half: 12-29 41.4% 2nd half: 12-33 36.4% Game: 24-62 38.7%
3FG % 1st Half: 5-14 35.7% 2nd half: 7-20 35.0% Game: 12-34 35.3%
FT % 1st Half: 4-4 100.0 2nd half: 9-10 90.0% Game: 13-14 92.9%

Deadball Rebounds 2

Officials: Verne Harris, Randy McCall, Mike Reed
Technical fouls: Arizona-Jackson-Cartwright,P. New Mexico-FURSTINGER, Joe.
Attendance: 13207

Score by periods	1st	2nd	Total
Arizona	49	40	**89**
New Mexico	33	40	**73**

	Points	In Paint	Off T/O	2nd Chance	Fast Break	Bench
ARIZ	42	11	7	18	11	
NM	20	10	13	7	32	

Last FG - ARIZ 2nd-00:23, NM 2nd-05:05.
Largest lead - ARIZ by 19 2nd-19:05, NM None.
ARIZ led for 39:32. NM led for 00:00. Game was tied for 00:28.

Score tied - 0 times.
Lead changed - 0 times.

Game 12 - New Mexico 78, Rice 69
Dec. 19, 2017 | Dreamstyle Arena

Lobos Snap Loss Streak with Victory over Rice

ALBUQUERQUE, NM --- Senior Joe Furstinger recorded his first career double-double (17 points, 12 rebounds) and four other Lobos scored in double digits to lead The University of New Mexico men's basketball team past Rice 78-69 in Dreamstyle Arena - The Pit on Tuesday night.

Furstinger, in his first game of the season off the bench, set career-highs in points and rebounds, breaking his previous bests of 11 in each. His double-double was the first in points and rebounds for the Lobos since senior Sam Logwood recorded 12 points and 11 rebounds last season on Feb. 25 against Wyoming, making it the first for UNM this season.

Tuesday night also marked the third time this season that the Lobos had five players score in double digits. Furstinger led the way with his 17, followed by Logwood (15), juniors Troy Simons (15), Chris McNeal (13) and Dane Kuiper (10). Kuiper also posted a game-high six assists for a new career high.

"I think we all wanted a huge, blowout win - or whatever that may be - to say that we're back and all that, but it's Division I basketball and you have to earn the right to win," head coach Paul Weir said. "I feel like we are earning the right to win, these guys work really hard.

"We spend a lot of time on the court. We spend a lot of time in the film room. We're trying to fix our weaknesses, and so far, these kids have bought in. There's not a lot of kids, at 3-8, that would look at a first-year coach and buy in, but they're still buying in and I'm thankful for that."

The Lobos (4-8) controlled the majority of the game, never trailing past the 16:34 mark of the first half.

Junior Anthony Mathis and freshman Vladimir Pinchuk got their first career starts against the Owls (3-9), and Pinchuk quickly put the Lobos on the board with a layup in the first 40 seconds of play.

The Lobos fell behind three, 10-7 at the 17:16 mark but went on a 5-0 run to take a two-point lead, 12-10, with 16:34 remaining in the half. After being tied at 14, Simons and McNeal hit back-to-back threes to put the Lobos up six, 20-14, with 11:53 on the clock.

UNM widened its lead to nine, 27-18, with a layup from Logwood with 9:12 left to play in the half. The Owls closed the lead to three, 31-28, on a series of layups with six minutes to go. A minute later, the Lobos extended the margin back to eight, 36-28, on a Furstinger layup and Simons three, but Rice went on an 8-0 run to tie the game at 36 with 4:12 on the clock.

New Mexico answered with a 7-2 run to end the half leading 43-38, holding Rice to just two points on a pair of free throws in the last four minutes of play.

The Lobos shot 46.9 percent from the field in the first half, including 27.8 percent from behind the arc and 88.9 percent from the free throw line. New Mexico outrebounded Rice 17-13 in the first half.

Simons opened the second half with a dunk to put New Mexico up seven, 45-38, with 18:48 to go. McNeal drilled a three with 13:56 on the clock to give the Lobos a 10-point lead, 54-44, their largest of the night. They extended that lead to 12, 56-44, on a pair of Furstinger free throws. After Rice closed the Lobo margin to six, 61-55, Simons nailed back-to-back threes within 16 seconds to widen the lead back to 12, 67-55, with 8:41 on the clock.

The Owls continued to edge back into the game, cutting the lead to five, 68-63, but a Furstinger three-point play put the Lobos back up eight, 71-63 with 5:08 to play. Logwood hit a pair of free throws to widen the margin back to ten, 73-63.

Kuiper's two free throws with 28 seconds remaining made him the fifth Lobo to score in double figures, and made the score 78-66. The Owls scored off a free throw and a layup as time expired to make the final 78-69.

New Mexico shot 40.3 percent and finished with 40 rebounds for the first time since the season opener against Northern New Mexico. The Lobos outrebounded the Owls 40-36, marking the third time this season and the first time since Omaha that UNM has outrebounded its opponent. The Lobo bench outscored Rice's 62-28.

The Lobos continue a five-game home stretch as they face Prairie View A&M on Friday, Dec. 22 in Dreamstyle Arena – The Pit at 7 p.m.

Game #12

Rice 69 • 3-9

##	Player		Total FG-FGA	3-Ptr FG-FGA	FT-FTA	Rebounds Off	Def	Tot	PF	TP	A	TO	Blk	Stl	Min
13	OSBORNE, Malik	f	4-7	0-0	4-4	5	6	11	1	12	0	1	1	0	31
00	CASHAW, Connor	g	6-15	1-8	3-4	0	4	4	5	16	3	0	0	3	25
03	ADAMS, Ako	g	2-7	0-4	1-2	1	3	4	2	5	3	2	0	0	30
11	LESTER, Miles	g	4-7	3-5	0-0	0	1	1	3	11	3	2	0	0	30
15	MENCY, Bishop	g	6-14	2-8	1-3	4	6	10	2	15	0	2	0	1	29
10	MARTIN, Robert		1-2	0-0	0-0	0	1	1	1	2	0	3	0	1	21
14	HUNTER, Najja		2-7	0-1	0-0	0	2	2	1	4	2	1	0	0	25
35	HARRISON, Tim		2-3	0-0	0-0	0	1	1	3	4	0	2	1	0	9
	Team					0	2	2							
	Totals		27-62	6-26	9-13	10	26	36	18	69	11	13	2	5	200

FG % 1st Half: 16-30 53.3% 2nd half: 11-32 34.4% Game: 27-62 43.5%
3FG % 1st Half: 3-11 27.3% 2nd half: 3-15 20.0% Game: 6-26 23.1%
FT % 1st Half: 3-3 100.0 2nd half: 6-10 60.0% Game: 9-13 69.2%

Deadball Rebounds 2

New Mexico 78 • 4-8

##	Player		Total FG-FGA	3-Ptr FG-FGA	FT-FTA	Rebounds Off	Def	Tot	PF	TP	A	TO	Blk	Stl	Min
14	KUIPER, Dane	f	2-8	1-6	5-7	1	4	5	3	10	6	0	0	0	24
15	PINCHUK, Vladimir	f	1-1	0-0	2-2	0	1	1	1	4	0	1	1	0	16
03	JACKSON, Antino	g	1-4	0-2	0-0	0	2	2	2	2	2	0	0	0	18
10	MALUACH, Makuach	g	0-1	0-0	0-0	0	0	0	0	0	0	2	0	0	9
32	MATHIS, Anthony	g	0-3	0-3	0-0	0	1	1	2	0	0	2	0	0	11
01	MCNEAL, Chris		4-8	4-8	1-2	0	2	2	0	13	2	0	0	1	26
02	LOGWOOD, Sam		5-14	0-1	5-5	5	4	9	2	15	1	1	0	0	29
05	FURSTINGER, Joe		6-8	0-0	5-5	4	8	12	4	17	2	3	1	0	26
11	SIMMONS, Jachai		1-4	0-1	0-0	0	1	1	0	2	0	2	0	0	13
31	SIMONS, Troy		5-11	4-10	1-2	0	3	3	0	15	3	1	0	4	28
	Team					3	1	4							
	Totals		25-62	9-31	19-23	13	27	40	14	78	16	12	2	5	200

FG % 1st Half: 15-32 46.9% 2nd half: 10-30 33.3% Game: 25-62 40.3%
3FG % 1st Half: 5-18 27.8% 2nd half: 4-13 30.8% Game: 9-31 29.0%
FT % 1st Half: 8-9 88.9% 2nd half: 11-14 78.6% Game: 19-23 82.6%

Deadball Rebounds 2

Officials: Eric Curry, Rick Hartzell, Kelly Self
Technical fouls: Rice-None. New Mexico-None.
Attendance: 9415

Score by periods	1st	2nd	Total
Rice	38	31	**69**
New Mexico	43	35	**78**

	Points	In Paint	Off T/O	2nd Chance	Fast Break	Bench
RICE	28	12	8	9	12	
NM	26	21	12	5	62	

Last FG - RICE 2nd-00:01, NM 2nd-00:46.
Largest lead - RICE by 6 1st-18:22, NM by 12 2nd-13:31.
RICE led for 03:12. NM led for 32:59. Game was tied for 03:49.

Score tied - 3 times.
Lead changed - 1 time.

Game 13 - New Mexico 87, Prairie View A&M 78
Dec. 22, 2017 | Dreamstyle Arena

Lobos Win Second Straight 87-78 over PVAMU

ALBUQUERQUE, N.M. --- Senior Joe Furstinger led The University of New Mexico men's basketball team to its second straight victory, a resounding 87-78 final over Prairie View A&M, on Friday night in Dreamstyle Arena - The Pit. Furstinger registered a career-high 20 points and tallied his second straight career double-double on the night.

One game after setting a career-high 17 points against Rice, Furstinger broke it against the Panthers, shooting 50 percent from the field and adding perfect 12-12 from the free throw line while grabbing 10 rebounds. Twelve free throws ties for third in the Mountain West in a single game this season and also elevates his free throw percentage to 90.2% (37-41) good for first in the league as of stats through Dec. 21.

The Lobos (5-8) shot 46.7 percent from the field, including 36.7 percent from behind the arc. For the second straight game, UNM outrebounded its opponent. The Lobos posted a 39-29 edge on the boards, compiling 15 on offense, the second most in a game this season.

Senior Antino Jackson finished the night with 17 points while junior Dane Kuiper tallied 14 as the third Lobo to reach double figures on the night. Also helping to lead the Lobos was junior Jachai Simmons who posted six points and dished four assists, tying his season high.

Simmons put the Lobos on the board with a dunk in the first minute of play, followed by a Panther jumper and a three from Jackson to put New Mexico ahead 5-2 under two minutes into the game. The Lobos took a five-point lead, 11-6, on a pair of Furstinger free throws with 16:31 on the clock and Prairie View went on a 5-0 run to tie the score at 11, the first of five ties on the night. A Logwood layup put the Lobos back up by two,13-11, with 15:19 to play in the half.

The Panthers (2-11) tied the score again at 16 and took their first and only lead of the night,19-18, on a three with 13:35 remaining. The lead lasted just five seconds as Furstinger regained the lead for the Lobos, 24-21, with two free throws, a layup and a dunk within 55 seconds. Within his first seven minutes on the floor, Furstinger had registered 12 points.

Furstinger hit two more free throws to close scoring for the half with the Lobos leading by eight, 49-41, capping his outstanding 16-point first half that included 10-for-10 from the free throw line.

In the opening 30 seconds of the second half, the Lobos extended their lead to 10, 51-41, as Furstinger made yet another pair of free throws to set his new career-high (12).

Prairie View went on a 9-0 run to make it 51-50 before UNM responded with a 16-2 run over the next four minutes, making it 67-52 UNM. During the stretch, the Lobos nailed four 3-pointers off the hands of junior Troy Simons, Jackson and a pair from Kuiper.

Kuiper's back-to-back threes gave UNM the 15-point lead, the Lobos' largest of the night to that point, with 11:41 on the clock.

The Lobos allowed Prairie View within seven before another Kuiper three and layup put New Mexico up by its largest margin 20, 84-64, with 4:14 to go.

The Panthers chipped away over the final four minutes, narrowing the Lobo lead to nine at the final buzzer, 87-78.

UNM will finish its five-game home stand Wednesday, Dec. 27 at 7 p.m. with its Mountain West opener against Air Force in Dreamstyle Arena - The Pit.

Game #13

Prairie View A&M 78 • 2-11

##	Player		Total FG-FGA	3-Ptr FG-FGA	FT-FTA	Rebounds Off	Def	Tot	PF	TP	A	TO	Blk	Stl	Min
13	Iwin Ellis	f	4-4	0-0	0-0	1	4	5	2	8	1	1	1	0	24
14	Zachary Hamilton	f	11-17	5-7	4-5	2	3	5	1	31	0	0	0	1	28
12	J.D. Wallace	c	2-2	0-0	0-0	1	1	2	2	4	0	0	3	4	30
03	Gary Blackston	g	2-8	1-2	4-5	1	2	3	3	9	6	3	0	1	30
11	Dennis Jones	g	7-10	1-1	0-5	0	0	0	4	15	8	6	0	2	30
00	Troy Thompson		0-2	0-2	0-0	0	0	0	0	0	0	0	0	0	4
01	Keion Alexander		0-0	0-0	0-0	0	1	1	2	0	0	1	2	1	9
04	Juan Hood		0-1	0-0	0-0	0	0	0	0	0	0	0	0	0	0+
21	Shay'Rone Jett		0-3	0-1	0-0	1	0	1	2	0	0	1	0	0	3
22	Shaquille Preston		2-7	0-2	0-0	2	4	6	3	4	1	3	0	0	22
30	Austin Starr		2-4	2-3	1-2	1	2	3	3	7	1	1	0	1	20
	Team					0	3	3							
	Totals		30-58	9-18	9-17	9	20	29	22	78	17	16	6	10	200

FG % 1st Half: 15-28 53.6% 2nd half: 15-30 50.0% Game: 30-58 51.7%
3FG % 1st Half: 4-7 57.1% 2nd half: 5-11 45.5% Game: 9-18 50.0%
FT % 1st Half: 7-13 53.8% 2nd half: 2-4 50.0% Game: 9-17 52.9%

Deadball Rebounds: 3

New Mexico 87 • 5-8

##	Player		Total FG-FGA	3-Ptr FG-FGA	FT-FTA	Rebounds Off	Def	Tot	PF	TP	A	TO	Blk	Stl	Min
05	FURSTINGER, Joe	f	4-8	0-1	12-12	4	6	10	0	20	4	1	0	0	32
15	PINCHUK, Vladimir	f	1-1	0-0	0-1	1	1	2	2	2	1	0	0	0	15
03	JACKSON, Antino	g	6-11	4-8	1-2	0	2	2	2	17	3	2	0	1	19
11	SIMMONS, Jachai	g	2-5	1-3	1-2	0	0	0	2	6	4	0	1	1	21
31	SIMONS, Troy	g	3-10	2-6	0-0	3	1	4	1	8	2	1	1	2	28
01	McNEAL, Chris		2-7	1-5	0-0	0	0	0	2	5	1	3	0	0	23
02	LOGWOOD, Sam		4-7	0-0	0-0	1	3	4	2	8	1	4	0	1	20
10	MALUACH, Makuach		0-1	0-1	4-4	1	2	3	0	4	0	1	1	1	13
14	KUIPER, Dane		5-7	3-4	1-1	0	4	4	3	14	0	2	0	1	19
32	MATHIS, Anthony		1-3	0-2	1-2	1	2	3	2	3	1	0	0	0	10
	Team					4	3	7							
	Totals		28-60	11-30	20-24	15	24	39	16	87	17	14	3	7	200

FG % 1st Half: 14-29 48.3% 2nd half: 14-31 45.2% Game: 28-60 46.7%
3FG % 1st Half: 4-13 30.8% 2nd half: 7-17 41.2% Game: 11-30 36.7%
FT % 1st Half: 17-19 89.5% 2nd half: 3-5 60.0% Game: 20-24 83.3%

Deadball Rebounds: 1

Officials: Mike Scyphers, Gerry Pollard, Winston Stith
Technical fouls: Prairie View A&M-None. New Mexico-None.
Attendance: 9423

Score by periods	1st	2nd	Total
Prairie View A&M	41	37	**78**
New Mexico	49	38	**87**

Points	In Paint	Off T/O	2nd Chance	Fast Break	Bench
PV	38	14	8	25	11
NM	30	25	10	6	34

Last FG - PV 2nd-00:25, NM 2nd-01:32.
Largest lead - PV by 1 1st-13:35, NM by 20 2nd-04:14.
PV led for 00:05. NM led for 36:55. Game was tied for 03:00.

Score tied - 5 times.
Lead changed - 2 times.

Game 14 - New Mexico 87, Air Force 58
Dec. 27, 2017 | Dreamstyle Arena

Lobos Open MW Play with 29-point win over Air Force

ALBUQUERQUE, N.M. --- The University of New Mexico men's basketball team earned its third straight victory on Wednesday night to kick off Mountain West play with a 29-point win over the visiting Air Force Falcons in Dreamstyle Arena - The Pit.

Senior Joe Furstinger registered his third straight double-double, the first Lobo to achieve the feat since the 2015-16 season. With his 12 points and 12 rebounds, Furstinger was one of six Lobos to score in double figures on the night including junior Jachai Simmons who captured his first double-digit game of the season with 15 points.

Simmons led the Lobos (6-8, 1-0 MW) offensively on the evening, followed by junior Dane Kuiper (13), junior Anthony Mathis (11) and seniors Sam Logwood (10) and Antino Jackson (10).

Jackson nearly hit his second point-assist double-double of the season, adding nine assists to his 10 points.

Both UNM and Air Force (6-7, 0-1 MW) opened their first conference game of the season a bit lackluster offensively as the score was 2-0 Air Force nearly five minutes into the game until Furstinger scored the Lobos' first point on a free throw at the 15:18 mark. Head coach Paul Weir attributed the early score to outstanding Lobo defense.

"That first four minutes of the game might have been my favorite four minutes of our season," Weir said. "I think it was like 2-0 and all we were doing was playing defense, and we didn't care about where the ball was going in. It was going to be a war, and I loved that."

The Lobos began pouring on the points however and over the next eight minutes jumped out to a 13-point lead on a 12-0 run. The run was kicked off by back-to-back Kuiper three-pointers and capped with an exciting Simmons-Chris McNeal-Simmons steal and alley-oop as well as a Furstinger dunk.

On the alley-oop, Simmons and McNeal demonstrated teamwork at its finest as Simmons snatched the ball on defense, quickly passed to McNeal and the pair rushed down court. McNeal dished back to Simmons for the fast-break alley-oop that made the crowd of 10,000 shriek.

Jackson hit a three with three seconds left in the first half to put the Lobos up 16, 36-20 at the break. The last time UNM held a team to less than 20 points in the first half was two seasons ago on Jan. 9, 2016 when the Lobos held Utah State to 18.

The Lobos opened the second half on a 10-3 run to get out to a 22-point lead with 15:07 left to play and extended the lead to 28 on back-to-back threes from Simmons with 4:47 to go.

The largest Lobo lead of the night was 31 with 39 seconds left.

UNM will hit the road for a pair of back-to-back conference matchups. The Lobos will face the team picked to finish first in the league this season, Nevada, on Saturday before traveling to Boise State on Wednesday, Jan. 3. Saturday's game at Nevada will be broadcast on AT&T SportsNet while Wednesday will be on ESPN3.

Game #14

Air Force 58 • 6-7, 0-1 MW

##	Player		Total FG-FGA	3-Ptr FG-FGA	FT-FTA	Rebounds Off	Def	Tot	PF	TP	A	TO	Blk	Stl	Min
12	SCOTTIE, Lavelle	f	5-8	0-2	2-3	1	1	2	2	12	0	4	0	0	17
32	MANNING, Ryan	f	0-3	0-2	0-0	0	4	4	2	0	0	2	0	0	15
33	TOOHEY, Frank	c	0-2	0-1	3-4	2	4	6	1	3	0	0	1	0	18
03	TOMES, Sid	g	0-4	0-3	3-4	1	1	2	0	3	1	0	0	1	20
20	LYONS, Trevor	g	2-6	0-0	0-2	0	1	1	4	4	1	2	0	0	24
00	MORRIS, Caleb		1-3	0-0	0-0	1	1	2	0	2	0	0	0	0	4
01	NORMAN, Dane		0-0	0-0	0-0	1	1	2	1	0	0	2	0	0	4
02	SIPLES, CJ		2-4	0-1	0-0	0	1	1	0	4	3	3	0	2	19
05	JOYCE, Chris		0-0	0-0	1-2	1	0	1	0	1	0	0	0	0	4
13	BROWN, LeSean		0-2	0-0	0-0	0	0	0	0	0	1	0	0	0	5
15	VAN, Jacob		1-4	1-2	0-0	0	1	1	1	3	0	0	0	0	13
22	LOUDER, Pervis		3-5	0-1	0-1	0	1	1	0	6	1	1	0	0	15
30	DEWANE, Jonathan		3-4	0-0	2-3	3	0	3	0	8	0	0	0	0	7
34	SWAN, Ryan		3-8	1-2	0-1	1	3	4	2	7	0	0	1	1	17
44	VAN SOELEN, Keaton		2-5	1-2	0-0	2	4	6	2	5	0	2	0	0	18
	Team					2	1	3				1			
	Totals		22-58	3-16	11-20	15	24	39	15	58	7	17	2	4	200

FG % 1st Half: 8-25 32.0% 2nd half: 14-33 42.4% Game: 22-58 37.9%
3FG % 1st Half: 2-9 22.2% 2nd half: 1-7 14.3% Game: 3-16 18.8%
FT % 1st Half: 2-2 100.0 2nd half: 9-18 50.0% Game: 11-20 55.0%

Deadball Rebounds: 2,1

New Mexico 87 • 6-8, 1-0 MW

##	Player		Total FG-FGA	3-Ptr FG-FGA	FT-FTA	Rebounds Off	Def	Tot	PF	TP	A	TO	Blk	Stl	Min
14	KUIPER, Dane	f	4-7	3-5	2-2	0	4	4	3	13	2	0	0	3	25
15	PINCHUK, Vladimir	f	0-0	0-0	0-0	0	1	1	4	0	0	1	1	0	14
01	McNEAL, Chris	g	3-8	1-6	0-0	0	4	4	1	7	4	1	0	0	22
10	MALUACH, Makuach	g	2-4	1-3	2-2	2	3	5	1	7	1	1	0	1	18
31	SIMONS, Troy	g	1-9	0-5	0-0	0	1	1	2	2	2	0	0	0	18
02	LOGWOOD, Sam		3-10	1-2	3-4	0	4	4	2	10	0	1	0	0	22
03	JACKSON, Antino		4-5	2-3	0-0	0	2	2	1	10	9	1	0	1	25
05	FURSTINGER, Joe		5-7	0-0	2-3	6	6	12	2	12	3	1	2	1	26
11	SIMMONS, Jachai		6-7	3-4	0-0	0	2	2	2	15	0	0	1	3	19
32	MATHIS, Anthony		3-5	3-5	2-3	0	1	1	2	11	0	0	0	0	11
	Team					0	0	0				2			
	Totals		31-62	14-33	11-14	7	27	34	20	87	21	8	4	9	200

FG % 1st Half: 12-32 37.5% 2nd half: 19-30 63.3% Game: 31-62 50.0%
3FG % 1st Half: 4-17 23.5% 2nd half: 10-16 62.5% Game: 14-33 42.4%
FT % 1st Half: 8-10 80.0% 2nd half: 3-4 75.0% Game: 11-14 78.6%

Deadball Rebounds: 2,1

Officials: John Higgins, Tony Padilla, Kelly Self
Technical fouls: Air Force-None. New Mexico-None.
Attendance: 10514

Score by periods	1st	2nd	Total
Air Force	20	38	**58**
New Mexico	36	51	**87**

Points	In Paint	Off T/O	2nd Chance	Fast Break	Bench
AF	34	8	12	19	36
NM	26	17	6	33	58

Last FG - AF 2nd-00:25, NM 2nd-00:39.
Largest lead - AF by 2 1st-18:12, NM by 31 2nd-02:48.
AF led for 03:45. NM led for 34:27. Game was tied for 01:48.

Score tied - 1 time.
Lead changed - 3 times.

Game 15 - New Mexico 74, Nevada 77
Dec. 30, 2017 | Lawlor Events Center

Lobos nearly upset defending MW Champs Nevada, 77-74

RENO, NEV. --- The University of New Mexico men's basketball team nearly pulled off an exciting upset over defending Mountain West Champions Nevada on Saturday on the road, falling 77-74 after a missed, last-second 3-point attempt.

The game marks the third tough contest this season that the Lobos have dropped by just one basket including against NMSU and now-ranked No. 10 TCU.

The Lobos (6-9, 1-1 MW) were led by junior Anthony Mathis who posted a career-high 17 points on the night including 5-for-8 from behind the arc. Three more Lobos also added double digits including seniors Sam Logwood (12), Antino Jackson (12) and Joe Furstinger (10).

Not only did Furstinger rack up 10 points, but he also posted 10 rebounds for his fourth straight double-double performance on the season. Jackson nearly notched a double-double of his own, adding eight assists to his 12 points.

"I think our style of play really wore them down most on the defensive end. I thought our quality of shot in the second half was terrific - we had layups, we had threes, we had wide open shots a lot," head coach Paul Weir said. "I'm glad theoretically that some of our things we're trying to do are working, but they're obviously not working enough to win a game."

Nevada (13-3, 2-0 MW) also had four players score in double figures on the day including a pair of 20-point scorers in Caleb Martin (24) and Jordan Caroline (21).

As a team, the Lobos were just barely outshot from the floor 43.9-42.9 percent but held an advantage from behind the arc, 34.4-33.3 percent, and outrebounded the Wolf Pack 41-32.

Trailing 70-63 with 6:01 left to play, the Lobos went on a 7-0 run over 1:06 to tie it up 70-70 with 4:55 left on the clock. The run included back-to-back 3-pointers from Mathis within 30 seconds.

Nevada got back on top, leading by four on a pair of Caleb Martin jumpers to make it 74-70 with 1:59 left.

Martin and Logwood went back and forth to make it 76-74 before Nevada's Caroline hit 1-of-2 free throws to put the Wolf Pack up by three with 17 seconds left.

Mathis attempted a three with seven seconds on the clock, rebounded out of bounds by Nevada, allowing the Lobos a final play. UNM called a timeout and inbounded the ball to junior Chris McNeal in the corner for three, but Nevada's Lindsey Drew came up with the block into the stands and with 2.3 second left, Coach Weir called UNM's final timeout.

The Lobos attempted one last 3-point play but were unable to get the shot off for the 77-74 final.

UNM forced a season-low five turnovers while committing 14. The Lobos did, however, continue their free throw streak, going 81.8 percent from the free throw line (9-of-11) compared to 65.6 percent for the Wolf Pack (19-29).

The Lobos will remain on the road for their next Mountain West matchup. UNM travels to Boise State for an ESPN3 game on Wednesday, Jan. 3 at 7 p.m. MT.

Game #15

New Mexico 74 • 6-9 (1-1 MW)

##	Player		Total FG-FGA	3-Ptr FG-FGA	FT-FTA	Rebounds Off	Def	Tot	PF	TP	A	TO	Blk	Stl	Min
05	FURSTINGER, Joe	f	3-5	0-0	4-6	3	7	10	5	10	4	0	1	0	28
11	SIMMONS, Jachai	f	1-4	1-4	2-2	0	3	3	1	5	0	0	1	1	20
15	PINCHUK, Vladimir	c	0-0	0-0	0-0	0	1	1	1	0	0	0	0	0	12
03	JACKSON, Antino	g	4-9	3-6	1-1	0	2	2	3	12	8	2	0	0	28
14	KUIPER, Dane	g	1-2	0-0	0-0	1	2	3	4	2	0	1	0	0	14
01	McNEAL, Chris		3-8	1-6	0-0	0	2	2	0	7	2	1	0	0	20
02	LOGWOOD, Sam		6-10	0-0	0-0	2	4	6	3	12	0	5	0	0	30
10	MALUACH, Makuach		2-4	1-2	0-0	0	1	1	1	5	0	2	0	0	10
31	SIMONS, Troy		2-10	0-6	0-0	1	0	1	2	4	0	2	0	1	19
32	MATHIS, Anthony		5-11	5-8	2-2	1	4	5	0	17	1	0	0	0	19
	Team					6	1	7				1			
	Totals		27-63	11-32	9-11	14	27	41	20	74	15	14	2	2	200

FG % 1st Half: 12-36 33.3% 2nd half: 15-27 55.6% Game: 27-63 42.9%
3FG % 1st Half: 5-19 26.3% 2nd half: 6-13 46.2% Game: 11-32 34.4%
FT % 1st Half: 5-6 83.3% 2nd half: 4-5 80.0% Game: 9-11 81.8%

Deadball Rebounds: 1

Nevada 77 • 13-3 (2-0 MW)

##	Player		Total FG-FGA	3-Ptr FG-FGA	FT-FTA	Rebounds Off	Def	Tot	PF	TP	A	TO	Blk	Stl	Min
10	MARTIN, Caleb	f	9-15	3-7	3-6	0	2	2	3	24	3	0	0	3	33
24	CAROLINE, Jordan	f	6-11	2-3	7-11	4	6	10	1	21	0	1	0	1	35
11	MARTIN, Cody	g	3-6	0-2	0-1	2	5	7	1	6	5	1	2	2	37
14	DREW, Lindsey	g	4-9	0-0	5-6	3	4	7	3	13	4	1	3	1	31
21	STEPHENS, Kendall	g	3-12	3-10	2-3	0	2	2	2	11	1	1	1	0	35
01	TOOLEY, Charlie		0-0	0-0	0-0	0	0	0	0	0	0	0	0	0	0+
04	WILLIAMS, Darien		0-0	0-0	0-0	0	0	0	0	0	0	0	0	0	4
12	FOSTER, Elijah		0-1	0-0	0-0	0	2	2	0	0	0	0	0	0	4
13	COOKE, Hallice		0-3	0-2	2-2	1	1	2	3	2	3	1	0	0	21
	Team					0	0	0							
	Totals		25-57	8-24	19-29	10	22	32	13	77	16	5	6	7	200

FG % 1st Half: 12-29 41.4% 2nd half: 13-28 46.4% Game: 25-57 43.9%
3FG % 1st Half: 5-12 41.7% 2nd half: 3-12 25.0% Game: 8-24 33.3%
FT % 1st Half: 13-15 86.7% 2nd half: 6-14 42.9% Game: 19-29 65.5%

Deadball Rebounds: 6

Officials: Verne Harris, Bob Staffen, Frank Harvey III
Technical fouls: New Mexico-None. Nevada-None.
Attendance: 9530

Score by periods	1st	2nd	Total
New Mexico	34	40	**74**
Nevada	42	35	**77**

Points	In Paint	Off T/O	2nd Chance	Fast Break	Bench
NM	26	4	13	5	45
NV	30	20	8	14	2

Last FG - NM 2nd-00:55, NV 2nd-01:15.
Largest lead - NM by 1 1st-19:32, NV by 12 1st-03:31.
NM led for 00:53. NV led for 36:13. Game was tied for 02:54.

Score tied - 3 times.
Lead changed - 4 times.

Game 16 - New Mexico 62, Boise State 90
Jan. 3, 2018 | Taco Bell Arena

Late Run Not Enough, Lobos Fall at Boise State

BOISE, IDAHO--- A 15-1 second-half run was not enough to turn the game around on Wednesday night as The University of New Mexico men's basketball team suffered a 90-62 loss at the hands of the (RV) Boise State Broncos on the road.

The Broncos (13-2, 3-0 MW) took an early 13-0 lead four minutes into the game after a flawless defensive effort left the Lobos (6-10, 1-2 MW) scoreless until junior Anthony Mathis opened the scoring with a 3-pointer at the 15:40 mark.

The three would mark Mathis' first of three on the night as the junior went 3-for-7 from behind the arc, 5-of-11 from the floor for a total of 13 points.

The Lobos were led by senior Joe Furstinger who posted 15 points for his fifth straight game scoring in double digits. He finished four rebounds shy of his fifth straight double-double.

Leading the way for Boise State was sophomore Justinian Jessup who posted a career-high 23 points for the Broncos.

"Boise just played a lot harder than we did, especially to start the game," head coach Paul Weir said. "We just couldn't finish around the rim. Their length around the rim really bothered us and we left a lot of points there."

The Lobos shot 34.9 percent from the floor (22-63) compared to 59.4 percent for the Broncos (38-64). UNM was also outshot behind the arc, 22.2-44.4 percent. The Lobos did, however, hold the advantage from the free throw line, shooting 80 percent (12-15) compared to 50 percent (6-12).

UNM also held an edge in turnovers, forcing 17 while committing just 13.

Wednesday's game snaps the Lobos' four-win streak over the Broncos as UNM has swept Boise State over the past two seasons.

Boise State led by 23 at the half, 45-22, and extended the lead to its largest of the night, 35, with 11:31 left on the clock in the second half. The lead marks the most of any opponent so far this season.

The Lobos exploded for a 15-1 run to close the gap to 21 points on five points from Furstinger, threes from Mathis and junior Dane Kuiper and two points apiece from seniors Sam Logwood and Antino Jackson. The run lasted 3:08 and was ended by a layup from Boise State's Robin Jorch to make it 70-47 with 7:51 left.

The Broncos ran away with the game from there, posting a 9-0 run with three minutes left to put the game out of reach.

UNM will return to action on Saturday, Jan. 6 at home against San José State at 7 p.m. on the Mountain West Network.

Game 17 - New Mexico 80, San José State 47
Jan. 6, 2018 | Dreamstyle Arena

Lobos Rout San José State, 80-47

ALBUQUERQUE, N.M. --- The University of New Mexico men's basketball team returned to .500 in Mountain West play on Saturday night with an 80-47 victory over San José State in Dreamstyle Arena - The Pit. The Lobos improve to 7-10, 2-2 in the league while the Spartans fall to 3-12, 0-4 MW.

Freshman Makuach Maluach led the Lobos in scoring for the first time in his young career, tallying 15 points while going 6-for-9 from the floor, 2-for-2 from behind the arc. He was one of five Lobos to score in double figures including junior Chris McNeal (12), junior Anthony Mathis (12), senior Antino Jackson (11) and senior Joe Furstinger (10).

The Lobos have had five or more players score in double digits in five games this season.

Furstinger just missed another double-double, posting 10 points and a game-high nine rebounds. He did, however, post his sixth straight game scoring in double figures, collect a career-best five steals, drilling his third career 3-pointer and adding four assists and two blocks to his stat line.

Mathis and junior Jachai Simmons each notched a career-high in rebounds, bringing down six and four, respectively.

As a team, the Lobos outshot the Spartans 46.7 percent to 31.8 percent and went 13-for-36 from behind the arc (36.1 percent) compared to 3-for-11 (27.3 percent) for SJSU. The last time the Lobos held an opponent to less than 35 percent from the floor was on March 4, 2017 against San Diego State (31.5 percent).

"I thought we played much better defense and were able to get some stops, particularly at the start of both halves," head coach Paul Weir said. "We were a little more contained and a little more control-oriented.

"On the defensive end, we worked really hard to keep the ball out of the post."

The Lobos entered Saturday night's contest ranked 15th in the nation in both turnover margin (4.6) and turnovers forced (17.56) and did not disappoint in the categories against SJSU. UNM forced 20 turnovers and committed just six, a season-low for the Lobos. UNM accumulated 28 points off of turnovers compared to just one point for SJSU.

"Generating turnovers is great we've done a great job of that this year," Weir said. "It's completing it on the other end and getting points out of (turnovers) that we need. Tonight was probably one of the first nights that we were able to do that almost all season."

The Spartans' 47 points marks a season low for a Lobo opponent. SJSU tallied 23 points in the first half and 24 in the second, marking the second-and third-lowest allowed by the Lobos in a half this season.

The Lobos got out to as much as a 12-point lead, 18-6, in just the first 8:13, posting an 11-0 run over 1:24 that included back-to-back 3-pointers by Jackson and another from Maluach.

SJSU responded with a 7-0 run of their own to pull the game back within five,18-10 and again 20-15 with 7:47 left in the first half.

From there, the Lobos took off and never looked back, getting back out to a double-digit lead with 3:29 left in the half, never relinquishing it.

McNeal put the Lobos up by 16 at the half, 39-23, and the Lobos continued to build in the second, allowing the Spartans no closer than 20 points over the final 16:54 of the game. UNM's largest lead of the game, 35, came with 37 seconds left on the clock on a dunk by Simmons, assisted by redshirt-junior Mike Mondragon. Mondragon also scored his first career points in his two minutes on the floor.

The Lobos will remain at home as they take on Wyoming on Wednesday, Jan. 10 in Dreamstyle Arena at 7 p.m. The game will be broadcast on the Mountain West Network.

Game 18 - New Mexico 75, Wyoming 66
Jan. 10, 2018 | Dreamstyle Arena

Lobos Win Second Straight, Topple Wyoming 75-66

ALBUQUERQUE, N.M. --- Behind a season-high 20 points from senior Antino Jackson and senior Joe Furstinger's fifth double-double of the season, The University of New Mexico men's basketball team posted a 75-66 victory over Wyoming in Dreamstyle Arena - The Pit on Wednesday night.

New Mexico (8-10, 3-2 MW) claimed its second consecutive win after a 33-point rout of San José State on Saturday. The Cowboys (11-6, 2-2 MW) dropped their second conference game of the season after taking down (RV) Boise State in overtime on Saturday at home.

The Lobos trailed by five at the half, 32-27, but rallied in the second for a comeback victory. Prior to Wednesday's matchup, UNM was 0-9 when trailing at the half while Wyoming was 6-0 when leading.

Four Lobos scored in double figures on the night including Jackson with his most as a Lobo (20), Furstinger (17), freshman Makuach Maluach (17) and junior Anthony Mathis (16). Junior Chris McNeal also added five points on the night.

"These guys, they defy logic. I don't want to get too emotional or too prideful or whatever, but this is as amazing of a group as I've ever been around," head coach Paul Weir said. "To win a game like this tonight against a team that has beaten the best teams in our league, this is big for us."

The Lobos shot 46.0 percent from the field, including 41.7 percent from behind the arc and 76.0 percent from the free-throw line. Jackson led the squad firing at a clip of 58.3 percent (7-12), 57.1 percent (4-7) from three while adding four assists and season-best four steals.

Maluach put the Lobos on the board with a jumper in the first minute of play, and UNM took a 7-2 lead with a Furstinger three and Maluach layup. The Cowboys answered with a 7-0 run to lead the Lobos 9-7 with 15:16 left in the first half.

Jackson hit back-to-back threes to put the Lobos ahead 13-11, followed by a Mathis three to extend the lead to five, 16-11, with 12:10 left in the half.

Wyoming went on another burst, posting an 8-0 run midway through the half to take a 23-18 lead with 7:47 on the clock. The Lobos traded baskets with the Cowboys on a pair of Maluach free throws and a Mathis three-pointer to keep the margin at five, trailing 28-23 with 3:02 to go.

The Lobos closed the Cowboy lead to three, 30-27, with a Jackson layup, but a Wyoming bucket at the end of the half left UNM down five at the break.

New Mexico ended the first half with 13 turnovers, forcing only seven, while shooting 41.7 percent (10-24) and 35.7 percent (5-14) from behind the arc. In addition, UNM had allowed Wyoming to shoot 44.8 percent from the field and 50 percent from three (4-8) including 16 points from Justin James.

"It was a pretty spirited half time, I was pretty upset and I think some of our players were pretty upset with some things that we were doing," Weir said. "We were fortunately able to clean that up in the second half and obviously get a really big win."

The Lobos scored the first 11 points of the second half as Jackson hit back-to-back 3-pointers to put the Lobos ahead 33-32 with 18:10 on the clock. A minute later, Jackson added a layup to give UNM a 35-32 lead, and Mathis drilled a three to make the score 38-32 with 16:27 to play.

"I honestly really praise Coach on my second-half efforts," Jackson said. "He really got me going and I was able to help my team. My team was telling me that they need me a lot, and I'm the point guard now, so I have to be there for the guys."

Wyoming closed the Lobo lead back to three, 42-39, but a McNeal three widened the margin back to six, 45-39 with 14:12 left. Following a Wyoming layup, the Lobos increased the margin to seven, 48-41, with free throws from Furstinger and Mathis.

New Mexico took a 10-point lead, 59-49, on a Maluach three with 7:20 to go, then extended it to 12, the largest Lobo lead of the night, 63-51, on a Furstinger layup at the 6:16 mark.

Wyoming chipped away at the 12-point lead but never got closer than six the rest of the way. UNM went 8-for-10 from the free throw line over the final 1:12 of the game.

The Lobos improved to 50 percent from both the field and from three in the second half.

"I think it's our best win of the season, I don't really think there's much question about that," Weir said. "I think that this team is finally starting to buy into and see that you can win on emotion, you can win with passion, you can win with toughness, you can win with work ethic."

New Mexico will hit the road to face Fresno State (12-6, 2-3 MW) on Saturday, Jan. 13 at 5 p.m. MT. The game will be available to watch live on ESPN3.

Game #16

New Mexico 62 • 6-10 1-2 MW

##	Player		Total FG-FGA	3-Ptr FG-FGA	FT-FTA	Rebounds Off	Def	Tot	PF	TP	A	TO	Blk	Stl	Min
05	FURSTINGER, Joe	f	6-10	0-1	3-4	0	6	6	4	15	0	4	0	1	35
14	KUIPER, Dane	f	2-7	1-5	2-3	0	1	1	1	7	2	2	0	2	23
03	JACKSON, Antino	g	2-6	1-3	0-0	2	3	5	2	5	0	3	0	1	27
10	MALUACH, Makuach	g	3-4	0-0	2-2	1	3	4	2	8	1	1	0	0	21
11	SIMMONS, Jachai	g	0-2	0-1	0-0	0	1	1	0	0	0	0	0	0	11
01	McNEAL, Chris		1-10	0-5	0-0	0	3	3	1	2	7	0	0	0	24
02	LOGWOOD, Sam		1-6	0-0	4-4	1	0	1	0	6	0	1	0	0	18
15	PINCHUK, Vladimir		0-0	0-0	1-2	1	1	2	1	1	0	1	0	0	6
31	SIMONS, Troy		2-7	1-5	0-0	0	0	0	4	5	1	1	0	2	15
32	MATHIS, Anthony		5-11	3-7	0-0	0	0	0	1	13	1	0	0	1	20
	Team					0	2	2							
	Totals		22-63	6-27	12-15	5	20	25	16	62	12	13	0	7	200

FG % 1st Half: 9-36 25.0% 2nd half: 13-27 48.1% Game: 22-63 34.9%
3FG % 1st Half: 3-17 17.6% 2nd half: 3-10 30.0% Game: 6-27 22.2%
FT % 1st Half: 1-2 50.0% 2nd half: 11-13 84.6% Game: 12-15 80.0%

Deadball Rebounds 3

Boise State 90 • 13-2 3-0 MW

##	Player		Total FG-FGA	3-Ptr FG-FGA	FT-FTA	Rebounds Off	Def	Tot	PF	TP	A	TO	Blk	Stl	Min
11	HANEY, Zach	f	5-8	0-0	0-1	4	3	7	1	10	1	2	0	0	25
43	SENGFELDER, Chris	f	3-6	0-3	0-0	1	7	8	0	6	0	2	1	0	26
02	WILLIAMS, Lexus	g	5-9	1-2	0-0	0	4	4	4	11	5	4	0	1	31
03	JESSUP, Justinian	g	9-12	5-7	0-0	0	5	5	0	23	5	4	0	2	29
15	HUTCHISON, Chandler	g	6-12	1-3	4-5	1	9	10	3	17	3	2	0	2	31
00	DICKINSON, Marcus		0-1	0-0	0-0	0	1	1	0	0	0	0	0	0	5
01	CHRISTON, Cam		0-0	0-0	0-0	0	0	0	0	0	0	0	0	0	2
05	HARWELL, Malek		0-0	0-0	0-0	0	0	0	0	0	0	0	0	0	1
10	JORCH, Robin		1-2	0-0	1-2	1	1	2	2	3	0	0	0	1	14
21	ALSTON, Derrick		0-0	0-0	0-2	0	0	0	0	0	0	0	0	0	1
22	JARDINE, Casdon		1-1	0-0	0-0	0	0	0	2	2	0	0	0	0	5
33	WACKER, David		0-0	0-0	0-0	0	0	0	0	0	0	0	0	0	1
34	HOBBS, Alex		8-13	1-3	1-2	0	5	5	3	18	4	3	0	2	29
	Team					2	1	3							
	Totals		38-64	8-18	6-12	9	36	45	15	90	18	17	1	8	200

FG % 1st Half: 21-36 58.3% 2nd half: 17-28 60.7% Game: 38-64 59.4%
3FG % 1st Half: 3-10 30.0% 2nd half: 5-8 62.5% Game: 8-18 44.4%
FT % 1st Half: 0-1 0.0% 2nd half: 6-11 54.5% Game: 6-12 50.0%

Deadball Rebounds 3

Officials: David Hall, Larry Spaulding and Rick Randall
Technical fouls: New Mexico-SIMONS, Troy 2. Boise State-HUTCHISON, Chandler; TEAM.
Attendance: 7557

Score by periods	1st	2nd	Total
New Mexico	22	40	**62**
Boise State	45	45	**90**

Points	In Paint	Off T/O	2nd Chance	Fast Break	Bench
NM	28	11	4	8	27
BSU	52	17	15	16	23

Last FG - NM 2nd-00:26, BSU 2nd-01:02.
Largest lead - NM None, BSU by 35 2nd-11:31.
NM led for 00:00. BSU led for 39:47. Game was tied for 00:13.

Score tied - 0 times.
Lead changed - 0 times.

Game #17

San Jose State 47 • 3-12, 0-4 MW

##	Player		Total FG-FGA	3-Ptr FG-FGA	FT-FTA	Rebounds Off	Def	Tot	PF	TP	A	TO	Blk	Stl	Min
05	FISHER, Keith	f	2-3	0-0	0-0	0	3	3	4	4	0	4	0	1	14
32	WELAGE, Ryan	f	6-19	2-4	3-3	3	4	7	2	17	2	5	0	0	37
41	CHASTAIN, Ashtin	c	2-6	0-0	1-4	3	4	7	4	5	0	0	0	0	24
10	NICHOLS, Isaiah	g	1-5	0-3	0-0	0	4	4	2	2	3	1	0	1	26
20	BAUMANN, Noah	g	1-3	1-2	0-0	1	1	2	0	3	0	4	0	0	23
02	CARLISLE, Nai		2-3	0-0	0-0	0	0	0	0	4	0	1	0	0	13
12	SIMMONS, Caleb		0-0	0-0	2-4	0	1	1	1	2	1	2	0	0	9
13	BARRY, Oumar		0-0	0-0	1-2	0	4	4	3	1	0	0	0	1	16
23	MITCHELL, Brandon		0-3	0-1	0-0	0	1	1	1	0	1	2	1	0	15
25	HILLSMAN, Jaycee		0-2	0-1	9-11	1	1	2	2	9	0	1	0	0	23
	Team					2	1	3							
	Totals		14-44	3-11	16-24	10	24	34	19	47	7	20	1	3	200

FG % 1st Half: 7-23 30.4% 2nd half: 7-21 33.3% Game: 14-44 31.8%
3FG % 1st Half: 2-5 40.0% 2nd half: 1-6 16.7% Game: 3-11 27.3%
FT % 1st Half: 7-11 63.6% 2nd half: 9-13 69.2% Game: 16-24 66.7%

Deadball Rebounds 5

New Mexico 80 • 7-10, 2-2 MW

##	Player		Total FG-FGA	3-Ptr FG-FGA	FT-FTA	Rebounds Off	Def	Tot	PF	TP	A	TO	Blk	Stl	Min
05	FURSTINGER, Joe	f	3-5	1-2	3-4	1	8	9	3	10	4	1	2	5	31
14	KUIPER, Dane	f	1-9	1-8	1-2	0	1	1	3	4	3	0	0	2	28
15	PINCHUK, Vladimir	f	2-4	0-0	2-5	2	3	5	2	6	1	0	0	0	21
03	JACKSON, Antino	g	4-6	3-5	0-0	0	0	0	4	11	7	2	0	3	21
32	MATHIS, Anthony	g	4-10	2-8	2-2	1	5	6	4	12	1	0	0	0	23
01	McNEAL, Chris		4-11	2-8	2-4	0	1	1	0	12	4	2	0	0	32
04	MONDRAGON, Mike		1-1	0-0	0-0	0	0	0	0	2	1	0	0	0	2
10	MALUACH, Makuach		6-9	2-2	1-2	3	1	4	4	15	1	0	0	1	23
11	SIMMONS, Jachai		3-5	2-3	0-0	3	1	4	1	8	1	0	0	1	19
	Team					2	2	4			1				
	Totals		28-60	13-36	11-19	12	22	34	21	80	23	6	2	12	200

FG % 1st Half: 14-33 42.4% 2nd half: 14-27 51.9% Game: 28-60 46.7%
3FG % 1st Half: 5-18 27.8% 2nd half: 8-18 44.4% Game: 13-36 36.1%
FT % 1st Half: 6-8 75.0% 2nd half: 5-11 45.5% Game: 11-19 57.9%

Deadball Rebounds 4,1

Officials: Michael Greenstein, Michael Irving, Rick O'Neill
Technical fouls: San Jose State-None. New Mexico-None.
Attendance: 10799

Score by periods	1st	2nd	Total
San Jose State	23	24	**47**
New Mexico	39	41	**80**

Points	In Paint	Off T/O	2nd Chance	Fast Break	Bench
SJ	22	1	4	0	16
NM	30	28	10	20	37

Last FG - SJ 2nd-00:21, NM 2nd-00:37.
Largest lead - SJ by 2 1st-18:50, NM by 35 2nd-00:37.
SJ led for 00:15. NM led for 37:34. Game was tied for 02:11.

Score tied - 1 time.
Lead changed - 1 time.

Game #18

Wyoming 66 • 11-6, 2-2 MW

##	Player		Total FG-FGA	3-Ptr FG-FGA	FT-FTA	Rebounds Off	Def	Tot	PF	TP	A	TO	Blk	Stl	Min
05	HERNDON, Alan	f	3-9	0-0	0-0	3	5	8	2	6	0	2	2	0	31
20	DALTON, Hayden	f	4-10	2-3	0-0	1	7	8	5	10	3	2	1	2	33
01	JAMES, Justin	g	11-18	2-6	7-8	0	3	3	3	31	3	4	0	1	35
10	KELLEY, Cody	g	0-2	0-1	0-0	0	0	0	0	0	1	3	0	0	25
12	MALDONADO, Hunter	g	2-3	0-0	0-0	0	2	2	4	4	0	0	0	1	23
00	REDDING, Nyaires		1-3	0-1	0-0	0	0	0	1	2	0	1	0	0	10
02	MOEMEKA, Andrew		1-1	0-0	1-1	0	0	0	0	3	0	0	1	0	11
03	AKA GORSKI,Alexander		1-2	0-1	0-0	0	1	1	4	2	2	1	0	2	19
24	ADAMS, Louis		3-5	0-0	2-3	0	0	0	2	8	0	5	1	1	13
	Team					0	1	1	1						
	Totals		26-53	4-12	10-12	4	19	23	22	66	9	18	5	7	200

FG % 1st Half: 13-29 44.8% 2nd half: 13-24 54.2% Game: 26-53 49.1%
3FG % 1st Half: 4-8 50.0% 2nd half: 0-4 0.0% Game: 4-12 33.3%
FT % 1st Half: 2-2 100.0 2nd half: 8-10 80.0% Game: 10-12 83.3%

Deadball Rebounds 1,1

New Mexico 75 • 8-10, 3-2 MW

##	Player		Total FG-FGA	3-Ptr FG-FGA	FT-FTA	Rebounds Off	Def	Tot	PF	TP	A	TO	Blk	Stl	Min
05	FURSTINGER, Joe	f	6-11	1-2	4-7	0	10	10	4	17	4	4	2	0	33
11	SIMMONS, Jachai	f	0-2	0-1	0-0	0	2	2	1	0	0	2	0	0	14
14	KUIPER, Dane	f	0-1	0-1	0-0	0	6	6	0	0	1	1	1	1	29
03	JACKSON, Antino	g	7-12	4-7	2-3	1	0	1	5	20	4	3	0	4	28
10	MALUACH, Makuach	g	5-9	1-3	6-6	3	2	5	4	17	3	2	0	2	33
01	McNEAL, Chris		1-4	1-3	2-2	0	0	0	2	5	1	6	0	0	21
15	PINCHUK, Vladimir		0-1	0-0	0-1	1	1	2	2	0	0	0	2	0	14
32	MATHIS, Anthony		4-10	3-7	5-6	3	2	5	0	16	0	2	1	0	28
	Team					2	1	3							
	Totals		23-50	10-24	19-25	10	24	34	18	75	13	20	6	7	200

FG % 1st Half: 10-24 41.7% 2nd half: 13-26 50.0% Game: 23-50 46.0%
3FG % 1st Half: 5-14 35.7% 2nd half: 5-10 50.0% Game: 10-24 41.7%
FT % 1st Half: 2-2 100.0 2nd half: 17-23 73.9% Game: 19-25 76.0%

Deadball Rebounds 3

Officials: Mike Reed, Steve Olson, Chris Rastatter
Technical fouls: Wyoming-TEAM. New Mexico-None.
Attendance: 9846

Score by periods	1st	2nd	Total
Wyoming	32	34	**66**
New Mexico	27	48	**75**

Points	In Paint	Off T/O	2nd Chance	Fast Break	Bench
WYO	42	16	2	14	15
NM	24	23	4	6	21

Last FG - WYO 2nd-00:38, NM 2nd-02:05.
Largest lead - WYO by 5 1st-07:47, NM by 12 2nd-06:16.
WYO led for 12:16. NM led for 25:48. Game was tied for 01:56.

Score tied - 2 times.
Lead changed - 6 times.

Game 19 - New Mexico 80, Fresno State 86
Jan. 13, 2018 | Save Mart Center

Pair Scores Career-High, Lobos Nipped by Fresno State

FRESNO, CALIF. --- Despite career-high scoring performances from true freshman Makuach Maluach and junior Anthony Mathis, The University of New Mexico men's basketball team fell by a nine-point margin, 89-80, on the road at Fresno State on Saturday night.

The Lobos (8-11, 3-3 MW) had three players score in double digits as they blasted their way back from a 14-point deficit in the first half. UNM trailed by just two at halftime, 42-40, and led by five with 10:14 left in the second half, but a late Bulldog run put Fresno State ahead for good in the final eight minutes.

The score was tied 11 times and the lead changed nine times throughout Saturday night's matchup.

New Mexico fired at a clip of 51.9 percent (28-54) on the night, just the third time this season that the Lobos have shot over 50 percent and the first time they have lost when doing so. Fresno State (13-6, 3-3 MW), however, shot an arena-record 65.3 percent from the floor, and a program-record 75 percent (9-12) from three.

"To spot a team like that 27 points (nine threes) on the road, it's going to be really hard to come back from," head coach Paul Weir said. "I just think it opened up the rest of the game. When you shoot the ball like that, you're a really tough team to guard. They just didn't miss out there.

"Their size, their strength, their overall athleticism just really wore on us."

Maluach led the Lobos with 21 points on the night followed by Mathis who notched 18. Junior Chris McNeal also contributed double digits, tallying 16 points, his most since UNM's contest vs. Maryland on Nov. 25 and his fourth highest point total as a Lobo.

Mathis went 6-for-9 from the floor including 4-for-6 from three while Maluach was 8-for-15 overall, 5-for-5 from the charity stripe.

Senior Joe Furstinger neared another double-double, but fell short of his seventh straight game scoring in double digits. He registered eight points and eight rebounds as UNM's next leading scorer.

Senior Antino Jackson added seven points while leading UNM in assists (5) and steals (3).

The Lobos drilled the first shot of the game on a Dane Kuiper three before Fresno State went on a 14-0 run to take an 11-point lead at the 14:58 mark. The Bulldogs extended it to 14, their largest lead of the game, with 11 minutes left in the half before UNM began to whittle it away.

The Lobos went into the bonus with 8:18 left and eventually closed the gap to four on a Maluach layup at the 2:29 mark, 38-34. After a Bulldog layup, Furstinger hit a jumper followed by a pair of Maluach free throws to make it 40-38 with 1:06 left. McNeal hit a layup to tie it with 28 seconds left, 40-40.

A quick jumper with four seconds left put UNM down by two at the half, 42-40.

Maluach scored eight points in the first half and added nine in just the first six minutes of the second. The Lobos claimed a five-point lead 64-59 with 10:14 left on a Jackson 3-pointer and another Maluach layup before Fresno State tied the game for the 11th time at the 8:40 mark, 66-66.

Following the tie, the Bulldogs began to slowly pull away, going on a 12-0 run to take a 78-66 advantage. The Lobos would get no closer than seven the rest of the way.

UNM will remain on the road, traveling to UNLV on Wednesday, Jan. 17 to take on the Runnin' Rebels on ESPN3 at 8 p.m. MT.

Game #19

New Mexico 80 • 8-11, 3-3 MW

##	Player		Total FG-FGA	3-Ptr FG-FGA	FT-FTA	Rebounds Off	Def	Tot	PF	TP	A	TO	Blk	Stl	Min
14	KUIPER, Dane	f	2-6	2-6	0-0	0	3	3	3	6	3	1	0	0	27
15	PINCHUK, Vladimir	f	1-2	0-0	2-2	1	1	2	1	4	0	0	0	0	11
03	JACKSON, Antino	g	3-5	1-3	0-0	0	1	1	1	7	5	5	0	3	25
10	MALUACH, Makuach	g	8-15	0-4	5-5	0	3	3	5	21	1	1	0	0	34
32	MATHIS, Anthony	g	6-9	4-6	2-2	1	1	2	5	18	1	0	0	2	33
01	McNEAL, Chris		4-9	1-5	7-8	0	0	0	4	16	2	0	0	1	25
05	FURSTINGER, Joe		4-7	0-0	0-2	1	7	8	1	8	3	2	2	0	31
11	SIMMONS, Jachai		0-1	0-1	0-0	0	2	2	2	0	2	1	0	0	14
	Team					1	2	3							
	Totals		28-54	8-25	16-19	4	20	24	22	80	17	10	2	6	200

FG % 1st Half: 14-27 51.9% 2nd half: 14-27 51.9% Game: 28-54 51.9%
3FG % 1st Half: 4-13 30.8% 2nd half: 4-12 33.3% Game: 8-25 32.0%
FT % 1st Half: 8-9 88.9% 2nd half: 8-10 80.0% Game: 16-19 84.2%
Deadball Rebounds: 1

Fresno State 89 • 13-6, 3-3 MW

##	Player		Total FG-FGA	3-Ptr FG-FGA	FT-FTA	Rebounds Off	Def	Tot	PF	TP	A	TO	Blk	Stl	Min
11	WILLIAMS, Bryson	f	7-9	0-0	1-1	0	4	4	3	15	3	0	0	0	35
20	BITTNER, Sam	f	1-2	1-1	0-0	1	2	3	2	3	2	1	0	1	19
01	HOPKINS, Jaron	g	6-11	0-0	1-2	1	8	9	1	13	4	2	1	0	34
21	TAYLOR, Deshon	g	5-9	3-5	9-12	0	4	4	2	22	4	3	0	1	34
22	BOWLES, Ray	g	4-4	1-1	5-8	0	1	1	4	14	2	1	0	1	26
05	TAYLOR, Jahmel		6-7	4-5	0-1	0	0	0	1	16	1	0	0	0	24
32	GRIMES, Nate		0-0	0-0	0-0	0	5	5	4	0	0	0	2	0	15
34	CARTER II, Terrell		3-7	0-0	0-0	0	0	0	4	6	0	1	1	0	13
	Team					0	0	0				1			
	Totals		32-49	9-12	16-24	2	24	26	21	89	16	9	4	3	200

FG % 1st Half: 18-26 69.2% 2nd half: 14-23 60.9% Game: 32-49 65.3%
3FG % 1st Half: 4-6 66.7% 2nd half: 5-6 83.3% Game: 9-12 75.0%
FT % 1st Half: 2-3 66.7% 2nd half: 14-21 66.7% Game: 16-24 66.7%
Deadball Rebounds: 3

Officials: Mike Scyphers, Tommy Nunez, Ruben Ramos
Technical fouls: New Mexico-None. Fresno State-None.
Attendance: 6244

Score by periods	1st	2nd	Total
New Mexico	40	40	**80**
Fresno State	42	47	**89**

Points	In Paint	Off T/O	2nd Chance	Fast Break	Bench
NM	38	12	9	4	24
FS	42	10	3	6	22

Last FG - NM 2nd-00:40, FS 2nd-00:56.
Largest lead - NM by 5 2nd-10:14, FS by 14 1st-12:31.
NM led for 04:03. FS led for 29:27. Game was tied for 06:30.

Score tied - 11 times.
Lead changed - 9 times.

Game 20 - New Mexico 85, UNLV 81
Jan. 17, 2018 | Thomas & Mack Center

Lobos Come Back for Road Win, Down UNLV 85-81

LAS VEGAS, NEV. --- Six Lobos scored in double digits on Wednesday night, leading The University of New Mexico men's basketball team to an 85-81 comeback victory over UNLV on the road. The win marks UNM's first on the road this season.

"To get a road win, for us is enormous and against a team of this caliber, a top-100 team, it's growth for us," head coach Paul Weir said. "There's a lot of reasons why these things shouldn't be happening, but we're not asking that in that locker room. We're just doing everything we can to make this team the best it can be."

The Lobos improve to 9-11, 4-3 MW with the victory while UNLV falls to 13-5, 2-3 in league play. UNM also claims

After falling behind by as many as 11 points with just 6:48 remaining in the second half, the Lobos executed a 13-3 run over two minutes to reduce the UNLV lead to just one, 70-69, with 4:22 left.

The Runnin' Rebels extended their lead back to five with 3:26 left, again with 2:14 left and yet again with 1:15 remaining on the clock on a three-pointer from UNLV's Jovan Mooring.

Sharp-shooting Lobo junior Anthony Mathis, who is firing at an outstanding clip of 45.2 percent from behind the arc on the season, responded with a clutch 4-point play, sinking a 3-pointer and a free throw to make it 81-80 with 1:07 left.

With 40 seconds left, Mooring attempted a three that would have put UNLV up four, but missed and Coach Weir followed with a timeout after the clock had reduced to just 27 seconds.

The Lobos needed just two points to claim the lead out of the timeout, burning 16 seconds looking for the right shot. With 11 seconds left, Mathis boldly drilled another three to give the Lobos a two-point advantage, 83-81.

UNLV stopped the clock with a foul and senior Joe Furstinger knocked in his seventh and eighth consecutive three throws with three seconds left on the clock for the 85-81 victory.

UNM was led once again by freshman Makuach Maluach who netted 19 points followed by senior Antino Jackson who tallied 17 and added five assists and four rebounds. Jackson finished 3-for-7 from 3-point land and went 4-for-4 from the free throw line.

Furstinger collected 14 points and nine rebounds - just missing his sixth double-double of the season. Mathis also added 14 points for UNM, going 3-for-9 from three and 3-for-3 from the charity stripe.

Junior Dane Kuiper racked up 10 points for his sixth time finishing in double figures this season, he also finished second on the team with five rebounds. Freshman Vladimir Pinchuck also tallied 10 points for just his second career game in double digits.

For the fourth straight game, just nine Lobos suited up for the contest, including walkon Mike Mondragon. Mondragon played a career-high four minutes.

"These guys are locked in," Weir said. "They're giving it everything they've got and I'm just really happy for them that they get to feel the feeling of a good road win together."

As a team, the Lobos shot 43.8 percent from the field compared to 48.4 percent for UNLV. The Lobos were also outrebounded 40-34, but UNLV went just 15.4 percent from behind the arc compared to UNM's 38.5 percent.

Despite the late UNLV 11-point advantage, the score was tied 10 times during the contest including five lead changes. UNLV outscored UNM 54-34 in the paint and 18-2 on the fast break. The Lobos outscored the Runnin' Rebels 13-12 off of turnovers and 25-18 in bench points.

The Lobos return home on Saturday, Jan. 20 as they take on San Diego State on CBS SportsNet at 5 p.m. MT. Saturday's game will also mark UNM's Domestic Violence Awareness Game during which fans can get $10 tickets (bench rows 1-10) for arriving in purple (the designated color for domestic violence awareness).

Game #20

New Mexico 85 • 9-11, 4-3

##	Player		Total FG-FGA	3-Ptr FG-FGA	FT-FTA	Rebounds Off	Def	Tot	PF	TP	A	TO	Blk	Stl	Min
10	MALUACH, Makuach	f	7-12	2-3	3-4	2	1	3	5	19	1	0	0	0	19
11	SIMMONS, Jachai	f	0-0	0-0	0-0	0	2	2	2	0	0	0	0	2	14
15	PINCHUK, Vladimir	c	5-5	0-0	0-1	0	3	3	1	10	0	0	0	0	25
03	JACKSON, Antino	g	5-15	3-7	4-4	1	3	4	0	17	5	5	0	2	33
32	MATHIS, Anthony	g	4-12	3-9	3-3	0	2	2	3	14	1	0	0	0	29
01	McNEAL, Chris		0-4	0-2	1-2	0	3	3	0	1	0	2	0	0	18
04	MONDRAGON, Mike		0-0	0-0	0-0	0	0	0	1	0	0	2	0	0	4
05	FURSTINGER, Joe		3-8	0-1	8-8	3	6	9	4	14	4	1	0	0	32
14	KUIPER, Dane		4-8	2-4	0-0	3	2	5	4	10	1	1	1	1	26
	Team					2	1	3							
	Totals		28-64	10-26	19-22	11	23	34	20	85	12	11	1	5	200

FG % 1st Half: 12-30 40.0% 2nd half: 16-34 47.1% Game: 28-64 43.8%
3FG % 1st Half: 2-9 22.2% 2nd half: 8-17 47.1% Game: 10-26 38.5%
FT % 1st Half: 9-10 90.0% 2nd half: 10-12 83.3% Game: 19-22 86.4%
Deadball Rebounds: 1

UNLV 81 • 13-5, 2-3

##	Player		Total FG-FGA	3-Ptr FG-FGA	FT-FTA	Rebounds Off	Def	Tot	PF	TP	A	TO	Blk	Stl	Min
10	JUISTON, Shakur	f	7-10	0-0	0-0	4	10	14	3	14	2	3	0	1	36
44	MCCOY, Brandon	f	4-10	0-1	1-3	3	3	6	4	9	0	1	1	0	19
01	CLYBURN, Kris	g	1-8	0-5	1-6	3	1	4	2	3	4	4	1	0	31
24	JOHNSON, Jordan	g	5-12	1-2	8-8	0	2	2	3	19	5	1	0	1	31
30	MOORING, Jovan	g	6-12	1-4	5-7	0	2	2	1	18	3	2	0	1	34
03	HARDY, Amauri		2-5	0-1	2-3	1	0	1	1	6	3	0	1	0	24
11	DEMBELE, Cheickna		1-1	0-0	1-2	1	1	2	1	3	1	0	0	0	5
14	BECK, Tervell		0-0	0-0	0-0	0	1	1	1	0	0	0	0	0	4
34	DIONG, Cheikh Mbacke		4-4	0-0	1-1	0	6	6	4	9	0	1	4	2	16
	Team					1	1	2							
	Totals		30-62	2-13	19-30	13	27	40	20	81	18	12	7	5	200

FG % 1st Half: 14-32 43.8% 2nd half: 16-30 53.3% Game: 30-62 48.4%
3FG % 1st Half: 0-7 0.0% 2nd half: 2-6 33.3% Game: 2-13 15.4%
FT % 1st Half: 7-12 58.3% 2nd half: 12-18 66.7% Game: 19-30 63.3%
Deadball Rebounds: 7

Officials: David Hall, Randy McCall, Verne Harris
Technical fouls: New Mexico-TEAM. UNLV-MCCOY, Brandon.
Attendance: 10546

Score by periods	1st	2nd	Total
New Mexico	35	50	**85**
UNLV	35	46	**81**

Points	In Paint	Off T/O	2nd Chance	Fast Break	Bench
NM	34	13	12	2	25
UNLV	54	12	12	18	18

Last FG - NM 2nd-00:11, UNLV 2nd-01:15.
Largest lead - NM by 7 1st-12:02. UNLV by 11 2nd-06:48.
NM led for 17:58. UNLV led for 17:27. Game was tied for 04:33.

Score tied - 10 times.
Lead changed - 5 times.

Game 21 - New Mexico 79, SDSU 75
Jan. 20, 2018 | Dreamstyle Arena - The Pit

Lobos do it again! UNM executes second-half comeback over SDSU

ALBUQUERQUE, N.M. --- For the second-straight game, The University of New Mexico men's basketball team executed a near-flawless second half to earn a four-point victory over a tough Mountain West opponent on Saturday night. UNM topped San Diego State at Dreamstyle Arena by a score of 79-75, coming back from a 10-point halftime deficit.

The Lobos (10-11, 5-3 MW) outscored the Aztecs (11-7, 3-4 MW) 41-27 in the second half for the win, despite SDSU leading for 32:28 on the night. With the victory, UNM is now riding a six-game win streak at home, is 4-1 over its last five games dressing just nine players and has moved into third place in the league.

"(This team) defies a lot of logic and I am just really proud to be a part of them right now. We've bottled something pretty cool," head coach Paul Weir said. "I don't know how long it's going to keep going, but we are just going to keep grinding and keep working right now. The only bad news from this game is that we are going right back to practice tomorrow morning because that's how we got here."

Senior Antino Jackson and junior Anthony Mathis each posted career-high points in the win. Jackson netted 24, surpassing his previous best of 23 which he achieved twice at Akron. Mathis, who entered the game with a career-best 18 points, scored 15 points in the first half and added six more in the second for a new career-high 21.

Jackson went 6-for-10 from behind the arc while Mathis was 4-for-7, contributing a combined 10 of UNM's 13 3-pointers on the night. Jackson also led the Lobos with six assists and did not commit a single turnover.

"On offense, I'm trying to take advantage of the freedom Coach Weir has given me to make plays, be efficient and to be the best I can be," Jackson said. "Our defense was kind of questionable in the first half, so our biggest thing coming into the second half was that we had to make shots, play better defense and get rebounds. And I think that's what we did. We made the adjustments, and that was the biggest thing."

Senior Joe Furstinger registered his sixth double-double, racking up 12 points and 10 rebounds. Freshman Makuach Maluach also turned in a huge effort for UNM, scoring 15 points that included a 6-for-7 stretch at the charity stripe.

Down by 12, 55-43, at the 17:04 mark, the Lobos reduced the SDSU lead to five over a 3:25 stretch, making it 55-50 on a Mathis and a Chris McNeal three as well as a Furstinger free throw.

The Aztecs extended their lead back to seven on layup before a Jackson three reduced it to four, 57-53, with 12:35 remaining.

The game continued in the same fashion, SDSU extending the lead, UNM closing the gap with a clutch three, until the final five minutes.

SDSU led by seven, 73-66, with 5:00 on the clock before UNM executed a 6-0 run on a pair of Jackson free throws, a Mathis three and another free throw from Maluach to cut the deficit to one, 73-72 with 3:42 left.

Just 43 seconds later, that 6-0 run turned into a 9-0 run as Jackson hit yet another three to take the lead for the first time since the 13:39 mark in the first half, 75-73, as the announced crowd of 11,418 roared.

A Pope dunk with 1:51 left tied the game for the second time, 75-75, but with 37 seconds left, Coach Weir took a timeout and with 22 seconds left, Jackson nailed a jumper to reclaim the lead, 77-75. Strong defense on the other end and a Furstinger rebound gave the Lobos the ball back and SDSU was forced to foul.

In remarkably similar fashion to Wednesday's game at UNLV, Furstinger clinched the victory with a pair of free throws with just one second left for the win.

The Lobos shot 41.4 percent from the floor and 44.8 percent from behind the arc while SDSU shot 44.3 percent overall and 38.1 percent from the floor. UNM was outrebounded 40-34 and outscored in the paint 34-18. UNM, which entered the game ranked 12th in the nation in turnover margin and turnovers forced, forced 12 turnovers on the night and committed a season-low five.

"The players that are playing right now have amazing courage. We're sticking together and playing our hearts out, every single one of us," Mathis said. "I know I can speak for myself, I'm exhausted, and like Coach Weir says, after every game, you should be exhausted and dead tired, and that's what I am now for sure."

The Lobos are on a bye week, next taking the court on Saturday, January 27 at 7 p.m. MT against Colorado State at home at Dreamstyle Arena - The Pit. The game will air live on ESPN3.

Game #21

San Diego State 75 • 11-7, 3-4 MW

##	Player		Total FG-FGA	3-Ptr FG-FGA	FT-FTA	Rebounds Off	Def	Tot	PF	TP	A	TO	Blk	Stl	Min
05	MCDANIELS, Jalen	f	6-7	0-0	1-1	1	6	7	4	13	0	1	0	0	27
11	MITCHELL, Matt	f	3-5	1-3	0-0	0	2	2	4	7	1	3	0	0	21
21	POPE, Malik	f	5-15	0-1	6-7	3	5	8	1	16	0	1	4	0	31
00	WATSON, Devin	g	5-10	2-3	4-5	1	2	3	3	16	7	3	0	1	33
03	KELL, Trey	g	2-8	1-4	0-0	2	4	6	1	5	2	3	0	1	30
10	MONTANA, Max		3-8	2-5	0-0	1	5	6	2	8	3	0	1	0	20
20	SCHAKEL, Jordan		2-4	2-4	0-0	0	1	1	5	6	0	0	1	1	18
24	NARAIN, Nolan		0-0	0-0	2-2	0	1	1	2	2	0	0	0	0	2
42	HEMSLEY, Jeremy		1-4	0-1	0-0	1	1	2	2	2	0	1	0	0	16
45	ROOKS, Kameron		0-0	0-0	0-0	0	0	0	1	0	0	0	0	0	2
	Team					3	1	4							
	Totals		27-61	8-21	13-15	12	28	40	25	75	13	12	6	3	200

FG % 1st Half: 19-35 54.3% 2nd half: 8-26 30.8% Game: 27-61 44.3%
3FG % 1st Half: 5-11 45.5% 2nd half: 3-10 30.0% Game: 8-21 38.1%
FT % 1st Half: 5-5 100.0 2nd half: 8-10 80.0% Game: 13-15 86.7%
Deadball Rebounds: 1

New Mexico 79 • 10-11,5-3 MW

##	Player		Total FG-FGA	3-Ptr FG-FGA	FT-FTA	Rebounds Off	Def	Tot	PF	TP	A	TO	Blk	Stl	Min
05	FURSTINGER, Joe	f	3-6	0-0	6-9	2	8	10	4	12	3	1	1	1	34
11	SIMMONS, Jachai	f	0-2	0-0	0-1	4	1	5	2	0	0	0	0	1	17
15	PINCHUK, Vladimir	f	0-0	0-0	1-2	1	1	2	0	1	0	2	1	0	17
03	JACKSON, Antino	g	8-12	6-10	2-2	0	1	1	2	24	6	0	0	1	28
32	MATHIS, Anthony	g	7-12	4-7	3-3	0	5	5	3	21	0	0	0	1	34
01	McNEAL, Chris		2-6	2-3	0-1	0	1	1	3	6	3	1	0	0	17
04	MONDRAGON, Mike		0-0	0-0	0-0	0	0	0	0	0	0	0	0	0	1
10	MALUACH, Makuach		4-13	1-4	6-7	0	1	1	2	15	1	0	1	0	27
14	KUIPER, Dane		0-7	0-5	0-0	0	3	3	0	0	0	1	0	0	25
	Team					4	2	6							
	Totals		24-58	13-29	18-25	11	23	34	16	79	13	5	3	4	200

FG % 1st Half: 13-32 40.6% 2nd half: 11-26 42.3% Game: 24-58 41.4%
3FG % 1st Half: 5-14 35.7% 2nd half: 8-15 53.3% Game: 13-29 44.8%
FT % 1st Half: 7-10 70.0% 2nd half: 11-15 73.3% Game: 18-25 72.0%
Deadball Rebounds: 2

Officials: Chris Rastatter, Bob Staffen, Bill Vinovich
Technical fouls: San Diego State-None. New Mexico-None.
Attendance: 11418

Score by periods	1st	2nd	Total
San Diego State	48	27	**75**
New Mexico	38	41	**79**

Points	In Paint	Off T/O	2nd Chance	Fast Break	Bench
SDSU	34	5	10	19	18
NM	18	9	8	8	21

Last FG - SDSU 2nd-01:51, NM 2nd-00:22.
Largest lead - SDSU by 13 1st-04:26, NM by 5 1st-17:43.
SDSU led for 32:28. NM led for 03:32. Game was tied for 04:00.

Score tied - 2 times.
Lead changed - 6 times.

Game 22 - New Mexico 80, Colorado State 65
Jan. 27, 2018 | Dreamstyle Arena - The Pit

Three in a row, Lobos take down Rams 80-65

ALBUQUERQUE, N.M. --- The University of New Mexico men's basketball team (11-11, 6-3 MW) forced 23 turnovers and racked up 13 3-pointers en route to its third-straight victory on Saturday night at Dreamstyle Arena - The Pit. The Lobos dominated the visiting Colorado State Rams (10-13, 3-7 MW) by a score of 80-65 to claim a solo third place in the Mountain West.

Four Lobos led the squad scoring in double figures including senior Joe Furstinger (13), junior Anthony Mathis (13) and senior Antino Jackson (12). Junior Troy Simons was the fourth double-digit scorer on the night, also posting a team-best 13 points in his return back to the court. Simons has not played in the last five games for UNM.

Jackson added a season-high 11 assists to his 13 points for UNM's second point-assist double-double of the season. Junior Chris McNeal tallied one in the first game of the season against Northern N.M., which marked the first for a Lobo since March 2, 2014.

"I thought this was a gritty game from the standpoint of 'this was a very easy let-up game' that we could have lost, and I'm proud of the guys for working through and getting a win," head coach Paul Weir said. "But I thought we slipped a little this week. I thought we were a little comfortable all the way around ... we didn't have the same edge. I thought that showed up a little bit tonight and we have to get that back every night."

The Lobos got the scoring started nearly a minute and a half into the the game with a jumper by freshman Vladimir Pinchuk, followed closely by back-to-back layups from CSU's Che Bob and Furstinger to make it 4-2 UNM. Another Ram layup tied it for the second time, 4-4, at the 17:24 mark before Mathis drained his first of four 3-pointers to put UNM ahead - and the Lobos never looked back.

UNM worked to extend its lead to 15, 30-15, by the 8:32 mark on a Simons three before a CSU 10-2 run closed the Lobo lead back to seven, 32-25 with 5:05 left to play in the first half.

Colorado State got as close as six, 38-32, in the final stretch of the first half on a jumper by Deion James with 1:34 left. The Lobos finished the half on a 6-0 run that included a three for Simons and a last-second 3-pointer from Mathis for a 12-point halftime advantage.

Despite leading 44-32 at the half, the Lobos were outrebounded 16-8 in the first 20 minutes. UNM did however outshoot CSU 55.2-54.2 percent from the field and had a 12-2 advantage in turnovers at the break.

In the second half, Colorado State battled back, cutting the Lobo lead to six twice before closing the gap to five points with 9:02 left, 53-48. The Lobos went off on a 11-2 run to reclaim their double-digit lead, 64-50 and did not again allow the lead to dip below 10 points.

Furstinger sealed the Rams' fate with a dunk with 17 seconds left for the 80-65 final. He has been the last Lobo to score in each of UNM's last three victories, icing both comeback victories over UNLV and SDSU with a pair of free throws.

"Yeah, I mean it's always nice going on a little winning streak, but we're still not satisfied," Furstinger said. "We've still got to come out every night and compete with whatever team we play."

UNM dominated possession of the game, coming away with a 23-7 advantage in turnovers while posting nine steals to just four for CSU. Despite the double-digit win, the Lobos were outshot in each category (53.1-51.9% FG, 50.0-38.2% 3FG, 80.0-73.3% FT) and outscored in the paint 38-30. UNM did capitalize on its turnovers, scoring 30 points to just six for CSU off of turnovers. The Lobo bench also outscored that of the Rams 33-11.

The Lobos hit the road for their next two contests as they continue conference play at Utah State on Wednesday, Jan. 31 and again on Saturday, Feb. 3 at San José State. Wednesday's game at Utah State will air on the Mountain West Network at 7 p.m. MT.

Game #12

Colorado State 65 • 10-13, 3-7 MW

##	Player		Total FG-FGA	3-Ptr FG-FGA	FT-FTA	Rebounds Off	Def	Tot	PF	TP	A	TO	Blk	Stl	Min
10	BOB,Che	f	4-5	1-1	0-0	0	1	1	2	9	1	3	0	2	26
20	JAMES,Deion	f	8-15	0-0	1-2	6	3	9	2	17	1	5	1	1	32
03	MITCHELL,Raquan	g	3-10	2-6	0-0	0	3	3	2	8	2	2	0	0	40-
15	BONNER,Anthony	g	2-5	0-0	2-2	0	3	3	4	6	2	3	0	1	27
32	CARVACHO,Nico	g	5-7	0-0	4-4	8	7	15	4	14	2	4	1	0	31
13	JENKINS, Lorenzo		2-5	2-3	0-0	0	2	2	3	6	1	4	0	0	20
14	BERWICK,Robbie		2-2	0-0	1-2	0	0	0	1	5	2	0	0	0	18
21	RYAN,Logan		0-0	0-0	0-0	0	0	0	1	0	0	0	0	0	6
	Team					1	1	2				2			
	Totals		26-49	5-10	8-10	15	20	35	19	65	11	23	2	4	200

FG %	1st Half: 13-24	54.2%	2nd half: 13-25	52.0%	Game: 26-49	53.1%	Deadball Rebounds: 2
3FG %	1st Half: 4-6	66.7%	2nd half: 1-4	25.0%	Game: 5-10	50.0%	
FT %	1st Half: 2-2	100.0	2nd half: 6-8	75.0%	Game: 8-10	80.0%	

New Mexico 80 • 11-11, 6-3 MW

##	Player		Total FG-FGA	3-Ptr FG-FGA	FT-FTA	Rebounds Off	Def	Tot	PF	TP	A	TO	Blk	Stl	Min
05	FURSTINGER, Joe	f	6-9	0-1	1-2	1	3	4	1	13	2	1	1	2	33
15	PINCHUK, Vladimir	f	3-5	0-0	1-2	1	0	1	2	7	0	1	1	0	17
03	JACKSON, Antino	g	4-8	2-6	2-3	0	0	0	2	12	11	1	0	2	28
14	KUIPER, Dane	g	0-3	0-3	2-2	0	1	1	1	2	4	0	2	0	25
32	MATHIS, Anthony	g	4-9	4-9	1-2	1	1	2	3	13	0	0	0	0	26
01	McNEAL, Chris		1-5	1-4	0-0	0	1	1	0	3	1	0	0	1	15
10	MALUACH, Makuach		3-5	1-3	2-2	1	2	3	2	9	3	3	0	0	30
11	SIMMONS, Jachai		3-4	2-3	0-0	0	0	0	1	8	1	0	0	0	9
31	SIMONS, Troy		4-6	3-5	2-2	1	0	1	0	13	1	1	0	4	17
	Team					2	0	2	1						
	Totals		28-54	13-34	11-15	7	8	15	13	80	23	7	4	9	200

FG %	1st Half: 16-29	55.2%	2nd half: 12-25	48.0%	Game: 28-54	51.9%	Deadball Rebounds: 3
3FG %	1st Half: 8-18	44.4%	2nd half: 5-16	31.3%	Game: 13-34	38.2%	
FT %	1st Half: 4-6	66.7%	2nd half: 7-9	77.8%	Game: 11-15	73.3%	

Officials: Randy McCall, Shawn Lehigh, Ryan McDaniel
Technical fouls: Colorado State-MITCHELL,Raquan. New Mexico-TEAM.
Attendance: 12438

Score by periods	1st	2nd	Total
Colorado State	32	33	**65**
New Mexico	44	36	**80**

Points	In Paint	Off T/O	2nd Chance	Fast Break	Bench
CSU	38	6	16	8	11
NM	30	30	10	16	33

Last FG - CSU 2nd-01:24, NM 2nd-00:17.
Largest lead - CSU None, NM by 15 1st-08:32.
CSU led for 00:00. NM led for 38:05. Game was tied for 01:55.

Score tied - 2 times.
Lead changed - 0 times.