




2018 BASEBALL GAME NOTES

NEW MEXICO LOBOS

MW CHAMPION '00, '11, '12, '13, '14, '17 / MW TOURNAMENT CHAMPION '11, '12, '16

Baseball Contact: Frank Mercogliano · Phone: 505-410-4844 · Email: fmercog@unm.edu
GoLobos.com ·  @UNMLoboBaseball ·  @unmlobobaseball ·  /UNMLobosBaseball

2018 SCHEDULE/RESULTS

Overall: 12-22-1 H: 6-9-1 A: 3-10 N: 3-3
MW: 6-12 H: 3-6 A: 3-6
Current streak: Lost 9

FEBRUARY

16	vs. #2 Oregon State	Surprise, Ariz.	L 2-5
17	vs. Cal Poly	Surprise, Ariz.	W 3-1 (10)
18	vs. Gonzaga	Surprise, Ariz.	L 3-4
19	vs. #2 Oregon State	Surprise, Ariz.	L 3-15
22	Central Michigan	Santa Ana Star Field	W 20-9
23	Central Michigan	Santa Ana Star Field	W 6-0
24	Central Michigan	Santa Ana Star Field	W 8-7
25	Central Michigan	Santa Ana Star Field	T 6-6 (10)

MARCH

2	Nevada*	Santa Ana Star Field	L 5-9
3	Nevada*	Santa Ana Star Field	W 8-5
4	Nevada*	Santa Ana Star Field	L 8-13
7	at #3 Texas Tech	Lubbock, Texas	L 2-7
9	at Fresno State*	Fresno, Calif.	W 5-4
10	at Fresno State*	Fresno, Calif.	L 1-5
11	at Fresno State*	Fresno, Calif.	L 4-5
12	at Cal Poly	San Luis Obispo, Calif.	L 4-5 (10)
13	at Pepperdine	Malibu, Calif.	L 7-11
16	vs. Columbia	Houston, Texas	W 10-9 (11)
16	at Houston	Houston, Texas	L 0-1
17	vs. Columbia	Houston, Texas	W 3-1
23	Air Force*	Santa Ana Star Field	L 4-10
24	Air Force*	Santa Ana Star Field	W 12-11 (10)
25	Air Force*	Santa Ana Star Field	W 7-4
29	at San Diego State*	San Diego, Calif.	W 5-4
30	at San Diego State*	San Diego, Calif.	W 9-5
31	at San Diego State*	San Diego, Calif.	L 2-3

APRIL

2	Arizona	Santa Ana Star Field	L 6-16
6	Fresno State*	Santa Ana Star Field	L 5-15
7	Fresno State*	Santa Ana Star Field	L 6-7 (11)
8	Fresno State*	Santa Ana Star Field	L 6-11
10	New Mexico State	Santa Ana Star Field	L 1-9
13	at Nevada*	Reno, Nev.	L 2-15
14	at Nevada*	Reno, Nev.	L 2-5
15	at Nevada*	Reno, Nev.	L 1-14
17	No. 4 Texas Tech	Santa Ana Star Field	L 9-20
20	UNLV*	Santa Ana Star Field	W 8-5
21	UNLV*	Santa Ana Star Field	W 11-2
22	UNLV*	Santa Ana Star Field	L 3-8
24	at Grand Canyon	Phoenix, Ariz.	8 p.m.
25	at Grand Canyon	Phoenix, Ariz.	2 p.m.
27	at San Jose State*	San Jose, Calif.	7 p.m.
28	at San Jose State*	San Jose, Calif.	4 p.m.
29	at San Jose State*	San Jose, Calif.	1 p.m.

MAY

1	at New Mexico St.	Las Cruces, N.M.	6:05 p.m.
4	San Diego State*	Santa Ana Star Field	6:30 p.m.
5	San Diego State*	Santa Ana Star Field	2 p.m.
6	San Diego State*	Santa Ana Star Field	1 p.m.
8	New Mexico State	Santa Ana Star Field	6:30 p.m.
11	at Air Force*	USAF Academy, Colo.	3 p.m.
12	at Air Force*	USAF Academy, Colo.	1 p.m.
13	at Air Force*	USAF Academy, Colo.	1 p.m.
18	UC Davis	Santa Ana Star Field	6:30 p.m.
19	UC Davis	Santa Ana Star Field	2 p.m.
20	UC Davis	Santa Ana Star Field	1 p.m.

All Times Mountain
* = Mountain West Game



NEW MEXICO LOBOS

(14-23-1 OVERALL, 8-13 MW)

COACH: RAY BIRMINGHAM

RECORD AT UNM: 355-273-3 (11TH SEASON)

OVERALL RECORD: 1,173-601-5 (31ST SEASON)



GRAND CANYON 'LOPES

(22-17 OVERALL, 10-2 WAC)

COACH: ANDY STANKIEWICZ

RECORD AT GCU: 205-157 (7TH SEASON)

OVERALL RECORD: SAME

GAME 39-40 • PHOENIX, ARIZ. BRAZELL FIELD AT GCU BALLPARK

TUESDAY, APRIL 24 • 8 P.M. (MT)
WEDNESDAY, APRIL 25 • 2 P.M. (MT)

ALL-TIME SERIES RECORD VS. GRAND CANYON: 21-11
HOME: 10-3 AWAY: 10-8 NEUTRAL: 1-0

Broadcast Information:

- Live stats: lobostats.com/lobos.statbroadcast.com
- Live stream: Tuesday - <https://www.youtube.com/watch?v=MJqtvnUwrrM>
- Live stream: Wednesday - <https://www.youtube.com/watch?v=rvJ6SAHKETU>
- Radio: None

MOUNTAIN WEST STANDINGS (AS OF 4/23/18)

Pl.	Team	Mountain West				Overall			
		W	L	.PCT	GB	W	L	T	.PCT
1.	Nevada	14	6	.700	---	21	15	0	.600
2.	San Diego State	10	7	.571	4.0	26	14	0	.650
3.	UNLV	10	8	.556	3.5	29	14	0	.674
4.	Air Force	10	10	.500	6.0	18	21	0	.462
5.	Fresno State	9	12	.429	6.0	23	16	0	.590
6.	New Mexico	8	13	.381	8.0	14	23	1	.382
7.	San Jose State	6	11	.353	7.5	16	22	0	.421

NEW MEXICO HITTERS

2	GARRETT GOULDSMITH	INF
R/R	5-9/175 Fr/HS	5/25/1999 Rio Rancho, N.M./Rio Rancho HS
<ul style="list-style-type: none"> A three-time all-state player in two different states, his junior and senior year in New Mexico for Rio Rancho High and coach Ron Murphy and in 2015 for Reno High School in Reno, Nevada Named a Collegiate Baseball and Perfect Game All-American in 2017 ... Hit .465 with four home runs, 22 RBI and 28 stolen bases his senior year ... Was the District 1-6A Player of the Year in his junior year after hitting .562 with three home runs, 12 doubles, five triples and 31 stolen bases ... Made just three errors in his junior year 108 total chances Was also named to the All-Metro team Was a National Honor Society member. ... Also played for the Reno Knights, Louisiana Knights and the Albuquerque Baseball Academy Felix. 		
GOULDSMITH SEASON HIGHS H: 2 (4x, last 4/10 New Mexico St.) BB: 2 (2x, last 3/30 at San Diego St.) R: 3 (4/21 UNLV) SB: 1 (2/23 CMU) RBI: 3 (4/20 UNLV) SO: 2 (2x, last 4/22 UNLV)		
3	HAYDEN SCHILLING	INF/RHP
L/R	5-10/177 Jr/2VL	4/20/1996 Santee, Calif./West Hills HS
<ul style="list-style-type: none"> Parents are David Schilling and Pamela Nunez ... has an older brother, Garrett ... played four years at West Hills HS in Santee, Calif. ... two-time First Team All-East County ... First Team Grossmont Hills in 2013 and Second Team Grossmont Hills in 2014 ... also played one year of football for the Wolfpack Favorite foods are chicken fried steak, California burritos and sweet tea ... favorite movies are Bull Durham and Anchorman (So.) Took on the role as starting shortstop for the Lobos in 2017 and hit .317 with two home runs, nine doubles, a triple, 35 runs, 30 RBI and eight stolen bases in 48 games (42 starts) ... Shined for the Lobos during the Mountain West Tournament, going 4-for-10 with seven RBI in three games ... Had a 12-game hit streak from April 18 to May 7. 		
SCHILLING SEASON HIGHS H: 4 (3x, last 4/7 Fresno State) BB: 2 (4x, last 4/22 UNLV) R: 3 (2/22 CMU) SB: 2 (2x, last 2/24 CMU) RBI: 4 (2/22 CMU) SO: 2 (2/23 CMU)		
5	JUSTIN WATARI	INF
L/R	5-6/155 So/1VL	2/2/1998 Roseville, Calif./Woodcreek HS
<ul style="list-style-type: none"> Has three siblings: Valerie (27), Zachery (15) and Madison (14) ... Was named First team Sierra Foothill League for Woodcreek High School (Roseville, Calif.) and coach Eric Valencia (Fr.) Hit .268 in 35 games (26 starts) for the Lobos, though he led the team with a .474 on-base percentage thanks to 32 walks in those 35 games ... Also had four doubles, 29 runs and 12 RBI ... Collected his first collegiate hit (and stolen base) in his first game in the Lobos' season opener against Binghamton ... Drove in his first collegiate run against San Jose State on March 11 ... Had his first multi-hit game as a Lobo on May 5, going 3-for-5 with two RBI, three runs and a double. 		
WATARI SEASON HIGHS H: 4 (4/17 Texas Tech) BB: 3 (4/7 Fresno State) R: 3 (2x, last 4/21 UNLV) SB: 1 (2x, last 3/25 Air Force) RBI: 2 (3x, last 4/21 UNLV) SO: 1 (10x, last 4/21 UNLV)		
6	BRAYDEN MERRITT	OF
L/R	5-9/165 Fr/HS	6/25/1998 Chandler, Ariz./Hamilton HS
<ul style="list-style-type: none"> A three-year letterman for Hamilton High School and coach Mike Woods ... Helped Hamilton to back-to-back state championships and finished his prep career hitting .369 with three homer runs, 20 doubles, five triples, 57 RBI and 31 stolen bases ... Led Hamilton to a state championship in his junior year by hitting .445 with 21 RBI and 11 stolen bases, earning him Second-Team All-Region and First-Team All-Conference honors Was also a three-year letterman in football ... Was also part of National Honor Society, was on honor roll all four years and graduated with high honors and in the top 10 percent of his class ... Also played for Arizona ASBA, D-Bat Robertson (TX), South Chandler Baseball Club and the Arizona Blaze. 		
MERRITT SEASON HIGHS H: 4 (4/22 UNLV) BB: 1 (6x, 4/10 New Mexico State) R: 3 (3/3 Nevada) SB: 1 (3/24 Air Force) RBI: 2 (3x, last 4/22 UNLV) SO: 2 (2x, last 4/17 Texas Tech)		
7	JEFF DEIMLING	INF
R/R	6-0/195 Jr/RS	11/1/1995 Albuquerque, N.M./NMJC/La Cueva HS
<ul style="list-style-type: none"> Has two siblings: Jamie (23) and Jacque (17) ... Helped lead La Cueva High School (Albuquerque, N.M.) to the 2014 Class 5A state title his senior year while hitting .422 ... Was named Second Team All-State as a senior and selected to the North/South All-Star Game ... Hit .445 as a junior and was named the NMPreps.com North Class 5A Junior of the Year ... Hit .402 as a sophomore and was named the NMPreps.com North Class 5A Sophomore of the Year ... Was a 3x All-Metro player and a 2x all-district player. (So./NMJC) Hit .405 in 56 games (205 at-bats) for New Mexico Junior College ... Hit 12 home runs with 72 RBI (second on the team and 26th in the nation) and 57 runs ... Added 17 doubles and two triples to finish with a slugging percentage of .702 ... Had a 12-game hit streak from Feb. 28-Mar 25 and from April 15-May 6 (including a 10-game stretch of multiple hit games from April 15-30). 		
DEIMLING SEASON HIGHS H: 4 (2/18 vs Gonzaga) BB: 2 (3x, 3/7 at Texas Tech) R: 2 (2x, 3/7 at Texas Tech) SB: 0 RBI: 4 (2/22 CMU) SO: 3 (3/11 at Fresno State)		
9	LARRY LEITHA	OF/RHP
R/R	5-10/186 Jr/TR	1/14/1997 Kerrville, Texas/NMJC/Center Point HS
<ul style="list-style-type: none"> Born in San Antonio, Texas ... Son of Larry Leitha Jr. ... Has two siblings: Bobbi Leitha (16) and Justin Miller (30) ... Enjoys hunting ... Favorite food is steak ... favorite movie is American Sniper. (So./NMJC) Hit .345 with 18 home runs, 15 doubles, seven triples, 61 RBI, 59 runs and 16 stolen bases last season for the Thunderbirds. On the mound, was 2-4 with three saves, a 4.95 ERA and 31 strikeouts in 36.1 innings. (Fr./NMJC): A two-way player for New Mexico Junior College last season, Leitha hit .337 with 11 home runs, 13 doubles, five triples, 21 stolen bases and 41 RBI for a Thunderbirds team that led the NJCAA in extra-base hits and was second in home runs ... Led the T-Birds in saves with three. ... Went 2-1 with a 5.40 ERA and 20 strikeouts in 23.1 innings pitched last season for NMJC. 		
LEITHA SEASON HIGHS H: 1 (4x, last 3/16 at Houston) BB: 1 (2x, 3/9 at Fresno State) R: 1 (2x, 2/24 CMU) SB: 2 (2/22 CMU) RBI: 1 (2x, 2/23 CMU) SO: 2 (3x, 2/24 CMU)		

NEW MEXICO HITTERS

<div> 11 R/R 6-0/181 Fr/HS 4/27/1999 PHILLIP SIKES OF/RHP Paris, Texas/Paris HS </div> <ul style="list-style-type: none"> Four-year letterman for Paris High School and coach Bill Sikes ... In his senior year, hit .400 in 85 at-bats with 26 RBI's, nine doubles, four triples, three home runs and a .527 on-base percentage ... Also pitched in 2017, finishing the year with a 0.83 ERA in 13 appearances and 67.1 innings pitched, striking out 137 batters and walking 17 Was named Texas All-State honorable mention (as a pitcher and a shortstop) his junior year after going 8-2 with a 1.54 ERA and 126 strikeouts in 68 innings while hitting .356 with 19 RBI, 15 runs and 12 stolen bases in 101 at-bats. ... Was also named the Red River Valley Most Valuable Player and the district defensive player of the year ... Tossed a one-hitter with 14 strikeouts in the first game of the 2016 state playoffs and in game two hit a go-ahead three-run home run Was a first-team all-district player as a sophomore and was named the district and Red River Valley Newcomer of the Year 	<div> Last Game: 4/22/18 Last MW Series: 2 GP, 2 GS, 3x6, .500, run, BB, HBP, K Last Homestand: 2 GP, 2 GS, 3x6, .500, run, BB, HBP, K Current Streak: 2 Long Hit Streak: 3 Last Home Run: 4/2/18 Arizona (two on) </div> <div> SIKES SEASON HIGHS H: 2 (3x, last 4/21 UNLV) BB: 1 (3x, last 3/25 Air Force) R: 2 (2/23 CMU) SB: 0 RBI: 3 (4/2 Arizona) SO: 2 (4x, last 3/30 at San Diego St.) </div>
<div> 13 R/R 5-11/200 Fr/RS 5/17/1998 CONNOR MANG INF Los Alamos, N.M./Los Alamos HS </div> <ul style="list-style-type: none"> Helped Los Alamos High School get to the Class 6A state quarterfinals in 2016 and to the semifinals in 2015 ... He's a four-time first-team all-district player at Los Alamos and was all-state for three years. ... Along with his brother Jared already on the Lobos, his other brother Zack played baseball at Otero Junior College and Southwestern Oklahoma State. ... His favorite athlete is Andrew McCutchen. 	<div> Last Game: 4/22/18 Last MW Series: 3 GP, 3 GS, 8x12, .667, 4 runs, 3 2B, 3B, HR, 6 RBI, BB, 2 K Last Homestand: 4 GP, 4 GS, 9x15, .600, 5 runs, 3 2B, 3b 2 HR, 7 RBI, BB, 2 HBP, 2 K, GDP Current Streak: 4 Long Hit Streak: 7 Last Home Run: 4/22/18 UNLV (solo) </div> <div> MANG SEASON HIGHS H: 3 (4x, last 4/22 UNLV) BB: 2 (2x, last 4/7 Fresno State) R: 2 (6x, last 4/20 UNLV) SB: 1 (2x, last 3/17 vs. Columbia) RBI: 4 (2/22 CMU) SO: 2 (2x, last 4/13 at Nevada) </div>
<div> 14 R/R 6-1/228 Fr/RS 6/2/1998 DEREK MARSHALL INF/OF Los Angeles, Calif./Loyola HS </div> <ul style="list-style-type: none"> Redshirted in 2017 	<div> Last Game: 4/20/18 Last MW Series: 1 GP, 1 GS, 1x3, .333, RBI, GDP Last Homestand: 1 GP, 1 GS, 1x4, .240, RBI, GDP Current Streak: 1 Long Hit Streak: 4 Last Home Run: 4/2/18 Arizona (solo) </div> <div> MARSHALL SEASON HIGHS H: 2 (2x, last 4/6 Fresno State) BB: 1 (4x, last 4/14 at Nevada) R: 1 (6x, last 4/2 Arizona) SB: 1 (3/16 vs. Columbia) RBI: 2 (2x, last 4/6 Fresno State) SO: 2 (2x, last 4/7 Fresno State) </div>
<div> 15 R/R 5-10/210 Jr/2VL 10/30/1996 JARED MANG INF Los Alamos, N.M./Los Alamos HS </div> <ul style="list-style-type: none"> Two-time Gatorade New Mexico Player of the Year and five-time First Team All-District at Los Alamos HS ... led the Hilltoppers to the 5A semifinals last year by batting .559 with five home runs, 33 runs and a 1.029 slugging percentage ... had a great season on the mound, too, going 7-1 with a 0.80 ERA and 66 strikeouts in 52.1 innings ... an excellent student as well, was First Team Academic All-District four times and is a member of the National Honor Society. (So.) All-Mountain West Baseball First Team and CoSIDA Academic All-American selection ... Led the team in batting average (.373) and hits (90) ... Second on the team in runs (63), RBI (62) and games played (57) ... Third on the team in doubles (17) and home runs (nine) ... Finished the season with a .573 slugging percentage and a .433 on-base percentage ... Had two five-hit games and two six-RBI games ... Went 3-for-5 with two home runs, six RBI and three runs - including a go-ahead homer in the ninth inning - in a win over San Diego State on April 30 ... Finished the season with 24 multiple-hit games. 	<div> Last Game: 4/22/18 Last MW Series: 3 GP, 3 GS, 4x10, .400, 3 runs, HR, 4 RBI, 3 BB, K Last Homestand: 4 GP, 4 GS, 7x15, .467, 5 runs, 2B, 2 HR, 9 RBI, 3 BB, 3 K Current Streak: 0 Long Hit Streak: 5 Last Home Run: 4/20/18 UNLV (one on) </div> <div> MANG SEASON HIGHS H: 3 (3/24 Air Force) BB: 3 (2/22 CMU) R: 3 (2/22 CMU) SB: 1 (2x, last 3/17 vs. Columbia) RBI: 4 (3/16 vs. Columbia) SO: 3 (2/17 vs. Cal Poly) </div>
<div> 16 R/R 5-9/175 Fr/HS 5/18/1999 RICHARD WARE INF Albuquerque, N.M./La Cueva HS </div> <ul style="list-style-type: none"> During his senior year at La Cueva hit .527 in 91 at-bats ... Had 44 RBI, nine doubles, six triples and 6 home runs for a .956 slugging percentage ... had a .586 on-base percentage and 1.542 OPS in 28 games. 	<div> Last Game: 4/22/18 Last MW Series: 1 GP, run Last Homestand: 2 GP, 0x1, .000, run, K Current Streak: 0 Long Hit Streak: 1 Last Home Run: None </div> <div> WARE SEASON HIGHS H: 2 (3/11 at Cal Poly) BB: 1 (2x, last 3/17 vs. Columbia) R: 1 (3x, last 4/22 UNLV) SB: 0 RBI: 1 (3x, last 3/12 at Cal Poly) SO: 2 (3x, 3/29 at San Diego State) </div>
<div> 17 B/R 6-1/200 Sr/1L 6/24/1996 DANIEL HERRERA C Albuquerque, N.M./NMJC </div> <ul style="list-style-type: none"> Was a First Team All-State catcher at Volcano Vista, helping the Hawks win the 2014 Metro Championship and get to the state quarterfinals in 2014 by hitting .419 with 14 doubles and 21 RBI ... hit 389 as a junior and .356 as a sophomore. (So./NMJC) Hit .312 with eight home runs, nine doubles, four triples and 41 RBI for NMJC in 154 at-bats (50 games) ... hit his first collegiate home run Feb. 13 against Lamar (hit two in the game) ... finished the season with a seven-game hitting streak that included seven RBI and a pair of home runs. ... the switch-hitting catcher threw out 16 runners on 38 stolen base attempts. (Jr.) Hit .247 for the Lobos in 38 games with a home run, three doubles and 15 RBI ... second on the team in putouts with 171 and a .975 fielding percentage ... Hit his first home run as a Lobo at UNLV on March 24 ... Went 1-for-3 with a pair of runs in his UNM debut Feb. 17 against Binghamton. 	<div> Last Game: 4/20/18 Last MW Series: 1 GP, 1 GS, 0x1, .000 Previous Homestand: 2 GP, 1 GS, 1x4, .250, RBI, 2 BB Current Streak: 1 Long Hit Streak: 2 Last Home Run: 3/24/17 at UNLV (2 on) </div> <div> HERRERA SEASON HIGHS H: 1 (6x, last 4/17 Texas Tech) BB: 2 (2x, last 4/17 Texas Tech) R: 1 (3x, last 3/24 Air Force) SB: 1 (2/22 vs CMU) RBI: 1 (4x, last 4/17 Texas Tech) SO: 2 (3/23 Air Force) </div>

NEW MEXICO HITTERS

20 **CHRIS DUNN** **OF/RHP**
R/R 6-0/181 Fr/HS 4/27/1999 Paris, Texas/Paris HS

- Has one sibling, Sydney ... was named a Rawlings-Perfect Game Honorable Mention All-American West Region ... Was an All-Sun-set Division first-team selection ... As a junior hit .416 with four home runs and a .481 on-base percentage ... Favorite athlete is Matt Harvey.

Last Game: 4/22/18
Last MW Series: 2 GP, 1 GS, 1x5, .200, run, 2 K
Last Homestand: 3 GP, 1 GS, 2x8, .250, 2 runs, 3 K
Current Streak: 1 Long Hit Streak: 6
Last Home Run: 3/9 at Fresno State (Solo)

DUNN SEASON HIGHS

H: 3 (2x, last 3/2 vs Nevada) BB: 2 (3/31 at San Diego State)
R: 2 (2/24 vs. CMU) SB: 0
RBI: 3 (3/2 vs Nevada)
SO: 3 (2x, last 4/15 at Nevada)

26 **NICK ATKINS** **INF**
R/R 5-8/155 Fr/RS 1/30/1999 Venice, Calif./Venice HS

- Three-year letterman at Venice High School and coach Kevin Brockway ... Hit .385 in 117 at-bats and 32 games during his senior year, along with 24 RBI's, 12 doubles, and four home runs ... Helped the Gondoliers to a league title (finished 11-1 in league play, 27-7 overall) in 2016 by hitting .504 with three home runs, two triples, 20 doubles, 35 RBI, 52 runs and 18 stolen bases ... As a sophomore hit .410 with three triples, 13 doubles, 24 RBI, 24 runs and 16 stolen bases ... Played club with the Westcoast Braves and the So Cal Giants.

Last Game: 4/7/18
Last MW Series: 2 GP, 1 GS, 0x1, .000, run
Previous Homestand: 3 GP, 1 GS, 1x4, .250, run, K
Current Streak: 1 Long Hit Streak: 1
Last Home Run: None

ATKINS SEASON HIGHS

H: 1 (2x, last 4/2 Arizona) BB: 1 (3/16 vs. Columbia)
R: 1 (2x, last 3/16 vs. Columbia) SB: 0
RBI: 0
SO: 1 (4x, last 4/2 Arizona)

27 **DANIEL ZAKOSEK** **C**
R/R 6-1/228 Fr/RS 6/2/1998 Los Angeles, Calif./Loyola HS

- Hit above .400 during his four-year varsity high school career at Chatsworth High School and coach Tom Meusborn ... Was named first-team all-state, all-area, all-city and all-league and was selected most outstanding player in the city ... Also played club for the So Cal Chicago Cubs Scout Team and the Northridge Bulls.

Last Game: 4/20/18
Last MW Series: 1 GP, 0 GS, 0x1, .000
Previous Homestand: 2 GP, 1 GS, 2x6, .333, RBI
Current Streak: 1 Long Hit Streak: 3
Last Home Run: 3/4/18 vs. Nevada (Solo)

ZAKOZEK SEASON HIGHS

H: 3 (3/13 at Pepperdine) BB: 3 (3/23 Air Force)
R: 1 (6x last 4/2 Arizona) SB: 0
RBI: 3 (3/13 at Pepperdine)
SO: 2 (3/16 vs. Columbia)

42 **ROBBY CAMPILLO** **C**
R/R 6-2/215 So/1VL 10/24/1997 Tucson, Ariz./Salpointe Catholic HS

- Lettered four years at Salpointe Catholic (Tucson, Ariz.) ... Hit .418 his senior year with three home runs, three triples, 11 doubles and 39 RBI in 30 games in helping the Lancers go 22-9 ... Was selected First Team All-Southern Arizona twice (senior and junior year) ... As a junior hit .308 with a home run, three doubles and 17 RBI in helping Salpointe be one of the final three teams in the Arizona Division II state tournament ... As a sophomore hit .389 with six doubles and 14 RBI ... Was a member of the National Society of High School Scholars and was on the Salpointe Catholic Honor Roll since his freshman year.
- (Fr.) Hit .273 in 29 games with 10 RBIs and one home run ... Had 101 putouts and a .992 fielding percentage ... Hit his first career home run May 7 against Air Force ... Had his first career hit Feb. 19 against Binghamton - a two-run double

Last Game: 4/22/18
Last Series: 3 GP, 3 GS, 1x10, .100, run, 2 BB, K
Last Homestand: 3 GP, 3 GS, 1x10, .100, run, 2 BB, K
Current Streak: 0 Long Hit Streak: 4
Last Home Run: 5/7/17 vs. Air Force (solo)

CAMPILLO SEASON HIGHS

H: 2 (4x, last 3/25 Air Force) BB: 2 (2x, last 3/23 Air Force)
R: 2 (3/9 at Fresno State) SB: 0
RBI: 2 (3/25 Air Force)
SO: 2 (2/24 vs CMU)

43 **DANNY COLLIER** **OF**
L/R 6-1/190 Sr/3VL 5/2/1995 Albuquerque, N.M./Sandia HS

- (Jr.) Hit .328, fifth on the team, in 52 games ... led the team in triples with four ... fourth on the team in RBIs with 51 ... fifth on the team in doubles with 13 ... third on the team in stolen bases with six steals on seven attempts ... fifth on the team in on-base percentage at .418 ... Hit his first career home run Feb. 19 against Binghamton ... Went 3-for-3 with a home run, four RBI and four runs against Grand Canyon on March 22.
- (Jr. 2016-injured) Redshirted after suffering season-ending injury 12 games into the season ... Hit .405 with nine RBI, a double and four stolen bases in 37 at-bats prior to injury ... Had a hit in nine of 11 games played ... Went 3-for-5 with four RBI and a run in first start of season against Dallas Baptist on March 5 ... Went 3-for-5 with an RBI, run and stolen base against Nevada on March 11 ... Had two stolen bases against Nevada on March 13.

Last Game: 4/22/18
Last Series: 1 GP, 0x0, .000, BB
Last Homestand: 1 GP, 0x0, .000, BB
Current Streak: 3 Long Hit Streak: 13
Last Home Run: 3/24/18 Air Force (solo, walk-off in 10th)

COLLIER SEASON HIGHS

H: 4 (3/24 Air Force) BB: 2 (2x, last 3/23 Air Force)
R: 3 (2x, last 3/24 Air Force) SB: 2 (3/9 at Fresno State)
RBI: 3 (3/24 Air Force)
SO: 3 (2, last 3/11 at Fresno State)

45 **JEREMY CONANT** **INF**
L/R 6-2/252 Jr/TR 11/19/1996 Alta Loma, Calif./Pasadena City JC

- (So./PCJC) Hit for .429 in 156 at-bats and 39 games ... Hit three home runs and had 44 RBI's ... Had a .495 on-base percentage and a .538 slugging percentage.
- (Fr./PCJC) Hit for .377 in 162 at-bats and 36 games ... Hit four home runs and had 27 RBI's ... Had a .414 on-base percentage and .512 slugging percentage.

Last Game: 3/4/18
Last MW Series: 0 GP
Previous Homestand Trip: 0 GP
Current Streak: 0 Long Hit Streak: 1
Last Home Run: None

CONANT SEASON HIGHS

H: 2 (2/24 vs CMU) BB: 2 (2/25 vs CMU)
R: 1 (2x, last vs Nevada) SB: 0
RBI: 2 (2/24 vs CMU)
SO: 1 (2/18 vs. Gonzaga)

NEW MEXICO PITCHERS

3	HAYDEN SCHILLING				INF/RHP	LAST FIVE APPEARANCES									
L/R	5-10/177	Jr/2VL	4/20/1996	Santee, Calif./West Hills HS				Date	DEC.	IP	H	R	ER	BB	SO
<ul style="list-style-type: none">Parents are David Schilling and Pamela Nunez ... has an older brother, Garrett ... played four years at West Hills HS in Santee, Calif. ... two-time First Team All-East County ... First Team Grossmont Hills in 2013 and Second Team Grossmont Hills in 2014 ... also played one year of football for the WolfpackFavorite foods are chicken fried steak, California burritos and sweet tea ... favorite movies are Bull Durham and Anchorman(So.) Took on the role as starting shortstop for the Lobos in 2017 and hit .317 with two home runs, nine doubles, a triple, 35 runs, 30 RBI and eight stolen bases in 48 games (42 starts) ... Shined for the Lobos during the Mountain West Tournament, going 4-for-10 with seven RBI in three games ... Had a 12-game hit streak from April 18 to May 7.					2/18 vs. Gonzaga				-	0.1	0	0	0	0	0
					3/7 at Texas Tech				-	1.0	0	0	0	1	3
SCHILLING SEASON HIGHS															
IP: 1.0 (3/7 at Texas Tech)				R: 0											
H: 0				BB: 1 (3/7 at Texas Tech)											
K: 3 (3/7 at Texas Tech)				HR: 0											

4	ROBERT GASSER				LHP	LAST FIVE APPEARANCES								
L/L	6-0/165	Fr/HS	5/31/1999	El Dorado Hills, Calif./Oak Ridge HS		Date	DEC.	IP	H	R	ER	BB	SO	
<ul style="list-style-type: none">A three-year letterman at Oak Ridge High School and coach Todd Melton ... Had a 2.12 ERA in 39.2 innings pitched during his senior year, striking out 61 batters and walking 24 without allowing a home run ... Helped guide Oak Ridge to the 2016 Sierra Foothill League championship. ... Was named first-team all-league, second-team all-metro ... Was also part of the Bass Fishing Club at Oak Ridge.					4/2	Arizona	-	1.0	0	0	0	0	1	
					4/8	Fresno State	L 1-2	*2.0	3	6	6	3	2	
					4/15	at Nevada	-	1.1	7	6	6	2	1	
					4/17	Texas Tech	-	2.0	2	2	2	1	3	
					4/22	UNLV	-	2.1	3	2	2	1	4	
					GASSER SEASON HIGHS									
IP: 5.2 (3/3 Nevada)					R: 9 (3/16 vs. Columbia)									
H: 7 (2x, last 4/15 at Nevada)					BB: 4 (2/17 vs. Cal Poly)									
K: 6 (3/24 Air Force)					HR: 2 (24/8 Fresno State)									

10	CODY DYE				RHP	LAST FIVE APPEARANCES							
R/R	6-0/197	So/1VL	11/12/1998	Walnut, Calif./Walnut HS		Date	DEC.	IP	H	R	ER	BB	SO
<ul style="list-style-type: none">Was First Team All-CIF, the Hacienda League MVP and First Team All-Area in 2015 thanks to 10 wins, three saves, a 1.14 ERA and 133 strikeouts in 116.2 innings. ... His father Steve was a minor league pitcher in the Oakland A's system ... His favorite athlete is Clayton Kershaw.(Fr.) Was 1-0 with a 3.55 ERA in 12 appearances and over 12.2 innings ... Recorded 11 strikeouts and 11 walks ... Held opposing batters to a .260 average ... Picked up first career win with a strong effort at New Mexico State on March 28 - going 3.2 scoreless innings and giving up just a lone hit with four strikeouts and no walks.					3/25	Air Force	W 2-3	*7.0	8	4	4	2	8
					3/31	at San Diego St.	L 2-4	*4.1	5	3	3	3	3
					4/7	Fresno State	-	*5.1	12	5	5	2	8
					4/14	at Nevada	L 2-5	*6.1	8	4	4	1	8
					4/21	UNLV	W 3-5	*9.0	7	2	2	4	4
					DYE SEASON HIGHS								
IP: 9.0 (4/22 UNLV)					R: 7 (2/19 vs. Oregon State)								
H: 12 (4/7 Fresno State)					BB: 4 (2x, last 4/22 UNLV)								
K: 8 (4x, last 4/14 at Nevada)					HR: 1 (3/4 vs Nevada)								

11		PHILLIP SIKES			OF/RHP		LAST FIVE APPEARANCES								
R/R	6-0/181	Fr/HS	4/27/1999	Paris, Texas/Paris HS			Date	DEC.	IP	H	R	ER	BB	SO	
<ul style="list-style-type: none">Four-year letterman for Paris High School and coach Bill Sikes ... In his senior year, hit .400 in 85 at-bats with 26 RBI's, nine doubles, four triples, three home runs and a .527 on-base percentage ... Also pitched in 2017, finishing the year with a 0.83 ERA in 13 appearances and 67.1 innings pitched, striking out 137 batters and walking 17Was named Texas All-State honorable mention (as a pitcher and a shortstop) his junior year after going 8-2 with a 1.54 ERA and 126 strikeouts in 68 innings while hitting .356 with 19 RBI, 15 runs and 12 stolen bases in 101 at-bats. ... Was also named the Red River Valley Most Valuable Player and the district defensive player of the year ... Tossed a one-hitter with 14 strikeouts in the first game of the 2016 state playoffs and in game two hit a go-ahead three-run home runWas a first-team all-district player as a sophomore and was named the district and Red River Valley Newcomer of the Year					2/19	vs. Oregon St.	-	0.2	3	3	3	0	0		
					4/2	Arizona	-	1.0	1	0	0	0	2		
					4/10	New Mexico State	-	1.1	3	1	1	0	1		
					4/17	Texas Tech	-	0.1	4	4	4	0	0		
					SIKES SEASON HIGHS										
IP: 1.1 (4/10 New Mexico State)					R: 4 (4/17 Texas Tech)										
H: 4 (4/17 Texas Tech)					BB: 0										
K: 2 (4/2 Arizona)					HR: 2 (4/17 Texas Tech)										

12	NICK KRAUTH				RHP	LAST FIVE APPEARANCES							
R/R	6-1/175	Fr/HS	9/6/1999	Concord, Calif./Northgate HS		Date	DEC.	IP	H	R	ER	BB	SO
<ul style="list-style-type: none">Played at Northgate High School and in his senior year had a 2.20 ERA with a 6-5 record in 11 appearances ... In 66.2 innings pitched as a senior, he struck out 64 batters and walked 20 ... As a junior had a 0.50 ERA in five appearances along with a save ... In 14 innings pitched, struck out 11 batters and walked five ... Had a 3.85 ERA with a 1-2 record in nine appearances during his sophomore year ... In 23.2 innings pitched, he struck out 13 batters and walked 16					2/19	vs. Oregon St.	-	2.2	7	5	2	0	1
					2/22	CMU	-	1.1	5	5	4	2	1
					3/4	Nevada	-	0.2	1	2	2	2	0
					3/10	at Fresno State	-	1.0	1	0	0	0	1
					3/13	at Pepperdine	-	*5.2	3	3	3	1	2
					KRAUTH SEASON HIGHS								
IP: 5.2 (3/11 at Pepperdine)					R: 5 (2x, last 2/22 vs CMU)								
H: 7 (2/19 vs Oregon State)					BB: 2 (2x, last 3/4 vs. Nevada)								
K: 2 (3/11 at Pepperdine)					HR: 1 (3/11 at Pepperdine)								

18	MALACHI EMOND				RHP	LAST FIVE APPEARANCES											
R/R	6-3/215	Jr/TR	7/18/1997	Coventy, Conn./Western Oklahoma JC				Date	DEC.	IP	H	R	ER	BB	SO		
<ul style="list-style-type: none">Made 19 appearances with a 5.88 ERA in 33.2 innings ... Recorded two saves ... Struck out 39 batters.									4/13	at Nevada	-	0.2	2	2	0	1	2
									4/14	at Nevada	-	0.2	2	1	1	0	1
									4/17	Texas Tech	-	1.0	1	1	1	1	0
									4/20	UNLV	-	0.1	0	0	0	2	1
									4/22	UNLV	-	0.1	0	0	0	0	0
									EMOND SEASON HIGHS								
					IP: 4.2 (4/7 Fresno State)								R: 3 (3/24 Air Force)				
					H: 4 (4/7 Fresno State)								BB: 4 (3/24 Air Force)				
					K: 5 (4/2 Arizona)								HR: 1 (3/24 Air Force)				

NEW MEXICO PITCHERS

19 **DREW GILLESPIE** **RHP**
R/R 6-1/192 So/1VL 10/3/1997 Albuquerque, N.M./Sandia HS

- Was a two-time all-state player at Sandia High School in Albuquerque ... Helped the Matadors win the 2015 Metro City Championship ... Went 4-1 with a 0.83 ERA his senior season ... Picked up a win in the Bob Ogas North/South All-Star Classic, giving up no runs on one hit with six strikeouts in five innings of work to help the North beat the South 5-0.
- (Fr) Went 1-1 with a save and a 6.75 ERA in 20 appearances (third on the team) and 25.1 innings pitched ... recorded 23 strikeouts ... Had an impressive collegiate debut against Binghamton on Feb. 18, striking out three in an inning of scoreless relief ... Picked up first collegiate win at Air Force on March 5 ... Collected first career save at San Diego State on April 29.

LAST FIVE APPEARANCES

Date	DEC.	IP	H	R	ER	BB	SO	
4/2	Arizona	-	1.0	4	3	3	1	0
4/8	Fresno State	-	4.1	4	3	3	2	5
4/15	at Nevada	L 2-1	*3.0	8	7	7	0	3
4/20	UNLV	-	1.2	1	0	0	1	1
4/22	UNLV	-	0.0	2	2	2	0	0

GILLESPIE SEASON HIGHS

IP: 4.2 (2/22 CMU) R: 3 (4x, last 4/8 Fresno State)
H: 8 (4/15 at Nevada) BB: 3 (3/7 at Texas Tech)
K: 5 (4/8 Fresno State) HR: 1 (3x, last 4/15 at Nevada)

24 **JAMES HARRINGTON** **RHP**
L/R 6-1/197 Sr/3VL 9/20/1995 Gilbert, Ariz./Mesquite HS

- (Jr.) Made 14 appearances, including five starts, for the Lobos and had a 7.18 ERA in 36.1 inning pitched ... Finished with 18 strikeouts ... Top performance came against nationally ranked Oklahoma State on March 14, getting the start and going six innings, giving up two hits, walking four and striking out three.
- (So.) Went 7-2 with a 6.04 ERA for the Lobos in 13 appearances, including 10 starts ... Gave up just one earned run on four hits in seven innings against Hawaii on Feb. 22 ... Struck out a season-best five against New Mexico State on March 8 ... Didn't give up an earned run on four hits in 6.2 innings in a start against New Mexico State on April 26.
- (Fr.) Went 1-1 with a 7.11 ERA in five starts and eight relief appearances ... earned his first career win May 10 vs. San Jose State by pitching 2.0 innings of relief ... did not allow a run over his first three appearances, all in relief, spanning 6.1 innings

LAST FIVE APPEARANCES

Date	DEC.	IP	H	R	ER	BB	SO
3/16	vs. Columbia	-	0.2	1	0	0	0
4/2	Arizona	L 0-1	*1.1	6	6	6	2
4/10	New Mexico St.	L 0-2	*2.0	9	8	8	2
4/13	at Nevada	-	1.0	2	1	1	0
4/17	Texas Tech	-	1.0	4	4	4	0

HARRINGTON SEASON HIGHS

IP: 4.1 (2x, last 3/12 at Cal Poly) R: 8 (4/10 New Mexico State)
H: 9 (4/10 New Mexico State) BB: 4 (2/22 CMU)
K: 4 (2/22 CMU) HR: 1 (2x, last 4/17 Texas Tech)

29 **CHAD SMITH** **RHP**
R/R 6-4/205 Jr/1VL 9/2/1995 Albuquerque, N.M./NMMI/La Cueva HS

- Helped La Cueva High School (Albuquerque, N.M.) to the Class 5A state title in 2014 by going 10-2 with a 1.78 ERA as a senior ... Played with fellow Lobos Austin Bell, Jeff Deimling and Andrew Pratt on that state title team ... Was named First Team All-State as a senior and Second Team All-State as a junior.

LAST FIVE APPEARANCES

Date	DEC.	IP	H	R	ER	BB	SO
3/23	Air Force	-	0.2	2	1	2	1
3/31	at San Diego St.	-	1.2	2	0	0	0
4/2	Arizona	-	1.0	3	6	6	4
4/6	Fresno State	-	0.0	3	4	4	1
4/13	at Nevada	-	1.0	6	5	5	1

SMITH SEASON HIGHS

IP: 3.0 (2/25 CMU) R: 6 (4/2 Arizona)
H: 6 (4/13 at Nevada) BB: 4 (4/2 Arizona)
K: 4 (2/16 vs. Oregon State) HR: 1 (2/25 CMU)

32 **JUSTIN SLATEN** **RHP**
R/R 6-4/200 So/1VL 9/15/1997 Longview, Texas/Hallsville HS

- Helped Hallsville High School (Texas) to a Class 5A regional quarterfinal appearance in 2016, a regional semifinal appearance in 2015 and a state tournament appearance in 2014 ... As a senior he went 6-5 with three saves and a 1.49 ERA to go along with 105 strikeouts and only 18 walks in 75 innings.
- Had a strong freshman campaign with a 2-2 record, a 3.74 ERA and 27 strikeouts in 23 appearances (tied for a team-high) and 33.2 innings pitched ... Held batters to a .282 average ... Made collegiate debut against Binghamton on Feb. 19 - tossing two scoreless innings ... Collected his first collegiate win at Air Force on March 4, going 4.2 innings and giving up one run with five strikeouts.

LAST FIVE APPEARANCES

Date	DEC.	IP	H	R	ER	BB	SO	
3/23	Air Force	L 1-5	*4.1	11	7	7	1	5
3/29	at San Diego St.	-	*4.1	3	4	4	3	5
4/6	Fresno State	L 1-6	*3.1	4	6	5	2	4
4/13	at Nevada	L 1-7	*4.1	7	6	5	3	6
4/20	UNLV	W 2-7	*5.2	4	5	3	5	3

SLATEN SEASON HIGHS

IP: 7.0 (2x, 3/16 vs. Columbia) R: 7 (3/23 Air Force)
H: 11 (2x, 3/23 Air Force) BB: 5 (4/20 UNLV)
K: 8 (2/23 vs CMU) HR: 2 (2x, last 3/9 at Fresno St.)

33 **CHRISTIAN TRIPP** **RHP**
R/R 6-7/216 Jr/2VL 3/13/1997 Spring, Texas/Spring HS

- (So.) Was the Lobos' closer in 2017, collecting six saves while going 0-3 with a 5.14 ERA, 26 strikeouts and nine walks in 23 relief appearances (28 innings) ... Owned a 2.14 ERA through his first 18 appearances on the season ... Had a three-inning save at San Diego State on April 30, giving up two hits and striking out three.
- (Fr.) Appeared in a team-high 27 games in relief (tied for eighth in single-season Lobo history and a freshman UNM record) and went 2-2 with a 4.54 ERA and four saves (a freshman UNM record) ... Had 25 strikeouts and allowed 36 hits in 35.2 innings ... Picked up his first career save April 16 at San Jose State ... Collected his first career victory April 9 against Fresno State ... Had a streak of eight scoreless appearances from May 3-28 ... Went a season-high 3.2 innings to pick up a save against San Diego State on April 22 ... Went two scoreless and hitless innings to pick up the save against Air Force in the Mountain West Tournament on May 27.

LAST FIVE APPEARANCES

Date	DEC.	IP	H	R	ER	BB	SO
4/7	Fresno State	L 1-2	1.0	2	1	1	0
4/8	Fresno State	-	0.2	1	0	0	0
4/15	at Nevada	-	1.0	1	1	0	2
4/17	Texas Tech	-	0.2	1	0	0	1
4/20	UNLV	S 7	1.1	0	0	0	1

TRIPP SEASON HIGHS

IP: 3.0 (3/3 vs Nevada) R: 2 (3/24 Air Force)
H: 4 (3/24 Air Force) BB: 2 (4/15 at Nevada)
K: 5 (3/3 vs Nevada) HR: 1 (3/24 Air Force)

40 **BRIAN COFFEY** **LHP**
L/L 6-1/219 So/1L 6/22/1998 Las Vegas, Nev./Bishop Gorman HS

- Went 6-0 with a 2.14 ERA, two saves and 55 strikeouts to just four walks in 36 innings for Bishop Gorman (Las Vegas, Nev.) - helping the team to the championship game of the Division I Sunset Region ... Went 2-0 with a 1.19 ERA with 15 strikeouts in 17.2 innings as a junior in helping Bishop Gorman to a 32-3 record and a Nevada Division I state title.
- (Fr.) Had a 7.20 ERA in six appearances and 5.0 innings pitched ... recorded three strikeouts and two walks ... Made his Lobo debut March 7 against New Mexico State in El Paso - going one scoreless inning ... Didn't give up a run in five of his six appearances.

LAST FIVE APPEARANCES

Date	DEC.	IP	H	R	ER	BB	SO
4/13 at Nevada	-	1.0	2	1	1	0	1
4/14 at Nevada	-	1.0	1	0	0	1	2
4/17 Texas Tech	L 0-1	*2.1	7	6	5	1	3
4/20 UNLV	-	0.0	1	0	0	0	0
4/22 UNLV	-	0.1	1	0	0	0	1

COFFEY SEASON HIGHS

IP: 2.2 (4/10 New Mexico State) R: 6 (4/17 Texas Tech)
H: 7 (4/17 Texas Tech) BB: 1 (4x, last 4/17 Texas Tech)
K: 3 (3x, last 4/17 Texas Tech) HR: 1 (2x, last 4/17 Texas Tech)

NEW MEXICO PITCHERS

44

R/R

6-3/221

So/1VL

NATHANIEL GARLEY

1/31/1998

Albuquerque, N.M./El Dorado HS

RHP

LAST FIVE APPEARANCES

Date	DEC.	IP	H	R	ER	BB	SO	
4/8	Fresno State	-	2.0	4	2	2	0	2
4/10	New Mexico State	-	3.0	2	0	0	2	3
4/15	at Nevada	-	2.2	1	0	0	0	3
4/17	Texas Tech	-	1.2	3	3	3	2	1
4/22	UNLV	L 2-2	*6.0	8	4	4	2	3

GARLEY SEASON HIGHS

IP: 6.1 (4/2 Arizona)

R: 5 (2/24 vs CMU)

H: 86 (4/22 UNLV)

BB: 2 (5x, last 4/17 Texas Tech)

K: 9 (4/2 Arizona)

HR: 1 (3x, last 4/22 UNLV)

- Was a four-year letterman in baseball and a two-year letterman in football at Eldorado High School (Albuquerque, N.M.) ... His senior season was the New Mexico Gatorade Baseball Player of the Year and went 7-1 with a 1.45 ERA, 70 strikeouts and nine walks in 58 innings on the mound and hit .500 with eight home runs, 10 doubles, two triples and 30 RBI in helping Eldorado to the state quarterfinals ... Was selected First Team All-State ... As a junior helped Eldorado to the Class 6A state title by going 7-1 with a 0.80 ERA with 87 strikeouts in 61 innings while hitting .429 with three home runs, eight doubles and 26 RBI ... Tossed the second no-hitter in Eldorado history on April 1, 2014 with 14 strikeouts and two walks in a 6-0 win over Sandia (Albuquerque) ... Was named First Team All-State and the Albuquerque Metro Player of the Year as a junior.
- (Fr) Had an 11.66 ERA in 10 appearances and 14.2 innings ... Struck out 10 batters while walking nine ... Made his collegiate debut against New Mexico State on March 7 in El Paso, Texas ... Made first career start against Texas Tech on April 26.

2018 BASEBALL ROSTER

#	NAME	POS	B/T	HT/WT	YR/EXP	HOMETOWN/LAST SCHOOL
2	Garrett Gouldsmith	INF	R/R	5-9/175	Fr/HS	Rio Rancho, N.M./Rio Rancho HS
3	Hayden Schilling	IF/RHP	L/R	5-10/177	Jr/2L	Santee, Calif./West Hills HS
4	Robert Gasser	LHP	L/L	6-0/165	Fr/HS	El Dorado Hills, Calif./Oak Ridge HS
5	Justin Watari	INF	L/R	5-6/155	So/1L	Roseville, Calif./Woodcreek HS
6	Brayden Merritt	OF	L/R	5-9/165	Fr/HS	Chandler, Ariz./Hamilton HS
7	Jeff Deimling	OF	R/R	6-0/195	Jr/RS	Albuquerque, N.M./NMJC
9	Larry Leitha	OF/RHP	R/R	5-10/186	Jr/TR	Kerrville, Texas/NMJC
10	Cody Dye	RHP	R/R	6-0/197	So/1L	Walnut, Calif./Walnut HS
11	Phillip Sikes	OF/RHP	R/R	6-0/181	Fr/HS	Paris, Texas/Paris HS
12	Nick Krauth	RHP	R/R	6-1/175	Fr/HS	Concord, Calif./Northgate HS
13	Connor Mang	INF	R/R	5-11/200	Fr/RS	Los Alamos, N.M./Los Alamos HS
14	Derek Marshall	INF/OF	R/R	6-1/228	Fr/RS	Los Angeles Calif./Loyola HS
15	Jared Mang	OF	R/R	5-10/210	Jr/2L	Los Alamos, N.M./Los Alamos HS
16	Richard Ware	INF	R/R	5-9/175	Fr/HS	Albuquerque, N.M./La Cueva HS
17	Daniel Herrera	C	S/R	6-1/200	Sr/1L	Albuquerque, N.M./NMJC
18	Malachi Emond	RHP	R/R	6-3/215	Jr/TR	Coventry, Conn./Western Oklahoma JC
19	Drew Gillespie	RHP	R/R	6-1/192	So/1L	Albuquerque, N.M./Sandia HS
20	Chris Dunn	OF	S/R	6-1/205	Fr/RS	Las Vegas, Nev./Bonanza HS
21	Tyler Adge	RHP	R/R	5-10/170	Fr/HS	Sacramento, Calif./Jesuit HS
23	Cole Cummings	INF	L/R	6-2/174	Fr/HS	Corona, Calif./Jesuit HS
24	James Harrington	RHP	L/R	6-1/197	Sr/3L	Gilbert, Ariz./Mesquite HS
25	Drew Marrufo	C	R/R	6-1/191	Fr/HS	Santa Teresa, N.M./Santa Teresa HS
26	Nick Atkins	INF	R/R	5-8/155	Fr/HS	Venice, Calif./Venice HS
27	Daniel Zakosek	C	L/R	5-8/187	Fr/HS	Chatsworth, Calif./Chatsworth HS
28	Matt Rodriguez	RHP	R/R	6-1/213	Fr/HS	La Puente, Calif./Wilson HS
29	Chad Smith	RHP	R/R	6-4/205	Jr/1L	Albuquerque, N.M./NMMI
30	Jack White	RHP	R/R	6-3/188	Fr/HS	Albuquerque, N.M./Cibola HS
32	Justin Slaten	RHP	R/R	6-4/200	So/1L	Longview, Texas/Hallsville HS
33	Christian Tripp	RHP	R/R	6-7/216	Jr/2L	Spring, Texas/Klein HS
34	Josh Wunnenberg	C/1B	R/R	6-0/210	Fr/HS	Phoenix, Ariz./Mountain Point HS
36	Karl Koerper	1B	L/L	6-4/240	Fr/HS	Las Cruces, N.M./Centennial HS
40	Brian Coffey	LHP	L/L	6-1/219	So/1L	Las Vegas, Nev./Bishop Gorman HS
42	Robby Campillo	C	R/R	6-2/215	So/1L	Tucson, Ariz./Salpointe HS
43	Danny Collier	OF	L/R	6-1/190	Sr/3L	Albuquerque, N.M./Sandia HS
44	Nathaniel Garley	RHP	R/R	6-3/221	So/1L	Albuquerque, N.M./Eldorado HS
45	Jeremy Conant	1B	L/R	6-2/252	Jr/TR	Alts Loma Calif./Pasadena City JC
50	Brandon Langan	LHP	L/L	6-0/235	Sr/1L	Elk Grove, Calif./Sacramento City JC

Head Coach: 1 Ray Birmingham (11th season)**Assistant Coach:** 8 Buddy Gouldsmith (3rd season)**Athletic Trainer:** Rob Rimorin (8th season)**Pitching Coach:** 22 Ken Jacome (14th season)**Volunteer Assistant Coach:** Trey Porras (1st season)**Managers:** 35 Dante Mileta (2nd season)**PRONUNCIATIONS**

Campillo = Camp-EE-oh

Deimling = DIME-ling

Jacome = HAAK-uh-me

Leitha = Lee-tha

Watari = Wa-tar-EE

RAY BIRMINGHAM

(New Mexico State, 1978)

- 11th Season at New Mexico
- 31st Overall

Career Notes

- Five NCAA regionals appearances in the last season seasons (2010-13, '16), first NCAA postseason berths for UNM since 1962
- Birmingham coached the Lobos to their first three MW Tournament Championships in 2011-12 and 2016. The Lobos have won five of their six regular-season titles under Birmingham's guidance - including 2017.
- Attained highest RPI in UNM history (No. 1) in 2017 and its highest ranking ever (No. 13 by *Baseball America*) in 2013.
- Earned his 1,000th collegiate victory with a 19-5 victory at Air Force on April 6, 2013.
- Coached his 1,500th collegiate game on Thursday, May 23, 2013, in the Mountain West Tournament against Nevada.
- Guided New Mexico Junior College to the 2005 NJCAA National Championship and were the national runner-up in 2007.
- Birmingham set the foundations for the programs at College of the Southwest (1988-89) and NMJC (1990-2007).
- Birmingham began his coaching career at Las Cruces Mayfield High School where the Trojans won the 4A championship in 1981 and had three No. 1 rankings through 1983.

**Current Year-By-Year Record****Overall: 1,173-602-5****New Mexico: 355-274-3****4-Year Institution: 408-347-2****2-Year Institution: 765-255-2**

School	Year	Record	Pct.
College of SW	1988	20-40	.333
College of SW	1989	33-33	.500
CSW	2 yrs.	53-73	.421
New Mexico JC	1990	22-30	.423
New Mexico JC	1991	42-18	.700
New Mexico JC	1992	40-15	.727
New Mexico JC	1993	48-13	.787
New Mexico JC	1994	42-12	.778
New Mexico JC	1995	48-9	.842
New Mexico JC	1996	34-17	.667
New Mexico JC	1997	38-14	.731
New Mexico JC	1998	40-18	.690
New Mexico JC	1999	33-21	.611
New Mexico JC	2000	41-14	.745
New Mexico JC	2001	44-14	.759
New Mexico JC	2002	43-10	.811
New Mexico JC	2003	43-14	.754
New Mexico JC	2004	47-10	.825
New Mexico JC	2005	55-10	.846
New Mexico JC	2006	49-8-1	.853
New Mexico JC	2007	56-8-1	.856
NMJC	18 yrs.	765-255-2	.750
New Mexico	2008	34-25	.576
New Mexico	2009	37-20	.649
New Mexico	2010	38-22	.633
New Mexico	2011	20-41	.328
New Mexico	2012	37-24	.607
New Mexico	2013	37-22	.627
New Mexico	2014	37-20-1	.647
New Mexico	2015	32-27	.542
New Mexico	2016	39-23	.623
New Mexico	2017	30-27-1	.526
New Mexico	2018	14-23-1	.357
UNM	11 yrs.	355-274-3	
Totals	30 yrs.	1,173-602-5	

HOME, SWEET, HOME

On March 24, 2013, the UNM baseball team moved into its new old home. After spending most of the previous nine seasons at Isotopes Park, the Lobos returned to a newly renovated Santa Ana Star Field with astounding success. After losing two of their first five games in their new home park, the Lobos finished the season with 11 straight wins at home to post a 14-2 record at Santa Ana Star Field.

RECORD AT RENOVATED SANTA ANA STAR FIELD

Year	Record	Pct.
2013	14-2	.875
2014	22-8-1	.726
2015	20-10	.667
2016	19-8	.703
2017	19-10	.655
2018	8-10-1	.447
Totals	102-48-2	.678

LAST TIME OUT FOR THE LOBOS ...

ALBUQUERQUE, N.M. --- UNLV used a four-run ninth inning to open up some breathing room, spoiling a solid start by Nathaniel Garley in his first Mountain West start, and a pair of terrific hitting performances by Connor Mang and Brayden Merritt as the Rebels took the final game of a three-game series, 8-3.

The Lobos took two of three from UNLV and now sit 2.5 games out of the final conference tournament spot, behind Air Force. The Lobos still have a trip to Air Force on the docket in three weeks.

UNM got a solid start on the hill from Nathaniel Garley, who earned his first Mountain West start of the season. Garley threw 6.0 innings, allowing eight hits and four runs, all earned. He struck out three and helped himself with a defensive gem in the fourth inning, when he speared a ball with the bases loaded that was ticketed for center field. The ball hit the ground, and he fired it home for an out, and then onto first for a 1-2-3 double play.

Garley gave way to Robert Gasser, who got UNM into the ninth down 4-1. UNM ended up using four pitchers in the ninth, but UNLV scored four. Gasser got the opening out, but then he allowed a single to center a double into the right field corner to put runners on second and third. That brought in Drew Gillespie, and he allowed a two-run single. A hit batter and another single loaded the bases, and Gillespie gave way to Brian Coffey. Coffey allowed a two-run single but then got a big strikeout. Malachi Emond then entered and got a pop up to end the frame, but the damage was done.

UNM, down 4-0 in the eighth, got one back on a long home run to left center off the scoreboard from Connor Mang, his second of the homestand, and his third hit of the day. In the ninth, Danny Collier pinch hit, his first appearance in five games, and he walked. After a strikeout, center fielder Brayden Merritt completed his career day with a home run well over the wall in right field, making it 8-3. Merritt earlier in the game picked up UNM's first hit with a single in the third. He then bunted past the pitcher for a hit in the fifth, and his short-hop bullet in the seventh past the second baseman was his third hit of the game.

Connor Mang and Merritt combined for seven of UNM's eight hits on the day, with Phillip Sikes getting the only other hit, a solid single in the seventh that started UNM's best chance of the game at that time. After that single, Merritt singled and Hayden Schilling walked to load the bases, but Justin Watari grounded out to end the threat.

BASEBALL QUICK FACTS**UNIVERSITY INFORMATION**

Institution.....University of New Mexico
 Location.....Albuquerque, N.M.
 Enrollment.....28,800
 Founded.....1889 by Territorial Legislature
 Colors.....Cherry and Silver
 Nickname.....Lobos
 Conference.....Mountain West
 President.....Dr. Garnett Stokes
 Director of Athletics.....Eddie Nuñez
 Faculty Representative.....Amy Neel

BASEBALL INFORMATION

Head Coach.....Ray Birmingham (11th year)
 Alma Mater.....New Mexico State '78
 Asst. Coach - Pitching.....Ken Jacome (14th year)
 Alma Mater.....Oklahoma City '91
 Asst. Coach - Recruiting/3rd Base Buddy Gouldsmith (3rd year)
 Alma Mater.....Sacramento State '92
 Volunteer Coach.....Trey Porras (1st year)
 Managers.....Dante Mileta (3rd year)
 Athletic Trainer.....Rob Rimorin (9th year)
 Letterwinners Returning/Lost.....18/18
 Starters Returning/Lost.....6/3
 Pitchers Returning/Lost.....11/5
 Newcomers.....19

BASEBALL STADIUM

Stadium.....Santa Ana Star Field
 Capacity.....1,000
 Dimensions.....LF: 338, LF Power Alley: 408,
 CF: 420, RF Power Alley: 408, RF: 338:

2017 REVIEW

Overall Record.....30-27-1
 MW Record (Finish).....19-9-1 (1st)
 Home Record.....19-10
 Away Record.....10-17-1
 Neutral Record.....1-0

PROGRAM HISTORY (Going into 2018)

All-Time Record.....1,809-1,614-15 (.528)*
 MW Record.....295-196-1 (.601)
 NCAA Appearances..6 (1962, 2010, '11, '12, '13, '16)
 Conference Championships.....7 (1962, 2000, '11,
 '12, '13, '14, '17)
 Conference Tournament Titles.....3 (2011, '12, '16)
 * includes exhibition games and non-NCAA opponents

MEDIA RELATIONS

UNM Baseball Contact.....Frank Mercogliano
 Cell Phone.....(505) 410-4844
 Email.....fmercog@unm.edu
 Website.....www.GoLobos.com
 Twitter.....@UNMLoboBaseball
 Instagram.....@UNMLoboBaseball
 Email.....fmercog@unm.edu

SCHILLING IS CHILLING ... Hayden Schilling has the longest current on-base streak on the team, reaching safely via a hit, walk or HBP in 19 straight games. Schilling did it on this past homestand mostly via walks, as he went just 1-for-15 on the homestand, but had five walks to keep his streak alive. He also scored three times over the homestand.

THE BOOK OF MALACHI ... In the Bible, there is a book of Malachi. No one in there does it refer to the author as a rubber-armed relief ace, but that's what UNM's Malachi Emond is (that's pronounced MAL uh KEYE EH mind, not ma LAAT CHI EE mond).

Emond is the team leader in appearances with 18 on the season, twice seeing action in the series with UNLV. In order to get into the top 10 for a single season, he would need nine more appearances. Emond is currently 3-1 (leading the team in wins) with a 2.84 ERA.

Emond has allowed just 17 hits and 13 walks in 25.1 innings.

TAKE A WHIFF OF THIS STAT ... New Mexico has struck out 327 batters in 38 games, an average of 8.61 strikeouts per game. Over a 55-game season with no postseason or conference tournament, UNM is on pace for 473 strikeouts as a staff, and if UNM keeps that pace up, UNM would come close to the school record for staff strikeouts in a season. Here are the best eight seasons:

2012:	475
1968:	469
2010:	414
2005:	398
2009:	394
2000:	391
2011:	390
1971:	384

IT'S OVER AFTER EIGHT ... The UNM bullpen has been outstanding at protecting leads during the last several seasons. If UNM is leading after eight innings? Forget it. The Lobos haven't lost when leading after eight in 161 straight games, a streak that dates back to March 24, 2013.

Lobos when leading after 8 since 3/24/13

2013	25-0
2014	33-0
2015	29-0
2016	36-0
2017	29-0-1
2018	11-0

A STAT THAT'S NOT GREAT, BUT IS AMAZIN' ... After 38 games, the Lobos have hit at just a .265 clip for the season. Should UNM not improve that by 35 points (the squad jumped it five points over the weekend), it would end a streak of six consecutive seasons of hitting .300 or better. In fact, the Lobos have hit .300 or better in 26 of the last 27 seasons (hitting .271 in 2011).

New Mexico's .265 average currently would be the lowest in 49 years, dating back to 1969, when the team hit .257 over 48 games.

CYCLE STATS ... Earlier this season on March 24, Danny Collier homered with two outs in the 10th inning, giving him UNM's first cycle since the 2016 season when Carl Stajduhar hit one as a part of a 6-hit day. Stajduhar also completed his cycle with a home run, hitting his with one out in the ninth inning to tie Fresno State at 4-4.

Overall Collier's cycle was the ninth in the history of the program. Here are all of the cycles in UNM history.

Danny Collier vs. Air Force 3/24/18
 Carl Stajduhar vs. Fresno State 4/9/16
 Dane Hamilton vs. Binghamton, 3/7/09 (Gm 1)
 Ian Hollick vs. Air Force, 4/13/06 (Gm 2)
 Todd Stroud vs. Air Force, 3/23/02
 Chad Alevras vs. E. New Mexico, 4/30/97
 Mark Wulfert vs. Air Force, 4/3/94
 Dave Kirkpatrick vs. Air Force, 5/14/88
 Jay Slotnick vs. Iowa, 3/27/85
 Jay Slotnick vs. Texas Tech, 2/10/85
 Perry Danforth vs. New Mexico State, 2/24/73

SOLID DEFENSE ... The Lobos have played very good defense in 2018, with a fielding percentage of .968, committing just 47 errors so far through 38 games.

That .968 fielding percentage would be tied for the 10th best defensive season in Lobo history.

GIVE THEM NOTHING! BUT TAKE FROM THEM EVERYTHING! ... Ray Birmingham is the fourth Lobo coach to hit the 300-win in his UNM career. Here is the UNM coaching wins list:

Coach	Seasons	Wins
Rich Alday	18	515
Vince Cappelli	13	384
Ray Birmingham	11	355
Bob Leigh	11	309

ANOTHER TRIPPY DAY ... Christian Tripp has six saves on the season and is one of college baseball's best closers. Tripp now has 16 saves in his career, which puts his second in Lobo history:

SAVES (Career)

20	Victor Sanchez, 2013-16
17	Christian Tripp, 2016-present
15	Gera Sanchez, 2010-12
13	Ed Bartholomew, 1983-85
11	Joe Salas, 2001-04
10	David Meng, 1994-95
9	Alex Estrella, 2012-13, '15-16
9	Joe Abell, 1997-00
9	Clinton Cox, 2008-09
8	Josh Walker, 2012-14
8	David Waites, 1996-97

Tripp also is moving up on the career appearances list:

APPEARANCES (Career)

80	Carson Schneider, 2014-17
77	Taylor Duree, 2013-16
75	Joe Coleman, 1985-88
72	Alex Estrella, 2012-13, '15-16
72	Victor Sanchez, 2013-16
68	David Steinberg, 1979-82
66	Gabe Aguilar, 2009-10, '12-13

- 66 Kevin Letz, 2002-05
- 66 Joe Salas, 2001-04
- 65 **Christian Tripp, 2015-present**
- 65 Rudy Jaramillo, 2009-12

A COMPLETE GAME TO DYE FOR ... Cody Dye pitched UNM's first complete game since Tyler Stevens did it last year in the Mountain West Tournament, throwing nine innings and allowing just two runs and seven hits while striking out four.

The complete game win was Dye's first career complete game, and it marked the fifth time this year he crossed the 100-pitch threshold, throwing 114.

The win was also his third, tying him with Malachi Emond for the team-high.

WHEN NUMBERS DECEIVE ... Nick Krauth had a rough first three collegiate outings, getting used to the college game. His last two, including his first career start, have been fantastic.

In his first three games, he threw 4.1 innings, allowing 13 hits, 12 runs, eight earned, and four walks. Since then? 6.2 innings, 4 hits, 3 run, all earned, and one walk.

His first three appearances amounted to a 15.43 ERA, but in his last two appearances, he has a solid 3.52 ERA.

MOUNTAIN WEST FAVORITES ... The defending Mountain West regular-season champion University of New Mexico baseball team will again be the favorite according to the coaches.

The Lobos finished with three of the seven first-place votes (teams couldn't vote for their own team or players) and 31 points – just ahead of San Diego State which collected two first-place votes and 29 points. Fresno State was picked third with 24 points (one first-place vote) followed by Nevada (22 points), UNLV (21 points – one first-place vote), Air Force (11 points) and San Jose State (nine points).

The Lobos had three players make the Preseason All-Mountain West Team in senior outfielder Danny Collier, junior outfielder Jared Mang and junior pitcher Christian Tripp.

Collier hit .328 with three home runs, 51 RBI, 50 runs and six stolen bases last season and improved his numbers during Mountain West action – hitting .396 (eighth in the conference) with 29 RBI and 27 runs in 24 Mountain West games.

Mang hit .373 last season with nine home runs, 17 doubles, 62 RBI and 62 runs – but stepped it up even more in Mountain West play by hitting .432 (third in the conference) and tying for the RBI lead with 42. He was an All-Mountain West player in 2017 as well as a CoSIDA Academic All-American.

Tripp finished with six saves, 26 strikeouts and a 5.14 ERA in 28 innings (26 games last

season). In Mountain West play, Tripp tied for the conference lead with four saves and tied for second in games finished with 11.

Preseason Mountain West Coaches Poll

TEAM	Points (first-place votes)
New Mexico	1 (3)
San Diego State	9 (2)
Fresno State	24 (1)
Nevada	22
UNLV	21 (1)
Air Force	11
San José State	9

2018 Preseason All-MW Team

Position Players:

Nic Ready, Jr., 1B, Air Force
 Tyler Zabochnik, Sr., SS, Air Force
 Grant Fennell, Sr., OF, Nevada
Danny Collier, Sr., OF/DH, New Mexico
Jared Mang, Jr., OF, New Mexico

David Hensley, Sr., SS, San Diego State
 Shane Timmons, Sr., 1B, San José State
 Kyle Isbel, Jr., OF, UNLV
 Bryson Stott, So., SS, UNLV

Pitchers:

Edgar Gonzalez, Jr., RHP, Fresno State
 Mark Nowaczewski, Sr., RHP, Nevada
Christian Tripp, Jr., RHP, New Mexico
 Logan Boyer, So., RHP, San Diego State

TO BE THE BEST, YOU GOT TO PLAY THE BEST ...

One doesn't have to look much further than who The University of New Mexico baseball team opens the season with to see that the Lobos again have put together one of the toughest schedules in the country for the 2018 season.

The defending Mountain West champion Lobos began the season in Surprise, Arizona where they twice faced 2017 College World Series participant and the top-ranked team for much of last season Oregon State. UNM got a win over Cal Poly (which took second in the Big West) lost to Gonzaga (reached the NCAA postseason) as well.

UNM went 30-27-1 last season and won the Mountain West with a 19-9-1 mark, however, injuries derailed a chance at back-to-back Mountain West Tournament titles.

Overall, the Lobos play five teams in non-conference play that finished 2017 with an RPI of 50 or better - Oregon State (No. 1 RPI), Texas Tech (No. 7 RPI - play at home March 6-7, on road April 17-18), Arizona (No. 28 RPI - at home April 1), St. John's (No. 46 RPI - at home March 2-4) and Gonzaga (No. 50 RPI).

30-WIN SEASONS & BIRMINGHAM GO TOGETHER LIKE PEANUT BUTTER & JAM ...

The Lobos are averaging 34.1 wins per year in the first 10 years under coach Ray Birmingham, a New Mexico native. UNM only reached that number eight times before the Birmingham era.

UNM's 39 wins in 2016 was the third most in program history and the most since winning a program-best 42 in 1985. The Lobos' run from

2012-14 (three straight 37-win seasons) was the most wins UNM has recorded in a three-year period.

In 2010, New Mexico had the third most wins in program history. The Lobos are currently in the midst of the most successful 10-year stretch in its history (341 wins).

Most Wins in a Season

1.	42	1985 (42-17-2)
2.	41	1980 (41-22-0)
3.	39	2016 (39-23-0)
4.	38	2010 (38-22-0)
5.	37	2014 (37-20-1)
	37	2013 (37-22-0)
	37	2012 (37-24-0)
	37	2009 (37-20-0)
	37	1968 (37-13-0)
	37	1979 (37-23-1)

YOU'RE AN ALL-AMERICAN AND YOU'RE AN ALL-AMERICAN ...

In 2017 Carl Stajduhar and Luis Gonzalez earned All-American honors, the 13th and 14th time in coach Ray Birmingham's first 10 seasons that a player has earned an All-American award.

SWEET NEW DIGS ... The years of hard work by so many to make a University of New Mexico baseball clubhouse a reality culminated Jan. 28, 2017, in a ceremony fitting for the new state-of-the-art R.D. and Joan Dale Hubbard Clubhouse.

"Today is a historical day for not only the Lobo baseball team, but also the University of New Mexico and our great state, UNM coach Ray Birmingham said. "... Thank you R.D. and Joan Dale for caring about us and caring about the people of New Mexico."

R.D. Hubbard, who donated the lead gift of \$500,000 to the project, had a fun-loving message for Birmingham.

The Hubbard's donation was one of many to help make the R.D. & Joan Dale Hubbard Clubhouse, which is located down the right field line at Santa Ana Star Field, the first privately funded building on UNM's campus.

The R.D. & Joan Dale Hubbard Clubhouse features locker rooms, coaching offices, restrooms, showers, a training room, storage and a player's lounge. The building also provides a second-floor deck that overlooks the field.

Previously, the UNM baseball team used a locker room in Dreamstyle Arena – The Pit, but had to vacate it during certain events at the arena.

TEAM SUPERLATIVES

TEAM GAME HIGHS

Batting

At bats:	45	-	vs Columbia (Mar 16, 2018 at Houston, Texas)
Runs scored:	20	-	vs Central Michigan (Feb 22, 2018)
Hits:	19	-	vs Central Michigan (Feb 22, 2018)
RBIs:	17	-	vs Central Michigan (Feb 22, 2018)
Doubles:	6	-	vs Nevada (Mar 04, 2018)
Triples:	3	-	vs Central Michigan (Feb 22, 2018)
Home runs:	3	-	vs Arizona (Apr 02, 2018)
Total bases:	28	-	vs Central Michigan (Feb 22, 2018)
Walks:	12	-	vs Central Michigan (Feb 22, 2018)
Strikeouts:	15	-	at Fresno State (Mar 11, 2018)
Sac hits:	4	-	vs Air Force (Mar 24, 2018)
Sac flies:	2	-	at Cal Poly (Mar 12, 2018)
Stolen bases:	4	-	vs Central Michigan (Feb 22, 2018)
Hit by pitch:	5	-	vs Columbia (Mar 16, 2018 at Houston, Texas)
Caught stealing:	3	-	vs Central Michigan (Feb 24, 2018)
Runners LOB:	14	-	at Fresno State (Mar 09, 2018)
Hit into DP:	3	-	(4 times)

Fielding

Putouts:	33	-	vs Columbia (Mar 16, 2018 at Houston, Texas)
	33	-	vs Fresno State (Apr 07, 2018)
Assists:	16	-	vs Central Michigan (Feb 24, 2018)
Errors:	4	-	at Cal Poly (Mar 12, 2018)
	4	-	vs Fresno State (Apr 06, 2018)
	4	-	at Nevada (Apr 13, 2018)
Passed balls:	1	-	(5 times)
DPs turned:	4	-	at Cal Poly (Mar 12, 2018)
	4	-	vs Columbia (Mar 16, 2018 at Houston, Texas)

Pitching

Innings pitched:	11.0	-	vs Columbia (Mar 16, 2018 at Houston, Texas)
	11.0	-	vs Fresno State (Apr 07, 2018)
Runs allowed:	20	-	vs Texas Tech (Apr 17, 2018)
Earned runs:	19	-	vs Texas Tech (Apr 17, 2018)
Walks allowed:	9	-	at Texas Tech (Mar 07, 2018)
	9	-	vs Air Force (Mar 24, 2018)
Strikeouts:	17	-	vs Air Force (Mar 24, 2018)
Hits allowed:	22	-	vs Texas Tech (Apr 17, 2018)
Doubles allowed:	7	-	vs Fresno State (Apr 06, 2018)
Triples allowed:	4	-	vs Texas Tech (Apr 17, 2018)
Homers allowed:	4	-	vs Texas Tech (Apr 17, 2018)
Wild pitches:	4	-	at Cal Poly (Mar 12, 2018)
	4	-	at Nevada (Apr 13, 2018)
Hit batters:	4	-	vs Nevada (Mar 02, 2018)

INDIVIDUAL GAME HIGHS

Batting

At bats:	6	-	(5 times)
Runs scored:	3	-	(8 times)
Hits:	4	-	(7 times)
RBIs:	5	-	MANG, Jared vs Texas Tech (Apr 17, 2018)
Doubles:	2	-	(5 times)
Triples:	2	-	DUNN, Chris vs Central Michigan (Feb 24, 2018)
Home runs:	1	-	(18 times)
Total bases:	10	-	COLLIER, Danny vs Air Force (Mar 24, 2018)
Walks:	3	-	MANG, Jared vs Central Michigan (Feb 22, 2018)
	3	-	ZAKOSEK, Daniel vs Air Force (Mar 23, 2018)
	3	-	WATARI, Justin vs Fresno State (Apr 07, 2018)
Strikeouts:	3	-	(6 times)
Sac hits:	2	-	WATARI, Justin vs Nevada (Mar 03, 2018)
Sac flies:	1	-	(9 times)
Stolen bases:	2	-	LEITHA, Larry vs Central Michigan (Feb 22, 2018)
	2	-	COLLIER, Danny at Fresno State (Mar 09, 2018)
Hit by pitch:	2	-	MANG, Jared vs Columbia (Mar 16, 2018 at Houston, Texas)
	2	-	MANG, Connor vs Texas Tech (Apr 17, 2018)
Caught stealing:	1	-	(18 times)
Runners LOB:	8	-	WATARI, Justin vs Columbia (Mar 16, 2018 at Houston, Texas)

Fielding

Putouts:	14	-	DEIMLING, Jeff vs Central Michigan (Feb 22, 2018)
Assists:	6	-	GOULDSMITH, Garrett vs Oregon State (Feb 16, 2018 at Surprise, Ariz.)
	6	-	WATARI, Justin vs Fresno State (Apr 07, 2018)
	6	-	SCHILLING, Hayden vs New Mexico State (Apr 10, 2018)
Errors:	3	-	SCHILLING, Hayden vs Central Michigan (Feb 22, 2018)
Passed balls:	1	-	(5 times)

Pitching

Innings pitched:	9.0	-	DYE, Cody vs UNLV (Apr 21, 2018)
Runs allowed:	9	-	GASSER, Robert vs Columbia (Mar 16, 2018 at Houston, Texas)
Earned runs:	8	-	HARRINGTON, James vs New Mexico State (Apr 10, 2018)
Walks allowed:	5	-	SLATEN, Justin vs UNLV (Apr 20, 2018)
Strikeouts:	9	-	GARLEY, Nathaniel at San Diego State (Mar 30, 2018)
Hits allowed:	12	-	DYE, Cody vs Fresno State (Apr 07, 2018)
Doubles allowed:	3	-	(5 times)
Triples allowed:	2	-	SLATEN, Justin vs Air Force (Mar 23, 2018)
Homers allowed:	2	-	(4 times)
Wild pitches:	3	-	SLATEN, Justin vs Air Force (Mar 23, 2018)
Hit batters:	3	-	DYE, Cody vs Air Force (Mar 25, 2018)

2018 UNM TEAM STATISTICS

2018 New Mexico Lobo Baseball Overall Statistics for New Mexico (as of Apr 22, 2018) (All games Sorted by Batting avg)

Record: 14-23-1 Home: 8-10-1 Away: 3-10 Neutral: 3-3 MW: 8-13

Player	avg	gp-gs	ab	r	h	2b	3b	hr	rbi	tb	slg%	bb	hp	so	gdp	ob%	sf	sh	sb-att	po	a	e	fld%
13 MANG, Connor	.333	32-32	105	25	35	5	3	2	21	52	.495	17	3	19	2	.437	1	2	2-3	153	36	2	.990
3 SCHILLING, Hayden	.311	34-32	122	20	38	10	1	0	19	50	.410	18	6	16	1	.425	0	2	4-8	17	61	9	.897
27 ZAKOSEK, Daniel	.300	22-8	40	6	12	0	0	1	9	15	.375	8	1	5	2	.420	1	0	0-0	22	2	0	1.000
43 COLLIER, Danny	.299	31-30	127	23	38	9	2	1	14	54	.425	18	1	24	3	.385	2	0	7-8	49	1	0	1.000
6 MERRITT, Brayden	.293	32-23	82	16	24	3	0	2	13	33	.402	7	1	15	1	.352	1	1	1-3	48	0	0	1.000
5 WATARI, Justin	.284	30-29	102	19	29	6	1	0	14	37	.363	21	0	10	4	.403	1	6	2-2	38	77	3	.975
7 DEIMLING, Jeff	.281	32-21	89	10	25	3	1	1	13	33	.371	10	4	23	2	.379	0	1	0-2	134	8	5	.966
15 MANG, Jared	.280	26-26	93	24	26	2	0	6	24	46	.495	16	9	19	2	.432	0	1	2-3	45	5	2	.962
2 GOULDSMITH, Garrett	.274	34-28	95	10	26	2	1	1	9	33	.347	13	0	19	5	.358	1	3	1-5	32	81	6	.950
14 MARSHALL, Derek	.246	25-12	61	7	15	4	0	2	9	25	.410	4	2	18	2	.313	0	0	1-1	52	0	1	.981
11 SIKES, Phillip	.243	31-22	74	11	18	1	0	1	7	22	.297	5	5	23	0	.333	0	2	0-0	43	0	1	.977
20 DUNN, Chris	.232	31-23	82	13	19	2	2	1	14	28	.341	11	2	41	0	.333	1	0	0-0	19	1	0	1.000
42 CAMPILLO, Robby	.209	35-26	91	10	19	4	1	0	10	25	.275	11	3	21	3	.311	1	1	0-1	219	24	4	.984
17 HERRERA, Daniel	.175	21-10	40	3	7	0	0	0	4	7	.175	8	0	8	1	.313	0	2	1-2	90	9	1	.990
9 LEITHA, Larry	.154	14-4	26	2	4	2	0	0	2	6	.231	2	2	9	0	.267	0	0	2-3	14	1	0	1.000
16 WARE, Richard	.121	19-5	33	3	4	0	0	0	3	4	.121	2	1	13	1	.194	0	0	0-0	8	12	1	.952
26 ATKINS, Nick	.091	14-7	22	3	2	0	0	0	0	2	.091	1	0	4	1	.130	0	1	0-0	10	18	3	.903

45 CONANT, Jeremy	.167	6-4	12	2	2	0	0	0	2	2	.167	3	0	1	0	.333	0	0	0-0	0	0	0	.000
Totals	.265	38	1296	207	343	53	12	18	187	474	.366	175	40	288	30	.367	9	22	23-41	1015	385	47	.968
Opponents	.308	38	1393	286	429	80	21	32	270	647	.464	159	42	327	30	.392	13	14	31-45	1025	454	34	.978

LOB - Team (310), Opp (320). DPs turned - Team (37), Opp (40). IBB - Team (2), MERRITT, Bra 1, DUNN, Chris 1, Opp (6). Picked off - DEIMLING, Je 2, GOULDSMITH, 1, DUNN, Chris 1, CAMPILLO, Ro 1, WARE, Richar 1, SIKES, Phill 1.

(All games Sorted by Earned run avg)

Player	era	w-l	app	gs	cg	sho	sv	ip	h	r	er	bb	so	2b	3b	hr	b/avg	wp	hp	bk	sfa	sha
3 SCHILLING, Hayden	0.00	0-0	2	0	0	0/0	0	1.1	0	0	0	1	3	0	0	0	.000	0	0	0	0	0
33 TRIPP, Christian	2.45	1-2	15	0	0	0/0	7	18.1	17	6	5	5	19	1	0	1	.246	2	2	0	2	0
18 EMOND, Malachi	2.84	3-1	18	0	0	0/0	0	25.1	17	11	8	13	34	4	2	1	.191	4	2	0	1	2
44 GARLEY, Nathaniel	4.50	2-2	14	2	0	0/0	1	40.0	42	24	20	14	40	11	2	4	.264	8	1	1	0	2
40 COFFEY, Brian	5.30	0-1	15	1	0	0/0	0	18.2	27	12	11	6	19	6	1	2	.338	2	0	0	0	1
10 DYE, Cody	5.64	3-5	10	10	1	0/0	0	59.0	70	39	37	24	55	15	2	2	.298	3	6	0	1	5
32 SLATEN, Justin	6.80	2-7	11	10	0	0/1	0	49.0	61	46	37	24	52	12	5	7	.293	9	8	0	1	0
19 GILLESPIE, Drew	7.75	2-1	17	2	0	0/0	0	36.0	43	32	31	17	34	8	2	3	.305	4	8	1	3	2
4 GASSER, Robert	8.17	1-2	13	8	0	0/0	0	36.1	51	43	33	24	37	8	2	5	.325	2	5	0	1	0
12 KRAUTH, Nick	8.74	0-0	5	1	0	0/0	0	11.1	17	15	11	5	5	1	1	1	.327	0	2	0	1	0
29 SMITH, Chad	10.07	0-0	14	0	0	0/1	0	19.2	33	22	22	15	9	8	1	1	.407	4	3	0	3	2
24 HARRINGTON, James	12.60	0-2	10	4	0	0/0	0	20.0	40	28	28	11	17	6	3	3	.408	5	5	0	0	0
11 SIKES, Phillip	21.60	0-0	4	0	0	0/0	0	3.1	11	8	8	0	3	0	0	2	.550	1	0	0	0	0
Totals	6.68	14-23	38	38	1	1/1	8	338.1	429	286	251	159	327	80	21	32	.308	44	42	2	13	14
Opponents	4.64	23-14	38	38	1	1/0	7	341.2	343	207	176	175	288	53	12	18	.265	28	40	5	9	22

PB - Team (5), HERRERA, Dan 2, CAMPILLO, Ro 2, ZAKOSEK, Dan 1, Opp (9). Pickoffs - Team (3), DYE, Cody 1, GASSER, Robe 1, CAMPILLO, Ro 1, Opp (7). SBA/ATT - CAMPILLO, Ro (23-32), DYE, Cody (9-13), HERRERA, Dan (5-10), SLATEN, Just (6-8), SMITH, Chad (4-4), GASSER, Robe (2-4), GARLEY, Nath (3-3), GILLESPIE, D (1-3), HARRINGTON, (2-3), ZAKOSEK, Dan (3-3), COFFEY, Bria (2-3), EMOND, Malac (1-2), TRIPP, Chris (1-1), SIKES, Phill (0-1).

NEW MEXICO TEAM RESULTS

2018 New Mexico Lobo Baseball Game Results for New Mexico (as of Apr 22, 2018) (All games)

Date	Opponent	Score	Inns	Overall	MW	Pitcher of record	Attend	Time
Feb 16, 2018	vs #2 Oregon State	L 2-5	9	0-1-0	0-0-0	SLATEN, Just (L 0-1)	2213	2:35
Feb 17, 2018	vs Cal Poly	w 3-1	(10)	1-1-0	0-0-0	GARLEY, Nath (W 1-0)	305	2:55
Feb 18, 2018	vs Gonzaga	L 3-4	9	1-2-0	0-0-0	EMOND, Malac (L 0-1)	357	3:03
Feb 19, 2018	vs #2 Oregon State	L 3-15	9	1-3-0	0-0-0	DYE, Cody (L 0-1)	2163	3:17
Feb 22, 2018	CENTRAL MICHIGAN	w 20-9	9	2-3-0	0-0-0	GILLESPIE, D (W 1-0)	545	3:59
Feb 23, 2018	CENTRAL MICHIGAN	w 6-0	9	3-3-0	0-0-0	SLATEN, Just (W 1-1)	587	2:47
Feb 24, 2018	CENTRAL MICHIGAN	w 8-7	9	4-3-0	0-0-0	GASSER, Robe (W 1-0)	526	3:38
Feb 25, 2018	CENTRAL MICHIGAN	T 6-6	(10)	4-3-1	0-0-0	None	541	3:33
* Mar 02, 2018	NEVADA	L 5-9	9	4-4-1	0-1-0	SLATEN, Just (L 1-2)	560	3:34
* Mar 03, 2018	NEVADA	w 8-5	9	5-4-1	1-1-0	TRIPP, Chris (W 1-0)	711	3:22
* Mar 04, 2018	NEVADA	L 8-13	9	5-5-1	1-2-0	DYE, Cody (L 0-2)	591	3:30
Mar 07, 2018	at #3 Texas Tech	L 2-7	9	5-6-1	1-2-0	GARLEY, Nath (L 1-1)	3526	2:59
* Mar 09, 2018	at Fresno State	w 5-4	9	6-6-1	2-2-0	EMOND, Malac (W 1-1)	1184	3:29
* Mar 10, 2018	at Fresno State	L 1-5	9	6-7-1	2-3-0	GASSER, Robe (L 1-1)	1296	2:37
* Mar 11, 2018	at Fresno State	L 4-5	9	6-8-1	2-4-0	DYE, Cody (L 0-3)	1356	2:43
Mar 12, 2018	at Cal Poly	L 4-5	(10)	6-9-1	2-4-0	TRIPP, Chris (L 1-1)	325	4:01
Mar 13, 2018	at Pepperdine	L 7-11	9	6-10-1	2-4-0	SLATEN, Just (L 1-3)	211	2:58
Mar 16, 2018	vs Columbia	w 10-9	(11)	7-10-1	2-4-0	EMOND, Malac (W 2-1)	1407	3:55
Mar 16, 2018	at Houston	L 0-1	9	7-11-1	2-4-0	SLATEN, Just (L 1-4)	1607	2:33
Mar 17, 2018	vs Columbia	w 3-1	9	8-11-1	2-4-0	DYE, Cody (W 1-3)	1457	2:27
* Mar 23, 2018	AIR FORCE	L 4-10	9	8-12-1	2-5-0	SLATEN, Just (L 1-5)	672	3:17
* Mar 24, 2018	AIR FORCE	w 12-11	(10)	9-12-1	3-5-0	GILLESPIE, D (W 2-0)	679	4:11
* Mar 25, 2018	AIR FORCE	w 7-4	9	10-12-1	4-5-0	DYE, Cody (W 2-3)	661	3:08
* Mar 29, 2018	at #23 San Diego State	w 5-4	9	11-12-1	5-5-0	EMOND, Malac (W 3-1)	546	3:31
* Mar 30, 2018	at #23 San Diego State	w 9-5	9	12-12-1	6-5-0	GARLEY, Nath (W 2-1)	743	3:42
* Mar 31, 2018	at #23 San Diego State	L 2-3	9	12-13-1	6-6-0	DYE, Cody (L 2-4)	413	2:42
Apr 02, 2018	ARIZONA	L 6-16	9	12-14-1	6-6-0	HARRINGTON, (L 0-1)	679	3:37
* Apr 06, 2018	FRESNO STATE	L 5-15	9	12-15-1	6-7-0	SLATEN, Just (L 1-6)	622	3:30
* Apr 07, 2018	FRESNO STATE	L 6-7	(11)	12-16-1	6-8-0	TRIPP, Chris (L 2-3)	696	4:00
* Apr 08, 2018	FRESNO STATE	L 6-11	9	12-17-1	6-9-0	GASSER, Robe (L 1-2)	522	2:56
Apr 10, 2018	NEW MEXICO STATE	L 1-9	9	12-18-1	6-9-0	HARRINGTON, (L 0-2)	594	3:27
* Apr 13, 2018	at Nevada	L 2-15	9	12-19-1	6-10-0	SLATEN, Just (L 1-7)	810	2:28
* Apr 14, 2018	at Nevada	L 2-5	9	12-20-1	6-11-0	DYE, Cody (L 2-5)	1112	2:53
* Apr 15, 2018	at Nevada	L 1-14	9	12-21-1	6-12-0	GILLESPIE, D (L 2-1)	751	3:08
Apr 17, 2018	#4 TEXAS TECH	L 9-20	9	12-22-1	6-12-0	COFFEY, Bria (L 0-1)	515	3:25
* Apr 20, 2018	UNLV	w 8-5	9	13-22-1	7-12-0	SLATEN, Just (W 2-7)	552	3:12
* Apr 21, 2018	UNLV	w 11-2	9	14-22-1	8-12-0	DYE, Cody (W 3-5)	686	2:44
* Apr 22, 2018	UNLV	L 3-8	9	14-23-1	8-13-0	GARLEY, Nath (L 2-2)	640	3:03

* = Conference game

() extra inning game

2018 UNM MOUNTAIN WEST STATISTICS

2018 New Mexico Lobo Baseball Conference statistics for New Mexico (as of Apr 22, 2018) (MW games only Sorted by Batting avg)

Record: 8-13 Home: 5-7 Away: 3-6 MW: 8-13

Player	avg	gp-gs	ab	r	h	2b	3b	hr	rbi	tb	slg%	bb	hp	so	gdp	ob%	sf	sh	sb-att	po	a	e	fld%
13 MANG, Connor	.397	18-18	58	14	23	5	2	1	15	35	.603	12	1	8	0	.500	1	1	0-0	103	15	1	.992
43 COLLIER, Danny	.344	16-15	64	14	22	6	1	1	8	33	.516	8	0	12	3	.411	1	0	4-5	30	0	0	1.000
3 SCHILLING, Hayden	.311	21-19	74	11	23	6	1	0	13	31	.419	13	3	8	0	.433	0	1	0-1	10	26	2	.947
5 WATARI, Justin	.290	20-19	69	10	20	5	1	0	11	27	.391	15	0	6	3	.417	0	5	1-1	24	49	3	.961
6 MERRITT, Brayden	.280	18-14	50	9	14	2	0	1	9	19	.380	2	1	9	0	.315	1	1	1-2	39	0	0	1.000
20 DUNN, Chris	.277	16-13	47	8	13	2	0	1	11	18	.383	8	1	23	0	.386	1	0	0-0	8	1	0	1.000
15 MANG, Jared	.268	15-15	56	14	15	1	0	3	13	25	.446	11	2	8	1	.406	0	0	0-1	19	3	2	.917
11 SIKES, Phillip	.260	19-14	50	7	13	0	0	0	3	13	.260	3	2	16	0	.327	0	0	0-0	30	0	1	.968
14 MARSHALL, Derek	.259	13-6	27	4	7	2	0	1	5	12	.444	4	1	7	2	.375	0	0	0-0	13	0	0	1.000
27 ZAKOSEK, Daniel	.231	12-2	13	2	3	0	0	1	2	6	.462	7	1	3	0	.524	0	0	0-0	4	0	0	1.000
7 DEIMLING, Jeff	.227	16-10	44	2	10	2	0	0	3	12	.273	6	2	12	1	.346	0	0	0-1	40	4	0	1.000
2 GOULDSMITH, Garrett	.220	18-16	59	7	13	1	0	1	4	17	.288	5	0	14	3	.281	0	2	0-0	15	40	4	.932
42 CAMPILLO, Robby	.200	20-17	60	7	12	3	0	0	7	15	.250	6	0	13	2	.273	0	1	0-0	148	12	4	.976
17 HERRERA, Daniel	.111	11-4	18	1	2	0	0	0	1	2	.111	3	0	7	1	.238	0	1	0-0	48	3	0	1.000
16 WARE, Richard	.083	8-1	12	2	1	0	0	0	1	1	.083	1	0	6	1	.154	0	0	0-0	4	4	1	.889
26 ATKINS, Nick	.000	8-4	9	1	0	0	0	0	0	0	.000	0	0	3	0	.000	0	1	0-0	4	7	3	.786

9 LEITHA, Larry	.000	2-1	3	0	0	0	0	0	0	0	.000	1	1	1	0	.400	0	0	0-0	3	0	0	1.000
45 CONANT, Jeremy	.000	2-1	2	1	0	0	0	0	0	0	.000	1	0	0	0	.333	0	0	0-0	0	0	0	.000
Totals	.267	21	715	114	191	35	5	10	106	266	.372	106	15	156	17	.371	4	13	6-11	558	189	25	.968
Opponents	.312	21	769	160	240	48	10	18	152	362	.471	82	29	196	17	.395	8	10	16-22	563	261	11	.987

LOB - Team (176), Opp (180). DPs turned - Team (18), Opp (22). IBB - Team (1), MERRITT, Bra 1, Opp (2). Picked off - DUNN, Chris 1, DEIMLING, Je 1, CAMPILLO, Ro 1, WARE, Richar 1, SIKES, Phill 1.

(MW games only Sorted by Earned run avg)

Player	era	w-l	app	gs	cg	sho	sv	ip	h	r	er	bb	so	2b	3b	hr	b/avg	wp	hp	bk	sfa	sha
18 EMOND, Malachi	3.07	2-0	9	0	0	0/0	0	14.2	11	7	5	8	18	2	1	1	.212	3	2	0	1	2
33 TRIPP, Christian	3.27	1-1	8	0	0	0/0	3	11.0	11	5	4	4	12	1	0	1	.256	1	1	0	1	0
44 GARLEY, Nathaniel	3.81	1-1	8	1	0	0/0	1	26.0	27	12	11	5	27	9	1	2	.265	6	0	1	0	1
40 COFFEY, Brian	4.66	0-0	9	0	0	0/0	0	9.2	13	5	5	3	13	2	0	2	.310	0	0	0	0	1
10 DYE, Cody	5.88	2-4	7	7	1	0/0	0	41.1	51	28	27	15	39	11	1	2	.309	2	5	0	0	4
19 GILLESPIE, Drew	8.10	1-1	11	1	0	0/0	0	23.1	30	21	21	7	24	3	1	1	.333	2	6	1	2	2
32 SLATEN, Justin	8.10	1-4	7	7	0	0/0	0	30.0	39	36	27	18	34	9	5	4	.295	8	7	0	1	0
24 HARRINGTON, James	10.80	0-0	3	0	0	0/0	0	3.1	5	4	4	0	6	1	0	1	.333	0	3	0	0	0
12 KRAUTH, Nick	10.80	0-0	2	0	0	0/0	0	1.2	2	2	2	2	1	0	0	0	.286	0	0	0	0	0
4 GASSER, Robert	10.98	0-2	7	5	0	0/0	0	19.2	33	28	24	14	20	5	0	4	.371	1	5	0	1	0
29 SMITH, Chad	20.25	0-0	7	0	0	0/0	0	5.1	18	12	12	6	2	5	1	0	.563	2	0	0	2	0
Totals	6.87	8-13	21	21	1	0/0	4	186.0	240	160	142	82	196	48	10	18	.312	25	29	2	8	10
Opponents	4.84	13-8	21	21	0	0/0	5	187.2	191	114	101	106	156	35	5	10	.267	15	15	4	4	13

PB - Team (3), HERRERA, Dan 2, CAMPILLO, Ro 1, Opp (2). Pickoffs - Team (2), DYE, Cody 1, GASSER, Robe 1, Opp (5). SBA/ATT - CAMPILLO, Ro (15-20), DYE, Cody (7-9), GILLESPIE, D (1-3), SLATEN, Just (2-3), GARLEY, Nath (2-2), GASSER, Robe (1-2), HERRERA, Dan (1-2), HARRINGTON, (1-1), COFFEY, Bria (1-1), TRIPP, Chris (1-1).

NEW MEXICO MOUNTAIN WEST RESULTS

2018 New Mexico Lobo Baseball Game Results for New Mexico (as of Apr 22, 2018) (MW games only)

Date	Opponent	Score	Inns	Overall	MW	Pitcher of record	Attend	Time
* Mar 02, 2018	NEVADA	L 5-9	9	0-1-0	0-1-0	SLATEN, Just (L 1-2)	560	3:34
* Mar 03, 2018	NEVADA	w 8-5	9	1-1-0	1-1-0	TRIPP, Chris (W 1-0)	711	3:22
* Mar 04, 2018	NEVADA	L 8-13	9	1-2-0	1-2-0	DYE, Cody (L 0-2)	591	3:30
* Mar 09, 2018	at Fresno State	w 5-4	9	2-2-0	2-2-0	EMOND, Malac (W 1-1)	1184	3:29
* Mar 10, 2018	at Fresno State	L 1-5	9	2-3-0	2-3-0	GASSER, Robe (L 1-1)	1296	2:37
* Mar 11, 2018	at Fresno State	L 4-5	9	2-4-0	2-4-0	DYE, Cody (L 0-3)	1356	2:43
* Mar 23, 2018	AIR FORCE	L 4-10	9	2-5-0	2-5-0	SLATEN, Just (L 1-5)	672	3:17
* Mar 24, 2018	AIR FORCE	w 12-11	(10)	3-5-0	3-5-0	GILLESPIE, D (W 2-0)	679	4:11
* Mar 25, 2018	AIR FORCE	w 7-4	9	4-5-0	4-5-0	DYE, Cody (W 2-3)	661	3:08
* Mar 29, 2018	at #23 San Diego State	w 5-4	9	5-5-0	5-5-0	EMOND, Malac (W 3-1)	546	3:31
* Mar 30, 2018	at #23 San Diego State	w 9-5	9	6-5-0	6-5-0	GARLEY, Nath (W 2-1)	743	3:42
* Mar 31, 2018	at #23 San Diego State	L 2-3	9	6-6-0	6-6-0	DYE, Cody (L 2-4)	413	2:42
* Apr 06, 2018	FRESNO STATE	L 5-15	9	6-7-0	6-7-0	SLATEN, Just (L 1-6)	622	3:30
* Apr 07, 2018	FRESNO STATE	L 6-7	(11)	6-8-0	6-8-0	TRIPP, Chris (L 2-3)	696	4:00
* Apr 08, 2018	FRESNO STATE	L 6-11	9	6-9-0	6-9-0	GASSER, Robe (L 1-2)	522	2:56
* Apr 13, 2018	at Nevada	L 2-15	9	6-10-0	6-10-0	SLATEN, Just (L 1-7)	810	2:28
* Apr 14, 2018	at Nevada	L 2-5	9	6-11-0	6-11-0	DYE, Cody (L 2-5)	1112	2:53
* Apr 15, 2018	at Nevada	L 1-14	9	6-12-0	6-12-0	GILLESPIE, D (L 2-1)	751	3:08
* Apr 20, 2018	UNLV	w 8-5	9	7-12-0	7-12-0	SLATEN, Just (W 2-7)	552	3:12
* Apr 21, 2018	UNLV	w 11-2	9	8-12-0	8-12-0	DYE, Cody (W 3-5)	686	2:44
* Apr 22, 2018	UNLV	L 3-8	9	8-13-0	8-13-0	GARLEY, Nath (L 2-2)	640	3:03

* = Conference game

() extra inning game

NEW MEXICO HITTING STEAKS/MULTI-HIT GAMES

2018 New Mexico Lobo Baseball Miscellaneous Stats for New Mexico (as of Apr 22, 2018) (All games)

Multiple Hit Games	2	3	4	5+	Total
43 COLLIER, Danny	9	2	1	-	12
3 SCHILLING, Hayden	7	-	3	-	10
13 MANG, Connor	5	4	-	-	9
5 WATARI, Justin	4	2	1	-	7
15 MANG, Jared	5	2	-	-	7
6 MERRITT, Brayden	4	2	1	-	7
2 GOULDSMITH, Garrett	5	-	-	-	5
20 DUNN, Chris	3	2	-	-	5
42 CAMPILLO, Robby	4	-	-	-	4
7 DEIMLING, Jeff	2	1	1	-	4
27 ZAKOSEK, Daniel	2	1	-	-	3
11 SIKES, Phillip	3	-	-	-	3
14 MARSHALL, Derek	2	-	-	-	2
16 WARE, Richard	1	-	-	-	1
45 CONANT, Jeremy	1	-	-	-	1
TEAM	57	16	7	0	80

Multiple RBI Games	2	3	4	5+	Total
15 MANG, Jared	4	1	1	1	7
13 MANG, Connor	4	1	1	-	6
43 COLLIER, Danny	4	1	-	-	5
20 DUNN, Chris	3	1	-	-	4
3 SCHILLING, Hayden	3	-	1	-	4
7 DEIMLING, Jeff	1	1	1	-	3
6 MERRITT, Brayden	3	-	-	-	3
5 WATARI, Justin	3	-	-	-	3
27 ZAKOSEK, Daniel	1	1	-	-	2
11 SIKES, Phillip	1	1	-	-	2
2 GOULDSMITH, Garrett	1	1	-	-	2
45 CONANT, Jeremy	1	-	-	-	1
14 MARSHALL, Derek	1	-	-	-	1
42 CAMPILLO, Robby	1	-	-	-	1
TEAM	31	8	4	1	44

Hitting Streaks	Longest	Current
43 COLLIER, Danny	13	-
3 SCHILLING, Hayden	9	-
13 MANG, Connor	7	4
5 WATARI, Justin	7	-
2 GOULDSMITH, Garrett	7	-
20 DUNN, Chris	6	-
42 CAMPILLO, Robby	6	-
15 MANG, Jared	5	-
6 MERRITT, Brayden	5	2
14 MARSHALL, Derek	4	1
7 DEIMLING, Jeff	4	-
27 ZAKOSEK, Daniel	4	-
9 LEITHA, Larry	3	-
11 SIKES, Phillip	3	2
17 HERRERA, Daniel	2	-
45 CONANT, Jeremy	1	-
16 WARE, Richard	1	-
26 ATKINS, Nick	1	-

Reached Base Streaks	Longest	Current
3 SCHILLING, Hayden	19	19
43 COLLIER, Danny	18	5
5 WATARI, Justin	13	-
15 MANG, Jared	10	5
11 SIKES, Phillip	9	2
2 GOULDSMITH, Garrett	9	-
42 CAMPILLO, Robby	8	-
27 ZAKOSEK, Daniel	7	-
13 MANG, Connor	7	4
7 DEIMLING, Jeff	6	-
20 DUNN, Chris	6	-
6 MERRITT, Brayden	5	2
14 MARSHALL, Derek	4	1
9 LEITHA, Larry	4	-
45 CONANT, Jeremy	2	1
17 HERRERA, Daniel	2	-
16 WARE, Richard	1	-
26 ATKINS, Nick	1	-

NEW MEXICO LINEUPS

2018 New Mexico Lobo Baseball Miscellaneous Stats for New Mexico (as of Apr 22, 2018) (All games)

Starting Lineup By Position (Team W-L record when starter)

PITCHER:		
10 DYE, Cody	10	(3-6)
32 SLATEN, Justin	10	(4-6)
4 GASSER, Robert	8	(6-2)
24 HARRINGTON, James	4	(1-3)
44 GARLEY, Nathaniel	2	(0-2)
19 GILLESPIE, Drew	2	(0-2)
40 COFFEY, Brian	1	(0-1)
12 KRAUTH, Nick	1	(0-1)
CATCHER:		
42 CAMPILLO, Robby	26	(10-16)
17 HERRERA, Daniel	10	(4-5)
27 ZAKOSEK, Daniel	2	(0-2)
FIRST BASE:		
13 MANG, Connor	20	(7-13)
7 DEIMLING, Jeff	15	(6-8)
14 MARSHALL, Derek	3	(1-2)
SECOND BASE:		
5 WATARI, Justin	26	(10-16)
13 MANG, Connor	6	(3-2)
2 GOULDSMITH, Garrett	3	(1-2)
15 MANG, Jared	2	(0-2)
26 ATKINS, Nick	1	(0-1)
THIRD BASE:		
3 SCHILLING, Hayden	26	(9-16)
13 MANG, Connor	6	(3-3)
16 WARE, Richard	5	(2-3)
5 WATARI, Justin	1	(0-1)
SHORTSTOP:		
2 GOULDSMITH, Garrett	25	(8-16)
26 ATKINS, Nick	6	(3-3)
3 SCHILLING, Hayden	5	(2-3)
5 WATARI, Justin	2	(1-1)
LEFT FIELD:		
43 COLLIER, Danny	27	(9-17)
15 MANG, Jared	4	(1-3)
11 SIKES, Phillip	4	(1-3)
20 DUNN, Chris	3	(3-0)
CENTER FIELD:		
6 MERRITT, Brayden	21	(7-13)
15 MANG, Jared	11	(4-7)
9 LEITHA, Larry	4	(2-2)
11 SIKES, Phillip	2	(1-1)
RIGHT FIELD:		
11 SIKES, Phillip	16	(6-10)
15 MANG, Jared	9	(5-4)
20 DUNN, Chris	7	(2-4)
14 MARSHALL, Derek	4	(0-4)
6 MERRITT, Brayden	2	(1-1)
DESIGNATED HITTER:		
20 DUNN, Chris	13	(3-10)
7 DEIMLING, Jeff	6	(4-2)
27 ZAKOSEK, Daniel	6	(2-4)
14 MARSHALL, Derek	5	(2-3)
45 CONANT, Jeremy	4	(1-2)
43 COLLIER, Danny	3	(2-1)
3 SCHILLING, Hayden	1	(0-1)

Starting Lineup By Lineup Spot (Team W-L record when starter)

LEADOFF:		
43 COLLIER, Danny	19	(5-14)
5 WATARI, Justin	8	(5-3)
6 MERRITT, Brayden	5	(2-2)
3 SCHILLING, Hayden	4	(2-2)
2 GOULDSMITH, Garrett	2	(0-2)
2ND SPOT:		
3 SCHILLING, Hayden	27	(9-17)
5 WATARI, Justin	9	(3-6)
43 COLLIER, Danny	1	(1-0)
13 MANG, Connor	1	(1-0)
3RD SPOT:		
15 MANG, Jared	23	(8-15)
43 COLLIER, Danny	8	(3-4)
7 DEIMLING, Jeff	6	(3-3)
3 SCHILLING, Hayden	1	(0-1)
CLEANUP:		
20 DUNN, Chris	11	(4-7)
7 DEIMLING, Jeff	6	(2-3)
13 MANG, Connor	6	(1-5)
14 MARSHALL, Derek	5	(0-5)
42 CAMPILLO, Robby	4	(4-0)
15 MANG, Jared	3	(2-1)
27 ZAKOSEK, Daniel	2	(0-2)
43 COLLIER, Danny	1	(1-0)
5TH SPOT:		
13 MANG, Connor	10	(3-7)
7 DEIMLING, Jeff	7	(4-3)
20 DUNN, Chris	6	(1-4)
42 CAMPILLO, Robby	5	(2-3)
27 ZAKOSEK, Daniel	4	(2-2)
14 MARSHALL, Derek	4	(1-3)
45 CONANT, Jeremy	1	(0-1)
43 COLLIER, Danny	1	(1-0)
6TH SPOT:		
42 CAMPILLO, Robby	13	(2-11)
13 MANG, Connor	7	(5-2)
11 SIKES, Phillip	4	(2-2)
14 MARSHALL, Derek	3	(2-1)
45 CONANT, Jeremy	3	(1-1)
20 DUNN, Chris	2	(1-1)
27 ZAKOSEK, Daniel	2	(0-2)
5 WATARI, Justin	1	(0-1)
16 WARE, Richard	1	(0-1)
17 HERRERA, Daniel	1	(1-0)
7 DEIMLING, Jeff	1	(0-1)
7TH SPOT:		
11 SIKES, Phillip	10	(2-8)
2 GOULDSMITH, Garrett	7	(3-4)
17 HERRERA, Daniel	5	(2-3)
42 CAMPILLO, Robby	4	(2-2)
13 MANG, Connor	4	(1-2)
5 WATARI, Justin	3	(1-2)
20 DUNN, Chris	2	(1-1)
9 LEITHA, Larry	1	(1-0)
7 DEIMLING, Jeff	1	(1-0)
6 MERRITT, Brayden	1	(0-1)
8TH SPOT:		
6 MERRITT, Brayden	8	(2-6)
11 SIKES, Phillip	6	(3-3)
13 MANG, Connor	4	(2-2)
5 WATARI, Justin	4	(0-4)
17 HERRERA, Daniel	4	(1-2)
16 WARE, Richard	4	(2-2)
9 LEITHA, Larry	2	(1-1)

NEW MEXICO STREAKS

2018 New Mexico Lobo Baseball Miscellaneous Stats for New Mexico (as of Apr 22, 2018) (All games)

Multiple Hit Games	2	3	4	5+	Total
43 COLLIER, Danny	9	2	1	-	12
3 SCHILLING, Hayden	7	-	3	-	10
13 MANG, Connor	5	4	-	-	9
5 WATARI, Justin	4	2	1	-	7
15 MANG, Jared	5	2	-	-	7
6 MERRITT, Brayden	4	2	1	-	7
2 GOULDSMITH, Garrett	5	-	-	-	5
20 DUNN, Chris	3	2	-	-	5
42 CAMPILLO, Robby	4	-	-	-	4
7 DEIMLING, Jeff	2	1	1	-	4
27 ZAKOSEK, Daniel	2	1	-	-	3
11 SIKES, Phillip	3	-	-	-	3
14 MARSHALL, Derek	2	-	-	-	2
16 WARE, Richard	1	-	-	-	1
45 CONANT, Jeremy	1	-	-	-	1
TEAM	57	16	7	0	80

Multiple RBI Games	2	3	4	5+	Total
15 MANG, Jared	4	1	1	1	7
13 MANG, Connor	4	1	1	-	6
43 COLLIER, Danny	4	1	-	-	5
20 DUNN, Chris	3	1	-	-	4
3 SCHILLING, Hayden	3	-	1	-	4
7 DEIMLING, Jeff	1	1	1	-	3
6 MERRITT, Brayden	3	-	-	-	3
5 WATARI, Justin	3	-	-	-	3
27 ZAKOSEK, Daniel	1	1	-	-	2
11 SIKES, Phillip	1	1	-	-	2
2 GOULDSMITH, Garrett	1	1	-	-	2
45 CONANT, Jeremy	1	-	-	-	1
14 MARSHALL, Derek	1	-	-	-	1
42 CAMPILLO, Robby	1	-	-	-	1
TEAM	31	8	4	1	44

Hitting Streaks	Longest	Current
43 COLLIER, Danny	13	-
3 SCHILLING, Hayden	9	-
13 MANG, Connor	7	4
5 WATARI, Justin	7	-
2 GOULDSMITH, Garrett	7	-
20 DUNN, Chris	6	-
42 CAMPILLO, Robby	6	-
15 MANG, Jared	5	-
6 MERRITT, Brayden	5	2
14 MARSHALL, Derek	4	1
7 DEIMLING, Jeff	4	-
27 ZAKOSEK, Daniel	4	-
9 LEITHA, Larry	3	-
11 SIKES, Phillip	3	2
17 HERRERA, Daniel	2	-
45 CONANT, Jeremy	1	-
16 WARE, Richard	1	-
26 ATKINS, Nick	1	-

Reached Base Streaks	Longest	Current
3 SCHILLING, Hayden	19	19
43 COLLIER, Danny	18	5
5 WATARI, Justin	13	-
15 MANG, Jared	10	5
11 SIKES, Phillip	9	2
2 GOULDSMITH, Garrett	9	-
42 CAMPILLO, Robby	8	-
27 ZAKOSEK, Daniel	7	-
13 MANG, Connor	7	4
7 DEIMLING, Jeff	6	-
20 DUNN, Chris	6	-
6 MERRITT, Brayden	5	2
14 MARSHALL, Derek	4	1
9 LEITHA, Larry	4	-
45 CONANT, Jeremy	2	1
17 HERRERA, Daniel	2	-
16 WARE, Richard	1	-
26 ATKINS, Nick	1	-

**2018 New Mexico Lobo Baseball
Miscellaneous Stats for New Mexico (as of Apr 22, 2018)
(All games)**

[illegible]

NEW MEXICO STARTING MISCELLANEOUS

2018 New Mexico Lobo Baseball Games Summary for New Mexico (as of Apr 22, 2018) (All games)

Score by innings	1	2	3	4	5	6	7	8	9	EX	Total
New Mexico	39	26	14	17	20	24	19	26	17	5	207
Opponents	28	43	39	42	33	27	19	38	14	3	286
Record when ...											
Overall	14-23-1					After 6 leading					8-1-1
Conference	8-13				 trailing					4-2-2
Non-Conference	6-10-1				 tied					2-0
Home games	8-10-1					After 7 leading					9-1-1
Away games	3-10				 trailing					2-2-1
Neutral site	3-3				 tied					3-1
Day games	7-16-1					After 8 leading					11-0
Night games	7-7				 trailing					1-2-2
vs Left starter	5-3				 tied					2-1-1
vs Right starter	9-20-1										
1-Run games	5-6					Hit 0 home runs					10-17
2-Run games	2-0					... 1 home run					1-3-1
5+Run games	3-12					... 2+ home runs					3-3
Extra innings	3-2-1										
Shutouts	1-1					Opponent 0 home runs					9-9
Scoring 0-2 runs					0-9 1 home run					3-8-1
..... 3-5 runs					4-8 2+ HRs					2-6
..... 6-9 runs					6-6-1	Made 0 errors					6-7
..... 10+ runs					4-0	... 1 error					3-10
Opponent 0-2 runs					4-1	... 2+ errors					5-6-1
..... 3-5 runs					6-7	Opp. made 0 errors					5-11
..... 6-9 runs					3-5-1 1 error					6-5
..... 10+ runs					1-10 2+ errors					3-7-1
Scored in 1st inning					5-8	Out-hit opponent					10-4
Opp. scored in 1st					2-10-1	Out-hit by opponent					3-18-1
Scores first					9-4	Hits are tied					1-1
Opp. scores first					5-19-1						

Record when team scores:

Runs	0	1	2	3	4	5	6	7	8	9	10+
W-L	0-1	0-3	0-5	2-3	0-3	2-2	1-3	1-1	3-1	1-1	4-0

Record when opponent scores:

Runs	0	1	2	3	4	5	6	7	8	9	10+
W-L	1-0	2-1	1-0	0-1	3-1	3-5	0-0	1-2	0-1	2-2	1-10

Record when leading after:

Inn.	1	2	3	4	5	6	7	8
W-L	4-5	6-5	9-2	10-1	9-1	8-1	9-1	11-0

Record when trailing after:

Inn.	1	2	3	4	5	6	7	8
W-L	1-6	3-16	2-20	3-21	4-21	4-22	2-21	1-22

Record when tied after:

Inn.	1	2	3	4	5	6	7	8
W-L	9-12	5-2	3-1	1-1	1-1	2-0	3-1	2-1

Current losing streak: 1
Longest winning streak: 4
Longest losing streak: 10

Home attendance : 11579 (19 dates avg = 609)
Away attendance : 21782 (19 dates avg = 1146)
Total attendance: 33361 (38 dates avg = 877)

NEW MEXICO SEASON AND CAREER STATS

2018 New Mexico Lobo Baseball
Individual Season/Career Summary for New Mexico (as of Apr 22, 2018)
(All games Sorted by Batting avg)

Record: 14-23-1 Home: 8-10-1 Away: 3-10 Neutral: 3-3 MW: 8-13

Player	SEASON														CAREER													
	Avg	G-GS	AB	R	H	2B	3B	HR	RBI	BB	Hbp	SO	Sb-Att	Avg	G-GS	AB	R	H	2B	3B	HR	RBI	BB	Hbp	SO	Sb-Att		
13 MANG, Connor	.333	32-32	105	25	35	5	3	2	21	17	3	19	2-3	.327	35-32	107	27	35	5	3	2	21	18	3	19	2-3		
3 SCHILLING, Hayden	.311	34-32	122	20	38	10	1	0	19	18	6	16	4-8	.301	108-93	359	68	108	24	2	2	63	52	12	54	14-27		
27 ZAKOSEK, Daniel	.300	22-8	40	6	12	0	0	1	9	8	1	5	0-0	.300	22-8	40	6	12	0	0	1	9	8	1	5	0-0		
43 COLLIER, Danny	.299	31-30	127	23	38	9	2	1	14	18	1	24	7-8	.337	179-166	683	129	230	34	11	4	122	90	9	85	25-33		
6 MERRITT, Brayden	.293	32-23	82	16	24	3	0	2	13	7	1	15	1-3	.293	32-23	82	16	24	3	0	2	13	7	1	15	1-3		
5 WATARI, Justin	.284	30-29	102	19	29	6	1	0	14	21	0	10	2-2	.277	65-55	184	48	51	10	1	0	26	53	1	32	3-4		
7 DEIMLING, Jeff	.281	32-21	89	10	25	3	1	1	13	10	4	23	0-2	.289	33-21	90	10	26	3	1	1	14	10	4	23	0-2		
15 MANG, Jared	.280	26-26	93	24	26	2	0	6	24	16	9	19	2-3	.328	142-131	509	124	167	29	4	18	116	61	19	74	9-13		
2 GOULDSMITH, Garrett	.274	34-28	95	10	26	2	1	1	9	13	0	19	1-5	.274	34-28	95	10	26	2	1	1	9	13	0	19	1-5		
14 MARSHALL, Derek	.246	25-12	61	7	15	4	0	2	9	4	2	18	1-1	.246	25-12	61	7	15	4	0	2	9	4	2	18	1-1		
11 SIKES, Phillip	.243	31-22	74	11	18	1	0	1	7	5	5	23	0-0	.243	31-22	74	11	18	1	0	1	7	5	5	23	0-0		
20 DUNN, Chris	.232	31-23	82	13	19	2	2	1	14	11	2	41	0-0	.232	31-23	82	13	19	2	2	1	14	11	2	41	0-0		
42 CAMPILLO, Robby	.209	35-26	91	10	19	4	1	0	10	11	3	21	0-1	.236	64-45	157	19	37	7	1	1	20	22	3	40	0-2		
17 HERRERA, Daniel	.175	21-10	40	3	7	0	0	0	4	8	0	8	1-2	.224	59-37	125	15	28	3	0	1	19	21	3	25	1-2		
9 LEITHA, Larry	.154	14-4	26	2	4	2	0	0	2	2	2	9	2-3	.154	14-4	26	2	4	0	0	0	2	2	2	9	2-3		
16 WARE, Richard	.121	19-5	33	3	4	0	0	0	3	2	1	13	0-0	.121	19-5	33	3	4	0	0	0	3	2	1	13	0-0		
26 ATKINS, Nick	.091	14-7	22	3	2	0	0	0	0	1	0	4	0-0	.091	14-7	22	3	2	0	0	0	0	1	0	4	0-0		

45 CONANT, Jeremy	.167	6-4	12	2	2	0	0	0	2	3	0	1	0-0	.167	6-4	12	2	2	0	0	0	2	3	0	1	0-0		
Totals	.265	38-38	1296	207	343	53	12	18	187	175	40	288	23-41															
Opponents	.308	38-38	1393	286	429	80	21	32	270	159	42	327	31-45															

(All games Sorted by Earned run avg)

[illegible]

2018 New Mexico Lobo Baseball
Individual Season/Career Summary for New Mexico (as of Apr 22, 2018)
(All games Sorted by Fielding pct)

Player	SEASON										CAREER									
	CH	PO	A	E	Fld%	SBA	CSB	SBA%	PB	CI	Ch	PO	A	E	Fld%	SBA	CSB	SBA%	PB	CI
43 COLLIER, Danny	50	49	1	0	1.000	0	0	---	0	0	202	189	9	4	.980	0	0	---	0	0
6 MERRITT, Brayden	48	48	0	0	1.000	0	0	---	0	0	48	48	0	0	1.000	0	0	---	0	0
27 ZAKOSEK, Daniel	24	22	2	0	1.000	3	0	1.000	1	0	24	22	2	0	1.000	3	0	1.000	1	0
20 DUNN, Chris	20	19	1	0	1.000	0	0	---	0	0	20	19	1	0	1.000	0	0	---	0	0
9 LEITHA, Larry	15	14	1	0	1.000	0	0	---	0	0	15	14	1	0	1.000	0	0	---	0	0
19 GILLESPIE, Drew	10	3	7	0	1.000	1	2	.333	0	0	16	6	10	0	1.000	2	4	.333	0	0
44 GARLEY, Nathaniel	7	2	5	0	1.000	3	0	1.000	0	0	8	3	5	0	1.000	4	0	1.000	0	0
24 HARRINGTON, James	3	1	2	0	1.000	2	1	.667	0	0	27	12	13	2	.926	21	6	.778	0	0
40 COFFEY, Brian	3	2	1	0	1.000	2	1	.667	0	0	5	3	2	0	1.000	2	1	.667	0	0
12 KRAUTH, Nick	2	0	2	0	1.000	0	0	---	0	0	2	0	2	0	1.000	0	0	---	0	0
33 TRIPP, Christian	1	0	1	0	1.000	1	0	1.000	0	0	16	4	12	0	1.000	11	0	1.000	0	0
17 HERRERA, Daniel	100	90	9	1	.990	5	5	.500	2	0	301	261	34	6	.980	29	12	.707	6	0
13 MANG, Connor	191	153	36	2	.990	0	0	---	0	0	191	153	36	2	.990	0	0	---	0	0
42 CAMPILLO, Robby	247	219	24	4	.984	23	9	.719	2	0	366	320	41	5	.986	45	14	.763	6	1
14 MARSHALL, Derek	53	52	0	1	.981	0	0	---	0	0	53	52	0	1	.981	0	0	---	0	0
11 SIKES, Phillip	44	43	0	1	.977	0	1	.000	0	0	44	43	0	1	.977	0	1	.000	0	0
5 WATARI, Justin	118	38	77	3	.975	0	0	---	0	0	233	70	156	7	.970	0	0	---	0	0
7 DEIMLING, Jeff	147	134	8	5	.966	0	0	---	0	0	147	134	8	5	.966	0	0	---	0	0
15 MANG, Jared	52	45	5	2	.962	0	0	---	0	0	259	225	27	7	.973	0	0	---	0	0
16 WARE, Richard	21	8	12	1	.952	0	0	---	0	0	21	8	12	1	.952	0	0	---	0	0
2 GOULDSMITH, Garrett	119	32	81	6	.950	0	0	---	0	0	119	32	81	6	.950	0	0	---	0	0
32 SLATAN, Justin	17	5	11	1	.941	6	2	.750	0	0	33	13	19	1	.970	9	3	.750	0	0
26 ATKINS, Nick	31	10	18	3	.903	0	0	---	0	0	31	10	18	3	.903	0	0	---	0	0
3 SCHILLING, Hayden	87	17	61	9	.897	0	0	---	0	0	374	130	223	21	.944	0	1	.000	0	0
10 DYE, Cody	17	5	10	2	.882	9	4	.692	0	0	18	5	10	3	.833	9	5	.643	0	0
29 SMITH, Chad	7	3	3	1	.857	4	0	1.000	0	0	11	3	7	1	.909	5	0	1.000	0	0
18 EMOND, Malachi	7	0	5	2	.714	1	1	.500	0	0	7	0	5	2	.714	1	1	.500	0	0
4 GASSER, Robert	6	1	2	3	.500	2	2	.500	0	0	6	1	2	3	.500	2	2	.500	0	0
45 CONANT, Jeremy	0	0	0	0	.000	0	0	---	0	0	0	0	0	0	.000	0	0	---	0	0
Totals	1447	1015	385	47	.968	31	14	.689	5	0										
Opponents	1513	1025	454	34	.978	23	18	.561	9	0										

THE LAST TIME A LOBO...**HITTING**

Grand slam: Carl Stajduhar vs. San Diego State, 5/26/17
Hit for the cycle: Danny Collier vs. Air Force, 3/24/18
Five hits: Jack Zoellner vs. Air Force 5/6/17
Six hits: Carl Stajduhar vs. Fresno State, 4/9/16
Eight at bats: Josh Mader vs. Air Force, 5/2/03
Four runs: Jack Zoellner vs. Air Force 5/6/17
Five runs: Carl Stajduhar at UNLV, 3/24/17
Six runs: Justin Howard vs. Coppin State, 4/18/10*#
Five RBI: Jared Mang vs. No. 4 Texas Tech, 4/17/18
Six RBI: Jared Mang at San Diego State, 4/30/17
Seven RBI: Carl Stajduhar vs. Texas Tech 4/26/17
Eight RBI: DJ Peterson at No. 21 UNLV, 3/17/13
10 RBI: Brian Cavazos-Galvez vs. Air Force, 4/12/08*#
Three doubles: Danny Collier vs. Air Force, 5/7/17
Four doubles: Reece Weber vs. San José State, 5/10/15
Four extra-base hits: Reece Weber vs. San José State, 5/10/15
Two triples: Chris Dunn vs. Central Michigan, 2/22/18
Back-to-back-to-back triples: Mike Brownstein, Dane Hamilton, Brian Cavazos-Galvez vs. TAMU-CC (Game 2), 2/21/09
Inside-the-Park home run: DJ Peterson vs. TCU, 5/20/11
Walk-off home run: Danny Collier vs. Air Force, 3/24/18
Two home runs: Jack Zoellner vs. Air Force, 5/6/17
Three home runs: Carl Stajduhar vs. Air Force, 5/6/17
Four home runs: Brian Cavazos-Galvez vs. Air Force, 4/12/08*#
Two home runs in one inning: Josh Mader at Utah, 4/8/04
Two or more players with multi-homers: Brian Cavazos-Galvez (4), Kevin Atkinson (2) vs. Air Force, 4/12/08
Back-to-back homers: Luis Gonzalez, Jared Mang vs. Nevada, 5/20/17
Back-to-back-to-back homers: Daniel Stovall, Matt Hibbitts, Ian Hollick vs. Hawaii-Hilo, 4/28/07
Multiple back-to-back homers in same game: (2), Joe Salas, Daniel Stovall, vs. Air Force, 5/16/04
Homered in three straight games: Carl Stajduhar vs. UNLV, 4/21-23/17
Three or more sacrifice bunts in a game: 3, Jared Holley, 4/20/13
Four strikeouts: Carl Stajduhar at Oklahoma State, 3/15/17
Three HBP: Jared Holley vs. LaSalle, 3/5/13
Three stolen bases: Luke Campbell at UNLV, 3/16/13
Four Walks: Luis Gonzalez vs. Air Force, 5/5/17
Five Walks: DJ Peterson vs. UC Riverside, 3/9/13*

Five or more home runs (team): 6, vs. Air Force, 5/6/17
20 or more hits: 22, vs. Fresno State (W, 24-4), 3/31/17
25 or more hits: 25, vs. Grand Canyon, (W, 22-3), 3/22/17
30 or more hits: 31, vs. Binghamton (Game 1), 3/7/09
Allowed 20 or more hits: 22, vs. No. 4 Texas Tech, 4/17/18
20 or more runs: 20, vs. Central Michigan, 2/22/18
Allowed 20 or more runs: 20, vs. No. 4 Texas Tech (L, 20-9), 4/17/18
30 or more runs: 30, vs. Binghamton (Game 1), 3/7/09
20 or more RBI: 21, vs. Fresno State, 3/31/17
40 or more total bases: 42, at UNLV, 3/24/17
50 or more total bases: 51, vs. Binghamton (Game 1), 3/7/09
60 or more total bases: 61, vs. Air Force, 4/12/08#
No strikeouts: 5/4/14 vs. San Diego State (35 at-bats)
No walks: 3/19/17 at Cal State Fullerton (29 at-bats)
10 or more strikeouts: 10, at San Diego State, 3/29/18
10 or more walks: 10, at San Diego State, 3/30/18
15 or more walks: 15, Fresno State, 3/31/17
5 or more HBP: 5, vs. Columbia, 3/16/18
Was no-hit (7-inning game): at Utah, 4/21/90
Was no-hit (9-inning game): at Wichita State, 3/20/90

PITCHING

No-hitter (7-inning game): Mike Connell vs. N.M. Highlands, 3/24/77
No-hitter (9-inning game): Jim Kremmel vs. Arizona, 4/17/70
One-hitter: Tyler Stevens vs. Air Force, 4/12/15
Complete game: Tyler Stevens vs. Nevada, 5/25/17
Complete-game shutout: Colton Thomson vs. Nevada, 5/26/16
10 or more strikeouts: 11, Colton Thomson vs. Nevada, 5/26/16
15 or more strikeouts: 15, Bob McAulay vs. UTEP, 5/13/66
10 or more strikeouts (staff): 11, at Nevada, 4/14/18
15 or more strikeouts (staff): 17 vs. Air Force, 3/24/18 (10 innings)
No strikeouts (staff): 3/5/17 at Air Force (Johnathon Tripp 30 batters faced; Drew Gillespie 5 BF, Austin Isenhardt 1 BF, Christian Tripp 8 BF)
No walks (complete game): 3/25/16 at San Diego State (Carson Schneider, 34 batters faced)
No walks (staff): 2/23/18 vs. Central Michigan
10 or more walks (staff): 10 vs. New Mexico State, 5/15/12

FIELDING

Five or more errors: 5/15/15 at New Mexico State (6, L, 22-8)
A Lobo committed three errors: 3, Hayden Schilling vs. Central Michigan, 2/22/18
Eight or more assists: 8, Dalton Bowers at New Mexico State, 5/3/16
Caught three runners stealing: Mitch Garver vs. Texas Tech, 4/25/12
15 or more putouts: 18, Jack Zoellner vs. UNLV, 4/1/17
UNM turned a triple play: 5/13/16 vs. Nevada (4-6-3-2)
UNM hit into a triple play: 4/23/09 at BYU

IN AN INNING

10 or more runs in an inning: 10 vs. Grand Canyon, 3/22/17
15 or more runs in an inning: 15 vs. Savannah State, 3/11/05
4 or more homers in an inning: 4 at Air Force, 5/19/05
5 or more doubles in an inning: 5, at Nevada, 4/21/13
4 or more triples in an inning: 4, vs. TAMU-CC (Game 2), 2/21/09^
10 or more hits in an inning: 11, vs. Grand Canyon, 3/22/17
10 or more consecutive hits: 11, vs. Savannah State, 3/11/05*
10 or more consecutive batters reach base: 12 vs. Fresno State, 4/13/13
15 or more consecutive batters reach base: 16 vs. Savannah State, 3/11/05
Player with hits from both sides of plate in same inning: Sam Haggerty vs. Fresno State 4/12/13

SCORING AND MISCELLANEOUS

A Lobo stole home: Connor Mang vs. Columbia, 3/17/18
UNM stole seven or more bases: 7, 4/17/13 vs. New Mexico State (W, 13-6)
UNM tied: 3/25/18 vs. Central Michigan (6-6)
UNM was shut out: 3/16/18 at Houston (1-0)
UNM shut out opponent: 2/23/18 vs. Central Michigan (6-0)
UNM was shut out at home: 4/15/17 vs. Missouri St. (8-0)
UNM was shut out on the road: 3/16/18 at Houston (1-0)
UNM shut out opponent at home: 2/23/18 vs. Central Michigan (6-0)
UNM shut out opponent on road: 3/28/16 at Sacramento State (1-0)
UNM recorded back-to-back shutouts: 5/6-5/7, 2011 vs. Air Force (5-0, 10-0)
UNM recorded three straight shutouts: 2/24-3/3, 1973 vs. New Mexico State (1-0) and New Mexico Highlands (7-0, 4-0)
UNM shut out in back-to-back games: 3/14-15/2017 at Oklahoma State
Most runs in three-game series: 73, vs. Air Force (4/13-14, 2006)
Consecutive one-run games: 3, at No. 7 Cal State Fullerton (3/17-19/2017)
Four straight one-run games: April 3-9, 2016
Five straight one-run games: March 18-24, 2015*

THE LAST TIME A LOBO...**SERIES**

UNM swept non-conf. series, home: Binghamton, 2/17-19, 2017; vs. Central Michigan 2/22-25, 2018 (one tie)

UNM swept non-conf. series, road: at No. 23 Oklahoma St., 3/14-15, 2017

UNM was swept in non-conference series, home: Dallas Baptist, 3/4-6, 2016

UNM was swept in non-conference series on road: at No. 7 Cal State Fullerton 3/17-19/2017

UNM swept MW series at home: UNLV, 4/21-23, 2017

UNM swept MW series on road: at UNLV, 3/24-26, 2017

UNM swept multiple MW series in a row: 3, 3/3/17-3/26/17 at Air Force, vs. San José State, at UNLV

UNM was swept in MW series at home: Fresno State 4/6-8, 2018

UNM was swept in MW series on road: at Nevada 4/13-15, 2018

EXTRA INNINGS

Won an extra-inning game: 3/24/18 Air Force (12-11, 10 inn.)

Lost an extra-inning game: 4/7/18 Fresno State (7-6, 11 inn.)

Extra inning games in a row: 2, 3/13-3/15, 2013 at No. 14 Arizona State and at No. 21 UNLV

3 straight extra-inning games: at Utah, 4/9-11, 2009

Played a 10-inning game: vs. Air Force, 3/24/18 (W, 12-11)

Played an 11-inning game: vs. Fresno State, 4/7/18 (L, 7-6)

Played a 12-inning game: vs. Fresno State, 4/9/16 (W, 14-13)

Played a 13-inning game: vs. Columbia, 6/1/13 (L, 6-5, NCAA Tourn.)

Played a 14-inning game: vs. Eastern New Mexico, 2/5-6, 1996 (W, 8-7)

Played a 15-inning game: at New Mexico State, 2/9/02 (L, 4-3)

WALK-OFFS

Won on last at-bat: 3/24/18 vs. Air Force, 3/24/18 (12-11, 10 innings)

Lost on last at-bat: 3/11/18 at Cal Poly (5-4, 10 innings)

Scored two runs in last at-bat to win: 2/28/15 vs. San Francisco (4-3, 9 innings)

Scored three runs in last at-bat to win: 3/5/11 vs. UTSA (6-5)

Scored four runs in last at-bat to win: 4/25/12 vs. Texas Tech (14-13)

Scored five runs in last at-bat to win: 2/12/01 vs. Southern Utah (8-7)

Scored six runs in last at-bat to win: 3/22/13 vs. Nevada (9-8)

Scored seven runs in last at-bat to win: 3/13/10 vs. Louisiana Tech (15-14, 10 innings, Game One)

Scored nine runs in last at-bat to win: 3/21/99 vs. TCU (17-16)

Allowed two runs in last at-bat to lose: 3/11/11 at Oklahoma State (3-2)

Allowed three runs in last at-bat to lose: 2/26/17 at No. 23 DBU (7-6)

Allowed four runs in last at-bat to lose: 5/12/06 at UNLV (12-8)

Allowed five runs in last at-bat to lose: 2/17/96 at UNLV (7-6)

UNM SCORING IN AN INNING

Most runs in top of 1st: 11, at Air Force (5/14/09)

Most runs in top of 2nd: 10, 2x, last at Air Force (4/15/97)

Most runs in top of 3rd: 8, 3x, last at Air Force (4/25/10, Game One)

Most runs in top of 4th: 12, at Air Force (4/15/07)

Most runs in top of 5th: 12, at Air Force (4/17/04)

Most runs in top of 6th: 10, at Air Force (5/19/16)

Most runs in top of 7th: 9, at Air Force (4/16/07)

Most runs in top of 8th: 12, at Utah (4/1/00)

Most runs in top of 9th: 9, at New Mexico State (2/16/86)

Most runs in top of 10th: 4, at Texas State (2/11/06)

Most runs in top of 11th: 6, at Arizona (1/30/93)

Most runs in top of 12th: 1, vs. BYU at San Diego State (3/31/06)

Most runs in top of 13th: N/A

Most runs in top of 14th: N/A

Most runs in top of 15th: 1, vs. Gonzaga at Fresno State (3/31/72)

Most runs in bottom of 1st: 11, vs. Colorado State (3/25/76)

Most runs in bottom of 2nd: 15, vs. Savannah State (3/11/05)

Most runs in bottom of 3rd: 13, vs. NM Highlands (2/28/90)

Most runs in bottom of 4th: 12, vs. Air Force at UNLV (5/27/04)

Most runs in bottom of 5th: 10, 2x, last vs. Utah (4/22/06)

Most runs in bottom of 6th: 20, vs. Utah (3/13/93)*

Most runs in bottom of 7th: 11, vs. Texas State (2/18/05)

Most runs in bottom of 8th: 12, 3x, last vs. Fresno State (4/13/13)

Most runs in bottom of 9th: 9, 2x, last vs. New Mexico State (3/26/02)

Most runs in bottom of 10th: 7, vs. Louisiana Tech (3/13/10)

Most runs in bottom of 11th: 2, vs. New Mexico State (5/15/12)

Most runs in bottom of 12th: 2 vs. UNLV (3/9/14)

Most runs in bottom of 13th: 1, 2x, last vs. Northwestern (3/7/03)

Most runs in bottom of 14th: 1, 2x, last vs. Eastern New Mexico (2/5-6, 1996)

Most runs in bottom of 15th: N/A

OPPONENT SCORING IN AN INNING

Most runs in top of 1st: 12, vs. BYU (3/26/94)

Most runs in top of 2nd: 8, vs. Southern Colorado (3/15/71)

Most runs in top of 3rd: 12, vs. Wichita State (3/16/89)

Most runs in top of 4th: 11, vs. Rice (4/11/98)

Most runs in top of 5th: 10, vs. Texas Tech (2/22/00)

Most runs in top of 6th: 10, vs. BYU (4/11/02)

Most runs in top of 7th: 11, vs. BYU (4/6/00)

Most runs in top of 8th: 8, 2x, last vs. Rice (4/12/98)

Most runs in top of 9th: 12, vs. BYU (3/18/05, Game Two)

Most runs in top of 10th: 9, vs. San Francisco (3/18/06)

Most runs in top of 11th: 6, vs. Nevada at Las Vegas, Nev. (5/23/14)

Most runs in top of 12th: 1, 4x, last vs. UNLV (3/9/14)

Most runs in top of 13th: 1, 2x, last vs. Columbia (6/1/13)

Most runs in top of 14th: N/A

Most runs in top of 15th: N/A

Most runs in bottom of 1st: 11, at Arizona State (2/9/80, Game One)

Most runs in bottom of 2nd: 11, at BYU (4/20/91)

Most runs in bottom of 3rd: 15, at Hawaii (4/22/89)

Most runs in bottom of 4th: 12, 2x, last at Air Force (4/15/90)

Most runs in bottom of 5th: 12, at Cal State Fullerton (3/7/86)

Most runs in bottom of 6th: 12, at LMU (3/11/86)

Most runs in bottom of 7th: 7, 3x, last at Pepperdine (3/12/18)

Most runs in bottom of 8th: 9, at Arizona (1/31/98)

Most runs in bottom of 9th: 4, 7x, last at Air Force (4/15/07)

Most runs in bottom of 10th: 4, at Air Force (4/24/65)

Most runs in bottom of 11th: 2, vs. BYU at San Diego State (3/31/06)

Most runs in bottom of 12th: 2, vs. BYU at San Diego State (3/31/06)

Most runs in bottom of 13th: N/A

Most runs in bottom of 14th: N/A

Most runs in bottom of 15th: 1, at New Mexico State (2/9/02)

* = School record

= Mountain West record

^ = NCAA record

LOBO GAME-BY-GAME STATS

#26 ATKINS, Nick - 14 games (All games)

Date	Opponent	Pos	AB	R	H	RBI	2B	3B	HR	BB	SB	CS	HBP	SAC	SF	GDP	K	PO	A	E	Avg
Feb 18	vs Gonzaga	2b	0	0	0	0	0	0	0	0	0	0	0	0	0	0	0	0	0	0	.000
Mar 07	at Texas Tech	2b	1	0	0	0	0	0	0	0	0	0	0	0	0	0	0	1	0	0	.000
Mar 09	at Fresno State	2b	0	0	0	0	0	0	0	0	0	0	0	0	0	0	0	0	0	0	.000
Mar 11	at Fresno State	*2b	3	0	0	0	0	0	0	0	0	0	0	0	0	0	1	3	1	0	.000
Mar 12	at Cal Poly	*ss	3	0	0	0	0	0	0	0	0	0	0	0	0	1	0	2	5	0	.000
Mar 13	at Pepperdine	*ss	4	1	0	0	0	0	0	0	0	0	0	0	0	0	0	2	2	0	.000
Mar 16	vs Columbia	*ss	2	1	1	0	0	0	0	1	0	0	0	0	0	0	0	1	4	0	.077
Mar 24	AIR FORCE	ss	0	0	0	0	0	0	0	0	0	0	0	0	0	0	0	1	0	0	.077
Mar 25	AIR FORCE	*ss	3	0	0	0	0	0	0	0	0	0	0	1	0	0	1	0	1	0	.062
Mar 29	at San Diego State	*ss	2	0	0	0	0	0	0	0	0	0	0	0	0	0	1	0	1	1	.056
Mar 31	at San Diego State	ss	0	0	0	0	0	0	0	0	0	0	0	0	0	0	0	1	1	0	.056
Apr 02	ARIZONA	ph/ss	3	0	1	0	0	0	0	0	0	0	0	0	0	0	1	0	0	0	.095
Apr 06	FRESNO STATE	*ss	1	0	0	0	0	0	0	0	0	0	0	0	0	0	0	2	2	0	.091
Apr 07	FRESNO STATE	pr	0	1	0	0	0	0	0	0	0	0	0	0	0	0	0	0	0	0	.091
Totals		7gs	22	3	2	0	0	0	0	1	0	0	0	1	0	1	4	10	18	3	.091

On base pct. .130 • Slugging pct. .091

#42 CAMPILLO, Robby - 35 games (All games)

Date	Opponent	Pos	AB	R	H	RBI	2B	3B	HR	BB	SB	CS	HBP	SAC	SF	GDP	K	PO	A	E	Avg
Feb 16	vs Oregon State	*c	3	0	0	0	0	0	0	0	0	0	0	0	0	0	2	7	0	0	.000
Feb 17	vs Cal Poly	*c	5	0	0	0	0	0	0	0	0	0	0	0	0	0	2	11	0	0	.000
Feb 18	vs Gonzaga	c	1	0	0	0	0	0	0	0	0	0	0	0	0	1	0	3	1	0	.000
Feb 19	vs Oregon State	*c	2	1	1	0	1	0	0	2	0	0	0	0	0	0	0	6	1	0	.091
Feb 22	CENTRAL MICHIGAN	ph/c	2	1	1	1	0	1	0	1	0	0	0	0	0	0	0	2	1	0	.154
Feb 23	CENTRAL MICHIGAN	*c	4	0	1	0	0	0	0	0	0	0	0	0	0	0	1	8	1	0	.176
Feb 24	CENTRAL MICHIGAN	*c	2	0	0	0	0	0	0	1	0	1	1	0	0	0	2	8	1	0	.158
Feb 25	CENTRAL MICHIGAN	1b	0	0	0	0	0	0	0	0	0	0	0	0	0	0	0	2	0	0	.158
Mar 02	NEVADA	ph	1	0	0	0	0	0	0	0	0	0	0	0	0	0	1	0	0	0	.150
Mar 03	NEVADA	*c	4	1	2	1	0	0	0	0	0	0	0	0	0	0	0	8	1	1	.208
Mar 04	NEVADA	*c	2	0	0	0	0	0	0	0	0	0	0	0	0	0	1	6	0	0	.192
Mar 07	at Texas Tech	*c	3	0	1	1	0	0	0	1	0	0	0	0	0	0	0	9	1	0	.207
Mar 09	at Fresno State	*c	5	2	2	0	0	0	0	0	0	0	0	0	0	0	1	10	0	0	.235
Mar 10	at Fresno State	*c	4	0	1	0	1	0	0	0	0	0	0	0	0	0	1	7	1	1	.237
Mar 11	at Fresno State	*c	4	0	2	1	2	0	0	0	0	0	0	0	0	0	1	5	1	0	.262
Mar 12	at Cal Poly	ph	0	0	0	0	0	0	0	0	0	0	1	0	0	0	0	0	0	0	.262
Mar 16	vs Columbia	1b	1	0	1	0	0	0	0	0	0	0	0	0	0	0	0	0	0	0	.279
Mar 16	at Houston	*c	3	0	1	0	0	0	0	0	0	0	0	0	0	0	0	5	1	0	.283
Mar 17	vs Columbia	*c	2	0	0	1	0	0	0	0	0	0	1	0	1	0	0	8	3	0	.271
Mar 23	AIR FORCE	*c	2	0	0	0	0	0	0	0	0	0	0	0	0	0	0	7	1	0	.260
Mar 24	AIR FORCE	ph/c	1	0	0	1	0	0	0	0	0	0	0	1	0	0	1	5	1	0	.255
Mar 25	AIR FORCE	*c	2	1	2	2	0	0	0	2	0	0	0	0	0	0	0	11	2	0	.283
Mar 29	at San Diego State	*c	4	1	1	1	0	0	0	0	0	0	0	0	0	0	2	10	0	1	.281
Mar 30	at San Diego State	c	1	0	0	0	0	0	0	0	0	0	0	0	0	0	0	6	0	0	.276
Mar 31	at San Diego State	*c	3	0	0	0	0	0	0	0	0	0	0	0	0	1	1	5	0	1	.262
Apr 02	ARIZONA	*c	1	0	0	0	0	0	0	0	0	0	0	0	0	0	1	1	1	0	.258
Apr 06	FRESNO STATE	*c	4	0	0	0	0	0	0	0	0	0	0	0	0	1	0	12	1	0	.242
Apr 07	FRESNO STATE	*c	3	1	0	0	0	0	0	1	0	0	0	0	0	0	1	8	0	0	.232
Apr 08	FRESNO STATE	*c	4	0	1	1	0	0	0	0	0	0	0	0	0	0	1	7	2	0	.233
Apr 10	NEW MEXICO STATE	ph/c	2	1	1	0	0	0	0	0	0	0	0	0	0	0	0	1	1	0	.240
Apr 13	at Nevada	*c	3	0	0	0	0	0	0	0	0	0	0	0	0	0	0	10	0	0	.231
Apr 14	at Nevada	*c	3	0	0	0	0	0	0	1	0	0	0	0	0	0	1	12	1	0	.222
Apr 20	UNLV	*c	2	1	1	0	0	0	0	1	0	0	0	0	0	0	0	5	0	0	.229
Apr 21	UNLV	*c	4	0	0	0	0	0	0	1	0	0	0	0	0	0	0	4	0	0	.218
Apr 22	UNLV	*c	4	0	0	0	0	0	0	0	0	0	0	0	0	0	1	10	1	0	.209
Totals		26gs	91	10	19	10	4	1	0	11	0	1	3	1	1	3	21	219	24	4	.209

On base pct. .311 • Slugging pct. .275

#40 COFFEY, Brian - 3 games (All games)

Date	Opponent	Pos	AB	R	H	RBI	2B	3B	HR	BB	SB	CS	HBP	SAC	SF	GDP	K	PO	A	E	Avg
Mar 04	NEVADA	p	0	0	0	0	0	0	0	0	0	0	0	0	0	0	0	1	0	0	.000
Apr 06	FRESNO STATE	p	0	0	0	0	0	0	0	0	0	0	0	0	0	0	0	0	1	0	.000
Apr 13	at Nevada	p	0	0	0	0	0	0	0	0	0	0	0	0	0	0	0	1	0	0	.000
Totals		0gs	0	0	0	0	0	0	0	0	0	0	0	0	0	0	0	2	1	0	.000

On base pct. .000 • Slugging pct. .000

LOBO GAME-BY-GAME STATS

#40 COFFEY, Brian - 15 appearances (All games)

Date	Opponent	GS	IP	H	R	ER	BB	SO	2B	3B	HR	WP	BK	HBP	IBB	Score	W-L	Sv	ERA	NP
Feb 16	vs Oregon State		0.2	1	0	0	0	0	0	0	0	0	0	0	0	2-5	0-0	0	0.00	13
Feb 19	vs Oregon State		1.0	0	0	0	0	2	0	0	0	0	0	0	0	3-15	0-0	0	0.00	13
Mar 02	NEVADA		0.2	1	0	0	0	0	1	0	0	0	0	0	0	5-9	0-0	0	0.00	10
Mar 04	NEVADA		2.0	1	0	0	0	2	1	0	0	0	0	0	0	8-13	0-0	0	0.00	26
Mar 07	at Texas Tech		0.2	1	0	0	0	0	0	0	0	0	0	0	0	2-7	0-0	0	0.00	8
Mar 10	at Fresno State		0.2	0	1	1	1	1	0	0	0	0	0	0	0	1-5	0-0	0	1.59	15
Mar 23	AIR FORCE		2.1	2	1	1	0	3	0	0	1	0	0	0	0	4-10	0-0	0	2.25	35
Apr 02	ARIZONA		1.2	4	1	1	1	1	1	0	0	1	0	0	0	6-16	0-0	0	2.79	41
Apr 06	FRESNO STATE		1.2	4	2	2	1	3	0	0	1	0	0	0	0	5-15	0-0	0	3.97	34
Apr 10	NEW MEXICO STATE		2.2	1	0	0	1	0	1	0	0	0	0	0	0	1-9	0-0	0	3.21	28
Apr 13	at Nevada		1.0	2	1	1	0	1	0	0	0	0	0	0	0	2-15	0-0	0	3.60	23
Apr 14	at Nevada		1.0	1	0	0	1	2	0	0	0	0	0	0	0	2-5	0-0	0	3.38	17
Apr 17	TEXAS TECH	*	2.1	7	6	5	1	3	2	1	0	1	0	0	0	9-20	0-1	0	5.40	52
Apr 20	UNLV		0.0	1	0	0	0	0	0	0	0	0	0	0	0	8-5	0-1	0	5.40	7
Apr 22	UNLV		0.1	1	0	0	0	1	0	0	0	0	0	0	0	3-8	0-1	0	5.30	7
Totals		1	18.2	27	12	11	6	19	6	1	2	2	0	0	0	61-157	0-1	0	5.30	

#43 COLLIER, Danny - 31 games (All games)

Date	Opponent	Pos	AB	R	H	RBI	2B	3B	HR	BB	SB	CS	HBP	SAC	SF	GDP	K	PO	A	E	Avg
Feb 16	vs Oregon State	*of	4	0	1	0	0	0	0	0	0	0	0	0	0	0	0	3	0	0	.250
Feb 17	vs Cal Poly	*of	4	1	1	0	0	0	0	0	0	0	1	0	0	0	1	3	0	0	.250
Feb 18	vs Gonzaga	*of	4	1	0	0	0	0	0	1	0	0	0	0	0	0	3	3	0	0	.167
Feb 19	vs Oregon State	*of	4	0	0	0	0	0	0	1	0	0	0	0	0	0	0	1	0	0	.125
Feb 22	CENTRAL MICHIGAN	*dh	5	3	2	1	0	1	0	2	0	0	0	0	0	0	0	0	0	0	.190
Feb 23	CENTRAL MICHIGAN	*of	3	0	1	2	0	0	0	1	1	0	0	0	1	0	1	1	0	0	.208
Feb 24	CENTRAL MICHIGAN	*of	5	0	2	1	1	0	0	0	0	0	0	0	0	0	0	1	1	0	.241
Feb 25	CENTRAL MICHIGAN	*of	4	1	1	0	0	0	0	1	1	0	0	0	0	0	0	1	0	0	.242
Mar 02	NEVADA	*of	5	1	2	0	0	0	0	0	0	0	0	0	0	0	0	1	0	0	.263
Mar 03	NEVADA	*of	5	0	2	2	0	0	0	0	0	1	0	0	0	0	1	1	0	0	.279
Mar 04	NEVADA	*of	5	1	2	1	2	0	0	0	0	0	0	0	0	1	0	2	0	0	.292
Mar 07	at Texas Tech	*of	4	0	3	0	1	0	0	1	1	0	0	0	0	0	1	1	0	0	.327
Mar 09	at Fresno State	*of	4	0	2	2	0	0	0	1	2	0	0	0	1	0	1	1	0	0	.339
Mar 10	at Fresno State	*of	4	0	1	0	0	0	0	0	0	0	0	0	0	0	0	3	0	0	.333
Mar 11	at Fresno State	*of	5	1	2	0	1	0	0	0	0	0	0	0	0	0	3	1	0	0	.338
Mar 12	at Cal Poly	*of	5	0	1	0	0	0	0	0	0	0	0	0	0	0	2	0	0	0	.329
Mar 13	at Pepperdine	*of	4	2	3	2	1	0	0	0	0	0	0	0	0	0	0	1	0	0	.351
Mar 16	vs Columbia	*of	4	1	0	0	0	0	0	2	0	0	0	0	0	0	0	1	0	0	.333
Mar 16	at Houston	*dh	4	0	0	0	0	0	0	0	0	0	0	0	0	0	2	0	0	0	.317
Mar 23	AIR FORCE	*of	3	1	0	0	0	0	0	2	0	0	0	0	0	0	1	3	0	0	.306
Mar 24	AIR FORCE	*of	5	3	4	3	1	1	1	1	1	0	0	0	0	0	0	0	0	0	.333
Mar 25	AIR FORCE	*of	5	2	2	0	1	0	0	0	0	0	0	0	0	0	0	5	0	0	.337
Mar 29	at San Diego State	*of	5	1	2	0	0	0	0	0	0	0	0	0	0	0	1	1	0	0	.340
Mar 30	at San Diego State	*dh	4	1	1	0	0	0	0	1	0	0	0	0	0	0	1	0	0	0	.337
Mar 31	at San Diego State	*of	3	1	0	0	0	0	0	1	0	0	0	0	0	1	2	5	0	0	.327
Apr 02	ARIZONA	*of	5	0	0	0	0	0	0	0	0	0	0	0	0	0	0	2	0	0	.312
Apr 06	FRESNO STATE	*of	4	2	1	0	1	0	0	0	0	0	0	0	0	1	0	4	0	0	.310
Apr 07	FRESNO STATE	*of	4	0	1	0	0	0	0	0	1	0	0	0	0	0	1	2	0	0	.308
Apr 10	NEW MEXICO STATE	*of	4	0	1	0	0	0	0	1	0	0	0	0	0	0	2	1	0	0	.306
Apr 13	at Nevada	*of	3	0	0	0	0	0	0	1	0	0	0	0	0	0	1	1	0	0	.299
Apr 22	UNLV	ph	0	0	0	0	0	0	0	1	0	0	0	0	0	0	0	0	0	0	.299
Totals		30qs	127	23	38	14	9	2	1	18	7	1	1	0	2	3	24	49	1	0	.299

On base pct. .385 • Slugging pct. .425

#45 CONANT, Jeremy - 6 games (All games)

[illegible]

LOBO GAME-BY-GAME STATS

#7 DEIMLING, Jeff - 32 games (All games)

Date	Opponent	Pos	AB	R	H	RBI	2B	3B	HR	BB	SB	CS	HBP	SAC	SF	GDP	K	PO	A	E	Avg
Feb 16	vs Oregon State	*1b	4	0	0	0	0	0	0	0	0	0	0	0	0	1	1	10	0	0	.000
Feb 17	vs Cal Poly	*1b	5	0	1	3	0	0	0	0	0	1	0	0	0	0	1	4	0	0	.111
Feb 18	vs Gonzaga	*1b	4	0	4	1	1	0	0	0	0	0	0	0	0	0	0	11	0	0	.385
Feb 19	vs Oregon State	*1b	4	2	1	0	0	0	0	0	0	0	1	0	0	0	1	9	0	0	.353
Feb 22	CENTRAL MICHIGAN	*1b	5	2	3	4	0	1	0	0	0	0	1	0	0	0	0	14	1	0	.409
Feb 23	CENTRAL MICHIGAN	*1b	4	0	0	0	0	0	0	1	0	0	0	0	0	0	2	13	1	0	.346
Feb 24	CENTRAL MICHIGAN	*1b	3	1	1	0	0	0	0	0	0	0	0	1	0	0	1	13	1	1	.345
Feb 25	CENTRAL MICHIGAN	*1b	1	0	0	0	0	0	0	0	0	0	0	0	0	0	1	1	0	2	.333
Mar 02	NEVADA	*1b	2	0	0	0	0	0	0	2	0	0	1	0	0	0	0	7	0	0	.312
Mar 03	NEVADA	*1b	4	1	2	0	1	0	0	0	0	0	0	0	0	0	0	9	0	0	.333
Mar 04	NEVADA	*1b	3	0	1	0	1	0	0	2	0	0	0	0	0	0	1	6	1	0	.333
Mar 07	at Texas Tech	*1b	2	2	1	1	0	0	1	2	0	0	0	0	0	0	0	7	1	0	.341
Mar 09	at Fresno State	*1b	5	0	1	0	0	0	0	0	0	0	0	0	0	0	1	8	3	0	.326
Mar 10	at Fresno State	*1b	3	0	0	0	0	0	0	0	0	0	0	0	0	0	2	6	0	0	.306
Mar 11	at Fresno State	*dh	4	0	1	0	0	0	0	1	0	0	0	0	0	0	3	0	0	0	.302
Mar 12	at Cal Poly	*1b	3	0	0	0	0	0	0	0	0	0	0	0	0	0	0	8	0	2	.286
Mar 13	at Pepperdine	1b	1	0	1	0	0	0	0	0	0	0	0	0	0	0	0	0	0	0	.298
Mar 16	vs Columbia	ph/1b	1	0	0	0	0	0	0	0	0	0	0	0	0	0	1	3	0	0	.293
Mar 17	vs Columbia	*dh	3	0	1	1	0	0	0	0	0	0	0	0	0	0	1	0	0	0	.295
Mar 24	AIR FORCE	ph	1	0	0	0	0	0	0	0	0	0	0	0	0	0	1	0	0	0	.290
Mar 25	AIR FORCE	*dh	2	0	1	1	0	0	0	0	0	0	1	0	0	0	1	0	0	0	.297
Mar 29	at San Diego State	*dh	3	0	0	0	0	0	0	0	0	0	0	0	0	0	2	0	0	0	.284
Mar 31	at San Diego State	ph	1	0	0	0	0	0	0	0	0	0	0	0	0	0	1	0	0	0	.279
Apr 02	ARIZONA	1b	2	1	1	0	0	0	0	1	0	0	0	0	0	0	1	1	0	0	.286
Apr 06	FRESNO STATE	ph	1	0	1	0	0	0	0	0	0	0	0	0	0	0	0	0	0	0	.296
Apr 07	FRESNO STATE	ph/dh	3	0	0	0	0	0	0	0	0	0	0	0	0	0	0	0	0	0	.284
Apr 10	NEW MEXICO STATE	ph/dh	2	0	1	0	0	0	0	0	0	0	0	0	0	0	0	0	0	0	.289
Apr 13	at Nevada	ph	1	0	0	0	0	0	0	0	0	0	0	0	0	0	0	0	0	0	.286
Apr 15	at Nevada	ph/1b	3	1	1	0	0	0	0	0	0	0	0	0	0	0	0	4	0	0	.287
Apr 17	TEXAS TECH	ph	1	0	0	0	0	0	0	0	0	0	0	0	0	0	1	0	0	0	.284
Apr 21	UNLV	*dh	4	0	2	2	0	0	0	1	0	1	0	0	0	1	0	0	0	0	.294
Apr 22	UNLV	*dh	4	0	0	0	0	0	0	0	0	0	0	0	0	0	0	0	0	0	.281
Totals		21gs	89	10	25	13	3	1	1	10	0	2	4	1	0	2	23	134	8	5	.281

On base pct. .379 • Slugging pct. .371

LOBO GAME-BY-GAME STATS

#20 DUNN, Chris - 31 games (All games)

Date	Opponent	Pos	AB	R	H	RBI	2B	3B	HR	BB	SB	CS	HBP	SAC	SF	GDP	K	PO	A	E	Avg
Feb 17	vs Cal Poly	*dh	3	0	0	0	0	0	0	1	0	0	0	0	0	0	2	0	0	0	.000
Feb 18	vs Gonzaga	*dh	2	0	0	0	0	0	0	0	0	0	0	0	0	0	1	0	0	0	.000
Feb 19	vs Oregon State	ph/of	1	0	0	0	0	0	0	0	0	0	0	0	0	0	1	2	0	0	.000
Feb 22	CENTRAL MICHIGAN	*of	3	1	1	1	0	0	0	0	0	0	0	0	0	0	1	0	0	0	.111
Feb 24	CENTRAL MICHIGAN	*of	3	2	3	2	0	2	0	1	0	0	0	0	0	0	0	1	0	0	.333
Feb 25	CENTRAL MICHIGAN	*of	4	1	1	0	0	0	0	1	0	0	0	0	0	0	2	0	0	0	.312
Mar 02	NEVADA	*of	5	1	3	3	0	0	0	0	0	0	0	0	0	0	2	2	1	0	.381
Mar 03	NEVADA	*dh	4	0	2	0	0	0	0	0	0	0	0	0	0	0	2	0	0	0	.400
Mar 04	NEVADA	*dh	4	1	2	2	0	0	0	1	0	0	0	0	0	0	2	0	0	0	.414
Mar 07	at Texas Tech	*dh	4	0	0	0	0	0	0	0	0	0	0	0	0	0	3	0	0	0	.364
Mar 09	at Fresno State	*of	4	1	1	1	0	0	1	0	0	0	1	0	0	0	2	1	0	0	.351
Mar 10	at Fresno State	*dh	4	0	0	0	0	0	0	0	0	0	0	0	0	0	2	0	0	0	.317
Mar 11	at Fresno State	*of	3	1	1	1	0	0	0	0	0	0	0	0	0	0	2	0	0	0	.318
Mar 12	at Cal Poly	ph/of	2	0	0	0	0	0	0	0	0	0	0	0	0	0	1	0	0	0	.304
Mar 13	at Pepperdine	*of	2	0	0	0	0	0	0	0	0	0	0	0	0	0	2	4	0	0	.292
Mar 16	vs Columbia	ph	0	0	0	0	0	0	0	0	0	0	1	0	0	0	0	0	0	0	.292
Mar 16	at Houston	ph	1	0	0	0	0	0	0	0	0	0	0	0	0	0	1	0	0	0	.286
Mar 17	vs Columbia	*of	2	0	0	0	0	0	0	0	0	0	0	0	0	0	1	2	0	0	.275
Mar 23	AIR FORCE	*of	4	0	1	2	1	0	0	0	0	0	0	0	0	0	1	0	0	0	.273
Mar 24	AIR FORCE	*dh	2	1	0	0	0	0	0	1	0	0	0	0	0	0	2	0	0	0	.263
Mar 31	at San Diego State	*dh	1	0	0	0	0	0	0	2	0	0	0	0	0	0	1	0	0	0	.259
Apr 02	ARIZONA	*dh	3	0	0	0	0	0	0	0	0	0	0	0	0	0	2	0	0	0	.246
Apr 07	FRESNO STATE	of	0	1	0	1	0	0	0	1	0	0	0	0	1	0	0	2	0	0	.246
Apr 08	FRESNO STATE	*dh	5	1	2	1	1	0	0	0	0	0	0	0	0	0	1	0	0	0	.258
Apr 10	NEW MEXICO STATE	*dh	2	0	0	0	0	0	0	0	0	0	0	0	0	0	0	0	0	0	.250
Apr 13	at Nevada	*dh	3	0	0	0	0	0	0	1	0	0	0	0	0	0	1	0	0	0	.239
Apr 14	at Nevada	ph	0	0	0	0	0	0	0	1	0	0	0	0	0	0	0	0	0	0	.239
Apr 15	at Nevada	*dh	3	0	0	0	0	0	0	1	0	0	0	0	0	0	3	0	0	0	.230
Apr 17	TEXAS TECH	of	3	1	1	0	0	0	0	0	0	0	0	0	0	0	1	2	0	0	.234
Apr 20	UNLV	*of	4	1	1	0	0	0	0	0	0	0	0	0	0	0	1	3	0	0	.235
Apr 22	UNLV	ph	1	0	0	0	0	0	0	0	0	0	0	0	0	0	1	0	0	0	.232
Totals		23gs	82	13	19	14	2	2	1	11	0	0	2	0	1	0	41	19	1	0	.232

On base pct. .333 • Slugging pct. .341

#10 DYE, Cody - 9 games (All games)

Date	Opponent	Pos	AB	R	H	RBI	2B	3B	HR	BB	SB	CS	HBP	SAC	SF	GDP	K	PO	A	E	Avg
Feb 19	vs Oregon State	*p	0	0	0	0	0	0	0	0	0	0	0	0	0	0	0	0	1	0	.000
Mar 04	NEVADA	*p	0	0	0	0	0	0	0	0	0	0	0	0	0	0	0	0	0	1	.000
Mar 11	at Fresno State	*p	0	0	0	0	0	0	0	0	0	0	0	0	0	0	0	0	1	0	.000
Mar 17	vs Columbia	*p	0	0	0	0	0	0	0	0	0	0	0	0	0	0	0	1	1	0	.000
Mar 25	AIR FORCE	*p	0	0	0	0	0	0	0	0	0	0	0	0	0	0	0	0	1	0	.000
Mar 31	at San Diego State	*p	0	0	0	0	0	0	0	0	0	0	0	0	0	0	0	1	0	0	.000
Apr 07	FRESNO STATE	*p	0	0	0	0	0	0	0	0	0	0	0	0	0	0	0	0	1	0	.000
Apr 14	at Nevada	*p	0	0	0	0	0	0	0	0	0	0	0	0	0	0	0	0	2	1	.000
Apr 21	UNLV	*p	0	0	0	0	0	0	0	0	0	0	0	0	0	0	0	3	3	0	.000
Totals		9gs	0	0	0	0	0	0	0	0	0	0	0	0	0	0	0	5	10	2	.000

On base pct. .000 • Slugging pct. .000

#10 DYE, Cody - 10 appearances (All games)

Date	Opponent	GS	IP	H	R	ER	BB	SO	2B	3B	HR	WP	BK	HBP	IBB	Score	W-L	Sv	ERA	NP
Feb 19	vs Oregon State	*	3.2	8	7	6	4	3	2	0	0	0	0	0	0	3-15	0-1	0	14.73	96
Feb 25	CENTRAL MICHIGAN	*	6.0	8	3	3	3	5	0	1	0	0	0	1	1	6-6	0-1	0	8.38	107
Mar 04	NEVADA	*	3.1	5	6	6	2	3	2	0	1	0	0	1	0	8-13	0-2	0	10.38	68
Mar 11	at Fresno State	*	6.0	6	4	3	1	5	0	0	1	1	0	1	0	4-5	0-3	0	8.53	83
Mar 17	vs Columbia	*	8.0	3	1	1	2	8	2	0	0	1	0	0	0	3-1	1-3	0	6.33	93
Mar 25	AIR FORCE	*	7.0	8	4	4	2	8	3	0	0	0	0	3	0	7-4	2-3	0	6.09	133
Mar 31	at San Diego State	*	4.1	5	3	3	3	3	2	0	0	0	0	0	0	2-3	2-4	0	6.10	77

LOBO GAME-BY-GAME STATS

#18 EMOND, Malachi - 6 games (All games)

Date	Opponent	Pos	AB	R	H	RBI	2B	3B	HR	BB	SB	CS	HBP	SAC	SF	GDP	K	PO	A	E	Avg
Mar 07	at Texas Tech	p	0	0	0	0	0	0	0	0	0	0	0	0	0	0	0	0	1	0	.000
Mar 09	at Fresno State	p	0	0	0	0	0	0	0	0	0	0	0	0	0	0	0	0	1	0	.000
Mar 12	at Cal Poly	p	0	0	0	0	0	0	0	0	0	0	0	0	0	0	0	0	1	1	.000
Mar 29	at San Diego State	p	0	0	0	0	0	0	0	0	0	0	0	0	0	0	0	0	1	0	.000
Apr 07	FRESNO STATE	p	0	0	0	0	0	0	0	0	0	0	0	0	0	0	0	0	1	0	.000
Apr 13	at Nevada	p	0	0	0	0	0	0	0	0	0	0	0	0	0	0	0	0	0	1	.000
Totals		0gs	0	0	0	0	0	0	0	0	0	0	0	0	0	0	0	0	5	2	.000

On base pct. .000 • Slugging pct. .000

#18 EMOND, Malachi - 18 appearances (All games)

Date	Opponent	GS	IP	H	R	ER	BB	SO	2B	3B	HR	WP	BK	HBP	IBB	Score	W-L	Sv	ERA	NP
Feb 18	vs Gonzaga		2.1	3	1	0	0	5	1	0	0	0	0	0	0	3-4	0-1	0	0.00	38
Feb 25	CENTRAL MICHIGAN		1.0	1	2	2	1	1	0	0	0	0	0	0	0	6-6	0-1	0	5.40	19
Mar 02	NEVADA		0.2	1	0	0	0	2	1	0	0	0	0	0	0	5-9	0-1	0	4.50	15
Mar 07	at Texas Tech		2.0	0	0	0	1	1	0	0	0	0	0	0	0	2-7	0-1	0	3.00	27
Mar 09	at Fresno State		2.0	0	0	0	0	1	0	0	0	1	0	0	0	5-4	1-1	0	2.25	22
Mar 12	at Cal Poly		1.1	0	0	0	1	3	0	0	0	1	0	0	0	4-5	1-1	0	1.93	29
Mar 13	at Pepperdine		0.1	1	0	0	0	1	1	0	0	0	0	0	0	7-11	1-1	0	1.86	12
Mar 16	vs Columbia		0.2	0	0	0	1	1	0	0	0	0	0	0	1	10-9	2-1	0	1.74	11
Mar 16	at Houston		1.0	0	0	0	0	2	0	0	0	0	0	0	0	0-1	2-1	0	1.59	16
Mar 24	AIR FORCE		2.1	2	3	3	4	3	0	0	1	1	0	0	1	12-11	2-1	0	3.29	51
Mar 29	at San Diego State		3.0	0	0	0	0	5	0	0	0	0	0	1	0	5-4	3-1	0	2.70	39
Apr 02	ARIZONA		1.0	0	0	0	0	2	0	0	0	0	0	0	0	6-16	3-1	0	2.55	13
Apr 07	FRESNO STATE		4.2	4	1	1	1	3	0	0	0	0	0	1	0	6-7	3-1	0	2.42	63
Apr 13	at Nevada		0.2	2	2	0	1	2	0	0	0	1	0	0	0	2-15	3-1	0	2.35	19
Apr 14	at Nevada		0.2	2	1	1	0	1	1	1	0	0	0	0	0	2-5	3-1	0	2.66	14
Apr 17	TEXAS TECH		1.0	1	1	1	1	0	0	1	0	0	0	0	0	9-20	3-1	0	2.92	26
Apr 20	UNLV		0.1	0	0	0	2	1	0	0	0	0	0	0	0	8-5	3-1	0	2.88	13
Apr 22	UNLV		0.1	0	0	0	0	0	0	0	0	0	0	0	0	3-8	3-1	0	2.84	6
Totals		0	25.1	17	11	8	13	34	4	2	1	4	0	2	2	95-147	3-1	0	2.84	-

#44 GARLEY, Nathaniel - 5 games (All games)

Date	Opponent	Pos	AB	R	H	RBI	2B	3B	HR	BB	SB	CS	HBP	SAC	SF	GDP	K	PO	A	E	Avg
Feb 24	CENTRAL MICHIGAN	p	0	0	0	0	0	0	0	0	0	0	0	0	0	0	0	0	2	0	.000
Mar 10	at Fresno State	p	0	0	0	0	0	0	0	0	0	0	0	0	0	0	0	0	1	0	.000
Mar 30	at San Diego State	p	0	0	0	0	0	0	0	0	0	0	0	0	0	0	0	0	1	0	.000
Apr 17	TEXAS TECH	p	0	0	0	0	0	0	0	0	0	0	0	0	0	0	0	1	0	0	.000
Apr 22	UNLV	*p	0	0	0	0	0	0	0	0	0	0	0	0	0	0	0	1	1	0	.000
Totals		1gs	0	0	0	0	0	0	0	0	0	0	0	0	0	0	0	2	5	0	.000

On base pct. .000 • Slugging pct. .000

#44 GARLEY, Nathaniel - 14 appearances (All games)

Date	Opponent	GS	IP	H	R	ER	BB	SO	2B	3B	HR	WP	BK	HBP	IBB	Score	W-L	Sv	ERA	NP
Feb 17	vs Cal Poly		5.0	0	0	0	1	7	0	0	0	0	0	0	0	3-1	1-0	0	0.00	57
Feb 24	CENTRAL MICHIGAN		1.2	6	5	3	1	1	0	0	0	0	0	0	0	8-7	1-0	0	4.05	40
Mar 04	NEVADA		1.2	3	2	2	0	3	1	0	1	2	0	0	0	8-13	1-0	0	5.40	34
Mar 07	at Texas Tech	*	1.2	3	3	2	1	0	1	0	1	1	0	0	0	2-7	1-1	0	6.30	32
Mar 10	at Fresno State		3.1	4	0	0	0	4	1	0	0	0	0	0	0	1-5	1-1	0	4.72	48
Mar 13	at Pepperdine		1.0	1	1	1	2	1	0	1	0	0	0	0	0	7-11	1-1	0	5.02	27
Mar 25	AIR FORCE		2.0	0	0	0	1	2	0	0	0	0	0	0	0	7-4	1-1	1	4.41	27
Mar 30	at San Diego State		6.1	3	1	0	1	9	0	1	0	0	1	0	0	9-5	2-1	1	3.18	87
Apr 06	FRESNO STATE		2.0	4	3	3	1	1	3	0	0	2	0	0	0	5-15	2-1	1	4.01	28
Apr 08	FRESNO STATE		2.0	4	2	2	0	2	1	0	0	1	0	0	0	6-11	2-1	1	4.39	33
Apr 10	NEW MEXICO STATE		3.0	2	0	0	2	3	0	0	0	1	0	1	0	1-9	2-1	1	3.94	54
Apr 15	at Nevada		2.2	1	0	0	0	3	1	0	0	0	0	0	0	1-14	2-1	1	3.62	41

LOBO GAME-BY-GAME STATS

#4 GASSER, Robert - 6 games (All games)

Date	Opponent	Pos	AB	R	H	RBI	2B	3B	HR	BB	SB	CS	HBP	SAC	SF	GDP	K	PO	A	E	Avg
Feb 17	vs Cal Poly	*p	0	0	0	0	0	0	0	0	0	0	0	0	0	0	0	0	0	1	.000
Mar 03	NEVADA	*p	0	0	0	0	0	0	0	0	0	0	0	0	0	0	0	0	1	0	.000
Mar 10	at Fresno State	*p	0	0	0	0	0	0	0	0	0	0	0	0	0	0	0	0	0	1	.000
Mar 16	vs Columbia	*p	0	0	0	0	0	0	0	0	0	0	0	0	0	0	0	0	0	1	.000
Mar 24	AIR FORCE	*p	0	0	0	0	0	0	0	0	0	0	0	0	0	0	0	0	1	0	.000
Mar 30	at San Diego State	*p	0	0	0	0	0	0	0	0	0	0	0	0	0	0	0	1	0	0	.000
Totals		6gs	0	0	0	0	0	0	0	0	0	0	0	0	0	0	0	1	2	3	.000

On base pct. .000 • Slugging pct. .000

#4 GASSER, Robert - 13 appearances (All games)

Date	Opponent	GS	IP	H	R	ER	BB	SO	2B	3B	HR	WP	BK	HBP	IBB	Score	W-L	Sv	ERA	NP
Feb 17	vs Cal Poly	*	4.1	5	1	1	4	4	1	0	1	1	0	0	0	3-1	0-0	0	2.08	76
Feb 24	CENTRAL MICHIGAN	*	5.2	5	2	2	1	4	0	1	0	0	0	0	0	8-7	1-0	0	2.70	78
Mar 03	NEVADA	*	5.1	5	2	2	1	4	0	0	1	0	0	0	0	8-5	1-0	0	2.93	75
Mar 10	at Fresno State	*	2.2	2	4	0	2	1	0	0	1	0	0	1	0	1-5	1-1	0	2.50	56
Mar 13	at Pepperdine	*	0.1	0	1	1	1	0	0	0	0	0	0	0	0	7-11	1-1	0	2.95	11
Mar 16	vs Columbia	*	3.1	6	9	3	3	5	1	0	0	0	0	0	0	10-9	1-1	0	3.74	81
Mar 24	AIR FORCE	*	3.1	7	4	4	3	6	2	0	0	0	0	1	0	12-11	1-1	0	4.68	86
Mar 30	at San Diego State	*	2.2	6	4	4	2	2	2	0	0	1	0	0	0	9-5	1-1	0	5.53	65
Apr 02	ARIZONA	*	1.0	0	0	0	0	1	0	0	0	0	0	0	0	6-16	1-1	0	5.34	7
Apr 08	FRESNO STATE	*	2.0	3	6	6	3	2	0	0	2	0	0	1	0	6-11	1-2	0	6.75	50
Apr 15	at Nevada	*	1.1	7	6	6	2	1	0	0	0	0	0	2	0	1-14	1-2	0	8.16	50
Apr 17	TEXAS TECH	*	2.0	2	2	2	1	3	1	1	0	0	0	0	0	9-20	1-2	0	8.21	29
Apr 22	UNLV	*	2.1	3	2	2	1	4	1	0	0	0	0	0	0	3-8	1-2	0	8.17	33
Totals		8	36.1	51	43	33	24	37	8	2	5	2	0	5	0	83-123	1-2	0	8.17	-

#19 GILLESPIE, Drew - 8 games (All games)

Date	Opponent	Pos	AB	R	H	RBI	2B	3B	HR	BB	SB	CS	HBP	SAC	SF	GDP	K	PO	A	E	Avg
Feb 18	vs Gonzaga	*p	0	0	0	0	0	0	0	0	0	0	0	0	0	0	0	0	1	0	.000
Feb 22	CENTRAL MICHIGAN	p	0	0	0	0	0	0	0	0	0	0	0	0	0	0	0	0	2	0	.000
Mar 02	NEVADA	p	0	0	0	0	0	0	0	0	0	0	0	0	0	0	0	0	2	0	.000
Mar 23	AIR FORCE	p	0	0	0	0	0	0	0	0	0	0	0	0	0	0	0	0	1	0	.000
Mar 31	at San Diego State	p	0	0	0	0	0	0	0	0	0	0	0	0	0	0	0	1	0	0	.000
Apr 02	ARIZONA	p	0	0	0	0	0	0	0	0	0	0	0	0	0	0	0	0	1	0	.000
Apr 08	FRESNO STATE	p	0	0	0	0	0	0	0	0	0	0	0	0	0	0	0	1	0	0	.000
Apr 15	at Nevada	*p	0	0	0	0	0	0	0	0	0	0	0	0	0	0	0	1	0	0	.000
Totals		2gs	0	0	0	0	0	0	0	0	0	0	0	0	0	0	0	3	7	0	.000

On base pct. .000 • Slugging pct. .000

#19 GILLESPIE, Drew - 17 appearances (All games)

Date	Opponent	GS	IP	H	R	ER	BB	SO	2B	3B	HR	WP	BK	HBP	IBB	Score	W-L	Sv	ERA	NP
Feb 18	vs Gonzaga	*	2.0	3	3	3	2	1	0	0	1	1	0	1	0	3-4	0-0	0	13.50	48
Feb 22	CENTRAL MICHIGAN	*	4.2	1	1	0	2	2	1	0	0	0	0	0	0	20-9	1-0	0	4.05	79
Mar 02	NEVADA	*	4.0	1	3	3	1	4	0	0	0	0	0	2	0	5-9	1-0	0	5.06	56
Mar 07	at Texas Tech	*	1.1	2	2	2	3	3	1	0	0	1	0	0	0	2-7	1-0	0	6.00	48
Mar 09	at Fresno State	*	1.2	4	2	2	0	3	0	0	0	0	1	0	0	5-4	1-0	0	6.59	30
Mar 11	at Fresno State	*	2.0	2	1	1	1	0	0	0	0	1	0	0	0	4-5	1-0	0	6.32	36
Mar 13	at Pepperdine	*	0.1	1	2	2	1	0	0	0	1	0	0	1	0	7-11	1-0	0	7.31	23
Mar 16	vs Columbia	*	3.1	2	0	0	1	4	0	1	0	0	0	0	1	10-9	1-0	0	6.05	40
Mar 23	AIR FORCE	*	1.2	2	1	1	0	3	0	1	0	0	0	0	0	4-10	1-0	0	6.00	34
Mar 24	AIR FORCE	*	2.0	2	2	2	2	4	0	0	0	0	0	1	0	12-11	2-0	0	6.26	43
Mar 29	at San Diego State	*	1.0	2	0	0	0	0	1	0	0	0	0	0	0	5-4	2-0	0	6.00	20
Mar 31	at San Diego State	*	2.0	2	0	0	0	1	0	0	0	0	0	0	0	2-3	2-0	0	5.54	17
Apr 02	ARIZONA	*	1.0	4	3	3	1	0	3	0	0	0	0	0	0	6-16	2-0	0	6.33	27
Apr 08	FRESNO STATE	*	4.1	4	3	3	2	5	0	0	0	0	0	1	0	6-11	2-0	0	6.32	67
Apr 15	at Nevada	*	3.0	8	7	7	0	3	2	0	1	0	0	1	0	1-14	2-1	0	7.60	60
Apr 20	UNLV	*	1.2	1	0	0	1	1	0	0	0	1	0	0	0	8-5	2-1	0	7.25	33
Apr 22	UNLV	*	0.0	2	2	2	0	0	0	0	0	0	0	1	0	3-8	2-1	0	7.75	10
Totals		2	36.0	43	32	31	17	34	8	2	3	4	1	8	1	103-140	2-1	0	7.75	-

LOBO GAME-BY-GAME STATS

#2 GOULDSMITH, Garrett - 34 games (All games)

Date	Opponent	Pos	AB	R	H	RBI	2B	3B	HR	BB	SB	CS	HBP	SAC	SF	GDP	K	PO	A	E	Avg
Feb 16	vs Oregon State	*2b	2	0	0	0	0	0	0	1	0	0	0	0	0	0	0	0	6	0	.000
Feb 17	vs Cal Poly	*2b	3	0	1	0	0	0	0	0	0	1	0	1	0	0	1	3	3	0	.200
Feb 18	vs Gonzaga	ph/2b	2	0	1	0	0	0	0	0	0	0	0	0	0	0	1	0	0	0	.286
Feb 19	vs Oregon State	*2b	3	0	1	0	1	0	0	0	0	0	0	0	0	1	0	2	4	0	.300
Feb 22	CENTRAL MICHIGAN	2b	1	0	0	0	0	0	0	1	0	0	0	0	0	0	0	1	1	0	.273
Feb 23	CENTRAL MICHIGAN	*ss	3	1	1	2	0	1	0	1	1	0	0	0	0	0	1	0	0	0	.286
Feb 24	CENTRAL MICHIGAN	*ss	1	0	1	1	0	0	0	2	0	1	0	0	0	1	0	0	5	0	.333
Feb 25	CENTRAL MICHIGAN	*ss	4	1	0	0	0	0	0	1	0	0	0	0	0	0	1	3	3	0	.263
Mar 02	NEVADA	*ss	2	0	0	0	0	0	0	1	0	0	0	0	0	0	1	0	2	0	.238
Mar 07	at Texas Tech	*ss	2	0	0	0	0	0	0	0	0	0	0	0	0	0	0	1	2	0	.217
Mar 09	at Fresno State	*ss	3	0	0	0	0	0	0	0	0	0	0	0	0	0	0	1	1	0	.192
Mar 10	at Fresno State	*ss	3	0	1	0	0	0	0	0	0	0	0	0	0	1	1	1	2	1	.207
Mar 11	at Fresno State	*ss	4	0	1	0	0	0	0	0	0	0	0	0	0	0	2	3	3	1	.212
Mar 12	at Cal Poly	ss	0	0	0	0	0	0	0	0	0	0	0	0	0	0	0	0	0	0	.212
Mar 16	vs Columbia	ss	2	0	2	1	0	0	0	0	0	0	0	0	0	0	0	1	3	1	.257
Mar 16	at Houston	*ss	3	0	1	0	0	0	0	0	0	1	0	0	0	0	1	2	3	0	.263
Mar 17	vs Columbia	*ss	3	0	1	0	0	0	0	0	0	1	0	0	0	0	0	1	2	0	.268
Mar 23	AIR FORCE	*ss	4	0	2	0	1	0	0	0	0	0	0	0	0	1	0	1	3	0	.289
Mar 24	AIR FORCE	*ss	4	1	1	0	0	0	0	0	0	0	0	0	0	0	1	0	2	0	.286
Mar 29	at San Diego State	pr/ss	1	0	0	0	0	0	0	0	0	0	0	0	0	0	1	0	0	0	.280
Mar 30	at San Diego State	*ss	3	1	1	0	0	0	0	2	0	0	0	0	0	0	1	0	4	1	.283
Mar 31	at San Diego State	*ss	2	0	0	0	0	0	0	0	0	0	0	0	0	0	1	1	3	0	.273
Apr 02	ARIZONA	*ss	1	0	1	0	0	0	0	0	0	0	0	0	0	0	0	0	2	0	.286
Apr 06	FRESNO STATE	ss	3	0	2	1	0	0	0	0	0	0	0	0	0	0	1	1	2	0	.305
Apr 07	FRESNO STATE	*ss	4	0	0	0	0	0	0	0	0	0	0	1	0	0	1	1	2	0	.286
Apr 08	FRESNO STATE	*ss	3	0	1	0	0	0	0	0	0	0	0	1	0	1	0	2	2	0	.288
Apr 10	NEW MEXICO STATE	*ss	3	0	2	1	0	0	0	1	0	0	0	0	0	1	0	0	2	0	.304
Apr 13	at Nevada	*ss	3	1	1	0	0	0	0	1	0	0	0	0	0	0	1	0	1	0	.306
Apr 14	at Nevada	*ss	5	0	0	0	0	0	0	0	0	0	0	0	0	0	0	0	3	0	.286
Apr 15	at Nevada	*ss	4	0	0	0	0	0	0	0	0	0	0	0	0	0	1	1	2	0	.272
Apr 17	TEXAS TECH	*ss	3	1	1	0	0	0	0	1	0	0	0	0	0	0	0	3	5	1	.274
Apr 20	UNLV	*ss	4	1	1	3	0	0	1	0	0	0	0	0	0	0	0	0	2	1	.273
Apr 21	UNLV	*ss	4	3	2	0	0	0	0	1	0	0	0	0	0	0	0	2	4	0	.283
Apr 22	UNLV	*ss	3	0	0	0	0	0	0	0	0	0	0	0	0	0	2	1	2	0	.274
Totals		28gs	95	10	26	9	2	1	1	13	1	4	0	3	1	5	19	32	81	6	.274

On base pct. .358 • Slugging pct. .347

#24 HARRINGTON, James - 3 games (All games)

Date	Opponent	Pos	AB	R	H	RBI	2B	3B	HR	BB	SB	CS	HBP	SAC	SF	GDP	K	PO	A	E	Avg
Feb 18	vs Gonzaga	p	0	0	0	0	0	0	0	0	0	0	0	0	0	0	0	0	1	0	.000
Feb 22	CENTRAL MICHIGAN	*p	0	0	0	0	0	0	0	0	0	0	0	0	0	0	0	1	0	0	.000
Apr 02	ARIZONA	*p	0	0	0	0	0	0	0	0	0	0	0	0	0	0	0	0	1	0	.000
Totals		2gs	0	0	0	0	0	0	0	0	0	0	0	0	0	0	0	1	2	0	.000

On base pct. .000 • Slugging pct. .000

#24 HARRINGTON, James - 10 appearances (All games)

Date	Opponent	GS	IP	H	R	ER	BB	SO	2B	3B	HR	WP	BK	HBP	IBB	Score	W-L	Sv	ERA	NP
Feb 18	vs Gonzaga		4.1	3	0	0	2	3	1	0	0	0	0	1	0	3-4	0-0	0	0.00	60
Feb 22	CENTRAL MICHIGAN	*	3.0	4	3	3	4	4	0	0	0	1	0	0	0	20-9	0-0	0	3.68	64
Mar 04	NEVADA		0.1	2	3	3	0	0	0	0	1	0	0	1	0	8-13	0-0	0	7.04	18
Mar 12	at Cal Poly	*	4.1	8	3	3	1	1	1	0	0	2	0	0	0	4-5	0-0	0	6.75	68
Mar 16	vs Columbia		0.2	1	0	0	0	1	0	1	0	0	0	0	0	10-9	0-0	0	6.39	16
Apr 02	ARIZONA	*	1.1	6	6	6	2	1	1	0	1	0	0	0	0	6-16	0-1	0	9.64	48
Apr 06	FRESNO STATE		2.0	1	0	0	0	4	1	0	0	0	0	0	0	5-15	0-1	0	8.44	34
Apr 10	NEW MEXICO STATE	*	2.0	9	8	8	2	1	1	1	0	2	0	1	0	1-9	0-2	0	11.50	64
Apr 13	at Nevada		1.0	2	1	1	0	2	0	0	0	0	0	2	0	2-15	0-2	0	11.37	30
Apr 17	TEXAS TECH		1.0	4	4	4	0	0	1	1	1	0	0	0	0	9-20	0-2	0	12.60	22
Totals		4	20.0	40	28	28	11	17	6	3	3	5	0	5	0	68-115	0-2	0	12.60	-

LOBO GAME-BY-GAME STATS

#17 HERRERA, Daniel - 21 games (All games)

Date	Opponent	Pos	AB	R	H	RBI	2B	3B	HR	BB	SB	CS	HBP	SAC	SF	GDP	K	PO	A	E	Avg
Feb 18	vs Gonzaga	*c	2	0	0	0	0	0	0	1	0	0	0	0	0	0	0	5	0	0	.000
Feb 19	vs Oregon State	ph	1	0	0	0	0	0	0	0	0	0	0	0	0	0	0	0	0	0	.000
Feb 22	CENTRAL MICHIGAN	*c	1	1	1	0	0	0	0	2	1	1	0	0	0	0	0	4	2	0	.250
Feb 23	CENTRAL MICHIGAN	c	0	0	0	0	0	0	0	0	0	0	0	0	0	0	0	1	1	0	.250
Feb 25	CENTRAL MICHIGAN	*c	5	0	1	1	0	0	0	0	0	0	0	0	0	0	1	7	1	0	.222
Mar 02	NEVADA	*c	4	0	0	0	0	0	0	0	0	0	0	0	0	0	0	13	0	0	.154
Mar 09	at Fresno State	ph	0	0	0	0	0	0	0	1	0	0	0	0	0	0	0	0	0	0	.154
Mar 10	at Fresno State	ph	1	0	0	0	0	0	0	0	0	0	0	0	0	0	1	0	0	0	.143
Mar 11	at Fresno State	ph	1	0	0	0	0	0	0	0	0	0	0	0	0	0	1	0	0	0	.133
Mar 13	at Pepperdine	*c	4	0	1	1	0	0	0	0	0	0	0	0	0	0	0	5	0	0	.158
Mar 16	vs Columbia	*c	5	1	1	0	0	0	0	0	0	0	0	1	0	0	0	11	0	1	.167
Mar 16	at Houston	c	0	0	0	0	0	0	0	0	0	0	0	0	0	0	0	2	0	0	.167
Mar 23	AIR FORCE	ph/c	2	0	0	0	0	0	0	0	0	0	0	0	0	0	2	6	1	0	.154
Mar 24	AIR FORCE	*c	2	1	1	0	0	0	0	1	0	0	0	0	0	0	1	11	0	0	.179
Mar 30	at San Diego State	*c	2	0	0	1	0	0	0	1	0	0	0	0	0	0	2	4	1	0	.167
Apr 02	ARIZONA	ph	1	0	0	0	0	0	0	0	0	0	0	0	0	0	0	0	0	0	.161
Apr 07	FRESNO STATE	c	1	0	0	0	0	0	0	0	0	0	0	1	0	0	0	5	0	0	.156
Apr 08	FRESNO STATE	c	0	0	0	0	0	0	0	0	0	0	0	0	0	0	0	1	1	0	.156
Apr 15	at Nevada	*c	4	0	1	0	0	0	0	0	0	0	0	0	0	1	0	7	0	0	.167
Apr 17	TEXAS TECH	*c	3	0	1	1	0	0	0	2	0	0	0	0	0	0	0	7	2	0	.179
Apr 20	UNLV	ph/c	1	0	0	0	0	0	0	0	0	0	0	0	0	0	0	1	0	0	.175
Totals		10gs	40	3	7	4	0	0	0	8	1	1	0	2	0	1	8	90	9	1	.175

On base pct. .312 • Slugging pct. .175

#12 KRAUTH, Nick - 2 games (All games)

Date	Opponent	Pos	AB	R	H	RBI	2B	3B	HR	BB	SB	CS	HBP	SAC	SF	GDP	K	PO	A	E	Avg
Feb 22	CENTRAL MICHIGAN	p	0	0	0	0	0	0	0	0	0	0	0	0	0	0	0	0	1	0	.000
Mar 13	at Pepperdine	*p	0	0	0	0	0	0	0	0	0	0	0	0	0	0	0	0	1	0	.000
Totals		1gs	0	0	0	0	0	0	0	0	0	0	0	0	0	0	0	0	2	0	.000

On base pct. .000 • Slugging pct. .000

#12 KRAUTH, Nick - 5 appearances (All games)

Date	Opponent	GS	IP	H	R	ER	BB	SO	2B	3B	HR	WP	BK	HBP	IBB	Score	W-L	Sv	ERA	NP
Feb 19	vs Oregon State		2.2	7	5	2	0	1	0	1	0	0	0	1	0	3-15	0-0	0	6.75	57
Feb 22	CENTRAL MICHIGAN		1.1	5	5	4	2	1	1	0	0	0	0	0	0	20-9	0-0	0	13.50	42
Mar 04	NEVADA		0.2	1	2	2	2	0	0	0	0	0	0	0	0	8-13	0-0	0	15.43	19
Mar 10	at Fresno State		1.0	1	0	0	0	1	0	0	0	0	0	0	0	1-5	0-0	0	12.71	9
Mar 13	at Pepperdine	*	5.2	3	3	3	1	2	0	0	1	0	0	1	0	7-11	0-0	0	8.74	68
Totals		1	11.1	17	15	11	5	5	1	1	1	0	0	2	0	39-53	0-0	0	8.74	-

#9 LEITHA, Larry - 14 games (All games)

Date	Opponent	Pos	AB	R	H	RBI	2B	3B	HR	BB	SB	CS	HBP	SAC	SF	GDP	K	PO	A	E	Avg
Feb 18	vs Gonzaga	of	2	0	0	0	0	0	0	0	0	0	0	0	0	0	2	0	0	0	.000
Feb 19	vs Oregon State	ph	0	0	0	0	0	0	0	1	0	0	0	0	0	0	0	0	0	0	.000
Feb 22	CENTRAL MICHIGAN	ph/of	4	1	1	1	0	0	0	2	0	0	0	0	0	0	0	2	0	0	.167
Feb 23	CENTRAL MICHIGAN	*of	4	0	1	1	1	0	0	0	0	0	0	0	0	0	2	1	0	0	.200
Feb 24	CENTRAL MICHIGAN	*of	4	1	1	0	1	0	0	0	0	0	0	0	0	0	2	2	0	0	.214
Feb 25	CENTRAL MICHIGAN	pr	0	0	0	0	0	0	0	0	0	0	0	0	0	0	0	0	0	0	.214
Mar 07	at Texas Tech	ph/of	2	0	0	0	0	0	0	0	0	0	0	0	0	0	1	1	1	0	.188
Mar 09	at Fresno State	pr/of	0	0	0	0	0	0	0	1	0	0	0	0	0	0	0	1	0	0	.188
Mar 11	at Fresno State	*of	3	0	0	0	0	0	0	0	0	0	1	0	0	0	1	2	0	0	.158
Mar 12	at Cal Poly	pr	0	0	0	0	0	0	0	0	0	0	0	0	0	0	0	0	0	0	.158
Mar 13	at Pepperdine	of/of	1	0	0	0	0	0	0	0	0	0	0	0	0	0	0	1	0	0	.150
Mar 16	vs Columbia	ph/of	2	0	0	0	0	0	0	0	0	1	1	0	0	0	0	3	0	0	.136
Mar 16	at Houston	*of	3	0	1	0	0	0	0	0	0	0	0	0	0	0	1	0	0	0	.160
Mar 17	vs Columbia	of	1	0	0	0	0	0	0	0	0	0	0	0	0	0	0	1	0	0	.154
Totals		4gs	26	2	4	2	2	0	0	2	2	1	2	0	0	0	9	14	1	0	.154

On base pct. .267 • Slugging pct. .231

LOBO GAME-BY-GAME STATS

#13 MANG, Connor - 32 games (All games)

Date	Opponent	Pos	AB	R	H	RBI	2B	3B	HR	BB	SB	CS	HBP	SAC	SF	GDP	K	PO	A	E	Avg
Feb 16	vs Oregon State	*3b	3	1	1	0	0	0	0	0	0	0	0	0	0	0	1	1	1	0	.333
Feb 17	vs Cal Poly	*3b	4	0	1	0	0	0	0	0	0	0	0	0	0	0	1	0	0	1	.286
Feb 18	vs Gonzaga	*3b	3	0	0	0	0	0	0	1	0	0	0	0	0	0	2	0	1	0	.200
Feb 19	vs Oregon State	*3b	3	0	0	0	0	0	0	0	0	0	0	0	0	1	0	1	1	0	.154
Feb 22	CENTRAL MICHIGAN	*3b	4	2	2	4	0	0	0	2	0	1	0	0	0	0	0	0	2	0	.235
Feb 23	CENTRAL MICHIGAN	*2b	4	2	3	0	0	1	0	0	0	0	0	0	0	0	0	1	3	0	.333
Feb 24	CENTRAL MICHIGAN	*2b	3	2	0	0	0	0	0	1	1	0	0	0	0	0	1	2	2	0	.292
Feb 25	CENTRAL MICHIGAN	*2b	4	1	0	0	0	0	0	1	0	0	0	0	0	0	2	3	4	0	.250
Mar 02	NEVADA	*2b/3b	4	0	1	0	0	0	0	1	0	0	0	0	0	0	1	1	3	0	.250
Mar 03	NEVADA	*2b	3	2	1	0	0	0	0	1	0	0	0	0	0	0	0	0	2	0	.257
Mar 04	NEVADA	*2b	2	0	0	0	0	0	0	0	0	0	0	0	0	0	1	1	0	0	.243
Mar 16	vs Columbia	*3b/1b	6	1	3	1	0	0	0	0	0	0	0	0	0	0	1	3	4	0	.279
Mar 16	at Houston	*1b	3	0	0	0	0	0	0	0	0	0	0	0	0	0	1	9	1	0	.261
Mar 17	vs Columbia	*1b	3	1	1	0	0	0	0	0	1	0	0	1	0	0	0	9	1	0	.265
Mar 23	AIR FORCE	*1b	3	1	1	0	0	0	0	1	0	0	0	0	0	0	0	7	0	0	.269
Mar 24	AIR FORCE	*1b	3	1	2	2	1	0	0	1	0	0	0	1	0	0	0	8	0	0	.291
Mar 25	AIR FORCE	*1b	3	1	1	1	0	0	0	1	0	0	0	0	0	0	1	8	0	0	.293
Mar 29	at San Diego State	*1b	3	0	2	2	0	0	0	1	0	0	0	0	0	0	0	6	0	0	.311
Mar 30	at San Diego State	*1b	3	1	1	2	0	0	0	0	0	0	1	0	1	0	0	7	1	0	.312
Mar 31	at San Diego State	*1b	3	0	1	0	0	0	0	1	0	0	0	0	0	0	0	1	2	0	.313
Apr 02	ARIZONA	*1b	2	0	0	0	0	0	0	0	0	0	0	0	0	0	1	9	0	0	.304
Apr 06	FRESNO STATE	*1b	3	0	1	1	0	0	0	1	0	0	0	0	0	0	0	7	0	1	.306
Apr 07	FRESNO STATE	*1b	4	1	1	0	0	0	0	2	0	0	0	0	0	0	0	8	0	0	.303
Apr 08	FRESNO STATE	*1b	5	2	2	1	0	1	0	0	0	0	0	0	0	0	1	9	1	0	.309
Apr 10	NEW MEXICO STATE	*1b	2	0	0	0	0	0	0	0	0	0	0	0	0	0	1	5	0	0	.301
Apr 13	at Nevada	*1b	3	0	0	0	0	0	0	0	0	0	0	0	0	0	2	5	3	0	.291
Apr 14	at Nevada	*1b	3	1	1	0	1	0	0	1	0	0	0	0	0	0	0	7	0	0	.292
Apr 15	at Nevada	*1b	1	0	0	0	0	0	0	0	0	0	0	0	0	0	0	2	0	0	.289
Apr 17	TEXAS TECH	*1b	3	1	1	1	0	0	1	0	0	0	2	0	0	1	0	7	1	0	.290
Apr 20	UNLV	*1b	3	2	2	2	1	1	0	1	0	0	0	0	0	0	1	8	0	0	.302
Apr 21	UNLV	*1b	5	1	3	3	1	0	0	0	0	0	0	0	0	0	0	11	2	0	.317
Apr 22	UNLV	*1b	4	1	3	1	1	0	1	0	0	0	0	0	0	0	1	7	1	0	.333
Totals		32gs	105	25	35	21	5	3	2	17	2	1	3	2	1	2	19	153	36	2	.333

On base pct. .437 • Slugging pct. .495

#15 MANG, Jared - 26 games (All games)

Date	Opponent	Pos	AB	R	H	RBI	2B	3B	HR	BB	SB	CS	HBP	SAC	SF	GDP	K	PO	A	E	Avg
Feb 16	vs Oregon State	*of	4	0	1	1	0	0	0	0	0	0	0	0	0	0	1	3	0	0	.250
Feb 17	vs Cal Poly	*of	4	1	1	0	0	0	0	0	0	0	0	1	0	0	3	7	0	0	.250
Feb 18	vs Gonzaga	*of	2	0	0	0	0	0	0	1	0	0	1	0	0	0	1	4	0	0	.200
Feb 19	vs Oregon State	*of	4	0	1	0	0	0	0	0	0	0	1	0	0	0	0	3	0	0	.214
Feb 22	CENTRAL MICHIGAN	*of	1	3	1	0	0	0	0	3	0	0	1	0	0	0	0	1	0	0	.267
Mar 16	vs Columbia	*of	4	2	2	4	0	0	1	0	1	0	2	0	0	0	1	1	0	0	.316
Mar 16	at Houston	*of	3	0	0	0	0	0	0	0	0	0	0	0	0	1	0	1	0	0	.273
Mar 17	vs Columbia	*of	3	0	1	0	0	0	0	0	1	0	1	0	0	0	1	0	0	0	.280
Mar 23	AIR FORCE	*of	5	1	2	1	1	0	0	0	0	0	0	0	0	0	0	0	0	0	.300
Mar 24	AIR FORCE	*of	5	2	3	3	0	0	1	1	0	0	0	0	0	1	0	2	0	0	.343
Mar 25	AIR FORCE	*of	3	1	0	0	0	0	0	2	0	1	0	0	0	0	1	0	0	0	.316
Mar 29	at San Diego State	*of	2	2	0	0	0	0	0	2	0	0	0	0	0	0	0	2	0	1	.300
Mar 30	at San Diego State	*of	3	2	2	2	0	0	0	1	0	0	1	0	0	0	0	3	0	0	.326
Mar 31	at San Diego State	*of	4	1	1	2	0	0	1	0	0	0	0	0	0	0	1	2	0	0	.319
Apr 02	ARIZONA	*2b	4	2	1	1	0	0	1	1	0	0	0	0	0	0	0	1	2	0	.314
Apr 06	FRESNO STATE	*2b	3	2	1	0	0	0	0	0	0	0	1	0	0	0	0	1	3	1	.315
Apr 07	FRESNO STATE	*of/of	5	0	1	1	0	0	0	1	0	0	0	0	0	0	0	1	0	0	.305
Apr 08	FRESNO STATE	*of	5	0	0	0	0	0	0	0	0	0	0	0	0	0	1	1	0	0	.281
Apr 10	NEW MEXICO STATE	*of	3	0	0	0	0	0	0	0	0	0	1	0	0	0	2	4	0	0	.269
Apr 13	at Nevada	*of	3	0	0	0	0	0	0	1	0	0	0	0	0	0	1	2	0	0	.257
Apr 14	at Nevada	*of	4	0	0	0	0	0	0	0	0	0	0	0	0	0	2	0	0	0	.243
Apr 15	at Nevada	*of	4	0	1	0	0	0	0	0	0	0	0	0	0	0	1	1	0	0	.244
Apr 17	TEXAS TECH	*of	5	2	3	5	1	0	1	0	0	0	0	0	0	0	2	1	0	0	.265
Apr 20	UNLV	*of	4	2	2	2	0	0	1	0	0	0	0	0	0	0	0	1	0	0	.276
Apr 21	UNLV	*of	3	1	2	2	0	0	0	2	0	0	0	0	0	0	0	2	0	0	.289
Apr 22	UNLV	*of	3	0	0	0	0	0	0	1	0	0	0	0	0	0	1	1	0	0	.280
Totals		26gs	93	24	26	24	2	0	6	16	2	1	9	1	0	2	19	45	5	2	.280

On base pct. .432 • Slugging pct. .495

LOBO GAME-BY-GAME STATS

#14 MARSHALL, Derek - 25 games (All games)

Date	Opponent	Pos	AB	R	H	RBI	2B	3B	HR	BB	SB	CS	HBP	SAC	SF	GDP	K	PO	A	E	Avg
Feb 19	vs Oregon State	ph/dh	3	0	2	1	0	0	0	0	0	0	0	0	0	0	1	0	0	0	.667
Feb 22	CENTRAL MICHIGAN	ph/of	3	1	1	0	1	0	0	0	0	0	0	0	0	0	1	1	0	0	.500
Feb 23	CENTRAL MICHIGAN	*dh	3	0	1	0	0	0	0	0	0	0	1	0	0	0	2	0	0	0	.444
Feb 24	CENTRAL MICHIGAN	1b	0	0	0	0	0	0	0	0	0	0	0	0	0	0	0	0	0	0	.444
Feb 25	CENTRAL MICHIGAN	1b	4	0	1	1	1	0	0	0	0	0	0	0	0	0	1	11	0	0	.385
Mar 02	NEVADA	ph	1	0	0	0	0	0	0	0	0	0	0	0	0	0	0	0	0	0	.357
Mar 04	NEVADA	ph/of	3	0	0	0	0	0	0	0	0	0	0	0	0	0	1	0	0	0	.294
Mar 07	at Texas Tech	ph	1	0	0	0	0	0	0	0	0	0	0	0	0	0	0	0	0	0	.278
Mar 09	at Fresno State	ph	2	1	1	1	0	0	1	0	0	0	0	0	0	0	0	0	0	0	.300
Mar 10	at Fresno State	*of/1b	3	1	1	0	0	0	0	1	0	0	0	0	0	0	1	3	0	0	.304
Mar 11	at Fresno State	*1b	3	1	1	1	1	0	0	0	0	0	1	0	0	1	0	10	0	0	.308
Mar 12	at Cal Poly	*of/1b	5	0	1	0	0	0	0	0	0	0	0	0	0	0	2	6	0	0	.290
Mar 13	at Pepperdine	*1b/of	4	0	0	1	0	0	0	0	0	0	0	0	0	0	2	7	0	0	.257
Mar 16	vs Columbia	*1b	3	1	1	0	0	0	0	0	1	0	0	0	0	0	0	6	0	0	.263
Mar 29	at San Diego State	ph	1	0	1	0	0	0	0	0	0	0	0	0	0	0	0	0	0	0	.282
Mar 31	at San Diego State	ph	1	0	0	0	0	0	0	0	0	0	0	0	0	0	0	0	0	0	.275
Apr 02	ARIZONA	*of	5	1	1	1	0	0	1	0	0	0	0	0	0	0	1	3	0	1	.267
Apr 06	FRESNO STATE	*dh	4	0	2	2	1	0	0	0	0	0	0	0	0	0	1	0	0	0	.286
Apr 07	FRESNO STATE	*dh	2	0	0	0	0	0	0	1	0	0	0	0	0	0	2	0	0	0	.275
Apr 08	FRESNO STATE	ph/of	0	0	0	0	0	0	0	1	0	0	0	0	0	0	0	0	0	0	.275
Apr 10	NEW MEXICO STATE	ph/1b	2	0	0	0	0	0	0	0	0	0	0	0	0	0	1	4	0	0	.264
Apr 13	at Nevada	ph	1	0	0	0	0	0	0	0	0	0	0	0	0	0	1	0	0	0	.259
Apr 14	at Nevada	*dh	3	1	0	0	0	0	0	1	0	0	0	0	0	0	1	0	0	0	.246
Apr 17	TEXAS TECH	*of	1	0	0	0	0	0	0	0	0	0	0	0	0	0	0	1	0	0	.241
Apr 20	UNLV	*dh	3	0	1	1	0	0	0	0	0	0	0	0	0	1	0	0	0	0	.246
Totals		12gs	61	7	15	9	4	0	2	4	1	0	2	0	0	2	18	52	0	1	.246

On base pct. .313 • Slugging pct. .410

#6 MERRITT, Brayden - 32 games (All games)

Date	Opponent	Pos	AB	R	H	RBI	2B	3B	HR	BB	SB	CS	HBP	SAC	SF	GDP	K	PO	A	E	Avg
Feb 18	vs Gonzaga	pr	0	1	0	0	0	0	0	0	0	0	0	0	0	0	0	0	0	0	.000
Feb 19	vs Oregon State	*of	2	0	1	0	0	0	0	0	0	0	0	0	0	0	1	0	0	0	.500
Feb 22	CENTRAL MICHIGAN	*of	2	1	2	1	1	0	0	0	0	0	0	0	0	0	0	0	0	0	.750
Feb 23	CENTRAL MICHIGAN	pr	0	1	0	0	0	0	0	0	0	0	0	0	0	0	0	0	0	0	.750
Feb 24	CENTRAL MICHIGAN	pr/of	0	0	0	0	0	0	0	0	0	1	0	0	0	0	0	0	0	0	.750
Feb 25	CENTRAL MICHIGAN	*of	5	1	2	2	0	0	1	1	0	0	0	0	0	0	1	2	0	0	.556
Mar 02	NEVADA	*of	1	0	0	0	0	0	0	0	0	0	0	0	0	0	0	0	0	0	.500
Mar 03	NEVADA	*of	4	3	3	0	1	0	0	0	0	0	0	0	0	0	0	6	0	0	.571
Mar 04	NEVADA	*of	3	0	0	0	0	0	0	0	0	0	0	0	0	0	0	6	0	0	.471
Mar 07	at Texas Tech	*of	3	0	0	0	0	0	0	1	0	0	0	0	0	0	1	2	0	0	.400
Mar 09	at Fresno State	*of	3	0	0	0	0	0	0	0	0	0	0	0	0	0	1	2	0	0	.348
Mar 10	at Fresno State	*of	3	0	0	1	0	0	0	0	0	0	0	0	0	0	1	2	0	0	.308
Mar 12	at Cal Poly	*of	5	2	3	0	0	0	0	0	0	0	0	0	0	0	1	1	0	0	.355
Mar 13	at Pepperdine	*of	4	1	1	0	0	0	0	0	0	0	0	0	0	0	0	2	0	0	.343
Mar 16	vs Columbia	*of	3	0	0	1	0	0	0	1	0	0	0	0	0	0	0	0	0	0	.316
Mar 16	at Houston	pr	0	0	0	0	0	0	0	0	0	0	0	0	0	0	0	0	0	0	.316
Mar 24	AIR FORCE	*of	5	1	0	1	0	0	0	0	1	0	0	1	0	0	0	1	0	0	.279
Mar 25	AIR FORCE	pr	0	0	0	0	0	0	0	0	0	0	0	0	0	0	0	0	0	0	.279
Mar 29	at San Diego State	pr	0	1	0	0	0	0	0	0	0	0	0	0	0	0	0	0	0	0	.279
Mar 30	at San Diego State	*of	4	1	0	1	0	0	0	1	0	0	0	0	0	0	0	2	0	0	.255
Apr 02	ARIZONA	of	1	0	0	0	0	0	0	0	0	0	0	0	0	0	0	0	0	0	.250
Apr 06	FRESNO STATE	*of	3	0	2	0	0	0	0	0	0	1	0	0	0	0	1	0	0	0	.275
Apr 07	FRESNO STATE	ph/of	3	1	1	2	0	0	0	1	0	0	0	0	0	0	1	3	0	0	.278
Apr 08	FRESNO STATE	*of	4	1	1	0	1	0	0	0	0	0	1	0	0	0	1	2	0	0	.276
Apr 10	NEW MEXICO STATE	*of	3	0	1	0	0	0	0	1	0	0	0	0	0	0	0	2	0	0	.279
Apr 13	at Nevada	of	0	0	0	0	0	0	0	0	0	0	0	0	0	0	0	0	0	0	.279
Apr 14	at Nevada	*of	2	0	1	1	0	0	0	0	0	0	0	0	1	0	0	1	0	0	.286
Apr 15	at Nevada	*of	3	0	0	0	0	0	0	0	0	0	0	0	0	0	2	3	0	0	.273
Apr 17	TEXAS TECH	*of	4	0	0	0	0	0	0	1	0	0	0	0	0	1	2	0	0	0	.257
Apr 20	UNLV	*of	3	0	0	0	0	0	0	0	0	0	0	0	0	0	1	7	0	0	.247
Apr 21	UNLV	*of	5	0	2	1	0	0	0	0	0	0	0	0	0	0	1	2	0	0	.256
Apr 22	UNLV	*of	4	1	4	2	0	0	1	0	0	0	0	0	0	0	0	2	0	0	.293
Totals		23gs	82	16	24	13	3	0	2	7	1	2	1	1	1	1	15	48	0	0	.293

On base pct. .352 • Slugging pct. .402

LOBO GAME-BY-GAME STATS

2018 New Mexico Lobo Baseball Individual Game-by-Game for New Mexico (as of Apr 22, 2018)

#3 SCHILLING, Hayden - 34 games (All games)

Date	Opponent	Pos	AB	R	H	RBI	2B	3B	HR	BB	SB	CS	HBP	SAC	SF	GDP	K	PO	A	E	Avg
Feb 16	vs Oregon State	*ss	3	1	1	1	0	0	0	0	1	1	1	0	0	0	1	0	2	0	.333
Feb 17	vs Cal Poly	*ss	5	1	1	0	1	0	0	0	0	0	0	0	0	0	0	2	3	0	.250
Feb 18	vs Gonzaga	*ss/p	4	1	2	1	0	0	0	0	0	0	0	0	0	0	0	1	2	0	.333
Feb 19	vs Oregon State	*ss	3	0	0	0	0	0	0	1	0	0	1	0	0	0	0	0	3	2	.267
Feb 22	CENTRAL MICHIGAN	*ss	5	3	4	4	1	0	0	1	1	0	0	0	0	0	1	1	0	3	.400
Feb 23	CENTRAL MICHIGAN	*3b	5	0	1	0	1	0	0	0	0	0	0	0	0	0	2	0	3	0	.360
Feb 24	CENTRAL MICHIGAN	*3b	4	1	1	0	0	0	0	0	1	0	0	1	0	0	1	0	3	0	.345
Feb 25	CENTRAL MICHIGAN	*3b	4	1	2	0	1	0	0	0	0	0	1	0	0	0	1	0	5	0	.364
Mar 02	NEVADA	*3b/ss	4	2	2	0	2	0	0	0	0	0	1	0	0	0	0	2	1	1	.378
Mar 03	NEVADA	*3b	5	0	2	2	1	0	0	0	0	0	0	0	0	0	1	0	4	0	.381
Mar 04	NEVADA	*3b	5	2	4	2	2	0	0	0	0	0	0	0	0	0	0	0	2	0	.426
Mar 07	at Texas Tech	*3b/p	5	0	2	0	0	0	0	0	1	1	0	0	0	0	1	1	4	1	.423
Mar 09	at Fresno State	*3b	3	0	2	0	0	1	0	1	0	0	0	1	0	0	1	0	1	0	.436
Mar 10	at Fresno State	*3b	1	0	0	0	0	0	0	0	0	0	1	0	0	0	0	0	1	0	.429
Mar 11	at Fresno State	ph	1	0	0	1	0	0	0	0	0	0	0	0	0	0	0	0	0	0	.421
Mar 12	at Cal Poly	*dh	1	0	0	0	0	0	0	1	0	1	0	0	0	0	0	0	0	0	.414
Mar 23	AIR FORCE	*3b	4	1	1	1	0	0	0	1	0	0	0	0	0	0	0	0	2	0	.403
Mar 24	AIR FORCE	*3b	6	0	2	1	0	0	0	0	0	0	0	0	0	0	1	0	0	0	.397
Mar 25	AIR FORCE	*3b	5	1	1	0	0	0	0	0	0	0	0	0	0	0	1	0	4	0	.384
Mar 29	at San Diego State	ph	0	0	0	0	0	0	0	1	0	0	0	0	0	0	0	0	0	0	.384
Mar 30	at San Diego State	*3b	3	2	0	0	0	0	0	2	0	0	0	0	0	0	0	2	0	0	.368
Mar 31	at San Diego State	*3b	4	0	1	0	0	0	0	0	0	0	0	0	0	0	0	0	0	0	.363
Apr 02	ARIZONA	*3b	1	0	0	0	0	0	0	1	0	0	0	0	0	0	0	0	2	0	.358
Apr 06	FRESNO STATE	*3b	5	0	1	1	0	0	0	0	0	0	0	0	0	0	0	2	1	0	.349
Apr 07	FRESNO STATE	*3b	6	0	4	1	0	0	0	0	0	0	0	0	0	0	0	0	0	0	.370
Apr 08	FRESNO STATE	*3b	3	1	1	1	0	0	0	2	0	0	0	0	0	0	1	1	2	1	.368
Apr 10	NEW MEXICO STATE	*3b	4	0	1	0	0	0	0	0	0	0	0	0	0	0	0	1	6	0	.364
Apr 13	at Nevada	*3b	3	0	1	2	1	0	0	1	0	0	0	0	0	0	1	0	1	0	.363
Apr 14	at Nevada	*3b	3	0	0	0	0	0	0	0	0	0	1	0	0	0	1	1	0	0	.352
Apr 15	at Nevada	*3b	2	0	0	0	0	0	0	1	0	0	0	0	0	0	0	0	1	0	.346
Apr 17	TEXAS TECH	*3b	4	1	0	0	0	0	0	1	0	0	0	0	0	1	1	1	2	1	.333
Apr 20	UNLV	*3b	4	0	1	0	0	0	0	0	0	0	0	0	0	0	1	0	4	0	.330
Apr 21	UNLV	*3b	4	2	0	1	0	0	0	2	0	0	0	0	0	0	0	1	0	0	.319
Apr 22	UNLV	*3b	3	0	0	0	0	0	0	2	0	1	0	0	0	0	0	1	2	0	.311
Totals		32gs	122	20	38	19	10	1	0	18	4	4	6	2	0	1	16	17	61	9	.311

On base pct. .425 • Slugging pct. .410

#3 SCHILLING, Hayden - 2 appearances (All games)

Date	Opponent	GS	IP	H	R	ER	BB	SO	2B	3B	HR	WP	BK	HBP	IBB	Score	W-L	Sv	ERA	NP
Feb 18	vs Gonzaga		0.1	0	0	0	0	0	0	0	0	0	0	0	0	3-4	0-0	0	0.00	4
Mar 07	at Texas Tech		1.0	0	0	0	1	3	0	0	0	0	0	0	0	2-7	0-0	0	0.00	19
Totals		0	1.1	0	0	0	1	3	0	0	0	0	0	0	0	5-11	0-0	0	0.00	-

LOBO GAME-BY-GAME STATS

2018 New Mexico Lobo Baseball Individual Game-by-Game for New Mexico (as of Apr 22, 2018)

#11 SIKES, Phillip - 31 games (All games)

Date	Opponent	Pos	AB	R	H	RBI	2B	3B	HR	BB	SB	CS	HBP	SAC	SF	GDP	K	PO	A	E	Avg
Feb 16	vs Oregon State	*of	3	0	0	0	0	0	0	0	0	0	0	0	0	0	1	0	0	0	.000
Feb 17	vs Cal Poly	*of	3	0	1	0	0	0	0	1	0	0	0	0	0	0	2	0	0	0	.167
Feb 18	vs Gonzaga	*of	2	0	0	0	0	0	0	0	0	0	0	0	0	0	0	0	0	0	.125
Feb 22	CENTRAL MICHIGAN	ph/of	1	0	0	0	0	0	0	0	0	0	0	0	0	0	0	0	0	0	.111
Feb 23	CENTRAL MICHIGAN	*of	2	2	1	1	0	0	0	0	0	0	1	1	0	0	0	1	0	0	.182
Mar 02	NEVADA	ph/of	3	1	1	0	0	0	0	0	0	0	0	0	0	0	1	1	0	0	.214
Mar 03	NEVADA	*of	4	0	1	0	0	0	0	0	0	0	0	0	0	0	1	3	0	0	.222
Mar 04	NEVADA	*of	2	0	0	0	0	0	0	0	0	0	0	0	0	0	2	3	0	0	.200
Mar 07	at Texas Tech	*of	1	0	0	0	0	0	0	1	0	0	0	0	0	0	0	1	0	0	.190
Mar 10	at Fresno State	of	1	0	0	0	0	0	0	0	0	0	0	0	0	0	1	1	0	0	.182
Mar 11	at Fresno State	of	1	0	0	0	0	0	0	0	0	0	0	0	0	0	1	0	0	0	.174
Mar 12	at Cal Poly	ph/dh	2	0	1	0	0	0	0	0	0	0	1	0	0	0	1	0	0	0	.200
Mar 13	at Pepperdine	ph/of	1	0	0	0	0	0	0	0	0	0	1	0	0	0	0	2	0	0	.192
Mar 16	vs Columbia	of	0	0	0	0	0	0	0	0	0	0	0	0	0	0	0	1	0	0	.192
Mar 16	at Houston	*of	2	0	0	0	0	0	0	0	0	0	0	1	0	0	2	1	0	0	.179
Mar 17	vs Columbia	*of	3	1	1	0	1	0	0	0	0	0	0	0	0	0	0	4	0	0	.194
Mar 23	AIR FORCE	ph	1	0	0	0	0	0	0	0	0	0	0	0	0	0	1	0	0	0	.188
Mar 24	AIR FORCE	pr/dh	1	1	0	0	0	0	0	0	0	0	0	0	0	0	1	0	0	0	.182
Mar 25	AIR FORCE	*of	3	1	2	2	0	0	0	1	0	0	0	0	0	0	0	0	0	0	.222
Mar 29	at San Diego State	*of	4	0	1	1	0	0	0	0	0	0	0	0	0	0	0	5	0	0	.225
Mar 30	at San Diego State	*of	4	0	0	0	0	0	0	0	0	0	1	0	0	0	2	1	0	0	.205
Mar 31	at San Diego State	*of	3	0	1	0	0	0	0	0	0	0	0	0	0	0	1	4	0	0	.213
Apr 02	ARIZONA	*of/p	4	1	1	3	0	0	1	0	0	0	0	0	0	0	1	3	0	0	.216
Apr 06	FRESNO STATE	*of	4	1	1	0	0	0	0	0	0	0	0	0	0	0	1	0	0	0	.218
Apr 07	FRESNO STATE	*of	1	0	0	0	0	0	0	1	0	0	0	0	0	0	1	2	0	0	.214
Apr 08	FRESNO STATE	*of	3	1	2	0	0	0	0	0	0	0	0	0	0	0	0	1	0	0	.237
Apr 13	at Nevada	*of	3	1	1	0	0	0	0	0	0	0	0	0	0	0	0	0	0	1	.242
Apr 14	at Nevada	*of	3	0	0	0	0	0	0	0	0	0	0	0	0	0	1	1	0	0	.231
Apr 15	at Nevada	*of	3	0	0	0	0	0	0	0	0	0	0	0	0	0	1	4	0	0	.221
Apr 21	UNLV	*of	3	1	2	0	0	0	0	1	0	0	1	0	0	0	1	2	0	0	.239
Apr 22	UNLV	*of	3	0	1	0	0	0	0	0	0	0	0	0	0	0	0	2	0	0	.243
Totals		22gs	74	11	18	7	1	0	1	5	0	0	5	2	0	0	23	43	0	1	.243

On base pct. .333 • Slugging pct. .297

#11 SIKES, Phillip - 4 appearances (All games)

Date	Opponent	GS	IP	H	R	ER	BB	SO	2B	3B	HR	WP	BK	HBP	IBB	Score	W-L	Sv	ERA	NP
Feb 19	vs Oregon State		0.2	3	3	3	0	0	0	0	0	1	0	0	0	3-15	0-0	0	40.50	16
Apr 02	ARIZONA		1.0	1	0	0	0	2	0	0	0	0	0	0	0	6-16	0-0	0	16.20	14
Apr 10	NEW MEXICO STATE		1.1	3	1	1	0	1	0	0	0	0	0	0	0	1-9	0-0	0	12.00	33
Apr 17	TEXAS TECH		0.1	4	4	4	0	0	0	0	2	0	0	0	0	9-20	0-0	0	21.60	19
Totals		0	3.1	11	8	8	0	3	0	0	2	1	0	0	0	19-60	0-0	0	21.60	-

#32 SLATEN, Justin - 9 games (All games)

Date	Opponent	Pos	AB	R	H	RBI	2B	3B	HR	BB	SB	CS	HBP	SAC	SF	GDP	K	PO	A	E	Avg
Feb 16	vs Oregon State	*p	0	0	0	0	0	0	0	0	0	0	0	0	0	0	0	0	1	0	.000
Feb 23	CENTRAL MICHIGAN	*p	0	0	0	0	0	0	0	0	0	0	0	0	0	0	0	0	3	0	.000
Mar 02	NEVADA	*p	0	0	0	0	0	0	0	0	0	0	0	0	0	0	0	0	2	0	.000
Mar 09	at Fresno State	*p	0	0	0	0	0	0	0	0	0	0	0	0	0	0	0	2	0	0	.000
Mar 16	at Houston	*p	0	0	0	0	0	0	0	0	0	0	0	0	0	0	0	1	2	1	.000
Mar 29	at San Diego State	*p	0	0	0	0	0	0	0	0	0	0	0	0	0	0	0	0	1	0	.000
Apr 06	FRESNO STATE	*p	0	0	0	0	0	0	0	0	0	0	0	0	0	0	0	0	1	0	.000
Apr 13	at Nevada	*p	0	0	0	0	0	0	0	0	0	0	0	0	0	0	0	2	0	0	.000
Apr 20	UNLV	*p	0	0	0	0	0	0	0	0	0	0	0	0	0	0	0	0	1	0	.000
Totals		9gs	0	0	0	0	0	0	0	0	0	0	0	0	0	0	0	5	11	1	.000

On base pct. .000 • Slugging pct. .000

LOBO GAME-BY-GAME STATS

2018 New Mexico Lobo Baseball Individual Game-by-Game for New Mexico (as of Apr 22, 2018)

#32 SLATEN, Justin - 11 appearances (All games)

Date	Opponent	GS	IP	H	R	ER	BB	SO	2B	3B	HR	WP	BK	HBP	IBB	Score	W-L	Sv	ERA	NP
Feb 16	vs Oregon State	*	4.2	6	5	5	2	3	2	0	2	0	0	0	0	2-5	0-1	0	9.64	74
Feb 23	CENTRAL MICHIGAN	*	7.0	3	0	0	0	8	0	0	0	1	0	1	0	6-0	1-1	0	3.86	95
Mar 02	NEVADA	*	3.2	4	6	1	2	7	3	0	0	1	0	2	0	5-9	1-2	0	3.52	85
Mar 09	at Fresno State	*	4.1	6	2	2	2	4	0	1	2	0	0	0	0	5-4	1-2	0	3.66	93
Mar 13	at Pepperdine	*	0.1	2	4	4	2	1	1	0	1	0	0	0	0	7-11	1-3	0	5.40	24
Mar 16	at Houston	*	7.0	11	1	1	2	6	0	0	0	0	0	0	0	0-1	1-4	0	4.33	119
Mar 23	AIR FORCE	*	4.1	11	7	7	1	5	0	2	0	3	0	0	0	4-10	1-5	0	5.74	87
Mar 29	at San Diego State	*	4.1	3	4	4	3	5	0	0	0	2	0	1	0	5-4	1-5	0	6.06	84
Apr 06	FRESNO STATE	*	3.1	4	6	5	2	4	2	1	1	0	0	2	0	5-15	1-6	0	6.69	85
Apr 13	at Nevada	*	4.1	7	6	5	3	6	3	1	0	1	0	1	0	2-15	1-7	0	7.06	78
Apr 20	UNLV	*	5.2	4	5	3	5	3	1	0	1	1	0	1	0	8-5	2-7	0	6.80	128
Totals		10	49.0	61	46	37	24	52	12	5	7	9	0	8	0	49-79	2-7	0	6.80	-

#29 SMITH, Chad - 5 games (All games)

Date	Opponent	Pos	AB	R	H	RBI	2B	3B	HR	BB	SB	CS	HBP	SAC	SF	GDP	K	PO	A	E	Avg
Feb 23	CENTRAL MICHIGAN	p	0	0	0	0	0	0	0	0	0	0	0	0	0	0	0	1	0	0	.000
Feb 25	CENTRAL MICHIGAN	p	0	0	0	0	0	0	0	0	0	0	0	0	0	0	0	0	2	0	.000
Mar 12	at Cal Poly	p	0	0	0	0	0	0	0	0	0	0	0	0	0	0	0	0	1	1	.000
Mar 31	at San Diego State	p	0	0	0	0	0	0	0	0	0	0	0	0	0	0	0	1	0	0	.000
Apr 02	ARIZONA	p	0	0	0	0	0	0	0	0	0	0	0	0	0	0	0	1	0	0	.000
Totals		0gs	0	0	0	0	0	0	0	0	0	0	0	0	0	0	0	3	3	1	.000

On base pct. .000 • Slugging pct. .000

#29 SMITH, Chad - 14 appearances (All games)

Date	Opponent	GS	IP	H	R	ER	BB	SO	2B	3B	HR	WP	BK	HBP	IBB	Score	W-L	Sv	ERA	NP
Feb 16	vs Oregon State		2.2	3	0	0	0	4	1	0	0	0	0	1	0	2-5	0-0	0	0.00	41
Feb 23	CENTRAL MICHIGAN		2.0	1	0	0	0	1	1	0	0	0	0	0	0	6-0	0-0	0	0.00	18
Feb 25	CENTRAL MICHIGAN		3.0	2	1	1	0	1	0	0	1	0	0	0	0	6-6	0-0	0	1.17	30
Mar 03	NEVADA		0.2	3	2	2	0	0	1	1	0	0	0	0	0	8-5	0-0	0	3.24	15
Mar 04	NEVADA		1.0	1	0	0	0	0	1	0	0	0	0	0	0	8-13	0-0	0	2.89	10
Mar 07	at Texas Tech		1.1	1	2	2	3	1	1	0	0	0	0	0	0	2-7	0-0	0	4.22	35
Mar 10	at Fresno State		0.1	1	0	0	2	0	0	0	0	0	0	0	0	1-5	0-0	0	4.09	12
Mar 12	at Cal Poly		2.1	2	1	1	1	0	0	0	0	0	0	1	1	4-5	0-0	0	4.05	30
Mar 16	vs Columbia		2.0	3	0	0	1	0	0	0	0	0	0	1	0	10-9	0-0	0	3.52	28
Mar 23	AIR FORCE		0.2	2	1	1	2	1	1	0	0	0	0	0	0	4-10	0-0	0	3.94	19
Mar 31	at San Diego State		1.2	2	0	0	0	0	0	0	0	0	0	0	0	2-3	0-0	0	3.57	27
Apr 02	ARIZONA		1.0	3	6	6	4	0	0	0	0	2	0	0	0	6-16	0-0	0	6.27	45
Apr 06	FRESNO STATE		0.0	3	4	4	1	0	1	0	0	0	0	0	0	5-15	0-0	0	8.20	20
Apr 13	at Nevada		1.0	6	5	5	1	1	1	0	0	2	0	0	0	2-15	0-0	0	10.07	24
Totals		0	19.2	33	22	22	15	9	8	1	1	4	0	3	1	66-114	0-0	0	10.07	-

#33 TRIPP, Christian - 1 game (All games)

Date	Opponent	Pos	AB	R	H	RBI	2B	3B	HR	BB	SB	CS	HBP	SAC	SF	GDP	K	PO	A	E	Avg
Feb 24	CENTRAL MICHIGAN	p	0	0	0	0	0	0	0	0	0	0	0	0	0	0	0	0	1	0	.000
Totals		0gs	0	0	0	0	0	0	0	0	0	0	0	0	0	0	0	0	1	0	.000

On base pct. .000 • Slugging pct. .000

LOBO GAME-BY-GAME STATS

2018 New Mexico Lobo Baseball Individual Game-by-Game for New Mexico (as of Apr 22, 2018)

#33 TRIPP, Christian - 15 appearances (All games)

Date	Opponent	GS	IP	H	R	ER	BB	SO	2B	3B	HR	WP	BK	HBP	IBB	Score	W-L	Sv	ERA	NP
Feb 17	vs Cal Poly		0.2	0	0	0	0	0	0	0	0	0	0	0	0	3-1	0-0	1	0.00	8
Feb 24	CENTRAL MICHIGAN		1.2	2	0	0	0	4	0	0	0	0	0	0	0	8-7	0-0	2	0.00	35
Mar 03	NEVADA		3.0	3	1	1	1	5	1	0	0	0	0	0	1	8-5	1-0	2	1.69	50
Mar 09	at Fresno State		1.0	0	0	0	0	2	0	0	0	0	0	0	0	5-4	1-0	3	1.42	16
Mar 12	at Cal Poly		1.1	2	1	1	0	2	0	0	0	1	0	0	0	4-5	1-1	3	2.35	27
Mar 16	vs Columbia		1.0	0	0	0	0	0	0	0	0	0	0	0	0	10-9	1-1	4	2.08	5
Mar 17	vs Columbia		1.0	1	0	0	0	0	0	0	0	0	0	1	0	3-1	1-1	5	1.86	10
Mar 24	AIR FORCE		2.1	4	2	2	0	4	0	0	1	0	0	1	0	12-11	1-1	5	3.00	52
Mar 29	at San Diego State		0.2	0	0	0	0	0	0	0	0	0	0	0	0	5-4	1-1	6	2.84	8
Apr 02	ARIZONA		1.0	0	0	0	0	1	0	0	0	0	0	0	0	6-16	1-1	6	2.63	8
Apr 07	FRESNO STATE		1.0	2	1	1	1	0	0	0	0	1	0	0	0	6-7	1-2	6	3.07	26
Apr 08	FRESNO STATE		0.2	1	0	0	0	0	0	0	0	0	0	0	0	6-11	1-2	6	2.93	6
Apr 15	at Nevada		1.0	1	1	0	2	0	0	0	0	0	0	0	0	1-14	1-2	6	2.76	24
Apr 17	TEXAS TECH		0.2	1	0	0	1	0	0	0	0	0	0	0	0	9-20	1-2	6	2.65	13
Apr 20	UNLV		1.1	0	0	0	0	1	0	0	0	0	0	0	0	8-5	1-2	7	2.45	14
Totals		0	18.1	17	6	5	5	19	1	0	1	2	0	2	1	94-120	1-2	7	2.45	-

#16 WARE, Richard - 19 games (All games)

Date	Opponent	Pos	AB	R	H	RBI	2B	3B	HR	BB	SB	CS	HBP	SAC	SF	GDP	K	PO	A	E	Avg
Feb 18	vs Gonzaga	ph	1	0	0	0	0	0	0	0	0	0	0	0	0	0	0	0	0	0	.000
Feb 19	vs Oregon State	ph/3b	1	0	0	1	0	0	0	0	0	0	0	0	0	0	0	0	0	0	.000
Mar 04	NEVADA	ss	3	1	1	0	0	0	0	0	0	0	0	0	0	0	1	0	0	0	.200
Mar 07	at Texas Tech	3b	1	0	0	0	0	0	0	0	0	0	0	0	0	0	1	0	0	0	.167
Mar 09	at Fresno State	ph/2b	1	0	0	1	0	0	0	1	0	0	0	0	0	0	0	0	0	0	.143
Mar 10	at Fresno State	3b	2	0	0	0	0	0	0	0	0	0	0	0	0	0	2	1	0	0	.111
Mar 12	at Cal Poly	*3b	4	0	2	1	0	0	0	0	0	0	0	0	0	0	1	3	1	0	.231
Mar 13	at Pepperdine	*3b	4	0	0	0	0	0	0	0	0	0	0	0	0	0	1	0	1	0	.176
Mar 16	vs Columbia	pr/3b	0	1	0	0	0	0	0	0	0	0	1	0	0	0	0	0	0	0	.176
Mar 16	at Houston	*3b	3	0	0	0	0	0	0	0	0	0	0	0	0	0	2	0	3	0	.150
Mar 17	vs Columbia	*3b	2	0	0	0	0	0	0	1	0	0	0	0	0	0	0	0	0	0	.136
Mar 29	at San Diego State	*3b	4	0	0	0	0	0	0	0	0	0	0	0	0	0	2	3	4	0	.115
Apr 02	ARIZONA	ph/3b	2	0	1	0	0	0	0	0	0	0	0	0	0	0	1	0	0	0	.143
Apr 06	FRESNO STATE	ph	1	0	0	0	0	0	0	0	0	0	0	0	0	1	0	0	0	0	.138
Apr 10	NEW MEXICO STATE	2b	2	0	0	0	0	0	0	0	0	0	0	0	0	0	0	1	3	0	.129
Apr 13	at Nevada	3b	0	0	0	0	0	0	0	0	0	0	0	0	0	0	0	0	0	0	.129
Apr 15	at Nevada	3b	1	0	0	0	0	0	0	0	0	0	0	0	0	0	1	0	0	1	.125
Apr 17	TEXAS TECH	ph	1	0	0	0	0	0	0	0	0	0	0	0	0	0	1	0	0	0	.121
Apr 22	UNLV	pr	0	1	0	0	0	0	0	0	0	0	0	0	0	0	0	0	0	0	.121
Totals		5gs	33	3	4	3	0	0	0	2	0	0	1	0	0	1	13	8	12	1	.121

On base pct. .194 • Slugging pct. .121

LOBO GAME-BY-GAME STATS

2018 New Mexico Lobo Baseball Individual Game-by-Game for New Mexico (as of Apr 22, 2018)

#5 WATARI, Justin - 30 games (All games)

Date	Opponent	Pos	AB	R	H	RBI	2B	3B	HR	BB	SB	CS	HBP	SAC	SF	GDP	K	PO	A	E	Avg
Feb 18	vs Gonzaga	*2b	2	0	0	0	0	0	0	0	0	0	0	0	0	0	1	0	3	0	.000
Feb 22	CENTRAL MICHIGAN	*2b	4	1	0	0	0	0	0	0	0	0	0	0	0	0	1	0	5	0	.000
Mar 02	NEVADA	ph/2b	1	0	0	0	0	0	0	1	0	0	0	0	0	0	0	0	0	0	.000
Mar 03	NEVADA	*ss	2	1	1	2	0	0	0	1	0	0	0	2	0	0	0	0	1	0	.111
Mar 04	NEVADA	*ss/2b	5	1	2	1	1	0	0	0	0	0	0	0	0	0	1	0	5	0	.214
Mar 07	at Texas Tech	*2b/ss	4	0	0	0	0	0	0	0	0	0	0	0	0	0	1	0	2	0	.167
Mar 09	at Fresno State	*2b/ss	3	1	0	0	0	0	0	2	0	0	0	0	0	0	0	1	5	0	.143
Mar 10	at Fresno State	*2b	2	0	0	0	0	0	0	1	0	0	0	0	0	0	0	4	0	0	.130
Mar 11	at Fresno State	*3b	2	0	1	0	0	0	0	1	0	0	0	1	0	0	0	3	0	0	.160
Mar 12	at Cal Poly	*2b	3	1	1	1	0	0	0	1	0	0	0	0	1	0	0	1	5	0	.179
Mar 13	at Pepperdine	*2b	2	2	0	0	0	0	0	2	0	0	0	1	0	1	0	3	0	0	.167
Mar 16	vs Columbia	*2b	6	1	2	2	0	0	0	1	1	0	0	0	0	0	0	2	4	0	.194
Mar 16	at Houston	*2b	3	0	1	0	0	0	0	0	0	0	0	0	0	0	0	3	1	0	.205
Mar 17	vs Columbia	*2b	3	1	1	0	0	0	0	1	0	0	0	0	0	0	1	1	2	0	.214
Mar 23	AIR FORCE	*2b	4	0	1	0	0	0	0	0	0	0	0	0	0	0	0	3	2	0	.217
Mar 24	AIR FORCE	*2b	4	1	1	0	0	0	0	0	0	0	0	1	0	0	0	3	1	0	.220
Mar 25	AIR FORCE	*2b	4	0	3	1	1	0	0	1	1	0	0	0	0	0	0	3	0	0	.259
Mar 29	at San Diego State	*2b	5	0	1	0	0	0	0	0	0	0	0	0	0	0	1	0	0	0	.254
Mar 30	at San Diego State	*2b	4	1	0	1	0	0	0	2	0	0	0	0	0	0	1	1	2	0	.238
Mar 31	at San Diego State	*2b	4	0	0	0	0	0	0	0	0	0	0	0	0	0	0	2	1	0	.224
Apr 07	FRESNO STATE	*2b	2	1	1	1	1	0	0	3	0	0	0	0	0	1	0	1	6	0	.232
Apr 08	FRESNO STATE	*2b	3	0	1	1	0	0	0	1	0	0	0	0	0	1	0	2	2	0	.236
Apr 10	NEW MEXICO STATE	*2b	1	0	0	0	0	0	0	1	0	0	0	0	0	0	0	3	1	0	.233
Apr 13	at Nevada	*2b	4	0	1	0	0	0	0	0	0	0	0	0	0	0	1	1	3	2	.234
Apr 14	at Nevada	*2b	4	0	2	1	0	0	0	0	0	0	0	0	0	1	0	2	2	0	.247
Apr 15	at Nevada	*2b	3	0	2	1	0	1	0	1	0	0	0	0	0	0	1	1	3	0	.262
Apr 17	TEXAS TECH	*2b	5	3	4	0	1	0	0	0	0	0	0	0	0	0	0	4	2	0	.292
Apr 20	UNLV	*2b	3	1	0	0	0	0	0	1	0	0	0	0	0	0	0	2	3	1	.283
Apr 21	UNLV	*2b	5	3	3	2	2	0	0	0	0	0	0	1	0	0	1	0	4	0	.299
Apr 22	UNLV	*2b	5	0	0	0	0	0	0	0	0	0	0	0	0	0	0	2	2	0	.284
Totals		29gs	102	19	29	14	6	1	0	21	2	0	0	6	1	4	10	38	77	3	.284

On base pct. .403 • Slugging pct. .363

#27 ZAKOSEK, Daniel - 22 games (All games)

Date	Opponent	Pos	AB	R	H	RBI	2B	3B	HR	BB	SB	CS	HBP	SAC	SF	GDP	K	PO	A	E	Avg
Feb 19	vs Oregon State	*dh	1	0	1	1	0	0	0	0	0	0	0	0	0	0	0	0	0	0	1.000
Feb 24	CENTRAL MICHIGAN	ph	1	0	0	0	0	0	0	0	0	0	0	0	0	0	0	0	0	0	.500
Feb 25	CENTRAL MICHIGAN	ph/dh	1	0	0	0	0	0	0	0	0	0	0	0	0	0	0	0	0	0	.333
Mar 02	NEVADA	ph	1	0	0	0	0	0	0	0	0	0	0	0	0	0	1	0	0	0	.250
Mar 04	NEVADA	c	3	1	2	2	0	0	1	0	0	0	0	0	0	0	0	2	0	0	.429
Mar 07	at Texas Tech	ph	1	0	0	0	0	0	0	0	0	0	0	0	0	0	0	0	0	0	.375
Mar 09	at Fresno State	*dh	2	0	1	0	0	0	0	1	0	0	0	0	0	0	0	0	0	0	.400
Mar 11	at Fresno State	ph	0	1	0	0	0	0	0	1	0	0	0	0	0	0	0	0	0	0	.400
Mar 12	at Cal Poly	*c	4	1	1	1	0	0	0	0	0	0	0	0	1	0	0	7	1	0	.357
Mar 13	at Pepperdine	*dh	4	1	3	3	0	0	0	0	0	0	0	0	0	1	0	0	0	0	.444
Mar 16	vs Columbia	*dh	6	1	1	0	0	0	0	0	0	0	0	0	0	1	2	0	0	0	.375
Mar 23	AIR FORCE	*dh	2	0	0	0	0	0	0	3	0	0	0	0	0	0	1	0	0	0	.346
Mar 24	AIR FORCE	ph/dh	1	0	0	0	0	0	0	1	0	0	0	0	0	0	0	0	0	0	.333
Mar 25	AIR FORCE	ph	1	0	0	0	0	0	0	0	0	0	0	0	0	0	0	0	0	0	.321
Mar 30	at San Diego State	ph	1	0	0	0	0	0	0	0	0	0	0	0	0	0	1	0	0	0	.310
Apr 02	ARIZONA	c	3	1	1	1	0	0	0	0	0	0	0	0	0	0	0	6	1	0	.312
Apr 10	NEW MEXICO STATE	*c	1	0	0	0	0	0	0	1	0	0	0	0	0	0	0	5	0	0	.303
Apr 13	at Nevada	c	0	0	0	0	0	0	0	1	0	0	0	0	0	0	0	2	0	0	.303
Apr 14	at Nevada	of	1	0	0	0	0	0	0	0	0	0	0	0	0	0	0	0	0	0	.294
Apr 15	at Nevada	ph	0	0	0	0	0	0	0	0	0	0	1	0	0	0	0	0	0	0	.294
Apr 17	TEXAS TECH	*dh	5	0	2	1	0	0	0	0	0	0	0	0	0	0	0	0	0	0	.308
Apr 20	UNLV	ph/dh	1	0	0	0	0	0	0	0	0	0	0	0	0	0	0	0	0	0	.300
Totals		8gs	40	6	12	9	0	0	1	8	0	0	1	0	1	2	5	22	2	0	.300

On base pct. .420 • Slugging pct. .375

LOBO CAREER STATS**ADGE, Tyler**

Year	avg	gp-gs	ab	r	h	2b	3b	hr	rbi	tb	slg%	bb	hbp	so	gdp	ob%	sf	sh	sb-att	po	a	e	fld%
------	-----	-------	----	---	---	----	----	----	-----	----	------	----	-----	----	-----	-----	----	----	--------	----	---	---	------

ATKINS, Nick

Year	avg	gp-gs	ab	r	h	2b	3b	hr	rbi	tb	slg%	bb	hbp	so	gdp	ob%	sf	sh	sb-att	po	a	e	fld%
2018	.091	14-7	22	3	2	0	0	0	0	2	.091	1	0	4	1	.130	0	1	0-0	10	18	3	.903
TOTAL	.091	14-7	22	3	2	0	0	0	0	2	.091	1	0	4	1	.130	0	1	0-0	10	18	3	.903

CAMPILLO, Robby

Year	avg	gp-gs	ab	r	h	2b	3b	hr	rbi	tb	slg%	bb	hbp	so	gdp	ob%	sf	sh	sb-att	po	a	e	fld%
2017	.273	29-19	66	9	18	3	0	1	10	24	.364	11	0	19	1	.377	0	0	0-1	101	17	1	.992
2018	.209	35-26	91	10	19	4	1	0	10	25	.275	11	3	21	3	.311	1	1	0-1	219	24	4	.984
TOTAL	.236	64-45	157	19	37	7	1	1	20	49	.312	22	3	40	4	.339	1	1	0-2	320	41	5	.986

COFFEY, Brian

Year	avg	gp-gs	ab	r	h	2b	3b	hr	rbi	tb	slg%	bb	hbp	so	gdp	ob%	sf	sh	sb-att	po	a	e	fld%
2017	.000	0-0	0	0	0	0	0	0	0	0	.000	0	0	0	0	.000	0	0	0-0	1	1	0	1.000
2018	.000	0-0	0	0	0	0	0	0	0	0	.000	0	0	0	0	.000	0	0	0-0	2	1	0	1.000
TOTAL	.000	0-0	0	0	0	0	0	0	0	0	.000	0	0	0	0	.000	0	0	0-0	3	2	0	1.000

Year	era	w-l	app	gs	cg	sho	sv	ip	h	r	er	bb	so	2b	3b	hr	bf	bavg	wp	hbp	bk	sfa	sha
2017	7.20	0-0	6	0	0	0/0	0	5.0	9	4	4	2	3	1	0	0	24	.409	0	0	0	0	0
2018	5.30	0-1	15	1	0	0/0	0	18.2	27	12	11	6	19	6	1	2	87	.338	2	0	0	0	1
TOTAL	5.70	0-1	21	1	0	0/0	0	23.2	36	16	15	8	22	7	1	2	111	.353	2	0	0	0	1

COLLIER, Danny

Year	avg	gp-gs	ab	r	h	2b	3b	hr	rbi	tb	slg%	bb	hbp	so	gdp	ob%	sf	sh	sb-att	po	a	e	fld%
2014	.353	38-33	139	20	49	4	2	0	20	57	.410	14	2	14	2	.419	0	7	4-7	49	5	1	.982
2015	.346	46-45	182	30	63	7	3	0	28	76	.418	25	3	18	1	.433	0	5	4-7	71	1	3	.960
2016	.405	12-9	37	6	15	1	0	0	9	16	.432	1	1	5	0	.436	0	0	4-4	6	1	0	1.000
2017	.328	52-49	198	50	65	13	4	3	51	95	.480	32	2	24	0	.418	5	5	6-7	14	1	0	1.000
2018	.299	31-30	127	23	38	9	2	1	14	54	.425	18	1	24	3	.385	2	0	7-8	49	1	0	1.000
TOTAL	.337	179-166	683	129	230	34	11	4	122	298	.436	90	9	85	6	.417	7	17	25-33	189	9	4	.980

CONANT, Jeremy

Year	avg	gp-gs	ab	r	h	2b	3b	hr	rbi	tb	slg%	bb	hbp	so	gdp	ob%	sf	sh	sb-att	po	a	e	fld%
2018	.167	6-4	12	2	2	0	0	0	2	2	.167	3	0	1	0	.333	0	0	0-0	0	0	0	.000
TOTAL	.167	6-4	12	2	2	0	0	0	2	2	.167	3	0	1	0	.333	0	0	0-0	0	0	0	.000

CUMMINGS, Cole

Year	avg	gp-gs	ab	r	h	2b	3b	hr	rbi	tb	slg%	bb	hbp	so	gdp	ob%	sf	sh	sb-att	po	a	e	fld%
------	-----	-------	----	---	---	----	----	----	-----	----	------	----	-----	----	-----	-----	----	----	--------	----	---	---	------

LOBO CAREER STATS

DEIMLING, Jeff

Year	avg	gp-gs	ab	r	h	2b	3b	hr	rbi	tb	slg%	bb	hbp	so	gdp	ob%	sf	sh	sb-att	po	a	e	fld%
2017	1.000	1-0	1	0	1	0	0	0	1	1	1.000	0	0	0	0	1.000	0	0	0-0	0	0	0	.000
2018	.281	32-21	89	10	25	3	1	1	13	33	.371	10	4	23	2	.379	0	1	0-2	134	8	5	.966
TOTAL	.289	33-21	90	10	26	3	1	1	14	34	.378	10	4	23	2	.385	0	1	0-2	134	8	5	.966

DUNN, Chris

Year	avg	gp-gs	ab	r	h	2b	3b	hr	rbi	tb	slg%	bb	hbp	so	gdp	ob%	sf	sh	sb-att	po	a	e	fld%
2018	.232	31-23	82	13	19	2	2	1	14	28	.341	11	2	41	0	.333	1	0	0-0	19	1	0	1.000
TOTAL	.232	31-23	82	13	19	2	2	1	14	28	.341	11	2	41	0	.333	1	0	0-0	19	1	0	1.000

DYE, Cody

Year	avg	gp-gs	ab	r	h	2b	3b	hr	rbi	tb	slg%	bb	hbp	so	gdp	ob%	sf	sh	sb-att	po	a	e	fld%
2017	.000	0-0	0	0	0	0	0	0	0	0	.000	0	0	0	0	.000	0	0	0-0	0	0	1	.000
2018	.000	0-0	0	0	0	0	0	0	0	0	.000	0	0	0	0	.000	0	0	0-0	5	10	2	.882
TOTAL	.000	0-0	0	0	0	0	0	0	0	0	.000	0	0	0	0	.000	0	0	0-0	5	10	3	.833

Year	era	w-l	app	gs	cg	sho	sv	ip	h	r	er	bb	so	2b	3b	hr	bf	bavg	wp	hbp	bk	sfa	sha
2017	3.55	1-0	12	0	0	0/0	0	12.2	13	5	5	11	11	1	0	1	64	.260	1	2	0	0	1
2018	5.64	3-5	10	10	1	0/0	0	59.0	70	39	37	24	55	15	2	2	271	.298	3	6	0	1	5
TOTAL	5.27	4-5	22	10	1	0/0	0	71.2	83	44	42	35	66	16	2	3	335	.291	4	8	0	1	6

EMOND, Malachi

Year	avg	gp-gs	ab	r	h	2b	3b	hr	rbi	tb	slg%	bb	hbp	so	gdp	ob%	sf	sh	sb-att	po	a	e	fld%
2018	.000	0-0	0	0	0	0	0	0	0	0	.000	0	0	0	0	.000	0	0	0-0	0	5	2	.714
TOTAL	.000	0-0	0	0	0	0	0	0	0	0	.000	0	0	0	0	.000	0	0	0-0	0	5	2	.714

Year	era	w-l	app	gs	cg	sho	sv	ip	h	r	er	bb	so	2b	3b	hr	bf	bavg	wp	hbp	bk	sfa	sha
2018	2.84	3-1	18	0	0	0/0	0	25.1	17	11	8	13	34	4	2	1	107	.191	4	2	0	1	2
TOTAL	2.84	3-1	18	0	0	0/0	0	25.1	17	11	8	13	34	4	2	1	107	.191	4	2	0	1	2

GARLEY, Nathaniel

Year	avg	gp-gs	ab	r	h	2b	3b	hr	rbi	tb	slg%	bb	hbp	so	gdp	ob%	sf	sh	sb-att	po	a	e	fld%
2017	.000	0-0	0	0	0	0	0	0	0	0	.000	0	0	0	0	.000	0	0	0-0	1	0	0	1.000
2018	.000	0-0	0	0	0	0	0	0	0	0	.000	0	0	0	0	.000	0	0	0-0	2	5	0	1.000
TOTAL	.000	0-0	0	0	0	0	0	0	0	0	.000	0	0	0	0	.000	0	0	0-0	3	5	0	1.000

Year	era	w-l	app	gs	cg	sho	sv	ip	h	r	er	bb	so	2b	3b	hr	bf	bavg	wp	hbp	bk	sfa	sha
2017	11.66	0-0	10	1	0	0/0	1	14.2	21	20	19	9	10	4	2	3	75	.328	5	1	0	1	0
2018	4.50	2-2	14	2	0	0/0	1	40.0	42	24	20	14	40	11	2	4	176	.264	8	1	1	0	2
TOTAL	6.42	2-2	24	3	0	0/0	2	54.2	63	44	39	23	50	15	4	7	251	.283	13	2	1	1	2

GASSER, Robert

Year	avg	gp-gs	ab	r	h	2b	3b	hr	rbi	tb	slg%	bb	hbp	so	gdp	ob%	sf	sh	sb-att	po	a	e	fld%
2018	.000	0-0	0	0	0	0	0	0	0	0	.000	0	0	0	0	.000	0	0	0-0	1	2	3	.500
TOTAL	.000	0-0	0	0	0	0	0	0	0	0	.000	0	0	0	0	.000	0	0	0-0	1	2	3	.500

Year	era	w-l	app	gs	cg	sho	sv	ip	h	r	er	bb	so	2b	3b	hr	bf	bavg	wp	hbp	bk	sfa	sha
2018	8.17	1-2	13	8	0	0/0	0	36.1	51	43	33	24	37	8	2	5	187	.325	2	5	0	1	0
TOTAL	8.17	1-2	13	8	0	0/0	0	36.1	51	43	33	24	37	8	2	5	187	.325	2	5	0	1	0

LOBO CAREER STATS

GILLESPIE, Drew

Year	avg	gp-gs	ab	r	h	2b	3b	hr	rbi	tb	slg%	bb	hbp	so	gdp	ob%	sf	sh	sb-att	po	a	e	fld%
2017	.000	1-0	0	0	0	0	0	0	0	0	.000	0	0	0	0	.000	0	0	0-0	3	3	0	1.000
2018	.000	0-0	0	0	0	0	0	0	0	0	.000	0	0	0	0	.000	0	0	0-0	3	7	0	1.000
TOTAL	.000	1-0	0	0	0	0	0	0	0	0	.000	0	0	0	0	.000	0	0	0-0	6	10	0	1.000

Year	era	w-l	app	gs	cg	sho	sv	ip	h	r	er	bb	so	2b	3b	hr	bf	bavg	wp	hbp	bk	sfa	sha
2017	6.75	1-1	20	0	0	0/0	1	25.1	32	22	19	18	23	6	0	3	123	.327	6	4	0	0	3
2018	7.75	2-1	17	2	0	0/0	0	36.0	43	32	31	17	34	8	2	3	171	.305	4	8	1	3	2
TOTAL	7.34	3-2	37	2	0	0/0	1	61.1	75	54	50	35	57	14	2	6	294	.314	10	12	1	3	5

GOULDSMITH, Garrett

Year	avg	gp-gs	ab	r	h	2b	3b	hr	rbi	tb	slg%	bb	hbp	so	gdp	ob%	sf	sh	sb-att	po	a	e	fld%
2018	.274	34-28	95	10	26	2	1	1	9	33	.347	13	0	19	5	.358	1	3	1-5	32	81	6	.950
TOTAL	.274	34-28	95	10	26	2	1	1	9	33	.347	13	0	19	5	.358	1	3	1-5	32	81	6	.950

HARRINGTON, James

Year	avg	gp-gs	ab	r	h	2b	3b	hr	rbi	tb	slg%	bb	hbp	so	gdp	ob%	sf	sh	sb-att	po	a	e	fld%
2015	.000	0-0	0	0	0	0	0	0	0	0	.000	0	0	0	0	.000	0	0	0-0	3	1	0	1.000
2016	.000	13-10	0	0	0	0	0	0	0	0	.000	0	0	0	0	.000	0	0	0-0	7	5	1	.923
2017	.000	0-0	0	0	0	0	0	0	0	0	.000	0	0	0	0	.000	0	0	0-0	1	5	1	.857
2018	.000	0-0	0	0	0	0	0	0	0	0	.000	0	0	0	0	.000	0	0	0-0	1	2	0	1.000
TOTAL	.000	13-10	0	0	0	0	0	0	0	0	.000	0	0	0	0	.000	0	0	0-0	12	13	2	.926

Year	era	w-l	app	gs	cg	sho	sv	ip	h	r	er	bb	so	2b	3b	hr	bf	bavg	wp	hbp	bk	sfa	sha
2015	7.11	1-1	13	5	0	0/0	0	25.1	40	23	20	12	19	5	0	3	128	.364	6	3	0	3	0
2016	6.04	7-2	13	10	0	0/0	0	56.2	77	45	38	18	27	15	4	2	262	.329	5	5	0	4	1
2017	7.18	1-3	14	5	0	0/0	0	36.1	44	35	29	21	18	7	0	6	170	.310	6	1	0	0	6
2018	12.60	0-2	10	4	0	0/0	0	20.0	40	28	28	11	17	6	3	3	114	.408	5	5	0	0	0
TOTAL	7.48	9-8	50	24	0	0/0	0	138.1	201	131	115	62	81	33	7	14	674	.344	22	14	0	7	7

HERRERA, Daniel

Year	avg	gp-gs	ab	r	h	2b	3b	hr	rbi	tb	slg%	bb	hbp	so	gdp	ob%	sf	sh	sb-att	po	a	e	fld%
2017	.247	38-27	85	12	21	3	0	1	15	27	.318	13	3	17	3	.363	1	0	0-0	171	25	5	.975
2018	.175	21-10	40	3	7	0	0	0	4	7	.175	8	0	8	1	.313	0	2	1-2	90	9	1	.990
TOTAL	.224	59-37	125	15	28	3	0	1	19	34	.272	21	3	25	4	.347	1	2	1-2	261	34	6	.980

KOERPER, Karl

Year	avg	gp-gs	ab	r	h	2b	3b	hr	rbi	tb	slg%	bb	hbp	so	gdp	ob%	sf	sh	sb-att	po	a	e	fld%
------	-----	-------	----	---	---	----	----	----	-----	----	------	----	-----	----	-----	-----	----	----	--------	----	---	---	------

KRAUTH, Nick

Year	avg	gp-gs	ab	r	h	2b	3b	hr	rbi	tb	slg%	bb	hbp	so	gdp	ob%	sf	sh	sb-att	po	a	e	fld%
2018	.000	0-0	0	0	0	0	0	0	0	0	.000	0	0	0	0	.000	0	0	0-0	0	2	0	1.000
TOTAL	.000	0-0	0	0	0	0	0	0	0	0	.000	0	0	0	0	.000	0	0	0-0	0	2	0	1.000

Year	era	w-l	app	gs	cg	sho	sv	ip	h	r	er	bb	so	2b	3b	hr	bf	bavg	wp	hbp	bk	sfa	sha
2018	8.74	0-0	5	1	0	0/0	0	11.1	17	15	11	5	5	1	1	1	60	.327	0	2	0	1	0
TOTAL	8.74	0-0	5	1	0	0/0	0	11.1	17	15	11	5	5	1	1	1	60	.327	0	2	0	1	0

LOBO CAREER STATS

LANGAN, Brandon

Year	avg	gp-gs	ab	r	h	2b	3b	hr	rbi	tb	slg%	bb	hbp	so	gdp	ob%	sf	sh	sb-att	po	a	e	fld%
2017	.182	3-1	11	1	2	0	0	0	1	2	.182	0	0	1	1	.182	0	0	0-0	19	5	2	.923
TOTAL	.182	3-1	11	1	2	0	0	0	1	2	.182	0	0	1	1	.182	0	0	0-0	19	5	2	.923

Year	era	w-l	app	gs	cg	sho	sv	ip	h	r	er	bb	so	2b	3b	hr	bf	bavg	wp	hbp	bk	sfa	sha
2017	9.00	1-2	13	0	0	0/0	0	13.0	18	16	13	12	6	2	1	3	71	.321	0	2	0	1	0
TOTAL	9.00	1-2	13	0	0	0/0	0	13.0	18	16	13	12	6	2	1	3	71	.321	0	2	0	1	0

LEITHA, Larry

Year	avg	gp-gs	ab	r	h	2b	3b	hr	rbi	tb	slg%	bb	hbp	so	gdp	ob%	sf	sh	sb-att	po	a	e	fld%
2018	.154	14-4	26	2	4	2	0	0	2	6	.231	2	2	9	0	.267	0	0	2-3	14	1	0	1.000
TOTAL	.154	14-4	26	2	4	2	0	0	2	6	.231	2	2	9	0	.267	0	0	2-3	14	1	0	1.000

MANG, Connor

Year	avg	gp-gs	ab	r	h	2b	3b	hr	rbi	tb	slg%	bb	hbp	so	gdp	ob%	sf	sh	sb-att	po	a	e	fld%
2017	.000	3-0	2	2	0	0	0	0	0	0	.000	1	0	0	0	.333	0	0	0-0	0	0	0	.000
2018	.333	32-32	105	25	35	5	3	2	21	52	.495	17	3	19	2	.437	1	2	2-3	153	36	2	.990
TOTAL	.327	35-32	107	27	35	5	3	2	21	52	.486	18	3	19	2	.434	1	2	2-3	153	36	2	.990

MANG, Jared

Year	avg	gp-gs	ab	r	h	2b	3b	hr	rbi	tb	slg%	bb	hbp	so	gdp	ob%	sf	sh	sb-att	po	a	e	fld%
2016	.291	59-48	175	37	51	10	2	3	30	74	.423	25	4	28	2	.383	5	3	3-4	66	18	4	.955
2017	.373	57-57	241	63	90	17	2	9	62	138	.573	20	6	27	3	.433	1	3	4-6	114	4	1	.992
2018	.280	26-26	93	24	26	2	0	6	24	46	.495	16	9	19	2	.432	0	1	2-3	45	5	2	.962
TOTAL	.328	142-131	509	124	167	29	4	18	116	258	.507	61	19	74	7	.415	6	7	9-13	225	27	7	.973

MARRUFO, Drew

Year	avg	gp-gs	ab	r	h	2b	3b	hr	rbi	tb	slg%	bb	hbp	so	gdp	ob%	sf	sh	sb-att	po	a	e	fld%
------	-----	-------	----	---	---	----	----	----	-----	----	------	----	-----	----	-----	-----	----	----	--------	----	---	---	------

MARSHALL, Derek

Year	avg	gp-gs	ab	r	h	2b	3b	hr	rbi	tb	slg%	bb	hbp	so	gdp	ob%	sf	sh	sb-att	po	a	e	fld%
2018	.246	25-12	61	7	15	4	0	2	9	25	.410	4	2	18	2	.313	0	0	1-1	52	0	1	.981
TOTAL	.246	25-12	61	7	15	4	0	2	9	25	.410	4	2	18	2	.313	0	0	1-1	52	0	1	.981

MERRITT, Brayden

Year	avg	gp-gs	ab	r	h	2b	3b	hr	rbi	tb	slg%	bb	hbp	so	gdp	ob%	sf	sh	sb-att	po	a	e	fld%
2018	.293	32-23	82	16	24	3	0	2	13	33	.402	7	1	15	1	.352	1	1	1-3	48	0	0	1.000
TOTAL	.293	32-23	82	16	24	3	0	2	13	33	.402	7	1	15	1	.352	1	1	1-3	48	0	0	1.000

RODRIGUEZ, Matt

Year	avg	gp-gs	ab	r	h	2b	3b	hr	rbi	tb	slg%	bb	hbp	so	gdp	ob%	sf	sh	sb-att	po	a	e	fld%
------	-----	-------	----	---	---	----	----	----	-----	----	------	----	-----	----	-----	-----	----	----	--------	----	---	---	------

LOBO CAREER STATS

SCHILLING, Hayden

Year	avg	gp-gs	ab	r	h	2b	3b	hr	rbi	tb	slg%	bb	hbp	so	gdp	ob%	sf	sh	sb-att	po	a	e	fld%
2015	.250	26-19	76	13	19	5	0	0	14	24	.316	10	1	13	2	.341	1	1	2-5	37	68	4	.963
2017	.317	48-42	161	35	51	9	1	2	30	68	.422	24	5	25	1	.415	3	6	8-14	76	94	8	.955
2018	.311	34-32	122	20	38	10	1	0	19	50	.410	18	6	16	1	.425	0	2	4-8	17	61	9	.897
TOTAL	.301	108-93	359	68	108	24	2	2	63	142	.396	52	12	54	4	.403	4	9	14-27	130	223	21	.944

Year	era	w-l	app	gs	cg	sho	sv	ip	h	r	er	bb	so	2b	3b	hr	bf	bavg	wp	hbp	bk	sfa	sha
2015	3.38	0-0	17	0	0	0/0	2	16.0	14	6	6	11	4	1	0	1	73	.255	4	1	0	2	4
2018	0.00	0-0	2	0	0	0/0	0	1.1	0	0	0	1	3	0	0	0	5	.000	0	0	0	0	0
TOTAL	3.12	0-0	19	0	0	0/0	2	17.1	14	6	6	12	7	1	0	1	78	.237	4	1	0	2	4

SIKES, Phillip

Year	avg	gp-gs	ab	r	h	2b	3b	hr	rbi	tb	slg%	bb	hbp	so	gdp	ob%	sf	sh	sb-att	po	a	e	fld%
2018	.243	31-22	74	11	18	1	0	1	7	22	.297	5	5	23	0	.333	0	2	0-0	43	0	1	.977
TOTAL	.243	31-22	74	11	18	1	0	1	7	22	.297	5	5	23	0	.333	0	2	0-0	43	0	1	.977

Year	era	w-l	app	gs	cg	sho	sv	ip	h	r	er	bb	so	2b	3b	hr	bf	bavg	wp	hbp	bk	sfa	sha
2018	21.60	0-0	4	0	0	0/0	0	3.1	11	8	8	0	3	0	0	2	20	.550	1	0	0	0	0
TOTAL	21.60	0-0	4	0	0	0/0	0	3.1	11	8	8	0	3	0	0	2	20	.550	1	0	0	0	0

SLATEN, Justin

Year	avg	gp-gs	ab	r	h	2b	3b	hr	rbi	tb	slg%	bb	hbp	so	gdp	ob%	sf	sh	sb-att	po	a	e	fld%
2017	.000	0-0	0	0	0	0	0	0	0	0	.000	0	0	0	0	.000	0	0	0-0	8	8	0	1.000
2018	.000	0-0	0	0	0	0	0	0	0	0	.000	0	0	0	0	.000	0	0	0-0	5	11	1	.941
TOTAL	.000	0-0	0	0	0	0	0	0	0	0	.000	0	0	0	0	.000	0	0	0-0	13	19	1	.970

Year	era	w-l	app	gs	cg	sho	sv	ip	h	r	er	bb	so	2b	3b	hr	bf	bavg	wp	hbp	bk	sfa	sha
2017	3.74	2-2	23	0	0	0/0	0	33.2	37	16	14	16	27	4	0	3	148	.282	8	0	0	0	1
2018	6.80	2-7	11	10	0	0/1	0	49.0	61	46	37	24	52	12	5	7	241	.293	9	8	0	1	0
TOTAL	5.55	4-9	34	10	0	0/1	0	82.2	98	62	51	40	79	16	5	10	389	.289	17	8	0	1	1

SMITH, Chad

Year	avg	gp-gs	ab	r	h	2b	3b	hr	rbi	tb	slg%	bb	hbp	so	gdp	ob%	sf	sh	sb-att	po	a	e	fld%
2017	.000	0-0	0	0	0	0	0	0	0	0	.000	0	0	0	0	.000	0	0	0-0	0	4	0	1.000
2018	.000	0-0	0	0	0	0	0	0	0	0	.000	0	0	0	0	.000	0	0	0-0	3	3	1	.857
TOTAL	.000	0-0	0	0	0	0	0	0	0	0	.000	0	0	0	0	.000	0	0	0-0	3	7	1	.909

Year	era	w-l	app	gs	cg	sho	sv	ip	h	r	er	bb	so	2b	3b	hr	bf	bavg	wp	hbp	bk	sfa	sha
2017	17.69	0-1	16	0	0	0/0	0	9.2	23	19	19	5	6	3	0	1	57	.451	2	1	0	0	0
2018	10.07	0-0	14	0	0	0/1	0	19.2	33	22	22	15	9	8	1	1	104	.407	4	3	0	3	2
TOTAL	12.58	0-1	30	0	0	0/1	0	29.1	56	41	41	20	15	11	1	2	161	.424	6	4	0	3	2

LOBO CAREER STATS**TRIPP, Christian**

Year	avg	gp-gs	ab	r	h	2b	3b	hr	rbi	tb	slg%	bb	hbp	so	gdp	ob%	sf	sh	sb-att	po	a	e	fld%
2016	1.000	27-0	1	0	1	0	0	0	0	1	1.000	0	0	0	0	1.000	0	0	0-0	3	7	0	1.000
2017	.000	0-0	0	0	0	0	0	0	0	0	.000	0	0	0	0	.000	0	0	0-0	1	4	0	1.000
2018	.000	0-0	0	0	0	0	0	0	0	0	.000	0	0	0	0	.000	0	0	0-0	0	1	0	1.000
TOTAL	1.000	27-0	1	0	1	0	0	0	0	1	1.000	0	0	0	0	1.000	0	0	0-0	4	12	0	1.000

Year	era	w-l	app	gs	cg	sho	sv	ip	h	r	er	bb	so	2b	3b	hr	bf	bavg	wp	hbp	bk	sfa	sha
2016	4.54	2-2	27	0	0	0/0	4	35.2	36	19	18	15	25	7	0	3	155	.275	7	4	1	3	2
2017	5.14	0-3	23	0	0	0/0	6	28.0	39	16	16	9	26	9	2	0	130	.331	4	1	0	1	1
2018	2.45	1-2	15	0	0	0/0	7	18.1	17	6	5	5	19	1	0	1	78	.246	2	2	0	2	0
TOTAL	4.28	3-7	65	0	0	0/0	17	82.0	92	41	39	29	70	17	2	4	363	.289	13	7	1	6	3

WARE, Richard

Year	avg	gp-gs	ab	r	h	2b	3b	hr	rbi	tb	slg%	bb	hbp	so	gdp	ob%	sf	sh	sb-att	po	a	e	fld%
2018	.121	19-5	33	3	4	0	0	0	3	4	.121	2	1	13	1	.194	0	0	0-0	8	12	1	.952
TOTAL	.121	19-5	33	3	4	0	0	0	3	4	.121	2	1	13	1	.194	0	0	0-0	8	12	1	.952

WATARI, Justin

Year	avg	gp-gs	ab	r	h	2b	3b	hr	rbi	tb	slg%	bb	hbp	so	gdp	ob%	sf	sh	sb-att	po	a	e	fld%
2017	.268	35-26	82	29	22	4	0	0	12	26	.317	32	1	22	1	.474	1	1	1-2	32	79	4	.965
2018	.284	30-29	102	19	29	6	1	0	14	37	.363	21	0	10	4	.403	1	6	2-2	38	77	3	.975
TOTAL	.277	65-55	184	48	51	10	1	0	26	63	.342	53	1	32	5	.438	2	7	3-4	70	156	7	.970

WHITE, Jack

Year	avg	gp-gs	ab	r	h	2b	3b	hr	rbi	tb	slg%	bb	hbp	so	gdp	ob%	sf	sh	sb-att	po	a	e	fld%
------	-----	-------	----	---	---	----	----	----	-----	----	------	----	-----	----	-----	-----	----	----	--------	----	---	---	------

WUNNENBERG, Josh

Year	avg	gp-gs	ab	r	h	2b	3b	hr	rbi	tb	slg%	bb	hbp	so	gdp	ob%	sf	sh	sb-att	po	a	e	fld%
------	-----	-------	----	---	---	----	----	----	-----	----	------	----	-----	----	-----	-----	----	----	--------	----	---	---	------

ZAKOSEK, Daniel

Year	avg	gp-gs	ab	r	h	2b	3b	hr	rbi	tb	slg%	bb	hbp	so	gdp	ob%	sf	sh	sb-att	po	a	e	fld%
2018	.300	22-8	40	6	12	0	0	1	9	15	.375	8	1	5	2	.420	1	0	0-0	22	2	0	1.000
TOTAL	.300	22-8	40	6	12	0	0	1	9	15	.375	8	1	5	2	.420	1	0	0-0	22	2	0	1.000