

FOOTBALL

2019 SCHEDULE / RESULTS

DATE	OPPONENT	TV	TIME (MT)/RESULT
Aug. 31 (SAT)	@ Florida State	ESPNews	W, 36-31
Sept. 6 (FRI)	MARSHALL	ESPN2	W, 14-7
Sept. 14 (SAT)	PORTLAND STATE	ESPN2	W, 45-10
Sept. 20 (FRI)	AIR FORCE *	ESPN2	W, 30-19
Oct. 5 (SAT)	@ UNLV *	CBS SN	W, 38-13
Oct. 12 (SAT)	HAWAII *	ESPN2	W, 59-37
Oct. 19 (SAT)	@ BYU	ESPN2	L, 25-28
Nov. 2 (SAT)	@ San Jose State *	CBS SN	W, 52-42
Nov. 9 (SAT)	WYOMING *	ESPN	W, 20-17 (OT)
Nov. 16 (SAT)	NEW MEXICO *	ESPN2	8:15 p.m.
Nov. 23 (SAT)	@ Utah State *	CBS SN	8:30 p.m.
Nov. 29 (FRI)	@ Colorado State *	CBS SN	1:30 p.m.

HOME GAMES IN BOLD

* - Mountain West Game

^ - Jacksonville, Fla. (TIAA Bank Field)

BRONCO GAME NOTES

GAME 10 | NEW MEXICO



#19 AP /
#19 COACHES

BOISE STATE
.....8-1, 5-0 MW

LEADERS
PASSING
..... H. Bachmeier
..... (251.4 YPG)
RUSHING
..... G. Holani
..... (68.8 YPG)
RECEIVING
..... J. Hightower
..... (70.0 YPG)
TACKLES
.. R. Whimpey (5.4 TPG)
SACKS
..... C. Weaver (12.5)
INTERCEPTIONS
..... K. Nawahine (2)



NEW MEXICO
.....2-7, 0-5 MW

LEADERS
PASSING
..... T. Tuioti
..... (178.6 YPG)
RUSHING
..... A. Davis
..... (102.9 YPG)
RECEIVING
..... J. Kress
..... (49.9 YPG)
TACKLES
... A. Hart (7.0 TPG)
SACKS
..... J. Hearn (6.0)
INTERCEPTIONS
..... 2 Players (1)

SERIES HISTORY

OVERALL RECORD:9-1
HOME RECORD:4-1
ROAD RECORD:5-0
STREAK:W3
LONGEST STREAK:W6
MOST POINTS SCORED:
.....60; 60-49 (Nov. 8, 2014)
WIDEST MARGIN OF VICTORY:
.....45; 45-0 (Dec. 3, 2011)

DATE: Saturday, Nov. 16
TIME: 8:15 p.m. (MT)
LOCATION: Boise, Idaho
STADIUM: Albertsons Stadium
CAPACITY: 36,387

TV: ESPN2
..... Mike Corey (Play-by-Play)
..... Rene Ingoglia (Analyst)

RADIO: Bronco Radio Network
..... Bob Behler (Play-by-Play)
..... Pete Cavender (Analyst)

THE GAME

The Boise State football team, ranked No. 19 in both the Associated Press and Coaches Polls, will host New Mexico in its final regular-season home game, Saturday (Nov. 16). The Broncos and Lobos are slated to kick at 8:15 p.m. at Albertsons Stadium, and the game will be nationally televised on ESPN2.

SENIOR DAY

The Broncos will honor 17 seniors prior to kickoff of Saturday's game: Khafari Buffalo, Akilian Butler, Garrett Collingham, Emmanuel Fesili, Chase Hatada, Jaylon Henderson, John Hightower, Garrett Larson, Matt Locher, Sonatane Lui, David Moa, John Molchon, Kekoa Nawahine, Matt Pistone, Nicholai Pitman, Eric Quevedo and Eric Sachse.

With a victory over the Lobos, this year's senior class will have amassed 40 wins, or an average of 10 victories per season. This year's class would become the 17th in the last 18 to win 40 games during their careers.

TABLE OF CONTENTS

2	Weekly Schedule /
	Notes /
	Quick Facts
3	National Polls /
	Poll Notes
4	National Rankings
5	MW Standings /
	MW Schedule
6	Opponent Schedules /
	Future Schedules
7	Depth Chart
8	Game Notes / Record When...
9	Game Notes / The Hammer
10	Game Notes / Drive Summary
11	Game Notes / Explosive Plays
12	Game Notes / Broncos in the NFL
13	Game Notes /
	Bronco Radio Network
14	Game Notes / Debuts
15	Game Notes / Players of the Week
16	Game Notes / Captains
17	Game Notes / Lyle Smith
18-22	Individual Notes / Game Notes
23	Sacks For Hunger /
	Games Against the Autonomous Five
24	The Blue /
	Preseason Honors
25	Uniforms
26	Head Coach Bryan Harsin
27	Bronco Assistant Coaches
28	Statistical Comparison
29	Starters / Participation
30-31	Ranking History
32	Non-Saturday Games
33-34	National TV Games
35	Blocked Kicks /
	Ranked Opponents /
	OT Games
36-38	The Last Time
39-43	2019 Game Summaries
44-45	Rosters /
	Pronunciation
46-51	2019 Statistics

TOP OF THE G5

...Boise State athletics has concluded each of the last two seasons as the highest-ranked school from the Group of Five in the Learfield IMG College Directors' Cup Standings.

...Boise State's all-time winning percentage (.729; 456-169-2) is the highest among Group of Five schools, and the third-highest in NCAA history, trailing only Michigan (.730; 960-344-36) and Ohio State (.729; 920-325-53).

...Boise State has cemented its 22nd-consecutive season with a winning record, the longest active streak in the nation, the 15th-longest streak in NCAA history and the longest by a Group of Five school all-time.

THIS WEEK'S SCHEDULE

SUN 10	MON 11	TUE 12	WED 13	THU 14	FRI 15	SAT 16
	1 PM Harsin Press Conference Team Room	9:10-11:10 AM Practice (Limited)	9:30-11:30 AM Practice (Limited)	9:15 AM Harsin On-field		8:15 PM New Mexico ESPN2
		11:20 AM DC Jeff Schmedding Recruiting Lounge	11:40 AM OC Zak Hill Recruiting Lounge	9:30-11:30 AM Practice (Closed)		Harsin/ Players Following Game
		11:40 AM Players Recruiting Lounge	NOON Players Recruiting Lounge	11:40 AM Players Recruiting Lounge		

QUICK FACTS

LOCATION:.....Boise, Idaho
 FOUNDED:.....1932
 ENROLLMENT:25,540
 NICKNAME:.....Broncos
 COLORS:.....Blue and Orange
 STADIUM:.....Albertsons Stadium
(36,387)
 SURFACE:.....Blue Field Turf
 CONFERENCE:.....Mountain West
 PRESIDENT:.....Dr. Marlene Tromp
 ATHLETIC DIRECTOR:.....Curt Apsey
 HEAD COACH:Bryan Harsin
 RECORD AT BOISE STATE:
60-16, 6th Year
 OVERALL RECORD:67-21, 7th Year

SID STAFF

ASSOCIATE AD/

EXTERNAL COMMUNICATIONS

.....Joe Nickell
joenickell@boisestate.edu
(208) 631-5483

ASSOCIATE SID

.....Aaron Juarez
aaronjuarez@boisestate.edu
(208) 982-0040

ASSOCIATE SID

.....Craig Lawson
craiglawson@boisestate.edu
(509) 432-9063

ADDRESS

.....1910 University Dr.
MS 1020
Boise, ID 83725

BRONCO GAME NOTES

OPPONENT OPEN WEEKS

Though not initially scheduled, Boise State will be catching New Mexico coming off an open week due to the postponement of its game against Air Force. Boise State is 33-4 against schools coming off open weeks since joining what is now known as the Football Bowl Subdivision in 1996, the only losses coming to Wisconsin in 1997, Arkansas in 2000, Air Force in 2014 and San Diego State in 2018.

Since the start of the 2011 season, when the Broncos joined the MW, and through this season, Boise State will have played 13 conference games against teams coming off an open week, tied with Nevada for the most in the conference.

WINNING CONSISTENTLY

With its overtime victory over Wyoming, Boise State cemented its 22nd-consecutive season with a winning record, the longest active streak in the nation, the 15th-longest streak in NCAA history and the longest by a Group of Five school all-time. Notre Dame (42; 1887-1932) owns the longest streak in NCAA history, and Boise State entered the 2019 season tied with Ohio State (1967-87), Penn State (1967-87), Washington (1977-97) and USC (1962-82).

LEADING AT HOME

The Broncos have made two road comebacks this season when trailing entering the fourth quarter, but the team boasts an impressive home streak when leading after three quarters. The Broncos have won 117-straight home games when leading after three quarters, the longest-active streak in the na-tion. LSU (74) and Navy (61) are the only schools with a streak at least half as long as Boise State's.

LOSE THE (TURNOVER) BATTLE, WIN THE GAME

Generally, the mantra goes, "If you win the turnover battle, you win the game." That has been true for the Broncos in 2019, as Boise State is 2-0 when winning the turnover battle. But the opposite has also been true – Boise State is 6-1 when failing to win the turnover battle. The Broncos are 3-0 when equal in turnovers, and 3-1 when losing the margin.

TOUGH PLACE FOR OPPONENTS

Opponents have committed 39 false starts (3.25 per game) at Albertsons Stadium over the last two seasons, the highest such totals in the country.

LIVE LIKE DAN

Against Hawai'i, Boise State paid its respects to a former student-athlete, fullback Dan Paul. Paul, who passed away in July, will be remembered for both the way he played the game and the way he lived his life. In honor of his contributions to the Boise State football team – both on the field and off – The Hammer, a symbol of the Blue Collar culture of the Bronco football team, will forever be known as the Dan Paul Hammer. The announcement was made prior to kickoff against the Rainbow Warriors.

IN THE POLLS

ONE OF THE VOTERS: Boise State head coach Bryan Harsin is one of 65 voters in the 2019 Amway Coaches Poll.

18 YEARS IN THE RANKINGS: The Boise State football team is in the midst of 18-consecutive seasons in the national rankings, tied with USC for the eighth-longest active streak in the nation.

Boise State has been ranked for at least one week in either the AP or the Coaches Poll every season since 2002.

PRESEASON RANKINGS: The Broncos did not open the 2019 season ranked in either the AP or the Coaches Polls. Historically, that seems to bode well for the Broncos. Over the course of the last 17 seasons, the Broncos did not open a season ranked on eight occasions, and in seven of those seasons – 2002, 2003, 2004, 2006, 2008, 2014 and 2017 – the Broncos finished the season in the top 25. In two of those seasons, 2006 and 2014, the Broncos capped the year with a victory in the Fiesta Bowl.

The only time the Broncos did not start or finish the year in the top 25 was in 2016, though the Broncos were ranked for nine games that season.

SUCCESS WHEN RANKED: Boise State has an all-time record of 114-20 (.851) when ranked in the top 25 of the AP Poll, the Coaches Poll or the College Football Playoff Poll. A complete history of the Broncos in the rankings can be found on pages 27-28.

ASSOCIATED PRESS POLL

(NOV. 10)

Team	Record	Pts	Pvs.
1 LSU (54)	9-0	1542	1
2 Ohio State (5)	9-0	1480	3
3 Clemson (3)	10-0	1441	4
4 Alabama	8-1	1312	2
5 Georgia	8-1	1267	6
6 Oregon	8-1	1224	8
7 Minnesota	9-0	1164	13
8 Utah	8-1	1099	8
9 Penn State	8-1	1003	5
10 Oklahoma	8-1	1000	9
11 Florida	8-2	934	10
12 Baylor	9-0	932	11
13 Auburn	7-2	871	12
14 Michigan	7-2	744	14
15 Wisconsin	7-2	657	16
16 Notre Dame	7-2	593	15
17 Cincinnati	8-1	567	17
18 Memphis	8-1	510	19
19 Boise State	8-1	371	21
20 SMU	9-1	346	23
21 Navy	7-1	228	25
22 Texas	6-3	199	NR
23 Iowa	6-3	197	18
24 Indiana	7-2	108	NR
25 Oklahoma State	6-3	77	NR

Dropped from rankings: Kansas State 20, Wake Forest 22, San Diego State 24

Others receiving votes: Appalachian State 73, Kansas State 67, Texas A&M 42, Wake Forest 38, Louisiana Tech 25, Virginia 12, San Diego State 7, Virginia Tech 4, Iowa State 4, Washington 3, Pittsburgh 2, Air Force 2, UCF 2, North Dakota State 1, USC 1, Illinois 1

AMWAY COACHES POLL

(NOV. 10)

Team	Record	Pts	Pvs.
1 LSU (55)	9-0	1591	2
2 Ohio State (5)	9-0	1523	4
3 Clemson (4)	10-0	1491	3
4 Alabama	8-1	1356	1
5 Georgia	8-1	1327	6
6 Oregon	8-1	1269	7
7 Minnesota	9-0	1154	13
8 Oklahoma	8-1	1128	8
9 Utah	8-1	1096	9
10 Baylor	9-0	1028	10
11 Penn State	8-1	942	5
12 Florida	8-2	937	11
13 Auburn	7-2	863	12
14 Michigan	7-2	731	14
15 Wisconsin	7-2	670	16
16 Notre Dame	7-2	659	15
17 Cincinnati	8-1	590	17
18 Memphis	8-1	517	19
19 Boise State	8-1	452	21
20 SMU	9-1	326	23
21 Navy	7-1	249	25
22 Iowa	6-3	187	18
23 Texas	6-3	163	NR
24 Appalachian St	8-1	133	NR
25 Indiana	7-2	123	NR

Dropped from rankings: Wake Forest 20, Kansas State 22, San Diego State 24

Others receiving votes: Oklahoma State 49, Wake Forest 45, Louisiana Tech 43, Kansas State 38, San Diego State 32, Texas A&M 31, Air Force 25, Virginia Tech 17, Virginia 12, Louisiana 1, UCF 1, Wyoming 1

ALL-TIME WINNING PERCENTAGE

TEAM	W	L	T	PCT
1. Michigan	960	344	36	.730
2. Ohio State	920	325	53	.7292
3. Boise State	456	169	2	.7289
4. Notre Dame	904	326	42	.7272
5. Alabama	913	330	43	.7267
6. Oklahoma	904	326	53	.725
7. Texas	914	373	33	.705
8. USC	845	350	54	.698
9. Nebraska	901	393	40	.690
10. Penn State	895	392	41	.689
11. Tennessee	843	395	53	.674
12. Florida State	549	262	17	.673
13. Georgia	827	424	54	.6544
14. LSU	806	415	47	.642
15. App. State	625	336	29	.646

CONFERENCE WINNING % (SINCE 2000)

TEAM	RECORD	PCT
1. Boise State	136-17	.889
2. Ohio State	135-26	.839
3. Oklahoma	142-30	.826
4. Alabama	116-44	.725
5. USC	123-49	.715
6. BYU	59-24	.710
7. Oregon	122-50	.709
8. Georgia	113-48	.702
9. LSU	111-48	.698
10. Florida State	111-49	.694
11. TCU	113-50	.693
12. Texas	115-52	.689
13. Florida	111-51	.683
14. Virginia Tech	106-50	.679
15. Wisconsin	106-55	.658

HOME WINNING % (SINCE 2000)

TEAM	RECORD	PCT
1. Boise State	118-9	.929
2. Oklahoma	112-10	.918
3. Ohio State	126-14	.900
4. LSU	119-19	.862
5. Georgia	107-21	.836
6. Oregon	107-23	.823
7. Wisconsin	113-25	.819
8. Alabama	116-26	.817
9. TCU	96-23	.807
10. Florida	102-26	.797
11. Michigan	109-28	.796
12. USC	100-26	.794
13. Auburn	113-30	.790
14. Miami	100-30	.769
Virginia Tech	100-30	.769

OVERALL WINNING % (SINCE 2000)

TEAM	RECORD	PCT
1. Ohio State	215-42	.837
2. Boise State	215-42	.837
3. Oklahoma	214-48	.817
4. LSU	195-59	.768
5. Alabama	200-62	.763
6. Georgia	194-66	.746
7. Oregon	184-69	.7272
8. USC	186-70	.7266
9. TCU	181-69	.724
10. Wisconsin	184-75	.710
11. Texas	179-74	.708
12. Florida	177-76	.700
13. Virginia Tech	181-79	.696
14. Florida State	178-79	.693
15. Auburn	173-82	.678

HIGHEST-SCORING TEAMS (SINCE 2000)

TEAM	GMS	PTS	AVG
1. Boise State	257	10,020	38.99
2. Oklahoma	262	10,195	38.91
3. Oregon	253	9,573	37.84
4. Texas Tech	250	9,174	36.70
5. Texas	253	8,702	34.40
6. Ohio State	257	8,767	34.11
7. USC	256	8,557	33.42
8. TCU	250	8,236	32.94
9. Kansas State	250	8,079	32.32
10. West Virginia	248	7,936	32.00

WINS BY WEST COAST TEAMS (SINCE 2000)

TEAM	WINS
1. Boise State	215
2. USC	186
3. Oregon	184
4. Utah	166
5. BYU	156
6. Fresno State	149
7. Stanford	146
8. Arizona State	135
9. Hawai'i	131
10. Washington	130

MOUNTAIN WEST STANDINGS

TEAM	MW	PCT	OVERALL	PCT
MOUNTAIN				
Boise State	5-0	1.000	8-1	.889
Air Force	4-1	.800	7-2	.778
Utah State	4-1	.800	5-4	.556
Wyoming	3-2	.600	6-3	.667
Colorado State	3-2	.600	4-5	.444
New Mexico	0-5	.000	2-7	.222
WEST				
San Diego State	4-2	.667	7-2	.778
Hawai'i	3-3	.500	6-4	.600
Nevada	3-3	.500	6-4	.600
Fresno State	2-3	.400	4-5	.444
San Jose State	1-5	.167	4-6	.400
UNLV	0-5	.000	2-7	.222

MOUNTAIN WEST SCHEDULE

THIS WEEK

DATE	TV	TIME (MT)
Nov. 15 (Friday)		
Fresno State @ San Diego State*	ESPN2	7:30 p.m.
Nov. 16 (Saturday)		
Hawai'i @ UNLV*	Spectrum	2 p.m.
Wyoming @ Utah State*	ESPNU	2 p.m.
Air Force @ Colorado State*	ESPN2	5 p.m.
New Mexico @ Boise State*	ESPN2	5 p.m.

LAST WEEK


DATE	SCORE
Nov. 9 (Saturday)	
Air Force @ New Mexico*	Postponed
Utah State @ Fresno State*	USU, 37-35
Wyoming @ Boise State*	BSU, 20-17 (OT)
Nevada @ San Diego State*	NEV, 17-13
San Jose State @ Hawai'i*	UH, 42-40

MOUNTAIN WEST GRADUATES




Many Mountain West student-athletes who already hold a degree will have a little something extra on their jerseys beginning with the 2019-20 academic year. Mountain West student-athletes who have earned a degree, but have remaining eligibility will see the MW logo on their jersey replaced with one that incorporates both the MW mark and the word "graduate."

Those that graduated from Boise State are below:



Garrett
Collingham
Business



Bruno DeRose
Entrepreneurial
Management



Matt
Locher
Finance



David
Moa
Communications



John
Molchon
Finance



Matt
Pistone
Criminal Justice



Evan
Tyler
Business

FUTURE SCHEDULES

A look at Boise State's future nonconference schedules by year can be found below:

2020

Sept. 5 - Georgia Southern
Sept. 19 - Florida State
Oct. 3 - @ Marshall
Nov. 7 - BYU

2021

TBD/Week One - @ UCF
Sept. 11 - UTEP
Sept. 18 - Oklahoma State
Oct. 9 - @ BYU

2022

Sept. 3 - @ Oregon State
Sept. 17 - Michigan State
Sept. 24 - @ UTEP
Nov. 5 - BYU

2023

Sept. 2 - Oregon State
Sept. 9 - UCF
Sept. 16 - @ Michigan State
Oct. 21 - @ BYU

2024

Aug. 31 - @ Georgia Southern
Sept. 7 - Houston
Sept. 14 - @ Oregon

2025

Aug. 30 - @ USF
Sept. 13 - Oregon
Sept. 20 - @ Houston
Oct. 25 - BYU

2026

Sept. 5 - @ Oregon
Sept. 12 - East Carolina
Sept. 19 - @ Washington State
Nov. 7 - @ BYU

2027

Sept. 4 - @ Rice
Sept. 11 - USF
Sept. 18 - Washington State
Sept. 25 - BYU

2028

Sept. 2 - Cincinnati
Sept. 9 - @ East Carolina
Sept. 23 - @ BYU

2029

Sept. 1 - @ Cincinnati
Sept. 15 - Rice
Sept. 22 - BYU

2019 OPPONENT SCHEDULES

@ FLORIDA STATE - Aug. 31

DATE	OPP	TIME (MT)
8/31	BOISE STATE	L, 36-31
9/7	ULM	W, 45-44 (OT)
9/14	@ Virginia *	L, 31-24
9/21	LOUISVILLE *	W, 35-24
9/28	NC STATE *	W, 31-13
10/12	@ Clemson *	L, 45-14
10/19	@ Wake Forest *	L, 22-20
10/26	SYRACUSE *	W, 35-17
11/2	MIAMI *	L, 27-10
11/9	@ Boston College *	W, 38-31
11/16	Alabama State	10 a.m.
11/30	@ Florida	TBA

MARSHALL - Sept. 6

DATE	OPP	TIME (MT)
8/31	VMI	W, 56-17
9/6	at Boise State	L, 14-7
9/14	OHIO	W, 33-31
9/28	CINCINNATI	L, 52-14
10/5	@ Middle Tennessee *	L, 24-13
10/12	OLD DOMINION *	W, 31-17
10/18	@ FAU *	W, 36-31
10/26	WKU *	W, 26-23
11/2	@ Rice *	W, 20-7
11/15	LOUISIANA TECH *	5 p.m.
11/23	@ Charlotte *	1:30 p.m.
11/30	FIU *	10 a.m.

PORTLAND STATE - Sept. 14

DATE	OPP	TIME (MT)
8/31	@ Arkansas	L, 20-13
9/7	SIMON FRASER	W, 70-7
9/14	@ Boise State	L, 45-10
9/21	EASTERN OREGON	W, 59-9
9/28	@ Idaho State *	L, 51-24
10/5	SOUTHERN UTAH *	W, 52-31
10/12	IDAHO *	W, 24-0
10/19	@ Northern Colorado *	W, 38-30
10/26	@ Northern Arizona *	L, 31-29
11/2	MONTANA *	L, 38-23
11/9	UC DAVIS *	L, 45-28
11/23	@ Eastern Washington *	2:05 p.m.

AIR FORCE - Sept. 20

DATE	OPP	TIME (MT)
8/31	COLGATE	W, 48-7
9/14	@ Colorado	W, 20-23 (OT)
9/20	@ Boise State *	L, 30-19
9/27	SAN JOSE STATE *	W, 41-24
10/5	@ Navy	L, 34-25
10/12	FRESNO STATE *	W, 43-24
10/19	@ Hawai'i *	W, 56-26
10/26	UTAH STATE *	W, 31-7
11/2	ARMY	W, 17-13
11/16	@ Colorado State	5 p.m.
11/23	@ New Mexico *	TBA
11/30	WYOMING *	Noon

@ UNLV - Oct. 5

DATE	OPP	TIME (MT)
8/31	SOUTHERN UTAH	W, 56-23
9/7	ARKANSAS STATE	L, 43-17
9/14	@ Northwestern	L, 30-14
9/28	@ Wyoming *	L, 53-17
10/5	BOISE STATE	L, 38-13
10/12	@ Vanderbilt	W, 34-10
10/18	@ Fresno State *	L, 56-27
10/26	SAN DIEGO STATE *	L, 20-17
11/2	@ Colorado State *	L, 37-17
11/16	HAWAII *	2 p.m.
11/23	SAN JOSE STATE *	2 p.m.
11/30	@ Nevada *	1 p.m.

HAWAII - Oct. 12

DATE	OPP	TIME (MT)
8/24	ARIZONA	W, 45-38
9/7	OREGON STATE	W, 31-28
9/14	@ Washington	L, 52-20
9/21	CENTRAL ARKANSAS	W, 35-16
9/28	@ Nevada *	W, 54-3
10/12	@ Boise State *	L, 59-37
10/19	AIR FORCE *	L, 56-26
10/26	@ New Mexico *	W, 45-31
11/2	FRESNO STATE *	L, 41-38
11/9	SAN JOSE STATE *	W, 42-40
11/16	@ UNLV *	3 p.m.
11/23	SAN DIEGO STATE *	9 p.m.
11/30	ARMY	10 p.m.

@ BYU - Oct. 19

DATE	OPP	TIME (MT)
8/29	UTAH	L, 30-12
9/7	@ Tennessee	W, 29-26 (2OT)
9/14	USC	W, 30-27 (OT)
9/21	WASHINGTON	L, 45-19
9/28	@ Toledo	L, 28-21
10/12	@ USF	L, 27-23
10/19	BOISE STATE	W, 28-25
11/2	@ Utah State	W, 42-14
11/9	LIBERTY	W, 31-24
11/16	IDAHO STATE	1 p.m.
11/23	@ UMass	10 a.m.
11/30	@ San Diego State	7 p.m.

@ SAN JOSE STATE - Nov. 2

DATE	OPP	TIME (MT)
8/29	NORTHERN COLORADO	W, 35-18
9/7	TULSA	L, 34-16
9/21	@ Arkansas	W, 31-24
9/27	@ Air Force *	L, 41-24
10/4	NEW MEXICO *	W, 32-21
10/12	@ Nevada *	L, 41-38
10/19	SAN DIEGO STATE *	L, 27-17
10/26	@ Army	W, 34-29
11/2	BOISE STATE *	L, 52-42
11/9	@ Hawai'i *	L, 42-40
11/23	@ UNLV *	2 p.m.
11/30	FRESNO STATE *	TBA

WYOMING - Nov. 9

DATE	OPP	TIME (MT)
8/31	MISSOURI	W, 37-31
9/7	@ Texas State	W, 23-14
9/14	IDAHO	W, 21-16
9/21	@ Tulsa	L, 24-21
9/28	UNLV *	W, 53-17
10/12	@ San Diego State *	L, 26-22
10/19	NEW MEXICO *	W, 23-10
10/26	NEVADA *	W, 31-3
11/9	@ Boise State *	L, 20-17 (OT)
11/16	@ Utah State	2 p.m.
11/22	COLORADO STATE *	7:30 p.m.
11/30	@ Air Force *	Noon

NEW MEXICO - Nov. 16

DATE	OPP	TIME (MT)
8/31	SAM HOUSTON STATE	W, 39-31
9/14	@ Notre Dame	L, 66-14
9/21	NEW MEXICO STATE	W, 55-52
9/28	@ Liberty	L, 17-10
10/4	@ San Jose State *	L, 32-21
10/11	COLORADO STATE *	L, 35-21
10/19	@ Wyoming *	L, 23-10
10/26	HAWAII *	L, 45-31
11/2	@ Nevada *	L, 21-10
11/16	@ Boise State *	TBA
11/23	AIR FORCE *	Noon
11/30	UTAH STATE *	2 p.m.

@ UTAH STATE - Nov. 23

DATE	OPP	TIME (MT)
8/30	@ Wake Forest	L, 38-35
9/7	STONY BROOK	W, 62-7
9/21	@ San Diego State *	W, 23-17
9/28	COLORADO STATE *	W, 34-24
10/5	@ LSU	L, 42-6
10/19	NEVADA *	W, 36-10
10/26	@ Air Force *	L, 31-7
11/2	BYU	L, 42-14
11/9	@ Fresno State *	W, 37-35
11/16	WYOMING *	2 p.m.
11/23	BOISE STATE *	8:30 p.m.
11/30	@ New Mexico *	2 p.m.

@ COLORADO STATE - Nov. 29

DATE	OPP	TIME (MT)
8/30	vs. Colorado	L, 52-31
9/7	WESTERN ILLINOIS	W, 38-13
9/14	@ Arkansas	L, 55-34
9/21	TOLEDO	L, 41-35
9/28	@ Utah State *	L, 34-24
10/5	SAN DIEGO STATE *	L, 24-10
10/11	@ New Mexico *	W, 35-21
10/26	@ Fresno State *	W, 41-31
11/2	UNLV *	W, 37-17
11/16	AIR FORCE *	5 p.m.
11/22	@ Wyoming *	7:30 p.m.
11/29	BOISE STATE	1:30 p.m.

2019 DEPTH CHART

OFFENSE

X	16	John Hightower	SR	6-2	172
	1	Octavius Evans	JR	6-1	209
H	6	CT Thomas	JR	5-8	182
	OR 2	Khalil Shakir	SO	6-0	186
Z	7	Akilian Butler	RS-SR	5-10	182
	82	Stefan Cobbs	RS-FR	6-0	178
	18	Billy Bowens	RS-FR	6-1	187
LT	76	Ezra Cleveland	RS-JR	6-6	310
	73	Nick Crabtree	RS-JR	6-7	295
LG	77	John Molchon	RS-SR	6-5	318
	72	Dallas Holliday	RS-FR	6-3	306
C	67	Garrett Larson	RS-SR	6-4	303
	55	Kekaniokoa Holomalia-Gonzalez	RS-FR	6-2	293
RG	79	Eric Quevedo	RS-SR	6-4	302
	68	Jake Stetz	RS-SO	6-2	294
RT	70	John Ojukwu	RS-SO	6-6	300
	69	Garrett Curran	RS-FR	6-5	292
TE	85	John Bates	RS-JR	6-6	255
	5	Garrett Collingham	RS-SR	6-4	242
	47	Matt Pistone	RS-SR	6-3	246
	88	Tyneil Hopper	RS-FR	6-2	231
QB	19	Hank Bachmeier	FR	6-1	202
	10	Chase Cord	RS-SO	6-2	208
	9	Jaylon Henderson	RS-SR	6-1	210
RB	34	Robert Mahone	RS-JR	5-10	218
	21	Andrew Van Buren	SO	6-0	223
	24	George Holani	FR	5-11	192

DEFENSE

DE	93	Chase Hatada	SR	6-3	262
	54	Matt Locher	RS-SR	6-2	270
OR	40	Jabari Watson	RS-JR	6-1	269
NT	98	Sonatane Lui	SR	6-1	283
	57	Emmanuel Fesili	SR	6-2	312
OR	90	Scale Igiehon	SO	6-2	306
DT	55	David Moa	6Y-SR	6-3	296
	62	Scott Matlock	RS-FR	6-4	283
STUD	99	Curtis Weaver	RS-JR	6-3	265
	38	Demetri Washington	RS-FR	6-3	254
MIKE	25	Benton Wickersham	RS-JR	6-2	230
	48	Bruno DeRose	RS-JR	5-11	223
WILL	44	Riley Whimpey	JR	6-1	233
	3	Brandon Hawkins	RS-FR	6-2	217
N	28	Kekaula Kaniho	JR	5-10	182
	20	Roman Kafentzis	RS-SO	6-1	212
CB	26	Avery Williams	RS-JR	5-9	198
	8	Markel Reed	FR	6-0	176
S	S	Kekoa Nawahine	SR	6-2	207
	33	JL Skinner	FR	6-4	213
S	4	DeAndre Pierce	RS-JR	5-11	180
	32	Jordan Happle	RS-JR	5-11	208
CB	15	Jalen Walker	RS-JR	6-0	179
	22	Tyric LeBeauf	RS-FR	6-2	180

SPECIALISTS

K	36	Eric Sachse	RS-SR	5-10	198
	46	Joel Velazquez	RS-JR	6-0	225
P	46	Joel Velazquez	RS-JR	6-0	225
	36	Eric Sachse	RS-SR	5-10	198
SNAP	42	Daniel Cantrell	RS-SO	6-0	231
	OR 50	Nicholai Pitman	SR	5-11	218
HOLD	28	Kekaula Kaniho	JR	5-10	182

KO	46	Joel Velazquez	RS-JR	6-0	225
KR	16	John Hightower	SR	6-2	172
	26	Avery Williams	RS-JR	5-9	198
PR	26	Avery Williams	RS-JR	5-9	198
	2	Khalil Shakir	SO	6-0	186

BRONCOS WHEN...

OVERALL	8-1
MOUNTAIN WEST	5-0
NONCONFERENCE	3-1
HOME	5-0
AWAY	3-1
NEUTRAL	
CURRENT STREAK	W2
CURRENT HOME STREAK	W5
CURRENT ROAD STREAK	W1
LAST WIN	Nov. 9, 2019 (Wyoming)
LAST LOSS	Oct. 19, 2010 (BYU)
DAY GAME	1-0
NIGHT GAME	7-1
ON TELEVISION	8-1
ESPN	1-0
ESPN2	4-1
ESPNEWS	1-0
CBS SN	2-0
AUGUST	1-0
SEPTEMBER	3-0
OCTOBER	2-1
NOVEMBER	2-0
DECEMBER	
VS TOP 25	
VS UNRANKED	8-1
ON GRASS	1-1
ON TURF	7-0
SCORING FIRST	3-1
LEADING AFTER 1Q	4-0
TRAILING AFTER 1Q	3-0
TIED AFTER 1Q	1-1
LEADING AFTER 2Q	3-1
TRAILING AFTER 2Q	3-0
TIED AFTER 2Q	3-0
LEADING AFTER 3Q	5-0
TRAILING AFTER 3Q	3-1
TIED AFTER 3Q	
OVERTIME	1-0
SCORING <20 PTS	1-0
SCORING 20+	7-1
SCORING 30+	6-0
ALLOWING <20 PTS	5-0
ALLOWING 20+	3-1
ALLOWING 30+	3-0
100-YARD RUSHER	3-0
ALLOW 100-YARD RUSHER	2-0
300-YARD PASSER	1-0
ALLOW 300-YARD PASSER	2-0
OUTGAIN OPPONENT	6-1
TOTAL OFF 400+	6-0
ALLOW TOTAL OFF 400+	3-0
WIN TURNOVER MARGIN	2-0
EQUAL TURNOVER MARGIN	3-0
LOSE TURNOVER MARGIN	3-1
NO TURNOVERS	1-0
<3 TURNOVERS	6-1
3+ TURNOVERS	1-0
NO TAKEAWAYS	1-1
<3 TAKEAWAYS	7-1
3+ TAKEAWAYS	1-0
WIN TIME OF POSSESSION	4-1
LOSE TIME OF POSSESSION	4-0
EQUAL TIME OF POSSESSION	

GAME NOTES

COLLEGEPRESSBOX.COM

CollegePressBox.com is the official media website for Division I football. Access and download weekly game notes, quotes, statistics, media guides, headshots, logos and more for each conference and its member schools. Register for access at collegepressbox.com.

BRYAN HARSIN NOTES

THE HARSIN ERA

The 2019 campaign marks Boise State's sixth under head coach Bryan Harsin, a former Bronco quarterback and assistant coach. Harsin, who is 59-16 over his Boise State tenure, has led the Broncos to five 10-win seasons, two Mountain West titles, and three trips to the Mountain West Championship Game. In his first season at the Bronco helm in 2014, Harsin guided the program to a 12-2 mark, which included the school's first outright Mountain West Championship since joining the league in 2011 and the school's third victory in the Fiesta Bowl.

HARSIN IN BOWL GAMES

Boise State is 3-1 in bowl games, and has made five bowl-game appearances, under Bryan Harsin, with the lone defeat coming in the 2016 Motel 6 Cactus Bowl against Baylor (31-12). The Broncos were set to face Boston College at the 2018 SERVPRO First Responder Bowl, but the game was canceled in the first quarter due to lightning. In each of the three bowl wins under Harsin, the Broncos have gotten out to leads of at least 21-0 before its opponent cracked the scoreboard.

WIN NUMBER 60

Bryan Harsin picked up the 60th win of his head-coaching career with Aug. 31's 36-31 win at Florida State. Harsin has won 76 percent of his games (66-21, .759) at Arkansas State (2013) and Boise State (2014-present).

Harsin hit the 50-win mark at Boise State with last Nov. 9's victory over Fresno State, and his 60 victories with the Broncos pass Jim Criner (59, 1976-82) and into third place on the program's winningest head coaches list since Boise State became a four-year football playing institution in 1968. Only Chris Petersen (2006-13; 92) and Tony Knap (1968-75; 71) boast more wins as a Boise State head coach.

HEAD COACHES AT ALMA MATER

Bryan Harsin is one of only 18 head coaches in the country currently serving at his alma mater. Of the 18, four are in the Mountain West: Troy Calhoun (Air Force), Harsin, Nick Rolovich (Hawaii) and Jeff Tedford (Fresno State).

A PAIR OF 2019 WATCH LISTS

Head Coach Bryan Harsin was the only head coach from the Mountain West – and one of just three from the Group of Five – on the Dodd Trophy's 2019 midseason watch list released Oct. 17. On Oct. 23, Harsin was also named to the Paul "Bear" Bryant Award Watch List.

TEAM NOTES

THE SERIES

The Broncos lead the all-time series with the Lobos, 9-1. The only loss came four years ago, when UNM handed Boise State a 31-24 defeat and chronicled the victory with a team photo on the field. The Broncos have won each of the three games since the loss by an average of more than 24 points per game.

WINNING ON SENIOR NIGHT

Saturday's contest against New Mexico marks Senior Night for the Broncos' 2019 senior class. Since Boise State made the jump to FBS (1996), only four senior classes have lost on their Senior Night: 1996-98, and 2015.

CLOSER TO CLINCHING

With just three conference games left, Boise State is inching closer to clinching the Mountain Division with each win. At 5-0 entering this weekend, the Broncos can sew up a spot in the Mountain West Championship Game with wins Saturday against New Mexico and next Saturday, Nov. 23, at Utah State. Boise State is currently one game ahead of both Utah State (4-1 MW) and Air Force (4-1 MW), and holds the tiebreaker over the latter based on a 30-19 win on Sept. 20.

THIRD DOWN IS OUR DOWN

Boise State is one of seven schools in the country to rank in the top 20 in both third down conversions (20th; .469) and third down defense (20th; .317). The other schools are Georgia, Ohio State, Oklahoma, Utah, Wake Forest and Wisconsin.

THE HAMMER



Boise State selects one player to lead the team onto the field with The Dan Paul Hammer each game. The Hammer was renamed prior to the Hawai'i game, Oct. 12. Dan Paul, a former fullback from 2009-12, passed away in July of 2019, and symbolized the blue collar culture of the Boise State football team.

Traditionally, the honor has gone to the individual that made the best special teams play the week prior. However, the offensive line has been selected in the past, and the entire team entered the field with The Hammer in both the 2017 and 2018 MW Championship Games.

@ Florida StateAvery Williams
MARSHALL..... Octavius Evans
PORTLAND STATEDylan Herberg
AIR FORCERoman Kafentzis
@ UNLVAvery Williams
HAWAII' Daniel Cantrell
@ BYU..... Sonatane Lui
@ SAN JOSE STATE..... Bruno DeRose
WYOMING..... Octavius Evans
NEW MEXICO.....
@ Utah State
@ Colorado State

PREVIOUS WINNERS ON THE 2019 ROSTER

Bruno DeRose
..... New Mexico, 2018
Chase Hatada
..... New Mexico, 2016
Matt Locher
..... BYU, 2018
Robert Mahone
..... BYU, 2017
David Moa
..... Utah State, 2016
Kekoa Nawahine
..... San Diego State, 2017
..... Colorado State, 2018
Riley Whimpey
..... Utah State, 2017
Avery Williams
..... Washington State, 2017
..... Wyoming, 2017
..... Troy, 2018
..... Air Force, 2018
..... Fresno State, 2018 (RS)

GAME NOTES

Quarterback Hank Bachmeier has been clutch passing on third downs this season, going 32-for-51 (62.7 percent) for 578 yards, 26 first downs, five touchdowns and an interception in that situation. In his most recent action, Nov. 2 at San José State, Bachmeier went 2-for-3 for 45 yards and a pair of first downs on third down, in addition to a pair of runs on third downs that earned the Broncos a fresh set of downs. Sept. 20 against Air Force, Bachmeier went 5-for-8 for 98 yards and a touchdown on third downs.

A NEW ATTENDANCE RECORD

Boise State drew a record crowd of 36,902 for Oct. 12's 59-37 win over Hawai'i, eclipsing the previous mark of 36,864 set in a 7-6 win over BYU on Sept. 20, 2012. It was also the team's first home sellout since a 16-13 win over Washington on Sept. 4, 2015.

PROTECT THE (NEW) BLUE

Boise State unveiled the sixth edition of its world-famous blue turf in front of a prime-time national television audience Sept. 6 as it hosted Marshall at Albertsons Stadium. The Broncos are 5-0 on the brand-new blue turf, which was installed over the summer, after Oct. 12's 59-37 win over Hawai'i.

BOWL ELIGIBILITY (AGAIN)

Boise State became bowl eligible for the 22nd-straight season with Oct. 12's win over Hawai'i. Boise State has been selected for bowl games in each of the previous 17 seasons, tied with Wisconsin for the fifth-longest streak in the country. In 2001, the Broncos were not selected for a bowl game despite going 8-4 in the regular season.

THE RACE TO EIGHT

Nov. 9's win over Wyoming was Boise State's eighth of the season, extending an impressive streak. The Broncos have now won at least eight games for 21-straight campaigns (since 1999). The last campaign in which the Broncos failed to reach eight wins was 1998, when they went 6-5.

UNDEFEATED HOME REGULAR SEASON?

A win over New Mexico in this Saturday's regular-season home finale would seal Boise State's fourth unbeaten home regular season (2014, 2016-17, previously) under Bryan Harsin (2014-present).

START OFF HOT

Boise State started its opening possession of Nov. 9's game against Wyoming on its own eight-yard line, and promptly marched 92 yards in 7:10 to take a 7-0 lead.

It marked the fifth time this season (Portland State, at UNLV, Hawai'i, at BYU) that the Broncos scored on their opening drive. All of the opening-drive scores have been touchdowns.

RARE HOME OVERTIME GAME

Nov. 9's 20-17 overtime win over Wyoming was just the third Boise State home contest to require the extra session(s) to decide a winner.

The Broncos had previously defeated Nevada, 69-67, in four overtimes on Oct. 14, 2007, and fell to Fresno State, 19-16, in last Dec. 1's Mountain West Championship Game.

The win over Wyoming put Boise State's all-time overtime record at 5-6.

ENTERING THE "HOME" STRETCH

Nov. 2's contest at San José State began the Broncos' regular season-ending home stretch of five-straight Mountain West contests. This Saturday, against New Mexico, the Broncos will conclude their final homestand of the regular season.

From there, the Broncos finish the regular season with two-straight road games, Nov. 23 at Utah State and Nov. 29 at Colorado State. It marks the first time in the program's FBS Era (1996-Present) that Boise State has closed a regular season with back-to-back road trips, and the first time overall since 1991, when the Broncos wrapped Big Sky play at Weber State (Nov. 16) and Idaho (Nov. 23).

NEVER OUT OF THE FIGHT

Nov. 9's 20-17 overtime win over Wyoming marked the third time this season that Boise State went into a fourth quarter trailing yet came back to win. The Broncos went into that fourth quarter staring down a 17-10 deficit.

Nov. 2 in San Jose, the Broncos faced a 34-31 score line, but outscored the Spartans, 21-8, over the final 15 minutes to walk out of CEFCU Stadium with a 52-42 win. The first fourth-quarter comeback this year came in the Aug. 31 opener at Florida State, when the Broncos were down 31-26, and left Tallahassee with a 36-31 win.

DRIVE SUMMARY

DRIVE	BOISE STATE TOTAL	SCORING
YARDS	DRIVES	DRIVES
<0	3	0
0-9	28	1
10-19	13	1
20-29	14	4
30-39	6	2
40-49	8	5
50-59	14	12
60-69	9	7
70-79	15	14
80-89	4	4
90-99	1	1

POSSESSIONS WITH PLAYS

INSIDE THE:		TD	FG
30-yd line	53	30	12
20-yd line	38	23	10
15-yd line	31	23	6
10-yd line	25	19	4
5-yd line	13	11	2

RED ZONE	TD	FG
	23-38	10-38
	.605	.263

TOTAL: 33-for-38 (.868)

DRIVE	OPPONENT TOTAL	SCORING
YARDS	DRIVES	DRIVES
<0	15	0
0-9	34	0
10-19	16	0
20-29	11	0
30-39	8	2
40-49	8	6
50-59	2	2
60-69	7	6
70-79	13	13
80-89	4	4
90-99	0	0

POSSESSIONS WITH PLAYS

INSIDE THE:		TD	FG
30-yd line	30	18	7
20-yd line	26	15	7
15-yd line	19	12	4
10-yd line	13	9	2
5-yd line	8	7	1

RED ZONE	TD	FG
	15-26	7-26
	.577	.269

TOTAL: 22-for-26 (.846)

GAME NOTES

This season's three comebacks when trailing entering the fourth quarter match the three achieved in 1990.

The Broncos have also now won back-to-back games when trailing entering the fourth quarter for the first time since 2014 (Nov. 8 at New Mexico and Nov. 15 vs. San Diego State).

WILL THIS BE THE YEAR?

Boise State is 5-0 in Mountain West play for the first time since 2017, and for just the second time since joining the conference in 2011. The Broncos have never finished a Mountain West season unbeaten, having finished with one loss five times (2011-12, 2014, 2017-18).

In 2017, the Broncos were 7-0 until dropping the regular-season finale, 28-17, at Fresno State.

PREPARATION PAYS OFF

Following Nov. 2's 52-42 win at San José State, Boise State improved to 24-6 under Bryan Harsin with more than seven days between games, including season openers and bowl games. Within the regular season, Boise State is 16-4 in such games. Previously this season, the Broncos won their opener at Florida State, 36-31, defeated Portland State on Sept. 14 with eight days between games, then, on Oct. 5, defeated UNLV after coming off of the first bye week.

BOUNCING BACK

In each of the past two seasons, and thrice under Bryan Harsin (2014, 2017-18), Boise State has responded to a loss with a winning streak of at least seven games. In 2014, the Broncos dropped to 3-2 after a Sept. 27 loss at Air Force, and responded with nine-straight wins to close the campaign. In 2017, a loss to Virginia put the Broncos at 2-2, but Boise State ran off seven-straight wins to clinch the Mountain Division. A year ago, again at 3-2 following a 19-13 loss to San Diego State, Boise State once more posted seven-straight wins to clinch the Mountain Division.

HANDING TEAMS THE "L"

Not just the loss, but the 50-point mark ("L" is the Roman numeral for 50). Boise State's 52 points in Nov. 2's win over San José was its second 50-Burger of the 2019 campaign, following a 59-point output Oct. 12 against Hawai'i.

Last season, Boise State thrice hit the 50-point mark, topping out at 62 in last Sept. 8's 62-7 win over Connecticut. Overall, the Broncos have hit the 50-point mark 17 times under head coach Bryan Harsin, and at least once in each of his seasons at the helm (2014-Present).

WINNING STREAKS UNDER BRYAN HARSIN

Oct. 12's win over Hawai'i was Boise State's sixth in a row to open the season. It marked the fourth-straight year and fifth time in six campaigns under Bryan Harsin that the Broncos have had a six-game winning streak.

GOING FBS

Boise State joined what is now known as the Football Bowl Subdivision in 1996 – the same year as UCF. The following season Marshall made the jump. Overall, there have been 24 programs to make the move to FBS since the start of the 1996 season, one of which (Idaho) returned to the Football Championship Subdivision.

Of those programs to make the jump, Boise State leads with 13 conference championships at the FBS level. Tied for second place on the list, with six apiece, are Marshall and Troy.

SCORING STREAK

The Broncos have scored in 288-consecutive games, the sixth-longest active streak in the country and tied for ninth-longest in NCAA history with Tennessee (288; 1994-2017).

The nation's longest active streaks also include Florida (389; 1988-present), which is the longest in NCAA history, and TCU (336; 1991-present), Virginia Tech (313; 1995-present), Georgia (308; 1995-present), and Nebraska (297; 1996-present).

BEATING GOOD TEAMS

From 2014-18, Boise State won 25 games against FBS teams that finished with a winning record. The total ranks seventh nationally behind Alabama (47), Clemson (44), Georgia (36), Oklahoma (30), Georgia (27) and Florida State (26).

EXPLOSIVE PLAYS

A complete game-by-game breakdown of explosive plays by both Boise State and its opponents during the 2019 season can be found below.

For Boise State, explosive plays are defined as runs of 12-plus yards and passes of 15-plus.

OPPONENT	RUN	PASS	TOT
@ FLORIDA ST	7	11	18
MARSHALL	3	8	11
PORTLAND ST	4	9	13
AIR FORCE*	0	7	7
@ UNLV*	4	9	13
HAWAII*	3	8	11
@ BYU	3	3	6
@ SJSU*	7	8	15
WYOMING*	3	2	5
NEW MEXICO*			
@ UTAH ST*			
@ COLO ST*			
TOTAL	34	65	99

A complete game-by-game breakdown of opponent explosive plays can be found below:

OPPONENT	RUN	PASS	TOT
@ FLORIDA ST	5	5	10
MARSHALL	4	1	5
PORTLAND ST	1	1	2
AIR FORCE*	5	2	7
@ UNLV*	2	7	9
HAWAII*	2	9	11
@ BYU	2	5	7
@ SJSU*	2	14	16
WYOMING*	4	3	7
NEW MEXICO*			
@ UTAH ST*			
@ COLO ST*			
TOTAL	27	47	74

GAME NOTES

FOCUSED ON THE TASK

Boise State overcame numerous bumps in the road to stay focused and pick up the 36-31 win over Florida State on Aug. 31.

With the game originally scheduled for 7 p.m. ET in Jacksonville, concern about the approaching Hurricane Dorian led to the game being moved to Florida State's Doak Campbell Stadium in Tallahassee, with a new kick time of noon ET.

Despite spending Thursday night in Jacksonville, then bussing two-plus hours to Tallahassee after practice Friday (which was delayed and moved indoors due to lightning), arriving in town 18 hours before kickoff, the Broncos kept their focus, rolled with the changes and picked up a statement win over the Seminoles.

NOW THAT'S A COMEBACK

The Broncos overcame two separate 18-point deficits in the win at Florida State, first trailing 24-6 then 31-13 in the second quarter.

Boise State scored the final 23 points over the contest's final 17:51, netting the final six points of the first half before outscoring the Seminoles, 17-0, in the second half.

The 18-point comeback goes down as the largest by a Boise State team against an Autonomous Five opponent, eclipsing the Broncos' comeback from a 14-0 deficit against Oregon State on Sept. 7, 2006, en route to a 42-14 win.

WHAT HUMIDITY?

The 36-31 win at Florida State was also the third over the last four years for Boise State in the heat and humidity of the U.S. Southeast. The Broncos defeated Louisiana, 45-10, in the 2016 opener in Lafayette, La., then routed Troy, 56-20, last Sept. 1 in Troy, Ala.

AGAINST THE AUTONOMOUS FIVE

With Aug. 31's 36-31 win at Florida State, Boise State has now claimed at least one Autonomous Five win in five of the last six campaigns (2014-17, 2019). Last year (2018) was the first since 2013 in which Boise State failed to notch a victory over an Autonomous Five opponent, snapping a streak of four seasons (2014-17) with such a win. The Broncos fell at Oklahoma State, 44-21, last Sept. 15, and had its bowl matchup against Boston College canceled due to lightning.

Aug. 31's contest at Florida State was the Broncos' only regular-season matchup with an Autonomous Five program.

The Broncos are now 16-9 against Autonomous Five schools since the 2006 season, and have won seven of the past 11 against such opposition. Boise State has also won 16 games against Autonomous Five programs since 2003. It should be noted that eight of the nine Boise State losses to Autonomous Five schools since 2006 have come on the road or at a neutral site, with the loss against Virginia in 2017 being the only one at Albertsons Stadium. Since notching its first victory over an Autonomous Five school, a 34-16 win over Iowa State in the 2002 Humanitarian Bowl, Boise State is 16-13 all-time in games against Autonomous Five teams, and 16-25 overall.

MOUNTAIN WEST REPRESENT

Speaking of performance against Autonomous Five programs, the Mountain West, through Week 7, leads all FBS conferences with nine victories against A5 opponents in non-conference games.

Along with Boise State's Aug. 31 victory at Florida State, the Mountain West has racked up A5 wins over Arizona and Oregon State (both by Hawai'i), Purdue (by Nevada), UCLA (by San Diego State), Missouri (by Wyoming), Colorado (by Air Force), Arkansas (by San Jose State), and Vanderbilt (by UNLV).

HOME ALL SEPTEMBER

The road trip to Florida State was Boise State's only one over the first five weeks of the 2019 season. The Broncos didn't leave Boise again until an Oct. 5 contest at UNLV.

The road game-free September marked the first calendar month without an away or neutral-site contest for Boise State since September 1994. In that month, the Broncos opened the campaign with four home games and didn't have its first contest away from home until Oct. 1 at Northern Arizona.

BRONCOS IN THE NFL

There are currently 16 Broncos on National Football League rosters (as of Nov. 10), and 11 teams have at least one former member of the Boise State football team on their roster.

At least one Bronco has been selected in the NFL Draft in each of the last 10 seasons, and 23 players have been drafted during that time - including eight in the first two rounds.

A complete list of Broncos in the NFL can be found below:

Arizona Cardinals
 A.J. Richardson (WR; PS)
 Baltimore Ravens
 Sean Modster (WR; PS)
 Carolina Panthers
 Matt Paradis (C)
 Chicago Bears
 Charles Leno (OL)
 Dallas Cowboys
 Tyrone Crawford (DT)
 DeMarcus Lawrence (DE)
 Darian Thompson (S)
 Leighton Vander Esch (LB)
 Cedrick Wilson (WR)
 Denver Broncos
 Brett Rypien (QB)
 Billy Winn (DE; IR)
 Minnesota Vikings
 Alexander Mattison (RB)
 Los Angeles Rams
 Donte Deayon (CB; PS)
 Seattle Seahawks
 Jamar Taylor (CB)
 Tennessee Titans
 Kamalei Correa (LB)
 Washington Redskins
 Tanner Vallejo (LB)

IR = Injured Reserve
 PS = Practice Squad

GAME NOTES

ANOTHER 10-WIN SEASON

Last year, Boise State posted its 16th 10-win campaign since joining Division I-A (now FBS) in 1996. The Broncos' current mark of 16 10-win seasons since 1996 ranks second in the country only to Ohio State, which has won 10 games 18 times over that span.

Last season (2018) marked Boise State's fourth 10-win season in five years, a stretch which includes records of 12-2 (2014), 10-3 (2016), and 11-3 (2017). The Broncos had a run of seven-straight 10-win seasons from 2006-12, highlighted by undefeated campaigns in 2006 (13-0) and 2009 (14-0).

OVER 200 WINS SINCE 2000

The Broncos have 215 wins since 2000, tied with Oklahoma on the list of winningest teams in college football over that span.

CONFERENCE RECORD

Since 2000, Boise State is a national-best 136-17 (.889) in conference regular-season play. Since joining the FBS in 1996, the Broncos have played in three leagues: the Big West (1996-2000), WAC (2001-10) and Mountain West (2011-Present). Over the campaigns in those three conferences, the Broncos have posted an all-time record of 146-26 (.849). Boise State went 5-3 in Mountain West play in 2015, just the second time since 1998 - when Boise State went 2-3 in the Big West - that the Broncos lost three conference contests in a season. It was also just the fourth time since 2001 - Boise State's first year in the WAC - that the Broncos lost multiple conference games (also went 6-2 in WAC play in 2001).

MW SUCCESS

Since joining the Mountain West for the 2011 season, Boise State has lost just 13 games against conference opponents, with only three of those losses being by more than seven points. Outside of a 28-14 loss to Air Force (Sept. 27, 2014), a 52-26 loss at Utah State (Oct. 16, 2015), and a 28-17 loss at Fresno State (Nov. 25), the Broncos' other 10 Mountain West losses (regular season games and conference championship game) have come by a combined 39 points. Boise State's four Mountain West losses from 2011-13 were by a combined seven points: TCU in 2011 (36-35); San Diego State in 2012 (21-19); Fresno State (41-40) and SDSU (34-31, OT) in 2013. Additionally, no Mountain West team has a winning record against the Broncos, although San Diego State is 3-3 against Boise State.

AMONG THE GREATEST

Boise State's all-time winning percentage (.7288; 456-169-2) is the highest among Group of Five schools, and the third-highest in NCAA history, trailing only Michigan (.730; 959-344-36) and Ohio State (.7289; 919-325-53).

ESTABLISHING A LEGACY

The Broncos are the winningest football program by percentage in the country since 2000, owning an overall record of 215-42 (.837). Ohio State (214-42; .836), Oklahoma (215-47; .821), LSU (194-59; .767), and Alabama (199-62; .762) round out the top five. For the complete top 15, see page four.

BOWL GAMES

Boise State has been selected for a bowl game in each of the last 17 seasons, tied for the fifth-longest streak in the country. The nation's longest streaks can be found below:

1.	Virginia Tech	26
2.	Georgia	22
3.	Oklahoma	20
4.	LSU	19
5.	Boise State.....	17
	Wisconsin.....	17
7.	Alabama	15
8.	Clemson	14
9.	Oklahoma State.....	13
10.	Stanford.....	10
	Texas A&M	10

BRONCO RADIO NETWORK

The Bronco Radio Network is comprised of 11 stations in Idaho and eastern Oregon, with KBOI 670 AM in Boise serving as the flagship.

The Bronco Sports Network includes the following stations:

IDAHO

Boise	St. Maries
KBOI 670 AM	KOFE 1240 AM
KTIK 93.1 FM	

Idaho Falls	Pocatello
KSPZ 980 AM	KSPZ 94.5 FM
KSPZ 105.1 FM	

McCall	Twin Falls
KDZY 98.3 FM	KSNQ 98.3 FM

Salmon
KSRA 960 AM

OREGON

LaGrande	Baker City
KLBM 1450 AM	KBKR 1490 AM

The broadcasts are also available worldwide on Tuneln.



Bob Behler (left), a four-time Idaho Sportscaster of the Year, is in his 12th season calling play-by-play for the Broncos.

Former Boise State offensive lineman Pete Cavender is in his 11th season providing commentary.

GAME NOTES

NATIONAL RANKINGS

Entering 2019, the Broncos' 17-straight seasons appearing in the Associated Press Poll ranks tied for eighth nationally with USC. The nation's 10-longest streaks prior to the start of the 2019 season can be found below:

1. Ohio State..... 51
2. Florida State..... 42
3. Georgia..... 22
- Wisconsin..... 22
5. Oregon 21
6. Oklahoma 20
7. LSU 19
8. Boise State..... 17
- USC 17
10. TCU..... 14

CONFERENCE TITLES

Boise State's 2017 Mountain West Championship was its 13th since joining what is now known as the Football Bowl Subdivision in 1996, more than any other school in the country during that time. Oklahoma (12), Florida State (11) and Ohio State (11) are the only other schools in the country to win double-digit conference titles during that time.

The Broncos have won 19 conference championships all-time, including three in the Mountain West, eight in the WAC, two in the Big West and six in the Big Sky.

SENIOR SUCCESS

The Broncos' 2019 senior class will be the 21st-straight group that will leave Boise State with at least one conference title. Of those 21 senior classes, 17 left with multiple championships, including 11 with three-or-more. The last senior class without a league championship was the 1998 group.

The streak of 21-straight classes is the longest active streak in the country, and tied with Michigan (1975-2002) for the third-longest in NCAA history. BYU (30; 1975-2004) and Nebraska (28; 1975-2002) boast the longest streaks in NCAA history.

OFFENSIVE NOTES

CORD'S FIRST-CAREER WIN

Redshirt sophomore quarterback Chase Cord picked up his first win as a starting quarterback in Nov. 9's 20-17 overtime win over Wyoming. Cord, making the second start of his career (Oct. 19 at BYU), went 19-for-30 for 190 yards and a touchdown with an interception.

Cord was instrumental in Boise State's opening-drive touchdown, going 6-for-6 for 66 yards, including a 5-yard touchdown pass to redshirt senior Akilian Butler.

THE YOUTHS ARE AT IT AGAIN

Among the impressive notes on Boise State's 8-1 record is that true freshmen lead two of the three major yardage categories for the Broncos.

Quarterback Hank Bachmeier has started seven of nine games (missing the games at BYU and against Wyoming), leading the Broncos with 1,760 passing yards and nine touchdowns. On the ground, George Holani churned out 126 yards with four touchdowns Nov. 2 at San José State to take firm control of the Broncos' rushing lead, and currently sits at 619 yards through nine contests.

RECEIVER RUSH

Sophomore Khalil Shakir ran for a five-yard touchdown, his second rushing score of the season, in Nov. 9's win over Wyoming, with the score tying the game at 17-17 in the fourth quarter. Along with Shakir's score, senior John Hightower rushed for 38 yards on two carries.

The performances continued a trend of Bronco receivers making noise on the ground, as previously this season Boise State had a three-game streak (Oct. 5-19) in which a wide receiver rushed for a score. Junior CT Thomas logged his first touchdown on the ground with a 12-yard carry Oct. 19 at BYU. It followed Shakir's game-opening five-yard touchdown run Oct. 12 against Hawai'i, and a 23-yard scoring run on an inside reverse by Akilian Butler Oct. 5 at UNLV. In that game at UNLV, 74 of Boise State's 182 rushing yards came from wide receivers, led by 51 from Hightower.

BRONCO DEBUTS

The following players have made their Bronco debuts during the 2019 season. True freshmen are denoted by an asterisk:

vs. Florida State

..... Hank Bachmeier (QB) *
 Khafari Buffalo (N)
 Stefan Cobbs (WR)
 Brandon Hawkins (LB)
 George Holani (RB) *
 Tyneil Hopper (TE)
 Tyric LeBeauf (CB)
 Markel Reed (CB) *
 Eric Sachse (K)
 JL Skinner (S) *
 Riley Smith (QB)
 Marshall Dylan Herberg (STUD)
 Connor Riddle (WR)
 Portland State Kole Bailey (OL)
 Tyler Crowe (LB) *
 Garrett Curran (OL)
 Maclaine Griffin (WR)
 Dallas Holliday (OL)
 Phillip Mills (LB)
 D.J. Schramm (LB)
 A.J. Smith (S)
 Danny Smith (RB)
 Air Force None
 @ UNLV Keegan Freeborn (NT)
 Hawai'i None
 @ BYU Michael Callahan (DL) *
 @ San Jose State None
 Wyoming Aisa Kelemete (DE)
 New Mexico
 @ Utah State
 @ Colorado State

GAME NOTES

RECEIVING VERSATILITY

Boise State this season has seven players with double-digit receptions. Sophomore wide receiver Khalil Shakir leads that group with 39, followed among the wide receivers by John Hightower (33), CT Thomas (26), Akilian Butler (21), and Octavius Evans (12), while tight end John Bates (17) and running back George Holani (17) are also in double digits.

Of the Broncos' 19 touchdown catches, 15 have gone to wide receivers, with Hightower (five) leading the way. Holani (two), along with tight ends Bates (one) and Garrett Collingham (one) are the only non-wide receivers to haul in a scoring pass.

HOLANI PACES GROUND ASSAULT

Freshman running back George Holani got featured-back duties Nov. 2 at San José State due to redshirt junior Robert Mahone being out with injury, and did not disappoint. Holani set career highs in carries (27), rushing yards (126), and rushing touchdowns (four) in the 52-42 win, capping the scoring with an eight-yard score with 1:35 to play.

Holani's effort highlighted a season-best team rushing effort as the Broncos ran for 253 yards and six touchdowns. Holani became the first Bronco running back since Jeremy McNichols on Nov. 18, 2016, against UNLV to run for four scores in a game, and that contest against UNLV was also the last time a Bronco team had six rushing scores.

HIGHTOWER'S HUNDRED

Senior wide receiver John Hightower continued his strong senior season Nov. 2 at San José State, showcasing his big-play ability with five catches for 129 yards. It was the fifth 100-yard receiving game of Hightower's career, as well as his third in the last four contests.

On the year, Hightower leads the Broncos in receiving yards (584) and touchdown catches (five), and, with 31 receptions, is just one off the team lead (Khalil Shakir, 32).

HIGHLIGHT-REEL HIGHTOWER

Wide receiver John Hightower added more highlight-reel scores to his tape in 2019. Oct. 12 against Hawai'i, the Landover, Md., native hauled in touchdown grabs of 26 and 42 yards, respectively, while finishing with seven catches for 141 yards in the 59-37 win. The 141 yards made for Hightower's second-straight 100-yard receiving game, and the fourth of his career. The 42-yard touchdown reception in the third quarter was also the 10th scoring play of 40 or more yards in his Boise State career.

It followed an Oct. 5 performance at UNLV in which he had four catches for 105 yards, including a 76-yard touchdown, and rushed twice for 51 yards. In that game, Hightower even had a third highlight-reel play called back, as his kickoff return for a touchdown was nullified by a Boise State holding penalty.

Hightower has six plays of 50-plus yards in his career, all of which have gone for scores. He's had touchdown runs of 55 and 88 yards against UConn (Sept. 8, 2018) and Nevada (Oct. 13, 2018), respectively, while, in addition to his 76-yard touchdown Saturday at UNLV, he's also hauled in scoring tosses of 67 yards against UConn, and 61 yards at Air Force (Oct. 27, 2018). His first scoring play of 50-plus yard this season was a 98-yard kickoff return against Portland State (Sept. 14).

THEY CAN FLING IT

Boise State's quarterback depth has been impressive in 2019, considering how few snaps the trio of freshman Hank Bachmeier, redshirt sophomore Chase Cord, and redshirt senior Jaylon Henderson had played prior. This season, the trio has the Bronco passing attack ranked 28th in the country with 280.2 yards per game.

This depth was well-reflected in Oct. 12's 59-37 win over Hawai'i, as the three Bronco quarterbacks combined to go 21-for-37 for 315 yards and five touchdowns. The five scoring tosses were just one away from tying the program's single-game record of six, and it marked the first time since Nov. 8, 2008, against Utah State, that at least three Broncos each tossed a scoring pass in a game.

Cord led the way with career highs of 175 yards and three touchdowns in relief of Bachmeier, who left the game with an injury after throwing for 58 yards and a score. Henderson, a redshirt junior, bolstered the Bronco depth at quarterback, going 6-for-10 for 82 yards (all career highs) and throwing his first-career touchdown pass.

PLAYERS OF THE WEEK

VS. FLORIDA STATE

Offense Hank Bachmeier / Robert Mahone
 Defense Riley Whimpey
 Special Teams Eric Sachse
 O-Line Ezra Cleveland
 D-Line Chase Hatada
 MARSHALL

Offense John Bates
 Defense Kekoa Nawahine
 Special Teams Khalil Shakir
 O-Line John Molchon
 D-Line Sonatane Lui
 PORTLAND STATE

Offense CT Thomas
 Defense Curtis Weaver
 Special Teams John Hightower
 O-Line John Molchon
 D-Line David Moa
 AIR FORCE

Offense CT Thomas
 Defense Kekaula Kaniho
 Special Teams Avery Williams
 O-Line Garrett Larson
 D-Line Sonatane Lui
 @ UNLV

Offense John Hightower
 Defense Curtis Weaver
 Special Teams Avery Williams
 O-Line John Molchon
 D-Line Sonatane Lui
 HAWAII

Offense John Hightower/George Holani
 Defense Avery Williams
 Special Teams Kekaula Kaniho
 O-Line Eric Quevedo
 D-Line Sonatane Lui
 @ BYU

Offense N/A
 Defense N/A
 Special Teams N/A
 O-Line N/A
 D-Line N/A
 @ SAN JOSE STATE

Offense George Holani
 Defense N/A
 Special Teams Avery Williams
 O-Line Ezra Cleveland
 D-Line David Moa
 WYOMING

Offense
 Defense
 Special Teams
 O-Line
 D-Line
 NEW MEXICO

Offense
 Defense
 Special Teams
 O-Line
 D-Line
 @ UTAH STATE

Offense
 Defense
 Special Teams
 O-Line
 D-Line
 @ COLORADO STATE

Offense
 Defense
 Special Teams
 O-Line
 D-Line

GAME NOTES

BATES WITH A CAREER YEAR ALREADY

Redshirt junior tight end John Bates has emerged as one of Boise State's receiving threats from the tight end corps, most recently making three catches for 39 yards Oct. 19 at BYU. This season, Bates has already notched career bests in receptions (17) and receiving yards (226) while tying his best for scoring catches (one). After catching just three passes for 34 yards as a redshirt freshman in 2017, Bates grabbed 10 balls for 155 yards and a score last year.

CAREER YEARS ALL AROUND FOR TIGHT ENDS

John Bates isn't the only Bronco tight end making a career-best number of catches. Redshirt senior Matt Pistone, primarily an H-Back and an additional run blocker, has caught a career-high two passes this season for 21 yards, getting to that mark with a 14-yard catch at BYU. Pistone, in his previous three season of action, had made one catch for seven yards, coming last Oct. 19 against Colorado State.

TWO RECEIVERS OVER THE CENTURY MARK

The Broncos had two 100-yard receivers Oct. 5 at UNLV, as Khalil Shakir (seven catches, 111 yards, a touchdown) and John Hightower (four catches, 105 yards, a touchdown) each hit the mark. It marked the fifth-straight season in which the Broncos had at least one game in which two receivers hit the century mark, with the last time occasion being Oct. 27, 2018, at Air Force (John Hightower - 182, Sean Modster - 101).

SHAKIR CONTINUES HIS BREAKOUT

After having a promising freshman campaign cut short due to injury early last November, sophomore wide receiver Khalil Shakir has enjoyed a breakout 2019 campaign. The Murrieta, Calif., native posted his first-career 100-yard receiving game Oct. 5 at UNLV, going for 111 yards and a touchdown on seven catches, just one shy of matching his career-best. He followed that up by scoring twice in Oct. 12's 59-37 win over Hawai'i, once on the ground from five yards out followed by a 33-yard grab from Chase Cord.

For the year, Shakir leads all Bronco receivers in receptions (39) and is second in receiving yards (519), and is third on the team with three touchdown grabs.

HOLANI WITH A RARE FEAT

On an emotional night in which the Broncos honored the late Dan Paul, a fullback on the 2010 Fiesta Bowl-winning team, by naming The Hammer after him, freshman running back George Holani accomplished a feat last booked by Paul.

With a pair of touchdown receptions in the Oct. 12 win over Hawai'i, Holani became the first Bronco running back to score on at least two receptions in a game since Paul had three scoring grabs on Nov. 27, 2009, against Nevada.

For Holani, the grabs highlighted a three-touchdown game in which he added a 40-yard scoring run late, and finished with 64 rushing yards on nine carries, and three catches for 38 yards and the two scores.

BACHMEIER NAMED TO FRESHMAN ALL-AMERICA MIDSEASON WATCH LIST

Freshman quarterback Hank Bachmeier was named to the FWAA's Freshman All-America Midseason Watch List Oct. 24, earning national recognition for a solid rookie campaign.

Boise State got off to a 6-0 start with Bachmeier under center, including a season-opening 36-31 victory at Florida State in which the Murrieta, Calif., native went 30-for-51 for 407 yards and a touchdown, leading a Bronco comeback from an 18-point deficit.

On the year, Bachmeier has completed 63.5 percent of his passes (122-for-192) for 1,760 yards and nine touchdowns, against just four interceptions.

OK, WE'RE CONVINCED

There was a lot of intrigue around the announcement of true freshman Hank Bachmeier as Boise State's opening-day starter on Aug. 24, and Bachmeier wasted little time making believers around the country.

The Murrieta, Calif., went 30-for-51 passing for 407 yards and a touchdown with just one interception in Aug. 31's 36-31 win at Florida State. His passing yardage was the most by a Boise State quarterback in his first start in the program's FBS Era (1996-present), and just missed cracking the program's single-game top 10 (the cutoff for the top 10 is 410 yards).

Bachmeier's 51 attempts also tied for fifth-most in Bronco single-game history, matching Brett Rypien (Dec. 27, 2016 vs. Baylor), Travis Stuart (Oct. 3, 1992 vs. Montana), and Keith Jarrett (Oct. 25, 1986 at Oregon State).

CAPTAINS

Boise State players voted sixth-year senior defensive tackle David Moa, redshirt senior offensive lineman John Molchon and senior safety Kekoa Nawahine as captains for the 2019 season.



A fourth captain will be named on a weekly basis. A list of those individuals throughout the season is below:

vs. Florida State Curtis Weaver
MARSHALL Robert Mahone
PORTLAND STATE Khalil Shakir
AIR FORCE Chase Hatada
@ UNLV Garrett Larson
HAWAII Kekaula Kaniho
@ BYU Ezra Cleveland
@ SAN JOSE STATE Avery Williams
WYOMING Eric Quevedo
NEW MEXICO
@ Utah State
@ Colorado State

GAME NOTES

REPLACING A LEGEND

For only the second time in the last 51 games, a quarterback not named Brett Rypien started under center when the Broncos took the field Aug. 31 at Florida State.

Rypien, the 2018 Mountain West Offensive Player of the Year, a four-time All-Mountain West selection, and the Mountain West's all-time leading passer, graduated last December after missing just one start (Sept. 14, 2017 against New Mexico) since taking over the QB1 spot Sept. 25, 2015 at Virginia.

He became the conference's all-time leader in passing yards (13,581), completions (1,036), and 300-yard games (21) in 2018, eclipsing San Diego State's Ryan Lindley's (2008-11) yardage and completion marks of 12,690 and 961, respectively, last Nov. 9 against Fresno State, and passing BYU's Max Hall for most 300-yard performances last Nov. 24 against Utah State.

BACHMEIER WINS THE QB1 JOB

For the first time in Boise State's FBS history (since 1996), the Broncos started a true freshman at quarterback in a season opener when freshman Hank Bachmeier was tabbed QB1 by head coach Bryan Harsin on Aug. 24.

Bachmeier, a four-star prospect according to ESPN, 247Sports and Rivals coming out of high school, was a four-year starter at Murrieta Valley High School (Murrieta, Calif.) who amassed more than 13,000 yards passing and 2,000 yards rushing. He completed 797-of-1,182 passes for 13,150 yards (.675), 156 touchdowns and 30 interceptions, setting the CIF Southern Section record for career passing touchdowns, and rushed 317 times for 2,190 yards and 32 TDs.

Bachmeier enrolled at Boise State in January 2019 and participated in spring practices during the offseason after graduating from high school a semester early. While he is the only true freshman to start a Boise State season opener in the program's FBS Era, the Broncos have had a redshirt freshman start a season opener before, when Kellen Moore was the opening-day QB1 in 2008.

NOT MUCH ON FILM

One advantage Boise State had heading into the early portion of 2019 is that there just wasn't much film on its quarterbacks. Entering 2019, Bronco signal-callers had attempted a combined total of just 10 passes (nine from redshirt sophomore Chase Cord, one from redshirt senior Jaylon Henderson), a figure which ranked tied for fourth-lowest in the country, behind Auburn (two), and Penn State and N.C. State (seven apiece).

REPLACING ANOTHER 1,000-YARD RUSHER

The quarterback spot won't be the only one with large shoes to fill for Boise State's offense in 2019, as the early departure of running back Alexander Mattison leaves a 1,415-yard-long hole to fill in the backfield.

Mattison, who declared for the NFL Draft after his junior season in 2018 and was selected in the third round of the NFL Draft by the Minnesota Vikings, posted back-to-back 1,000-yard seasons from 2017-18, going for 1,086 yards as a sophomore in 2017 before pounding out 1,415 yards on the ground last year.

He ran for 29 touchdowns over the past two seasons, carrying a combined 581 times, including 302 times in 2018, a figure that ranks third in Boise State single-season history.

1,000-YARD RUSHERS

The new Boise State running back corps will pick up the mantle of continuing the program's streak of seasons with a 1,000-yard rusher. With Alexander Mattison posting a second-straight 1,000-yard rushing season in 2018, Boise State's streak of seasons with such a player is now at 10, the longest current streak in the nation entering 2019.

Boise State's 10-year streak is tied for the third-longest in the history of college football with USC (10; 1972-81) and Wisconsin (10; 1993-2002 and 2005-14), behind only North Carolina (12; 1973-84) and Texas (11; 1995-2005).

THE HIGHTOWER EFFECT

Senior wide receiver John Hightower will draw some more attention from opposing defenses in 2019 after his breakout debut campaign a year ago. A junior-college transfer from Hinds CC, Hightower quickly proved himself a dual threat in the air and on the ground, catching 31 passes for 504 yards and six touchdowns, while rushing for 163 yards and two scores on just eight carries.



Lyle Smith, the "Father of Boise State Football," head football coach from 1947-67 and Boise State Athletics Director from 1967-81, passed away the morning of July 26, 2017, at the age of 101.

Smith came to Boise Junior College in 1946 as basketball coach and assistant football coach. In 1947, he became head coach of the BJC football program and didn't lose a game until his fourth season.

His 1958 team won the National Junior College championship.

Smith retired from coaching after the 1967 season. In his 20 years as the head football coach at BJC, he compiled a 156-25-6 record, a winning percentage of .842.

Smith continued to lead Boise State as AD until his retirement after the 1980-81 academic year. Smith guided Boise State's transition from a junior college power to a highly-successful NCAA Division I athletic program.

In his honor, a statue was erected at the southwest corner of Albertsons Stadium. He was present for its unveiling prior to the 2016 season.

He proved himself capable of electric plays, scoring on an 88-yard touchdown run Oct. 13 at Nevada, and catching a 67-yard touchdown pass Sept. 8 against Connecticut. On the year, Hightower produced four plays of at least 55 yards, as in addition to the aforementioned two scoring plays, he also had a 61-yard catch at Air Force (part of a 182-yard receiving, three-touchdown day), and a 55-yard carry against Connecticut.

RECEIVER ROULETTE

Even with the graduations of Boise State's top-two receivers from 2018 in Sean Modster (68 catches, 978 yards, eight touchdowns) and A.J. Richardson (54 catches, 825 yards, eight touchdowns), the Bronco receiving unit remains deep and talented and ready to cause headaches in opposing secondaries.

Junior CT Thomas (41 catches, 535 yards, three touchdowns) leads a returning group that also includes fellow senior John Hightower (31 catches, 504 yards, six touchdowns), redshirt senior Akilian Butler (25 catches, 204 yards, two touchdowns), and sophomore Khalil Shakir (16 catches, 17 yards, one touchdown).

That returning haul doesn't even include junior Octavius Evans, who was limited to just two catches due to injury last season after showing plenty of promise with 15 catches for 131 yards and two scores as a freshman in 2017.

BIG MEN AT TIGHT END

Boise State's tight ends will once again play a pivotal role on two fronts in 2019, providing additional run blocking for the Bronco rushing attack, and venturing into the open to supplement the receiving threat.

Redshirt junior John Bates led all returning tight ends with 10 catches for 155 yards and a touchdown in 2018, with Meridian, Idaho, native Garrett Collingham emerging as a reliable target with five catches for 58 yards and a score in addition to a four-yard rushing touchdown.

Redshirt senior Matt Pistone will continue in his H-Back role, helping clear the way for Bronco ball carriers, while also remaining an option in the short passing game. Last year, Pistone made his first-career catch, for four yards, against Colorado State on Oct. 19.

The unit will also be bolstered by redshirt freshmen Tyneil Hopper and Cole Ramseyer.

ALL FIVE STARTERS BACK

Boise State is one of only three schools in the country that returns its starting five offensive linemen, a list that also includes Auburn and Iowa State.

LT Ezra Cleveland, LG John Molchon, C Garrett Larson, RG Eric Quevedo and RT John Ojukwu have combined for 107 starts entering 2019. Only five schools – Oregon (153), Louisiana (130), Texas Tech (116), Iowa State (114) and Michigan State (113) – return more starts among their projected starting five.

O-LINE "NUMBERS"

Per Pro Football Focus, Ezra Cleveland (85.3) was the second-highest graded offensive tackle in the country this past season (that appeared in 80 percent of his team's snaps), behind only Alabama's Jonah Williams, the 11th overall pick in the 2019 National Football League Draft. Cleveland's pass-blocking grade (84.9) was tied for 11th nationally, and his run-blocking grade (83.6) was second only to Williams.

Among tackles with at least 500 snaps in pass protection, Cleveland ranked fifth-nationally with a pass blocking efficiency grade of 98.5.

Also per PFF, using the same snap-count metric, John Molchon (69.6) was tied for the 16th-highest-graded offensive guard in the country. His pass-blocking grade (75.5) was tied for 35th nationally, and his run-blocking grade (68.1) was 15th nationally.

Garrett Larson, the Broncos' starting center, ranked seventh-nationally in run blocking (73.4), 44th in pass blocking (59.4) and No. 22 overall (67.9).

INDIVIDUAL NOTES

HANK BACHMEIER // QB

>> Named to FWAA Freshman All-America Midseason Watch List.

>> First true freshman to start a Boise State season opener in the team's FBS Era (1996-present).

>> Threw for 407 yards and a touchdown in his debut at Florida State.

>> Named to the Manning Award Stars of the Week after Week 1

>> Four-star prospect coming out of Murrieta Valley HS

>> Passed for over 13,000 yards, rushed for over 2,000 over his prep career

>> Set the CIF Southern Section career record with 156 touchdown passes, eclipsing the previous mark held by JT Daniels.

JOHN BATES // TE

>> Named to the John Mackey Award Watch List for the second-straight season.

>> Has caught 17 passes for 226 yards and a touchdown so far in 2019.

>> Posted career highs in catches (five) and yards (63) against Marshall on Sept. 6.

>> Caught 10 passes for 155 yards and a touchdown in 2018.

JOHN HIGHTOWER // WR

>> Named to Paul Hornung Award Honor Roll after his performance against Hawai'i (Oct. 12).

>> Has posted threes 100-yard receiving games in 2019 (Oct. 5 at UNLV; Oct. 12 against Hawai'i; Nov. 2 at San José State).

>> Has caught 33 passes for 630 yards and five touchdowns in 2019.

>> Broke off a 98-yard kickoff return for a touchdown Sept. 14 against Portland State.

KEKAULA KANIHO // N

>> 2019 preseason candidate for the Polynesian Player of the Year award.

>> Leads the Broncos with six pass breakups in 2019.

>> Second on the Broncos in 2019 with 44 tackles and 8.0 tackles-for-loss.

>> Made his first interception of the season, which he returned for 50 yards to set up a touchdown, Sept. 20 against Air Force.

>> Had a strip-sack, which led to a touchdown drive, Aug. 31 at Florida State.

>> Finished the Florida State game with 4.0 tackles-for-loss.

>> Led Broncos with three interceptions in 2018.

>> Believed to be the only Bronco in program history to score touchdowns via interception return, fumble return, and punt return.

GAME NOTES

HE MADE THE LIST, SO HE'S A FREAK

Boise State redshirt senior offensive lineman John Molchon was named to Bruce Feldman's 2019 College Football Freaks List, checking in at No. 42. An excerpt from The Athletic: He made All-Mountain West first team in 2018 as a left guard for the Broncos. The 6-5, 317-pound fifth-year senior hang cleans 425 and power cleans 365 for two reps. His vertical jump is 27.5 inches. Said the Broncos' strength and conditioning coach, Jeff Pitman, "John is an explosive athlete that stops all activity in the room when he maxes because everybody wants to watch him. Not only does he lift heavy weight with ease, but he lifts his team's energy level when he is in the room."

DEFENSIVE NOTES

SACK ATTACK

Since 2012, Boise State is the top Group of 5 school and ranks ninth nationally with 275 sacks, trailing only Clemson (345), Ohio State (310), Alabama (304), Penn State (299), Stanford (295), Arizona State (286), Washington (279) and USC (277).

WEAVER WITH MIDSEASON NATIONAL RECOGNITION

Redshirt junior STUD Curtis Weaver's 2019 season has gotten the attention of national pundits, as the Long Beach, Calif., native was named a midseason All-American by The Athletic, and was named a semifinalist for the Bednarik Award, given annually to the nation's top defensive player.

Weaver picked up two more sacks Nov. 9 against Wyoming, his third multi-sack game of the season, to bring his season total to 12.5, a career high as well as tied for fifth-most in Boise State single-season history. That figure currently paces the Mountain West, and ranks second in the country.

STINGY DEFENSE

Boise State's defense should get more credit for its performance in Nov. 9's 20-17 overtime win over Wyoming. The Broncos held the Cowboys to 283 total yards of offense, making Wyoming the third opponent this season to not crack the 300-yard mark.

Additionally, Wyoming's three scoring drives (two touchdowns, one field goal) all came on drives that covered less than half the field (47, 30, 36 yards).

WHIMPEY ATONES

Junior linebacker Riley Whimpey personified the resilience of Boise State's defense against Wyoming during the Cowboys' lone overtime drive. After dropping what would have been a game-ending interception in the end zone on first down, Whimpey stayed cool, and two plays later, burst through the line to drop running back Xazavian Valladay for a two-yard loss on 3rd-and-4. Whimpey's game-high 12th tackle forced Wyoming into a 39-yard field-goal attempt, which was missed, sealing the Bronco win.

MOA CONSTRICTING

Sixth-year senior defensive tackle David Moa had one of his best games of the season against Wyoming, making 1.5 tackles-for-loss among his five tackles (three solo). On the year, Moa is now tied for third on the team with 4.5 TFL, and ninth with 25 tackles.

MAKING A NAME

Junior linebacker Benton Wickersham has had a strong 2019 campaign, and has stepped it up over the last two weeks, in particular. Nov. 2 at San Jose State, the Elko, Nev., native sealed the 52-42 win with his first-career interception, and followed up Nov. 9 with eight tackles (three solo). For the year, Wickersham is sixth on the team with 38 tackles.

WEAVER BECOMES MOUNTAIN WEST'S SACK KING

Redshirt junior STUD Curtis Weaver racked up three sacks Oct. 5 at UNLV, raising his career total to 29.5 and becoming the Mountain West's all-time leader. He passed the previous benchmark of 28.5 shared by BYU's Jan Jorgensen (2006-09) and TCU's Jerry Hughes (2006-09).

Weaver, currently at 33.0 sacks, also ranks second all-time on Boise State's sacks list, trailing only Erik Helgeson (54.5; 1987-90). Weaver also tied the Boise State single-game record Sept. 14 against Portland State with four sacks. The mark is shared with four others and was last accomplished by Wing in 1996, also against Portland State.

Weaver, whose 12.5 sacks this year are second in the country and lead the Mountain West, is also the FBS' active career leader in sacks, 5.5 ahead of second-place Chase Young of Ohio State.

INDIVIDUAL NOTES

ROBERT MAHONE // RB

>> Boise State's second-leading rusher in 2019 with 389 yards and co-leader with five rushing touchdowns.

>> Set career highs for carries (24), rushing yards (142), and touchdowns (two) in Aug. 31's 36-31 win at Florida State.

>> Scored Boise State's first and final touchdowns at Florida State.

>> Entering 2019, had 243 career rushing yards on 67 attempts with one touchdown.

SONATANE LUI // NT

>> Preseason candidate for Polynesian College Football Player of the Year.

>> Made a career-high 16 tackles against Air Force (Sept. 20).

>> Has 41 tackles and 2.5 sacks in 2019.

>> Recorded a sack and 2.0 tackles-for-loss in win at Florida State (Aug. 31).

>> Had 26 tackles (12 solo) with 2.5 TFL in 2018.

DAVID MOA // DT

>> Granted sixth year of eligibility in 2019 after being limited to just one game last year.

>> Tied for third on the team with 4.5 tackles-for-loss.

>> 2019 preseason candidate for the Polynesian Player of the Year award.

>> Voted to the 2019 Preseason All-Mountain West Team.

>> Two-time All-Mountain West selection (2017-18).

>> Racked up a combined 10.5 sacks and 14.0 TFL from 2016-17

KEKOA NAWAHINE // S

>> 2019 preseason candidate for the Polynesian Player of the Year award.

>> Leads Boise State with two interceptions and two fumble recoveries in 2019.

>> Forced a fumble, intercepted a pass, and had a tackle-for-loss against Marshall (Sept. 6).

>> Recovered a fumble at Florida State that led to a Boise State touchdown drive.

>> Boise State's leading tackler in 2018 with 71.

>> Named to the All-Mountain West Second Team in 2017.

DEANDRE PIERCE // S

>> Missed final nine games of 2018 due to injury suffered last Sept. 29 at Wyoming.

>> Was the Broncos leading tackler (23) at the time of his injury.

>> Named All-Mountain West Honorable Mention in 2017.

>> Finished fourth on the team in 2017 with 83 tackles to go with 4.0 TFL and an interception.

GAME NOTES

GETTING USED TO TAKEAWAYS

Benton Wickersham's interception at San Jose State was Boise State's first since Oct. 12 against Hawai'i, and just the defense's fifth this season.

So far this season, the Broncos have recovered six fumbles, a mark that is 53rd in the country and fifth in the Mountain West. The defense's five picks rank 93rd in the FBS.

KANIHO CHAOS

Junior nickel Kekaula Kaniho has carved out a reputation as Boise State's utility man on defense, exceling in stopping the run, getting into the backfield, and defending the pass. This season, Kaniho is second on the team in tackles (44) and pass breakups (six), is second with 9.0 tackles-for-loss, and has 3.0 sacks, two forced fumbles, an interception, and a fumble recovery.

Oct. 5 at UNLV, Kaniho came on a blitz and made his second sack of the season, and finished the game with 2.5 tackles-for-loss among his five tackles (four solo). He picked off his first pass of the season Sept. 20 against Air Force, which he returned 50 yards to set up a Boise State touchdown which put the Broncos up, 30-13.

After enduring a rough first half along with the rest of the Bronco defense Aug. 31 at Florida State, Kaniho rebounded to finish with an impressive stat line. The Bronco ballhawk, who has scored touchdowns via interception return, fumble return, and punt return in his career, ignited the Bronco defense's awakening in the second quarter with a crucial strip-sack of James Blackman which led to a Bronco recovery and offensive touchdown drive. His stop and forced fumble, with Boise State trailing 24-6, helped stem the bleeding, and he went on to finish the game with 4.0 tackles-for-loss including the sack.

MONEY DOWN

Boise State opponents could save themselves a lot of trouble and wear and tear by simply punting on third down this season. The Bronco defense has been lights out on the "Money Down" in 2019, ranking 20th in the country in holding opponents to a conversion rate of just 31.9 percent (39-for-123). Only once this season (San José State on Nov. 2), has a Bronco opponent converted 50 percent of its third downs, as the Spartans went 7-for-13 in the contest.

CONVERTING TURNOVERS TO POINTS

The Bronco defense's penchant for takeaways has played a large role in Boise State's seven wins this season, creating short fields and greater ease putting points on the board for the offense. Over eight games, five of the defense's six fumble recoveries have led to touchdown drives (two at Florida State, three vs. Hawai'i), while the sixth, despite setting up a short field for the offense Sept. 6 against Marshall, resulted in a missed field goal.

Overall, seven of Boise State's 11 takeaways this season have resulted in touchdowns (five fumbles, two interceptions). The only turnover that can be considered squandered by the offense was the missed field goal Sept. 6 at Marshall, as one interception (Khafari Buffalo against Hawai'i) came on the game's final play, a second (Kekoa Nawahine against Marshall) resulted in the Broncos driving 67 yards to the Marshall eight-yard line, where they proceeded to kneel out the clock, and a third (Benton Wickersham at San José State) came with just over a minute left and allowed the Broncos to kneel out the clock.

STAMPEDING IN THE SECONDARY

Redshirt senior safety Khafari Buffalo, a graduate transfer from The Citadel, has been making the most of his lone season at Boise State, making 16 tackles on the year and recording his first interception Oct. 12 against Hawai'i.

Buffalo's value in practicing against The Citadel's option offense for much of his career came in handy Sept. 20 against Air Force, as he made 11 tackles (one solo) against the Falcons' triple-option attack. In pass defense, he's also broken up a pair of passes.

WINNING THE BATTLE IN THE TRENCHES

Along with its success in bringing down the quarterback, the Bronco defense has also controlled the line of scrimmage and made a home in the opposing backfield. Boise State made 8.0 tackles-for-loss against Wyoming, and now have 61.0 TFL on the season, a figure that ranks second in the Mountain West. Curtis Weaver leads the defense with 14.5 TFL, followed by Kekaula Kaniho at 9.0.

SECOND-HALF SHUTOUTS

Boise State's defense opened the season with three-straight second-half shutouts, and just missed matching their most recent longest such streak when Air Force scored in the second half of Sept. 20's 30-19 win. The Broncos last shut out four-consecutive opponents in the second half from Sept. 18-Oct. 10, 2015 (Idaho State, Virginia, Hawai'i, Colorado State).

INDIVIDUAL NOTES

ERIC SACHSE // K

>> Named Mountain West Co-Special Teams Player of the Week (Sept. 2).

>> Named a Lou Groza Award Star of the Week (Week 1).

>> 12-for-14 on field goals so far in 2019.

>> Matched Boise State single-game record with five field goals made Aug. 31 at Florida State.

>> Went 5-for-5 on FG, 3-for-3 on PAT for 18 points at Florida State.

KHALIL SHAKIR // WR

>> Boise State's leading receiver with 39 catches for 519 yards and three touchdowns in 2019.

>> Posted first-career 100-yard receiving game Oct. 5 at UNLV (111 yards and a touchdown on seven catches).

>> Set career highs in receptions (eight) while grabbing an 11-yard touchdown pass at Florida State (Aug. 31).

>> Had 16 catches for 170 yards and a touchdown, while rushing for 70 yards and a score in 2018.

CT THOMAS // WR

>> Tied for second on the team in touchdown catches (three) in 2019.

>> Tied for fourth on the team with four touchdowns (three receiving, one rushing) in 2019.

>> Third on the team with 26 catches and 410 receiving yards.

>> Has posted two 100-yard receiving games in 2019.

>> Set a career high of 103 receiving yards on five catches Aug. 31 at Florida State.

>> Caught a pair of touchdown passes Sept. 14 against Portland State.

>> Finished 2018 with 41 catches for 535 yards and three touchdowns.

GAME NOTES

LUI HOLDS DOWN THE MIDDLE

Senior nose tackle Sonatane Lui has been enjoying a career season, as he is currently fourth on the team in tackles (34), is second in sacks (2.5), and tied for fourth in tackles-for-loss (4.0). Oct. 5 at UNLV, he registered five tackles (three solo), including a sack.

In Sept. 20's win over Air Force, Lui racked up a career-high 16 tackles (four solo). He was a force in the middle of the trenches, most notably teaming with defensive tackle David Moa to stuff Air Force's Taven Birdow on a 4th-and-1 in the fourth quarter with the Broncos holding on to a seven-point lead.

PRESEASON NATIONAL RECOGNITION

It was a solid summer of preseason national recognition for the Boise State defense ahead of the 2019 campaign, as six Broncos were tabbed for preseason watch lists.

Redshirt junior STUD Curtis Weaver led the way by being named to four such lists: the Bednarik Award, Bronko Nagurski Trophy, Ted Hendricks Award, and the Lott IMPACT Trophy. Additionally, Weaver was named a Preseason All-American by both the Sporting News (Second Team) and Athlon Sports (Fourth Team), as well as the Mountain West's Preseason Defensive Player of the Year.

Nickel Kekaula Kaniho, nose tackle Sonatane Lui, defensive tackle David Moa, and safety Kekoa Nawahine were each named to the watch list for the Polynesian College Football Player of the Year award, and cornerback/returner Avery Williams was named a candidate for the Paul Hornung Award.

BIG YEAR ON TAP FOR WEAVER

Redshirt junior STUD Curtis Weaver heads up the Bronco defense in 2019, having earned plenty of spotlight this preseason. In addition to being named to four preseason award watch lists, Weaver was named the Preseason Mountain West Defensive Player of the Year and to the all-conference team in late July. The Long Beach, Calif., native was also named a Preseason All-American by the Sporting News (Second Team) and Athlon Sports (Fourth Team).

Last year, Weaver ranked second in the Mountain West and 20th in the FBS in sacks (9.5), also finishing tied for third in the conference with 15.5 tackles-for-loss. Weaver posted five multi-TFL games in 2018, along with two multi-sack games, highlighted by a career-high 2.5 against Colorado State on Oct. 19.

Through just two seasons on The Blue, Weaver has already racked up 20.5 sacks, leaving him tied for sixth all-time in Boise State history with Shea McClellin (2008-11). Weaver needs just three more sacks to take sole possession of third place on the list.

SIXTH YEAR FOR THE MOA CONSTRICTOR

Defensive tackle David Moa was granted a sixth year of eligibility in 2019 after being limited to just one game in 2018, his redshirt senior campaign.

The San Diego native still made his presence felt in that limited action Sept. 15 at Oklahoma State, making a tackle-for-loss among his two takedowns. In an example of the respect Moa commands amongst coaches and media in the Mountain West, he was still voted to the 2019 Preseason All-Mountain West Team in July despite only playing in one game a year ago.

Moa racked up a combined 10.5 sacks and 14.0 TFL from 2016-17 while earning All-Mountain West honors each season.

TOUGH AGAINST THE RUN

The Bronco defense was stout against the run in 2018, ending the year ranked 20th in the nation at just 122.9 rushing yards allowed per game.

COVERAGE AREAS

Opposing passing attacks shouldn't hope to find any relief against the Bronco secondary in 2019, as Boise State returns nearly its entire starting complement from a season ago.

With just one departed starter in lockdown cornerback Tyler Horton, the Bronco secondary remains strong with the returns of 2018 starters Avery Williams at corner, Kekoa Nawahine and DeAndre Pierce at safety, and Kekaula Kaniho at nickel. Redshirt junior Jalen Walker, who has made spot starts in place of Horton due to injury, is expected to start opposite Williams to open this season after breaking up a pair of passes and recovering two fumbles in 2018.

This group, along with redshirt sophomore Tyreque Jones, combined to recover seven fumbles and make five interceptions a season ago, with Kaniho leading the team with three picks.

INDIVIDUAL NOTES

CURTIS WEAVER // STUD

>> Bednarik Award Semifinalist
>> Named a Midseason All-American by The Athletic
>> Named Preseason All-American by the Sporting News (Second Team) and Athlon Sports (Fourth Team)
>> Named to four preseason watch lists: Bednarik Award, Bronko Nagurski Trophy, Ted Hendricks Award, Lott IMPACT Trophy
>> FBS active career sacks leader with 33.0, through Nov. 9.
>> Became Mountain West's all-time sacks leader (29.5) in his three-sack game at UNLV (Oct. 5).
>> Ranks third all-time at Boise State in sacks (33.0).
>> Leads Boise State with 12.5 sacks and 14.5 tackles-for-loss in 2019.
>> Matched program single-game record with four sacks against Portland State (Sept. 14).
>> Had 3.0 sacks at UNLV (Oct. 5).
>> Recorded a sack and drew a crucial holding penalty on Florida State's final drive in Aug. 31 win.
>> Two-time All-Mountain West First Team (2017-18).
>> Led the Broncos with 9.5 sacks and 15.0 TFL in 2018
>> Recorded his first sack of the season in the opener at Troy (Sept. 1).

GAME NOTES

CREATING TURNOVERS

The Bronco defense will aim to continue its chaotic ways in 2019, especially when creating and recovering loose balls.

Last year, Boise State led the nation with 17 fumble recoveries, but made just six interceptions, a figure that ranked as the fewest in a single season in program history.

SPOTLIGHT ON THE LINEBACKERS

Boise State's linebacker corps will be in the spotlight early in 2019, with a mix of young players set to prove themselves alongside a veteran returning from injury in junior Riley Whimpey.

Whimpey was the Broncos' leading tackler last season when he suffered a season-ending ACL injury Nov. 3 against BYU, and still finished third on the team for the year with 55 tackles. That figure included a pair of sacks and 3.0 tackles-for-loss.

Joining Whimpey in the unit will be redshirt sophomore Ezekiel Noa, who stepped into the starting lineup for Whimpey a year ago and finished with 34 tackles, including 4.0 for loss, and junior Benton Wickersham, who had 19 tackles in 2018.

FINISHING THE CAREER STRONG

Senior safety Kekoa Nawahine returns as the Broncos' leading tackler from a season ago, having racked up 71 tackles (39 solo) in 2018.

Over the past two seasons, Nawahine, a preseason candidate for the Polynesian College Football Player of the Year Award, has made a combined 179 tackles, with a career high of 108 in 2017.

KANIHO'S BALLHAWKING WAYS

Junior nickel Kekaula Kaniho has quickly established himself as one of Boise State's top ballhawks over his first two seasons, becoming what is believed to be (due to incomplete records in early seasons of the program's history) the only Boise State player to have scored touchdowns on a fumble return (Oct. 14, 2017 at San Diego State), interception return (2017 Las Vegas Bowl against Oregon), and a punt return (Oct. 19, 2018 vs. Colorado State).

Last season, Kaniho led the Broncos with three interceptions, and racked up 40 tackles, including a sack and 3.0 tackles-for-loss. In pass coverage, he also broke up four passes.

COME AT ME

Redshirt junior cornerback/returner Avery Williams will once again aim to prove himself to non-believers on the opposite side of the line, as the oft-targeted defender proves himself a more than capable coverage man.

Last season, Williams made opposing quarterbacks regret thinking they had an advantage, as he led the Bronco defense with nine passes defended, and finished second with a pair of interceptions.

SPECIAL TEAMS NOTES

WILLIAMS BREAKS ONE

All-Mountain West punt returner Avery Williams broke off his third-career punt return touchdown Nov. 2 at San José State, opening Boise State's scoring with a 66-yard house call in the first quarter. The return upped Williams to 18th in the country and second in the Mountain West in punt-return average at 8.8 yards per return.

A unique note to Williams' three punt-return scores is that each one opened the scoring for the Broncos in that respective game (Sept. 2, 2017, vs. Troy; Oct. 14, 2017, at San Diego State), and led to a Bronco victory.

MAKING A HOUSE CALL

Senior kick returner John Hightower broke into the clear on Portland State's first kickoff of Sept. 14's contest, going 98 yards to the house for the Broncos' opening touchdown. The 98-yard return tied for the fifth-longest in school history, and marked the second-straight season in which the Broncos housed a kickoff, after Avery Williams took an onside-kick attempt 44 yards for a score last Oct. 19 against Colorado State.

In terms of "regular" kickoffs (non-onside-kick edition), it was Boise State's first house call since Bryan Douglas' 100-yarder at San Diego State on Nov. 23, 2013.

Hightower returned a second kickoff for a touchdown Oct. 5 at UNLV, but it was called back due to a holding penalty.

INDIVIDUAL NOTES

AVERY WILLIAMS // CB/PR/KR

>> Named to the preseason watch list for the Paul Hornung Award for the second-straight year.

>> Returned a punt 66 yards for a touchdown Nov. 2 at San José State, the third punt-return score of his career.

>> Averaging 8.8 yards per punt return, second in the Mountain West and 18th in the country.

>> Returned an onside-kick attempt 39 yards to the six-yard line at UNLV (Oct. 5).

>> Returned an onside kick 44 yards for a touchdown against Colorado State (Oct. 19, 2018).

>> Led the Broncos with nine pass breakups to go with two interceptions in 2018.

>> Named to the All-Mountain West Second Team as a kick/punt returner in 2017.

>> Was twice named Mountain West Special Teams Player of the Week (Sept. 4, Oct. 16) in 2017 after his performances against Troy (Sept. 2) and San Diego State (Oct. 14).

>> Made collegiate debut Sept. 2 against Troy, and on his first touch, returned a punt 81 yards for a touchdown, Boise State's first such score since 2014. It was also the fifth-longest punt return in Boise State history.

>> Finished his first game (Sept. 2 vs. Troy) with 124 yards on five punt returns, the sixth-highest yardage total in school history.

GAME NOTES

SACHSE EARNS NATIONAL RECOGNITION AFTER DEBUT

Redshirt senior kicker Eric Sachse earned plenty of recognition after his stellar debut Aug. 31, being named Mountain West Co-Special Teams Player of the Week, and being named one of the Lou Groza Award's Stars of the Week.

His Mountain West honor made him the first Bronco placekicker to take home the Special Teams award since Dan Goodale on Nov. 10, 2014.

SACHSE FIFTH AVENUE

Redshirt senior kicker Eric Sachse, a transfer from Division III Trinity, made his Bronco debut Aug. 31 at Florida State and promptly matched the program's single-game record by making five field goals, connecting from 36, 36, 41, 26, and 30 yards out.

Sachse accounted for 18 points in the contest (five field goals, three PATs), and he became the third Bronco kicker to make five field goals in a game, joining Roberto Moran (Nov. 2, 1985 vs. Idaho State) and Eric Guthrie (Nov. 6, 1971 vs. Northern Arizona).

This season, Sachse is 12-for-14 on field-goal attempts and 38-for-39 on PATs.

VELAZQUEZ PROVIDES SOME LEG

Redshirt junior kicker/punter Joel Velazquez had one of his best games as a Bronco Oct. 5 at UNLV, averaging 42.9 yards over eight punts with three landing inside the 20. He also showed off his kicking leg, drilling a 52-yard field goal on the final play of the first half to account for his first-career field goal.

Velazquez' 52-yard field goal tied for the sixth-longest in Boise State history, and was the first field goal of at least 50 yards by a Bronco kicker since Tyler Rausa's 51-yarder Sept. 25, 2015 at Virginia.

Punting-wise, Velazquez has hit eight punts of at least 50 yards, and 11 of his 38 punts have landed inside the 20-yard line. On kickoffs, 35 of his 57 have gone for a touchback.

SACKS FOR HUNGER



Boise State has once again teamed up with Albertsons and the Idaho Foodbank to tackle hunger in the Treasure Valley.

For every sack by a member of the Boise State football team, Albertsons will donate \$500 to the Idaho Foodbank.

For every \$1 received, the Idaho Foodbank can provide five meals. Thus, every sack is worth the equivalent of 2,500 meals.

The Broncos' game-by-game sack totals, how much money has been raised and how many meals that equates to can be found below:

vs. Florida State	4
MARSHALL	3
PORTLAND STATE	6
AIR FORCE	1
@ UNLV	5
HAWAII	0
@ BYU	2
@ SAN JOSE STATE	1
WYOMING	3
NEW MEXICO	
@ Utah State	
@ Colorado State	

TOTAL SACKS: 25

TOTAL DONATION: \$12,500

TOTAL MEALS: 62,500

GAMES AGAINST THE AUTONOMOUS FIVE

The Broncos are 16-9 against schools from conferences that comprise the Autonomous Five since the start of the 2006 season.

Since notching its first such victory, a 34-16 win over Iowa State in the 2002 Humanitarian Bowl, the Broncos have gone 18-13. Boise State is 18-25 all-time in such games.

SEASON	OPPONENT	LOC	W/L	SCORE
1986	Oregon State	A	L	3-34
1989	Oregon State	H	L	30-37
1996	Arizona State	A	L	7-56
1997	Wisconsin	A	L	24-28
1997	Washington State	A	L	0-58
1998	Washington State	H	L	21-33
1999	UCLA	A	L	7-38
2000	Arkansas	A	L	31-38
2000	Washington State	A	L	35-42
2001	South Carolina	A	L	13-32
2001	Washington State	H	L	20-41
2002	Arkansas	A	L	14-41
2002	Iowa State	H	W	34-16
2003	Oregon State	A	L	24-26
2004	Oregon State	H	W	53-34
2005	Georgia	A	L	13-48
2005	Oregon State	A	L	27-30
2005	Boston College	H	L	21-27
2006	Oregon State	H	W	42-14
2006 (07)	Oklahoma	N	W	43-42 (OT)
2007	Washington	A	L	10-24
2008	Oregon	A	W	37-32
2009	Oregon	H	W	19-8
2010	Virginia Tech	N	W	33-30
2010	Oregon State	H	W	37-24
2011	Georgia	N	W	35-21
2011	Arizona State	N	W	56-24
2012	Michigan State	A	L	13-17
2012	Washington	N	W	28-26
2013	Washington	A	L	6-38
2013	Oregon State	N	L	23-38
2014	Ole Miss	N	L	13-35
2014	Arizona	N	W	38-30
2015	Washington	H	W	16-13
2015	Virginia	A	W	56-14
2016	Washington State	H	W	31-28
2016	Oregon State	A	W	38-24
2016	Baylor	N	L	12-31
2017	Washington State	A	L	44-47 (3OT)
2017	Virginia	H	L	23-42
2017	Oregon	N	W	38-28
2018	Oklahoma State	A	L	21-44
2018	Boston College	N		NO CONTEST
2019	Florida State	A	W	36-31

PRESEASON HONORS

The following 11 Bronco football players were named to preseason watch lists prior to the start of the 2019 season:

OL Kole Bailey
AFCA Allstate Good Hands Team
Wuerffel Trophy

TE John Bates
John Mackey Award

OL Ezra Cleveland
Outland Trophy

N Kekaula Kaniho
Polynesian Player of the Year

C Garrett Larson
Rimington Trophy

NT Sonatane Lui
Polynesian Player of the Year

DT David Moa
Polynesian Player of the Year


OL John Molchon
Outland Trophy

S Kekoa Nawahine
Polynesian Player of the Year

STUD Curtis Weaver
Bednarik Award
Bronko Nagurski Trophy
Lott IMPACT Trophy
Ted Hendricks Award

CB/KR/PR Avery Williams
Paul Hornung Award

ALBERTSONS STADIUM / THE BLUE



Albertsons Stadium - and Lyle Smith Field - is the home of Boise State football and the annual Famous Idaho Potato Bowl.

Smith, who passed away in July of 2017 at the age of 101, is the undisputed father of Bronco football, who from 1946-67 built one of the top junior college programs in the country. When he retired from his head coaching position to become the athletic director, Smith had a record of 156-25-6 (.850).

Completed during the summer of 1970 at a cost of \$2.2 million, what was originally known as Bronco Stadium had a seating capacity of 14,500. Since that time the stadium has expanded four times to its current capacity of 36,387.

Boise State established a first in 1986 by installing the first blue AstroTurf in the country. The second blue AstroTurf field was installed in 1995, with the third going in prior to the 2002 season. The first Blue FieldTurf surface was installed in 2008. A second Blue FieldTurf field was installed prior to the 2010 season, and the most recent edition was installed prior to this season - making a total of six different blue fields at the stadium.

Boise State's was the first collegiate stadium to have the entire field produced in a special color.

Since 1986, Boise State is a combined 187-39 on The Blue, a winning percentage of .827. And since 2000, Boise State has gone 118-9 at home (.929), the highest winning percentage in the country during that time.

Overall, since the construction of Albertsons Stadium in 1970, Boise State is 270-56 (.828), the second-highest winning percentage of any stadium in the country built before 1980. Only Alabama's Bryant-Denny Stadium (271-54-3; .831), built in 1929, has a higher winning percentage for its tenant among stadiums built before 1980.

UNIFORM COMBINATIONS



We're so blue collar that our blue collars say "BLUE COLLAR."

Boise State unveiled a new look for the 2017 season, the first time the Broncos had overhauled their Nike uniforms since 2011.

Included in the new slate were blue, orange and white, and the jerseys featured new stripes on the sleeves and "Blue Collar" on the inside of the neck. The Broncos added a black set of uniforms that will be unveiled against Air Force, Sept. 20.

The uniforms are from the Nike Vapor Untouchable line, with stretch woven material, a seamless front and shoulders and laser perforation fabric instead of mesh. The uniforms combine materials and science designed for speed and comfort for the players, based on four core principles – fit, durability, weight and core body temperature.

A look at the Broncos' 2019 combinations for each game can be found below:

OPP	HELMET/JERSEY/PANTS
vs. Florida State	WHITE/WHITE/BLUE
MARSHALL	BLUE/BLUE/BLUE
PORTLAND STATE	ORANGE/ORANGE/ORANGE
AIR FORCE *	BLACK/BLACK/BLACK
@ UNLV *	WHITE/WHITE/WHITE
HAWAII *	WHITE (Bronco Script)/ORANGE/WHITE
@ BYU	BLUE/WHITE/ORANGE
@ SAN JOSE STATE *	WHITE/WHITE/WHITE
WYOMING *	BLACK/BLACK/BLACK
NEW MEXICO *	
@ UTAH STATE *	
@ COLORADO STATE *	





BRYAN HARSIN FILE

Coaching Experience

Boise State	
Head Coach.....	2014-Present
Arkansas State	
Head Coach.....	2013
Texas	
Co-OC/QBs	2011-12
Boise State	
OC/QBs.....	2006-10
Tight Ends	2002-05
Offensive GA.....	2001
Eastern Oregon	
RBs/WRs	2000

Coaching Record

SCHOOL	YEAR	RECORD
Arkansas State	2013	7-5
Boise State	2014	12-2
Boise State	2015	9-4
Boise State	2016	10-3
Boise State	2017	11-3
Boise State	2018	10-3
Boise State	2019	8-1
OVERALL		67-21

Bowl Experience

Humanitarian Bowl	2002
Fort Worth Bowl	2003
Liberty Bowl	2004
MPC Computers Bowl	2005
Fiesta Bowl (2007).....	2006
Hawai'i Bowl	2007
Poinsettia Bowl	2008
Fiesta Bowl (2010).....	2009
Maaco Bowl Las Vegas	2010
Holiday Bowl.....	2011
Alamo Bowl.....	2012
GoDaddy.com Bowl	2013
Fiesta Bowl	2014
Poinsettia Bowl	2015
Cactus Bowl	2016
Las Vegas Bowl.....	2017
First Responder Bowl.....	2018

Bryan Harsin, a former Boise State quarterback, assistant coach and offensive coordinator, completed his fifth season as the head coach at his alma mater in 2018. Through five seasons with the Broncos, Harsin boasts a record of 52-15, an average of more than 10 wins per season. Overall, he is 59-20 as a head coach – including one season at Arkansas State – and has led his programs to bowl games in each season as a head coach.

Since Boise State hired Harsin prior to the 2014 season, only five schools have more wins than the Broncos - Alabama, Clemson, Ohio State, Oklahoma and Wisconsin.

In his debut season Harsin led his alma mater back to where it rose to national prominence. Boise State went 12-2 in 2014, winning its first outright Mountain West Championship and capping the campaign with a 38-30 victory over Arizona in the 2014 VIZIO Fiesta Bowl. The victory in the Fiesta Bowl was the third such win for the Broncos in the previous nine seasons. Harsin, serving as offensive coordinator in the first two Fiesta Bowl victories, has been a part of each of the school's three appearances in the game.

The team's victory in the 2014 Mountain West Football Championship marked Boise State's first outright league title since joining the conference in 2011, and the first overall since 2009. The only alumnus to lead the Broncos as head coach in the history of Boise State, Harsin has won conference championship as a student-athlete, assistant coach and head coach.

Boise State captured another MW title in 2017, Harsin's second in four seasons, capping the championship year with a 38-28 victory over Oregon in the Las Vegas Bowl. The Broncos concluded the year at 11-3 overall and ranked No. 22 in both the Associated Press and Coaches Polls.

This past season the Broncos concluded the season ranked in all three major polls - No. 23 in the AP Poll, No. 24 in the Coaches Poll and No. 25 in the College Football Playoff Rankings. The Broncos have been ranked in the top 25 in each of Harsin's five seasons, climbing as high as No. 13 in both the AP and Coaches Polls in 2016, Boise State's highest ranking since finishing eighth and sixth in each, respectively, in 2011.

The Broncos have won at least 10 games in four of Harsin's five seasons, giving Boise State 16 since joining what is now known as the Football Bowl Subdivision in 1996. The total ranks second behind only Ohio State during that time.

The Broncos' five-consecutive bowl appearances under Harsin runs the school's streak to 17, tied for the nation's fifth-longest.

For his efforts in 2014, Harsin was named a finalist for the Paul "Bear Bryant" National Coach of the Year Award, the Eddie Robinson National Coach of the Year Award and the Dodd Trophy, given annually by the Bobby Dodd National Coach of the Year Foundation. He was also named the nation's top first-year head coach by the Football Writers Association of America. Harsin was a candidate for the Dodd Trophy in each of his first three seasons at Boise State, and in 2016 Harsin was once again named to the watch list for the Bryant Award.

Harsin was named head coach, Dec. 11, 2013. A graduate of Capital High School in Boise, he played quarterback for the Broncos from 1995-99. Following his graduation from Boise State with a degree in business management, Harsin coached running backs and receivers at Eastern Oregon in 2000.

The former Bronco letterwinner began his coaching career at Boise State as a graduate assistant in 2001, before taking over the tight ends as a full-time assistant coach from 2002-05. When Chris Petersen was hired as head coach in 2006, Harsin assumed the role of offensive coordinator and quarterbacks coach.

Harsin was Petersen's offensive coordinator for five of his eight seasons as head coach (2006-10), and was named a finalist for the 2009 Broyles Award, awarded annually to the nation's top assistant coach. Boise State went 61-5 during his tenure as offensive coordinator.

With Harsin on staff, Boise State has won 10 conference championships.

ONCE A BRONCO...

Including the 2019 season, the Boise State coaching staff boasts nearly a century of experience with the Broncos, including 25 years in the program as student-athletes and 70 in a coaching role.

The staff also features five alumni (Harsin, Franklin, Marks, Marshall and Pitman). A complete breakdown can be found below:

COACH	YRS/S-A	YRS/C
B. Harsin	5	16
Z. Alley	--	1
B. Bedell	--	3
J. Brown	--	1
S. Danielson	--	3
G. Franklin	5	4
Z. Hill	--	4
E. Kiesau	--	3
L. Marks	5	4
K. Riddle	--	11
J. Schmedding	--	1
GRADUATE ASSISTANTS		
K. Marshall	5	2
T. Parmalee	--	1
V. Ume-Ezeoke	--	1
C. Von Appen	--	1
STRENGTH/CONDITIONING		
Jeff Pitman	5	14
TOTAL	25	70

Additionally, two members of the staff are currently coaching the position in which they played during their collegiate careers - Gabe Franklin (safeties) and Lee Marks (running backs).

ASSISTANT COACHES



KENT
RIDDLE

ASSOC HC /
TEs



ZAC
ALLEY

ILBs



ZAK
HILL

OC / QBs



BRAD
BEDELL

OL



JEFF
SCHMEDDING

DC / OLBs



JALIL
BROWN

CBs



ERIC
KIESAU

CO-OC/
WRs



GABE
FRANKLIN

SAFETIES



SPENCER
DANIELSON

CO-DC/
DL



LEE
MARKS

RBs

NATIONAL STATISTICAL COMPARISON

STATISTIC	BSU	MW	FBS	UNM	MW	FBS
Rushing Offense	168.6	5	61	200.2	3	34
Passing Offense (YPG)	280.2	4	28	218.7	8	79
Total Offense	448.8	3	31	418.9	6	58
Scoring Offense	35.4	2	26	23.4	10	103
Rushing Defense	117.0	4	25	149.7	6	57
Pass Efficiency Defense	125.49	3	45	161.03	12	127
Total Defense	343.1	3	34	490.1	12	127
Scoring Defense	22.7	4	39	35.8	11	120
Net Punting	36.87	9	94	41.83	3	17
Punt Returns	8.58	4	52	7.28	7	73
Kickoff Returns	22.24	7	42	26.20	4	12
Turnover Margin	-0.22	5	78	-1.33	12	127
Pass Defense (YPG)	226.1	6	64	340.4	12	130
Passing Efficiency	148.19	2	37	111.12	12	117
Sacks	2.78	2	26	2.22	5	59
Tackles for Loss	6.8	2	36	5.9	4	71
Sacks Allowed	2.33	10	83	1.11	3	9
3rd Down Conv. Off %	.469	2	20	.336	11	115
3rd Down Conv. Def %	.317	2	20	.381	5	59
Red Zone Offense %	.868	4	46	.700	11	124
Red Zone Defense %	.846	9	84	.810	3	46

BOISE STATE INDIVIDUAL

CATEGORY	INDIVIDUAL	STAT	CONF	NATL
RUSH YDS	G. Holani	68.8	9	88
PASS EFF	H. Bachmeier	151.1	1	30
TOTAL OFF	H. Bachmeier	258.5	5	40
REC	K. Shakir	4.3	11	102
REC YDS	J. Hightower	70.0	6	58
INTs	K. Nawahine	0.3	8	77
PUNTING	J. Velazquez	38.9	9	90
PUNT RET	A. Williams	8.8	2	24
KO RET	J. Hightower	26.4	3	17
FGs	E. Sachse	1.33	5	35
SCORING	E. Sachse	8.2	3	38
PTS RESP FOR	H. Bachmeier	8.6	9	112
ALL-PURPOSE	J. Hightower	130.78	1	16
SACKS	C. Weaver	1.39	1	2
TACKLES	R. Whimpey	5.4	33	345
TFLs	C. Weaver	1.7	1	7

NEW MEXICO INDIVIDUAL

CATEGORY	INDIVIDUAL	STAT	CONF	NATL
RUSH YDS	A. Davis	102.9	1	22
PASS EFF	T. Tuioti	123.4	8	85
TOTAL OFF	T. Tuioti	202.0	7	85
REC	--			
REC YDS	J. Kress	49.9	18	158
INTs	--			
PUNTING	T. Dyer	45.9	2	11
PUNT RET	D. Rogers	7.3	4	35
KO RET	--			
FGs	A. Shelley	1.11	8	60
SCORING	A. Shelley	5.9	15	158
PTS RESP FOR	--			
ALL-PURPOSE	A. Davis	110.75	5	65
SACKS	J. Hearn	0.67	3	42
TACKLES	A. Hart	7.0	12	129
TFLs	--			

STARTERS/PARTICIPATION

STARTING LINEUPS: OFFENSE

DATE	OPPONENT	LT	LG	C	RG	RT	TE	WR	WR/TE	WR/TE/RB	QB	RB
8/31	@ Florida St	Cleveland	Molchon	Larson	Quevedo	Ojukwu	Bates	Hightower	Pistone	Collingham	Bachmeier	Mahone
9/6	MARSHALL	Cleveland	Stetz	Larson	Quevedo	Molchon	Bates	Hightower	Butler	Collingham	Bachmeier	Mahone
9/14	PORTLAND ST	Molchon	Ho.-Gonz.	Larson	Quevedo	Curran	Bates	Hightower	Butler	Shakir	Bachmeier	Mahone
9/20	AIR FORCE *	Cleveland	Ho.-Gonz.	Larson	Quevedo	Molchon	Bates	Hightower	Butler	Thomas	Bachmeier	Mahone
10/5	@ UNLV *	Cleveland	Molchon	Larson	Quevedo	Ojukwu	Bates	Hightower	Shakir	Pistone	Bachmeier	Mahone
10/12	HAWAII *	Cleveland	Molchon	Larson	Quevedo	Ojukwu	Bates	Evans	Thomas	Pistone	Bachmeier	Mahone
10/19	@ BYU	Cleveland	Molchon	Larson	Quevedo	Ojukwu	Bates	Hightower	Evans	Pistone	Cord	Mahone
11/2	@ San Jose St *	Cleveland	Stetz	Larson	Quevedo	Ojukwu	Bates	Hightower	Shakir	Butler	Bachmeier	Holani
11/9	WYOMING *	Cleveland	Molchon	Larson	Quevedo	Ojukwu	Bates	Hightower	Collingham	Pistone	Cord	Holani
11/16	NEW MEXICO *											
11/23	@ Utah State *											
11/29	@ Colorado St *											

STARTING LINEUPS: DEFENSE

Date	Opponent	DE	NT	DT	STUD	WLB	MLB	SLB/N	CB	S	S	CB
8/31	@ Florida St	Hatada	Lui	Moa	Weaver	Whimpey	Noa	Kaniho	Williams	Pierce	Nawahine	Walker
9/6	MARSHALL	Hatada	Lui	Moa	Weaver	Whimpey	Noa	Kaniho	Williams	Jones	Nawahine	Walker
9/14	PORTLAND ST	Hatada	Lui	Moa	Weaver	Whimpey	Noa	Kaniho	Williams	Jones	Nawahine	Walker
9/20	AIR FORCE *	Hatada	Lui	Moa	Weaver	Whimpey	Noa	Buffalo	Williams	Kaniho	Nawahine	Walker
10/5	@ UNLV *	Hatada	Lui	Moa	Weaver	Whimpey	Wickersham	Kaniho	Williams	Jones	Nawahine	Walker
10/12	HAWAII *	Hatada	Lui	Moa	Weaver	Whimpey	Wickersham	Kaniho	Williams	Pierce	Nawahine	Walker
10/19	@ BYU	Hatada	Lui	Moa	Weaver	Whimpey	Wickersham	Kaniho	Williams	Pierce	Nawahine	Walker
11/2	@ San Jose St *	Hatada	Lui	Moa	Weaver	Whimpey	Wickersham	Kaniho	Williams	Pierce	Happle	Walker
11/9	WYOMING *	Lui	Igiehon	Moa	Weaver	Whimpey	Wickersham	Kaniho	Williams	Pierce	Happle	Walker
11/16	NEW MEXICO *											
11/23	@ Utah State *											
11/29	@ Colorado St *											

PARTICIPATION (GAMES PLAYED-STARTS)

Hank Bachmeier	Chase Cord	Chase Hatada	Aisa Kelemete	John Molchon	Cole Ramseyer	Andrew Van Buren
2019 7-7	2018 4-0	2016 9-0	2019 1-0	2016 7-3	2018 1-0	2018 12-0
TOTAL 7-7	2019 8-2	2017 13-0	TOTAL 1-0	2017 14-13	2019 1-0	2019 9-0
Kole Bailey	TOTAL 12-2	2018 10-9	Garrett Larson	2018 13-13	TOTAL 1-0	TOTAL 21-0
2019 1-0	Nick Crabtree	2019 8-8	2016 6-0	2019 8-8	Markel Reed	Joel Velazquez
TOTAL 1-0	2017 4-0	TOTAL 40-17	2017 14-7	TOTAL 42-37	2019 7-0	2017 14-0
John Bates	2018 4-0	Brandon Hawkins	2018 13-13	Kekoa Nawahine	TOTAL 7-0	2018 11-0
2017 14-2	2019 9-0	2019 9-0	2019 9-9	2016 13-1	Connor Riddle	2019 9-0
2018 13-9	TOTAL 17-0	TOTAL 9-0	TOTAL 42-29	2017 14-14	2019 8-0	TOTAL 34-0
2019 9-9	Tyler Crowe	Jaylon Henderson	Tyric LeBeauf	2018 12-12	TOTAL 8-0	Jalen Walker
TOTAL 36-20	2019 1-0	2018 3-0	2019 9-0	2019 8-7	Eric Sachse	2017 12-1
Billy Bowens	TOTAL 1-0	2019 4-0	TOTAL 9-0	TOTAL 47-34	2019 9-0	2018 10-2
2018 3-1	Garrett Curran	TOTAL 7-0	Matt Locher	Ezekiel Noa	TOTAL 9-0	2019 9-9
2019 1-0	2019 7-1	Dylan Herberg	2016 2-0	2018 10-3	D.J. Schramm	TOTAL 31-12
TOTAL 4-1	TOTAL 7-1	2019 8-0	2017 14-0	2019 4-4	2019 4-0	Demetri Washington
Khafari Buffalo	Bruno DeRose	TOTAL 8-0	2018 13-2	TOTAL 14-7	TOTAL 4-0	2018 1-0
2019 9-1	2017 14-0	John Hightower	2019 9-0	John Ojukwu	Khalil Shakir	2019 9-0
TOTAL 9-1	2018 13-1	2018 10-4	TOTAL 38-2	2018 12-7	2018 10-1	TOTAL 10-0
Akilian Butler	2019 9-0	2019 9-8	Sonatane Lui	2019 6-6	2019 9-3	Jabari Watson
2015 10-0	TOTAL 36-1	TOTAL 19-12	2016 13-0	TOTAL 18-13	TOTAL 19-4	2017 4-0
2016 10-0	Marques Evans	George Holani	2017 13-12	DeAndre Pierce	JL Skinner	2018 13-0
2017 2-0	2018 1-0	2019 9-2	2018 10-10	2016 12-1	2019 9-0	2019 6-0
2018 13-3	2019 1-0	TOTAL 9-2	2019 9-9	2017 14-14	TOTAL 9-0	TOTAL 23-0
2019 9-4	TOTAL 1-0	Dallas Holliday	TOTAL 45-31	2018 4-4	A.J. Smith	Curtis Weaver
TOTAL 44-7	Octavius Evans	2019 7-0	Robert Mahone	2019 5-5	2019 1-0	2017 14-2
Michael Callahan	2017 14-1	TOTAL 7-0	2017 13-2	TOTAL 35-24	TOTAL 1-0	2018 13-7
2019 1-0	2018 5-1	Kekaniokoa	2018 13-0	Matt Pistone	Danny Smith	2019 9-9
TOTAL 1-0	2019 9-2	Holomalia-Gonzalez	2019 7-7	2016 6-1	2019 1-0	TOTAL 36-18
Daniel Cantrell	TOTAL 28-4	2018 2-0	TOTAL 33-9	2017 14-0	TOTAL 1-0	Riley Whimpey
2018 13-0	Emmanuel Fesili	2019 3-2	Scott Matlock	2018 11-1	Riley Smith	2017 12-0
2019 9-0	2016 3-0	TOTAL 5-2	2018 2-0	2019 9-5	2019 5-0	2018 9-9
TOTAL 22-0	2017 13-1	Tyneil Hopper	2019 8-0	TOTAL 40-7	TOTAL 5-0	2019 9-9
Ezra Cleveland	2018 9-2	2019 8-0	TOTAL 10-0	Nicholai Pitman	Jake Stetz	TOTAL 30-18
2017 14-14	2019 2-0	TOTAL 8-0	Phillip Mills	2016 1-0	2018 13-0	Sam Whitney
2018 13-13	TOTAL 27-3	Scale Igiehon	2019 2-0	2017 14-0	2019 9-2	2016 5-0
2019 8-8	Keegan Freeborn	2018 11-3	TOTAL 2-0	2018 12-0	TOTAL 22-2	2017 7-5
TOTAL 35-35	2019 1-0	2019 9-1	Chris Mitchell	2019 2-0	CT Thomas	2018 11-0
Stefan Cobbs	TOTAL 1-0	TOTAL 20-4	2018 2-0	TOTAL 27-0	2017 14-0	2019 23-5
2019 5-0	Maclaine Griffin	Tyreque Jones	2019 1-0	Nick Provenzano	2018 13-6	TOTAL 23-5
TOTAL 5-0	2019 5-0	2018 12-5	TOTAL 3-0	2018 1-0	2019 8-2	Benton Wickersham
Damon Cole	TOTAL 5-0	2019 9-3	David Moa	2019 9-0	TOTAL 35-8	2017 14-1
2018 1-0	Jordan Happle	TOTAL 21-8	2015 6-0	TOTAL 10-0	Evan Tyler	2018 13-1
2019 9-0	2017 14-0	Roman Kafentzis	2016 13-13	Eric Quevedo	2016 3-1	2019 9-5
TOTAL 1-0	2018 8-4	2018 8-0	2017 13-11	2016 0-0	2017 0-0	TOTAL 36-7
Garrett	2019 2-2	2019 9-0	2018 1-0	2017 12-11	2018 12-1	Avery Williams
Collingham	TOTAL 24-6	TOTAL 17-0	2019 9-9	2018 10-10	2019 8-0	2017 14-10
2016 13-0	Donte Harrington	Kekaula Kaniho	TOTAL 42-33	2019 9-9	TOTAL 23-2	2018 13-13
2017 9-0	2017 8-0	2017 14-5	2017 14-5	TOTAL 31-30		2019 9-9
2018 11-1	2018 6-3	2018 13-8	2018 13-8			TOTAL 36-32
2019 9-3	2019 9-9	2019 9-9	2019 9-9			
TOTAL 42-4	TOTAL 14-3	TOTAL 36-22				

GAMES PLAYED WHEN RANKED (114-20)

SEASON	OPPONENT	COACH	AP	W/L	SCORE
2002	Louisiana Tech	22	--	W	36-10
2002	Nevada	21	23	W	44-7
2002	Iowa State	15	18	W	34-16
Final Ranking		12	15		
2003	UTEP	23	24	W	51-21
2003	Fresno State	20	20	W	31-17
2003	Nevada	18	18	W	56-3
2003	Hawaii	17	18	W	45-28
2003	TCU	16	18	W	34-31
Final Ranking		15	16		
2004	UTEP	23	23	W	47-31
2004	BYU	21	21	W	28-27
2004	SMU	21	23	W	38-20
2004	Tulsa	18	21	W	45-42
2004	Fresno State	16	19	W	33-16
2004	Hawaii	15	18	W	69-3
2004	San Jose State	13	14	W	56-49
2004	Louisiana Tech	12	13	W	55-14
2004	Nevada	10	10	W	58-21
2004	Louisville	10	10	L	40-44
Final Ranking		13	12		
2005	Georgia	19	18	L	13-48
Final Ranking		-	-		
2006	Hawaii	25	25	W	41-34
2006	Utah	22	22	W	36-3
2006	Louisiana Tech	21	20	W	55-14
2006	New Mexico St.	19	20	W	40-28
2006	Idaho	17	18	W	42-26
2006	Fresno State	14	14	W	45-21
2006	San Jose State	13	14	W	23-20
2006	Utah State	13	13	W	49-10
2006	Nevada	12	12	W	38-7
2006	Oklahoma	9	9	W	43-42 OT
Final Ranking		6	5		
2007	Weber State	23	24	W	56-7
2007	Washington	20	22	L	10-24
2007	San Jose State	22	21	W	42-7
2007	Utah State	19	19	W	52-0
2007	Idaho	15	17	W	58-14
2007	Hawai'i	17	17	L	27-39
2007	East Carolina	22	24	L	38-41
Final Ranking		-	-		
2008	Louisiana Tech	18	17	W	38-3
2008	Southern Miss	16	15	W	24-7
2008	Hawai'i	16	15	W	27-7
2008	San Jose State	13	13	W	33-16
2008	New Mexico St.	11	11	W	49-0
2008	Utah State	10	9	W	49-14
2008	Idaho	9	9	W	49-10
2008	Nevada	9	9	W	41-34
2008	Fresno State	9	9	W	61-10
2008	TCU	9	9	L	16-17
Final Ranking		13	11		
2009	Oregon	16	14	W	19-8
2009	Miami (OH)	11	12	W	48-0
2009	Fresno State	10	10	W	51-34
2009	Bowling Green	8	8	W	49-14
2009	UC Davis	5	5	W	34-16
2009	Tulsa	6	5	W	28-21
2009	Hawai'i	5	6	W	54-9
2009	San Jose State	5	6	W	45-7

2009	Louisiana Tech	5	5	W	45-35	
2009	Idaho	6	6	W	63-25	
2009	Utah State	6	6	W	52-21	
2009	Nevada	6	6	W	44-33	
2009	New Mexico St.	6	6	W	42-7	
2009	TCU	6	6	W	17-10	
Final Ranking		4	4			
SEASON	OPPONENT	USAT	AP	CFP	W/L	SCORE
2010	Virginia Tech	5	3		W	33-30
2010	Wyoming	3	3		W	51-6
2010	Oregon State	3	3		W	37-24
2010	New Mexico St.	3	3		W	59-0
2010	Toledo	4	4		W	57-14
2010	San Jose State	3	3		W	48-0
2010	Louisiana Tech	2	2		W	49-20
2010	Hawai'i	3	2		W	42-7
2010	Idaho	4	4		W	52-14
2010	Fresno State	3	3		W	51-0
2010	Nevada	3	3		L	31-34 OT
2010	Utah State	10	9		W	50-14
2010	Utah	10	10		W	26-3
Final Ranking		7	9			
2011	Georgia	7	5		W	35-21
2011	Toledo	4	4		W	40-15
2011	Tulsa	4	4		W	41-21
2011	Nevada	5	4		W	30-10
2011	Fresno State	6	5		W	57-7
2011	Colorado State	6	5		W	63-13
2011	Air Force	7	5		W	37-26
2011	UNLV	5	5		W	48-21
2011	TCU	5	5		L	35-36
2011	San Diego State	11	10		W	52-35
2011	Wyoming	8	7		W	36-14
2011	New Mexico	8	T9		W	45-0
2011	Arizona State	6	8		W	56-24
Final Ranking		6	8			
2012	Michigan State	22	24		L	13-17
2012	BYU		24		W	7-6
2012	New Mexico		24		W	32-29
2012	Southern Miss	25			W	40-14
2012	Fresno State	22	24		W	20-10
2012	UNLV	22	24		W	32-7
2012	Wyoming	18	21		W	45-14
2012	San Diego State	14	19		L	19-21
2012	Hawai'i	24			W	49-14
2012	Colorado State	22			W	42-14
2012	Nevada	15	25		W	27-21
2012	Washington	15	20		W	28-26
Final Ranking		14	18			
2013	Washington	19	19		L	6-38
Final Ranking		--	--			
2014	Utah State	25	25	23	W	50-19
2014	Fresno State	22	22	22	W	28-14
2014	Arizona	21	21	20	W	38-30
Final Ranking		16	16			
2015	Washington	24	23		W	16-13
2015	BYU	22	20		L	24-35
2015	Colorado State	24	25		W	41-10
2015	Utah State	20	21		L	26-52
Final Ranking		NR	NR			

CONTINUED ON NEXT PAGE

GAMES PLAYED WHEN RANKED (114-20)

2016	Utah State		24		W	21-10
2016	New Mexico	19	19		W	49-21
2016	Colorado State	15	15		W	28-23
2016	BYU	14	14		W	28-27
2016	Wyoming	13	13		L	28-30
2016	San Jose State	24	24		W	45-31
2016	Hawaii	24	24	22	W	52-16
2016	UNLV	23	22	20	W	42-25
2016	Air Force	19	20	19	L	20-27
Final Ranking		NR	NR			
2017	Air Force			25	W	44-19
2017	Fresno State	24	25	23	L	17-28
2017	Oregon	25	25	25	W	38-28
Final Ranking		22	22			
2018	Troy	22	22		W	56-20
2018	Connecticut	19	20		W	62-7
2018	Oklahoma St	17	17		L	21-44
2018	Wyoming	25			W	34-14
2018	San Diego St	24			L	13-19
2018	New Mexico	24	23	25	W	45-14
2018	Utah State	22	21	23	W	33-24
2018	Fresno State	20	19	22	L	16-19 (OT)
2018	Boston College	24	23	25		NO CONTEST
Final Ranking		24	23	25		
2019	Marshall	24	24		W	14-7
2019	Portland State	22	22		W	45-10
2019	Air Force	20	20		W	30-19
2019	UNLV	15	16		W	38-13
2019	Hawaii	14	14		W	59-37
2019	BYU	13	14		L	25-28
2019	San Jose State	21	21		W	52-42
2019	Wyoming	21	21	22	W	20-17 (OT)

NON-SATURDAY GAMES

DATE	OPPONENT	DAY	W/L	SCORE	DATE	OPPONENT	DAY	W/L	SCORE
10/19/01	@ (8) Fresno State	FRI	W	35-30	09/16/11	@ Toledo	FRI	W	40-15
10/18/02	Fresno State	FRI	W	67-21	10/07/11	@ Fresno State	FRI	W	57-7
12/31/02	vs. Iowa State*	TUE	W	34-16	12/22/11	vs. Arizona State*	THUR	W	56-24
10/30/03	@ BYU	THUR	W	50-21	08/31/12	@ Michigan State	FRI	L	13-17
11/21/03	@ Fresno State	FRI	W	31-17	09/20/12	BYU	THUR	W	7-6
12/23/03	vs. (19) TCU*	TUE	W	34-31	09/13/13	Air Force	FRI	W	42-20
09/10/04	Oregon State	FRI	W	53-34	09/20/13	@ Fresno State	FRI	L	40-41
09/24/04	BYU	FRI	W	28-27	10/25/13	@ BYU	FRI	L	20-37
10/29/04	Hawaii	FRI	W	69-3	12/24/13	vs. Oregon State *	TUE	L	23-38
12/31/04	vs. Louisville*	FRI	L	40-44	08/28/14	vs. Ole Miss	THUR	L	13-35
09/21/05	Bowling Green	WED	W	48-20	10/17/14	Fresno State	FRI	W	37-27
11/10/05	@ Fresno State	THUR	L	7-27	10/24/14	BYU	FRI	W	55-30
12/28/05	vs. Boston College*	WED	L	21-27	12/31/14	Arizona *	WED	W	38-30
08/31/06	Sacramento State	THUR	W	45-0	09/04/15	Washington	FRI	W	16-13
09/07/06	Oregon State	THUR	W	42-14	09/18/15	Idaho State	FRI	W	52-0
10/15/06	@ New Mexico State	SUN	W	40-28	09/25/15	@ Virginia	FRI	W	56-14
11/01/06	Fresno State	WED	W	45-21	10/16/15	@ Utah State	FRI	L	26-52
01/01/07	vs. (7) Oklahoma*	MON	W	43-42 (OT)	11/20/15	Air Force	FRI	L	30-37
08/31/07	Weber State	FRI	W	56-7	11/27/15	@ San Jose State	FRI	W	40-23
09/27/07	Southern Miss	THUR	W	38-16	12/23/15	vs. Northern Illinois *	WED	W	55-7
10/07/07	New Mexico State	SUN	W	58-0	10/07/16	@ New Mexico	FRI	W	49-21
10/14/07	Nevada	SUN	W	69-67 (4 OT)	10/20/16	BYU	THUR	W	28-27
10/26/07	@ Fresno State	FRI	W	34-21	11/04/16	San Jose State	FRI	W	45-31
11/23/07	@ (13) Hawaii	FRI	L	27-39	11/18/16	UNLV	FRI	W	42-25
12/23/07	vs. East Carolina*	FRI	L	38-41	11/25/16	@ Air Force	FRI	L	20-27
10/01/08	Louisiana Tech	WED	W	38-3	12/27/16	vs. Baylor *	TUE	L	12-31
10/17/08	Hawaii	FRI	W	27-7	09/14/17	New Mexico	THUR	W	28-14
10/24/08	@ San Jose State	FRI	W	33-16	09/22/17	Virginia	FRI	L	23-42
11/28/08	Fresno State	FRI	W	61-10	10/06/17	BYU	FRI	W	24-7
12/23/08	vs. (11) TCU*	TUE	L	16-17	10/19/18	Colorado State	FRI	W	56-28
09/03/09	(16) Oregon	THUR	W	19-8	11/09/18	Fresno State	FRI	W	24-17
09/18/09	@ Fresno State	FRI	W	51-34	11/16/18	@ New Mexico	FRI	W	45-14
10/14/09	@ Tulsa	WED	W	28-21	12/26/18	Boston College *	WED	NO CONTEST	
11/06/09	@ Louisiana Tech	FRI	W	45-35	09/06/19	Marshall	FRI	W	14-7
11/20/09	@ Utah State	FRI	W	52-21	09/20/19	Air Force	FRI	W	30-19
11/27/09	Nevada	FRI	W	44-33	11/29/19	Colorado State	FRI		
01/04/10	(4) TCU*	MON	W	17-10					
09/06/10	vs. (10) Virginia Tech	MON	W	33-30					
09/26/10	Louisiana Tech	TUE	W	49-20					
11/12/10	@ Idaho	FRI	W	52-14					
11/19/10	Fresno State	FRI	W	51-0					
11/26/10	@ (19) Nevada	FRI	L	31-34 (OT)					
12/22/10	vs. (19) Utah*	WED	W	26-3					

* Bowl Game

Broken Down by Day of the Week:

DAY	REGULAR SEASON	BOWL
Monday	1-0	2-0
Tuesday	1-0	2-3
Wednesday	4-0	3-1
Thursday	8-2	1-0
Friday	35-9	0-2
Sunday	3-0	--
TOTAL	52-11	8-6

ALL-TIME RECORD: 60-17

NATIONALLY TELEVISED GAMES (134-32)

DATE	OPPONENT	LOC	W/L	SCORE	TV	DATE	OPPONENT	LOC	W/L	SCORE	TV
12/30/99	Louisville	H	W	34-31	ESPN	09/06/10	Virginia Tech	N	W	33-30	ESPN
12/28/00	UTEP	H	W	38-23	ESPN	09/18/10	Wyoming	A	W	51-6	CBS CTV
10/19/01	Fresno State	A	W	35-30	ESPN	09/25/10	Oregon State	H	W	37-24	ABC
10/18/02	Fresno State	H	W	67-21	ESPN	10/26/10	Louisiana Tech	H	W	49-20	ESPN2
12/31/02	Iowa State	H	W	34-16	ESPN	11/06/10	Hawaii	H	W	42-7	ESPNU/3D
10/30/03	BYU	A	W	50-12	ESPN	11/12/10	Idaho	A	W	52-14	ESPN2/3D
11/02/03	Fresno State	A	W	31-17	ESPN2	11/19/10	Fresno State	H	W	51-0	ESPN2
12/06/03	Hawaii	A	W	45-28	ESPN2	11/26/10	Nevada	A	L	31-34 (OT)	ESPN
12/23/03	TCU	N	W	34-31	ESPN	12/22/10	Utah	N	W	26-3	ESPN
09/10/04	Oregon State	H	W	53-34	ESPN	09/03/11	Georgia	N	W	35-21	ESPN
09/24/04	BYU	H	W	28-27	ESPN	09/16/11	Toledo	A	W	40-15	ESPN
10/23/04	Fresno State	H	W	33-16	ESPN2	09/24/11	Tulsa	H	W	41-21	CBS SN
10/29/04	Hawaii	H	W	69-3	ESPN2	10/01/11	Nevada	H	W	30-10	VERSUS
11/13/04	San Jose State	A	W	56-49 (2OT)	ESPN2	10/07/11	Fresno State	A	W	57-7	ESPN
11/22/04	Nevada	A	W	58-21	ESPN	10/15/11	Colorado State	A	W	63-13	The Mtn.
12/31/04	Louisville	N	L	41-44	ESPN	10/22/11	Air Force	H	W	37-26	VERSUS
09/03/05	Georgia	A	L	13-48	ESPN	11/05/11	UNLV	A	W	48-21	CBS SN
09/21/05	Bowling Green	H	W	48-20	ESPN2	11/12/11	TCU	H	L	35-36	VERSUS
11/10/05	Fresno State	A	L	7-27	ESPN	11/19/11	San Diego State	A	W	52-35	CBS SN
12/28/05	Boston College	H	L	20-27	ESPN	11/26/11	Wyoming	H	W	36-14	The Mtn.
09/07/06	Oregon State	H	W	42-14	ESPN	12/03/11	New Mexico	H	W	45-0	The Mtn.
10/15/06	New Mexico St.	A	W	40-28	ESPN	12/22/11	Arizona State	N	W	56-24	ESPN
11/01/06	Fresno State	H	W	45-21	ESPN2	08/31/12	Michigan State	A	L	13-17	ESPN
11/25/06	Nevada	A	W	38-7	ESPN2	09/15/12	Miami (Ohio)	H	W	39-12	NBC SN
01/01/07	Oklahoma	N	W	43-42 (OT)	FOX	09/20/12	BYU	H	W	7-6	ESPN
09/27/07	Southern Miss	H	W	38-16	ESPN	10/13/12	Fresno State	H	W	20-10	NBC SN
10/07/07	New Mexico St.	H	W	58-0	ESPN	10/20/12	UNLV	H	W	32-7	NBC SN
10/14/07	Nevada	H	W	69-67 (4OT)	ESPN	10/27/12	Wyoming	A	W	45-14	CBS SN
10/26/07	Fresno State	A	W	34-21	ESPN2	11/03/12	San Diego State	H	L	19-21	CBS SN
11/23/07	Hawaii	A	L	27-39	ESPN2	11/10/12	Hawai'i	A	W	49-14	NBC SN
12/23/07	East Carolina	N	L	38-41	ESPN	11/17/12	Colorado State	H	W	42-14	NBC SN
10/01/08	Louisiana Tech	H	W	38-3	ESPN	12/01/12	Nevada	A	W	27-21	ABC
10/11/08	Southern Miss	A	W	24-7	CBS CTV	12/22/12	Washington	N	W	28-26	ESPN
10/17/08	Hawaii	H	W	27-7	ESPN	08/31/13	Washington	A	L	6-38	FS1
10/24/08	San Jose State	A	W	33-16	ESPN2	09/13/13	Air Force	H	W	42-20	ESPN
11/21/08	Nevada	A	W	41-34	ESPN2	09/20/13	Fresno State	A	L	40-41	ESPN
11/28/08	Fresno State	H	W	61-10	ESPN2	09/28/13	Southern Miss	H	W	60-7	ESPNU
12/23/08	TCU	N	L	16-17	ESPN	10/12/13	Utah State	A	W	34-23	CBS SN
09/03/09	Oregon	H	W	19-8	ESPN	10/19/13	Nevada	H	W	34-17	CBS SN
09/9/09	Fresno State	A	W	51-34	ESPN	10/25/13	BYU	A	L	20-37	ESPN
10/14/09	Tulsa	A	W	28-21	ESPN	11/02/13	Colorado State	A	W	42-30	CBS SN
11/06/09	Louisiana Tech	A	W	45-35	ESPN2	11/16/13	Wyoming	H	W	48-7	ESPN2
11/14/09	Idaho	H	W	63-25	ESPNU	11/23/13	San Diego State	A	L	31-34 (OT)	CBS SN
11/20/09	Utah State	A	W	52-21	ESPN2	11/30/13	New Mexico	H	W	45-17	ESPN2
11/27/09	Nevada	A	W	44-33	ESPN2	12/24/13	Oregon State	N	L	23-38	ESPN
01/04/10	TCU	N	W	17-10	FOX						

CONTINUED ON NEXT PAGE

NATIONALLY TELEVISED GAMES (134-32)

DATE	OPPONENT	LOC	W/L	SCORE	TV	DATE	OPPONENT	LOC	W/L	SCORE	TV
08/28/14	Ole Miss	N	L	13-35	ESPN	09/01/18	Troy	A	W	56-20	ESPNEWS
09/06/14	Colorado State	H	W	37-24	ESPN2	09/08/18	Connecticut	H	W	62-7	ESPNU
09/13/14	Connecticut	A	W	38-21	ABC/ESPN2	09/15/18	Oklahoma St	A	L	21-44	ESPN
09/20/14	Louisiana	H	W	34-9	CBS SN	09/29/18	Wyoming	A	W	34-14	CBS SN
09/27/14	Air Force	A	L	14-28	CBS SN	10/06/18	San Diego St	H	L	13-19	ESPNU
10/04/14	Nevada	A	W	51-46	CBS SN	10/13/18	Nevada	A	W	31-27	CBS SN
10/17/14	Fresno State	H	W	37-27	ESPN	10/19/18	Colorado St	H	W	56-28	ESPN2
10/24/14	BYU	H	W	55-30	ESPN	10/27/18	Air Force	A	W	48-38	CBS SN
11/08/14	New Mexico	A	W	60-49	CBS SN	11/03/18	BYU	H	W	21-16	ESPN2
11/15/14	San Diego State	H	W	38-29	ESPNU	11/09/18	Fresno St	H	W	24-17	ESPN2
11/22/14	Wyoming	A	W	63-14	ESPN2	11/16/18	New Mexico	A	W	45-14	CBS SN
11/29/14	Utah State	H	W	50-19	ESPN2	11/24/18	Utah State	H	W	33-24	ESPN
12/06/14	Fresno State	H	W	28-14	CBS	12/01/18	Fresno State	H	L	16-19 (OT)	ESPN
12/31/14	Arizona	N	W	38-30	ESPN	12/26/18	Boston Coll	N	NO CONTEST	ESPN	
09/04/15	Washington	H	W	16-13	ESPN	08/31/19	Florida St	A	W	36-31	ESPNEWS
09/12/15	BYU	A	L	24-35	ESPN2	09/06/19	Marshall	H	W	14-7	ESPN2
9/18/15	Idaho State	H	W	52-0	CBS SN	09/14/19	Portland St	H	W	45-10	ESPN2
9/25/15	Virginia	A	W	56-12	ESPN	09/20/19	Air Force	H	W	30-19	ESPN2
10/03/15	Hawai'i	H	W	55-0	ESPN2	10/05/19	UNLV	A	W	38-13	CBS SN
10/10/15	Colorado State	A	W	41-10	CBS SN	10/12/19	Hawai'i	H	W	59-37	ESPN2
10/16/15	Utah State	A	L	26-52	CBS SN	10/19/19	BYU	A	L	25-28	ESPN2
10/24/15	Wyoming	H	W	34-14	ESPN2	11/02/19	San Jose St	A	W	52-42	CBS SN
10/31/15	UNLV	A	W	55-27	ESPNU	11/09/19	Wyoming	H	W	20-17 (OT)	ESPN
11/14/15	New Mexico	H	L	24-31	ESPNU	11/16/19	New Mexico	H			ESPN2
11/20/15	Air Force	H	L	30-37	ESPN2	11/23/19	Utah State	A			CBS SN
11/27/15	San Jose State	A	W	40-27	CBS SN	11/29/19	Colorado St	A			CBS SN
12/23/15	N. Illinois	N	W	55-7	ESPN						
09/03/16	Louisiana	A	W	45-10	ASN						
09/10/16	Washington St.	H	W	31-28	ESPN2						
09/24/16	Oregon State	A	W	38-24	FS1						
10/01/16	Utah State	H	W	21-10	ESPN2						
10/07/16	New Mexico	A	W	49-21	CBS SN						
10/15/16	Colorado State	H	W	28-23	ESPN2						
10/20/16	BYU	H	W	28-27	ESPN						
10/29/16	Wyoming	A	L	28-30	CBS SN						
11/04/16	San Jose State	H	W	45-31	ESPN2						
11/12/16	Hawaii	A	W	52-16	CBS SN						
11/18/16	UNLV	H	W	42-25	ESPN2						
11/25/16	Air Force	A	L	20-27	CBS SN						
12/27/16	Baylor	N	L	12-31	ESPN						
09/02/17	Troy	H	W	24-13	ESPNU						
09/09/17	Washington St.	A	L	44-47 (3OT)	ESPN						
09/14/17	New Mexico	H	W	28-14	ESPN						
09/22/17	Virginia	H	L	23-42	ESPN2						
10/06/17	BYU	A	W	24-7	ESPN						
10/14/17	San Diego State	A	W	31-14	CBS SN						
10/21/17	Wyoming	H	W	24-14	ESPN2						
10/28/17	Utah State	A	W	41-14	CBS SN						
11/04/17	Nevada	H	W	41-14	ESPNU						
11/11/17	Colorado St	A	W	59-52 (OT)	CBS SN						
11/18/17	Air Force	H	W	44-19	ESPN2						
11/25/17	Fresno St	A	L	17-28	CBS SN						
12/02/17	Fresno St	H	W	17-14	ESPN						
12/16/17	Oregon	N	W	38-28	ABC						

BLOCKED KICKS

The following is a breakdown of blocked kicks since 1990:

SEASON	PAT	FG	PUNT	TOTAL
1990	2	5	5	12
1991	0	2	1	3
1992	0	0	2	2
1993	3	3	1	7
1994	2	2	0	4
1995	1	1	0	2
1996	0	1	1	2
1997	0	2	1	3
1998	0	0	0	0
1999	0	2	3	5
2000	0	0	3	3
2001	0	0	1	1
2002	0	1	4	5
2003	0	1	4	5
2004	1	1	2	4
2005	1	1	1	3
2006	0	2	0	2
2007	3	4	4	11
2008	0	2	2	4
2009	0	0	1	1
2010	0	2	2	4
2011	3	0	4	7
2012	0	1	0	1
2013	0	3	0	3
2014	0	2	1	3
2015	0	1	1	2
2016	0	2	1	3
2017	0	0	1	1
2018	0	1	1	2
2019	1	0	1	2

RANKED OPPONENTS

The following is a list of ranked opponents the Broncos have faced since joining the Football Bowl Subdivision in 1996:

SEASON	OPPONENT	BSU	LOC	W/L	RES
1996	(5) Arizona State		A	L	7-56
1997	(15) Washington State		A	L	0-58
1999	(17) UCLA		A	L	7-38
2001	(21) South Carolina		A	L	13-32
2001	(8) Fresno State		A	W	35-30
2003	(19) TCU	(18)	A	W	34-31
2004	(8) Louisville		N	L	40-44
2005	(13) Georgia	(18)	A	L	13-48
2005	(20) Fresno State		A	L	7-27
2005	(19) Boston College		H	L	21-27
2006 ('07)	(7) Oklahoma	(9)	N	W	43-42 (OT)
2007	(13) Hawaii	(17)	A	L	29-39
2008	(12) Oregon		A	W	37-32
2008	(11) TCU	(9)	N	L	16-17
2009	(16) Oregon	(14)	H	W	19-8
2009 ('10)	(4) TCU	(6)	N	W	17-10
2010	(10) Virginia Tech	(3)	N	W	33-30
2010	(24) Oregon State	(3)	H	W	37-24
2010	(19) Nevada	(4)	A	L	31-34 (OT)
2010	(20) Utah	(10)	N	W	26-3
2011	(19) Georgia	(5)	N	W	35-21
2011	(24) TCU	(5)	H	L	35-36
2012	(13) Michigan State	(24)	A	L	13-17
2013	(25) Fresno State		A	L	40-41
2014	(18) Ole Miss		N	L	13-35
2014	(10) Arizona	(20)	N	W	38-30
2017	(20) Washington State		A	L	44-47 (3OT)
2017	(18) San Diego State		A	W	31-14
2017	(25) Fresno State		H	W	17-14
2018	(19) Oklahoma St	(17)	A	L	21-44
2018	(16) Fresno State		H	W	24-17
2018	(14) Utah State	(21)	H	W	33-24
2018	(23) Fresno State	(19)	H	L	16-19 (OT)

ALL-TIME RECORD: 15-18

OVERTIME GAMES

YEAR	OPPONENT	LOC	W/L	SCORE	# OT
1988	N. Arizona	A	W	24-21	1
1990	Nevada	A	L	52-59	3
1997	Idaho	A	W	30-23	1
1998	Idaho	H	L	35-36	1
2004	San Jose State	A	W	56-49	2
2006	Oklahoma	N	W	43-42	1
2007	Nevada	H	W	69-67	4
2010	Nevada	A	L	31-34	1
2013	San Diego State	A	L	31-34	1
2017	Washington State	A	L	44-47	3
2017	Colorado State	A	W	59-52	1
2018	Fresno State	H	L	16-19	1
2019	Wyoming	H	W	20-17	1

ALL-TIME RECORD: 7-6

THE LAST TIME (INDIVIDUAL)

TOTAL OFFENSE

Yards	
500+	Kellen Moore (507) Nov. 6, 2010; Hawai'i
400+	Brett Rypien (427) Oct. 20, 2016; BYU
300+	Hank Bachmeier (308) Oct. 5, 2019; UNLV

PASSING

Yards	
500+	Brett Rypien (503) Nov. 14, 2015; New Mexico
400+	Hank Bachmeier (407) Aug. 31, 2019; Florida State
300+	Hank Bachmeier (407) Aug. 31, 2019; Florida State
300+ Passing at Halftime	
.....	Brett Rypien (317; 16-24) Oct. 20, 2016; BYU

Attempts

60+	Brett Rypien (75) Nov. 14, 2015; New Mexico
50+	Hank Bachmeier (51) Aug. 31, 2019; Florida State
40+	Hank Bachmeier (51) Aug. 31, 2019; Florida State
30+	Chase Cord (30) Nov. 9, 2019; Wyoming

Completions

40+	Brett Rypien (40) Nov. 14, 2015; New Mexico
30+	Hank Bachmeier (30) Aug. 31, 2019; Florida State
20+	Hank Bachmeier (22) Sept. 6, 2019; Marshall

Pass Percentage (Min. 15 Attempts)

.800+	Brett Rypien (.828/22-29) Nov. 9, 2018; Fresno State
.700+	Hank Bachmeier (.765/13-17) Nov. 2, 2019; San Jose State
.600+	Hank Bachmeier (.765/13-17) Nov. 2, 2019; San Jose State

Touchdown Passes

6+	Jim McMillan (6) Nov. 16, 1974; Montana
5+	Brett Rypien (5) Oct. 27, 2018; Air Force
4+	Brett Rypien (5) Oct. 27, 2018; Air Force
3+	Chase Cord (3) Oct. 12, 2019; Hawai'i

Passes Had Intercepted

5+	Mike Virden (6) Oct. 28, 1989; Montana
4+	Grant Hedrick (4) Sept. 27, 2014; Air Force
3+	Brett Rypien (3) Oct. 13, 2018; Nevada

RUSHING

Yards	
250+	Eron Hurley (254) Nov. 21, 1998; Idaho
200+	Alexander Mattison (200) Dec. 1, 2018; Fresno State
150+	Alexander Mattison (200) Dec. 1, 2018; Fresno State
100+	George Holani (126) Nov. 2, 2019; San Jose State

100 Yards by Halftime

.....	Jeremy McNichols (147) Nov. 12, 2016; Hawai'i
-------	--------------------------------------------------

Multiple Players with 100+

.....	Jeremy McNichols (158) / Alexander Mattison (100) Nov. 4, 2016; San Jose State
-------	--------------------------------------------------------------------------------------

Attempts

35+	Alexander Mattison (40) Dec. 1, 2018; Fresno State
30+	Alexander Mattison (40) Dec. 1, 2018; Fresno State
25+	George Holani (28) Nov. 2, 2019; San Jose State
20+	George Holani (28) Nov. 2, 2019; San Jose State

Yards Per Carry (Min. 10 Attempts)

10.0+	Alexander Mattison (11-115; 10.5) Sept. 8, 2018; Connecticut
8.0+	Alexander Mattison (11-115; 10.5) Sept. 8, 2018; Connecticut
6.0+	Alexander Mattison (20-145; 7.2) Nov. 16, 2018; New Mexico

Touchdowns

5+	Jay Ajayi (5) Nov. 29, 2014; Utah State
4+	George Holani (4) Nov. 2, 2019; San Jose State
3+	George Holani (4) Nov. 2, 2019; San Jose State

Longest Run From Scrimmage

80+	John Hightower (88) Oct. 13, 2018; Nevada
70+	John Hightower (88) Oct. 13, 2018; Nevada
60+	John Hightower (88) Oct. 13, 2018; Nevada
50+	Alexander Mattison (59) Nov. 24, 2018; Utah State
40+	George Holani (40) Oct. 12, 2019; Hawai'i

RECEIVING

Receptions

15+	Thomas Sperbeck (20) Nov. 14, 2015; New Mexico
10+	Cedrick Wilson (10) Dec. 16, 2017; Oregon
8+	Khalil Shakir (8) Aug. 31, 2019; Florida State
5+	Khalil Shakir (7) / George Holani (5) Nov. 9, 2019; Wyoming

10 Receptions at Halftime

.....	Shane Williams-Rhodes (10) Nov. 16, 2013; Wyoming
-------	------------------------------------------------------

Yards

250+	Thomas Sperbeck (281) Nov. 14, 2015; New Mexico
200+	Cedrick Wilson (221) Dec. 16, 2017; Oregon
150+	John Hightower (182) Oct. 27, 2018; Air Force
100+	John Hightower (129) Nov. 2, 2019; San Jose State

100+ Receiving at Halftime

.....	John Hightower (107, 4 Rec., 0 TD) Nov. 2, 2019; San Jose State
-------	--------------------------------------------------------------------

Multiple Receivers w/ 10-plus Rec

.....	Shane Williams-Rhodes (14) / Jay Ajayi (12) Aug. 28, 2014; Ole Miss
-------	---------------------------------------------------------------------------

Multiple 100-yard Receivers

.....	Khalil Shakir (7-111) / John Hightower (4-105) Oct. 5, 2019; UNLV
-------	-------------------------------------------------------------------------

Yards Per Catch (Min. Five Rec.)

40.0+	Al Marshall (40.8/5-204) Nov. 4, 1972; Portland State
30.0+	Thomas Sperbeck (35.6/5-178) Oct. 10, 2015; Colorado State
20.0+	John Hightower (25.8/5-129) Nov. 2, 2019; San Jose State

THE LAST TIME (INDIVIDUAL)

Touchdowns

4+	Austin Pettis (4)
.....	Nov. 14, 2009; Idaho
3+	Sean Modster (3)
.....	Nov. 16, 2018; New Mexico
2+	John Hightower (2) /
.....	George Holani (2)
.....	Oct. 12, 2019; Hawai'i

Longest Reception

90+	Lawrence Bady (98)
.....	Oct. 18, 2003; SMU
80+	A.J. Richardson (87)
.....	Nov. 18, 2017; Air Force
70+	John Hightower (76)
.....	Oct. 5, 2019; UNLV
60+	John Hightower (76)
.....	Oct. 5, 2019; UNLV
50+	John Hightower (76)
.....	Oct. 5, 2019; UNLV

MISC.

100+ Yard Rush/Receiving

.....	Jeremy McNichols
.....	140 rushing/109 receiving
.....	Oct. 20, 2016; BYU

Threw and Caught a TD Pass

.....	Thomas Sperbeck
.....	(11-yd passes/12-yd catch)
.....	Oct. 15, 2016; Colorado State

Fumble Recovered for a TD

.....	Desmond Williams (9 yards)
.....	Nov. 16, 2018; New Mexico

Multiple Players Threw for TDs

4+	Kellen Moore (2) /
.....	Tanyon Bissell (1) /
.....	Mike Coughlin (1) / Vinny Perretta (1)
.....	Nov. 8, 2008; Utah State
3+	Chase Cord (3) /
.....	Hank Bachmeier (1) /
.....	Jaylon Henderson (1)
.....	Oct. 12, 2019; Hawai'i
2+	Chase Cord (3) /
.....	Hank Bachmeier (1) /
.....	Jaylon Henderson (1)
.....	Oct. 12, 2019; Hawai'i

2-Point Conversion

.....	Chase Cord Pass
.....	to Garrett Collingham
.....	Oct. 19, 2019; BYU

DEFENSE

Interceptions

4+	Steve Forrey (4)
.....	1968; Idaho State
3+	Brandyn Thompson (3)
.....	Oct. 17, 2008; Hawai'i
2+	Donte Deayon (2)
.....	Sept. 12, 2015; BYU

Interception Return for a TD

.....	Tyler Horton (99 yards)
.....	Oct. 13, 2018; Nevada

Total Tackles

25+	Scott Russell (28)
.....	Sept. 17, 1988; Northern Arizona
20+	Scott Russell (28)
.....	Sept. 17, 1988; Northern Arizona
15+	Sonatane Lui (16)
.....	Sept. 20, 2019; Air Force
12+	Riley Whippey (12)
.....	Nov. 9, 2019; Wyoming

Solo Tackles

10+	Leighton Vander Esch (10)
.....	Dec. 16, 2017; Oregon

Sacks

4+	Curtis Weaver (4.0)
.....	Sept. 14, 2019; Portland State
3+	Curtis Weaver (3.0)
.....	Oct. 5, 2019; UNLV
2+	Curtis Weaver (2.0)
.....	Nov. 9, 2019; Wyoming

Tackles For Loss

4+	Curtis Weaver (4.0)
.....	Sept. 14, 2019; Portland State
3+	Curtis Weaver (3.0)
.....	Oct. 5, 2019; UNLV

SPECIAL TEAMS

Kickoff Returns

7+	Jeremy McNichols (7)
.....	Nov. 15, 2014; San Diego State
6+	Jeremy McNichols (7)
.....	Nov. 15, 2014; San Diego State
5+	John Hightower (5)
.....	Oct. 19, 2019; BYU

Longest Kickoff Return

90+	John Hightower (98)
.....	Sept. 14, 2019; Portland State
80+	John Hightower (98)
.....	Sept. 14, 2019; Portland State
70+	John Hightower (98)
.....	Sept. 14, 2019; Portland State
60+	John Hightower (98)
.....	Sept. 14, 2019; Portland State
50+	John Hightower (98)
.....	Sept. 14, 2019; Portland State

Kickoff Return for a TD

.....	John Hightower (98)
.....	Sept. 14, 2019; Portland State

Punt Returns

9+	Rick Woods (9)
.....	Oct. 20, 1979; Idaho State
7+	Quinton Jones (7)
.....	Dec. 28, 2005; Boston College
6+	Kyle Wilson (6)
.....	Nov. 21, 2008; Nevada

Punt Return Yardage

150+	Quinton Jones (151)
.....	Dec. 28, 2005; Boston College
100+	Avery Williams (124)
.....	Sept. 2, 2017; Troy

Longest Punt Return

90+	Kyle Wilson (90)
.....	Nov. 28, 2008; Fresno State
80+	Avery Williams (81)
.....	Sept. 2, 2017; Troy
70+	Kekaula Kaniho (74)
.....	Oct. 19, 2018; Colorado State
60+	Avery Williams (66)
.....	Nov. 2, 2019; San Jose State
50+	Avery Williams (66)
.....	Nov. 2, 2019; San Jose State

Punt Return for a TD

.....	Avery Williams (66)
.....	Nov. 2, 2019; San Jose State

Punts

10+	Danny Weeks (11)
.....	Oct. 26, 1991; Nevada
8+	Joel Velazquez (8)
.....	Oct. 5, 2019; UNLV
6+	Joel Velazquez (6)
.....	Nov. 9, 2019; Wyoming

Punt Average (Min. Five Punts)

50.0+	Trevor Harman (53.2/5-266)
.....	Nov. 12, 2010; Idaho
48.0+	Sean Wale (49.0/6-294)
.....	Nov. 25, 2016; Air Force
46.0+	Sean Wale (49.0/6-294)
.....	Nov. 25, 2016; Air Force

Field Goals

5+	Eric Sachse (5)
.....	Aug. 31, 2019; Florida State
4+	Eric Sachse (5)
.....	Aug. 31, 2019; Florida State
3+	Eric Sachse (5)
.....	Aug. 31, 2019; Florida State

Long Field Goals

55+	Roberto Moran (56)
.....	Sept. 14, 1985; UC Davis
50+	Joel Velazquez (52)
.....	Oct. 5, 2019; UNLV
45+	Joel Velazquez (52)
.....	Oct. 5, 2019; UNLV

Points After Touchdown

10+	Anthony Montgomery (10)
.....	Nov. 19, 2005; Idaho
9+	Dan Goodale (9)
.....	Sept. 7, 2013; UT Martin
8+	Eric Sachse (8)
.....	Oct. 12, 2019; Hawai'i
7+	Eric Sachse (7)
.....	Nov. 2, 2019; San Jose State

THE LAST TIME (TEAM)

OFFENSE – TEAM

Yards of Total Offense

700+	Connecticut (818)
.....	Sept. 8, 2018
600+	Florida State (621)
.....	Aug. 31, 2019
500+	Hawai'i (518)
.....	Oct. 12, 2019

Fewest Yards of Total Offense

100-	Fresno State (69)
.....	Sept. 17, 1977
200-	Montana (191)
.....	Oct. 12, 1991
300-	Wyoming (285)
.....	Nov. 9, 2019

Passing Yards

500+	New Mexico (503)
.....	Nov. 14, 2015
400+	Florida State (407)
.....	Aug. 31, 2019
300+	Hawai'i (315)
.....	Oct. 12, 2019

Fewest Passing Yards

50-	Northern Arizona (49)
.....	Nov. 11, 1978
100-	North Texas (78)
.....	Oct. 18, 1997
150-	Fresno State (125)
.....	Dec. 1, 2018

Passing Touchdowns

6+	Idaho (6)
.....	Nov. 14, 2009
5+	Hawai'i (5)
.....	Oct. 12, 2019
4+	Hawai'i (5)
.....	Oct. 12, 2019

Rushing Yards

500+	Montana (531)
.....	Oct. 27, 1973
400+	Connecticut (400)
.....	Sept. 8, 2018
300+	Connecticut (400)
.....	Sept. 8, 2018

Fewest Rushing Yards

0-	Northern Arizona (-11)
.....	Oct. 9, 1993
50-	Oklahoma State (34)
.....	Sept. 15, 2018
100-	Wyoming (91)
.....	Nov. 9, 2019

Rushing Touchdowns

8+	San Jose State (8)
.....	Nov. 13, 2004
7+	Weber State (7)
.....	Aug. 30, 2007
6+	San Jose State (6)
.....	Nov. 2, 2019
5+	San Jose State (6)
.....	Nov. 2, 2019

Points Scored

70+	Idaho (70)
.....	Nov. 19, 2005
60+	Connecticut (62)
.....	Sept. 8, 2018
50+	San Jose State (52)
.....	Nov. 2, 2019
40+	San Jose State (52)
.....	Nov. 2, 2019

Fewest Points Scored

0	Washington State (0)
.....	Sept. 27, 1997
7-	Washington (6)
.....	Aug. 31, 2013
14-	Marshall (14)
.....	Sept. 6, 2019

Scoring Differential (+)

50+	Connecticut (62-7; +55)
.....	Sept. 8, 2018
40+	Connecticut (62-7; +55)
.....	Sept. 8, 2018
30+	Portland State (45-10; +35)
.....	Sept. 14, 2019
20+	UNLV (38-13; +25)
.....	Oct. 4, 2019

DEFENSE – TEAM

Fumbles Recovered

6+	Northeastern Louisiana (6)
.....	Nov. 15, 1986
5+	Eastern Washington (5)
.....	Oct. 14, 2000

Interceptions

7+	Cal Poly (7)
.....	Nov. 17, 1979
6+	Northern Iowa (6)
.....	Nov. 24, 1990
5+	Idaho (5)
.....	Nov. 14, 2009
4+	Virginia (4)
.....	Sept. 25, 2015
3+	Nevada (3)
.....	Nov. 4, 2017

Fewest Yards Allowed

50-	Northern Illinois (33)
.....	Dec. 23, 2015
100-	Northern Illinois (33)
.....	Dec. 23, 2015
150-	Northern Illinois (33)
.....	Dec. 23, 2015

Most Total Yards Allowed

600+	Air Force (607)
.....	Nov. 20, 2015
500+	Colorado State (570)
.....	Nov. 11, 2017
400+	San Jose State (497)
.....	Nov. 2, 2019

Fewest Passing Yards Allowed

0-	Northern Arizona (-4)
.....	Oct. 25, 1975
50-	Air Force (45)
.....	Nov. 25, 2016
100-	Marshall (56)
.....	Sept. 6, 2019

Most Passing Yards Allowed

600+	Louisiana Tech (602)
.....	Oct. 3, 1998
500+	New Mexico State (526)
.....	Oct. 15, 2006
400+	San Jose State (438)
.....	Nov. 2, 2019

Fewest Rushing Yards Allowed

0-	Northern Illinois (-5)
.....	Dec. 23, 2015
50-	Oregon (47)
.....	Dec. 16, 2017
100-	San Jose State (59)
.....	Nov. 2, 2019

Most Rushing Yards Allowed

400+	New Mexico (505)
.....	Nov. 8, 2014
300+	Air Force (314)
.....	Nov. 25, 2016
200+	Air Force (242)
.....	Sept. 20, 2019

Fewest Points Allowed

0-	Hawai'i (0)
.....	Oct. 3, 2015
3-	Hawai'i (0)
.....	Oct. 3, 2015
7-	Marshall (7)
.....	Sept. 6, 2019

Most Points Allowed

60+	Nevada (67)
.....	Oct. 14, 2007
50+	Colorado State (52)
.....	Nov. 11, 2017
40+	San Jose State (42)
.....	Nov. 2, 2019

GAME-BY-GAME SUMMARIES

GAME ONE

Boise State @
Florida State
Aug 31., 2019
Doak S. Campbell Stadium
Tallahassee, Fla.

TALLAHASSEE Fla. -- Freshman Hank Bachmeier threw for 407 yards and a touchdown and Boise State rallied from an 18-point deficit to win 36-31 at Florida State. The Boise State's defense held Florida State to 68 yards and four first downs in the second half and the Broncos outscored the host Seminoles 17-0 after intermission. The game was originally scheduled for Jacksonville, Fla., but was moved due to the threat of Hurricane Dorian.

SCORE BY QUARTER	1	2	3	4	F
Boise State	6	13	7	10	36
Florida State	21	10	0	0	31

SCORING SUMMARY

FIRST QUARTER

12:28	FSU	Akers 38-yd run (Aguyao kick)	4 plays, 47 yds TOP: 0:43
7:49	BSU	Sachse 36-yd field goal	14 plays, 56 yds TOP: 4:39
7:42	FSU	Terry 75-yd pass from Blackman (Aguyao kick)	1 play, 75 yds TOP: 0:07
3:47	BSU	Sachse 36-yd field goal	11 plays, 56 yds TOP: 3:55
1:05	FSU	Nabers 5-yd pass from Blackman (Aguyao kick)	10 plays, 76 yds TOP: 2:35

SECOND QUARTER

10:53	FSU	Aguyao 46-yd field goal	9 plays, 61 yds TOP: 3:21
4:34	BSU	Mahone 1-yd run (Sachse kick)	7 plays, 40 yds TOP: 3:08
4:07	FSU	Helton 58-yd pass from Blackman (Aguyao kick)	2 plays, 75 yds TOP: 0:27
2:51	BSU	Sachse 41-yd field goal	8 plays, 51 yds TOP: 1:16
0:00	BSU	Sachse 26-yd field goal	9 plays, 50 yds TOP: 1:53

THIRD QUARTER

2:50	BSU	Shakir 11-yd pass from Bachmeier (Sachse kick)	7 plays, 69 yds TOP: 1:52
------	-----	------------------------------------------------	---------------------------

FOURTH QUARTER

12:44	BSU	Mahone 1-yd run (Sachse kick)	11 plays, 60 yds TOP: 4:09
7:27	BSU	Sachse 30-yd field goal	8 plays, 63 yds TOP: 3:41

TEAM STATISTICS

	BOISE STATE	FLORIDA STATE
First Downs	38	19
Net Yards Rushing	214	99
Net Yards Passing	407	327
Completions-Attempts-Int.	30-51-1	23-34-0
Total Offense (plays-yards)	108-621 (5.8)	62-426 (6.9)
Fumbles: Number-Lost	5-2	4-2
Penalties: Number-Yards	6-35	5-44
Punts-Yards	4-156 (39.0)	7-308 (44.0)
Kickoff returns-Yds-TD	1-20-0 (20.0)	1-17-0 (17.0)
Punt returns-Yards-TD	4-(-3)-0 (-3.0)	1-22-0 (22.0)
Interceptions-Yds-TD	0-0-0	1-4-0
Time of Possession	40:03	19:57
Third-Down Conversions	10-of-19	1-of-12
Fourth-Down Conversions	0-of-0	1-of-2
Red-Zone Scores-Chances	8-for-8	2-for-2
Sacks By: Number-Yards	4-30	6-37

INDIVIDUAL STATISTICS

Boise State
Rushing (Rushes-Yards-TDs): Mahone (24-142-2), Holani (14-70-0), Van Buren (5-19-0), Hightower (2-7-0), Cord (1-(-2)-0), Butler (1-(-3)-0), Team (3-(-6)-0), Bachmeier (7-(-13)-0)
Passing (Comp.-Att.-TD-Int.-Yards): Bachmeier (30-51-1-1-407)
Receiving (Receptions-Yards-TDs): Shakir (8-78-1), Thomas (5-103-0), Butler (5-58-0), Bates (3-51-0), Holani (2-33-0), Evans (2-25-0), Hightower (2-25-0), Van Buren (2-7-0), Mahone (1-27-0)
Interceptions: None
Sacks: Hatada (1.0), Kaniho (1.0), Lui (1.0), Weaver (1.0)

Florida State
Rushing (Rushes-Yards-TDs): Akers (5-116-1), Helton (1-14-0), Matthews (1-10-0), Laborn (3-8-0), Team (1-(-24)-0), Blackman (3-(-25)-0)
Passing (Comp.-Att.-TD-Int.-Yards): Blackman (23-33-3-0-327), Akders (0-1-0-0-0)
Receiving (Receptions-Yards-TDs): Terry (4-99-1), Gavin (4-39-0), Matthes (4-19-0), Wilson (3-26-0), Thompson (2-50-0), Akers (2-12-0), Helton (1-58-1), McDonald (1-11-0), McKitty (1-8-0), Nabers (1-5-1)
Interceptions: Bolden (1)
Sacks: Becker (2.0), Kaindhoven (1.0), McRae (1.0), Warner (1.0), Wilson (1.0)

GAME TWO

Marshall @
Boise State
Sept. 6, 2019
Albertsons Stadium • Boise, Idaho
Att.: 31,951 • TV: ESPN2

BOISE, Idaho -- Freshman Hank Bachmeier's 47-yard touchdown pass to senior John Hightower in the third quarter proved to be the difference in Boise State's 14-7 victory Marshall in the Broncos' home opener.

The winning score was Hightower's seventh of 40-plus yards in 12-career games.

Bachmeier threw for 282 yards and the one score and ran for 33 yards and a touchdown. Fellow-freshman George Holani gained 103 yards on the ground.

For the second-straight week, Boise State's defense shut out its opponent in the second half. The Broncos limited Marshall to zero yards on 14 plays after halftime forcing four punts and stopping a fifth drive on a Kekoa Nawahine interception. For the second-consecutive game, Khalil Shakir led the receiving corps, catching five passes for a team-high 95 yards. Tight end John Bates recorded career highs in receptions (five) and receiving yards (63).

SCORE BY QUARTER	1	2	3	4	F
Marshall	7	0	0	0	7
Boise State	0	7	7	0	14

SCORING SUMMARY

FIRST QUARTER

1:02	MAR	Knox 13-yd run (Rohrwasser kick)	5 plays, 68 yds TOP: 1:55
------	-----	----------------------------------	---------------------------

SECOND QUARTER

0:10	BSU	Bachmeier 1-yd run (Sachse kick)	9 plays, 88 yds TOP: 3:43
------	-----	----------------------------------	---------------------------

THIRD QUARTER

13:27	BSU	Hightower 47-yd pass from Bachmeier (Sachse kick)	4 plays, 72 yds TOP: 1:26
-------	-----	---------------------------------------------------	---------------------------

FOURTH QUARTER

None

TEAM STATISTICS

	MARSHALL	BOISE STATE
First Downs	9	22
Net Yards Rushing	116	155
Net Yards Passing	56	282
Completions-Attempts-Int.	10-18-1	22-34-1
Total Offense (plays-yards)	43-172 (4.0)	81-437 (5.4)
Fumbles: Number-Lost	1-1	3-1
Penalties: Number-Yards	6-45	3-36
Punts-Yards	7-276 (39.4)	3-109 (36.3)
Kickoff returns-Yds-TD	2-29-0 (14.5)	2-66-0 (33.0)
Punt returns-Yards-TD	0-0-0 (0.0)	2-0-0 (0.0)
Interceptions-Yds-TD	1-5-0	1-0-0
Time of Possession	20:48	39:12
Third-Down Conversions	2-of-9	10-of-17
Fourth-Down Conversions	0-of-0	0-of-2
Red-Zone Scores-Chances	1-for-1	1-for-4
Sacks By: Number-Yards	2-10	3-14

INDIVIDUAL STATISTICS

Marshall
Rushing (Rushes-Yards-TDs): Knox (10-71-1), King (5-16-0), Johnson (2-16-0), Gaines (2-14-0), Green (5-0-0), Team (1-(-1)-0)
Passing (Comp.-Att.-TD-Int.-Yards): Green (10-17-0-1-56), Gaines (0-1-0-0-0)
Receiving (Receptions-Yards-TDs): Gaines (3-26-0), Henry (2-13-0), King (2-4-0), Johnson (1-7-0), Miller (1-3-0), Keaton (1-3-0)
Interceptions: Cobb (1)
Sacks: Couch (1.0), Silva (1.0)

Boise State
Rushing (Rushes-Yards-TDs): Holani (22-103-0), Bachmeier (7-26-1), Van Buren (5-18-0), Mahone (7-14-0), Shakir (1-3-0), Collingham (1-2-0), Hightower (1-1-0), Team (3-(-12)-0)
Passing (Comp.-Att.-TD-Int.-Yards): Bachmeier (22-34-1-1-282)
Receiving (Receptions-Yards-TDs): Shakir (5-95-0), Bates (5-63-0), Evans (4-27-0), Collingham (2-46-0), Hightower (2-46-0), Butler (2-8-0), Mahone (1-3-0), Holani (1-(-6)-0)
Interceptions: Nawahine (1)
Sacks: Moa (1.0), Weaver (1.0), Lui (0.5), Washington (0.5)

GAME-BY-GAME SUMMARIES

GAME THREE

Portland State @

Boise State

Sept. 14, 2019

Albertsons Stadium • Boise, Idaho

Att.: 31,068 • TV: ESPN2

BOISE, Idaho -- John Hightower returned a kickoff 98 yards for a touchdown and Curtis Weaver tied a Boise State school record with four sacks as the No. 22 Broncos routed FCS Portland State 45-10. Hightower's score came after the Vikings took a 3-0 lead in the first quarter and before Boise State's offense ran a play. Starting quarterback Hank Bachmeier and backup Chase Cord each threw for a pair of touchdowns. Cord ran for a third.



SCORE BY QUARTER	1	2	3	4	F
Portland State	10	0	0	0	10
Boise State	14	14	10	7	45

SCORING SUMMARY

FIRST QUARTER

10:27	PSU	Williams 26-yd field goal	8 plays, 61 yds TOP: 4:33
10:12	BSU	Hightower 98-yd kickoff return	--
4:13	BSU	Cord 7-yd run (Sachse kick)	7 plays, 86 yds TOP: 3:16
2:25	PSU	Talaemotu 52-yd pass from Alexander (Williams kick)	7 plays, 75 yards TOP: 1:48

SECOND QUARTER

6:18	BSU	Hightower 23-yd pass from Bachmeier (Sachse kick)	5 plays, 77 yds TOP: 2:15
0:29	BSU	Thomas 9-yd pass from Bachmeier (Sachse kick)	12 plays, 56 yds TOP: 1:45

THIRD QUARTER

8:53	BSU	Thomas 33-yd pass from Cord (Sachse kick)	4 plays, 63 yds TOP: 1:45
5:56	BSU	Sachse 33-yd field goal	7 plays, 29 yds TOP: 2:10

FOURTH QUARTER

12:30	BSU	Cobbs 44-yd pass from Cord (Sachse kick)	4 plays, 73 yds TOP: 1:46
-------	-----	------------------------------------------	---------------------------

TEAM STATISTICS

	PORTLAND STATE	BOISE STATE
First Downs	12	22
Net Yards Rushing	111	150
Net Yards Passing	133	341
Completions-Attempts-Int.	11-24-0	21-37-1
Total Offense (plays-yards)	63-244 (3.9)	68-491 (7.2)
Fumbles: Number-Lost	0-0	1-0
Penalties: Number-Yards	12-95	7-65
Punts-Yards	8-353 (44.1)	3-105 (35.0)
Kickoff returns-Yds-TD	1-21-0 (21.0)	2-108-1 (54.0)
Punt returns-Yards-TD	0-0-0 (0.0)	3-33-0 (11.0)
Interceptions-Yds-TD	1-7-0	0-0-0
Time of Possession	32:25	27:35
Third-Down Conversions	3-of-14	8-of-15
Fourth-Down Conversions	0-of-2	0-of-1
Red-Zone Scores-Chances	1-for-2	3-for-3
Sacks By: Number-Yards	3-19	6-30

INDIVIDUAL STATISTICS

Portland State

Rushing (Rushes-Yards-TDs): Kelly (1-52-0), Alexander (12-21-0), Martin (5-20-0), Eason (4-8-0), Holtz (7-7-0), Chachere (2-5-0), Daigbe (3-0-0), Team (1-1-1-0), Hoffman (4-1-1-0)
 Passing (Comp.-Att.-TD-Int.-Yards): Alexander (11-23-1-0-133), Eason (0-1-0-0-0)
 Receiving (Receptions-Yards-TDs): Talalemotu (5-78-1), Daigbe (3-12-0), Koetter (1-20-0), Kelly (1-12-0), Hoffman (1-11-0)
 Interceptions: Lesch (1)
 Sacks: Richard (1.5), Deltoro (1.0), Ah Sam (0.5)

Boise State

Rushing (Rushes-Yards-TDs): Mahone (6-59-0), Holani (6-43-0), Cord (2-36-1), Henderson (2-13-0), Van Buren (2-9-0), Shakir (1-4-0), Smith (3-4-0), Team 3-(-5)-0, Bachmeier (6-1-13)-0
 Passing (Comp.-Att.-TD-Int.-Yards): Bachmeier (16-26-2-1-238), Cord (5-10-2-0-103), Team (0-1-0-0-0)
 Receiving (Receptions-Yards-TDs): Hightower (4-79-1), Shakir (4-64), Thomas (4-61-2), Butler (3-58-0), Holani (2-15-0), Cobbs (1-44-1), Van Buren (1-9-0), Collingham (1-7-0), Mahone (1-4-0)
 Interceptions: None
 Sacks: Weaver (4.0), Hawkins (1.0), Jones (1.0)

GAME FOUR

Air Force @

Boise State

Sept. 20, 2019

Albertsons Stadium • Boise, Idaho

Att.: 36,498 • TV: ESPN2

BOISE, Idaho -- Robert Mahone rushed for 52 yards and two scores in the fourth quarter and No. 20 Boise State knocked off Air Force 30-19 in the Mountain West opener for both schools. Mahone finished with a game-high 73 yards on 13 carries. Teams were tied 10-10 at halftime before the Broncos outscored the Falcons 20-9 in the second half. Freshman quarterback Hank Bachmeier hit John Bates with a 28-yard scoring strike late in the third quarter to give Boise State the lead for good at 17-13.



SCORE BY QUARTER	1	2	3	4	F
Air Force	0	10	3	6	19
Boise State	0	10	7	13	30

SCORING SUMMARY

FIRST QUARTER

None

SECOND QUARTER

14:55	AFA	Hammond III 8-yd run (Koehnke kick)	6 plays, 46 yds TOP: 3:11
12:01	BSU	Thomas 36-yd pass from Bachmeier (Sachse kick)	8 plays, 80 yds TOP: 2:46
5:53	BSU	Sachse 40-yd field goal	9 plays, 60 yds TOP: 3:11
0:00	AFA	Koehnke 30-yd field goal	14 plays, 52 yds TOP: 5:53

THIRD QUARTER

6:29	AFA	Koehnke 31-yd field goal	8 plays, 43 yds TOP: 4:55
0:34	BSU	Bates 28-yd pass from Bachmeier (Sachse kick)	11 plays, 77 yds TOP: 5:51

FOURTH QUARTER

8:30	BSU	Mahone 10-yd run (kick blocked)	8 plays, 52 yds TOP: 4:24
4:35	BSU	Mahone 10-yd run (Sachse kick)	5 plays, 27 yds TOP: 2:42
2:27	AFA	Sanders 31-pass from Hammond III (kick blocked)	7 plays, 75 yds TOP: 2:08

TEAM STATISTICS

	AIR FORCE	BOISE STATE
First Downs	19	17
Net Yards Rushing	242	95
Net Yards Passing	113	260
Completions-Attempts-Int.	8-13-1	20-28-0
Total Offense (plays-yards)	64-355 (5.5)	57-355 (6.2)
Fumbles: Number-Lost	1-0	1-0
Penalties: Number-Yards	2-10	2-10
Punts-Yards	4-155 (38.8)	4-132 (33.0)
Kickoff returns-Yds-TD	0-0-0 (0.0)	2-33-0 (16.5)
Punt returns-Yards-TD	0-0-0 (0.0)	0-0-0 (0.0)
Interceptions-Yds-TD	0-0-0	1-50-0
Time of Possession	34:12	25:48
Third-Down Conversions	6-of-13	5-of-11
Fourth-Down Conversions	0-of-1	1-of-1
Red-Zone Scores-Chances	3-for-3	2-for-2
Sacks By: Number-Yards	1-1	1-3

INDIVIDUAL STATISTICS

Air Force

Rushing (Rushes-Yards-TDs): Birdow (18-67-0), Hammond III (12-62-1), Remsberg (10-59-0), Jackson (6-38-0), Stoney (1-9-0), Sanders (2-5-0), Waters (2-2-0)
 Passing (Comp.-Att.-TD-Int.-Yards): Hammond III (6-11-1-1-83), Sanders (2-2-0-0-30)
 Receiving (Receptions-Yards-TDs): Sanders (5-86-1), Waters (2-19-0), Peterson (1-8-0)
 Interceptions: None
 Sacks: Wills (1.0)

Boise State

Rushing (Rushes-Yards-TDs): Mahone (13-73-2), Van Buren (3-10-0), Bachmeier (5-6-0), Holani (5-6-0), Shakir (2-2-0), Team 1-(-2)-0
 Passing (Comp.-Att.-TD-Int.-Yards): Bachmeier (19-26-2-0-263), Cord (1-2-0-0-(-3))
 Receiving (Receptions-Yards-TDs): Thomas (5-119-1), Hightower (5-48-0), Bates (3-43-1), Butler (2-24-0), Collingham (2-14-0), Shakir (2-9-0), Mahone (1-3-0)
 Interceptions: Kaniho (1)
 Sacks: Noa (1.0)

GAME-BY-GAME SUMMARIES

GAME FIVE

Boise State @


UNLV

Oct. 4, 2019

Sam Boyd Stadium • Las Vegas, Nev.

Att.: 24,681 • TV: CBS SN

LAS VEGAS -- John Hightower racked up 176 all-purpose yards to lead No. 16 Boise State to a 38-13 victory at UNLV. Hightower scored on a 76-yard touchdown pass from Hank Bachmeier in the second quarter and finished with four catches for 105 yards. Bachmeier completed 19 of 30 passes for 299 yards and two scores. Khalil Shakir contributed seven receptions for 111 yards and one touchdown. Curtis Weaver registered three sacks to become the Mountain West's all-time leader in the category.



SCORE BY QUARTER	1	2	3	4	F
Boise State	7	10	7	14	38
UNLV	0	0	7	6	13

SCORING SUMMARY

FIRST QUARTER

11:33 BSU Collingham 2-yd pass from Bachmier (Sachse kick) 5 plays, 70 yds TOP: 2:04

SECOND QUARTER

13:38 BSU Hightower 76-yd pass from Bachmeier (Sachse kick) 1 play, 76 yds TOP: 0:11

0:00 BSU Vazquez 52-yd field goal 5 plays, 53 yds TOP: 0:32

THIRD QUARTER

6:40 BSU Butler 23-yd run (Sachse kick) 4 plays, 59 yds TOP: 1:05

2:33 UNLV Stevenson 11-yd pass from Oblad (Gutierrez kick) 8 plays, 65 yds TOP: 4:01

FOURTH QUARTER

5:31 BSU Shakir 24-yd pass from Cord (Sachse kick) 2 plays, 70 yds TOP: 0:37

1:23 UNLV Woods, Jr. 12-yd pass from Oblad (kick failed) 4 plays, 49 yds TOP: 1:01

1:07 BSU Van Buren 6-yd run (Sachse kick) 1 play, 6 yds TOP: 0:05

TEAM STATISTICS

	BOISE STATE	UNLV
First Downs	21	22
Net Yards Rushing	182	69
Net Yards Passing	325	262
Completions-Attempts-Int.	22-36-0	24-55-1
Total Offense (plays-yards)	64-507 (7.9)	86-331 (3.8)
Fumbles: Number-Lost	1-1	3-0
Penalties: Number-Yards	10-130	5-55
Punts-Yards	8-343 (42.9)	10-437 (43.7)
Kickoff returns-Yds-TD	3-73-0 (24.3)	1-12-0 (12.0)
Punt returns-Yards-TD	8-58-0 (7.2)	2-0-0 (0.0)
Interceptions-Yds-TD	1-0-0	0-0-0
Time of Possession	25:21	34:39
Third-Down Conversions	2-of-13	5-of-19
Fourth-Down Conversions	1-of-2	1-of-5
Red-Zone Scores-Chances	2-for-2	2-for-3
Sacks By: Number-Yards	5-31	1-6

INDIVIDUAL STATISTICS

Boise State

Rushing (Rushes-Yards-TDs): Holani (9-80-0), Hightower (2-51-0), Butler (1-23-1), Mahone (9-13-0), Bachmeier (4-9-0), Van Buren (3-6-1)

Passing (Comp.-Att.-TD-Int.-Yards): Bachmeier (19-30-2-0-299), Cord (2-5-1-0-20), Henderson (1-1-0-0-6)

Receiving (Receptions-Yards-TDs): Shakir (7-111-1), Hightower (4-105-1), Butler (3-49-0), Mahone (2-20-0), Thomas (2-19-0), Evans (1-14-0), Bates (1-9-0), Collingham (1-2-1), Holani (1-1-0-0-4)

Interceptions: Nawahine (1)

Sacks: Weaver (3.0), Kaniho (1.0), Lui (1.0)

UNLV

Rushing (Rushes-Yards-TDs): Williams (11-57-0), Magyar (10-43-0), Jenkins (1-7-0), Gasser (1-1-0-0), Oblad (8-33-0)

Passing (Comp.-Att.-TD-Int.-Yards): Oblad (24-55-2-1-262)

Receiving (Receptions-Yards-TDs): Woods, Jr. (5-93-1), Grimes (5-57-0), Faulolo, Sr. (3-32-0), Stevenson (3-12-1), Jenkins (2-36-0), Magyar (2-13-0), Gasser (2-6-0), Ballard (1-8-0), Bean (1-5-0)

Interceptions: None

Sacks: McCoy (1.0)

GAME SIX

Hawai'i @

Boise State @

Oct. 12, 2019

Albertsons Stadium • Boise, Idaho

Att.: 36,902 • TV: ESPN2

BOISE, Idaho -- Chase Cord came off the bench to throw for 175 yards and three touchdowns and No. 14 Boise State improved to 6-0 and became bowl eligible for the 22-straight season with a 59-37 victory over visiting Hawai'i.

John Hightower posted his second-consecutive 100-yard receiving game with seven receptions for 141 yards and two scores.

George Holani caught a pair of touchdown passes and added a third touchdown on the ground.

The Broncos racked up 203 yards rushing and 518 yards in total offense while forcing four Hawai'i turnovers.



SCORE BY QUARTER	1	2	3	4	F
Hawai'i	7	7	7	16	37
Boise State	14	17	21	7	59

SCORING SUMMARY

FIRST QUARTER

11:59 BSU Shakir 5-yd run (Sachse kick) 5 plays, 57 yds TOP: 1:40

8:20 BSU Hightower 76-yd pass from Bachmeier (Sachse kick) 6 plays, 41 yds TOP: 1:44

7:23 UH Victor 17-yd pass from McDonald (Meskell kick) 3 plays, 63 yds TOP: 0:51

SECOND QUARTER

13:46 BSU Sachse 38-yd field goal 9 plays, 31 yds TOP: 3:08

5:52 BSU Shakir 33-yd pass from Cord (Sachse kick) 2 plays, 23 yds TOP: 0:35

2:26 BSU Mahone 13-yd run (Sachse kick) 6 plays, 29 yds TOP: 3:14

0:41 UH Stovall 21-yd pass from McDonald (Meskell kick) 6 plays, 75 yds TOP: 1:45

THIRD QUARTER

12:25 BSU Hightower 42-yd pass from Cord (Sachse kick) 6 plays, 75 yds TOP: 2:35

8:25 BSU Holani 25-yd pass from Henderson (Sachse kick) 6 plays, 66 yds TOP: 3:12

3:31 UH McDonald 17-yd run (Meskell kick) 8 plays, 79 yds TOP: 4:48

0:00 BSU Holani 8-yd pass from Cord (Sachse kick) 9 plays, 75 yds TOP: 3:31

FOURTH QUARTER

10:37 UH Stovall 3-yd pass from McDonald (McDonald run) 10 plays, 73 yds TOP: 4:16

2:44 UH Mardner 50-yd pass from Cordeiro (Stovall run) 6 plays, 80 yds TOP: 2:20

1:49 BSU Holani 40-yd run (Sachse kick) 2 plays, 43 yds TOP: 0:53

TEAM STATISTICS

	HAWAII	BOISE STATE
First Downs	24	29
Net Yards Rushing	113	203
Net Yards Passing	325	315
Completions-Attempts-Int.	26-50-1	21-37-0
Total Offense (plays-yards)	69-438 (6.3)	76-518 (6.8)
Fumbles: Number-Lost	3-3	1-1
Penalties: Number-Yards	10-88	11-95
Punts-Yards	4-149 (37.2)	3-126 (42.0)
Kickoff returns-Yds-TD	5-137-0 (27.2)	1-34-0 (34.0)
Punt returns-Yards-TD	0-0-0 (0.0)	1-4-0 (4.0)
Interceptions-Yds-TD	0-0-0	1-0-0
Time of Possession	27:18	32:42
Third-Down Conversions	5-of-12	7-of-14
Fourth-Down Conversions	1-of-3	1-of-2
Red-Zone Scores-Chances	3-for-3	3-for-4
Sacks By: Number-Yards	1-1	0-0

INDIVIDUAL STATISTICS

HAWAII

Rushing (Rushes-Yards-TDs): McDonald (8-54-0), Keliliki (3-27-0), Holly III (4-24-0), Picanco (1-9-0), Reed (3-1-0-0)

Passing (Comp.-Att.-TD-Int.-Yards): McDonald (23-41-3-0-251), Cordeiro (3-9-1-1-74)

Receiving (Receptions-Yards-TDs): Stovall (8-114-2), Byrd II (6-74-0), Victor (4-33-1), Sharsh (4-29-0), Smart (3-25-0), Mardner (1-50-1)

Interceptions: None

Sacks: Lualaba (1.0)

Boise State

Rushing (Rushes-Yards-TDs): Mahone (16-74-1), Holani (9-64-1), Bachmeier (3-28-0), Cord (4-13-0), Henderson (3-9-0), Hightower (2-8-0), Shakir (1-5-0), Van Buren (1-2-0)

Passing (Comp.-Att.-TD-Int.-Yards): Cord (12-18-3-0-175), Henderson (5-10-1-0-82), Bachmeier (3-9-1-0-58)

Receiving (Receptions-Yards-TDs): Hightower (7-141-2), Thomas (4-53-0), Shakir (3-57-1), Holani (3-38-2), Bates (1-12-0), Pistone (1-7-0), Mahone (1-5-0), Butler (1-2-0)

Interceptions: Buffalo (1)

Sacks: None

GAME-BY-GAME SUMMARIES

GAME SEVEN

Boise State @

BYU

Oct. 19, 2019

LaVell Edwards Stadium • Provo, Utah
Att.: 58,930 • TV: ESPN2

PROVO, Utah -- BYU scored three touchdowns in the third quarter and held on to beat No. 14 Boise State 28-25. Chase Cord threw for 185 yards and two scores in his first-career start for Boise State. The Broncos scores on their opening possession with a 70-yard drive capped by a 12-yard touchdown run by CT Thomas. Eric Sachse gave Boise State a 10-7 lead at intermission with a 38-yard field goal just 28 seconds before halftime. Trailing 28-10 after three quarters, the Broncos rallied to pull within 28-25, but the Cougars converted a fourth-and-one at the their own 34-yard line in the final minutes to seal the upset.



SCORE BY QUARTER	1	2	3	4	F
Boise State	7	3	0	15	25
BYU	7	0	21	0	28

SCORING SUMMARY

FIRST QUARTER

10:28	BSU	Thomas 12-yd run (Sachse kick)	9 plays, 70 yds TOP: 4:32
3:34	BYU	Katoa 4-yd run (Oldroyd kick)	16 plays, 78 yds TOP: 6:49

SECOND QUARTER

0:28	BSU	Sachse 38-yd field goal	11 plays, 42 yds TOP: 3:41
------	-----	-------------------------	----------------------------

THIRD QUARTER

13:03	BYU	Finau 46-yd run (Oldroyd kick)	4 plays, 75 yds TOP: 1:57
4:49	BYU	Bushman 27-yd pass from Romney (Oldroyd kick)	5 plays, 80 yds TOP: 2:20
3:10	BYU	Bushman 39-yd pass from Romney (Oldroyd kick)	2 plays, 41 yds TOP: 0:42

FOURTH QUARTER

12:42	BSU	Evans 13-yd pass from Cord (Collingham pass from Cord)	14 plays, 81 yds TOP: 5:22
3:17	BSU	Butler 5-yd pass from Cord (Sachse kick)	9 plays, 79 yds TOP: 3:24

TEAM STATISTICS

	BOISE STATE	BYU
First Downs	25	16
Net Yards Rushing	174	121
Net Yards Passing	185	221
Completions-Attempts-Int.	18-32-2	15-26-0
Total Offense (plays-yards)	72-359 (5.0)	61-342 (5.6)
Fumbles: Number-Lost	0-0	0-0
Penalties: Number-Yards	4-35	9-84
Punts-Yards	4-160 (40.0)	5-181 (36.2)
Kickoff returns-Yds-TD	5-91-0 (18.2)	2-48-0 (24.0)
Punt returns-Yards-TD	0-0-0 (0.0)	1-14-0 (14.0)
Interceptions-Yds-TD	0-0-0	2-13-0
Time of Possession	30:26	29:34
Third-Down Conversions	6-of-13	4-of-13
Fourth-Down Conversions	0-of-0	2-of-2
Red-Zone Scores-Chances	4-for-5	1-for-2
Sacks By: Number-Yards	2-8	2-9

INDIVIDUAL STATISTICS

Boise State

Rushing (Rushes-Yards-TDs): Holani (20-97-0), Cord (7-30-0), Mahone (4-14-0), Shakir (2-14-0), Thomas (1-12-1), Van Buren (3-5-0), Butler (1-4-0), Hightower (1-1-0), Henderson (1-1-0)
 Passing (Comp.-Att.-TD-Int.-Yards): Cord (18-31-2-2-185), Henderson (0-1-0-0-0)
 Receiving (Receptions-Yards-TDs): Evans (5-77-1), Bates (3-39-0), Holani (2-12-0), Hightower (2-11-0), Van Buren (2-7-0), Pistone (1-14-0), Shakir (1-10-0), Thomas (1-10-0), Butler (1-5-1)
 Interceptions: None
 Sacks: Hatada (1.0), Weaver (0.5), Wickersham (0.5)

BYU

Rushing (Rushes-Yards-TDs): Finau (11-89-1), Katoa (12-37-1), Kafentzis (2-4-0), Romney (8-1-0), Team 2-(-10-0)
 Passing (Comp.-Att.-TD-Int.-Yards): Romney (15-26-2-0-221)
 Receiving (Receptions-Yards-TDs): Bushman (5-101-2), Shumway (3-74-0), Katoa (2-17-0), Hifo (2-11-0), Romney (1-10-0), Simon (1-5-0), Finau (1-3-0)
 Interceptions: I. Kaufusi (1), J. Kaufusi (1)
 Sacks: Fauatea (1.0), Ghanwoloku (1.0)

GAME EIGHT

Boise State @

San Jose State

Nov. 2, 2019

CEFCU Stadium • San Jose, Calif.
Att.: 19,184 • TV: CBS SN

SAN JOSE, Calif. -- George Holani rushed for 126 yards and four touchdowns and No. 21 Boise State rallied past San Jose State 52-42. Holani carried 28 times and became the first Bronco true freshman to score four times on the ground since Cedric Minter in 1977. Boise State trailed by double figures on four separate occasions before taking the lead for good with 11:31 remaining on Holani's third touchdown of the game. Freshman quarterback Hank Bachmeier was 13-for-17 for 213 yards after missing one game due to injury.



SCORE BY QUARTER	1	2	3	4	F
Boise State	7	10	14	21	52
BYU	14	10	10	8	42

SCORING SUMMARY

FIRST QUARTER

10:58	SJSU	Packer 1-yd run (Mercurio kick)	9 plays, 82 yds TOP: 4:02
3:26	SJSU	Love 4-yd run (Mercurio kick)	15 plays, 76 yds TOP: 5:05
0:15	BSU	Williams 66-yd punt return (Sachse kick)	-

SECOND QUARTER

12:01	SJSU	Mercurio 35-yd field goal	10 plays, 60 yds TOP: 3:07
7:58	BSU	Holani 1-yd run (Sachse kick)	8 plays, 70 yds TOP: 4:00
1:13	SJSU	Hamilton 16-yd pass from Love (Mercurio kick)	6 plays, 83 yds TOP: 2:38
0:24	BSU	Sachse 30-yd field goal	5 plays, 55 yds TOP: 0:42

THIRD QUARTER

10:27	SJSU	Mercurio 35-yd field goal	7 plays, 58 yds TOP: 2:39
9:13	BSU	Holani 6-yd run (Sachse kick)	3 plays, 45 yds TOP: 1:05
3:28	BSU	Cord 8-yd run (Sachse kick)	9 plays, 63 yds TOP: 4:58
0:53	SJSU	Packer 3-yd run (Mercurio kick)	6 plays, 75 yds TOP: 2:35

FOURTH QUARTER

11:31	BSU	Holani 6-yd run (Sachse kick)	9 plays, 79 yds TOP: 4:17
6:24	BSU	Van Buren 32-yd run (Sachse kick)	7 plays, 77 yds TOP: 3:29
3:56	SJSU	Gaither 9-yd pass from Love (Walker pass from Love)	9 plays, 75 yds TOP: 2:28
1:35	BSU	Holani 8-yd run (Sachse kick)	7 plays, 39 yds TOP: 2:19

TEAM STATISTICS

	BOISE STATE	SAN JOSE STATE
First Downs	23	28
Net Yards Rushing	253	59
Net Yards Passing	213	438
Completions-Attempts-Int.	13-17-1	29-53-1
Total Offense (plays-yards)	68-466 (6.9)	76-497 (6.5)
Fumbles: Number-Lost	4-0	1-0
Penalties: Number-Yards	8-84	7-60
Punts-Yards	3-99 (33.0)	4-155 (38.8)
Kickoff returns-Yds-TD	6-70-0 (11.7)	4-83-0 (20.8)
Punt returns-Yards-TD	2-71-1 (35.5)	0-0-0 (14.0)
Interceptions-Yds-TD	1-3-0	1-0-0
Time of Possession	32:08	27:52
Third-Down Conversions	8-of-15	7-of-13
Fourth-Down Conversions	1-of-1	0-of-0
Red-Zone Scores-Chances	6-for-6	7-for-7
Sacks By: Number-Yards	1-8	3-22

INDIVIDUAL STATISTICS

Boise State

Rushing (Rushes-Yards-TDs): Holani (28-126-4), Van Buren (9-85-1), Hightower (2-20-0), Shakir (1-14-0), Cord (1-8-1), Bachmeier (7-6-0), Team (3-(-6)-0)
 Passing (Comp.-Att.-TD-Int.-Yards): Bachmeier (13-17-0-1-217)
 Receiving (Receptions-Yards-TDs): Hightower (5-129-0), Thomas (4-37-0), Shakir (2-25-0), Holani (1-17-0), Butler (1-5-0)
 Interceptions: Wickersham (1)
 Sacks: Weaver (1.0)

SAN JOSE STATE

Rushing (Rushes-Yards-TDs): Robinson (9-41-0), Packer (10-28-2), Team (1-(-2)-0), Love (2-(-4)-0), Hamilton (1-(-4)-0)
 Passing (Comp.-Att.-TD-Int.-Yards): Love (29-53-2-1-438)
 Receiving (Receptions-Yards-TDs): Walker (9-193-0), Gaither (8-110-1), Deese (3-42-0), Hamilton (3-32-1), Holiness (3-31-0), Foley (2-24-0), Humphreys (1-6-0)
 Interceptions: Ezell (1)
 Sacks: Aguayo (1.0), Fehoko (1.0), Harmon (1.0)

GAME-BY-GAME SUMMARIES

GAME NINE

Wyoming @

Boise State

Nov. 9, 2019

Albertson Stadium • Boise, Idaho

Att.: 33,018 • TV: ESPN

BOISE, Idaho — Chase Cord threw for 190 yards and a touchdown, Eric Sachse kicked a 28-yard field goal in overtime and No. 21 Boise State rallied to beat Wyoming 20-17. Boise State (8-1, 5-0) kept its New Year's Day bowl hopes alive as the Group of 5 representative despite playing without injured starting quarterback Hank Bachmeier. Bachmeier was expected to play, but remained on the sidelines due to an undisclosed injury he suffered against San Jose State last week. Wyoming (6-3, 3-2), now 0-7 against the Broncos in Boise, failed to hold onto a halftime lead for the second time this season. The Cowboys also squandered a 14-6 advantage at the intermission against San Diego State in a 26-22 loss. The Cowboys were also without their starting quarterback, Sean Chambers, who went out for the season with a knee injury in Wyoming's previous game against Nevada. Tyler Vander Waal finished 15-of-23 passing for 160 yards.



SCORE BY QUARTER	1	2	3	4	OT	F
Wyoming	0	10	7	0	0	17
Boise State	7	0	3	7	3	20

SCORING SUMMARY

FIRST QUARTER

2:05 BSU Butler 5-yd pass from Cord (Sachse kick) 12 plays, 92 yds TOP: 7:10

SECOND QUARTER

4:57 WYO Vander Waal 3-yd run (Rothe kick) 7 plays, 47 yds TOP: 2:50

0:01 WYO Rothe 39-yd field goal 10 plays, 30 yds TOP: 2:59

THIRD QUARTER

9:18 BSU Sachse 40-yd field goal 8 plays, 59 yds TOP: 3:01

2:35 WYO Valladay 21-yd run (Rothe kick) 4 plays, 36 yds TOP: 1:56

FOURTH QUARTER

5:37 BSU Shakir 5-yd run (Sachse kick) 10 plays, 57 yds TOP: 5:24

OVERTIME

- BSU Sachse 28-yd field goal 6 plays, 14 yds TOP: 0:00

TEAM STATISTICS

	WYOMING	BOISE STATE
First Downs	15	15
Net Yards Rushing	123	91
Net Yards Passing	160	194
Completions-Attempts-Int.	15-23-0	20-31-1
Total Offense (plays-yards)	67-283 (4.2)	59-285 (4.8)
Fumbles: Number-Lost	0-0	1-1
Penalties: Number-Yards	4-40	4-40
Punts-Yards	7-237 (33.9)	6-247 (41.2)
Kickoff returns-Yds-TD	1-24-0 (24.0)	3-61-0 (20.3)
Punt returns-Yards-TD	3-20-0 (6.7)	2-0-0 (0.0)
Interceptions-Yds-TD	1-16-0	0-0-0
Time of Possession	32:28	27:32
Third-Down Conversions	7-of-17	4-of-12
Fourth-Down Conversions	0-of-1	0-of-0
Red-Zone Scores-Chances	2-for-3	4-for-4
Sacks By: Number-Yards	2-9	3-17

INDIVIDUAL STATISTICS

Wyoming

Rushing (Rushes-Yards-TDs): Valladay (37-124-1), Vander Waal (7-[-1]-1)

Passing (Comp.-Att.-TD-Int.-Yards): Vander Waal (15-23-0-0-160)

Receiving (Receptions-Yards-TDs): Harshman (6-48-0), Ismail, Jr. (3-37-0), Valladay (2-21-0), Conway (1-22-0), Gentry (1-14-0), Eberhardt (1-12-0), Marcotte (1-6-0)

Interceptions: Wilson (1)

Sacks: Wilson (1.0), Byrd (0.5), Crall (0.5)

Boise State

Rushing (Rushes-Yards-TDs): Hightower (2-38-0), Holani (4-30-0), Cord (2-15-0), Shakir (2-5-1), Van Buren (3-3-0)

Passing (Comp.-Att.-TD-Int.-Yards): Cord (19-30-1-1-190), Hightower (1-1-0-0-4)

Receiving (Receptions-Yards-TDs): Shakir (7-70-0), Holani (5-31-0), Butler (3-22-1), Hightower (2-46-0), Bates (1-9-0), Collingham (1-8-0), Thomas (1-8-0)

Interceptions: None

Sacks: Weaver (2.0), Kaniho (1.0)

2019 ROSTERS

NUMERICAL

NO	NAME	POS
1	Octavius Evans	WR
2	Khalil Shakir	WR
3	Brandon Hawkins	WLB
3	Riley Smith	QB
4	DeAndre Pierce	S
5	Garrett Collingham	TE
5	Evan Tyler	S
6	CT Thomas	WR
7	Akilian Butler	WR
7	Ezekiel Noa	MLB
8	Markel Reed	CB
9	Jaylon Henderson	QB
10	Chase Cord	QB
10	Kekoa Nawahine	S
13	Marques Evans	CB
14	Khafari Buffalo	S
15	Maclaine Griffin	WR
15	Jalen Walker	CB
16	John Hightower	WR
17	Zach Matlock	QB
17	Phillip Mills	MLB
18	Billy Bowens	WR
19	Hank Bachmeier	QB
19	Aisa Kelemete	DE
20	Roman Kafentzis	N
21	Tyrique Jones	N
21	Andrew Van Buren	RB
22	Tyric LeBeauf	CB
23	Khyheem Waleed	WR
24	George Holani	RB
25	Benton Wickersham	MLB
26	Avery Williams	CB
27	Shea Whiting	WR
28	Kekaula Kaniho	N
29	Chris Mitchell	CB
30	Isaiah Bagnah	STUD
31	Tyler Crowe	WLB
32	Trevor Cole	WR
32	Jordan Happle	S
33	JL Skinner	S
34	Robert Mahone	RB
35	Kukea Emmsley	DE
36	Eric Sachse	K
37	Danny Smith	RB
38	Demitri Washington	STUD
39	Allamar Alexander	RB
39	A.J. Smith	S
40	Jabari Watson	DT
41	Josh Booker-Brown	MLB
42	Daniel Cantrell	LS
43	Gavin Wale	K/P
44	Riley Whimpey	WLB
45	Nick Provenzano	WLB
46	Alexander Teubner	S
46	Joel Velazquez	K/P
47	Matt Pistone	TE
48	Bruno DeRose	MLB
49	Dylan Herberg	STUD
50	Nicholai Pitman	LS
51	Dalton Lins	OL
52	DJ Schramm	MLB
53	Sam Whitney	STUD
54	Matt Locher	DT

ALPHABETICAL

NO.	NAME	POS	HT	WT	CL	EX	HOMETOWN (HS/JC)
39	Allamar Alexander	RB	5-10	184	FR	HS	Nampa, Idaho (Columbia HS)
19	Hank Bachmeier	QB	6-1	202	FR	HS	Murrieta, Calif. (Murrieta Valley HS)
30	Isaiah Bagnah	STUD	6-4	237	FR	HS	Lethbridge, Alberta, Canada (Lethbridge Collegiate Institute)
75	Kole Bailey	OL	6-4	295	RS-JR	SQ	Twin Falls, Idaho (Twin Falls HS)
85	John Bates	TE	6-6	255	RS-JR	2L	Lebanon, Ore. (Lebanon HS)
41	Josh Booker-Brown	MLB	6-3	240	JR	TR	Houston, Texas (Westfield HS/UTSA/Pearl River CC)
18	Billy Bowens	WR	6-1	187	RS-FR	RS	Redlands, Calif. (Redlands East Valley HS)
14	Khafari Buffalo	S	6-2	199	RS-SR	TR	Sumter, S.C. (Lakewood HS/The Citadel)
58	Chase Bunker	OL	6-1	246	FR	HS	Spokane, Wash. (Gonzaga Prep)
7	Akilian Butler	WR	5-10	182	RS-SR	3L	Dallas, Texas (West Mesquite HS)
92	Michael Callahan	DE	6-3	256	FR	HS	Yorba Linda, Calif. (Yorba Linda HS)
42	Daniel Cantrell	LS	6-0	231	RS-SO	1L	Boise, Idaho (Bishop Kelly HS)
76	Ezra Cleveland	OL	6-6	310	RS-JR	2L	Spanaway, Wash. (Bethel HS)
82	Stefan Cobbs	WR	6-0	178	RS-FR	RS	Keller, Texas (Fossil Ridge HS)
83	Damon Cole	CB	6-0	179	RS-SO	SQ	Richmond, Calif. (El Cerrito HS)
32	Trevor Cole	WR	6-0	180	FR	HS	Santa Maria, Calif. (St. Joseph HS)
5	Garrett Collingham	TE	6-4	242	RS-SR	3L	Meridian, Idaho (Mountain View HS)
10	Chase Cord	QB	6-2	208	RS-SO	RS	Peoria, Ariz. (Sunrise Mountain HS)
73	Nick Crabtree	OL	6-7	295	RS-JR	SQ	Huntington Beach, Calif. (Huntington Beach HS)
94	Jackson Cravens	DT	6-2	286	RS-FR	TR	Provo, Utah (Timpview HS/Utah)
31	Tyler Crowe	WLB	5-11	217	FR	HS	Nampa, Idaho (Skyview HS)
69	Garrett Curran	OL	6-5	292	RS-FR	RS	El Cajon, Calif. (Granite Hills HS)
87	Kaden DeLuna	TE	6-5	239	RS-FR	RS	McCall, Idaho (McCall-Donnelly HS)
48	Bruno DeRose	MLB	5-11	223	RS-JR	2L	Pueblo, Colo. (Pueblo East HS)
66	Ben Dooley	OL	6-5	308	FR	HS	Fallon, Nev. (Churchill County HS)
86	Tyler Eiguren	TE	6-3	230	FR	HS	Fruitland, Idaho (Fruitland HS)
35	Kukea Emmsley	DE	6-5	253	RS-FR	RS	Kapolei, Hawaii (Kapolei HS)
13	Marques Evans	CB	5-11	183	RS-SO	SQ	Pasadena, Calif. (Newbury Park HS)
1	Octavius Evans	WR	6-1	209	JR	1L	Center, Texas (Center HS)
59	Jaydn Ewing	DE	6-3	272	FR	HS	Watford City, N.D. (Watford City HS)
57	Emmanuel Fesili	NT	6-2	312	SR	2L	Long Beach, Calif. (Long Beach Poly HS)
97	Keeghan Freeborn	NT	6-1	304	RS-FR	RS	Meridian, Idaho (Rocky Mountain HS)
95	Hunter Fridolfs	LS	6-1	224	FR	HS	San Diego, Calif. (Rancho Bernardo HS)
74	Jacob Golden	OL	6-5	288	FR	HS	Peoria, Ariz. (Peoria HS)
15	Maclaine Griffin	WR	6-2	192	RS-FR	RS	Westlake Village, Calif. (Chaminade Prep)
91	Dylan Hall	DE	6-5	239	FR	HS	Lancaster, Calif. (Antelope Valley HS)
32	Jordan Happle	S	5-11	208	RS-JR	2L	Portland, Ore. (Jesuit HS)
71	Donte Harrington	OL	6-2	300	RS-JR	1L	San Clemente, Calif. (San Clemente HS)
93	Chase Hatada	DT	6-3	262	SR	3L	Rocklin, Calif. (Rocklin HS)
3	Brandon Hawkins	WLB	6-2	217	RS-FR	RS	Georgetown, Texas (Georgetown HS)
9	Jaylon Henderson	QB	6-1	210	RS-SR	SQ	Kingwood, Texas (Park HS/UTSA/Trinity Valley CC)
49	Dylan Herberg	STUD	6-2	220	RS-FR	RS	Boise, Idaho (Timberline HS)
16	John Hightower	WR	6-2	172	SR	1L	Landover, Md. (Riverdale Baptist HS/Hinds CC)
24	George Holani	RB	5-11	192	FR	HS	Bellflower, Calif. (St. John Bosco HS)
72	Dallas Holliday	OL	6-3	306	RS-FR	RS	Sherman Oaks, Calif. (Oaks Christian HS)
55	Kekaniokoa Holomalia-Gonzalez	OL	6-2	293	RS-FR	RS	Santa Ana, Calif. (Mater Dei HS)
88	Tyneil Hopper	TE	6-2	231	RS-FR	RS	Roswell, Ga. (Roswell HS)
90	Scale Igiehon	NT	6-2	306	SO	1L	Del Valle, Texas (Del Valle HS)
21	Tyrique Jones	N	6-2	201	RS-SO	1L	San Bernardino, Calif. (San Gorgonio HS)
20	Roman Kafentzis	N	6-1	212	RS-SO	1L	Rancho Santa Margarita, Calif. (Mater Dei HS)
28	Kekaula Kaniho	N	5-10	182	JR	2L	Kahuku, Hawaii (Kahuku HS)
19	Aisa Kelemete	DE	6-4	253	RS-SO	SQ	Pocatello, Idaho (Highland HS)
56	Casey Kline	STUD	6-4	229	FR	HS	Brawley, Calif. (Brawley Union HS)
67	Garrett Larson	OL	6-4	303	RS-SR	2L	Fruitland, Idaho (Fruitland HS)
22	Tyric LeBeauf	CB	6-2	180	RS-FR	RS	Long Beach, Calif. (Long Beach Poly HS)
51	Dalton Lins	OL	6-1	289	RS-FR	FR	Lahaina, Hawaii (Lahainalune HS)
54	Matt Locher	DT	6-2	270	RS-SR	2L	Los Alamitos, Calif. (Los Alamitos HS)
98	Sonatane Lui	NT	6-1	283	SR	3L	Sandy, Utah (Alta HS)
34	Robert Mahone	RB	5-10	218	RS-JR	2L	Prosper, Texas (Prosper HS)
62	Scott Matlock	DT	6-4	283	RS-FR	RS	Homedale, Idaho (Homedale HS)
17	Zach Matlock	QB	6-0	199	RS-FR	RS	Las Vegas, Nev. (Las Vegas HS)
96	Ryan Meyer	K	6-2	193	RS-FR	HS	Auburn, Calif. (Placer HS)
17	Phillip Mills	MLB	6-2	231	RS-FR	RS	Menifee, Calif. (Paloma Valley HS)

2019 ROSTERS

ALPHABETICAL

NO.	NAME	POS	HT	WT	CL	EX	HOMETOWN (HS/JC)
29	Chris Mitchell	CB	6-0	197	RS-FR	RS	Mission Viejo, Calif. (Mission Viejo HS)
55	David Moa	DT	6-3	296	6Y-SR	3L	San Diego, Calif. (Kearny HS)
77	John Molchon	OL	6-5	318	RS-SR	3L	Las Vegas, Nev. (Faith Lutheran HS)
10	Kekoa Nawahine	S	6-2	207	SR	3L	Meridian, Idaho (Rocky Mountain HS)
7	Ezekiel Noa	MLB	5-11	242	RS-SO	1L	Spring Valley, Calif. (Helix HS)
70	John Ojukwu	OL	6-6	300	RS-SO	1L	Boise, Idaho (Boise HS)
4	DeAndre Pierce	S	5-11	180	RS-JR	2L	Long Beach, Calif. (Long Beach Poly HS)
47	Matt Pistone	TE	6-3	246	RS-SR	2L	Yuma, Ariz. (Yuma Catholic HS)
50	Nicholai Pitman	LS	5-11	218	SR	2L	Boise, Idaho (Timberline HS)
45	Nick Provenzano	WLB	5-11	228	RS-JR	SQ	Glendora, Calif. (Damien HS)
79	Eric Quevedo	OL	6-4	302	RS-SR	2L	West Covina, Calif. (West Covina HS)
84	Cole Ramseyer	TE	6-4	231	RS-FR	RS	Coeur d'Alene, Idaho (Coeur d'Alene HS)
8	Markel Reed	CB	6-0	176	FR	HS	Temple, Texas (Temple HS)
89	Connor Riddle	WR	6-1	194	RS-FR	RS	Boise, Idaho (Timberline HS)
36	Eric Sachse	K	5-10	198	RS-SR	TR	Cheshire, Conn. (Cheshire Academy/Trinity)
52	DJ Schramm	MLB	6-0	225	RS-FR	RS	Fresno, Calif. (Clovis West HS)
2	Khalil Shakir	WR	6-0	186	SO	1L	Murrieta, Calif. (Vista Murrieta HS)
78	Julian Simpson	OL	6-1	287	FR	HS	San Jose, Calif. (Gunderson HS)
33	JL Skinner	S	6-4	213	FR	HS	San Diego, Calif. (Point Loma HS)
39	A.J. Smith	S	6-0	183	RS-SO	TR	Fresno, Calif. (Edison HS/Lewis & Clark College)
37	Danny Smith	RB	6-0	218	RS-FR	RS	Oxnard, Calif. (Oxnard HS)
3	Riley Smith	QB	6-4	214	RS-FR	RS	St. Augustine, Fla. (Bartram Trail HS)
68	Jake Stetz	OL	6-2	294	RS-JR	1L	San Marcos, Calif. (Mission Hills HS)
46	Alexander Teubner	S	6-0	187	FR	HS	Seaside, Ore. (Seaside HS)
6	CT Thomas	WR	5-8	182	JR	2L	Lancaster, Texas (Lancaster HS)
5	Evan Tyler	S	6-2	195	RS-SR	2L	Corona, Calif. (Eleanor Roosevelt HS)
63	Keegan Ulrich	OL	6-4	286	RS-FR	RS	Enumclaw, Wash. (Enumclaw HS)
21	Andrew Van Buren	RB	6-0	223	SO	1L	West Hills, Calif. (Chaminade Prep)
46	Joel Velazquez	K/P	6-0	225	RS-JR	2L	Mission Viejo, Calif. (Trabuco Hills HS)
43	Gavin Wale	K/P	6-2	171	FR	HS	Henderson, Nev. (Coronado HS)
23	Khyheem Waleed	WR	6-0	195	FR	HS	Queen Creek, Ariz. (Casteel HS)
15	Jalen Walker	CB	6-0	179	RS-JR	2L	Lawndale, Calif. (Lawndale HS)
38	Demitri Washington	STUD	6-3	254	RS-FR	RS	Solana Beach, Calif. (Santa Fe Christian HS)
40	Jabari Watson	DT	6-1	269	RS-JR	1L	Rancho Cucamonga, Calif. (Summit HS)
99	Curtis Weaver	STUD	6-3	265	RS-JR	2L	Long Beach, Calif. (St. Anthony HS)
44	Riley Whimpey	WLB	6-1	233	JR	2L	San Clemente, Calif. (San Clemente HS)
27	Shea Whiting	WR	6-2	184	FR	HS	Houston, Texas (Alief Taylor HS)
53	Sam Whitney	STUD	6-2	224	RS-SR	2L	Folsom, Calif. (Folsom HS)
25	Benton Wickersham	MLB	6-2	230	RS-JR	2L	Elko, Nev. (Elko HS)
26	Avery Williams	CB	5-9	198	RS-JR	2L	Pasadena, Calif. (JSerra Catholic HS)

NUMERICAL

NO	NAME	POS
55	Kekaniokoa Holomalia-Gonzalez	OL
55	David Moa	DT
56	Casey Kline	STUD
57	Emmanuel Fesili	NT
58	Chase Bunker	OL
59	Jaydn Ewing	DE
62	Scott Matlock	DT
63	Keegan Ulrich	OL
66	Ben Dooley	OL
67	Garrett Larson	OL
68	Jake Stetz	OL
69	Garrett Curran	OL
70	John Ojukwu	OL
71	Donte Harrington	OL
72	Dallas Holliday	OL
73	Nick Crabtree	OL
74	Jacob Golden	OL
75	Kole Bailey	OL
76	Ezra Cleveland	OL
77	John Molchon	OL
78	Julian Simpson	OL
79	Eric Quevedo	OL
82	Stefan Cobbs	WR
83	Damon Cole	CB
84	Cole Ramseyer	TE
85	John Bates	TE
86	Tyler Eiguren	TE
87	Kaden DeLuna	TE
88	Tyneil Hopper	TE
89	Connor Riddle	WR
90	Scale Igiehon	NT
91	Dylan Hall	DE
92	Michael Callahan	DE
93	Chase Hatada	DT
94	Jackson Cravens	DT
95	Hunter Fridolfs	LS
96	Ryan Meyer	K
97	Keeghan Freeborn	NT
98	Sonatane Lui	NT
99	Curtis Weaver	STUD

PRONUNCIATION GUIDE

Allamar Alexander AL-uh-mahr
Hank Bachmeier BOCK-my-uh-r
Isaiah Bagnah EYE-zay-uh / BAN-yuh
Khafari Buffalo kuh-FAR-ee
Akilian Butler uh-KILL-yun
Ezra Cleveland EZZ-ruh
Stefan Cobbs stef-ON
Jackson Cravens CRAY-vehns
Tyler Crowe crow
Tyler Eiguren EE-guhr-en
Kukea Emmsley koo-KAY-uh
Marques Evans Marcus
Octavius Evans ock-TAY-vee-us
Emmanuel Fesili feh-SILL-ee
Hunter Fridolfs FREE-dolfs

Chase Hatadahuh-TAH-duh
George Holani ho-LAH-nee
Kekaniokoa Holomalia-Gonzalez
. kay-kah-nee-uh-KO-uh /
. ho-lo-muh-LEE-uh
Tyneil Hopper ty-NEEL
Scale Igiehon ee-GAY-hon
Roman Kafentzis kuh-FENCE-iss
Kekaula Kaniho kay-COW-luh /
. kuh-NEE-ho
Aisa Kelemete ICE-uh /
. kell-uh-MET-ay
Tyric LeBeauf ty-REEK / luh-BUFF
Matt Locher LOCK-er
Sonatane Lui so-nuh-TAH-nay / LOO-ee

Robert Mahone muh-HONE
David Moa MO-uh
John Molchon MOLE-chon
Kekoa Nawahine kay-KO-uh /
. nah-wuh-HEE-nay
Ezekiel Noa ee-ZEE-keel / NO-uh
John Ojukwu oh-JOO-koo
Matt Pistone pis-TONE-ee
Eric Quevedo kay-VAY-doe
Cole Ramseyer RAM-say-uh-r
Eric Sachse sacks
Khalil Shakir kuh-LEEL / shah-KEER
Alexander Teubner TUBE-nuhr
Khyheem Waleed ky-HEEM / wah-LEED

The Automated ScoreBook

Boise State Combined Team Statistics (as of Nov 10, 2019)

All games

Date	Opponent		Score	Att.
Aug 31, 2019	at Florida State	W	36-31	50917
Sep 6, 2019	MARSHALL	W	14-7	31951
Sep 14, 2019	PORTLAND STATE	W	45-10	31068
* Sep 20, 2019	AIR FORCE	W	30-19	36498
* Oct 05, 2019	at UNLV	W	38-13	24681
* Oct 12, 2019	HAWAII	W	59-37	36902
Oct 19, 2019	at BYU	L	25-28	58930
* Nov 02, 2019	at San Jose State	W	52-42	19184
* Nov 09, 2019	WYOMING	W	20-17	33018

Record:	Overall	Home	Away	Neutral
All games	8-1	5-0	3-1	0-0
Conference	5-0	3-0	2-0	0-0
Non-Conference	3-1	2-0	1-1	0-0

Team Statistics	BSU	OPP
FIRST DOWNS	212	164
Rushing	87	59
Passing	108	89
Penalty	17	16
RUSHING YARDAGE	1517	1053
Rushing Attempts	350	295
Average Per Rush	4.3	3.6
Average Per Game	168.6	117.0
TDs Rushing	19	11
PASSING YARDAGE	2522	2035
Comp-Att-Int	187-303-7	161-296-5
Average Per Pass	8.3	6.9
Average Per Catch	13.5	12.6
Average Per Game	280.2	226.1
TDs Passing	19	15
TOTAL OFFENSE	4039	3088
Average Per Play	6.2	5.2
Average Per Game	448.8	343.1
KICK RETURNS: #-Yards	25-556	17-370
PUNT RETURNS: #-Yards	19-163	7-56
INT RETURNS: #-Yards	5-53	7-45
FUMBLES-LOST	17-6	13-6
PENALTIES-Yards	55-530	60-521
PUNTS-AVG	38-38.9	56-40.2
TIME OF POSSESSION/Game	31:12	28:48
3RD-DOWN Conversions	60/129	39/123
4TH-DOWN Conversions	4/9	5/16

Interceptions	no.	yds	avg	td	lg
NAWAHINE, Kekoa	2	0	0.0	0	0
KANIHO, Kekaula	1	50	50.0	0	50
WICKERSHAM, B.	1	3	3.0	0	3
BUFFALO, K.	1	0	0.0	0	0

Punting	no.	yds	avg	lg	tb	fc	i20	50+	blk
VELAZQUEZ, Joel	38	1477	38.9	58	1	16	11	8	0

Punt Returns	no.	yds	avg	td	lg
WILLIAMS, Avery	18	158	8.8	1	66
SHAKIR, Khalil	1	5	5.0	0	5
Total	19	163	8.6	1	66
Opponents	7	56	8.0	0	22

Kick Returns	no.	yds	avg	td	lg
HIGHTOWER, John	16	423	26.4	1	98
BUTLER, Akilian	3	57	19.0	0	27
LOCHER, Matt	2	17	8.5	0	13
PROVENZANO, N.	1	10	10.0	0	10
SHAKIR, Khalil	1	10	10.0	0	10
WASHINGTON, D.	1	0	0.0	0	0
WILLIAMS, Avery	1	39	39.0	0	39
Total	25	556	22.2	1	98
Opponents	17	370	21.8	0	37

All Purpose	g	rush	rcv	pr	kr	ir	total	avg/g
HIGHTOWER, J	9	124	630	0	423	0	1177	130.8
HOLANI, George	9	619	136	0	0	0	755	83.9
SHAKIR, Khalil	9	47	519	5	10	0	581	64.6
MAHONE, Robert	8	389	62	0	0	0	451	56.4
THOMAS, CT	8	12	410	0	0	0	422	52.8
Total	9	1517	2522	163	556	53	4811	534.6
Opponents	9	1053	2035	56	370	45	3559	395.4

Total Offense	g	plays	rush	pass	total	avg/g
BACHMEIER, Hank	7	231	49	1760	1809	258.4
CORD, Chase	8	121	100	670	770	96.2
HOLANI, George	9	124	619	0	619	68.8
MAHONE, Robert	8	79	389	0	389	48.6
VAN BUREN, A.	9	34	157	0	157	17.4
Total	9	653	1517	2522	4039	448.8
Opponents	9	591	1053	2035	3088	343.1

Rushing	gp	att	gain	loss	net	avg	td	lg	avg/g
HOLANI, George	9	124	644	25	619	5.0	5	46	68.8
MAHONE, Robert	8	79	396	7	389	4.9	5	28	48.6
VAN BUREN, A.	9	34	162	5	157	4.6	2	32	17.4
HIGHTOWER, John	9	12	125	1	124	10.3	0	35	13.8
CORD, Chase	8	25	123	23	100	4.0	2	29	12.5
BACHMEIER, Hank	7	39	147	98	49	1.3	1	18	7.0
SHAKIR, Khalil	9	10	50	3	47	4.7	2	14	5.2
BUTLER, Akilian	9	3	27	3	24	8.0	1	23	2.7
HENDERSON, J.	4	6	22	1	21	3.5	0	11	5.2
THOMAS, CT	8	1	12	0	12	12.0	1	12	1.5
SMITH, Danny	1	3	4	0	4	1.3	0	3	4.0
COLLINGHAM, G.	9	1	2	0	2	2.0	0	2	0.2
Total	9	350	1714	197	1517	4.3	19	46	168.6
Opponents	9	295	1301	248	1053	3.6	11	52	117.0

Passing	gp	effic	comp-att-int	pct	yds	td	lg	avg/g
BACHMEIER, Hank	7	151.84	122-192-4	63.5	1760	9	76	251.4
CORD, Chase	8	142.69	57-96-3	59.4	670	9	44	83.8
HENDERSON, J.	4	147.43	7-12-0	58.3	88	1	25	22.0
TEAM	5	0.00	0-2-0	0.0	0	0	0	0.0
HIGHTOWER, John	9	133.60	1-1-0	100.0	4	0	4	0.4
Total	9	147.71	187-303-7	61.7	2522	19	76	280.2
Opponents	9	125.49	161-296-5	54.4	2035	15	75	226.1

Receiving	gp	no.	yds	avg	td	lg	avg/g
SHAKIR, Khalil	9	39	519	13.3	3	45	57.7
HIGHTOWER, John	9	33	630	19.1	5	76	70.0
THOMAS, CT	8	26	410	15.8	3	36	51.2
BUTLER, Akilian	9	21	231	11.0	2	22	25.7
BATES, John	9	17	226	13.3	1	28	25.1
HOLANI, George	9	17	136	8.0	2	25	15.1
EVANS, Octavius	9	12	143	11.9	1	32	15.9
COLLINGHAM, G.	9	7	77	11.0	1	24	8.6
MAHONE, Robert	8	7	62	8.9	0	27	7.8
VAN BUREN, A.	9	5	23	4.6	0	9	2.6
PISTONE, Matt	9	2	21	10.5	0	14	2.3
COBBS, Stefan	5	1	44	44.0	1	44	8.8
Total	9	187	2522	13.5	19	76	280.2
Opponents	9	161	2035	12.6	15	75	226.1

Field Goals	fg	pct.	01-19	20-29	30-39	40-49	50-99	lg	blk
SACHSE, Eric	12-14	85.7	0-0	2-2	7-8	3-4	0-0	41	0
VELAZQUEZ, Joel	1-2	50.0	0-0	0-0	0-0	0-0	1-2	52	0

Scoring	td	fg	PAT				dxp	saf	pts
SACHSE, Eric	-	12-14	38-39	-	-	-	-	-	74
HOLANI, George	7	-	-	-	-	-	-	-	42
HIGHTOWER, John	6	-	-	-	-	-	-	-	36
MAHONE, Robert	5	-	-	-	-	-	-	-	30
SHAKIR, Khalil	5	-	-	-	-	-	-	-	30
THOMAS, CT	4	-	-	-	-	-	-	-	24
BUTLER, Akilian	3	-	-	-	-	-	-	-	18
VAN BUREN, A.	2	-	-	-	-	-	-	-	12
CORD, Chase	2	-	-	-	-	1-1	-	-	12
COLLINGHAM, G.	1	-	-	-	1	-	-	-	8
WILLIAMS, Avery	1	-	-	-	-	-	-	-	6
COBBS, Stefan	1	-	-	-	-	-	-	-	6
EVANS, Octavius	1	-	-	-	-	-	-	-	6
BATES, John	1	-	-	-	-	-	-	-	6
BACHMEIER, Hank	1	-	-	-	-	-	-	-	6
Total	40	13-16	38-39	-	1	1-1	-	-	319
Opponents	26	7-10	21-23	2-2	1	1-1	-	-	204

Score by Quarters	1st	2nd	3rd	4th	OT	Total
Boise State	62	84	76	94	3	319
Opponents	66	47	55	36	0	204

The Automated ScoreBook
Boise State Overall Team Statistics (as of Nov 10, 2019)
All games

Team Statistics	BSU	OPP
SCORING	319	204
Points Per Game	35.4	22.7
Points Off Turnovers	49	28
FIRST DOWNS	212	164
Rushing	87	59
Passing	108	89
Penalty	17	16
RUSHING YARDAGE	1517	1053
Yards gained rushing	1714	1301
Yards lost rushing	197	248
Rushing Attempts	350	295
Average Per Rush	4.3	3.6
Average Per Game	168.6	117.0
TDs Rushing	19	11
PASSING YARDAGE	2522	2035
Comp-Att-Int	187-303-7	161-296-5
Average Per Pass	8.3	6.9
Average Per Catch	13.5	12.6
Average Per Game	280.2	226.1
TDs Passing	19	15
TOTAL OFFENSE	4039	3088
Total Plays	653	591
Average Per Play	6.2	5.2
Average Per Game	448.8	343.1
KICK RETURNS: #-Yards	25-556	17-370
PUNT RETURNS: #-Yards	19-163	7-56
INT RETURNS: #-Yards	5-53	7-45
KICK RETURN AVERAGE	22.2	21.8
PUNT RETURN AVERAGE	8.6	8.0
INT RETURN AVERAGE	10.6	6.4
FUMBLES-LOST	17-6	13-6
PENALTIES-Yards	55-530	60-521
Average Per Game	58.9	57.9
PUNTS-Yards	38-1477	56-2251
Average Per Punt	38.9	40.2
Net punt average	36.9	36.6
KICKOFFS-Yards	59-3587	38-2145
Average Per Kick	60.8	56.4
Net kick average	39.7	34.6
TIME OF POSSESSION/Game	31:12	28:48
3RD-DOWN Conversions	60/129	39/123
3rd-Down Pct	47%	32%
4TH-DOWN Conversions	4/9	5/16
4th-Down Pct	44%	31%
SACKS BY-Yards	25-141	21-114
MISC YARDS	0	0
TOUCHDOWNS SCORED	40	26
FIELD GOALS-ATTEMPTS	13-16	7-10
ON-SIDE KICKS	0-0	0-3
RED-ZONE SCORES	(33-38) 87%	(22-26) 85%
RED-ZONE TOUCHDOWNS	(23-38) 61%	(15-26) 58%
PAT-ATTEMPTS	(38-39) 97%	(21-23) 91%
ATTENDANCE	169437	153712
Games/Avg Per Game	5/33887	4/38428
Neutral Site Games		0/0

Score by Quarters	1st	2nd	3rd	4th	OT	Total
Boise State	62	84	76	94	3	319
Opponents	66	47	55	36	0	204

The Automated ScoreBook
Boise State Overall Individual Statistics (as of Nov 10, 2019)
All games

Rushing	gp	att	gain	loss	net	avg	td	lg	avg/g
HOLANI, George	9	124	644	25	619	5.0	5	46	68.8
MAHONE, Robert	8	79	396	7	389	4.9	5	28	48.6
VAN BUREN, A.	9	34	162	5	157	4.6	2	32	17.4
HIGHTOWER, John	9	12	125	1	124	10.3	0	35	13.8
CORD, Chase	8	25	123	23	100	4.0	2	29	12.5
BACHMEIER, Hank	7	39	147	98	49	1.3	1	18	7.0
SHAKIR, Khalil	9	10	50	3	47	4.7	2	14	5.2
BUTLER, Akilian	9	3	27	3	24	8.0	1	23	2.7
HENDERSON, J.	4	6	22	1	21	3.5	0	11	5.2
THOMAS, CT	8	1	12	0	12	12.0	1	12	1.5
SMITH, Danny	1	3	4	0	4	1.3	0	3	4.0
COLLINGHAM, G.	9	1	2	0	2	2.0	0	2	0.2
TEAM	5	13	0	31	-31	-2.4	0	0	-6.2
Total	9	350	1714	197	1517	4.3	19	46	168.6
Opponents	9	295	1301	248	1053	3.6	11	52	117.0

Passing	gp	effic	comp-att-int	pct	yds	td	lg	avg/g
BACHMEIER, Hank	7	151.84	122-192-4	63.5	1760	9	76	251.4
CORD, Chase	8	142.69	57-96-3	59.4	670	9	44	83.8
HENDERSON, J.	4	147.43	7-12-0	58.3	88	1	25	22.0
TEAM	5	0.00	0-2-0	0.0	0	0	0	0.0
HIGHTOWER, John	9	133.60	1-1-0	100.0	4	0	4	0.4
Total	9	147.71	187-303-7	61.7	2522	19	76	280.2
Opponents	9	125.49	161-296-5	54.4	2035	15	75	226.1

Receiving	gp	no.	yds	avg	td	lg	avg/g
SHAKIR, Khalil	9	39	519	13.3	3	45	57.7
HIGHTOWER, John	9	33	630	19.1	5	76	70.0
THOMAS, CT	8	26	410	15.8	3	36	51.2
BUTLER, Akilian	9	21	231	11.0	2	22	25.7
BATES, John	9	17	226	13.3	1	28	25.1
HOLANI, George	9	17	136	8.0	2	25	15.1
EVANS, Octavius	9	12	143	11.9	1	32	15.9
COLLINGHAM, G.	9	7	77	11.0	1	24	8.6
MAHONE, Robert	8	7	62	8.9	0	27	7.8
VAN BUREN, A.	9	5	23	4.6	0	9	2.6
PISTONE, Matt	9	2	21	10.5	0	14	2.3
COBBS, Stefan	5	1	44	44.0	1	44	8.8
Total	9	187	2522	13.5	19	76	280.2
Opponents	9	161	2035	12.6	15	75	226.1

Punt Returns	no.	yds	avg	td	lg
WILLIAMS, Avery	18	158	8.8	1	66
SHAKIR, Khalil	1	5	5.0	0	5
Total	19	163	8.6	1	66
Opponents	7	56	8.0	0	22

Interceptions	no.	yds	avg	td	lg
NAWAHINE, Kekoa	2	0	0.0	0	0
WICKERSHAM, B.	1	3	3.0	0	3
KANIHO, Kekaula	1	50	50.0	0	50
BUFFALO, K.	1	0	0.0	0	0
Total	5	53	10.6	0	50
Opponents	7	45	6.4	0	16

Kick Returns	no.	yds	avg	td	lg
HIGHTOWER, John	16	423	26.4	1	98
BUTLER, Akilian	3	57	19.0	0	27
LOCHER, Matt	2	17	8.5	0	13
WILLIAMS, Avery	1	39	39.0	0	39
WASHINGTON, D.	1	0	0.0	0	0
SHAKIR, Khalil	1	10	10.0	0	10
PROVENZANO, N.	1	10	10.0	0	10
Total	25	556	22.2	1	98
Opponents	17	370	21.8	0	37

Fumble Returns	no.	yds	avg	td	lg
MOA, David	1	16	16.0	0	16
Total	1	16	16.0	0	16
Opponents	1	20	20.0	0	20

The Automated ScoreBook
Boise State Overall Individual Statistics (as of Nov 10, 2019)
All games

Scoring	td	fg	PAT				dxd	saf	pts
			kick	rush	rcv	pass			
SACHSE, Eric	-	12-14	38-39	-	-	-	-	-	74
HOLANI, George	7	-	-	-	-	-	-	-	42
HIGHTOWER, John	6	-	-	-	-	-	-	-	36
MAHONE, Robert	5	-	-	-	-	-	-	-	30
SHAKIR, Khalil	5	-	-	-	-	-	-	-	30
THOMAS, CT	4	-	-	-	-	-	-	-	24
BUTLER, Akilian	3	-	-	-	-	-	-	-	18
VAN BUREN, A.	2	-	-	-	-	-	-	-	12
CORD, Chase	2	-	-	-	-	1-1	-	-	12
COLLINGHAM, G.	1	-	-	-	1	-	-	-	8
WILLIAMS, Avery	1	-	-	-	-	-	-	-	6
BACHMEIER, Hank	1	-	-	-	-	-	-	-	6
COBBS, Stefan	1	-	-	-	-	-	-	-	6
EVANS, Octavius	1	-	-	-	-	-	-	-	6
BATES, John	1	-	-	-	-	-	-	-	6
VELAZQUEZ, Joel	-	1-2	-	-	-	-	-	-	3
Total	40	13-16	38-39	-	1	1-1	-	-	319
Opponents	26	7-10	21-23	2-2	1	1-1	-	-	204

Total Offense	g	plays	rush	pass	total	avg/g
BACHMEIER, Hank	7	231	49	1760	1809	258.4
CORD, Chase	8	121	100	670	770	96.2
HOLANI, George	9	124	619	0	619	68.8
MAHONE, Robert	8	79	389	0	389	48.6
VAN BUREN, A.	9	34	157	0	157	17.4
HIGHTOWER, John	9	13	124	4	128	14.2
HENDERSON, J.	4	18	21	88	109	27.2
SHAKIR, Khalil	9	10	47	0	47	5.2
BUTLER, Akilian	9	3	24	0	24	2.7
THOMAS, CT	8	1	12	0	12	1.5
SMITH, Danny	1	3	4	0	4	4.0
COLLINGHAM, G.	9	1	2	0	2	0.2
TEAM	5	15	-31	0	-31	-6.2
Total	9	653	1517	2522	4039	448.8
Opponents	9	591	1053	2035	3088	343.1

Field Goals	fg	pct.	01-19	20-29	30-39	40-49	50-99	lg	blk
SACHSE, Eric	12-14	85.7	0-0	2-2	7-8	3-4	0-0	41	0
VELAZQUEZ, Joel	1-2	50.0	0-0	0-0	0-0	0-0	1-2	52	0

Punting	no.	yds	avg	lg	tb	fc	i20	50+	blk
VELAZQUEZ, Joel	38	1477	38.9	58	1	16	11	8	0
Total	38	1477	38.9	58	1	16	11	8	0
Opponents	56	2251	40.2	53	2	17	14	9	1

FG Sequence	Boise State	Opponents
Florida State	(36),(36),(41),(26),(30)	(46)
Marshall	49	-
Portland State	51,(33)	(26),44
Air Force	(40)	(30),(31)
UNLV	(52)	-
Hawai'i	(38)	-
BYU	(38),36	38
San Jose State	(30)	(35),(35)
Wyoming	(40),(28)	(39),37

Kickoffs	no.	yds	avg	tb	ob	retn	net	ydln
VELAZQUEZ, Joel	57	3458	60.7	35	2			
PROVENZANO, N.	1	64	64.0	0	0			
WASHINGTON, D.	1	65	65.0	0	0			
Total	59	3587	60.8	35	2	21.8	39.7	25
Opponents	38	2145	56.4	11	1	22.2	34.6	30

Numbers in (parentheses) indicate field goal was made.

The Automated ScoreBook
Boise State Overall Individual Statistics (as of Nov 10, 2019)
All games

All Purpose	g	rush	rcv	pr	kr	ir	total	avg/g
HIGHTOWER, J	9	124	630	0	423	0	1177	130.8
HOLANI, Georg	9	619	136	0	0	0	755	83.9
SHAKIR, Khalil	9	47	519	5	10	0	581	64.6
MAHONE, Robe	8	389	62	0	0	0	451	56.4
THOMAS, CT	8	12	410	0	0	0	422	52.8
BUTLER, Akilian	9	24	231	0	57	0	312	34.7
BATES, John	9	0	226	0	0	0	226	25.1
WILLIAMS, Aver	9	0	0	158	39	0	197	21.9
VAN BUREN, A.	9	157	23	0	0	0	180	20.0
EVANS, Octaviu	9	0	143	0	0	0	143	15.9
CORD, Chase	8	100	0	0	0	0	100	12.5
COLLINGHAM,	9	2	77	0	0	0	79	8.8
KANIHO, Kekaul	9	0	0	0	0	50	50	5.6
BACHMEIER, H	7	49	0	0	0	0	49	7.0
COBBS, Stefan	5	0	44	0	0	0	44	8.8
HENDERSON, J	4	21	0	0	0	0	21	5.2
PISTONE, Matt	9	0	21	0	0	0	21	2.3
LOCHER, Matt	9	0	0	0	17	0	17	1.9
PROVENZANO,	9	0	0	0	10	0	10	1.1
SMITH, Danny	1	4	0	0	0	0	4	4.0
WICKERSHAM,	9	0	0	0	0	3	3	0.3
TEAM	5	-31	0	0	0	0	-31	-6.2
Total	9	1517	2522	163	556	53	4811	534.6
Opponents	9	1053	2035	56	370	45	3559	395.4

The Automated ScoreBook
Boise State Overall Defensive Statistics (as of Nov 10, 2019)
All games

#	Defensive Leaders	gp	Tackles				Sacks no-yds	Pass defense			Fumbles		blkd	
			ua	a	tot	tfl/yds		int-yds	brup	qbh	rcv-yds	ff	kick	saf
44	WHIMPEY, Riley	9	22	27	49	4.5-14	1.0-6	.	5	1	1-0	1	.	.
28	KANIHO, Kekaula	9	33	11	44	9.0-36	3.0-19	1-50	6	2	1-0	2	.	.
98	LUI, Sonatane	9	17	24	41	4.0-14	2.5-12	.	.	1
99	WEAVER, Curtis	9	24	16	40	14.5-84	12.5-77	.	3	2	.	1	.	.
15	WALKER, Jalen	9	24	15	39	3.0-5	.	.	5
25	WICKERSHAM, B.	9	14	24	38	1.5-5	0.5-2	1-3	3	1	.	1	.	.
10	NAWAHINE, Kekoa	8	14	16	30	1.0-2	.	2-0	.	.	2-0	1	.	.
0G	NOA, Ezekiel	4	13	15	28	3.0-6	1.0-3	.	.	1
55	MOA, David	9	13	12	25	4.5-14	.	.	1	.	1-16	.	.	.
90	IGIEHON, Scale	9	10	13	23	1.0-0
93	HATADA, Chase	8	9	14	23	4.0-19	2.0-13	.	1	2	.	1	.	.
26	WILLIAMS, Avery	9	18	4	22	.	.	.	2	.	.	1	2	.
21	JONES, Tyreque	8	18	2	20	4.5-12	1.0-6	.	2	.	1-0	.	.	.
4	PIERCE, DeAndre	5	11	8	19	1.0-1	.	.	1
38	WASHINGTON, D.	9	12	6	18	1.5-4	0.5-2	1	.	.
14	BUFFALO, K.	9	5	11	16	.	.	1-0	2
48	DEROSE, Bruno	9	5	6	11
32	HAPPLE, Jordan	3	4	4	8	.	.	.	2	1
0E	TYLER, Evan	8	6	2	8	0.5-0
0C	HAWKINS, B.	9	3	2	5	1.0-1	1.0-1	.	1
40	WATSON, Jabari	7	2	3	5	0.5-1
8	REED, Markel	7	5	.	5	.	.	.	1	.	.	1	.	.
33	SKINNER, JL	9	1	3	4	0.5-0	.	.	1
42	CANTRELL, D.	9	3	1	4
20	KAFENTZIS, R.	9	.	4	4	0.5-1
54	LOCHER, Matt	9	2	1	3	0.5-1	.	.	1
57	FESILI, E.	2	1	2	3	0.5-1
1	EVANS, Octavius	9	3	.	3
85	BATES, John	9	2	.	2
2	SHAKIR, Khalil	9	2	.	2
22	LEBEAUF, Tyric	8	2	.	2
49	HERBERG, Dylan	7	.	2	2
39	SMITH, A.J.	1	1	.	1
76	CLEVELAND, Ezra	8	1	.	1
77	MOLCHON, John	8	1	.	1
97	FREEBORN, K.	1	.	1	1
7	BUTLER, Akilian	9	1	.	1
35	EMMSLEY, Kukea	1	1	.	1
30	BAGNAH, Isaiah	1	.	1	1
52	SCHRAMM, D.J.	3	1
Total		9	303	250	553	61-221	25-141	5-53	38	11	6-16	10	2	.
Opponents		9	376	236	612	48-174	21-114	7-45	29	8	6-20	12	1	.