

THE UNIVERSITY OF NEW MEXICO LOBOS

Men's Basketball Game Notes

@UNMHoops

www.GoLobos.com

#GoLobos

2016-17 Schedule

Date	Opponent	TV	Time/Score
11-2	Western N.M. (Ex.)	TBA	W, 113-57
11-4	Eastern N.M. (Ex.)	TBA	W, 88-66

11-11	Idaho State	ROOT	W, 81-70
11-14	Houston Baptist	ROOT	W, 95-79
11-18	New Mexico State	ESPN3	W, 72-59

Wooden Legacy Classic

11-24	Virginia Tech	ESPN	L, 92-72
11-25	CSUN	ESPNU	W, 105-89
11-27	Dayton	ESPNU	L, 64-57

11-30	Abilene Christian	ROOT	W, 64-55
12-3	at Illinois State	ESPN3	L, 79-74
12-7	UTEP	ROOT	W, 78-77
12-10	at New Mexico State	ESPN3	L, 84-71
12-17	Arkansas-Pine Bluff	ROOT	W, 83-43
12-20	at Arizona	PAC-12	L, 77-46

12-28	Fresno State*	ESPN3	W, 78-73
1-1	at San Diego State*	CBSSN	W, 68-62
1-4	at Utah State*	ESPNU	L, 79-75
1-7	Nevada*	ESPN2	L, 105-104
1-10	UNLV*	ESPN3	L, 71-66
1-14	at Colorado State*	ROOT	W, 84-71
1-17	at Boise State*	ESPNU	9 p.m.
1-21	Wyoming*	CBSSN	6 p.m.
1-24	Utah State*	ESPNU	9 p.m.
1-28	at Nevada*	CBSSN	2 p.m.
2-1	at UNLV*	CBSSN	9 p.m.
2-4	San Jose State*	ROOT	4 p.m.
2-8	at Air Force*	ROOT	7 p.m.
2-14	Boise State*	CBSSN	8 p.m.
2-18	at Fresno State*	CBSSN	4 p.m.
2-21	Colorado State*	CBSSN	8 p.m.
2-25	at Wyoming*	ESPN3	4 p.m.
3-4	San Diego State*	CBSSN	8 p.m.

Mountain West Tournament

(Thomas & Mack Center - Las Vegas, Nev.)

3-8	Opening Round	MWN	TBA
3-9	Quarterfinals	CBSSN	TBA
3-10	Semifinals	CBSSN	TBA
3-11	Championship	CBS	TBA

BOLD Denotes Home Games

*Denotes Mountain West Game

All times listed are Mountain Times

Game times are subject to change



New Mexico

Lobos

Record: 10-8 (3-3 MW)
Conference: Mountain West
Head Coach: Craig Neal (4th Season)
Record at UNM: 69-46
Career Record: Same



Boise State

Broncos

Record: 11-5 (4-1 MW)
Conference: Mountain West
Head Coach: Leon Rice
Record at CSU: 133-80 (7th Season)
Career Record: Same

Media Information

Tip-Off: 9:05 p.m. MT

TV: ESPNU
Steve Quis (Play-by-Play)
Adrian Branch (Analyst)

Comcast: 281/815 (HD)
DISH: 141
DirecTV: 208

Radio: 770 AM KKOB
Robert Portnoy (Play-By-Play)
Hunter Greene (Analyst)

Stats: Live stats available through
Lobos.Statbroadcast.com

ABOUT THE MATCH-UP

- The Lobos and the Broncos will meet for the 12 time in program history on Tuesday night. Tip-off is set for 9:05 p.m. and will air on ESPNU.
- The Lobos hold a record of 8-3 against the Broncos in a series that dates back to the Spring of 2012. The two teams had never faced each other prior to Boise State joining the Mountain West for the 2011-12 season.
- Against the Broncos, the Lobos are 3-2 on the road and 4-1 inside WisePies Arena - The Pit. Last season, the Lobos downed Boise State 88-83 in Boise and then had one of the biggest come-backs in Lobo history at home on Feb. 17. The Lobos were down 15 points with six minutes to go in the second half and pulled off an 80-78 victory.
- New Mexico comes into the match-up with a 3-3 conference record and 10-8 overall. The Lobos put together a solid 84-71 victory over Colorado State Saturday to snap a three-game skid. Elijah Brown led the squad against the Rams with 25 points. The Lobos also had three other players finish in double figures; Tim Williams (15), Dane Kuiper (10), Damien Jefferson (10).
- Tim Williams continues to lead the Lobos in the scoring column at 18.3 points per game, which is second in conference behind Nevada's Marcus Marshall's 21.3 ppg. He is second in the Mountain West in field goal percentage at 59.3 percent. Elijah Brown is fifth in the league in scoring at 17.5 ppg.
- Boise State is led by seventh-year head coach Leon Rice. The Broncos come into the game with a 11-5 overall record and are first among the Mountain West with a 4-1 mark.
- As a team, Boise State is 44.9 percent from the field, 33.7 percent from the three and 69.1 percent from the foul line. They are allowing 67.6 points per game which is second among the league.
- The Broncos are led by Chandler Hutchison in the scoring and rebounding columns. He is averaging 18 points per game and 9.0 rebounds per game on the season. He is shooting 53.1 percent from the field and 40.6 percent from the three. Paris Austin and Nick Duncan also average in double figures. Austin is averaging 11.4 ppg while Duncan averages 10.5 ppg.

PROBABLE STARTERS

Pos.	No.	Name	PPG	RPG	APG	MISC.
G	5	Jalen Harris (Fr., 6-2, Wilson, N.C.)	4.8	1.7	2.6	Word of God
G	4	Elijah Brown (Jr., 6-4, Orange County, Calif.)	17.5	4.3	2.8	80.5% FT
C	11	Obij Aget (Sr., 7-1, Juba, South Sudan)	5.6	2.9	0.4	63.2% FG
G/F	14	Dane Kuiper (So., 6-7, Wasilla, Alaska)	7.0	2.5	1.4	45.9% 3FG
F	32	Tim Williams (Sr., 6-8, Flossmoor, Ill.)	18.3	7.2	1.4	59.3% FG

OFF THE BENCH

Pos.	No.	Name	PPG	RPG	APG	MISC.
G/F	1	Aher Uguak (Fr., 6-7, Edmonton, Canada)	1.3	0.8	0.4	Henry Ainley HS
G	3	Jordan Hunter (So., 5-11, Beaumont, Texas)	4.9	2.2	2.5	85.0% FT
G/F	20	Sam Logwood (Jr., 6-7, Indianapolis, Ind.)	6.1	2.9	1.4	42.9% FG
G	21	Xavier Adams (Jr., 6-4, Flower Mound, Texas)	3.9	2.3	0.2	44.1% FG
F	22	Holt Shelley (Fr., 6-9, Cliff, N.M.)	0.0	0.0	0.0	Cliff HS
F	23	Joe Furstinger (Jr., 6-9, Rancho Santa Margarita, Calif.)	3.9	3.3	0.5	54.5% FG
G/F	24	Damien Jefferson (Fr., 6-5, East Chicago, Ind.)	5.4	1.9	1.0	East Chicago HS
G	30	Adam Cumber (So., 6-2, Albuquerque, N.M.)	0.0	0.0	0.0	2 games last yr
G	31	Anthony Mathis (So., 6-3, West Linn, Ore.)	1.6	0.9	1.0	25 games last yr
F	55	Connor MacDougall (So., 6-9, Tempe, Ariz.)	3.9	2.1	0.0	South Mountain CC

By the Numbers

2016-17 Statistics

Statistic	All Games (MW Rank)	MW Games
Scoring:	76.3 (4th)	79.2 (4th)
Scoring Defense:	73.8 (9th)	76.8 (7th)
Scoring Margin:	+2.4 (8th)	+2.3 (5th)
Field Goal %:	47.5% (2nd)	48.8% (1st)
Def. Field Goal %:	43.8% (8th)	43.5% (6th)
3-Point FG %:	32.4% (10th)	38.5% (3rd)
Def. 3-Point FG %:	39.1% (11th)	38.2% (9th)
Free Throw %:	74.8% (2nd)	74.4% (T5th)
Rebounding:	34.1 (11th)	34.8 (7th)
Rebounding Defense:	32.6 (1st)	33.7 (3rd)
Reb. Margin:	+1.5 (5th)	+1.2 (5th)
Assists:	14.2 (6th)	14.8 (5th)
Turnover Margin:	+1.1 (3rd)	+0.0 (6th)
Asst/TO Ratio:	1.0 (T6th)	1.1 (T6th)
Steals:	6.6 (4th)	6.0 (T6th)
Blocks:	3.6 (7th)	4.8 (4th)

Returning vs. Lost

Team Totals Returning From Last Year

	Returning	Lost
Minutes:	5,022 (78.1%)	1,303 (20.2%)
Scoring:	1,996 (82.1%)	436 (19.0%)
Rebounding:	928 (79.0%)	140 (12.0%)
Assists:	307 (66.6%)	154 (33.4%)
Steals:	143 (82.2%)	37 (20.5%)
Blocks:	129 (99.2%)	1 (0.7%)
Free Throws:	480 (83.0%)	98 (16.9%)
Three Pointers:	138 (70.4%)	58 (29.5%)

KenPom.com

New Mexico in 2016-17 (120)

Category	Offense	Defense	D-I Avg
Adj. Efficiency	108.5 80	104.7 194	103.5
Adj. Tempo	71.2 94	69.6	
Avg. Poss. Length	16.7 115	17.2 216	17.1
Four Factors			
Effective FG%:	51.4 124	51.8 240	50.2
Turnover %:	18.9 175	20.4 88	19.0
Off. Reb. %:	28.9 195	28.7 138	29.7
FTA/FGA:	51.5 2	37.1 212	35.3

Miscellaneous Components

3P%:	32.4 275	39.1 321	34.9
2P%:	52.4 65	47.0 111	49.0
FT%:	74.8 43	69.8 176	69.8
Block%:	7.8 78	10.6 106	9.3
Steal%:	11.1 334	9.2 133	8.8

Style Components

3PA/FGA:	24.5 345	41.1 312	36.2
A/FGM:	55.5 108	60.8 326	52.9
Defensive Fingerprint:	Some Zone		

Point Distribution (% of total points)

3-Pointers:	16.8 349	37.2 16	30.3
2-Pointers:	55.9 43	42.7 336	50.0
Free Throws:	27.2 3	20.0 162	19.7

Strength of Schedule

Components:	102.9 208	102.1 76	103.5
Overall:	+0.77 134		0.00
Non-conference:	-1.40 212		0.00

Personnel

Bench Minutes:	41.4% 15		32.6%
Experience:	1.64 yrs 203		1.70
Minutes Continuity:	66.6% 38		49.8%
Average Height:	77.9" 37		76.8"

New Mexico Game Notes

LAST TIME OUT

The Lobos put together a solid performance on Saturday against Colorado State, getting a 84-71 victory over the Rams. They shot 55.6 percent from the field and 66.7 percent from the three. The Lobos were led by Elijah Brown, who finished the game with 25 points off of 6-of-12 shooting from the field, 4-of-6 coming from the three, and 9-of-11 from the free throw line. The Lobos had three others finish in double-figures; Tim Williams (15), Dane Kuiper (10), Damien Jefferson (10). The Lobos also got big minutes from Jordan Hunter, who had battled an ankle injury that occurred on Jan. 1 at San Diego State.

BROWN REACHES 1,000 POINTS AS A LOBO

Going into Saturday's game, Elijah Brown needed just 16 points to reach 1,000 points in his Lobo career. With his first made three of the second half he accomplished the feat and became the 34th player in Lobo history that has reached 1,000 points in Lobo career. Brown needed just 50 games to reach 1,000 career Lobo points, which goes down as one of the fastest Lobos to reach the feat. He is just the sixth player in Lobo history to reach 1,000 in two seasons.

IN LEAGUE PLAY

Since conference play has started, the Lobos have ranked first among the league in field goal percentage. In six games, the Lobos are shooting 48.8 percent. Elijah Brown is averaging 20.3 points per game in conference games, which is fourth-best in the league. He is sixth among three-point shooters at 46.9 percent.

GETTING TO THE FREE THROW LINE

The Lobos continue to be among the top of the nation in free throws. The Lobos are second in the country in KenPom's free throw rate and third in Free Throw Point Distribution. New Mexico has a 51.5 free throw rate and receives 27.2 percent of their points from the line.

The Lobos are shooting 74.8 percent from the foul line which is second in the Mountain West and is 40th in the nation. Their opponents free throw rate is 37.1 and the average D-I free throw rate is 35.3.

BROWN AT THE LINE

Elijah Brown made 14-of-14 against Fresno State on Dec. 26, which was the third best in program history. He is 29-of-29 in Mountain West openers as he went 15-of-15 against Nevada in last year's MW opener. He continued his streak, making 8-of-8 at SDSU. That streak ended against Utah State on Jan. 4 as he missed his first free throw attempt against the Aggies. He made 26 straight which is his second longest streak. Last season, his longest streak was 31 straight free throws. The program record in 52 consecutive made free throws.

Brown ranks 12th in the nation in Free Throw Attempts (133) which is first in the league. He is 10th in the country in Free Throws Made (107) which is also first among the Mountain West.

IN THE CONFERENCE

Tim Williams continues to ranks second in the league in field goal percentage and is 23rd among the country this week. On the season, he is shooting 59.3 percent. He is second in points per game at 18.3 behind Nevada's Marcus Marshall's 21.3.

HARRIS STEPS UP

Freshman Jalen Harris has been a bright spot for the Lobos since conference action began. In six conference games, he is average 8.0 points per game and is dishing out 3.6 assists per game. His 3.7 assists per game is good for seventh in the league. Harris has a 1.9 assist/turnover ratio in conference play and that ranks eighth in the conference.

OTHER NUMBERS AMONG THE NATION

The Lobos are third in the nation in free throws made. The Lobos have made a total of 374 this season. They also rank fifth in free throw attempts with 500. The Lobos are first among the conference in both categories.

TIM WILLIAMS PASSING 1,500

With a game-high 17 points against Colorado State last season, Tim Williams crossed the 1,500 point milestone for his career. Prior to joining the Lobos, Tim Williams became the first sophomore ever to score 1,000 points in a career at Samford. He has scored a total of 293 points this season, bringing his career total to 1,850. He is 150 points away from reaching 2,000. As a Lobo, he is close to reaching 1,000 points. He currently has a total of 832.

New Mexico Game Notes

DANE KUIPER'S CAREER NIGHT

Dane Kuiper put together a career performance against UNLV on Jan. 10. He finished with a career-high 17 points, which led the squad. He was 3-for-5 from the three and 6-for-10 from the field overall. He finished with three assists, four rebounds and a steal in his career-high 37 minutes played.

Kuiper has continued to step up for the Lobos. On the season, he is leading the team beyond the arc at 45.9 percent. In conference play, he is 8-for-15 from the three (53.3 percent).

AGET'S BLOCKS

Against UNLV on Jan. 10, senior Obij Aget recorded seven blocks, all coming in the first half. It was the best block performance since the 1999-2000 season when two players recorded seven in a game. Luc Longley owns the block record with 10 in a single game. Aget now has over 100 blocks in his career and is seventh on the all-time list with 106. Longley is the all-time leader in blocks with a total of 336. Longley also owns the single season record with 117 (1989-90).

BIG WIN AT SAN DIEGO STATE

It was a different outcome this season for the Lobos in Viejas Arena. The Lobos had a come-from-behind effort on Jan. 1 to claim a 68-62 win over San Diego State. It was the program's first win in Vieja's since 2012 and Coach Neal's first win in Vieja's as head coach of the Lobos. The Lobos were down by 58-54 with 4:18 left to play but used a 14-4 run the rest of the way to pick up the win. In that final stretch, the Lobos converted eight free throws, four coming from Tim Williams. With the win, the Lobos are now 2-0 which is the fifth straight season that the Lobos have started conference play off with two victories.

LOBOS WIN THRILLER

It was a thriller on Dec. 7 inside WisePies Arena - The Pit, but the Lobos came out on top after Elijah Brown hit a jumper with 5.8 seconds left on the clock to defeat UTEP 78-77. The Lobos had a 21 point lead with 12 minutes left in the first half but UTEP was dangerous from 3-point range, working their way back in the second half to bring the game to 72-72. The two teams traded points and UTEP hit a three to go up 77-74 but the Lobos got a two from Jordan Hunter and a big rebound from Anthony Mathis to set up the shot for Brown and win their fifth straight inside The Pit.

FURSTINGER'S FIRST CAREER START

Junior Joe Furstinger made his first career start against Illinois State on Dec. 3. He finished with a career-high in points (9) and rebounds (11). His 11 rebounds were a game-high and led the squad. In his career-high 28 minutes, he finished 3-for-4 from the field and 3-for-5 from the foul line. He also led the team with two blocks. In previous games, he has been an energy booster off the bench for the Lobos.

#PIT50 GAME

With The Pit being built in 1966, this season marks the 50th anniversary of The Pit. The Lobos celebrated on Nov. 30 by taking on its first-ever opponent in The Pit, Abilene Christian on Wednesday. The Lobos pulled away in the second half to claim a 64-55 victory over the Wildcats, which was the same scoring margin as the first game played (62-53).

WILLIAMS NAMED NABC ALLSTATE GOOD WORKS NOMINEE

Tim Williams was named an NABC Allstate Good Works nominee last week on Wednesday. This distinguished award shines a spotlight on a select group of student-athletes who have shown dedication to community service and altruism in their communities. The nomination is due to Williams' standout performance as a student-athlete and representative of Lobo Basketball. The 6-foot-8 senior is involved in many activities around the Albuquerque community. He has spent time volunteering with Lobo summer camps, Heart Gallery Stocking Stuffing, visiting the UNM Children's Hospital and handing out candy to children at the Lobo Howl-o-Ween event in The Pit. Williams not only succeeds on the court but in the classroom as well. Last season, he was a big part in the Lobos breaking their fall semester grade point average. The team finished with a 3.30. Williams finished the year with a 3.44 GPA and has a cumulative

Associated Press Poll

(As of 1-9-2017)

Place	School (1st Place Votes)
1	Baylor (55)
2	Kansas (8)
3	Villanova (1)
4	UCLA (1)
5	Gonzaga
6	Kentucky
7	Duke
8	Creighton
9	Florida State
10	West Virginia
11	North Carolina
12	Butler
13	Oregon
14	Louisville
15	Xavier
16	Arizona
17	Purdue
18	Wisconsin
19	Virginia
20	Notre Dame
21	Saint Mary's (Cali.)
22	Cincinnati
23	Florida
24	Minnesota
25	Southern California

Others receiving votes: Seton Hall 11, South Carolina 7, Iowa State 7, Indiana 6, Virginia Tech 6, Maryland 5, SMU 5, Clemson 4, UNC-Wilmington 3, VCU 3, Nevada 2, Dayton 2, Wichita State 2

MW Standings

Place	School	MW	Overall
1st	Nevada	4-1	15-3
1st	Boise State	4-1	11-5
3rd	Colorado State	3-2	11-7
4th	Fresno State	3-3	11-7
4th	New Mexico	3-3	10-8
6th	Wyoming	2-3	12-6
6th	San Diego State	2-3	10-7
6th	Air Force	2-3	9-9
6th	UNLV	2-3	9-9
6th	San Jose State	2-3	9-7
11th	Utah State	2-4	8-9

MW Preseason POLL

Place	School (1st Place Votes)	Points
1st	San Diego State (23)	293
2nd	Nevada	253
3rd	New Mexico (3)	249
4th	Fresno State (1)	200
5th	Boise State	164
6th	Utah State	153
7th	Colorado State	146
8th	UNLV	120
9th	Air Force	90
10th	Wyoming	73
11th	San Jose State	41

Head-To-Head History

Date	Winner	Score	Location
2-4-12	New Mexico	65-49	Boise
3-3-12	New Mexico	76-61	Albuquerque
1-16-13	New Mexico	79-74 (OT)	Boise
2-16-13	New Mexico	60-50	Albuquerque
1-21-14	New Mexico	84-75	Albuquerque
2-12-14	Boise State	70-71	Boise
3-14-14	New Mexico	70-67	Las Vegas
1-18-15	Boise State	69-59	Albuquerque
2-24-15	Boise State	76-65	Boise
1-30-16	New Mexico	88-83	Boise
2-17-16	New Mexico	80-78	Albuquerque

New Mexico leads Boise State in the all-time series, 8-3 and are 4-1 against the Broncos in The Pit and 3-2 on the road.

The Pit in the MW ERA

Year	Avg. Attendance (NCAA Rank)	MW Rank
1999-00	16,443 (8th)	1st
2000-01	16,418 (8th)	1st
2001-02	16,426 (7th)	1st
2002-03	15,186 (12th)	1st
2003-04	14,679 (15th)	2nd
2004-05	14,309 (14th)	1st
2005-06	13,387 (21st)	1st
2006-07	12,853 (23rd)	1st
2007-08	14,361 (18th)	1st
2008-09	13,994 (17th)	1st
2009-10	13,595 (22nd)	2nd
2010-11	14,570 (16th)	2nd
2011-12	14,455 (16th)	2nd
2012-13	15,022 (16th)	2nd
2013-14	15,212 (16th)	1st
2014-15	14,571 (18th)	1st
2015-16	13,031 (23rd)	1st

*The \$60 million dollar renovation to The Pit added a suite level and lowered the maximum capacity from 18,018 to 15,411 starting with the 2010-11 season.

Lobos in the NBA

NBA Team	Name (Years as a Lobo)
Milwaukee Bucks:	Tony Snell (2010-13)

New Mexico Game Notes

GPA of 3.42.

LOBOS TO COMPETE IN EMERALD COAST CLASSIC

The Lobos will compete in the Emerald Coast Classic in 2017. The first two rounds will be held in WisePies Arena - The Pit while the third and championship rounds will be held in Niceville, Fla. during Thanksgiving. Along with the Lobos, Maryland, St. Bonaventure and TCU headlining the tournament. Jackson State, Maryland Eastern Shore, Tennessee Tech and Nebraska-Omaha round out the tournament. CBS is the television sponsor.

WOODEN LEGACY RECAP

The Lobos went 1-2 at the 2016 Wooden Legacy Classic. The Lobos started off the tournament with a 20-point loss to Virginia Tech, their first loss of the season, falling 92-72. New Mexico rebounded to claim its fourth win of the season against CSUN, 105-89. The Lobos dropped their final game of the tournament, falling in the last minute of the game, 64-57.

The Lobos were in the top two among the tournament field in shooting percentage. They finished second with a 50.6 shooting percentage behind UCLA's 51.3 percent. The Lobos also finished second in 3-point shooting (42.9 percent).

BREAKING RECORDS

At the Wooden Legacy Classic, the Lobos broke a few records in their game with CSUN. The Lobos' 105 points against the Matadors is the most any team has ever scored in a Wooden Legacy Classic game. Also in that game, the Lobos shot 64.9 percent from the field, which goes down as the best shooting percentage in a game at the Wooden Legacy. The Lobos scored 54 points in the first half against the Matadors, which is a record for first half points scored in a game at the tournament and ties the most points in any half record at the Wooden. The total number of points between the two teams, 194, is the most scored in a Wooden Legacy game.

WILLIAMS EARNS ALL-TOURNAMENT HONORS

At the Wooden Legacy Classic, Tim Williams earned All-Tournament honors after his stellar performance throughout the tournament for the Lobos. He averaged 18.7 ppg which was fourth among all the participants at the tournament. He also picked up 7.3 rebounds a game which was third among the field. He leads the Lobos with 20.8 ppg and 8.0 rpg. He is shooting 62 percent from the field and 80.4 percent from the foul line.

AGET HAS CAREER GAME

Against CSUN, senior Obij Aget had his best scoring game of his career. He produced 16 points in 19 minutes. He was perfect from the field (6-for-6) and was 4-for-5 from the foul line. His previous career-high was 14 points.

WILLIAMS EARNS FIRST MW PLAYER OF THE WEEK HONOR

Tim Williams picked up his first career Mountain West Player of the Week honor on Monday, Nov. 21. He led the Lobos to a pair of victories with a career-high 31 points against Houston Baptist and a team-high 20 points against NMSU. Against HBU, he finished with 11 rebounds, which was his second straight double-double of the season.

TIM WILLIAMS' CAREER NIGHT

It was Tim Williams' night against Houston Baptist on Nov. 14, as he went off for a career-high 31 points, shooting 10-for-11 from the field and 11-for-12 from the foul line. He also finished with 11 rebounds for his second straight double-double. The double-double marks his eighth in his career. Of his 31 points, 14 came in the first half. He was perfect from the field (6-for-6) and from the foul line (2-for-2).

NEAL ADDS PARKS FOR 2017-18

Mike Parks, a 6-9 forward, commits to New Mexico from Southwest Mississippi Community College in Summit, Miss. Last year, he played at Missouri State - West Plains and averaged 8.3 points per game and 4.3 rebounds per game in 16 games. He shot 64 percent from the field, which ranked in the top 10 of the NJCAA. So far this season for the Bears, he is averaging 9.0 points and shooting 75 percent through four games.

LOGWOOD HAS CAREER NIGHT

Fans saw a glimpse of what Sam Logwood was capable of doing for the Lobos in last year's final game against Nevada at the Mountain West tournament. That carried over into the season opener against Idaho State on Nov. 11, as he went off for a career-high 20 points, shooting 7-for-10 from the field, 1-for-2 from the three and perfect from the foul line (5-for-5). He also picked up four assists, three rebounds and a steal. Logwood had 16 points in the second half.

New Mexico Game Notes

OPENING STRONG

The Lobos started off strong for the 14th straight season, winning their opener 81-70 over Idaho State on Nov. 11. The Lobos are 56-11 (.835) in season openers. That record includes a 48-5 (.905) mark in season openers in Albuquerque.

HEROES NIGHT

Coach Neal and the Lobos kicked off the 2016-17 season by honoring and celebrating the men and women who have served and continue to serve our country. The Lobos wore special game jerseys that were red with camo lettering. A jersey auction was held and the Lobos raised \$3,082 for the Wounded Warriors and UNM's ROTC program.

NLI SIGNING DAY

High school prospects Isaiah Poor-Bear Chandler of Omaha Central High School and Chris Sodom of Tennessee Prep pledged to join the Lobos as freshmen beginning the 2017-18 season on signing day last week. Poor-Bear Chandler, a 6-foot-9 forward, chose New Mexico over Wichita State, among others. Chandler, a four-star recruit by ESPN, averaged 13 points, 8.5 rebounds and more than three blocks per game as a junior as Central qualified for the Class A State tournament. During the summer time, Poor-Bear Chandler plays for the Omaha Elite AAU team. Sodom, a 7-foot-3 center originally from Nigeria, chose New Mexico over offers from TCU and Purdue. He lived in the Houston area before moving to Tennessee this school year. Sodom, a four-star recruit by ESPN, played for the Houston Defenders' AAU squad.

WHAT WE HAVE RETURNING

After having the youngest team in the Mountain West and one of the youngest in the NCAA last year, the Lobos return 10 players, including two All-Mountain West players in Elijah Brown and Tim Williams. Those two are the only two returners in the Mountain West that averaged 16 or more points last season, and it is the first time in Lobo history that two All-MW First Teamers have returned. Along with Brown and Williams, the Lobos return two more starters in Sam Logwood and Obij Aget. Aget and Williams are the only two seniors on the squad. Despite the young team, Lobos finished fourth in the league standings.

LOBOS PICKED TO FINISH THIRD

The Mountain West Preseason Poll was announced at Media Day in Las Vegas, Nevada, on Oct. 12. The Lobos are picked to finish third, receiving three first-place votes. San Diego State is predicted to finish at the top, earning 23 first-place votes. Fresno State, who is picked to finish behind the Lobos, picked up the only other first-place vote. Nevada, who took down the Lobos in the quarterfinals last year of the Mountain West Tournament, is slated to finish second.

BROWN, WILLIAMS EARN PRESEASON MW HONORS

Along with the Lobos being picked to finish third, Elijah Brown was named Mountain West Preseason Player of the Year by the media. Brown was named to the All-Mountain West team along with teammate Tim Williams. This is the first year in Lobo history that the Lobos return two First Team All-Mountain West selections.

AIR FORCE & SAN JOSE STATE ONCE

The 18-game MW schedule means the Lobos will face every conference opponent twice with the exception of two programs. New Mexico will only play Air Force (in Colorado Springs) and San Jose State (in The Pit) once.

LOBOS ON TV

The 2016-17 schedule includes many national and regional broadcasts of New Mexico basketball. The Lobos had 24 of its 30 regular-season games picked up through the Mountain West's package. Of those games, 16 will be broadcasted by ROOT Sports or CBS Sports Network. In addition to those 16 games, there will be many that will be broadcasted by the ESPN family of

networks, including the Wooden Legacy Classic. The road game with Arizona will be on the Pac-12 Network. Road games at Illinois State and New Mexico State will be televised on ESPN3, giving the Lobos all 30 games being nationally televised.

BROWN SELECTED ON 2017 JERRY WEST AWARD WATCH LIST

Redshirt junior guard Brown has been named as one of 20 finalists for the 2017 Jerry West Shooting Guard of the Year Award Preseason Watch List, as announced by the Naismith Memorial Basketball Hall of Fame on Oct. 20. By mid-February, the watch list of 20 players for the award will be narrowed down to 10. In March, five finalists will be presented to West and the Hall of Fame's selection committee. The winner of the 2017 Jerry West Shooting Guard of the Year award will be presented at the ESPN College Basketball Awards Show in Los Angeles, Calif. on April 7. Broadcast information will be released at a later date.

BEST FANS IN THE MOUNTAIN WEST

With an average of 13,031 fans per game inside WisePies Arena last season, the Lobos finished 23rd in the nation and tops in the Mountain West Conference. Overall, the Lobos ranked second in the nation to BYU in average attendance for non-Power Five or Big East schools. Most importantly, the Lobos completed 50 straight years in the top-25 nationally in average attendance. Since WisePies Arena was renovated before the 2010-11 season, the Lobos have seen massive support from its fans. On average, WisePies Arena was 85 percent full last season. That was a mark the program did not hit from 2002-2010, but have exceeded it every year since the renovation.

ROAD WARRIOR

In three seasons, head coach Craig Neal won 24 games away from Albuquerque. Prior to Coach Neal coming to New Mexico along with former head coach Steve Alford, no other coach in program history won 20 or more road and neutral games in their first three seasons. Alford holds the record at 27 road and neutral wins.

LOBOS EARN NABC TEAM EXCELLENCE AWARD

Over the summer, the NABC recognizes outstanding academic achievement by a team with a cumulative grade point average (GPA) of 3.0 or better for the 2015-16 season. The Lobos finished the 2015-16 season with a program record 3.03 GPA for the academic year. The honor places the Lobos in an elite class academically. There are the first Mountain West team to ever receive this honor, now in its fourth year of existence. This year, the NABC recognized 119 collegiate teams across all divisions of the NCAA and NAIA. Of those teams, New Mexico was one of just 25 NCAA Division I Institutions to be honored.

FOUR LOBOS NAMED ON NABC HONORS COURT

Another NABC academic achievement came for the Lobos over the summer as they earned four on the NABC Honors Court. The Lobos had four academic seniors recognized for their GPA of 3.2 or higher. Only five teams in the league had student-athletes named to the Honors Court, with New Mexico holding twice as many honorees as any other MW team. The Lobos were also one of just 63 teams, across all NCAA and NAIA divisions in the country, to have four or more honorees.

LOBOS ON ACADEMIC ALL-MW LIST

The Lobos one again stood out from the pack in the Mountain West academically, with a league-leading five players selected as Academic All-Mountain West. Dane Kuiper, Anthony Mathis, Cullen Neal, Devon Williams and Tim Williams all earned the honor. Head coach Craig Neal has now led the MW in Academic All-Mountain West honorees in all three seasons as head coach. To be eligible for selection, student-athletes must have completed at least one academic term at the member institution while maintaining a cumulative grade point average of 3.0 or better.

Head Coach Craig Neal



Craig Neal
Head Coach - 4th Season
(2016-17) 10-8 (Career) 69-46 (.600)

NOTEWORTHY :

- Earned the nickname "Noodles" for wiry build as a high school player
- Spent nine seasons as a member of Steve Alford's staffs at Iowa and New Mexico
- Coached under NBA legend Lenny Wilkens for three seasons with the Raptors
- Spent nearly a decade as a NBA assistant coach and scout with Toronto
- Avid golfer and motorcycle enthusiast

PLAYING EXPERIENCE

- 1988-95 - NBA and CBA Career
- *Drafted by Portland in the 1988 NBA Draft
 - *Played for Blazers, Heat and Nuggets
 - *Fort Wayne Fury Player and Coach in 1994-95
- 1984-88 - Georgia Tech
- *Played for Bobby Cremins
 - *Member of Elite Eight and Sweet 16 teams
 - *Graduated with career assist record (659)
- 1980-83 - Washington High School (Washington, Ind.)
- *All-American & member of Indiana All-Star Team
 - *Coached by his father, Stan Neal
 - *Played against Steve Alford

COACHING EXPERIENCE

Head Coach:

2013-Present - New Mexico (69-46)

Associate Head Coach:

2007-13 - New Mexico (NCAA)

Assistant Coach:

2004-07 - Iowa (NCAA)

2000-03 - Toronto Raptors (NBA)

THE INFAMOUS CHERRY BLAZER

The cherry blazer has become a symbol with New Mexico basketball. Given to coaches at their introductory press conferences, it makes appearances throughout the season at crucial games.

- Craig Neal is 10-3 when wearing the cherry blazer
 - Nov. 9, 2013 vs. Alabama A&M (W, 88-52)
 - Jan. 21, 2014 vs. Boise State (W, 84-75)
 - Feb. 22, 2014 vs. #6 San Diego State (W, 58-44)
 - Mar. 5, 2014 vs. Air Force (W, 80-52)
- Nov. 14, 2014 vs. Idaho State (W, 79-55)
- Jan. 3, 2015 vs. #24 Colorado State (W, 66-53)
- Feb. 17, 2015 vs. #25 San Diego State (L, 46-63)
- March 7, 2015 vs. Wyoming (W, 52-49)
- Nov. 13, 2015 vs. Texas Southern (W, 86-57)
- Feb. 27, 2016 vs. Fresno State (L, 92-82)
- March 1, 2016 vs. San Diego State (L, 83-56)
- Nov. 11, 2016 vs. Idaho State (W, 81-60)
- Nov. 30, 2016 vs. Abilene Christian (W, 64-55)

THE NEAL ERA AT NEW MEXICO

- Became first-ever rookie Lobo head coach to lead New Mexico to a NCAA Tournament appearance
- Set a school record of 15 conference wins in the 2013-14 season
- Led UNM to the 2014 Mountain West Tournament championship, which made New Mexico the first program in MW history to win three-straight conference tournaments
- Guided Cam Bairstow to All-America honors by Sports Illustrated (2nd Team), NBC Sports (3rd Team) and CBS Sports.
- Guided four Lobos to All-Mountain West honors in 2013-14, which included first team selections Cam Bairstow and Kendall Williams. Williams and Alex Kirk were MW All-Defensive Team selections as well. Kirk also was named to third team while Hugh Greenwood was honorable mention
- The 27 wins in 2013-14 mark the most wins by a rookie coach in Lobo history. It is the tied for the fifth most wins by a first-year Division I head coach since 2000
- Signed a new contract in July of 2014 to stay at New Mexico through 2020
- Became the second-fastest coach in program history to 40 wins (53 games)
- In 2014-15 Hugh Greenwood was named All-MW Third Team and became the second guard in Lobo history to finish career with 1,000 points and 600 rebounds.
- Was named a finalist for a pair of national coaching honors: the Joe B. Hall Award as the nation's top rookie coach, and the Jim Phelan Award for national coach of the year
- Led the MW again with six academic all-conference selections in 2015-16. He has had 19 honorees in his three seasons
- Had five players sign professional contracts; Kendall Williams (Italy), Cam Bairstow (NBA), Alex Kirk (NBA), Hugh Greenwood (Perth) and Deshawn Delaney (Poland)
- Has had 6 straight semesters of at least a 2.7 team GPA. Earned NABC Team Excellence Award in Summer of 2016 for cumulative GPA of 3.03, first MW team to earn the honor
- Guided two First Team All-Mountain West & NABC All-District selections in 2015-16 in Elijah Brown and Tim Williams
- Had highest GPA in program history in Fall of 2015 with a 3.15 GPA
- Landed four players on the NABC Honors Court
- One of two coaches in Lobo history to win more than 20 games on the road over their first three seasons. Neal's total is 24.

The 2016-17 New Mexico Lobos

No.	Name	Pos	Height	Weight	Year	Previous School	Hometown
1	Aher Uguak	G/F	6-7	206	Fr.	Harry Ainlay HS	Edmonton, Canada
3	Jordan Hunter	G	5-11	180	So.	Ozen HS	Beaumont, Texas
4	Elijah Brown	G	6-4	200	R-Jr.	Butler University	Orange County, Calif.
5	Jalen Harris	G	6-2	156	Fr.	Word of God Christian Academy	Wilson, N.C.
11	Obij Aget	C	7-1	220	Sr.	La Lumiere HS (Ind.)	Juba, South Sudan
14	Dane Kuiper	G/F	6-7	200	So.	Corona del Sol HS (Ariz.)	Wasilla, Alaska
20	Sam Logwood	G/F	6-7	210	Jr.	La Lumiere HS (Ind.)	Indianapolis, Ind.
21	Xavier Adams	G	6-4	205	Jr.	Edwards S. Marcus HS	Flower Mound, Texas
22	Holt Shelley*	F	6-9	221	Fr.	Cliff HS	Cliff, N.M.
23	Joe Furstinger	F	6-9	215	Jr.	Santa Margarita Catholic HS	Rancho Santa Margarita, Calif.
24	Damien Jefferson	G/F	6-5	190	Fr.	East Chicago Central HS	East Chicago, Ind.
30	Adam Cumber*	G	6-2	185	R-So.	Sandia HS	Albuquerque, M.M.
31	Anthony Mathis	G	6-2	170	So.	West Linn HS	West Linn, Ore.
32	Tim Williams	F	6-8	240	R-Sr.	Samford University	Flossmoor, Ill.
55	Connor MacDougall	F	6-9	235	R-So.	South Mountain CC	Tempe, Ariz.

* Indicates a walk-on

Head Coach: Craig Neal (4th Season -- Georgia Tech '88)

Associate Head Coach: Chris Harriman

Assistant Coaches: Alan Huss and Terrence Rencher

Acting Director of Operations: Ryan Berryman

Athletic Trainer: Corey DeBarbrie

Video Coordinator: Ben Sanders

Strength and Conditioning Coach: Glenn Cain

By Class

(15 Total)

Seniors: (2)

Juniors: (4)

Sophomores: (5)

Freshmen: (4)

By Position

(15 Total)

Centers: (1)

Forwards: (4)

Guard/Forwards: (4)

Guards: (6)

By Height

7'1"

Obij Aget

6'9"

Joe Furstinger

Connor MacDougall

Holt Shelley

6'8"

Tim Williams

6'7"

Sam Logwood

Dane Kuiper

Aher Uguak

6'5"

Damien Jefferson

6'4"

Xavier Adams

Elijah Brown

6'2"

Jalen Harris

Anthony Mathis

Adam Cumber

5'11"

Jordan Hunter

Alphabetical Roster

No.	Name	Pos	Height	Weight	Year
21	Xavier Adams	G	6-4	205	Junior
11	Obij Aget	C	7-1	220	Senior
4	Elijah Brown	G	6-4	200	RS-Junior
30	Adam Cumber	G	6-2	185	RS-Sophomore
23	Joe Furstinger	F	6-9	215	Junior
5	Jalen Harris	G	6-2	156	Freshman
3	Jordan Hunter	G	5-11	180	Sophomore
24	Damien Jefferson	G/F	6-5	190	Freshman
14	Dane Kuiper	G/F	6-7	200	Sophomore
20	Sam Logwood	G/F	6-7	210	Junior
55	Connor MacDougall	F	6-9	235	RS-Sophomore
31	Anthony Mathis	G	6-2	170	Sophomore
22	Holt Shelley	F	6-9	221	Freshman
1	Aher Uguak	G/F	6-7	206	Freshman
32	Tim Williams	F	6-8	240	RS-Senior

Pronunciations

Name	Pronunciation
Obij Aget	O-BOTCH Ah-Jet
Joe Furstinger	Joe FUR-Sting-er
Jalen Harris	JAY-len
Dane Kuiper	KI-pur
Aher Uguak	Uh-here OO-guac

2016-17 Season Stats

THE STAT CREW SYSTEM New Mexico Combined Team Statistics (as of Jan 15, 2017) All games

RECORD:	OVERALL	HOME	AWAY	NEUTRAL
ALL GAMES	10-8	7-2	2-4	1-2
CONFERENCE	3-3	1-2	2-1	0-0
NON-CONFERENCE	7-5	6-0	0-3	1-2

#	Player	gp-gs	min	avg	Total		3-Point		F-Throw		Rebounds											
					fg-fga	fg%	3fg-fga	3fg%	ft-fga	ft%	off	def	tot	avg	pf	dq	a	to	blk	stl	pts	avg
32	WILLIAMS, Tim	16-16	534	33.4	112-189	.593	0-3	.000	69-94	.734	33	82	115	7.2	33	0	23	33	12	8	293	18.3
04	BROWN, Elijah	18-15	528	29.3	86-220	.391	36-108	.333	107-133	.805	6	72	78	4.3	41	0	51	52	2	25	315	17.5
14	KUIPER, Dane	15-7	276	18.4	37-73	.507	17-37	.459	14-15	.933	10	27	37	2.5	34	2	21	15	4	12	105	7.0
20	LOGWOOD, Sam	17-12	362	21.3	36-84	.429	5-13	.385	27-42	.643	11	38	49	2.9	20	0	25	22	2	11	104	6.1
11	AGET, Obij	18-16	312	17.3	43-68	.632	0-0	.000	15-20	.750	18	35	53	2.9	32	1	8	6	21	6	101	5.6
24	JEFFERSON, Damien	16-0	205	12.8	33-74	.446	3-18	.167	18-32	.563	5	26	31	1.9	24	0	16	18	2	6	87	5.4
03	HUNTER, Jordan	16-10	325	20.3	25-61	.410	11-25	.440	17-20	.850	5	30	35	2.2	32	1	40	25	0	10	78	4.9
05	HARRIS, Jalen	18-8	377	20.9	30-64	.469	2-12	.167	25-36	.694	0	31	31	1.7	39	0	47	26	2	17	87	4.8
21	ADAMS, Xavier	15-0	186	12.4	15-34	.441	0-5	.000	29-36	.806	10	24	34	2.3	22	1	3	11	1	12	59	3.9
23	FURSTINGER, Joe	14-4	207	14.8	18-33	.545	0-0	.000	19-26	.731	19	27	46	3.3	37	1	8	10	14	4	55	3.9
55	MACDOUGALL, Conn	16-0	180	11.3	19-43	.442	0-0	.000	24-31	.774	16	18	34	2.1	34	2	1	15	3	0	62	3.9
31	MATHIS, Anthony	8-0	41	5.1	4-15	.267	2-11	.182	3-3	1.000	0	7	7	0.9	4	0	8	2	0	2	13	1.6
01	UGUAK, Aher	11-2	90	8.2	3-13	.231	1-6	.167	7-12	.583	5	4	9	0.8	4	0	5	6	1	5	14	1.3
30	CUMBER, Adam	1-0	2	2.0	0-0	.000	0-0	.000	0-0	.000	0	0	0	0.0	0	0	0	0	0	0	0	0.0
Team											27	28	55		1		3					
Total.....		18	3625		461-971	.475	77-238	.324	374-500	.748	165	449	614	34.1	357	8	256	244	64	118	1373	76.3
Opponents.....		18	3625		449-1026	.438	165-422	.391	266-381	.698	181	406	587	32.6	400	-	273	263	57	143	1329	73.8

TEAM STATISTICS	NM	OPP	Date	Opponent		Score	Att.
SCORING	1373	1329	11/11/16	IDAHO STATE	w	81-70	11293
Points per game	76.3	73.8	11/14/16	HOUSTON BAPTIST	w	95-79	10456
Scoring margin	+2.4	-	11/18/16	NEW MEXICO STATE	w	72-59	13892
FIELD GOALS-ATT	461-971	449-1026	11/24/16	vs Virginia Tech	L	72-92	0
Field goal pct	.475	.438	11/25/16	vs CSUN	w	105-89	0
3 POINT FG-ATT	77-238	165-422	11/27/16	vs Dayton	L	57-64	0
3-point FG pct	.324	.391	11/30/16	ABILENE CHRISTIAN	w	64-55	11154
3-pt FG made per game	4.3	9.2	12/3/16	at Illinois State	L	74-79	6056
FREE THROWS-ATT	374-500	266-381	12/07/16	UTEP	w	78-77	11838
Free throw pct	.748	.698	12/10/16	at New Mexico State	L	71-84	6298
F-Throws made per game	20.8	14.8	12/17/16	ARKANSAS-PINE BLUFF	w	83-43	10404
REBOUNDS	614	587	12/20/16	at Arizona	L	46-77	14008
Rebounds per game	34.1	32.6	* 12/28/16	FRESNO STATE	w	78-73	11844
Rebounding margin	+1.5	-	* 01-01-17	at SAN DIEGO STATE	w	68-62	12414
ASSISTS	256	273	* 01/04/17	at Utah State	L	75-79	3897
Assists per game	14.2	15.2	* 01/07/17	NEVADA	Lot	104-105	11235
TURNOVERS	244	263	* 01/10/17	UNLV	L	66-71	11379
Turnovers per game	13.6	14.6	* 1/14/17	at Colorado State	w	84-71	3418
Turnover margin	+1.1	-	* - Conference game				
Assist/turnover ratio	1.0	1.0					
STEALS	118	143					
Steals per game	6.6	7.9					
BLOCKS	64	57					
Blocks per game	3.6	3.2					
ATTENDANCE	103495	46091					
Home games-Avg/Game	9-11499	6-7682					
Neutral site-Avg/Game	-	3-0					

Score by Periods	1st	2nd	OT	Totals
New Mexico	650	713	10	1373
Opponents	622	696	11	1329

2016-17 Conference Stats

THE STAT CREW SYSTEM New Mexico Combined Team Statistics (as of Jan 15, 2017) Conference games

RECORD:	OVERALL	HOME	AWAY	NEUTRAL
ALL GAMES	3-3	1-2	2-1	0-0
CONFERENCE	3-3	1-2	2-1	0-0
NON-CONFERENCE	0-0	0-0	0-0	0-0

#	Player	gp-gs	min	avg	Total		3-Point		F-Throw		Rebounds				pf	dq	a	to	blk	stl	pts	avg
					fg-fga	fg%	3fg-fga	3fg%	ft-fa	ft%	off	def	tot	avg								
04	BROWN, Elijah	6-5	183	30.5	28-71	.394	15-32	.469	51-58	.879	3	24	27	4.5	21	0	16	17	2	9	122	20.3
32	WILLIAMS, Tim	6-6	219	36.5	45-79	.570	0-2	.000	22-33	.667	10	37	47	7.8	14	0	13	14	7	3	112	18.7
14	KUIPER, Dane	6-4	149	24.8	20-32	.625	8-15	.533	8-8	1.000	3	16	19	3.2	19	2	11	6	2	5	56	9.3
05	HARRIS, Jalen	6-6	173	28.8	16-35	.457	1-7	.143	15-21	.714	0	19	19	3.2	18	0	22	13	2	6	48	8.0
24	JEFFERSON, Damien	5-0	72	14.4	12-24	.500	2-5	.400	6-11	.545	2	7	9	1.8	7	0	5	3	1	1	32	6.4
11	AGET, Obj	6-6	104	17.3	16-22	.727	0-0	.000	2-3	.667	7	12	19	3.2	13	0	4	6	10	2	34	5.7
23	FURSTINGER, Joe	4-0	61	15.3	5-11	.455	0-0	.000	6-8	.750	6	4	10	2.5	12	0	2	2	3	0	16	4.0
20	LOGWOOD, Sam	6-3	115	19.2	8-29	.276	1-4	.250	5-12	.417	3	14	17	2.8	9	0	0	6	1	3	22	3.7
21	ADAMS, Xavier	3-0	44	14.7	3-4	.750	0-1	.000	4-4	1.000	4	3	7	2.3	2	0	2	4	0	4	10	3.3
31	MATHIS, Anthony	3-0	25	8.3	3-10	.300	1-6	.167	0-0	.000	0	4	4	1.3	3	0	8	0	0	2	7	2.3
03	HUNTER, Jordan	4-0	49	12.3	4-9	.444	1-2	.500	0-0	.000	0	3	3	0.8	7	0	5	4	0	1	9	2.3
55	MACDOUGALL, Conn	4-0	24	6.0	2-5	.400	0-0	.000	3-4	.750	1	5	6	1.5	2	0	0	2	0	0	7	1.8
01	UGUAK, Aher	2-0	7	3.5	0-1	.000	0-1	.000	0-2	.000	1	1	2	1.0	0	0	1	0	1	0	0	0.0
Team											6	14	20		1			1				
Total.....		6	1225		162-332	.488	29-75	.387	122-164	.744	46	163	209	34.8	128	2	89	78	29	36	475	79.2
Opponents.....		6	1225		155-356	.435	52-136	.382	99-146	.678	62	140	202	33.7	126	-	95	78	24	51	461	76.8

TEAM STATISTICS	NM	OPP	Date	Opponent	Score	Att.
SCORING	475	461	* 12/28/16	FRESNO STATE	W 78-73	11844
Points per game	79.2	76.8	* 01-01-17	at SAN DIEGO STATE	W 68-62	12414
Scoring margin	+2.3	-	* 01/04/17	at Utah State	L 75-79	3897
FIELD GOALS-ATT	162-332	155-356	* 01/07/17	NEVADA	Lot 104-105	11235
Field goal pct	.488	.435	* 01/10/17	UNLV	L 66-71	11379
3 POINT FG-ATT	29-75	52-136	* 1/14/17	at Colorado State	W 84-71	3418
3-point FG pct	.387	.382	* - Conference game			
3-pt FG made per game	4.8	8.7				
FREE THROWS-ATT	122-164	99-146				
Free throw pct	.744	.678				
F-Throws made per game	20.3	16.5				
REBOUNDS	209	202				
Rebounds per game	34.8	33.7				
Rebounding margin	+1.2	-				
ASSISTS	89	95				
Assists per game	14.8	15.8				
TURNOVERS	78	78				
Turnovers per game	13.0	13.0				
Turnover margin	+0.0	-				
Assist/turnover ratio	1.1	1.2				
STEALS	36	51				
Steals per game	6.0	8.5				
BLOCKS	29	24				
Blocks per game	4.8	4.0				
ATTENDANCE	34458	19729				
Home games-Avg/Game	3-11486	3-6576				
Neutral site-Avg/Game	-	0-0				

Score by Periods	1st	2nd	OT	Totals
New Mexico	224	241	10	475
Opponents	203	247	11	461

2016-17 Extended Season Stats

RECORD:	OVERALL	HOME	AWAY	NEUTRAL
ALL GAMES	10-8	7-2	2-4	1-2
CONFERENCE	3-3	1-2	2-1	0-0
NON-CONFERENCE	7-5	6-0	0-3	1-2

#	Player	gp-gs	min	Total		3-Point		F-Throw		Rebounds																	
				avg	fg-fga	fg%	3fg-fga	3fg%	ft-fa	ft%	off	def	tot	avg	pf	dq	a	a/q	to	to/q	a/to	blk	blk/q	stl	stl/q	pts	avg
32	WILLIAMS, Tim	16-16	534	33.4	112-189	.593	0-3	.000	69-94	.734	33	82	115	7.2	33	0	23	1.44	33	2.06	0.70	12	0.75	8	0.50	293	18.3
04	BROWN, Elijah	18-15	528	29.3	86-220	.391	36-108	.333	107-133	.805	6	72	78	4.3	41	0	51	2.83	52	2.89	0.98	2	0.11	25	1.39	315	17.5
14	KUIPER, Dane	15-7	276	18.4	37-73	.507	17-37	.459	14-15	.933	10	27	37	2.5	34	2	21	1.40	15	1.00	1.40	4	0.27	12	0.80	105	7.0
20	LOGWOOD, Sam	17-12	362	21.3	36-84	.429	5-13	.385	27-42	.643	11	38	49	2.9	20	0	25	1.47	22	1.29	1.14	2	0.12	11	0.65	104	6.1
11	AGET, Obij	18-16	312	17.3	43-68	.632	0-0	.000	15-20	.750	18	35	53	2.9	32	1	8	0.44	6	0.33	1.33	21	1.17	6	0.33	101	5.6
24	JEFFERSON, Damien	16-0	205	12.8	33-74	.446	3-18	.167	18-32	.563	5	26	31	1.9	24	0	16	1.00	18	1.13	0.89	2	0.13	6	0.38	87	5.4
03	HUNTER, Jordan	16-10	325	20.3	25-61	.410	11-25	.440	17-20	.850	5	30	35	2.2	32	1	40	2.50	25	1.56	1.60	0	0.00	10	0.63	78	4.9
05	HARRIS, Jalen	18-8	377	20.9	30-64	.469	2-12	.167	25-36	.694	0	31	31	1.7	39	0	47	2.61	26	1.44	1.81	2	0.11	17	0.94	87	4.8
21	ADAMS, Xavier	15-0	186	12.4	15-34	.441	0-5	.000	29-36	.806	10	24	34	2.3	22	1	3	0.20	11	0.73	0.27	1	0.07	12	0.80	59	3.9
23	FURSTINGER, Joe	14-4	207	14.8	18-33	.545	0-0	.000	19-26	.731	19	27	46	3.3	37	1	8	0.57	10	0.71	0.80	14	1.00	4	0.29	55	3.9
55	MACDOUGALL, Connor	16-0	180	11.3	19-43	.442	0-0	.000	24-31	.774	16	18	34	2.1	34	2	1	0.06	15	0.94	0.07	3	0.19	0	0.00	62	3.9
31	MATHIS, Anthony	8-0	41	5.1	4-15	.267	2-11	.182	3-3	1.000	0	7	7	0.9	4	0	8	1.00	2	0.25	4.00	0	0.00	2	0.25	13	1.6
01	UGUAK, Aher	11-2	90	8.2	3-13	.231	1-6	.167	7-12	.583	5	4	9	0.8	4	0	5	0.45	6	0.55	0.83	1	0.09	5	0.45	14	1.3
30	CUMBER, Adam	1-0	2	2.0	0-0	.000	0-0	.000	0-0	.000	0	0	0	0.0	0	0	0	0.00	0	0.00	0.00	0	0.00	0	0.00	0	0.0
Total.....		18	3625		461-971	.475	77-238	.324	374-500	.748	165	449	614	34.1	357	8	256	14.22	244	13.56	1.05	64	3.56	118	6.56	1373	76.3
Opponents.....		18	3625		449-1026	.438	165-422	.391	266-381	.698	181	406	587	32.6	400	-	273	15.17	263	14.61	1.04	57	3.17	143	7.94	1329	73.8

Score by Periods	1st	2nd	OT	Totals
New Mexico	650	713	10	1373
Opponents	622	696	11	1329

2016-17 Season Metrics

#	Player	Min	AST%	EFG%	TS%	Usg%	DRB%	ORB%	TRB%
21	ADAMS, Xavier	186	2.9	.441	.592	16.5	14.8	6.8	11.0
11	AGET, Obij	312	5.1	.632	.658	13.4	12.9	7.3	10.3
04	BROWN, Elijah	528	20.4	.473	.565	31.6	15.7	1.4	8.9
30	CUMBER, Adam	2	0.0	.000	.000	0.0	0.0	0.0	0.0
23	FURSTINGER, Joe	207	7.0	.545	.619	13.3	15.0	11.7	13.4
05	HARRIS, Jalen	377	22.4	.484	.545	14.2	9.5	0.0	5.0
03	HUNTER, Jordan	325	22.0	.500	.559	14.7	10.6	2.0	6.5
24	JEFFERSON, Damien	205	16.4	.466	.494	26.1	14.6	3.1	9.1
14	KUIPER, Dane	276	15.2	.623	.660	17.3	11.3	4.6	8.1
20	LOGWOOD, Sam	362	12.9	.458	.507	17.4	12.1	3.9	8.2
55	MACDOUGALL, Connor	180	1.0	.442	.547	20.1	11.5	11.3	11.4
31	MATHIS, Anthony	41	36.2	.333	.398	22.6	19.6	0.0	10.3
01	UGUAK, Aher	90	9.2	.269	.383	13.6	5.1	7.1	6.0
32	WILLIAMS, Tim	534	10.1	.593	.636	24.9	17.7	7.8	13.0

Estimated possessions: 1293.7
Team offensive rating (ORTg): 106.1
Team defensive rating (DRtg): 102.7

AST% - An estimate of the pct of teammate field goals assisted while on the floor
EFG% - Effective FG% (adjusts to include additional points from 3FGs)
TS% - True Shooting% (takes into account field goals, 3-point field goals, and free throws
Usg% - An estimate of the pct of team plays used while on the floor
DRB% - An estimate of the pct of available defensive rebounds grabbed while on the floor
ORB% - An estimate of the pct of available offensive rebounds grabbed while on the floor
TRB% - An estimate of the pct of all available rebounds grabbed while on the floor

ORTg - Offensive rating - points scored per 100 possessions
DRtg - Defensive rating - points allowed per 100 possessions

2016-17 Team Game-by-Game

Opponent	Date	Score		Total		3-Pointers		Free throws		Rebounds				pf	a	t/o	blk	stl	pts	av
				fg-fga	pct	3fg-fga	pct	ft-fta	pct	off	def	tot	avg							
IDAHO STATE	11/11/16	81-70	W	28-59	.475	3-16	.188	22-33	.667	18	21	39	39.0	20	19	18	4	6	81	81.
HOUSTON BAPTIST	11/14/16	95-79	W	28-45	.622	4-12	.333	35-42	.833	4	29	33	36.0	16	19	13	1	8	95	88.
NEW MEXICO STATE	11/18/16	72-59	W	24-54	.444	1-10	.100	23-37	.622	15	25	40	37.3	23	10	12	3	9	72	82.
vs Virginia Tech	11/24/16	72-92	L	26-58	.448	4-14	.286	16-21	.762	11	20	31	35.8	22	11	11	4	2	72	80.
vs CSUN	11/25/16	105-89	W	37-57	.649	4-7	.571	27-33	.818	6	17	23	33.2	22	18	11	3	9	105	85.
vs Dayton	11/27/16	57-64	L	20-49	.408	7-14	.500	10-13	.769	5	28	33	33.2	20	11	16	2	3	57	80.
ABILENE CHRISTIAN	11/30/16	64-55	W	22-48	.458	2-11	.182	18-25	.720	9	24	33	33.1	9	16	8	1	4	64	78.
at Illinois State	12/3/16	74-79	L	26-57	.456	4-17	.235	18-21	.857	10	29	39	33.9	17	13	14	2	8	74	77.
UTEP	12/07/16	78-77	W	25-44	.568	7-14	.500	21-32	.656	5	26	31	33.6	14	13	15	3	6	78	77.
at New Mexico State	12/10/16	71-84	L	26-58	.448	4-17	.235	15-23	.652	10	19	29	33.1	27	8	14	2	6	71	76.
ARKANSAS-PINE BLUFF	12/17/16	83-43	W	20-45	.444	6-17	.353	37-40	.925	12	32	44	34.1	13	18	22	8	16	83	77.
at Arizona	12/20/16	46-77	L	17-65	.262	2-14	.143	10-16	.625	14	16	30	33.8	26	11	12	2	5	46	74.
FRESNO STATE	12/28/16	78-73	W	23-51	.451	3-10	.300	29-34	.853	7	25	32	33.6	17	13	12	2	10	78	75.
at SAN DIEGO STATE	01-01-17	68-62	W	21-51	.412	6-12	.500	20-26	.769	11	27	38	33.9	17	13	16	4	6	68	74.
at Utah State	01/04/17	75-79	L	28-53	.528	4-12	.333	15-20	.750	9	20	29	33.6	20	16	15	1	6	75	74.
NEVADA	01/07/17	104-105	Lot	36-73	.493	6-17	.353	26-40	.650	6	33	39	33.9	23	16	5	8	7	104	76.
UNLV	01/10/17	66-71	L	24-50	.480	4-15	.267	14-17	.824	4	28	32	33.8	21	14	13	8	5	66	75.
at Colorado State	1/14/17	84-71	W	30-54	.556	6-9	.667	18-27	.667	9	30	39	34.1	30	17	17	6	2	84	76.
New Mexico		1373		461-971	.475	77-238	.324	374-500	.748	165	449	614	34.1	357	256	244	64	118	1373	76.
Opponents		1329		449-1026	.438	165-422	.391	266-381	.698	181	406	587	32.6	400	273	263	57	143	1329	73.

Games played: 18
Points/game: 76.3
FG Pct: 47.5
3FG Pct: 32.4
FT Pct: 74.8

Rebounds/game: 34.1
Assists/game: 14.2
Turnovers/game: 13.6
Assist/turnover ratio: 1.0
Steals/game: 6.6
Blocks/game: 2.6

2016-17 Opponent Game-by-Game

Opponent	Date	Score		Total		3-Pointers		Free throws		Rebounds				pf	a	t/o	blk	stl	pts	avg
				fg-fga	pct	3fg-fga	pct	ft-fta	pct	off	def	tot	avg							
IDAHO STATE	11/11/16	81-70	W	27-57	.474	9-22	.409	7-11	.636	10	19	29	29.0	29	17	20	0	10	70	70.0
HOUSTON BAPTIST	11/14/16	95-79	W	27-63	.429	13-30	.433	12-19	.632	10	15	25	27.0	31	15	12	0	7	79	74.5
NEW MEXICO STATE	11/18/16	72-59	W	19-53	.358	7-24	.292	14-21	.667	13	22	35	29.7	29	10	20	4	7	59	69.3
vs Virginia Tech	11/24/16	72-92	L	31-62	.500	11-24	.458	19-20	.950	10	25	35	31.0	21	20	8	3	6	92	75.0
vs CSUN	11/25/16	105-89	W	29-56	.518	7-17	.412	24-29	.828	13	18	31	31.0	26	15	21	1	5	89	77.8
vs Dayton	11/27/16	57-64	L	22-54	.407	6-22	.273	14-21	.667	9	26	35	31.7	16	14	9	3	7	64	75.5
ABILENE CHRISTIAN	11/30/16	64-55	W	20-48	.417	8-24	.333	7-10	.700	6	22	28	31.1	20	13	14	2	3	55	72.6
at Illinois State	12/3/16	74-79	L	26-61	.426	14-35	.400	13-20	.650	9	23	32	31.3	18	17	12	2	8	79	73.4
UTEP	12/07/16	78-77	W	27-58	.466	15-29	.517	8-14	.571	8	18	26	30.7	24	22	13	6	9	77	73.8
at New Mexico State	12/10/16	71-84	L	26-51	.510	11-22	.500	21-31	.677	11	28	39	31.5	23	13	18	4	7	84	74.8
ARKANSAS-PINE BLUFF	12/17/16	83-43	W	15-57	.263	6-21	.286	7-10	.700	8	13	21	30.5	26	8	22	4	17	43	71.9
at Arizona	12/20/16	46-77	L	25-50	.500	6-16	.375	21-29	.724	12	37	49	32.1	11	14	16	4	6	77	72.3
FRESNO STATE	12/28/16	78-73	W	30-62	.484	6-16	.375	7-12	.583	8	25	33	32.2	22	12	14	3	7	73	72.4
at SAN DIEGO STATE	01-01-17	68-62	W	22-53	.415	5-23	.217	13-18	.722	8	19	27	31.8	18	12	16	4	13	62	71.6
at Utah State	01/04/17	75-79	L	25-53	.472	10-22	.455	19-28	.679	12	19	31	31.7	20	19	13	1	9	79	72.1
NEVADA	01/07/17	104-105	Lot	36-75	.480	15-32	.469	18-27	.667	11	36	47	32.7	30	25	12	9	2	105	74.2
UNLV	01/10/17	66-71	L	23-60	.383	9-21	.429	16-22	.727	12	23	35	32.8	14	15	11	3	10	71	74.0
at Colorado State	1/14/17	84-71	W	19-53	.358	7-22	.318	26-39	.667	11	18	29	32.6	22	12	12	4	10	71	73.8
Opponents		1329		449-1026	.438	165-422	.391	266-381	.698	181	406	587	32.6	400	273	263	57	143	1329	73.8
New Mexico		1373		461-971	.475	77-238	.324	374-500	.748	165	449	614	34.1	357	256	244	64	118	1373	76.3

Games played: 18
Points/game: 73.8
FG Pct: 43.8
3FG Pct: 39.1
FT Pct: 69.8

Rebounds/game: 32.6
Assists/game: 15.2
Turnovers/game: 14.6
Assist/turnover ratio: 1.0
Steals/game: 7.9
Blocks/game: 3.2

New Mexico's Last Time Out

Official Basketball Box Score -- Game Totals -- Final Statistics

New Mexico vs Colorado State

1/14/17 12:06 pm at Fort Collins, Colo. (Moby Arena)

New Mexico 84 • 10-8, 3-3 MW

##	Player		Total	3-Ptr	FT-FTA	Rebounds			PF	TP	A	TO	Blk	Stl	Min
			FG-FGA	FG-FGA		Off	Def	Tot							
14	KUIPER, Dane	f	4-4	0-0	2-2	1	1	2	5	10	2	1	1	0	25
32	WILLIAMS, Tim	f	7-13	0-0	1-3	2	7	9	3	15	1	4	1	1	34
11	AGET, Obij	c	4-4	0-0	0-0	1	2	3	3	8	2	1	0	0	17
04	BROWN, Elijah	g	6-12	4-6	9-11	0	9	9	4	25	7	4	1	1	30
05	HARRIS, Jalen	g	0-3	0-1	0-0	0	0	0	2	0	1	2	1	0	21
01	UGUAK, Aher		0-0	0-0	0-2	1	1	2	0	0	1	0	0	0	5
03	HUNTER, Jordan		2-5	1-1	0-0	0	2	2	4	5	2	2	0	0	21
20	LOGWOOD, Sam		1-3	0-0	2-4	0	1	1	3	4	0	1	0	0	13
23	FURSTINGER, Joe		3-6	0-0	1-1	3	2	5	3	7	1	1	2	0	21
24	JEFFERSON, Damien		3-4	1-1	3-4	0	1	1	2	10	0	0	0	0	13
Team						1	4	5	1		1				
Totals			30-54	6-9	18-27	9	30	39	30	84	17	17	6	2	200

FG % 1st Half: 16-31 51.6% 2nd half: 14-23 60.9% Game: 30-54 55.6%
 3FG % 1st Half: 5-7 71.4% 2nd half: 1-2 50.0% Game: 6-9 66.7%
 FT % 1st Half: 7-12 58.3% 2nd half: 11-15 73.3% Game: 18-27 66.7%

Deadball
Rebounds
6

Colorado State 71 • 11-7, 3-2 MW

#	Player		Total	3-Ptr	FT-FTA	Rebounds			PF	TP	A	TO	Blk	Stl	Min
			FG-FGA	FG-FGA		Off	Def	Tot							
02	OMOGBU, Emmanuel	f	5-11	1-3	3-8	0	8	8	4	14	2	5	4	2	38
32	CARVACHO, Nico	f	0-4	0-0	3-4	6	2	8	2	3	2	0	0	0	21
03	CLAVELL, Gian	g	7-14	2-6	6-10	3	3	6	4	22	2	3	0	5	35
11	NIXON, Prentiss	g	5-15	2-7	7-8	0	0	0	3	19	1	1	0	1	37
22	PAIGE, J.D.	g	1-6	1-5	2-4	0	1	1	4	5	4	1	0	1	35
15	BONNER, Anthony		0-1	0-0	4-4	0	2	2	4	4	1	0	0	0	18
33	KOELLIKER, Braden		1-2	1-1	1-1	2	0	2	1	4	0	0	0	1	16
Team						0	2	2				2			
Totals			19-53	7-22	26-39	11	18	29	22	71	12	12	4	10	200

FG % 1st Half: 10-32 31.3% 2nd half: 9-21 42.9% Game: 19-53 35.8%
 3FG % 1st Half: 5-15 33.3% 2nd half: 2-7 28.6% Game: 7-22 31.8%
 FT % 1st Half: 9-16 56.3% 2nd half: 17-23 73.9% Game: 26-39 66.7%

Deadball
Rebounds
6

Officials: Larry Spaulding, Mike Reed, Randy Heimerman

Technical fouls: New Mexico-HUNTER, Jordan; TEAM. Colorado State-PAIGE, J.D.;

NIXON, Prentiss.

Attendance: 3418

Score by periods	1st	2nd	Total
New Mexico	44	40	84
Colorado State	34	37	71

	In	Off	2nd	Fast	
Points	Paint	T/O	Chance	Break	Bench
NM	32	13	7	10	26
CSU	16	17	11	2	8

Last FG - NM 2nd-03:13, CSU 2nd-01:23.

Largest lead - NM by 21 2nd-09:54, CSU by 2 1st-16:55.

NM led for 36:42. CSU led for 01:56. Game was tied for 01:22.

Score tied - 3 times.

Lead changed - 10 times.

2016-17 Boise State's Roster

No.	Name	Cl.	Pos.	Ht.	Wt.	Hometown (Previous School)
0	Dickinson, Marcus	FR	G	6-2	177	Norman, Okla. (North Norman HS)
3	Jessup, Justinian	FR	G	6-6	193	Longmont, Colo. (Longmont HS)
5	Harwell, Malek	RS FR	G	6-4	186	Pocatello, Idaho (Century HS)
10	Jorch, Robin	SO	C	6-11	253	Berlin, Germany (International Berlin Basketball Academy)
11	Haney, Zach	RS SO	F	6-11	242	Humble, Texas (Atascocita HS)
13	Duncan, Nick	SR	F	6-8	265	Sydney, Australia (St. Augustine's College)
15	Hutchison, Chandler	JR	G	6-7	196	Mission Viejo, Calif. (Mission Viejo HS)
21	Alston, Derrick	FR	G	6-8	153	Houston (Strake Jesuit HS)
23	Oluyitan, Cameron	SO	G	6-6	183	Houston (Gillette [Wyo.] College)
30	Austin, Paris	SO	G	6-0	175	Oakland, Calif. (Bishop O'Dowd HS)
33	Wacker, David	RS SO	F	6-10	239	Converse, Texas (Judson HS)
34	Hobbs, Alex	FR	G	6-4	189	La Porte, Texas (La Porte HS)
40	Grooms, Matt	RS JR	F	6-4	215	Meridian, Idaho (Walla Walla CC)
55	Reid, James	RS SR	G	6-3	193	Bend, Ore. (Arkansas-Little Rock)

Coaches

Leon Rice - Head Coach

John Rillie - Assistant Coach

Phil Beckner - Assistant Coach

Mike Burns - Assistant Coach

Jake White - Director of Basketball Operations

Chris Gold - Graduate Assistant

2016-17 Boise State's Season Stats

2016-17 Boise State Basketball Boise State Combined Team Statistics (as of Jan 14, 2017) All games

RECORD:	OVERALL	HOME	AWAY	NEUTRAL
ALL GAMES	11-5	7-0	3-4	1-1
CONFERENCE	4-1	2-0	2-1	0-0
NON-CONFERENCE	7-4	5-0	1-3	1-1

#	Player	gp-gs	min	avg	Total		3-Point		F-Throw		Rebounds				pf	dq	a	to	blk	stl	pts	avg
					fg-fga	fg%	3fg-fga	3fg%	ft-fa	ft%	off	def	tot	avg								
15	HUTCHISON, Chandle	16-16	500	31.3	111-209	.531	13-32	.406	53-83	.639	18	126	144	9.0	43	2	33	42	4	20	288	18.0
30	AUSTIN, Paris	16-13	471	29.4	59-125	.472	3-14	.214	61-82	.744	4	43	47	2.9	39	1	47	38	1	13	182	11.4
13	DUNCAN, Nick	16-16	477	29.8	52-132	.394	38-108	.352	26-37	.703	19	35	54	3.4	48	2	25	30	7	8	168	10.5
03	JESSUP, Justinian	16-16	413	25.8	49-118	.415	33-83	.398	17-24	.708	8	39	47	2.9	31	0	24	25	5	19	148	9.3
55	REID, James	16-3	350	21.9	42-106	.396	25-77	.325	27-35	.771	4	35	39	2.4	41	4	27	21	3	8	136	8.5
11	HANEY, Zach	16-1	245	15.3	33-70	.471	4-14	.286	18-29	.621	26	37	63	3.9	33	0	3	14	9	3	88	5.5
33	WACKER, David	14-13	201	14.4	20-31	.645	0-0	.000	15-25	.600	25	34	59	4.2	30	0	7	10	1	1	55	3.9
00	DICKINSON, Marcus	11-0	115	10.5	12-25	.480	5-11	.455	11-12	.917	3	10	13	1.2	11	0	9	6	0	1	40	3.6
10	JORCH, Robin	15-2	166	11.1	16-28	.571	0-0	.000	22-34	.647	26	15	41	2.7	35	0	2	4	2	2	54	3.6
34	HOBBS, Alex	11-0	103	9.4	5-23	.217	0-7	.000	7-8	.875	2	10	12	1.1	12	0	8	9	2	3	17	1.5
23	OLUYITAN, Cameron	15-0	122	8.1	8-28	.286	4-17	.235	3-7	.429	13	17	30	2.0	12	0	4	6	0	0	23	1.5
05	HARWELL, Malek	6-0	32	5.3	2-14	.143	0-8	.000	4-6	.667	3	3	6	1.0	4	0	0	5	0	0	8	1.3
40	GROOMS, Matt	4-0	5	1.3	0-1	.000	0-0	.000	0-0	.000	1	0	1	0.3	2	0	0	0	0	0	0	0.0
Team											23	21	44					2				
Total.....		16	3200		409-910	.449	125-371	.337	264-382	.691	175	425	600	37.5	341	9	189	212	34	78	1207	75.4
Opponents.....		16	3200		366-888	.412	74-246	.301	275-381	.722	150	389	539	33.7	347	-	165	201	70	95	1081	67.6

TEAM STATISTICS	BSU	OPP	Date	Opponent	Score	Att.
SCORING	1207	1081	11/12/16	NORTHWEST	w 85-46	2989
Points per game	75.4	67.6	11/17/16	at Col. of Charleston	L 47-60	3430
Scoring margin	+7.9	-	11/18/16	vs Mississippi State	L 68-80	3517
FIELD GOALS-ATT	409-910	366-888	11/20/16	vs Western Michigan	w 91-70	1293
Field goal pct	.449	.412	11/25/16	PRESBYTERIAN	w 82-56	4061
3 POINT FG-ATT	125-371	74-246	11-28-16	at Oregon	L 63-68	6824
3-point FG pct	.337	.301	11/30/16	SMU	w 71-62	4812
3-pt FG made per game	7.8	4.6	12/3/16	at Evansville	L 67-72	3773
FREE THROWS-ATT	264-382	275-381	12/05/16	at Loyola Marymount	w 80-79	1332
Free throw pct	.691	.722	12/18/16	IDAHO STATE	w 82-59	4303
F-Throws made per game	16.5	17.2	12/21/16	CSUN	w 79-62	3468
REBOUNDS	600	539	* 12/28/16	at Utah State	w 83-80	7227
Rebounds per game	37.5	33.7	* 12/31/16	COLORADO STATE	w 74-73	5413
Rebounding margin	+3.8	-	* 01/04/17	at UNLV	w 77-59	8872
ASSISTS	189	165	* 01/07/17	SAN DIEGO STATE	w 78-66	4411
Assists per game	11.8	10.3	* 01/14/17	at Fresno State	L 80-89	6978
TURNOVERS	212	201				
Turnovers per game	13.3	12.6				
Turnover margin	-0.7	-				
Assist/turnover ratio	0.9	0.8				
STEALS	78	95				
Steals per game	4.9	5.9				
BLOCKS	34	70				
Blocks per game	2.1	4.4				
ATTENDANCE	29457	43246				
Home games-Avg/Game	7-4208	7-5491				
Neutral site-Avg/Game	-	2-2405				

* - Conference game

Score by Periods	1st	2nd	Totals
Boise State	589	618	1207
Opponents	494	587	1081

2016-17 Boise State's Conference Stats

2016-17 Boise State Basketball Boise State Combined Team Statistics (as of Jan 14, 2017) Conference games

RECORD:	OVERALL	HOME	AWAY	NEUTRAL
ALL GAMES	4-1	2-0	2-1	0-0
CONFERENCE	4-1	2-0	2-1	0-0
NON-CONFERENCE	0-0	0-0	0-0	0-0

##	Player	gp-gs	min	avg	Total		3-Point		F-Throw		Rebounds				pf	dq	a	to	blk	stl	pts	avg		
					fg-fga	fg%	3fg-fga	3fg%	ft-fga	ft%	off	def	tot	avg										
15	HUTCHISON, Chandle	5-5	165	33.0	37-75	.493	5-12	.417	16-29	.552	9	42	51	10.2	13	1	11	12	3	5	95	19.0		
30	AUSTIN, Paris	5-5	169	33.8	19-46	.413	1-5	.200	24-32	.750	1	15	16	3.2	15	1	18	13	0	5	63	12.6		
55	REID, James	5-0	119	23.8	16-42	.381	11-31	.355	16-18	.889	0	12	12	2.4	16	2	8	5	2	3	59	11.8		
13	DUNCAN, Nick	5-5	167	33.4	16-43	.372	12-38	.316	12-18	.667	10	15	25	5.0	17	1	8	11	3	2	56	11.2		
03	JESSUP, Justinian	5-5	128	25.6	15-40	.375	12-29	.414	4-6	.667	3	16	19	3.8	12	0	5	7	3	5	46	9.2		
11	HANEY, Zach	5-1	78	15.6	14-27	.519	1-6	.167	7-11	.636	12	9	21	4.2	17	0	1	2	4	1	36	7.2		
00	DICKINSON, Marcus	1-0	16	16.0	2-5	.400	1-2	.500	0-0	.000	0	1	1	1.0	3	0	3	0	0	0	5	5.0		
33	WACKER, David	4-4	61	15.3	6-8	.750	0-0	.000	3-4	.750	7	6	13	3.3	9	0	2	4	0	0	15	3.8		
10	JORCH, Robin	4-0	42	10.5	4-8	.500	0-0	.000	2-5	.400	5	3	8	2.0	7	0	1	1	0	0	10	2.5		
23	OLUYITAN, Cameron	5-0	46	9.2	2-11	.182	1-6	.167	2-5	.400	6	5	11	2.2	4	0	1	0	0	0	7	1.4		
05	HARWELL, Malek	1-0	2	2.0	0-0	.000	0-0	.000	0-0	.000	0	0	0	0.0	0	0	0	0	0	0	0	0.0		
34	HOBBS, Alex	3-0	7	2.3	0-0	.000	0-0	.000	0-0	.000	0	2	2	0.7	1	0	0	2	1	0	0	0.0		
Team											10	8	18											
Total.....		5	1000		131-305	.430	44-129	.341	86-128	.672	63	134	197	39.4	114	5	58	57	16	21	392	78.4		
Opponents.....		5	1000		112-285	.393	27-83	.325	116-149	.779	58	138	196	39.2	109	-	47	60	27	29	367	73.4		

TEAM STATISTICS	BSU	OPP	Date	Opponent	Score	Att.
SCORING	392	367	* 12/28/16	at Utah State	w 83-80	7227
Points per game	78.4	73.4	* 12/31/16	COLORADO STATE	w 74-73	5413
Scoring margin	+5.0	-	* 01/04/17	at UNLV	w 77-59	8872
FIELD GOALS-ATT	131-305	112-285	* 01/07/17	SAN DIEGO STATE	w 78-66	4411
Field goal pct	.430	.393	* 01/14/17	at Fresno State	L 80-89	6978
3 POINT FG-ATT	44-129	27-83	* - Conference game			
3-point FG pct	.341	.325				
3-pt FG made per game	8.8	5.4				
FREE THROWS-ATT	86-128	116-149				
Free throw pct	.672	.779				
F-Throws made per game	17.2	23.2				
REBOUNDS	197	196				
Rebounds per game	39.4	39.2				
Rebounding margin	+0.2	-				
ASSISTS	58	47				
Assists per game	11.6	9.4				
TURNOVERS	57	60				
Turnovers per game	11.4	12.0				
Turnover margin	+0.6	-				
Assist/turnover ratio	1.0	0.8				
STEALS	21	29				
Steals per game	4.2	5.8				
BLOCKS	16	27				
Blocks per game	3.2	5.4				
ATTENDANCE	9824	23077				
Home games-Avg/Game	2-4912	3-7692				
Neutral site-Avg/Game	-	0-0				

Score by Periods	1st	2nd	Totals
Boise State	173	219	392
Opponents	171	196	367

Boise State's Last Time Out

Official Basketball Box Score -- Game Totals -- Final Statistics

Boise State vs Fresno State

01/14/17 4 p.m. PT at Save Mart Center --- Fresno, Calif.

Boise State 80 • 11-5, 4-1 MW

#	Player		Total		3-Ptr	Rebounds			PF	TP	A	TO	Blk	Stl	Min
			FG-FGA	FG-FGA	FT-FTA	Off	Def	Tot							
11	HANEY, Zach	f	2-4	0-0	0-0	2	2	4	4	4	0	0	1	0	17
13	DUNCAN, Nick	f	2-11	2-11	1-2	2	3	5	5	7	1	3	2	1	37
03	JESSUP, Justinian	g	4-7	4-6	0-1	1	3	4	3	12	0	4	0	0	17
15	HUTCHISON, Chandler	g	4-10	0-0	6-8	0	10	10	5	14	1	0	0	1	26
30	AUSTIN, Paris	g	4-12	1-3	5-8	1	0	1	2	14	2	4	0	1	30
00	DICKINSON, Marcus		2-5	1-2	0-0	0	1	1	3	5	3	0	0	0	16
10	JORCH, Robin		0-2	0-0	2-2	1	1	2	2	2	0	0	0	0	10
23	OLUYITAN, Cameron		1-2	1-1	2-2	1	1	2	2	5	0	0	0	0	10
34	HOBBS, Alex		0-0	0-0	0-0	0	0	0	1	0	0	2	0	0	2
55	REID, James		4-10	3-8	6-7	0	4	4	5	17	3	2	0	3	35
Team						1	1	2							
Totals			23-63	12-31	22-30	9	26	35	32	80	10	15	3	6	200

FG % 1st Half: 8-29 27.6% 2nd half: 15-34 44.1% Game: 23-63 36.5%
 3FG % 1st Half: 5-15 33.3% 2nd half: 7-16 43.8% Game: 12-31 38.7%
 FT % 1st Half: 8-11 72.7% 2nd half: 14-19 73.7% Game: 22-30 73.3%

Deadball
Rebounds
2

Fresno State 89 • 11-7, 3-3 MW

#	Player		Total		3-Ptr	Rebounds			PF	TP	A	TO	Blk	Stl	Min
			FG-FGA	FG-FGA	FT-FTA	Off	Def	Tot							
11	SHELL, Grant	f	6-7	0-0	2-2	1	6	7	4	14	0	3	2	3	19
20	BITTNER, Sam	f	0-2	0-2	0-0	0	2	2	3	0	2	1	0	0	21
03	WATSON, Paul	g	4-9	0-1	5-5	1	3	4	5	13	2	2	1	2	29
05	TAYLOR, Jahmel	g	4-7	4-6	5-6	0	2	2	3	17	2	4	0	1	36
21	TAYLOR, Deshon	g	3-7	0-2	13-14	2	4	6	2	19	4	0	0	2	37
01	HOPKINS, Jaron		2-6	0-1	6-10	1	8	9	3	10	1	1	1	2	20
04	EDO, Karachi		5-10	0-3	2-6	1	4	5	2	12	2	1	3	0	25
10	MCWILLIAMS, Johnny		0-1	0-0	0-0	0	0	0	0	0	0	0	0	0	3
34	CARTER, Terrell		2-3	0-0	0-0	0	5	5	3	4	0	2	1	0	10
Team						0	3	3							
Totals			26-52	4-15	33-43	6	37	43	25	89	13	14	8	10	200

FG % 1st Half: 18-29 62.1% 2nd half: 8-23 34.8% Game: 26-52 50.0%
 3FG % 1st Half: 4-11 36.4% 2nd half: 0-4 0.0% Game: 4-15 26.7%
 FT % 1st Half: 11-13 84.6% 2nd half: 22-30 73.3% Game: 33-43 76.7%

Deadball
Rebounds
4

Officials: Chris Rastatter, D.G. Nelson, Brent Dugas

Technical fouls: Boise State-HUTCHISON, Chandler. Fresno State-None.

Attendance: 6978

Score by periods	1st	2nd	Total
Boise State	29	51	80
Fresno State	51	38	89

	In	Off	2nd	Fast	
Points	Paint	T/O	Chance	Break	Bench
BSU	20	11	6	4	29
FS	36	16	5	2	26

Last FG - BSU 2nd-00:43, FS 2nd-05:29.

Largest lead - BSU None, FS by 28 1st-07:05.

BSU led for 00:00. FS led for 36:43. Game was tied for 03:17.

Score tied - 0 times.

Lead changed - 0 times.

By The Numbers

SINGLE GAME HIGHS (2016-17 SEASON)

New Mexico

Points: 31 - Tim Williams vs. Houston Baptist (11-14-16)
FG Made: 13 - Tim Williams vs. Utah State (1-4-17)
FG Att: 18 - Tim Williams vs. Utah State (1-4-17)
FG %*: .909 - Tim Williams vs. Houston Baptist (11-14-16)
3FG Made: 4 - Two Times
3FG Att: 11 - Elijah Brown at Illinois State (12-3-16)
FT Made: 14 - Elijah Brown vs. Fresno State (12-28-16)
FT Att: 14 - Elijah Brown vs. Fresno State (12-28-16)
FT %*: 100% - 23 Times
Rebounds: 11 - Tim Williams (3X)/ Joe Furstinger
Assists: 8 - Two players
Steals: 4 - Two players
Blocks: 7 - Obij Aget vs. UNLV (1-10-17)

*Minimum eight attempts

Opponents

Points: 45 - Jordan Caroline, Nevada (1-7-17)
FG Made: 17 - Jordan Caroline, Nevada (1-7-17)
FG Att: 29 - Jordan Caroline, Nevada (1-7-17)
FG %*: .889 - Deon Barrett, UTEP (12-7-16)
3FG Made: 7 - Deon Barrett, UTEP (12-7-16)
3FG Att: 12 - Two Players
FT Made: 12 - Koby McEwen, Utah State (1-4-17)
FT Att: 16 - Koby McEwen, Utah State (1-4-17)
FT %*: 1.000 - Six Players
Rebounds: 14 - Eli Chuha, NMSU (12-10-16)
Assists: 12 - Dominic Artis, UTEP (12-7-16)
Steals: 6 - Ethan Telfair, ISU (11-11-16)
Blocks: 5 - Cameron Oliver, Nevada (1-7-17)

*Minimum eight attempts

NEW MEXICO'S RECORD WHEN...

	All Games	MW
Leading at the half:	7-4	0-0
Trailing at the half:	3-4	0-0
Tied at the half:	0-0	0-0
Outrebounding opponent:	8-1	0-0
Outrebounded by opponent:	1-7	0-0
Commit more turnovers than opponent:	3-5	0-0
Commit less turnovers than opponent:	5-2	0-0
Commit more than 10 turnovers:	9-7	0-0
Commit less than 10 turnovers:	1-1	0-0
When shooting 50.0% or higher:	4-1	0-0
When shooting less than 50.0%:	6-7	0-0
Overtime games:	0-1	0-0
More bench points than opponent:	9-4	0-0
Inside The Pit:	7-2	0-0
On the Road:	2-4	0-0
At a neutral site:	1-2	0-0
Against ranked teams:	0-1	0-0
In cherry jerseys:	2-5	0-0
In silver jerseys:	0-1	0-0
In white jerseys:	7-1	0-0
In anthracite jerseys:	0-1	0-0
In turquoise jerseys:	1-0	0-0
In November:	5-2	0-0
In December:	3-3	0-0
In January:	2-3	0-0
In February:	0-0	0-0
In March:	0-0	0-0
When UNM scores less than 50 points:	0-1	0-0
When UNM scores 50-60 points:	0-1	0-0
When UNM scores 60-70 points:	2-1	0-0
When UNM scores 70-80 points:	3-4	0-0
When UNM scores 80+ points:	5-1	0-0

SCORING MARGIN BREAKDOWN

Total	1	2	3	4	5	6	7	8	9	10	11-15	16-20	21+
Win	1	0	0	0	1	1	0	0	1	0	3	2	1
Loss	1	0	0	1	2	0	1	0	0	0	1	1	1

Dunks: Logwood (7), Williams (10), Aget (18), Adams (7), Jefferson (3), Furstinger (5), MacDougall (2), Brown (3), Kuiper (3), Harris (2)
Charges: Adams (5), Hunter (2), Brown (1)

CHARTING THE NUMBERS

	Season	Career
Double-Digit Scoring Games		
Elijah Brown	16	47 (24-23)
Tim Williams	15	44 (24-20)
Obij Aget	2	19 (11-8)
Sam Logwood	4	14 (9-5)
Xavier Adams	1	5 (3-2)
Jalen Harris	3	3 (1-2)
Jordan Hunter	2	3 (1-2)
Dane Kuiper	5	6 (4-2)
Anthony Mathis	0	1 (1-0)
Damien Jefferson	3	3 (1-2)
40-Point Games		
Elijah Brown		1 (0-1)
30-Point Games		
Tim Williams	2	2 (1-1)
20-Point Games		
Elijah Brown	6	24 (12-11)
Tim Williams	4	15 (10-5)
Sam Logwood	1	1 (1-0)
Scoring Leaders		
Elijah Brown	11	33 (18-15)
Tim Williams	8	15 (7-8)
Obij Aget	0	4 (1-3)
Sam Logwood	1	3 (3-0)
Dane Kuiper	1	1 (0-1)
10+ Rebound Games		
Tim Williams	3	9 (6-3)
Obij Aget	0	8 (4-4)
Elijah Brown	0	2 (0-2)
Joe Furstinger	1	1 (0-1)
Rebounding Leaders		
Tim Williams	11	30 (15-15)
Obij Aget	0	20 (10-9)
Elijah Brown	3	10 (6-3)
Sam Logwood	1	3 (3-0)
Tim Jacobs	0	2 (1-1)
Joe Furstinger	2	2 (0-3)
Damien Jefferson	1	1 (0-1)
Xavier Adams	1	1 (1-0)
Connor MacDougall	1	1 (1-0)
Jalen Harris	1	1 (0-1)
Double-Doubles		
Tim Williams	3	9 (6-3)
Obij Aget	0	8 (4-4)
Elijah Brown	0	2 (0-2)
Assist Leaders		
Elijah Brown	5	18 (10-8)
Sam Logwood	2	8 (3-5)
Dane Kuiper	0	2 (2-0)
Tim Williams	2	3 (3-0)
Joe Furstinger	1	1 (1-1)
Jordan Hunter	4	3 (2-2)
Aher Uguak	1	1 (1-0)
Xavier Adams	0	1 (1-0)
Jalen Harris	6	6 (1-5)
Anthony Mathis	1	1 (0-1)

* () Team's record in those games

The Last Time It Happened

NEW MEXICO

As A Team:

Scored 100 Points:	104 - Nevada (1-7-17)
Scored 90-99 Points:	95 - Houston Baptist (11-14-16)
Scored 80-89 Points:	84 - at CSU (1-14-17)
Scored Less Than 50 Points:	46 - at Arizona (12-20-16)
Scored Less Than 40 Points:	34 - at #25 San Diego State (1-26-13)
Won By 40 Points:	W, 83-43 - UAPB (12-17-16)
Won By 30 Points:	W, 88-52 - Alabama A&M (11-17-13)
Won By 20 Points:	W, 85-55 - Air Force (1-27-16)
Lost By 20-29 Points:	L, 92-72 - Virginia Tech (11-24-16)
Lost By 30 Points:	L, 77-46 - at Arizona (12-20-16)
Shot 65% Or Better:	69.2% (27-39) - at Air Force (1-15-05)
Shot 60% Or Better:	64.9% (37-57) - CSUN (11-25-16)
Shot Less Than 35%:	33.8% (24-71) - at San Diego State (2-6-16)
Shot Less Than 30%:	26.2% (17-65) - at Arizona (12-20-16)
Shot 60% 3FG Or Better:	66.7% (6-9) - at CSU (1-14-17)
Shot Less Than 30% 3FG:	26.7% (4-15) - vs. UNLV (1-10-17)
Made 10 Three-Pointers:	11 (of 37) - at Air Force (2-20-16)
Shot 85% On Free Throws:	87.9% (29-33) - vs. Fresno State (12-28-16)
Shot Less Than 50% On FTs:	45.5% (5-11) - at Air Force (3-9-13)
Had 50 Rebounds:	58 - vs. UAB (11-21-13)
Had 20 Offensive Rebounds:	23 - at USC (11-21-15)
Had 20 Assists:	22 - Rice (12-19-15)
Had 20 Turnovers:	22 - UAPB (12-17-16)
Had Less Than 10 Turnovers:	5 - vs. Nevada (1-7-17)
Had 10 Steals:	10 - vs. Fresno State (12-28-16)
Had 10 Blocks:	12 - vs. UMass (11-22-13)
Had Two or More 20-Point Scorers:	vs. Nevada (1-7-17) Elijah Brown (26) & Tim Williams (26)
Had 6 Double-Digit Scorers:	North Dakota (1-7-12)
Had 5 Double-Digit Scorers:	Wyoming (1-16-16)
Had No Double-Digit Scorers:	at San Diego State (1-6-15)
Had Two 10+ Rebounders:	at USC (11-21-15) Tim Williams (15) & Obij Aget (11)
Scored 50 Points In 1st Half:	54 - CSUN (11-25-16)
Scored 50 Points In 2nd Half:	50 - vs. Nevada (1-7-17)
Scored 20 Or Fewer Points In 1st Half:	16 - at Arizona (12-20-16)
Scored 20 Or Fewer Points In 2nd Half:	15 - at #25 San Diego State (1-26-13)
Failed To Make a 3FG:	(0-10) - vs. Washington State (12-25-15)
Defeated a Ranked Team:	W, 66-53 vs. #24/#24 Colorado State (1-3-15)
Lost To a Ranked Team:	L, 77-46 - at No. 18/18 Arizona (12-20-16)
Won an OT Game:	W, 52-49 vs. Wyoming (3-7-15)
Lost an OT Game:	L, 105-104 vs. Nevada (1-7-17)
Won a 2OT Game:	W, 97-94 vs. UAB (11-21-13)
Lost a 2OT Game:	L, 73-76 at Dayton (1-1-10)
Won a 3OT Game:	W, 104-99, Fresno State (3-8-96)
Lost a 3OT Game:	Never
As An Individual:	
Had a Triple-Double:	Luc Longley (17 pts, 14 rebs, 10 assts) vs. Penn State (3-28-90)
Had a Double-Double (Pts/Reb):	Tim Williams (19 pts & 11 reb) Virginia Tech (11-24-16)
Had a Double-Double (Pts/Asst):	Kendall Williams (11 pts & 10 assts) at Nevada (3-2-14)
Scored 20+ Pts with 10+ Rebs:	Tim Williams (31 pts & 11 rebs) Houston Baptist (11-14-16)
Scored 30 Points:	Tim Williams (30) - Utah State (1-4-17)
Scored 30 Points (MW Only):	Tim Williams (30) - Utah State (1-4-17)
Scored 20 Points:	Elijah Brown (25) - at CSU (1-14-17)
Scored 20 Points (MW Only):	Elijah Brown (25) - at CSU (1-14-17)
Had 20 Rebounds:	Drew Gordon (20) UNLV (2-18-12)
Had 15 Rebounds:	Tim Williams (15) at USC (11-21-15)
Had 10 Assists:	Kendall Williams (10) at Nevada (3-2-14)
Had 5 Steals:	Demetrius Walker (5) Montana (12-20-11)
Had 5 Blocks:	Obij Aget (7) - vs. UNLV (1-10-17)

VERSUS NEW MEXICO

As A Team:

Scored 100 Points:	105 - Nevada (1-7-17)
Scored 90 Points:	92 - Virginia Tech (11-24-16)
Scored 80-89 Points:	84 - NMSU (12-10-16)
Scored Less Than 50 Points:	49 - Wyoming (3-7-15)
Scored Less Than 40 Points:	38 - Wyoming (2-11-12)
Shot 50% Or Better:	50.0% (25-50) - at Arizona (12-20-16)
Shot Less Than 35%:	30.4% (17-56) - San Jose State (2-13-16)
Shot Less Than 30%:	26.3% (15-57) - UAPB (12-17-16)
Shot 50% 3FG Or Better:	50.0% (11-22) - NMSU (12-10-16)
Shot Less Than 20% 3FG:	14.8% (4-27) - at San Diego State (2-6-16)
Made 10 Three-Pointers:	15 (of 32) - Nevada (1-7-17)
Shot 75% On Free Throws:	82.8% (24-29) - CSUN (11-25-16)
Shot Less Than 50% On FT's:	43.8% (7-16) - Boise State (2-17-16)
Had 50 Rebounds:	51 - at Purdue (12-5-15)
Had 20 Offensive Rebounds:	21 - at Fresno State (1-2-16)
Had 20 Assists:	25 - Nevada (1-7-17)
Had 20 Turnovers:	22 - UAPB (12-17-16)
Had Less Than 10 Turnovers:	9 - Dayton (11-27-16)
Had 10 Steals:	10 - at CSU (1-14-17)
Had 10 Blocks:	11 - at USC (11-21-15)
Had 40-Point and 20 Point Scorers:	Nevada (1-7-17) Jordan Caroline (45) & Marcus Marshall (26)
Had 30-Point and 20-Point Scorers:	Fresno State (2-27-16) Marvelle Harris (32) & Julien Lewis (21)
Had Two or More 20-Point Scorers:	Nevada (1-7-17) Jordan Caroline (45) & Marcus Marshall (26)
Had 6 Double-Digit Scorers:	TCU (2-25-12)
Had 5 Double-Digit Scorers:	Fresno State (12-28-16)
Had No Double-Digit Scorers:	ULM (12-13-14)
Had Two 10+ Rebounders:	NMSU (12-10-16) Eli Chuha (14) & Jemerrio Jones (10)
Scored 50+ Points In 1st Half:	50 - UTEP (12-3-06)
Scored 50+ Points In 2nd Half:	63 - Nevada (1-7-17)
Scored 20 Or Less Points In 1st Half:	18 - Utah State (1-9-16)
Scored 20 Or Less In 2nd Half:	19 - New Mexico State (12-3-14)
Scored 15 Or Less Points In 1st Half:	11 - UAPB (12-17-16)
Failed To Make a 3FG:	(0-7) - New Mexico State (12-16-15)
As An Individual:	
Had a Triple-Double:	Ethan Telfair (25 pts, 12 rebs, 10 assts) Idaho State (11-11-16)
Had a Double-Double (Pts/Reb):	Jordan Caroline (45 pts/13 reb) Nevada (1-7-17)
Had a Double-Double (Pts/Asst):	Dominic Artis (13 pts & 12 Assists) UTEP (12-7-16)
Had 20+ Points & 10+ Rebounds	Jordan Caroline (45 pts/13 reb) Nevada (1-7-17)
Scored 30+ Points in Back-to-Back Games Vs. UNM:	Derrick Marks Boise State 31 points (1-18-15) & 30 points (2-24-15)
Scored 40 Points:	Jordan Caroline (45) - Nevada (1-7-17)
Scored 40 Points (MW Only):	Jordan Caroline (45) - Nevada (1-7-17)
Scored 30 Points:	Marvelle Harris (32) - Fresno State (2-27-16)
Scored 30 Points (MW Only):	Marvelle Harris (32) - Fresno State (2-27-16)
Scored 20 Points:	Gian Clavell (22) - at CSU (1-14-17)
Scored 20 Points (MW Only):	Gian Clavell (22) - at CSU (1-14-17)
Had 20 Rebounds:	Ryan Watkins (22) - Boise State (1-21-14)
Had 15 Rebounds:	Cameron Oliver (26 pts) - Nevada (3-10-16)
Had 10 Assists:	Dominic Artis (12) - UTEP (12-7-16)
Had 5 Steals:	Gian Clavell (5) - at CSU (1-14-17)
Had 5 Blocks:	Cameron Oliver (5) - Nevada (1-7-17)

Welcome to The Pit, A Mile High and Louder Than...



WHAT THEY ARE SAYING

"What a terrific atmosphere for college basketball. Great building... Great history... 18,000 screaming fans. It's big time college hoops, baby!"
- Dick Vitale, ESPN

"I consider the game we played in Albuquerque in 1978 one of the most exciting of my career. The Pit is the toughest place to play because of their tremendous atmosphere."

-Jim Boeheim, Syracuse head coach

"When you go into a place like The Pit, there will be challenge different from a regular road game. The crowd can dictate the tempo and momentum. The Pit crowd forces you to be patient."

-Lute Olsen, former Arizona head coach

"A mile high but 37 feet underground, the Pit in Albuquerque has been the site of many mind-blowing college basketball games, including North Carolina State's upset of Houston in '83 and just about any New Mexico home game. The noise created by fans, which has been measured at 125 decibels -- the pain threshold for the human ear is 130 -- is a palpable force."

-Sports Illustrated

- Voted one of "The Top Five Loudest, Most Intimidating Places to Play" by NCAA.com
- Ranked in the top 20 sporting venues of the 20th century by Sports Illustrated
- USA Today ranked The Pit in its "Ten Great Places to Get Pumped for NCAA Action"
- According to Fox Sports, it's one of the top ten "old school" college basketball arenas in the country



THE GREATEST GAME EVER PLAYED

WisePies Arena - The Pit was the site of one of the greatest college basketball games ever played. It hosted the 1983 national championship game that saw the NC State Wolfpack upset Hakeem Olajuwon, Clyde Drexler and the Houston Cougars. Coach Jimmy Valvano and the Wolfpack downed the Cougars on a last second put back by Lorenzo Charles. The iconic shot of the late Valvano running onto the court looking for a hug is one of the lasting images in college basketball history.

ABOUT THE PIT

- Built in 1966 (\$1.4 million)
- Capacity of 15,411 (previously 18,018)
- \$60 million renovation was completed in 2010
- New floor installed before the 2013-14 season
- Seating includes 40 suites and a club area
- Officially named WisePies Arena on Dec. 1, 2014 after \$5 million gift for naming rights by local New Mexico business. It is still referred to as The Pit, its officially-recognized nickname.
- Less than 30 of 345 NCAA Division I basketball programs play in a college-only arena named after a business or organization founded or headquartered in its home state.
- The Lobos have averaged an astounding 15,410 fans in 49 out of 50 years, an amazing 95% of capacity
- Has ranked in the top 25 in attendance nationally every season since the 1966-67 season with 35 seasons in the top ten in the NCAA in attendance
- Led the Mountain West in attendance in 11 of the conference's 16 years of existence
- New Mexico's all-time winning percentage in WisePies Arena - The Pit is over 81 percent.
- The floor is named Bob King Court in honor of the former head coach who led the Lobos from 1963 to 1972.

The 2016-17 Lobo Men's Basketball Program



The 2016-17 Lobos



Aher Uguak
6'7" - 206 lbs. - Freshman - Guard/Forward
Edmonton, Canada (Harry Ainlay HS)

NOTEWORTHY :

- Graduated and played at Harry Ainlay HS
- Two-time Provincial Champion
- Rated as one of the best high school players in Western Canada
- Played for Drive Elite's summer team
- Named 2015 Alberta NPH Showcase Camp MVP

GAME-BY-GAME STATISTICS

Opponent	Date	GS	Min	FG-A	3FG-A	FT-A	O-D-TR	PF	A	TO	B	S	PTS
Idaho State	11-11-16	7	0-1	0-0	0-0	1-0-1	0	0	1	0	0	0	0
Houston Baptist	11-14-16	14	2-3	1-1	0-0	0-1-1	2	1	0	0	2	5	5
New Mexico State	11-18-16	3	0-1	0-0	0-0	1-0-1	0	0	0	0	0	0	0
vs. Virginia Tech	11-24-16	11	0-1	0-0	2-2	0-0-0	0	0	0	0	0	2	2
vs. CSUN	11-25-16	9	1-1	0-0	0-2	0-0-0	0	0	0	0	2	2	2
vs. Dayton	11-27-16	2	0-0	0-0	0-0	0-0-0	1	0	0	0	0	0	0
Abilene Christian	11-30-16	10	0-1	0-1	0-0	0-0-0	0	1	0	0	0	0	0
at Illinois State	12-03-16					DNP							
UTEP	12-07-16					DNP							
at New Mexico S.	12-10-16					DNP							
Arkansas-Pine Bluff	12-17-16*	17	0-2	0-1	5-6	1-2-3	0	2	5	0	1	3	3
at Arizona	12-20-16*	10	0-2	0-2	0-0	1-0-1	0	0	0	0	0	0	0
Fresno State*	12-28-16					DNP							
at San Diego State*	01-01-17					DNP							
at Utah State*	01-04-17					DNP							
Nevada*	01-07-17	2	0-1	0-1	0-0	0-0-0	0	0	0	1	0	0	0
UNLV*	01-10-17					DNP							
at Colorado State*	01-14-17	5	0-0	0-0	0-2	1-1-2	0	1	0	0	0	0	0
at Boise State*	01-17-17												
Wyoming*	01-21-17												
Utah State*	01-24-17												
at Nevada*	01-28-17												
at UNLV*	02-01-17												
San Jose State*	02-04-17												
at Air Force*	02-08-17												
Boise State*	02-14-17												
at Fresno State*	02-18-17												
Colorado State*	02-21-17												
at Wyoming*	02-25-17												
San Diego State*	03-04-17												

SEASON HIGHS

Points: 5 vs. Houston Baptist (11-14-16)
FG: 2 vs. Houston Baptist (11-14-16)
FGA: 3 vs. Houston Baptist (11-14-16)
3FG: 1 vs. Houston Baptist (11-14-16)
3FGA: 2 vs. Arizona (12-20-16)
FT: 5 vs. UAPB (12-17-16)
FTA: 5 vs. UAPB (12-17-16)
Rebounds: 3 vs. UAPB (12-17-16)
Assists: 2 vs. UAPB (12-17-16)
Blocks: 1 vs. Nevada (1-7-17)
Steals: 2 (2x) Last Time vs. CSUN (11-25-16)
Minutes Played: 17 vs. UAPB (12-17-16)

CAREER HIGHS

Points: 5 vs. Houston Baptist (11-14-16)
FG: 2 vs. Houston Baptist (11-14-16)
FGA: 3 vs. Houston Baptist (11-14-16)
3FG: 1 vs. Houston Baptist (11-14-16)
3FGA: 2 vs. Arizona (12-20-16)
FT: 5 vs. UAPB (12-17-16)
FTA: 5 vs. UAPB (12-17-16)
Rebounds: 3 vs. UAPB (12-17-16)
Assists: 2 vs. UAPB (12-17-16)
Blocks: 1 vs. Nevada (1-7-17)
Steals: 2 (2x) Last Time vs. CSUN (11-25-16)
Minutes Played: 17 vs. UAPB (12-17-16)

MISCELLANEOUS STATISTICS

Led Team in Steals

SEASON
1

CAREER
1

CAREER STATISTICS

Season	gp-gs	min/avg	Total fg-fga pct	3-Point fg-fga pct	F-Throws ft-fa pct	Rebounds off def tot avg	pf	fo	ast	to	blk	stl	Scoring pts avg
2016-17	11-2	90/8.2	3-13 .231	1-6 .167	7-12 .583	5 4 9 0.8	4	0	5	6	1	5	14 1.3
TOTAL	11-2	90/8.2	3-13 .231	1-6 .167	7-12 .583	5 4 9 0.8	4	0	5	6	1	5	14 1.3

The 2016-17 Lobos



Jordan Hunter
5'11" - 180 lbs. - Sophomore - Guard
Beaumont, Texas (Ozen HS)

NOTEWORTHY :

- Led Lobos in assists with eight and steals with two in season opener
- Scored a career-tying 10 points against Virginia Tech on 11-24-16 & against UTEP on 12-7-16
- District Co-MVP as a senior in high school
- Reached the championship game of the 2015 Texas 5A state tournament

GAME-BY-GAME STATISTICS

Opponent	Date	GS	Min	FG-A	3FG-A	FT-A	O-D-TR	PF	A	TO	B	S	PTS
Idaho State	11-11-16 *	34	1-6	0-3	4-6	1-5-6	3	8	2	0	2	6	
Houston Baptist	11-14-16 *	17	2-3	1-2	4-4	1-4-5	2	2	1	0	1	9	
New Mexico State	11-18-16 *	25	1-2	0-1	0-0	1-2-3	2	2	2	0	0	2	
vs. Virginia Tech	11-24-16 *	24	4-7	2-4	0-0	1-1-2	2	4	2	0	1	10	
vs. CSUN	11-25-16 *	30	2-5	1-1	4-4	0-1-1	2	4	1	0	2	9	
vs. Dayton	11-27-16 *	27	2-7	2-4	0-0	0-3-3	2	1	3	0	0	6	
Abilene Christian	11-30-16 *	22	0-2	0-0	0-0	0-2-2	1	1	1	0	0	0	
at Illinois State	12-03-16 *	27	2-8	0-2	2-2	0-2-2	5	7	2	0	1	6	
UTEP	12-07-16 *	33	4-6	2-3	0-0	0-4-4	2	6	3	0	0	10	
at New Mexico S.	12-10-16 *	12	1-3	0-1	0-0	1-1-2	1	0	0	0	0	2	
Arkansas-Pine Bluff	12-17-16	13	2-2	2-2	2-2	0-2-2	1	0	2	0	2	8	
at Arizona	12-20-16	12	0-1	0-0	1-2	0-0-0	2	0	2	0	0	1	
Fresno State*	12-28-16	15	2-3	0-1	0-0	0-1-1	1	1	1	0	1	4	
at San Diego State*	01-01-17	11	0-0	0-0	0-0	0-0-0	1	2	1	0	0	0	
at Utah State*	01-04-17				DNP								
Nevada*	01-07-17				DNP								
UNLV*	01-10-17	2	0-1	0-0	0-0	0-0-0	1	0	0	0	0	0	
at Colorado State*	01-14-17	21	2-5	1-1	0-0	0-2-2	3	2	2	0	0	5	
at Boise State*	01-17-17												
Wyoming*	01-21-17												
Utah State*	01-24-17												
at Nevada*	01-28-17												
at UNLV*	02-01-17												
San Jose State*	02-04-17												
at Air Force*	02-08-17												
Boise State*	02-14-17												
at Fresno State*	02-18-17												
Colorado State*	02-21-17												
at Wyoming*	02-25-17												
San Diego State*	03-04-17												

SEASON HIGHS

Points: 10 (2x) Last time vs. UTEP (12-7-16)
FG: 4 (2x) Last time vs. UTEP (12-7-16)
FGA: 8 vs. Illinois State (12-3-16)
3FG: 2 (4x) Last time vs. UAPB (12-17-16)
3FGA: 4 (2x) Last time vs. Dayton (11-27-16)
FT: 4 (3x) Last time vs. CSUN (11-25-16)
FTA: 6 vs. Idaho State (11-11-16)
Rebounds: 6 vs. Idaho State (11-11-16)
Assists: 8 vs. Idaho State (11-11-16)
Blocks: N/A
Steals: 2 (2x) Last time vs. UAPB (12-17-16)
Minutes Played: 34 vs. Idaho State (11-11-16)

CAREER HIGHS

Points: 10 (3x) Last Time vs. UTEP (12-7-16)
FG: 4 (2x) Last time vs. UTEP (12-7-16)
FGA: 8 vs. Illinois State (12-3-16)
3FG: 2 (6x) Last time vs. UAPB (12-17-16)
3FGA: 4 (2x) Last time vs. Dayton (11-27-16)
FT: 4 (4x) Last time vs. CSUN (11-25-16)
FTA: 6 vs. Idaho State (11-11-16)
Rebounds: 6 vs. Idaho State (11-11-16)
Assists: 8 vs. Idaho State (11-11-16)
Blocks: 1 vs. Northern Iowa (12-12-15)
Steals: 3 vs. Utah State (1-9-16)
Minutes Played: 34 vs. Idaho State (11-11-16)

MISCELLANEOUS STATISTICS

	SEASON	CAREER
Double-Digit Scoring	2	3
Led Team in Blocks		1
Led Team in Assists	4	5
Led Team in Steals	2	2

CAREER STATISTICS

Season	gp-gs	min/avg	Total fg-fga	pct	3-Point fg-fga	pct	F-Throws ft-fta	pct	Rebounds off	def	tot	avg	pf	fo	ast	to	blk	stl	Scoring pts	avg
2015-16	28-1	253/9.0	23-53	.434	10-24	.417	7-10	.700	3	23	26	0.9	22	0	31	26	1	14	63	2.3
2016-17	16-10	325/20.3	25-61	.410	11-25	.440	17-20	.850	5	30	35	2.2	32	1	40	25	0	10	78	4.9
TOTAL	44-11	578/13.1	48-114	.421	21-49	.429	24-30	.800	8	53	61	1.4	54	1	71	51	1	24	141	3.2

The 2016-17 Lobos

4



Elijah Brown
6'4" - 200 lbs. - RS-Junior - Guard
Orange County, Calif. (Butler)

NOTEWORTHY :

- Named MW Preseason Player of the Year
- 2017 Jerry West Award Watch List
- Has 1,009 career points at UNM, 34th Lobo to hit 1,000 point club
- 41 against Fresno State last season is most in WisePies Arena since 2003 for UNM
- 33 points against San Jose State last season is school record off the bench
- 15-for-15 FT shooting vs. Nevada last year was one short of school record
- Son of former NBA head coach Mike Brown

GAME-BY-GAME STATISTICS

Opponent	Date	GS	Min	FG-A	3FG-A	FT-A	O-D-TR	PF	A	B	S	PTS
Idaho State	11-11-16	*	30	5-13	1-6	3-4	1-3-4	3	4	6	0	14
Houston Baptist	11-14-16	*	28	1-8	0-5	4-4	0-2-2	1	5	4	0	6
New Mexico State	11-18-16	*	34	6-17	1-7	6-8	0-8-8	1	2	2	0	19
vs. Virginia Tech	11-24-16	*	25	5-13	2-7	4-6	1-3-4	3	0	2	0	16
vs. CSUN	11-25-16	*	28	7-11	3-5	4-6	1-2-3	3	7	2	0	21
vs. Dayton	11-27-16	*	32	4-14	3-8	5-5	0-5-5	1	3	3	0	16
Abilene Christian	11-30-16	*	32	5-12	2-4	1-3	0-9-9	1	2	0	0	13
at Illinois State	12-03-16	*	30	6-17	3-11	6-6	0-5-5	2	4	4	0	21
UTEP	12-07-16	*	35	8-13	3-7	6-11	0-6-6	0	0	3	0	25
at New Mexico S.	12-10-16	*	30	5-14	1-9	7-9	0-2-2	3	3	3	0	18
Arkansas-Pine Bluff	12-17-16		16	1-4	1-3	4-4	0-2-2	0	3	2	0	7
at Arizona	12-20-16		25	5-13	1-4	6-9	0-1-1	2	2	2	0	17
Fresno State*	12-28-16		30	2-10	1-4	14-14	0-3-3	3	3	4	1	19
at San Diego State*	01-01-17	*	36	5-13	4-6	8-8	0-2-2	3	1	3	0	22
at Utah State*	01-04-17	*	15	4-8	3-5	6-8	2-1-3	4	0	2	0	17
Nevada*	01-07-17	*	35	7-15	3-6	9-12	0-4-4	3	2	2	0	26
UNLV*	01-10-17	*	37	4-13	0-5	5-5	1-5-6	4	3	2	0	13
at Colorado State*	01-14-17	*	30	6-12	4-6	9-11	0-9-9	4	7	4	1	25
at Boise State*	01-17-17											
Wyoming*	01-21-17											
Utah State*	01-24-17											
at Nevada*	01-28-17											
at UNLV*	02-01-17											
San Jose State*	02-04-17											
at Air Force*	02-08-17											
Boise State*	02-14-17											
at Fresno State*	02-18-17											
Colorado State*	02-21-17											
at Wyoming*	02-25-17											
San Diego State*	03-04-17											

SEASON HIGHS

Points: 26 vs. Nevada (1-7-17)
FG: 8 vs. UTEP (12-7-16)
FGA: 17 (2x) vs. Illinois State (12-3-16)
3FG: 4 (2x) Last time vs. CSU (1-14-17)
3FGA: 11 vs. Illinois State (12-3-16)
FT: 14 vs. Fresno State (12-28-16)
FTA: 14 vs. Fresno State (12-28-16)
Rebounds: 9 (2x) Last time vs. CSU (1-14-17)
Assists: 7 (2x) Last time vs. CSU (1-14-17)
Blocks: 1 vs. CSU (1-14-17)
Steals: 3 (2x) Last time vs. Nevada (1-7-17)
Minutes Played: 37 vs. UNLV (1-10-17)

CAREER HIGHS

Points: 41 vs. Fresno State (2-27-16)
FG: 11 vs. Fresno State (2-27-16)
FGA: 23 vs. Fresno State (2-27-16)
3FG: 7 at Air Force (2-20-16)
3FGA: 13 at Air Force (2-20-16)
FT: 15 vs. Nevada (12-30-15)
FTA: 15 vs. Nevada (12-30-15)
Rebounds: 11 vs. Fresno State (2-27-16)
Assists: 7 (2x) Last time vs. CSU (1-14-17)
Blocks: 1 (3x) Last time vs. CSU (1-14-17)
Steals: 3 (3x) Last time vs. Nevada (1-7-17)
Minutes Played: 43 at San Diego State (2-6-16)

MISCELLANEOUS STATISTICS

	SEASON	CAREER
30+ Scoring		6
20+ Scoring	6	24
10+ Rebounds		2
Double-Doubles		2
Double-Digit Scoring	15	47
Led Team in Scoring	11	33
Led Team in Assists	5	18
Led Team in Rebounds	4	11
Led Team in Steals	9	22
Led Team in Blocks	1	1

CAREER STATISTICS

Season	gp-gs	min/avg	Total fg-fga	pct	3-Point fg-fga	pct	F-Throws ft-fta	pct	Rebounds off	def	tot	avg	pf	fo	ast	to	blk	stl	Scoring pts	avg
2015-16	32-29	1078/33.7	194-453	.428	89-226	.394	217-255	.851	22	154	176	5.5	64	0	100	109	2	35	694	21.7
2016-17	18-15	528/29.3	86-220	.391	36-108	.333	107-133	.805	6	72	78	4.3	41	0	51	52	2	25	315	17.5
TOTAL	50-44	1606/32.1	280-673	.416	125-334	.374	324-388	.835	28	226	254	5.1	105	0	151	161	4	60	1009	20.2

The 2016-17 Lobos



Jalen Harris
6'2" - 156 lbs. - Freshman - Guard
Wilson, N.C. (Word of God Academy)

NOTEWORTHY :

- Had season-high 15 points against Nevada on 1-7-17
- Played at same high school as UK standout and NBA star John Wall
- Rated a top-15 recruit in the state of North Carolina
- Leader on Word of God basketball team that was rated in top-40 in N.C.
- Played for John Wall's summer team

GAME-BY-GAME STATISTICS

Opponent	Date	GS	Min	FG-A	3FG-A	FT-A	O-D-TR	PF	A	TO	B	S	PTS
Idaho State	11-11-16	5	0-0	0-0	0-0	0-0-0	4	2	0	0	1	0	
Houston Baptist	11-14-16	23	4-4	1-1	4-6	0-1-1	1	4	3	0	1	13	
New Mexico State	11-18-16	15	0-2	0-0	0-0	0-3-3	2	1	2	0	2	0	
vs. Virginia Tech	11-24-16	16	2-3	0-0	1-1	0-0-0	1	3	1	0	0	5	
vs. CSUN	11-25-16	11	2-3	0-0	0-0	0-1-1	0	0	1	0	1	4	
vs. Dayton	11-27-16	13	0-0	0-0	0-0	0-0-0	2	1	1	0	0	0	
Abilene Christian	11-30-16	18	1-2	0-1	0-0	0-0-0	0	2	0	0	0	2	
at Illinois State	12-03-16	13	1-2	0-0	1-2	0-2-2	1	0	0	0	3	3	
UTEP	12-07-16	7	0-0	0-0	0-0	0-1-1	2	1	2	0	0	0	
at New Mexico S.	12-10-16	29	2-6	0-1	1-3	0-1-1	3	3	2	0	1	5	
Arkansas-Pine Bluff	12-17-16*	25	1-4	0-1	0-0	0-2-2	2	4	0	0	2	2	
at Arizona	12-20-16*	29	1-4	0-1	3-3	0-1-1	3	4	1	0	0	5	
Fresno State*	12-28-16*	27	2-4	0-0	5-6	0-2-2	2	3	1	0	1	9	
at San Diego State*	01-01-17*	30	4-6	0-1	1-3	0-2-2	3	2	1	1	0	9	
at Utah State*	01-04-17*	33	2-7	0-2	0-0	0-3-3	4	8	3	0	2	4	
Nevada*	01-07-17*	37	4-11	0-2	7-10	0-9-9	3	4	1	0	3	15	
UNLV*	01-10-17*	25	4-4	1-1	2-2	0-3-3	4	4	5	0	0	11	
at Colorado State*	01-14-17*	21	0-3	0-1	0-0	0-0-0	2	1	2	1	0	0	
at Boise State*	01-17-17												
Wyoming*	01-21-17												
Utah State*	01-24-17												
at Nevada*	01-28-17												
at UNLV*	02-01-17												
San Jose State*	02-04-17												
at Air Force*	02-08-17												
Boise State*	02-14-17												
at Fresno State*	02-18-17												
Colorado State*	02-21-17												
at Wyoming*	02-25-17												
San Diego State*	03-04-17												

SEASON HIGHS

Points: 15 vs. Nevada (1-7-17)
FG: 4 (4x) Last time vs. UNLV (1-10-17)
FGA: 11 vs. Nevada (1-7-17)
3FG: 1 (3x) Last time vs. UNLV (1-10-17)
3FGA: 2 (2x) Last time vs. Nevada (1-7-17)
FT: 7 vs. Nevada (1-7-17)
FTA: 10 vs. Nevada (1-7-17)
Rebounds: 9 vs. Nevada (1-7-17)
Assists: 8 vs. Utah State (1-4-17)
Blocks: 1 (2x) Last time vs. CSU (1-14-17)
Steals: 3 (2x) Last time vs. Nevada (1-7-17)
Minutes Played: 37 vs. Nevada (1-7-17)

CAREER HIGHS

Points: 15 vs. Nevada (1-7-17)
FG: 4 (4x) Last time vs. UNLV (1-10-17)
FGA: 11 vs. Nevada (1-7-17)
3FG: 1 (3x) Last time vs. UNLV (1-10-17)
3FGA: 2 (2x) Last time vs. Nevada (1-7-17)
FT: 7 vs. Nevada (1-7-17)
FTA: 10 vs. Nevada (1-7-17)
Rebounds: 9 vs. Nevada (1-7-17)
Assists: 8 vs. Utah State (1-4-17)
Blocks: 1 (2x) Last time vs. CSU (1-14-17)
Steals: 3 (2x) Last time vs. Nevada (1-7-17)
Minutes Played: 37 vs. Nevada (1-7-17)

MISCELLANEOUS STATISTICS

	SEASON	CAREER
Double-Digit Scoring	3	3
Led Team in Steals	3	3
Led Team in Assists	6	6
Led Team in Blocks	1	1
Led Team in Rebounding	1	1

CAREER STATISTICS

			Total		3-Point		F-Throws		Rebounds											Scoring	
Season	gp-gs	min/avg	fg-fga	pct	fg-fga	pct	ft-fta	pct	off	def	tot	avg	pf	fo	ast	to	blk	stl	pts	avg	
2016-17	18-8	377/20.9	30-64	.469	2-12	.167	25-36	.694	0	31	31	1.7	39	0	47	26	2	17	87	4.8	
TOTAL	18-8	377/20.9	30-64	.469	2-12	.167	25-36	.694	0	31	31	1.7	39	0	47	26	2	17	87	4.8	

The 2016-17 Lobos



Obij Aget
7'1" - 220 lbs. - Senior - Center
Juba, South Sudan (La Lumiere HS)

NOTEWORTHY :

- Set career high in blocks (7) vs. UNLV (1-10-17). Now has 106 in career.
- Had career-high 16 points in win over CSUN on 11-25-16
- 64 percent shooter last season
- Six games with perfect field goal percentage last year
- Academic All-MW selection

GAME-BY-GAME STATISTICS

Opponent	Date	GS	Min	FG-A	3FG-A	FT-A	O-D-TR	PF	A	TO	B	S	PTS
Idaho State	11-11-16	*	20	2-3	0-0	0-0	0-3-3	1	0	0	3	0	4
Houston Baptist	11-14-16	*	17	0-1	0-0	2-2	0-1-1	1	1	0	0	0	2
New Mexico State	11-18-16	*	24	1-3	0-0	0-0	1-1-2	5	1	0	3	1	2
vs. Virginia Tech	11-24-16	*	14	2-5	0-0	1-1	0-3-3	0	0	0	1	0	5
vs. CSUN	11-25-16	*	19	6-6	0-0	4-5	1-1-2	4	1	0	0	1	16
vs. Dayton	11-27-16	*	9	1-1	0-0	0-0	2-1-3	1	0	0	0	0	2
Abilene Christian	11-30-16	*	18	4-6	0-0	4-5	2-3-5	1	0	0	0	0	12
at Illinois State	12-03-16	*	20	3-5	0-0	0-0	2-2-4	1	0	0	0	0	6
UTEP	12-07-16	*	24	4-5	0-0	1-2	1-3-4	0	0	0	1	1	9
at New Mexico S.	12-10-16	*	18	1-2	0-0	1-2	1-4-5	3	0	0	1	0	3
Arkansas-Pine Bluff	12-17-16	*	9	2-3	0-0	0-0	0-1-1	0	1	0	2	0	4
at Arizona	12-20-16	*	16	1-6	0-0	0-0	1-0-1	2	0	0	0	1	2
Fresno State*	12-28-16	*	23	6-8	0-0	0-0	2-4-6	4	1	2	1	1	12
at San Diego State*	01-01-17	*	10	0-0	0-0	0-0	0-2-2	2	0	0	1	0	0
at Utah State*	01-04-17	*	20	4-4	0-0	0-0	1-2-3	0	0	3	0	1	8
Nevada*	01-07-17	*	14	1-5	0-0	0-0	3-1-4	1	1	0	1	0	2
UNLV*	01-10-17	*	20	1-1	0-0	2-3	0-1-1	3	0	0	7	0	4
at Colorado State*	01-14-17	*	17	4-4	0-0	0-0	1-2-3	3	2	1	0	0	8
at Boise State*	01-17-17												
Wyoming*	01-21-17												
Utah State*	01-24-17												
at Nevada*	01-28-17												
at UNLV*	02-01-17												
San Jose State*	02-04-17												
at Air Force*	02-08-17												
Boise State*	02-14-17												
at Fresno State*	02-18-17												
Colorado State*	02-21-17												
at Wyoming*	02-25-17												
San Diego State*	03-04-17												

SEASON HIGHS

Points: 16 vs. CSUN (11-25-16)
FG: 6 (2x) Last time vs. Fresno State (12-28-16)
FGA: 8 vs. Fresno State (12-28-16)
3FG: N/A
3FGA: N/A
FT: 4 (2x) vs. Abilene Christian (11-30-16)
FTA: 5 vs. Abilene Christian (11-30-16)
Rebounds: 6 vs. Fresno State (12-28-16)
Assists: 2 vs. CSU (1-14-17)
Blocks: 7 vs. UNLV (1-10-17)
Steals: 1 (6x) Last time vs. Utah State (1-4-17)
Minutes Played: 24 (2x) Last time vs. UTEP (12-7-16)

CAREER HIGHS

Points: 16 vs. CSUN (11-25-16)
FG: 7 vs. Nevada (12-30-15)
FGA: 11 vs. Wyoming (3-7-15)
3FG: N/A
3FGA: N/A
FT: 5 (2x) Last Time vs. Rice (12-19-15)
FTA: 8 vs. Rice (12-19-15)
Rebounds: 14 at Nevada (3-5-16)
Assists: 2 (3x) Last time vs. CSU (1-14-17)
Blocks: 7 vs. UNLV (1-10-17)
Steals: 3 (2x) Last Time vs. Nevada (12-30-15)
Minutes Played: 42 vs. Wyoming (3-7-15)

MISCELLANEOUS STATISTICS

	SEASON	CAREER
Led Team in Scoring		4
Double-Digit Scoring	1	18
10+ Rebounds		8
Double-Doubles		8
Led Team in Rebounding		20
Led Team in Blocks	7	38
Led Team in Steals	1	4

CAREER STATISTICS

			Total		3-Point		F-Throws		Rebounds										Scoring	
Season	gp-gs	min/avg	fg-fga	pct	fg-fga	pct	ft-fa	pct	off	def	tot	avg	pf	fo	ast	to	blk	stl	pts	avg
2013-14	28-2	176/6.3	14-26	.538	0-0	.000	7-13	.538	13	24	37	1.3	30	1	2	7	5	1	35	1.3
2014-15	31-31	765/24.7	81-145	.559	0-0	.000	50-77	.649	60	108	168	5.4	80	4	8	43	42	16	212	6.8
2015-16	32-32	724/22.6	89-139	.640	0-0	.000	34-48	.708	67	115	182	5.7	98	3	11	44	38	7	212	6.6
2016-17	18-16	312/17.3	43-68	.632	0-0	.000	15-20	.750	18	35	53	2.9	32	1	8	6	21	6	101	5.6
TOTAL	109-81	1977/18.1	227-378	.601	0-0	.000	106-158	.671	158	282	440	4.0	240	9	29	100	106	30	560	5.1

The 2016-17 Lobos

14



Dane Kuiper
6'7" - 200 lbs. - Sophomore - Guard/Forward
Wasilla, Alaska (Corona del Sol HS (Ariz.))

NOTEWORTHY :

- Set career-highs of 17 points, field goals attempted (10) and minutes (37) against UNLV on 1-10-17
- Academic All-MW selection
- Rated as the top player in Arizona for the 2015 recruiting class
- Helped guide Tempe Corona del Sol to a pair of state championships
- One of five NCAA Division I players from the 2014-15 Corona del Sol Aztecs

GAME-BY-GAME STATISTICS

Opponent	Date	GS	Min	FG-A	3FG-A	FT-A	O-D-TR	PF	A	TO	B	S	PTS
Idaho State	11-11-16					DNP							
Houston Baptist	11-14-16					DNP							
New Mexico State	11-18-16					DNP							
vs. Virginia Tech	11-24-16	11	0-2	0-1	0-0	0-1-1	1	0	1	1	0	0	
vs. CSUN	11-25-16	2	0-1	0-0	0-0	0-0-0	0	0	0	0	0	0	
vs. Dayton	11-27-16	11	1-2	1-1	0-0	0-2-2	4	2	1	0	1	3	
Abilene Christian	11-30-16 *	16	0-4	0-2	4-4	2-0-2	0	2	1	0	1	4	
at Illinois State	12-03-16	14	3-5	0-1	0-0	0-0-0	0	0	0	0	0	6	
UTEP	12-07-16	6	1-1	1-1	1-2	0-3-3	1	0	1	0	1	4	
at New Mexico S.	12-10-16	23	6-9	3-5	0-0	1-2-3	4	2	2	0	2	15	
Arkansas-Pine Bluff	12-17-16 *	25	5-9	3-6	1-1	1-3-4	1	3	3	1	2	14	
at Arizona	12-20-16 *	19	1-8	1-5	0-0	3-0-3	4	1	0	0	0	3	
Fresno State*	12-28-16 *	22	3-6	2-4	2-2	0-2-2	5	1	0	0	1	10	
at San Diego State*	01-01-17	20	3-5	2-3	0-0	1-7-8	1	3	1	1	2	8	
at Utah State*	01-04-17	19	1-2	1-2	0-0	0-2-2	3	2	1	0	1	3	
Nevada*	01-07-17 *	26	3-5	0-1	2-2	1-0-1	4	0	0	0	0	8	
UNLV*	01-10-17 *	37	6-10	3-5	2-2	0-4-4	1	3	3	0	1	17	
at Colorado State*	01-14-17 *	25	4-4	0-0	2-2	1-1-2	5	2	1	1	0	10	
at Boise State*	01-17-17												
Wyoming*	01-21-17												
Utah State*	01-24-17												
at Nevada*	01-28-17												
at UNLV*	02-01-17												
San Jose State*	02-04-17												
at Air Force*	02-08-17												
Boise State*	02-14-17												
at Fresno State*	02-18-17												
Colorado State*	02-21-17												
at Wyoming*	02-25-17												
San Diego State*	03-04-17												

SEASON HIGHS

Points: 17 vs. UNLV (1-10-17)
FG: 6 (2x) Last time vs. UNLV (1-10-17)
FGA: 10 vs. UNLV (1-10-17)
3FG: 3 (3x) Last time vs. UNLV (1-10-17)
3FGA: 6 vs. UAPB (12-17-16)
FT: 4 vs. Abilene Christian (11-30-16)
FTA: 4 vs. Abilene Christian (11-30-16)
Rebounds: 8 vs. SDSU (1-1-17)
Assists: 3 (3x) Last time vs. UNLV (1-10-17)
Blocks: 1 (4x) Last time vs. CSU (1-14-15)
Steals: 2 (3x) Last time vs. SDSU (1-1-17)
Minutes Played: 37 vs. UNLV (1-10-17)

CAREER HIGHS

Points: 17 vs. UNLV (1-10-17)
FG: 6 (2x) Last time vs. UNLV (1-10-17)
FGA: 10 vs. UNLV (1-10-17)
3FG: 3 (3x) vs. UNLV (1-10-17)
3FGA: 6 vs. UAPB (12-17-16)
FT: 4 vs. Abilene Christian (11-30-16)
FTA: 4 vs. Abilene Christian (11-30-16)
Rebounds: 8 vs. SDSU (1-1-17)
Assists: 4 at San Jose State (1-26-16)
Blocks: 2, Twice
Steals: 2 (4x) Last time vs. SDSU (1-1-17)
Minutes Played: 37 vs. UNLV (1-10-17)


MISCELLANEOUS STATISTICS

	SEASON	CAREER
Led Team in Scoring	1	1
Double-Digit Scoring	3	4
Led Team in Assists		2
Led Team in Blocks	1	2
Led Team in Steals	3	3

CAREER STATISTICS

Season	gp-gs	min/avg	Total fg-fga pct	3-Point fg-fga pct	F-Throws ft-fla pct	Rebounds off def tot avg	pf fo ast to blk stl	Scoring pts avg
2015-16	25-0	207/8.3	12-37 .324	6-18 .333	7-9 .778	3 23 26 1.0	22 1 20 9 8 6	37 1.5
2016-17	15-7	276/18.4	37-73 .507	17-37 .459	14-15 .933	10 27 37 2.5	34 2 21 15 4 12	105 7.0
TOTAL	40-7	483/12.1	49-110 .445	23-55 .418	21-24 .875	13 50 63 1.6	56 3 41 24 12 18	142 3.6

The 2016-17 Lobos



Sam Logwood
6'7" - 210 lbs. - Junior - Guard/Forward
Indianapolis, Ind. (La Lumiere HS)

NOTEWORTHY :

- Had career high 20 points in season opener against Idaho State
- Career highs of three blocks, four steals at San Diego State last year
- Career highs of seven boards, five assists against Wyoming last year
- Academic All-MW selection in 2015

GAME-BY-GAME STATISTICS

Opponent	Date	GS	Min	FG-A	3FG-A	FT-A	O-D-TR	PF	A	TO	B	S	PTS
Idaho State	11-11-16 *	32	7-10	1-2	5-5	1-2-3	2 4 3	0 1 20					
Houston Baptist	11-14-16 *	26	3-5	1-2	2-2	0-6-6	1 2 0	0 1 9					
New Mexico State	11-18-16 *	29	5-7	0-0	2-4	0-4-4	0 4 2	0 0 12					
vs. Virginia Tech	11-24-16 *	24	2-6	0-0	0-1	1-2-3	2 2 1	0 0 4					
vs. CSUN	11-25-16 *	29	5-6	0-0	3-4	0-0-0	3 1 0	1 1 13					
vs. Dayton	11-27-16 *	19	0-3	0-0	3-4	0-2-2	1 1 2	0 0 3					
Abilene Christian	11-30-16				DNP								
at Illinois State	12-03-16 *	21	1-3	1-1	2-2	1-3-4	0 2 2	0 0 5					
UTEP	12-07-16 *	27	4-7	1-2	2-4	1-1-2	0 6 1	0 0 11					
at New Mexico S.	12-10-16 *	11	0-2	0-0	0-0	1-1-2	1 0 2	0 0 0					
Arkansas-Pine Bluff	12-17-16	19	1-4	0-2	3-4	3-3-6	1 2 2	0 4 5					
at Arizona	12-20-16	10	0-2	0-0	0-0	0-0-0	0 1 1	0 1 0					
Fresno State*	12-28-16 *	28	0-4	0-0	1-2	1-5-6	1 0 3	0 1 1					
at San Diego State*	01-01-17 *	17	1-6	0-0	1-2	0-2-2	1 0 2	0 0 3					
at Utah State*	01-04-17 *	23	2-7	0-0	1-2	2-1-3	0 0 0	0 1 5					
Nevada*	01-07-17	29	4-7	1-3	0-2	0-4-4	2 0 0	1 1 9					
UNLV*	01-10-17	5	0-2	0-1	0-0	0-1-1	2 0 0	0 0 0					
at Colorado State*	01-14-17	13	1-3	0-0	2-4	0-1-1	3 0 1	0 0 4					
at Boise State*	01-17-17												
Wyoming*	01-21-17												
Utah State*	01-24-17												
at Nevada*	01-28-17												
at UNLV*	02-01-17												
San Jose State*	02-04-17												
at Air Force*	02-08-17												
Boise State*	02-14-17												
at Fresno State*	02-18-17												
Colorado State*	02-21-17												
at Wyoming*	02-25-17												
San Diego State*	03-04-17												

SEASON HIGHS

Points: 20 vs. Idaho State (11-11-16)
FG: 7 vs. Idaho State (11-11-16)
FGA: 10 vs. Idaho State (11-11-16)
3FG: 1 (5x) Last time vs. Nevada (1-7-17)
3FGA: 2 (4x) Last time vs. UAPB (12-17-16)
FT: 5 vs. Idaho State (11-11-16)
FTA: 5 vs. Idaho State (11-11-16)
Rebounds: 6 (2x) Last time vs. Fresno State (12-28-16)
Assists: 6 vs. UTEP (12-7-16)
Blocks: 1 (2x) Last time vs. Nevada (1-7-17)
Steals: 4 vs. UAPB (12-17-16)
Minutes Played: 32 vs. Idaho State (11-11-16)

CAREER HIGHS

Points: 20 vs. Idaho State (11-11-16)
FG: 7 vs. Idaho State (11-11-16)
FGA: 11 (2x) Last Time vs. Nevada (3-10-16)
3FG: 2 (6x) Last Time vs. Nevada (3-10-16)
3FGA: 6 vs. Air Force (3-11-15)
FT: 5 (2x) Last Time vs. Idaho State (11-11-16)
FTA: 6 vs. Air Force (1-14-15)
Rebounds: 7 (4x) Last Time at Nevada (3-5-16)
Assists: 6 vs. UTEP (12-7-16)
Blocks: 3 at San Diego State (2-6-16)
Steals: 4 (2x) Last time vs. UAPB (12-17-16)
Minutes Played: 41 at San Diego State (2-6-16)

MISCELLANEOUS STATISTICS

	SEASON	CAREER
Led Team in Scoring	1	3
Double-Digit Scoring	4	14
Led Team in Rebounding	1	3
Led Team in Steals	2	14
Led Team in Blocks		5
Led Team in Assists	2	8

CAREER STATISTICS

Season	gp-gs	min/avg	Total fg-fga pct	3-Point fg-fga pct	F-Throws ft-fga pct	Rebounds off def tot avg	pf fo ast to blk stl	Scoring pts avg
2014-15	28-16	572/20.4	57-145 .393	17-55 .309	40-55 .727	24 52 76 2.7	46 0 31 29 3 9	171 6.1
2015-16	32-32	836/26.1	75-171 .439	17-43 .395	35-60 .583	37 93 130 4.1	78 2 58 49 14 24	202 6.3
2016-17	17-12	362/21.3	36-84 .429	5-13 .385	27-42 .643	11 38 49 2.9	20 0 25 22 2 11	104 6.1
TOTAL	77-60	1770/23.0	168-400 .420	39-111 .351	102-157 .650	72 183 255 3.3	144 2 114 100 19 44	477 6.2

The 2016-17 Lobos



Xavier Adams
6'4" - 205 lbs. - Junior - Guard
Flower Mound, Texas (Edward S. Marcus HS)

NOTEWORTHY:

- Team's leading scorer off the bench last season
- Had a career-high 14 points against Nevada and Air Force last year
- Rated among top 15 players in the state of Texas as a high school senior

GAME-BY-GAME STATISTICS

Opponent	Date	GS	Min	FG-A	3FG-A	FT-A	O-D-TR	PF	A	TO	B	S	PTS
Idaho State	11-11-16	14	2-4	0-0	2-4	2-1-3	1	0	1	0	0	6	
Houston Baptist	11-14-16	13	2-2	0-0	7-10	0-1-1	2	0	0	0	1	11	
New Mexico State	11-18-16	3	0-1	0-1	0-0	0-0-0	0	0	0	0	1	0	
vs. Virginia Tech	11-24-16	11	0-1	0-0	2-2	0-1-1	5	0	1	0	1	2	
vs. CSUN	11-25-16	6	1-2	0-0	4-4	0-3-3	1	0	0	0	0	6	
vs. Dayton	11-27-16	9	0-1	0-0	0-0	0-1-1	2	0	1	0	1	0	
Abilene Christian	11-30-16	20	3-4	0-0	4-5	2-3-5	1	0	2	0	0	10	
at Illinois State	12-03-16	15	1-4	0-1	0-0	0-2-2	4	0	0	0	0	2	
UTEP	12-07-16	15	0-3	0-1	4-4	1-1-2	2	0	0	0	1	4	
at New Mexico S.	12-10-16	10	1-3	0-0	0-0	0-1-1	1	0	0	0	0	2	
Arkansas-Pine Bluff	12-17-16	16	1-2	0-0	2-2	1-5-6	1	1	1	1	3	4	
at Arizona	12-20-16	10	1-3	0-1	0-0	0-2-2	0	0	2	0	0	2	
Fresno State*	12-28-16	12	0-0	0-0	2-2	1-0-1	0	0	1	0	2	2	
at San Diego State*	01-01-17	24	3-4	0-1	2-2	3-2-5	2	1	1	0	2	8	
at Utah State*	01-04-17	8	0-0	0-0	0-0	0-1-1	0	1	2	0	0	0	
Nevada*	01-07-17					DNP							
UNLV*	01-10-17					DNP							
at Colorado State*	01-14-17					DNP							
at Boise State*	01-17-17					DNP							
Wyoming*	01-21-17												
Utah State*	01-24-17												
at Nevada*	01-28-17												
at UNLV*	02-01-17												
San Jose State*	02-04-17												
at Air Force*	02-08-17												
Boise State*	02-14-17												
at Fresno State*	02-18-17												
Colorado State*	02-21-17												
at Wyoming*	02-25-17												
San Diego State*	03-04-17												

SEASON HIGHS

Points: 11 vs. Houston Baptist (11-14-16)
FG: 3 (2x) Last time vs. SDSU (1-1-17)
FGA: 4 (4x) Last time vs. SDSU (1-1-17)
3FG: N/A
3FGA: 1 (5x) Last time vs. SDSU (1-1-17)
FT: 7 vs. Houston Baptist (11-14-16)
FTA: 10 vs. Houston Baptist (11-14-16)
Rebounds: 6 vs. UAPB (12-17-16)
Assists: 1 (3x) Last time vs. Utah State (1-4-17)
Blocks: 1 vs. UAPB (12-17-16)
Steals: 3 vs. UAPB (12-17-16)
Minutes Played: 24 vs. SDSU (1-1-17)

CAREER HIGHS

Points: 14 (2x) Last Time vs. Air Force (1-27-16)
FG: 5 (3x) Last Time vs. Air Force (1-27-16)
FGA: 8 (3x) Last Time vs. Wyoming (1-16-16)
3FG: 2 vs. Fresno State (12-31-14)
3FGA: 4 vs. ULM (12-13-14)
FT: 7 vs. Houston Baptist (11-14-16)
FTA: 10 vs. Houston Baptist (11-14-16)
Rebounds: 7 (2x) Last Time at Nevada (3-5-16)
Assists: 3 (3x) Last Time vs. Air Force (1-27-16)
Blocks: 2 (2x) Last Time at UNLV (1-12-16)
Steals: 3 (2x) Last time vs. UAPB (12-17-16)
Minutes Played: 27 at Grand Canyon (12-23-14)

MISCELLANEOUS STATISTICS

	SEASON	CAREER
Double-Digit Scoring	1	4
Led Team in Steals	3	10
Led Team in Blocks		6
Led Team in Assists		
Led Team in Rebounding	1	1

CAREER STATISTICS

Season	gp-gs	min/avg	Total fg-fga pct	3-Point fg-fga pct	F-Throws ft-fga pct	Rebounds off def tot avg	pf fo ast to blk stl	Scoring pts avg
2014-15	30-11	357/11.9	35-78 .449	9-31 .290	19-38 .500	20 37 57 1.9	40 1 18 24 9 9	98 3.3
2015-16	32-3	446/13.9	50-102 .490	4-24 .167	42-63 .667	33 49 82 2.6	88 1 32 34 8 16	146 4.6
2016-17	15-0	186/12.4	15-34 .441	0-5 .000	29-36 .806	10 24 34 2.3	22 1 3 11 1 12	59 3.9
TOTAL	77-14	989/12.8	100-214 .467	13-60 .217	90-137 .657	63 110 173 2.2	150 3 53 69 18 37	303 3.9

The 2016-17 Lobos



Holt Shelley
6-9 - 221 lbs. - Freshman - Forward
Cliff, N.M. (Cliff HS)

NOTEWORTHY :

- One of two walk-ons from the state of New Mexico
- Part of three New Mexico State Basketball Championships ('13,'14,'15)
- Two-time Class A Player of the Year, two-time First Team All-State
- 2016 New Mexico Preps No. 1 recruit
- Played for the Danny Granger Hurricanes summer team

GAME-BY-GAME STATISTICS

Opponent	Date	GS	Min	FG-A	3FG-A	FT-A	O-D-TR	PF	A	TO	B	S	PTS
Idaho State	11-11-16					DNP							
Houston Baptist	11-14-16					DNP							
New Mexico State	11-18-16					DNP							
vs. Virginia Tech	11-24-16					DNP							
vs. CSUN	11-25-16					DNP							
vs. Dayton	11-27-16					DNP							
Abilene Christian	11-30-16					DNP							
at Illinois State	12-03-16					DNP							
UTEP	12-07-16					DNP							
at New Mexico S.	12-10-16					DNP							
Arkansas-Pine Bluff	12-17-16					DNP							
at Arizona	12-20-16					DNP							
Fresno State*	12-28-16					DNP							
at San Diego State*	01-01-17					DNP							
at Utah State*	01-04-17					DNP							
Nevada*	01-07-17					DNP							
UNLV*	01-10-17					DNP							
at Colorado State*	01-14-17					DNP							
at Boise State*	01-17-17					DNP							
Wyoming*	01-21-17												
Utah State*	01-24-17												
at Nevada*	01-28-17												
at UNLV*	02-01-17												
San Jose State*	02-04-17												
at Air Force*	02-08-17												
Boise State*	02-14-17												
at Fresno State*	02-18-17												
Colorado State*	02-21-17												
at Wyoming*	02-25-17												
San Diego State*	03-04-17												

SEASON HIGHS

Points: N/A
FG: N/A
FGA: N/A
3FG: N/A
3FGA: N/A
FT: N/A
FTA: N/A
Rebounds: N/A
Assists: N/A
Blocks: N/A
Steals: N/A
Minutes Played: N/A

CAREER HIGHS

Points: N/A
FG: N/A
FGA: N/A
3FG: N/A
3FGA: N/A
FT: N/A
FTA: N/A
Rebounds: N/A
Assists: N/A
Blocks: N/A
Steals: N/A
Minutes Played: N/A

MISCELLANEOUS STATISTICS

CAREER STATISTICS

The 2016-17 Lobos



Joe Furstinger
6'9" - 210 lbs. - Junior - Forward
Rancho Santa Margarita, Calif. (Santa Margarita HS)

NOTEWORTHY :

- Scored career-high nine points and had career-high 11 rebounds against Illinois State on 12-3-16
- Had a career-high three field goals made in CSUN win on 11-25-16
- Led all UNM bigs in assists by a wide margin last season
- Played at the same high school as the Warrior's Klay Thompson

GAME-BY-GAME STATISTICS

Opponent	Date	GS	Min	FG-A	3FG-A	FT-A	O-D-TR	PF	A	TO	B	S	PTS
Idaho State	11-11-16					DNP							
Houston Baptist	11-14-16					DNP							
New Mexico State	11-18-16	12	2-2	0-0	3-5	2-1-3	2	0	0	0	0	7	
vs. Virginia Tech	11-24-16	2	0-0	0-0	0-0	0-0-0	1	0	0	0	0	0	
vs. CSUN	11-25-16	8	3-3	0-0	0-0	1-0-1	2	0	0	0	0	6	
vs. Dayton	11-27-16	19	1-1	0-0	0-0	0-1-1	3	1	0	1	0	2	
Abilene Christian	11-30-16	13	2-2	0-0	0-0	0-4-4	0	4	0	1	0	4	
at Illinois State	12-03-16*	28	3-4	0-0	3-5	4-7-11	2	0	2	2	1	9	
UTEP	12-07-16*	25	2-4	0-0	2-2	0-3-3	3	0	2	1	1	6	
at New Mexico S.	12-10-16	7	0-1	0-0	0-0	1-0-1	5	0	1	0	0	0	
Arkansas-Pine Bluff	12-17-16*	20	0-2	0-0	5-6	1-3-4	2	1	1	4	1	5	
at Arizona	12-20-16*	12	0-3	0-0	0-0	4-4-8	4	0	2	2	1	0	
Fresno State*	12-28-16					DNP							
at San Diego State*	01-01-17					DNP							
at Utah State*	01-04-17	11	0-1	0-0	1-2	1-1-2	4	0	0	0	0	1	
Nevada*	01-07-17	9	0-0	0-0	2-2	0-0-0	4	1	0	0	0	2	
UNLV*	01-10-17	20	2-4	0-0	2-3	2-1-3	1	0	1	1	0	6	
at Colorado State*	01-14-17	21	3-6	0-0	1-1	3-2-5	3	1	1	2	0	7	
at Boise State*	01-17-17												
Wyoming*	01-21-17												
Utah State*	01-24-17												
at Nevada*	01-28-17												
at UNLV*	02-01-17												
San Jose State*	02-04-17												
at Air Force*	02-08-17												
Boise State*	02-14-17												
at Fresno State*	02-18-17												
Colorado State*	02-21-17												
at Wyoming*	02-25-17												
San Diego State*	03-04-17												

SEASON HIGHS

Points: 9 vs. Illinois State (12-3-16)
FG: 3 (3x) Last time vs. CSU (1-14-17)
FGA: 4 (3x) Last time vs. UNLV (1-10-17)
3FG: N/A
3FGA: N/A
FT: 5 vs. UAPB (12-17-16)
FTA: 6 vs. UAPB (12-17-16)
Rebounds: 11 vs. Illinois State (12-3-16)
Assists: 4 vs. Abilene Christian (11-30-16)
Blocks: 4 vs. UAPB (12-17-16)
Steals: 1 (4x) Last time vs. Arizona (12-20-16)
Minutes Played: 28 vs. Illinois State (12-3-16)

CAREER HIGHS

Points: 9 vs. Illinois State (12-3-16)
FG: 3 (3x) Last time vs. CSU (1-14-17)
FGA: 6 (2x) Last Time at San Jose State (1-23-16)
3FG: 1 vs. New Mexico State (12-3-14)
3FGA: 2 at Valparaiso (12-6-14)
FT: 5 vs. UAPB (12-17-16)
FTA: 6 vs. UAPB (12-17-16)
Rebounds: 11 vs. Illinois State (12-3-16)
Assists: 4 vs. Abilene Christian (11-30-16)
Blocks: 4 (2x) Last time vs. UAPB (12-17-16)
Steals: 2 (3x) Last Time at San Jose State (1-23-16)
Minutes Played: 28 vs. Illinois State (12-3-16)

MISCELLANEOUS STATISTICS

	SEASON	CAREER
Led Team in Rebounding	2	3
Led Team in Assists	1	2
Led Team in Blocks	7	15
Led Team in Steals	1	5

CAREER STATISTICS

Season	gp-gs	min/avg	Total fg-fga pct	3-Point fg-fga pct	F-Throws ft-fa pct	Rebounds off def tot avg	pf fo ast to blk stl	Scoring pts avg
2014-15	29-0	360/12.4	24-67 .358	1-10 .100	20-35 .571	20 37 57 2.0	53 1 22 16 15 4	69 2.4
2015-16	29-0	334/11.5	14-43 .326	0-1 .000	18-29 .621	15 41 56 1.9	55 0 13 16 19 15	46 1.6
2016-17	14-4	207/14.8	18-33 .545	0-0 .000	19-26 .731	19 27 46 3.3	37 1 8 10 14 4	55 3.9
TOTAL	72-4	901/12.5	56-143 .392	1-11 .091	57-90 .633	54 105 159 2.2	145 2 43 42 48 23	170 2.4

The 2016-17 Lobos



24 Damien Jefferson
6'5" -190 lbs. - Freshman - Guard/Forward
East Chicago, Ill. (East Chicago Central HS)

NOTEWORTHY :

- Picked up a season-high 12 points against Illinois State on 12-3-16
- Led high school team to sectional championship as a senior
- Finished with 31 points and 10 rebounds in sectional championship
- Rated top 150 player in his class nationally by Rivals.com
- Father Everette "Highway" Jefferson played at UNM from 1979-80

GAME-BY-GAME STATISTICS

Opponent	Date	GS	Min	FG-A	3FG-A	FT-A	O-D-TR	PF	A	TO	B	S	PTS
Idaho State	11-11-16	8	1-5	0-3	0-1	0-0-0	0	1	0	0	0	0	2
Houston Baptist	11-14-16	11	2-5	0-1	1-2	0-2-2	1	3	0	1	0	5	
New Mexico State	11-18-16	13	3-6	0-1	1-5	1-1-2	4	0	1	0	4	7	
vs. Virginia Tech	11-24-16	10	1-2	0-1	2-2	0-0-0	2	1	1	0	0	4	
vs. CSUN	11-25-16	12	1-5	0-1	0-0	1-4-5	1	3	3	0	0	2	
vs. Dayton	11-27-16	12	4-5	1-1	0-1	0-6-6	2	0	2	0	0	9	
Abilene Christian	11-30-16	18	1-5	0-2	1-2	0-2-2	1	2	1	0	0	3	
at Illinois State	12-03-16	17	4-6	0-1	4-4	1-3-4	2	0	4	0	0	12	
UTEP	12-07-16	8	0-2	0-0	0-0	0-0-0	1	0	2	0	0	0	
at New Mexico S.	12-10-16	15	3-5	0-1	3-4	0-1-1	1	0	0	0	0	9	
Arkansas-Pine Bluff	12-17-16				DNP								
at Arizona	12-20-16	9	1-4	0-1	0-0	0-0-0	2	1	1	0	1	2	
Fresno State*	12-28-16				DNP								
at San Diego State*	01-01-17	7	1-4	0-1	2-4	2-1-3	0	0	1	0	0	4	
at Utah State*	01-04-17	25	2-5	0-1	1-1	0-1-1	2	3	1	1	0	5	
Nevada*	01-07-17	23	5-8	1-1	0-2	0-3-3	3	2	1	0	0	11	
UNLV*	01-10-17	4	1-3	0-1	0-0	0-1-1	0	0	0	0	1	2	
at Colorado State*	01-14-17	13	3-4	1-1	3-4	0-1-1	2	0	0	0	0	10	
at Boise State*	01-17-17												
Wyoming*	01-21-17												
Utah State*	01-24-17												
at Nevada*	01-28-17												
at UNLV*	02-01-17												
San Jose State*	02-04-17												
at Air Force*	02-08-17												
Boise State*	02-14-17												
at Fresno State*	02-18-17												
Colorado State*	02-21-17												
at Wyoming*	02-25-17												
San Diego State*	03-04-17												

SEASON HIGHS

Points: 12 vs. Illinois State (12-3-16)
FG: 5 vs. Nevada (1-7-17)
FGA: 8 vs. Nevada (1-7-17)
3FG: 1 (3x) Last time vs. CSU (1-14-17)
3FGA: 3 vs. Idaho State (11-11-16)
FT: 4 vs. Illinois State (12-3-16)
FTA: 5 vs. NMSU (11-18-16)
Rebounds: 6 vs. Dayton (11-27-16)
Assists: 3 (3x) Last time vs. Utah State (1-4-17)
Blocks: 1 (2x) Last time vs. Utah State (1-4-17)
Steals: 4 vs. NMSU (11-18-16)
Minutes Played: 25 vs. Utah State (1-4-17)

CAREER HIGHS

Points: 12 vs. Illinois State (12-3-16)
FG: 5 vs. Nevada (1-7-17)
FGA: 8 vs. Nevada (1-7-17)
3FG: 1 (3x) Last time vs. CSU (1-14-17)
3FGA: 3 vs. Idaho State (11-11-16)
FT: 4 vs. Illinois State (12-3-16)
FTA: 5 vs. NMSU (11-18-16)
Rebounds: 6 vs. Dayton (11-27-16)
Assists: 3 (3x) Last time vs. Utah State (1-4-17)
Blocks: 1 (2x) Last time vs. Utah State (1-4-17)
Steals: 4 vs. NMSU (11-18-16)
Minutes Played: 25 vs. Utah State (1-4-17)

MISCELLANEOUS STATISTICS

	SEASON	CAREER
Lead Team in Blocks	2	2
Lead Team in Steals	2	2
Lead Team in Rebounds	1	1
Double-Digit Scoring	2	2

CAREER STATISTICS

Season	gp-gs	min/avg	Total fg-fga pct	3-Point fg-fga pct	F-Throws ft-fga pct	Rebounds off def tot avg	pf fo ast to blk stl	Scoring pts avg
2016-17	16-0	205/12.8	33-74 .446	3-18 .167	18-32 .563	5 26 31 1.9	24 0 16 18 2 6	87 5.4
TOTAL	16-0	205/12.8	33-74 .446	3-18 .167	18-32 .563	5 26 31 1.9	24 0 16 18 2 6	87 5.4

The 2016-17 Lobos



Adam Cumber
6'2" - 185 lbs. - RS-Sophomore - Guard
Albuquerque, N.M. (Sandia HS)

NOTEWORTHY :

- Took first shot attempt last season against Air Force
- Had decorated prep career at Sandia High School
- 5A Second Team All-State selection for the Matadors as a senior
- Led the state of New Mexico in assists as a senior
- One of two walk-ons from state of New Mexico

GAME-BY-GAME STATISTICS

Opponent	Date	GS	Min	FG-A	3FG-A	FT-A	O-D-TR	PF	A	TO	B	S	PTS
Idaho State	11-11-16					DNP							
Houston Baptist	11-14-16					DNP							
New Mexico State	11-18-16					DNP							
vs. Virginia Tech	11-24-16					DNP							
vs. CSUN	11-25-16					DNP							
vs. CSUN	11-27-16					DNP							
Abilene Christian	11-30-16					DNP							
at Illinois State	12-03-16					DNP							
UTEP	12-07-16					DNP							
at New Mexico S.	12-10-16					DNP							
Arkansas-Pine Bluff	12-17-16	2		0-0	0-0	0-0	0-0-0	0	0	0	0	0	0
at Arizona	12-20-16					DNP							
Fresno State*	12-28-16					DNP							
at San Diego State*	01-01-17					DNP							
at Utah State*	01-04-17					DNP							
Nevada*	01-07-17					DNP							
UNLV*	01-10-17					DNP							
at Colorado State*	01-14-17					DNP							
at Boise State*	01-17-17												
Wyoming*	01-21-17												
Utah State*	01-24-17												
at Nevada*	01-28-17												
at UNLV*	02-01-17												
San Jose State*	02-04-17												
at Air Force*	02-08-17												
Boise State*	02-14-17												
at Fresno State*	02-18-17												
Colorado State*	02-21-17												
at Wyoming*	02-25-17												
San Diego State*	03-04-17												

SEASON HIGHS

Points: N/A
FG: N/A
FGA: N/A
3FG: N/A
3FGA: N/A
FT: N/A
FTA: N/A
Rebounds: N/A
Assists: N/A
Blocks: N/A
Steals: N/A
Minutes Played: 2 vs. UAPB (12-17-16)

CAREER HIGHS

Points:
FG:
FGA: 1 vs. Air Force (1-27-16)
3FG:
3FGA: 1 vs. Air Force (1-27-16)
FT:
FTA:
Rebounds:
Assists:
Blocks:
Steals:
Minutes Played: 2 vs. UAPB (12-17-16)

MISCELLANEOUS STATISTICS

CAREER STATISTICS

Season	gp-gs	min/avg	Total		3-Point		F-Throws		Rebounds				Scoring					
			fg-fga	pct	fg-fga	pct	ft-fga	pct	off	def	tot	avg	pts	avg	pts	avg	pts	avg
2015-16	2-0	2/1.0	0-1	.000	0-1	.000	0-0	.000	0	0	0	0.0	0	0.0	0	0.0	0	0.0
2016-17	1-0	2/2.0	0-0	.000	0-0	.000	0-0	.000	0	0	0	0.0	0	0.0	0	0.0	0	0.0
TOTAL	3-0	4/1.3	0-1	.000	0-1	.000	0-0	.000	0	0	0	0.0	0	0.0	0	0.0	0	0.0

The 2016-17 Lobos



Anthony Mathis
6'3" - 170 lbs. - Sophomore - Guard
West Linn, Ore. (West Linn HS)

NOTEWORTHY :

- Scored 16 points in 15 minutes, both career bests, against Air Force last season
- Part of back-to-back-to-back 6A Oregon state championships
- 6A Second Team All-State as a senior
- First Team All-State selection as a junior

GAME-BY-GAME STATISTICS

Opponent	Date	GS	Min	FG-A	3FG-A	FT-A	O-D-TR	PF	A	TO	B	S	PTS
Idaho State	11-11-16	4	1-2	1-2	3-3	0-0-0	1	0	0	0	0	0	6
Houston Baptist	11-14-16	1	0-0	0-0	0-0	0-0-0	0	0	1	0	0	0	0
New Mexico State	11-18-16					DNP							
vs. Virginia Tech	11-24-16					DNP							
vs. CSUN	11-25-16					DNP							
vs. Dayton	11-27-16					DNP							
Abilene Christian	11-30-16	3	0-1	0-1	0-0	0-0-0	0	0	0	0	0	0	0
at Illinois State	12-03-16					DNP							
UTEP	12-07-16	4	0-0	0-0	0-0	0-1-1	0	0	0	0	0	0	0
at New Mexico S.	12-10-16					DNP							
Arkansas-Pine Bluff	12-17-16	4	0-2	0-2	0-0	0-2-2	0	0	1	0	0	0	0
at Arizona	12-20-16					DNP							
Fresno State*	12-28-16					DNP							
at San Diego State*	01-01-17					DNP							
at Utah State*	01-04-17	7	0-1	0-1	0-0	0-1-1	0	1	0	0	0	0	0
Nevada*	01-07-17	7	2-5	1-3	0-0	0-1-1	0	4	0	0	0	0	5
UNLV*	01-10-17	11	1-4	0-2	0-0	0-2-2	3	3	0	0	2	2	2
at Colorado State*	01-14-17					DNP							
at Boise State*	01-17-17												
Wyoming*	01-21-17												
Utah State*	01-24-17												
at Nevada*	01-28-17												
at UNLV*	02-01-17												
San Jose State*	02-04-17												
at Air Force*	02-08-17												
Boise State*	02-14-17												
at Fresno State*	02-18-17												
Colorado State*	02-21-17												
at Wyoming*	02-25-17												
San Diego State*	03-04-17												

SEASON HIGHS

Points: 6 vs. Idaho State (11-11-16)
FG: 2 vs. Nevada (1-7-17)
FGA: 5 vs. Nevada (1-7-17)
3FG: 1 (2x) Last time vs. Nevada (1-7-17)
3FGA: 3 vs. Nevada (1-7-17)
FT: 1 vs. Idaho State (11-11-16)
FTA: 1 vs. Idaho State (11-11-16)
Rebounds: 2 (2x) Last time vs. UNLV (1-10-17)
Assists: 4 vs. Nevada (1-7-17)
Blocks: N/A
Steals: 2 vs. UNLV (1-10-17)
Minutes Played: 11 vs. UNLV (1-10-17)

CAREER HIGHS

Points: 16 vs. Air Force (1-27-16)
FG: 4 vs. Air Force (1-27-16)
FGA: 7 vs. Nicholls State (11-25-15)
3FG: 3 vs. Air Force (1-27-16)
3FGA: 4 vs. Air Force (1-27-16)
FT: 5 vs. Air Force (1-27-16)
FTA: 5 vs. Air Force (1-27-16)
Rebounds: 2, (3x) Last time vs. UNLV (1-10-17)
Assists: 4 vs. Nevada (1-7-17)
Blocks:
Steals: 2 vs. UNLV (1-10-17)
Minutes Played: 15 vs. Air Force (1-27-16)

MISCELLANEOUS STATISTICS

	SEASON	CAREER
Double Digit Scoring		1
Led Team in Steals	1	3
Led Team in Assists	1	1

CAREER STATISTICS

Season	gp-gs	min/avg	Total fg-fga pct	3-Point fg-fga pct	F-Throws ft-fga pct	Rebounds off def tot avg	pf fo ast to blk stl	Scoring pts avg
2015-16	25-0	164/6.6	17-44 .386	12-34 .353	11-12 .917	2 11 13 0.5	25 0 9 12 0 7	57 2.3
2016-17	8-0	41/5.1	4-15 .267	2-11 .182	3-3 1.000	0 7 7 0.9	4 0 8 2 0 2	13 1.6
TOTAL	33-0	205/6.2	21-59 .356	14-45 .311	14-15 .933	2 18 20 0.6	29 0 17 14 0 9	70 2.1

The 2016-17 Lobos

32



Tim Williams

6'8" - 240 lbs. - RS-Senior - Forward
Flossmoor, Ill. (Samford)

NOTEWORTHY:

- Wooden Legacy Classic All-Tournament Team Honoree
- Had three double-doubles in first six games
- Scored career-high 31 points in 95-79 win over Houston Baptist (11-14-16)
- Named to Preseason All-Mountain West Team
- 1,850 career points scored between UNM and Samford
- All-Southern Conference First Team in 2013-14 at Samford

GAME-BY-GAME STATISTICS

SEASON HIGHS

Opponent	Date	GS	Min	FG-A	3FG-A	FT-A	O-D-TR	PF	A	TO	B	S	PTS
Idaho State	11-11-16	*	31	7-11	0-0	4-7	5-6-11	2	0	1	0	1	18
Houston Baptist	11-14-16	*	33	10-11	0-0	11-12	2-9-11	1	1	3	0	0	31
New Mexico State	11-18-16	*	35	5-11	0-0	10-13	1-3-4	1	0	2	0	0	20
vs. Virginia Tech	11-24-16	*	37	8-13	0-1	3-4	6-5-11	1	1	1	2	0	19
vs. CSUN	11-25-16	*	36	7-12	0-0	7-7	2-4-6	2	2	2	2	1	21
vs. Dayton	11-27-16	*	38	7-13	0-0	2-3	0-5-5	1	2	3	1	1	16
Abilene Christian	11-30-16	*	16	3-4	0-0	2-3	0-0-0	2	1	2	0	1	8
at Illinois State	12-03-16					DNP							
UTEP	12-07-16					DNP							
at New Mexico S.	12-10-16	*	33	6-9	0-0	3-5	4-4-8	3	0	3	0	1	15
Arkansas-Pine Bluff	12-17-16	*	20	7-10	0-0	5-5	0-4-4	4	1	1	0	0	19
at Arizona	12-20-16	*	36	7-16	0-0	0-2	3-5-8	2	2	1	0	0	14
Fresno State*	12-28-16	*	33	7-15	0-1	4-6	2-5-7	0	4	0	0	2	18
at San Diego State*	01-01-17	*	37	3-9	0-0	6-7	2-7-9	3	4	4	1	0	12
at Utah State*	01-04-17	*	35	13-18	0-1	4-5	2-5-7	3	1	3	0	0	30
Nevada*	01-07-17	*	41	10-16	0-0	6-10	2-6-8	3	2	1	5	0	26
UNLV*	01-10-17	*	39	5-8	0-0	1-2	0-7-7	2	1	2	0	0	11
at Colorado State*	01-14-17	*	34	7-13	0-0	1-3	2-7-9	3	1	4	1	1	15
at Boise State*	01-17-17												
Wyoming*	01-21-17												
Utah State*	01-24-17												
at Nevada*	01-28-17												
at UNLV*	02-01-17												
San Jose State*	02-04-17												
at Air Force*	02-08-17												
Boise State*	02-14-17												
at Fresno State*	02-18-17												
Colorado State*	02-21-17												
at Wyoming*	02-25-17												
San Diego State*	03-04-17												

Points: 31 vs. Houston Baptist (11-14-16)

FG: 13 vs. Utah State (1-4-17)

FGA: 18 vs. Utah State (1-4-17)

3FG: N/A

3FGA: 1 (3x) Last time vs. Utah State (1-4-17)

FT: 11 vs. Houston Baptist (11-14-16)

FTA: 13 vs. NMSU (11-18-16)

Rebounds: 11 (3x) Last time vs. Virginia Tech (11-24-16)

Assists: 4 (2x) Last time vs. SDSU (1-1-17)

Blocks: 5 vs. Nevada (1-7-17)

Steals: 2 vs. Fresno State (12-28-16)

Minutes Played: 41 vs. Nevada (1-7-17)

CAREER HIGHS

Points: 31 vs. Houston Baptist (11-14-16)

FG: 13 vs. Utah State (1-4-17)

FGA: 21 at USC (11-21-15)

3FG:

3FGA: 1 (3x) Last time vs. Utah State (1-4-17)

FT: 11 vs. Houston Baptist (11-14-16)

FTA: 13 (2x) Last time vs. NMSU (11-18-16)

Rebounds: 15 at USC (11-21-15)

Assists: 4 (3x) Last time vs. SDSU (1-1-17)

Blocks: 5 vs. Nevada (1-7-17)

Steals: 2 (4x) Last time vs. Fresno State (12-28-16)

Minutes Played: 43 at San Diego State (2-6-16)

MISCELLANEOUS STATISTICS

	SEASON	CAREER
30+ Points	2	2
20+ Points	3	13
Double-Digit Scoring	15	44
10+ Rebounds	3	9
Double-Doubles	3	9
Led Team in Blocks	4	20
Led Team in Scoring	8	16
Led Team in Rebounds	11	29
Led Team in Assists	2	3
Led Team in Steals	2	2

SAMFORD/UNM CAREER STATISTICS

Season	gp-gs	min/avg	Total fg-fga	pct	3-Point fg-fga	pct	F-Throws ft-fga	pct	Rebounds off	def	tot	avg	pf	fo	ast	to	blk	stl	Scoring pts	avg
2012-13	32-30	1120/35.0	178-327	.544	0-0	.000	98-144	.681	58	170	228	7.1	67	1	25	48	35	47	454	14.2
2013-14	32-32	1057/33.0	217-360	.603	1-2	.500	129-172	.750	64	171	235	7.3	75	0	24	59	45	43	564	17.6
TOTAL	64-62	2177/34.0	395-687	.575	1-2	.500	227-316	.718	122	341	463	7.2	142	1	49	107	80	90	1018	15.9

Season	gp-gs	min/avg	Total fg-fga	pct	3-Point fg-fga	pct	F-Throws ft-fga	pct	Rebounds off	def	tot	avg	pf	fo	ast	to	blk	stl	Scoring pts	avg
2015-16	32-32	1078/33.7	215-356	.604	0-0	.000	109-163	.669	65	172	237	7.4	67	1	33	48	39	19	539	16.8
2016-17	16-16	534/33.4	112-189	.593	0-3	.000	69-94	.734	33	82	115	7.2	33	0	23	33	12	8	293	18.3
TOTAL	48-48	1612/33.6	327-545	.600	0-3	.000	178-257	.693	98	254	352	7.3	100	1	56	81	51	27	832	17.3

The 2016-17 Lobos



Connor MacDougall
6'9" - 235 lbs. - RS-Sophomore - Forward
Tempe, Ariz. (South Mountain CC)

NOTEWORTHY :

- NJCAA All-American at South Mountain CC
- Helped South Mountain finish eighth among 16 teams at NJCAA National Tournament
- Played six games for Arizona State in 2014-15
- Ranked by Fox Sports Next as the 12th best center in 2014 recruiting class

GAME-BY-GAME STATISTICS

Opponent	Date	GS	Min	FG-A	3FG-A	FT-A	O-D-TR	PF	A	TO	B	S	PTS
Idaho State	11-11-16	15	2-4	0-0	1-3	5-1-6	3	0	4	1	0	5	
Houston Baptist	11-14-16	17	2-3	0-0	0-0	0-1-1	4	0	1	0	0	4	
New Mexico State	11-18-16	7	1-2	0-0	1-2	2-0-2	5	0	1	0	0	3	
vs. Virginia Tech	11-24-16	15	2-5	0-0	1-2	0-2-2	3	0	1	0	0	5	
vs. CSUN	11-25-16	10	2-3	0-0	1-1	0-0-0	4	0	0	0	0	5	
vs. Dayton	11-27-16	9	0-2	0-0	0-0	1-0-1	0	0	0	0	0	0	
Abilene Christian	11-30-16	14	3-5	0-0	2-2	0-1-1	2	1	1	0	0	8	
at Illinois State	12-03-16	15	2-3	0-0	0-0	2-0-2	0	0	0	0	0	4	
UTEP	12-07-16	16	2-3	0-0	5-7	1-3-4	3	0	0	1	0	9	
at New Mexico S.	12-10-16	12	1-4	0-0	0-0	0-0-0	2	0	1	1	0	2	
Arkansas-Pine Bluff	12-17-16	14	0-1	0-0	10-10	4-2-6	1	0	3	0	0	10	
at Arizona	12-20-16	12	0-3	0-0	0-0	0-3-3	5	0	1	0	0	0	
Fresno State*	12-28-16	10	1-1	0-0	1-2	0-1-1	1	0	0	0	0	3	
at San Diego State*	01-01-17	8	1-4	0-0	0-0	1-2-3	1	0	2	0	0	2	
at Utah State*	01-04-17	4	0-0	0-0	2-2	0-2-2	0	0	0	0	0	2	
Nevada*	01-07-17	2	0-0	0-0	0-0	0-0-0	0	0	0	0	0	0	
UNLV*	01-10-17				DNP								
at Colorado State*	01-14-17				DNP								
at Boise State*	01-17-17												
Wyoming*	01-21-17												
Utah State*	01-24-17												
at Nevada*	01-28-17												
at UNLV*	02-01-17												
San Jose State*	02-04-17												
at Air Force*	02-08-17												
Boise State*	02-14-17												
at Fresno State*	02-18-17												
Colorado State*	02-21-17												
at Wyoming*	02-25-17												
San Diego State*	03-04-17												

SEASON HIGHS

Points: 10 vs. UAPB (12-17-16)
FG: 3 vs. Abilene Christian (11-30-16)
FGA: 5 vs. Abilene Christian (11-30-16)
3FG: N/A
3FGA: N/A
FT: 10 vs. UAPB (12-17-16)
FTA: 10 vs. UAPB (12-17-16)
Rebounds: 6 (2x) Last Time vs. UAPB (12-17-16)
Assists: 1 vs. Abilene Christian (11-30-16)
Blocks: 1 (3x) Last time vs. NMSU (12-10-16)
Steals: N/A
Minutes Played: 17 vs. Houston Baptist (11-14-16)

CAREER HIGHS

Points: 10 vs. UAPB (12-17-16)
FG: 3 vs. Abilene Christian (11-30-16)
FGA: 5 vs. Abilene Christian (11-30-16)
3FG: N/A
3FGA: N/A
FT: 10 vs. UAPB (12-17-16)
FTA: 10 vs. UAPB (12-17-16)
Rebounds: 6 (2x) Last Time vs. UAPB (12-17-16)
Assists: 1 vs. Abilene Christian (11-30-16)
Blocks: 1 (3x) Last time vs. NMSU (12-10-16)
Steals: N/A
Minutes Played: 17 vs. Houston Baptist (11-14-16)

MISCELLANEOUS STATISTICS

	SEASON	CAREER
Lead Team in Blocks	2	2
Double-Digit Scoring	1	1
Lead Team in Rebounds	1	1

CAREER STATISTICS

			Total		3-Point		F-Throws		Rebounds											Scoring	
Season	gp-gs	min/avg	fg-fga	pct	fg-fga	pct	ft-fta	pct	off	def	tot	avg	pf	fo	ast	to	blk	stl	pts	avg	
2016-17	16-0	180/11.3	19-43	.442	0-0	.000	24-31	.774	16	18	34	2.1	34	2	1	15	3	0	62	3.9	
TOTAL	16-0	180/11.3	19-43	.442	0-0	.000	24-31	.774	16	18	34	2.1	34	2	1	15	3	0	62	3.9	

2016-17 Box Scores

Official Basketball Box Score -- Game Totals -- Final Statistics Idaho State vs New Mexico 11/11/16 8 p.m. MST at WisePies Arena - The Pit

Idaho State 70 • 0-1

#	Player	Total		3-Ptr		Rebounds			PF	TP	A	TO	Blk	Stl	Min
		FG-FGA	FG-FGA	FT-FTA	FT-FTA	Off	Def	Tot							
05	JONES, Robert	f	5-6	3-4	0-0	1	2	3	4	13	2	0	0	2	21
13	TOPALOVIC, Novak	c	5-9	0-0	2-2	2	7	9	4	12	1	2	0	0	30
01	LUZCANO, Geno	g	4-7	0-1	0-0	1	1	2	4	8	1	5	0	2	28
03	TELFAIR, Edhan	g	9-23	3-7	4-7	3	9	12	4	25	10	6	0	6	40
25	CHIVICHYAN, Gary	g	0-1	0-1	0-0	0	0	0	2	0	1	0	0	0	9
11	NAKKEN, Erik	g	0-1	0-1	0-0	0	0	0	3	0	1	0	0	0	11
22	WILKINSON, Clark	g	0-0	0-0	1-2	2	0	2	1	1	0	1	0	0	3
24	LENNOX, Stephen	g	1-3	0-2	0-0	0	0	0	3	2	1	2	0	0	27
32	MOCAN, Balint	g	3-7	3-6	0-0	1	0	1	4	9	0	2	0	0	31
Team						0	0	0							
Totals			27-57	9-22	7-11	10	19	29	29	70	17	20	0	10	200

FG % 1st Half: 13-26 50.0% 2nd half: 14-31 45.2% Game: 27-57 47.4% Deadball Rebounds 1,2
3FG % 1st Half: 6-12 50.0% 2nd half: 3-10 30.0% Game: 9-22 40.9%
FT % 1st Half: 6-8 75.0% 2nd half: 1-3 33.3% Game: 7-11 63.6%

New Mexico 81 • 1-0

#	Player	Total		3-Ptr		Rebounds			PF	TP	A	TO	Blk	Stl	Min
		FG-FGA	FG-FGA	FT-FTA	FT-FTA	Off	Def	Tot							
20	LOGWOOD, Sam	f	7-10	1-2	5-5	1	2	3	2	20	4	3	0	1	32
32	WILLIAMS, Tim	f	7-11	0-0	4-7	5	6	11	2	18	0	1	0	1	31
11	AGET, Obij	c	2-3	0-0	0-0	0	3	3	1	4	0	0	3	0	20
03	HUNTER, Jordan	g	1-6	0-3	4-6	1	5	6	3	6	8	2	0	2	34
04	BROWN, Elijah	g	5-13	1-6	3-4	1	3	4	3	14	4	6	0	1	30
01	UGUAK, Aher	g	0-1	0-0	0-0	1	0	1	0	0	1	0	0	0	7
05	HARRIS, Jalen	g	0-0	0-0	0-0	0	0	0	4	0	2	0	0	1	5
21	ADAMS, Xavier	g	2-4	0-0	2-4	2	1	3	1	6	0	1	0	0	14
24	JEFFERSON, Damien	g	1-5	0-3	0-1	0	0	0	0	2	1	0	0	0	8
31	MATHIS, Anthony	g	1-2	1-2	3-3	0	0	0	1	6	0	0	0	0	4
55	MACDOUGALL, Connor	g	2-4	0-0	1-3	5	1	6	3	5	0	4	1	0	15
Team						2	0	2							
Totals			28-59	3-16	22-33	18	21	39	20	81	19	18	4	6	200

FG % 1st Half: 10-30 33.3% 2nd half: 18-29 62.1% Game: 28-59 47.5% Deadball Rebounds 3,2
3FG % 1st Half: 2-11 18.2% 2nd half: 1-5 20.0% Game: 3-16 18.8%
FT % 1st Half: 10-16 62.5% 2nd half: 12-17 70.6% Game: 22-33 66.7%

Officials: Larry Spaulding, Brent Meaux, Ryan McDaniel
Technical fouls: Idaho State-TOPALOVIC, Novak; WILKINSON, Clark. New Mexico-ADAMS, Xavier; AGET, Obij.
Attendance: 11293

Score by periods	1st	2nd	Total
Idaho State	38	32	70
New Mexico	32	49	81

Last FG - ISU 2nd-01:45, NM 2nd-01:04.
Largest lead - ISU by 10 1st-12:10, NM by 12 2nd-06:34.
ISU led for 21:32. NM led for 17:11. Game was tied for 01:17.

Score tied - 2 times.
Lead changed - 8 times.

Official Basketball Box Score -- Game Totals -- Final Statistics Houston Baptist vs New Mexico 11/14/16 7 p.m. MST at WisePies Arena - The Pit

Houston Baptist 79 • 0-2

#	Player	Total		3-Ptr		Rebounds			PF	TP	A	TO	Blk	Stl	Min
		FG-FGA	FG-FGA	FT-FTA	FT-FTA	Off	Def	Tot							
05	Lasher, Colter	f	7-17	5-12	0-0	1	2	3	2	19	4	2	0	1	33
11	Russell, Alif	f	4-9	1-3	2-4	2	3	5	3	11	3	1	0	2	27
44	Ibarra, Josh	c	1-6	0-0	4-6	1	1	2	5	6	0	0	0	1	22
13	Chukwuekwu, Reveal	g	3-8	1-4	0-0	0	4	4	3	7	0	0	0	0	26
30	Bonds, Braxton	g	4-4	0-0	3-6	2	3	5	5	11	3	1	0	2	25
02	Weber, Jalen	g	4-7	3-4	2-2	0	1	1	2	13	2	1	0	0	21
03	Cantwell, Asa	g	0-1	0-1	0-0	0	0	0	2	0	0	2	0	0	10
04	Stetler, Cody	g	0-1	0-0	0-0	1	1	2	5	0	0	2	0	1	10
22	Gates, Jalon	g	3-4	3-4	1-1	0	0	0	0	10	1	0	0	0	10
23	Fountain, Alex	g	1-6	0-2	0-0	2	0	2	4	2	2	3	0	0	16
Team						1	0	1							
Totals			27-63	13-30	12-19	10	15	25	31	79	15	12	0	7	200

FG % 1st Half: 13-34 38.2% 2nd half: 14-29 48.3% Game: 27-63 42.9% Deadball Rebounds 4
3FG % 1st Half: 3-15 20.0% 2nd half: 10-15 66.7% Game: 13-30 43.3%
FT % 1st Half: 2-2 100.0 2nd half: 10-17 58.8% Game: 12-19 63.2%

New Mexico 95 • 2-0

#	Player	Total		3-Ptr		Rebounds			PF	TP	A	TO	Blk	Stl	Min
		FG-FGA	FG-FGA	FT-FTA	FT-FTA	Off	Def	Tot							
20	LOGWOOD, Sam	f	3-5	1-2	2-2	0	6	6	1	9	2	0	0	1	26
32	WILLIAMS, Tim	f	10-11	0-0	11-12	2	9	11	1	31	1	3	0	0	33
11	AGET, Obij	c	0-1	0-0	2-2	0	1	1	1	2	1	0	0	0	17
03	HUNTER, Jordan	g	2-3	1-2	4-4	1	4	5	2	9	2	1	0	1	17
04	BROWN, Elijah	g	1-8	0-5	4-4	0	1	1	2	6	5	4	0	2	28
01	UGUAK, Aher	g	2-3	1-1	0-0	0	1	1	2	5	1	0	0	2	14
05	HARRIS, Jalen	g	4-4	1-1	4-6	0	1	1	1	13	4	3	0	1	23
21	ADAMS, Xavier	g	2-2	0-0	7-10	0	1	1	2	11	0	0	0	1	13
24	JEFFERSON, Damien	g	2-5	0-1	1-2	0	2	2	1	5	3	0	0	1	11
31	MATHIS, Anthony	g	0-0	0-0	0-0	0	0	0	0	0	0	0	0	0	1
55	MACDOUGALL, Connor	g	2-3	0-0	0-0	0	1	1	4	4	0	1	0	0	17
Team						1	1	2							
Totals			28-45	4-12	35-42	4	29	33	16	95	19	13	1	8	200

FG % 1st Half: 18-25 72.0% 2nd half: 10-20 50.0% Game: 28-45 62.2% Deadball Rebounds 5
3FG % 1st Half: 2-6 33.3% 2nd half: 2-6 33.3% Game: 4-12 33.3%
FT % 1st Half: 12-12 100.0 2nd half: 23-30 76.7% Game: 35-42 83.3%

Officials: Bob Staffen, Doran Gotschall, Eric Anderson
Technical fouls: Houston Baptist-None. New Mexico-None.
Attendance: 10456

Score by periods	1st	2nd	Total
Houston Baptist	31	48	79
New Mexico	50	45	95

Last FG - HBU 2nd-01:09, NM 2nd-00:50.
Largest lead - HBU None, NM by 20 1st-01:58.
HBU led for 00:00. NM led for 39:20. Game was tied for 00:40.

Score tied - 1 time.
Lead changed - 0 times.

Official Basketball Box Score -- Game Totals -- Final Statistics New Mexico State vs New Mexico 11/18/16 7 p.m. MST at WisePies Arena - The Pit

New Mexico State 59 • 2-2

#	Player	Total		3-Ptr		Rebounds			PF	TP	A	TO	Blk	Stl	Min
		FG-FGA	FG-FGA	FT-FTA	FT-FTA	Off	Def	Tot							
11	Wilkins, Johnathon	f	0-0	0-0	0-0	0	0	0	5	0	0	1	0	0	10
22	Chuha, Eli	f	0-3	0-0	2-3	3	2	5	2	2	1	1	0	1	26
35	Pennie, Jalyn	f	2-4	2-3	0-0	3	2	5	2	6	1	1	1	1	18
04	Baker, Ian	g	8-17	4-8	5-8	0	1	1	2	25	1	3	0	3	33
13	N'Dir, Sidy	g	5-13	0-4	4-5	0	3	3	5	14	3	5	0	0	34
02	Haley, Jermaine	g	0-2	0-2	0-0	2	1	3	2	0	0	1	0	0	13
01	Huggins, Braxton	g	1-2	1-2	0-0	0	0	0	0	3	1	1	1	0	13
03	Ellis, Chancellor	g	0-1	0-1	0-0	0	0	0	0	1	0	1	0	0	3
10	Jones, Jemerrio	g	0-3	0-1	0-0	0	4	4	3	0	0	3	0	1	10
21	Bhullar, Tanveer	g	3-5	0-0	3-5	4	6	10	4	9	2	1	0	0	25
24	Taylor, Matt	g	0-3	0-3	0-0	1	1	2	3	0	0	0	2	1	15
Team						0	2	2							
Totals			19-53	7-24	14-21	13	22	35	29	59	10	20	4	7	200

FG % 1st Half: 11-25 44.0% 2nd half: 8-28 28.6% Game: 19-53 35.8% Deadball Rebounds 2
3FG % 1st Half: 4-11 36.4% 2nd half: 3-13 23.1% Game: 7-24 29.2%
FT % 1st Half: 4-7 57.1% 2nd half: 10-14 71.4% Game: 14-21 66.7%

New Mexico 72 • 3-0

#	Player		Total		3-Ptr		Rebounds			PF	TP	A	TO	Blk	Stl	Min
			FG-FGA	FG-FGA	FT-FTA	Off	Def	Tot								
20	LOGWOOD, Sam	f	5-7	0-0	2-4	0	4	4	0	12	4	2	0	0	0	29
32	WILLIAMS, Tim	f	5-11	0-0	10-13	1	3	4	1	20	0	2	0	0	0	35
11	AGET, Obij	c	1-3	0-0	0-0	1	1	2	5	2	1	0	3	1	0	24
03	HUNTER, Jordan	g	1-2	0-1	0-0	1	2	3	2	2	2	2	0	0	0	25
04	BROWN, Elijah	g	6-17	1-7	6-8	0	8	8	1	19	2	2	0	1	0	34
01	UGUAK, Aher	g	0-1	0-0	0-0	1	0	1	0	0	0	0	0	0	0	3
05	HARRIS, Jalen	g	0-2	0-0	0-0	0	3	3	2	0	1	2	0	2	0	15
21	ADAMS, Xavier	g	0-1	0-1	0-0	0	0	0	0	0	0	0	0	0	0	12
23	FURSTING, Joe	g	2-6	0-0	3-5	2	3	3	7	0	0	0	0	0	0	12
24	JEFFERSON, Damien	g	3-6	0-1	1-5	1	1	2	4	7	0	1	0	4	0	13
55	MACDOUGALL, Connor	g	1-2	0-0	1-2	2	0	2	5	3	0	1	0	0	0	7
	Team					6	2	8								
Totals			24-54	1-10	23-37	15	25	40	23	72	10	12	3	9	0	200

2016-17 Box Scores

Official Basketball Box Score -- Game Totals -- Final Statistics
CSUN vs New Mexico
11/25/16 12:00 PM at Titan Gym (Fullerton, Calif.)

CSUN 89 • 2-4

#	Player	Total			3-Ptr			Rebounds			PF	TP	A	TO	Blk	Stl	Min
		FG	FGA	FG%	FT	FTA	FT%	Off	Def	Total							
02	Lubin, Rakim	f	5-8	0-0	0-7	2	7	9	5	16	0	7	0	0	0	0	25
45	Johns, Dylan	c	0-0	0-0	1-1	2	0	2	2	0	1	2	0	0	0	0	17
00	Smith, Kendall	g	2-8	0-2	8-8	2	1	3	4	12	8	7	0	0	0	0	28
03	Johnson, Darin	g	8-11	5-5	1-1	1	5	6	2	22	0	0	0	0	1	33	
22	Parks, Aaron	g	7-11	2-4	4-6	4	2	6	2	20	5	0	0	0	2	33	
01	Warren, Micheal		1-4	0-2	0-0	0	0	0	3	2	0	3	0	1	1	18	
04	Dawson, Tavrius		4-9	0-3	5-6	2	2	4	4	13	1	1	0	1	1	28	
05	Kada-Camara, Mahama		0-0	0-0	0-0	0	0	0	1	0	0	0	0	1	0	5	
10	Johnson, Jason		0-0	0-0	0-0	0	0	0	0	0	0	0	0	0	0	0+0	
23	Wilbur, Jerron		1-3	0-1	0-0	0	0	0	2	2	0	1	0	0	0	0	
24	Theus Jr., Reggie		1-2	0-0	0-0	0	0	0	3	2	0	0	0	0	0	9	
	Team					0	1	1									
	Totals		29-56	7-17	24-29	13	18	31	26	89	15	21	1	5	200		

FG % 1st Half: 16-30 53.3%	2nd half: 13-26 50.0%	Game: 29-56 51.8%	Deadball Rebound 2
3FG % 1st Half: 4-8 50.0%	2nd half: 3-9 33.3%	Game: 7-17 41.2%	
FT % 1st Half: 9-11 81.8%	2nd half: 15-18 83.3%	Game: 24-29 82.8%	

New Mexico 105 • 4-1

#	Player		Total			3-Ptr			Rebounds			PF	TP	A	To	Bk	Stl	Min
			FG-FGA	FG-FGA	FG-FGA	FT-FTA	FT-FTA	Off	Def	Total								
32	WILLIAMS, Tim	f	7-12	0-0	7-7	2	4	6	2	21	2	2	2	1	36	19	1	1
11	AGET, Obj		6-6	0	4-5	1	1	2	4	16	1	0	0	1	19	1	1	1
03	HUNTER, Jordan		2-5	1-1	4-4	0	1	1	2	9	4	1	0	2	30	0	3	3
04	BROWN, Elijah	g	7-11	3-5	4-6	1	2	3	21	7	4	0	1	28	0	1	1	1
05	OWOOD, Sam	g	0-0	0-0	3-4	0	0	0	3	13	0	0	0	1	29	0	1	1
01	UGUAK, Aler		1-1	0	0-2	0	0	0	2	0	2	0	0	2	9	0	1	1
05	HARRIS, Jalen		2-2	0	0	1	1	0	4	0	1	0	1	11	0	1	1	1
14	KUPER, Dane		0-1	0	0	0	0	0	0	0	0	0	0	0	2	0	1	1
21	ADAMS, Xavier		1-2	0	4-4	0	3	3	1	6	0	0	0	0	6	0	2	2
23	FUSTINGER, Joe		3-3	0	0	1	0	1	2	6	0	0	0	0	8	0	1	1
24	OFFORD, Damien		0-1	0	0	4	5	2	2	3	0	3	0	0	10	0	1	1
55	MACDOUGALL, Connor		2-3	0	1-1	0	0	4	5	0	0	0	0	0	10	0	1	1
	Team					0	1	1										
Totals			37-57	4-7	27-33	6	17	23	22	105	18	11	3	9	200	0	10	10

FG % 1st Half: 20-29	69.0%	2nd half: 17-28	60.7%	Game: 37-57	64.9%	Deadba Rebound 2
3FG % 1st Half: 3-4	75.0%	2nd half: 1-3	33.3%	Game: 4-7	57.1%	
FT % 1st Half: 11-13	84.6%	2nd half: 16-20	80.0%	Game: 27-33	81.8%	

Officials: Tony Padilla, Donnie Eppley, Michael Irving
Technical fouls: CSUN-None. New Mexico-None.
Attendance:
Game 5 of the 2016 Wooden Legacy
105 points sets new Wooden single game points record

Score by periods	1st	2nd	Total
CSUN	45	44	89
New Mexico	54	51	105

Last FG - CSUN 2nd-03:44, NM 2nd-00:13.
Largest lead - CSUN by 2 1st-10:31, NM by 16 2nd-00:13.
CSUN led for 00:17. NM led for 36:50. Game was tied for 02:53.

	In Paint	Off T/O	2nd Chance	Fast Break	Bench
Points					
CSUN	28	13	22	0	19
NM	50	26	12	8	25

Score tied - 5 times.
Lead changed - 2 times

Official Basketball Box Score -- Game Totals -- Final Statistics
New Mexico vs Dayton
11/27/16 11:00 AM at Honda Center (Anaheim, Calif.)

New Mexico 57 • 4-2

New Mexico 57 • 4-2														
#	Player	Total		3-Ptr		Rebounds		PF	TP	A	To	Bk	Stl	Min
		FG-FGA	FG-FGA	FT-FTA	Off	Def	Off							
20	LOGWOOD, Sam	r	0-3	0-0	3-4	0	2	2	1	3	1	2	0	19
32	WILLIAMS, Tim	r	7-13	0-0	2-3	0	5	1	16	2	3	1	0	38
11	AGET, Obij	c	1-1	0-0	0-0	2	1	3	1	2	0	0	0	9
03	HUNTER, Jordan		2-7	2-4	0-0	0	3	5	2	6	3	0	0	37
04	BROWN, Elijah	g	3-8	5-5	0	0	0	1	16	3	3	0	0	22
01	UGAKU, Aher		0-0	0-0	0-0	0	0	0	1	0	0	0	0	7
05	HARRIS, Jalen		0-0	0-0	0-0	0	0	0	2	0	1	1	0	13
14	KUIPER, Dane		1-2	1-1	0-0	0	2	2	4	3	2	1	0	11
21	ADAMS, Xavier		0-1	0-0	0-0	0	1	1	2	0	0	1	0	1
23	FURSTINGER, Joe		1-1	0-0	0	1	1	3	2	1	0	1	0	19
24	JEFFERSON, Damien		4-5	1-1	0-1	0	6	6	2	9	0	2	0	12
55	MCDONOUGH, Connor		0-2	0-0	0-0	1	0	1	0	0	0	0	0	9
	Team				2	2	4							
	Totals		20-49	7-14	10-13	5	28	33	20	57	11	16	2	3 200

FG % 1st Half: 8-24 33.3%	2nd half: 12-25 48.0%	Game: 20-49 40.8%	Deadball Rebounds 1
3FG % 1st Half: 5-9 55.6%	2nd half: 2-5 40.0%	Game: 7-14 50.0%	
FT % 1st Half: 4-5 80.0%	2nd half: 6-8 75.0%	Game: 10-13 76.9%	

Dayton 64 • 4-2

#	Player		Total		3-Ptr		Rebounds		PF	TP	A	TO	Bk	Stl	Min
			FG-FGA	FG-FGA	FT-FTA	Def	Off	Def							
02	MILLER, Sam	f	1-6	1-3	0-0	2	4	6	3	3	0	0	1	0	30
33	KIXESELL, Ryan	1	2-6	0-1	3-5	1	4	5	3	7	1	2	0	0	22
03	DAVIS, Kyle	1	5-8	1-4	1-3	1	2	3	2	12	2	0	0	1	34
04	COOKE, Charles	9	4-11	0-2	4-6	1	5	6	1	12	5	2	0	3	28
11	SMITH, Scoochie	9	5-9	2-5	0-0	0	2	2	3	12	3	1	0	0	29
06	DAVIS, Darrell	1	1-5	1-4	2-2	0	3	3	2	5	0	1	0	0	12
15	CROSBY, John	1	1-2	0-0	2-3	0	4	4	1	4	2	1	0	1	16
20	WILLIAMS, Keyrius	1	3-7	1-3	2-2	1	2	3	1	9	1	2	1	0	29
	Team					3	0	3							
	Totals		22-54	6-22	14-21	9	26	35	16	64	14	9	3	7	200

FG % 1st Half: 12-28 42.9%	2nd half: 10-26 38.5%	Game: 22-54 40.7%	Deadball Rebounds 2
3FG % 1st Half: 2-12 16.7%	2nd half: 4-10 40.0%	Game: 6-22 27.3%	
FT % 1st Half: 5-10 50.0%	2nd half: 9-11 81.8%	Game: 14-21 66.7%	

Officials: Mike Scypher, Earl Walton, Jason Baker
Technical fouls: New Mexico-None. Dayton-None
Attendance:
Game 9 of the 2016 Wooden Legacy
Fri. Nov. 11, 2016

Score by periods	1st	2nd	Total
New Mexico	25	32	57
Dayton	31	33	64

Last FG - NM 2nd-01:08, UD 2nd-00:08.
Largest lead - NM by 1 2nd-01:08, UD by 13 1st-04:44.
NM led for 00:23. UD led for 37:32. Game was tied for 02:05.

Points	In Paint	Off T/O	2nd Chance	Fast Break	Bench
NM	18	7	4	0	14
UD	22	25	13	10	18

Score tied - 1 time.
Lead changed - 2 times.

Official Basketball Box Score -- Game Totals -- Final Statistics
Abilene Christian vs New Mexico
11/30/16 7 p.m. MST at WisePies Arena - The Pit

Abilene Christian 55 • 3-3

Adrian Christian SS 4-5-5																			
##		Player		Total FG-FGA	3-Ptr FG-FGA	FT-FTA	Rebounds			Off	Def	TP	PF	TP	A	To	Blk	Stl	Min
01		Lewis, Jaren	f	6-13	1-2	3-4	1	5	6	4	16	1	6	0	1	31			
23		Howell, Jayden	f	0-3	0-0	0-0	2	5	7	0	1	1	1	0	0	12			
04		Critic, Jovon	f	0-7	1-2	1-2	1	2	3	0	1	2	0	0	0	18			
05		Ricks, Payton	g	0-1	0-1	0-0	0	0	0	0	0	2	2	3	0	1	22		
11		Green, Drake	g	3-7	3-6	0-0	0	3	3	2	9	2	0	0	0	25			
03		Langston, Diamante	g	0-0	0-0	0-0	0	1	1	3	0	3	2	0	0	21			
10		Tripp, Isaiah		2-5	1-3	0-0	0	1	1	5	0	0	0	0	0	27			
14		Lenox, Trey		0-0	0-0	0-0	0	1	1	0	0	0	0	0	0	4			
15		Farquhar, Hayden		2-6	0-1	0-0	1	0	1	2	4	2	0	0	0	11			
21		Friday, Jalone		5-6	3-4	3-4	1	3	4	4	16	0	1	2	1	25			
		Team					0	3	3										
		Totals		20-48	8-24	7-10	6	22	28	20	55	13	14	2	3	200			

FG % 1st Half: 11-27	40.7%	2nd half: 9-21	42.9%	Game: 20-48	41.7%	Deadball Rebound 1
3FG % 1st Half: 3-11	27.3%	2nd half: 5-13	38.5%	Game: 8-24	33.3%	
FT % 1st Half: 3-4	75.0%	2nd half: 4-6	66.7%	Game: 7-10	70.0%	

New Mexico 64 • 5-2

		F-Totals		3-Ptr		Rebounds									
#	Player	F-G	F-A	FT-FTA	Off	Def	Total	PF	TP	A	TO	Blk	Stl	Min	
14	KUIPER, Dane	f	0-4	0-2	4-4	2	0	2	0	4	2	1	0	1	16
32	WILLIAMS, Tim	f	3-4	0-0	2-3	0	0	0	2	8	1	2	0	1	16
11	AGET, Obj	c	4-6	0-0	4-5	2	3	5	1	12	0	0	0	0	18
03	HUNTER, Jordan	g	0-2	0-0	0-0	0	2	2	1	13	1	1	0	0	22
06	BROWN, Elijah	g	5-7	2-4	5-3	4	0	4	0	0	0	0	0	0	20
01	UGUAR, Aher		0-1	0-0	0-0	0	0	0	0	1	0	0	0	0	10
05	HARRIS, Jalen		1-2	0-1	0-0	0	0	0	0	2	2	0	0	0	18
04	ADAMS, Xavier		3-4	0-0	4-6	2	3	5	1	10	0	2	0	0	20
23	FURSTINGER, Joe		2-2	0-0	0-0	0	4	4	0	4	0	1	0	1	13
24	JEFFERSON, Damien		1-5	0-2	1-2	0	2	2	1	3	2	1	0	0	18
31	MATHIS, Anthony		0-1	0-1	0-0	0	0	0	0	0	0	0	0	0	3
55	MACDOUGALL, Connor		3-5	0-0	2-2	0	1	1	2	8	1	1	0	0	14
	Team					3	0	3							
	Totals		22-48	2-11	18-25	9	24	33	9	64	16	8	1	4	200

FG % 1st Half: 13-24	54.2%	2nd half: 9-24	37.5%	Game: 22-48	45.8%	Deadball Rebound 2
3FG % 1st Half: 1-6	16.7%	2nd half: 1-5	20.0%	Game: 2-11	18.2%	
FT % 1st Half: 8-8	100.0	2nd half: 10-17	58.8%	Game: 18-25	72.0%	

Officials: Ronnie Hernandez, Rick O'Neill, Eric Anderson
 Technical fouls: Abilene Christian-None. New Mexico-None.
 Attendance: 11154
 50th Anniversary Game of The Pit

Score by periods	1st	2nd	Total
Abilene Christian	28	27	55
New Mexico	35	29	64

Last FG - ACU 2nd-03:21, NM 2nd-04:19.
Largest lead - ACU by 5 1st-16:46, NM by 15 2nd-06:52.
ACU led for 05:16. NM led for 32:48. Game was tied for 01:56.

	In Paint	Off T/O	2nd Chance	Fast Break	Bench
Points					
ACU	18	10	7	0	25
NIM	24	21	7	5	27

Score tied - 2 times.
Lead changed - 4 times

Official Basketball Box Score -- Game Totals -- Final Statistics
New Mexico vs Illinois State
12/3/16 7:05 p.m. at Doug Collins Court at Redbird Arena

New Mexico 74 • 5-3

New Mexico 74 @ 5-3																
#	Player		Total	3-Ptr	FT-FTA	Rebounds										
			FG-FGA	FG-FGA		Off	Def	Tot	PF	TP	A	To	Bk	Stl	Min	
20	LOGWOOD, Sam	f	1-3	1-1	2-2	1	3	4	0	5	2	2	0	0	21	
23	FURSTINGER, Joe	c	3-4	0-0	3-5	4	7	11	2	9	0	2	2	0	28	
11	AGET, Obj	c	3-5	0-0	0-0	2	2	4	1	6	0	0	0	0	20	
03	HUNTER, Jordan	d	2-8	0-2	2-2	0	2	2	5	6	7	2	0	1	27	
04	BROWN, Elijah	g	6-17	3-11	6-6	0	5	5	2	21	4	4	0	3	30	
05	HARRIS, Jalen		1-2	0-0	1-2	0	2	2	1	3	0	0	0	3	13	
14	KUIPER, Dane		3-5	0-1	0-0	0	0	0	0	6	0	0	0	0	14	
21	ADAMS, Xavier		1-4	0-1	0-0	0	2	2	4	2	0	0	0	0	15	
24	JEFFERSON, Damien		4-6	0-1	4-4	1	3	4	2	12	0	4	0	0	17	
55	MACDOUGALL, Connor Team		2-3	0-0	0-0	2	0	2	0	4	0	0	0	0	15	
			26-58	1-13	10-21	0	3	3	13	34	13	4	0	0	285	

FG % 1st Half:	16-28	57.1%	2nd half:	10-29	34.5%	Game:	26-57	45.6%	Deadball
3FG % 1st Half:	3-7	42.9%	2nd half:	1-10	10.0%	Game:	4-17	23.5%	Rebounds

FM - 1 - 2 - 10 - 12 - 83.3

Illinois State 79 • 4-2															
#	Player		Total		3-Ptr	Rebounds		PF	TP	A	TO	Blk	Stl	Min	
			FG	FGA	FT	FTA	Off								Def
10	Fayne,Phil	f	2-4	0-0	2-3	3	7	10	0	6	1	1	1	1	35
11	McIntosh,MiKyle	f	2-8	1-2	4-5	2	2	4	3	9	0	1	0	2	32
23	Hawkins,Deontae	f	5-14	2-8	2-4	1	6	7	1	14	0	3	1	1	31
01	Lee,Paris	g	5-11	3-7	5-6	0	5	5	2	18	11	2	0	2	33
02	Clayton,DJ	g	3-5	1-2	0-1	2	0	2	4	7	1	2	0	0	20
03	Evans,Keyshawn		4-10	4-10	0-0	0	1	2	0	12	0	1	0	0	18
12	Wills,Tony		2-3	2-3	0-1	1	1	2	5	6	2	0	1	0	14
25	Williams,Madison		3-6	1-3	0-1	0	1	1	2	7	2	0	0	2	17
	Total					9	23	32	18	79	17	12	2	8	200
	Team		26-61	14-35	13-20	9	23	32	18	79	17	12	2	8	200

FG % 1st Half: 15-32 46.9%	2nd half: 11-29 37.9%	Game: 26-61 42.6%	Deadball Rebounds 4
3FG % 1st Half: 10-20 50.0%	2nd half: 4-15 26.7%	Game: 14-35 40.0%	
FT % 1st Half: 2-6 33.3%	2nd half: 11-14 78.6%	Game: 13-20 65.0%	

Officials: Tom O'Neill, Bob Staffen, Brad Ferrie
 Technical fouls: New Mexico-TEAM. Illinois State-None.
 Attendance: 6056
 Mountain West/Missouri Valley Challenge
 Technical Fouls: Lobos-1 (Coach Neal, 2nd 10:40)
 Fouled out: Lobos-2 (#3 Hunter, 2nd 0:24). Redbirds-1 (#12, Wills, 2nd 2:18)
 Drawn Chargoos: Lobos-none. Redbirds-none.

Score by periods	1st	2nd	Total
New Mexico	45	29	74
Illinois State	42	37	79

Last FG - NM 2nd-01:00, ILS 2nd-00:31.
Largest lead - NM by 7 2nd-18:26, ILS by 10 2nd-03:41.
NM led for 16:42. ILS led for 20:40. Game was tied for 02:34.

26-61	42.6%	Deadball Rebounds 4
14-35	40.0%	
13-20	65.0%	

Score tied - 5 times.
Lead changed - 9 times.

2016-17 Box Scores

Official Basketball Box Score -- Game Totals -- Final Statistics UTEP vs New Mexico 12/07/16 7 p.m. MT at WisePies Arena - The Pit

UTEP 77 • 2-5

#	Player		Total		3-Ptr		Rebounds			PF	TP	A				Min
			FG-FGA	FG-FGA	FT-FTA	Off	Def	Tot	To			Blk	Stl			
11	FLAGGERT, Jake	f	0-2	0-1	0-0	0	1	1	5	0	3	1	0	1	22	
22	THOMAS, Paul	f	3-4	0-0	0-0	1	0	1	4	6	1	1	0	0	13	
41	WILLMS, Matt	c	0-3	0-0	1-2	2	2	4	3	1	2	3	0	2	31	
02	HARRIS, Omega	g	7-16	4-10	4-4	0	3	3	22	1	0	2	2	38		
15	ARTIS, Dominic	g	5-13	3-5	0-1	1	3	4	3	13	12	3	0	5	38	
05	BARNES, Chris		0-0	0-0	0-0	0	0	0	0	0	0	0	0	0	1	
13	VENEGAS, Ivan		1-1	0-0	0-0	1	0	1	0	2	0	0	0	0	3	
21	TOUCHET, Trey		1-6	1-5	1-2	0	2	2	0	4	2	0	0	1	15	
23	BARRETT, Deon		8-9	7-8	2-2	1	1	2	1	25	3	0	0	0	19	
54	JONES, Kelvin		2-4	0-0	0-3	1	5	6	5	4	0	2	2	0	20	
	Team					1	1	2			1					
	Totals		27-58	15-29	8-14	8	18	26	24	77	22	13	6	9	200	

FG % 1st Half: 14-33 42.4% 2nd half: 13-25 52.0% Game: 27-58 46.6%
3FG % 1st Half: 6-14 42.9% 2nd half: 9-15 60.0% Game: 15-29 51.7%
FT % 1st Half: 5-9 55.6% 2nd half: 3-5 60.0% Game: 8-14 57.1%

Deadball
Rebounds
2,1

New Mexico 78 • 6-3

#	Player	Total		3-Ptr		Rebounds			PF	TP	A TO Blk Stl				Min
		FG-FGA	FG-FGA	FT-FTA	Off Def Tot	PF	TP	A TO Blk Stl							
20	LOGWOOD, Sam	f	4-7	1-2	2-4	1	1	2	0	11	6	1	0	0	27
23	FURSTINGER, Joe	f	2-4	0-0	2-2	0	3	3	3	6	0	2	1	1	25
11	AGET, Obij	c	4-5	0-0	1-2	1	3	4	0	9	0	0	1	1	24
03	HUNTER, Jordan	g	4-6	2-3	0-0	0	4	4	2	10	6	3	0	0	33
04	BROWN, Elijah	g	8-13	3-7	6-11	0	6	6	0	25	0	3	0	2	35
05	HARRIS, Jalen		0-0	0-0	0-0	0	1	1	2	0	1	2	0	0	7
14	KUIPER, Dane		1-1	1-1	1-2	0	3	3	1	4	0	1	0	1	6
21	ADAMS, Xavier		0-3	0-1	4-4	1	1	2	2	4	0	0	0	1	15
24	JEFFERSON, Damien		0-2	0-0	0-0	0	0	0	1	0	2	0	0	0	8
31	MATHIS, Anthony		0-0	0-0	0-0	0	1	1	0	0	0	0	0	0	4
55	MACDOUGALL, Connor		2-3	0-0	5-7	1	3	4	3	9	0	0	1	0	16
	Team					1	0	1			1				
	Totals		25-44	7-14	21-32	5	26	31	14	78	13	15	3	6	200

FG % 1st Half: 15-27 55.6% 2nd half: 10-17 58.8% Game: 25-44 56.8%
3FG % 1st Half: 6-11 54.5% 2nd half: 3-13 33.3% Game: 7-14 50.0%
FT % 1st Half: 11-14 78.6% 2nd half: 10-18 55.6% Game: 21-32 65.6%

Deadball
Rebounds
6,1

Officials: John Higgins, Chris Rastatter, Gerry Pollard
Technical fouls: UTEP-None, New Mexico-None.
Attendance: 11838

Score by periods	1st	2nd	Total
UTEP	39	38	77
New Mexico	47	31	78

Points	In	Off	2nd	Fast	Bench
UTEP	16	20	13	14	35
New Mexico	24	14	7	8	17

Last FG - UTEP 2nd-00:30, NM 2nd-00:05.
Largest lead - UTEP by 4 2nd-05:19, NM by 21 1st-12:07.
UTEP led for 04:51, NM led for 31:02. Game was tied for 04:07.

Score tied - 4 times.
Lead changed - 6 times.

Official Basketball Box Score -- Game Totals -- Final Statistics New Mexico vs New Mexico State 12/10/16 7:30 p.m. at Pan American Center

New Mexico 71 • 6-4, 0-0 MWC

#	Player	Total		3-Ptr		Rebounds			PF	TP	A TO Blk Stl				Min
		FG-FGA	FG-FGA	FT-FTA	Off Def Tot	PF	TP	A TO Blk Stl							
20	LOGWOOD, Sam	f	0-2	0-0	0-0	1	1	2	1	0	0	2	0	0	11
32	WILLIAMS, Tim	f	6-9	0-0	3-5	4	4	8	3	15	0	3	0	1	33
11	AGET, Obij	c	1-2	0-0	1-2	1	4	5	3	3	0	0	1	0	18
03	HUNTER, Jordan	g	1-3	0-1	0-0	1	1	2	1	2	0	0	0	0	12
04	BROWN, Elijah	g	5-14	1-9	7-9	0	2	2	3	18	3	3	0	2	30
05	HARRIS, Jalen		2-6	0-1	1-3	0	1	1	3	5	3	2	0	1	29
14	KUIPER, Dane		6-9	3-5	0-0	1	2	3	4	15	2	2	0	2	23
21	ADAMS, Xavier		1-3	0-0	0-0	0	1	1	1	2	0	0	0	0	10
23	FURSTINGER, Joe		0-1	0-0	0-0	1	0	1	5	0	1	0	0	0	7
24	JEFFERSON, Damien		3-5	0-1	3-4	0	1	1	1	9	0	0	0	0	15
55	MACDOUGALL, Connor		1-4	0-0	0-0	0	0	0	2	2	0	1	1	0	12
	Team					1	2	3							
	Totals		26-58	4-17	15-23	10	19	29	27	71	8	14	2	6	200

FG % 1st Half: 10-25 40.0% 2nd half: 16-33 48.5% Game: 26-58 44.8%
3FG % 1st Half: 1-6 16.7% 2nd half: 3-11 27.3% Game: 4-17 23.5%
FT % 1st Half: 5-7 71.4% 2nd half: 10-16 62.5% Game: 15-23 65.2%

Deadball
Rebounds
2

New Mexico State 84 • 8-2, 0-0 WAC

#	Player	Total		3-Ptr		Rebounds			PF	TP	A TO Blk Stl				Min
		FG-FGA	FG-FGA	FT-FTA	Off Def Tot	PF	TP	A TO Blk Stl							
11	Wilkins, Johnathon	f	2-3	0-0	0-0	2	0	2	3	4	0	2	1	0	17
22	Chuha, Eli	f	5-10	0-0	2-4	5	9	14	2	12	2	1	1	1	30
01	Haley, Jermaine	g	1-2	1-1	1-2	1	3	4	2	4	2	1	0	0	30
02	Huggins, Braxton	g	4-10	4-8	2-4	0	4	4	5	14	2	3	0	0	20
04	Baker, Ian	g	8-16	4-10	6-7	0	3	3	1	26	3	2	0	4	34
10	Jones, Jemarrio		4-6	1-1	6-10	3	7	10	3	15	3	3	2	1	31
15	Garza, Joe		1-3	0-1	4-4	0	1	1	2	6	0	2	0	0	22
24	Taylor, Matt		1-1	1-1	0-0	0	0	0	5	3	1	4	0	1	15
35	Pennie, Jalyn		0-0	0-0	0-0	0	0	0	0	0	0	0	0	0	1
	Team					0	1	1							
	Totals		26-51	11-22	21-31	11	28	39	23	84	13	18	4	7	200

FG % 1st Half: 17-29 58.6% 2nd half: 9-22 40.9% Game: 26-51 51.0%
3FG % 1st Half: 6-12 50.0% 2nd half: 5-10 50.0% Game: 11-22 50.0%
FT % 1st Half: 3-4 75.0% 2nd half: 18-27 66.7% Game: 21-31 67.7%

Officials: Mike Reed, Larry Spaulding, Shawn Lehigh
Technical fouls: New Mexico-JEFFERSON, Damien, New Mexico State-Jones, Jemarrio.
Attendance: 6298

Score by periods	1st	2nd	Total
New Mexico	26	45	71
New Mexico State	43	41	84

Points	In	Off	2nd	Fast	Bench
New Mexico	38	20	10	6	33
New Mexico State	26	24	9	2	24

Last FG - NM 2nd-00:33, NMSU 2nd-01:11.
Largest lead - NM None, NMSU by 17 1st-01:18.
NM led for 00:00, NMSU led for 38:28. Game was tied for 01:32.

Score tied - 1 time.
Lead changed - 0 times.

Official Basketball Box Score -- Game Totals -- Final Statistics Arkansas-Pine Bluff vs New Mexico 12/17/16 6:05 p.m. at WisePies Arena - The Pit/Bob King Court

Arkansas-Pine Bluff 43 • 1-11

#	Player	Total		3-Ptr		Rebounds			PF	TP	A TO Blk Stl				Min
		FG-FGA	FG-FGA	FT-FTA	Off Def Tot	PF	TP	A TO Blk Stl							
15	Trent Steen	f	5-9	0-0	1-1	0	0	0	5	11	0	3	1	3	20
30	Deshon Bayless	f	0-6	0-2	0-0	0	2	2	3	0	0	0	0	3	15
52	David Tillman	c	0-1	0-0	0-0	0	0	0	2	0	0	1	1	0	9
10	Jaquan Lynch	g	3-10	2-4	1-1	0	0	0	3	9	2	2	0	2	32
04	Ghiavonni Robinson	g	4-14	3-9	1-1	1	3	4	1	12	0	2	0	1	29
11	Charles Jackson		0-1	0-1	0-0	0	0	0	2	0	0	0	0	0	5
03	Kennedy McKinney		0-2	0-0	0-0	0	6	0	1	0	2	3	0	1	17
12	Marquis Cunningham		0-2	0-0	0-0	1	0	1	2	0	2	1	1	0	11
13	JoeRandle Toliver		1-4	1-3	0-0	0	2	2	2	3	2	6	0	4	22
21	Artavious McDyess		0-0	0-0	0-0	1	0	1	1	0	0	2	1	1	14
22	Khalid Campbell		0-0	0-0	0-0	0	0	0	0	0	0	0	0	0	4
35	Travon Harper		2-8	0-2	4-7	1	3	4	4	8	0	1	0	2	22
	Team					4	3	7			1				
	Totals		15-57	6-21	7-10	8	13	21	26	43	8	22	4	17	200

FG % 1st Half: 3-24 12.5% 2nd half: 12-33 36.4% Game: 15-57 26.3%
3FG % 1st Half: 1-9 11.1% 2nd half: 5-12 41.7% Game: 6-21 28.6%
FT % 1st Half: 4-5 80.0% 2nd half: 3-5 60.0% Game: 7-10 70.0%

Deadball
Rebounds
1

New Mexico 83 • 7-4

#	Player		Total		3-Ptr		Rebounds			PF	TP	A TO Blk Stl				Min
			FG-FGA	FG-FGA	FT-FTA	Off	Def	Tot	A			TO	Blk	Stl		
23	FURSTINGER, Joe	f	0-2	0-0	5-6	1	3	4	2	5	1	1	4	1	20	
32	WILLIAMS, Tim	f	7-10	0-0	5-5	0	4	4	4	19	1	1	0	0	20	
01	UGUAK, Aher	g	0-2	0-1	5-6	1	2	3	0	5	2	5	0	1	17	
05	HARRIS, Jalen	g	1-4	0-1	0-0	0	2	2	2	2	4	0	0	2	25	
14	KUIPER, Dane	g	5-9	3-6	1-1	1	3	4	1	14	3	3	1	2	25	
03	HUNTER, Jordan		2-2	2-2	2-2	0	2	2	1	8	0	2	0	2	13	
04	BROWN, Elijah		1-4	1-3	4-4	0	2	2	0	7	3	2	0	1	16	
11	AGET, Obi		2-3	0-0	0-0	0	1	1	0	4	1	0	2	0	9	
20	LOGWOOD, Sam		0-4	0-2	3-4	3	3	6	1	5	2	2	0	4	19	
21	ADAMS, Xavi		1-2	0-0	2-2	1	4	5	1	5	1	1	0	1	18	
30	CUMBER, Adam		0-0	0-0	0-0	0	0	0	0	0	0	0	0	2	2	
31	MATHIS, Anthony		0-2	0-0	0-0	0	2	2	0	0	0	1	0	0	4	
55	MACDOUGALL, Connor		0-1	0-0	10-10	4	2	6	1	10	0	3	0	0	14	
	Team					1	1	2				1				
	Totals		20-45	6-17	37-40	12	32	44	13	83	18	22	8	16	200	

2016-17 Box Scores

Official Basketball Box Score -- Game Totals -- Final Statistics
Fresno State vs New Mexico
12/28/16 7 p.m. MT at WisePies Arena - The Pit

Fresno State 73 • 8-5, 0-1 MW

#	Player	Total		3-Ptr		Rebounds								Min	
		FG-FA	FG-FGA	FT-FTA	FT-FTA	Off	Def	Tot	PF	TP	A	TO	Bk		Stl
04	EDO, Karachi	f	6-12	1-1	2-2	2	4	6	2	15	1	1	2	2	30
13	RUSSO, Cullen	f	6-12	0-1	0-0	1	4	5	3	12	2	2	0	1	31
01	HOPKINS, Jaron	g	6-11	0-0	2-4	1	3	4	3	14	2	5	0	2	38
03	WATSON, Paul	g	4-10	1-5	1-2	0	3	3	4	10	2	4	1	1	32
05	TAYLOR, Jahmel	g	6-11	3-6	2-2	2	5	7	3	17	3	0	0	1	34
11	WILLIAMS, Bryson		0-0	0-0	0-2	0	0	0	0	0	1	0	0	0	4
20	BITTNER, Sam		0-0	0-0	0-0	0	0	0	0	0	0	0	0	0	1
21	TAYLOR, Deshon		1-4	1-3	0-0	1	2	3	3	3	1	1	0	0	17
34	CARTER II, Terrell		1-2	0-0	0-0	0	1	1	4	2	0	1	0	0	13
Team						1	3	4							
Totals			30-62	6-16	7-12	8	25	33	22	73	12	14	3	7	200
FG % 1st Half: 15-30		50.0%	2nd half: 15-32	46.9%	Game: 30-62		48.4%							Deadball	
3FG % 1st Half: 4-9		44.4%	2nd half: 2-7	28.6%	Game: 6-16		37.5%							Rebounds	
FT % 1st Half: 0-2		0.0%	2nd half: 7-10	70.0%	Game: 7-12		58.3%							2	

New Mexico 78 • 8-5, 1-0 MW

#	Player		Total FG-FGA	3-Ptr FG-FGA	FT-FTA	Rebounds Off Def Tot	PF	TP	A TO Blk Stl	Min
20	LOGWOOD, Sam	f	0-4	0-0	1-2	1 5 6	1	1	0 3 0 1	28
32	WILLIAMS, Tim	f	7-15	0-1	4-6	2 5 7	0	18	4 0 0 2	33
11	AGET, Obj	c	6-8	0-0	0-0	2 4 6	4	12	1 2 1 1	23
05	HARRIS, Jalen	g	2-4	0-0	5-6	0 2 2	2	9	3 1 0 1	27
14	KUIPER, Dane	g	3-6	2-4	2-2	0 2 2	5	10	1 0 0 1	22
03	HUNTER, Jordan	g	2-3	0-1	0-0	0 1 1	1	4	1 1 0 1	15
04	BROWN, Elijah	g	2-10	1-4	14-14	0 3 3	3	19	3 4 1 1	30
21	ADAMS, Xavier	g	0-0	0-0	2-2	1 0 1	0	2	0 1 0 0	2
55	MCDONOUGH, Connor	g	1-1	0-0	1-2	0 1 1	1	3	0 0 0 0	12
Team						1 2 3				
Totals			23-51	3-10	29-34	7 25 32	17	78	13 12 2 10	200
FG % 1st Half:		13-29	44.8%	2nd half:	10-22	45.5%	Game:	23-51	45.1%	Deadball Rebounds 1,2
3FG % 1st Half:		2-7	28.6%	2nd half:	1-3	33.3%	Game:	3-10	30.0%	
FT % 1st Half:		8-10	80.0%	2nd half:	21-24	87.5%	Game:	29-34	85.3%	

Officials: Randy McCall, Eric Curry, Michael Irving
Technical fouls: Fresno State-None. New Mexico-None.
Attendance: 11844

Score by periods	1st	2nd	Total		In	Off	2nd	Fast	
				Points	Paint	T/O	Chance	Break	Bench
Fresno State	34	39	73	FS	44	20	10	10	5
New Mexico	36	42	78	NM	30	12	12	10	28

Last FG - FS 2nd-00:04, NM 2nd-01:22.
Largest lead - FS by 2 1st-16:05, NM by 14 1st-08:56.
FS led for 01:28. NM led for 36:32. Game was tied for 02:00

Official Basketball Box Score -- Game Totals -- Final Statistics
NEW MEXICO vs SAN DIEGO STATE
01-01-17 2:05 pm PST at Steve Fisher Court at Viejas Arena

NEW MEXICO 68 • 9-5 (2-0 MW)

#		Player	Total		3-Ptr		Rebounds			PF	TP	A	TO	Blk	Stl	Min	
			FG-FGA	FG-FGA	FT-FTA	Off	Def	Tot									
20		LOGWOOD, Sam	f	1-6	0-0	1-2	0	2	2	1	3	0	2	0	0	17	
32		WILLIAMS, Tim	f	3-9	0-0	6-7	2	7	9	3	12	4	4	1	0	37	
11		AGET, Obij	c	0-0	0-0	0-0	0	2	2	2	0	0	0	1	0	10	
04		BROWN, Elijah	g	5-13	4-6	8-8	0	2	2	3	22	1	3	0	2	36	
05		HARRIS, Jalen	g	4-6	0-1	1-3	0	2	2	3	9	2	1	1	0	30	
03		HUNTER, Jordan		0-0	0-0	0-0	0	0	0	1	0	2	1	0	0	11	
14		KUIPER, Dane		3-5	2-3	0-0	1	7	8	1	8	3	1	1	2	20	
21		ADAMS, Xavier		3-4	0-1	2-2	3	2	5	2	8	1	1	0	2	24	
24		JEFFERSON, Damien		1-4	0-1	2-4	2	1	3	0	4	0	1	0	0	7	
55		MACDOUGALL, Connor		1-4	0-0	0-0	1	2	3	1	2	0	2	0	0	8	
		Team					2	0	2								
		Totals		21-51	6-12	20-26	11	27	38	17	68	13	16	4	6	200	
		FG % 1st Half: 8-22	36.4%	2nd half: 13-29		44.8%	Game: 21-51		41.2%								Deadball Rebounds 5
		3FG % 1st Half: 2-6	33.3%	2nd half: 4-6		66.7%	Game: 6-12		50.0%								
		FT % 1st Half: 7-11	63.6%	2nd half: 13-15		86.7%	Game: 20-26		76.9%								

SAN DIEGO STATE 62 • 8-5 (0-1 MW)

#	Player		Total		3-Ptr		Rebounds			PF	TP	A	TO	Blk	Stl	Min
			FG	FGA	FT	FTA	Off	Def	Total							
10	HOETZEL, Max	f	4-6	2-4	0-0	2	2	4	5	10	1	0	0	0	14	
14	CHEATHAM, Zylan	f	2-6	0-0	3-4	2	6	8	3	7	1	6	0	3	31	
03	KELL, Trey	g	3-10	2-7	4-5	0	0	0	1	12	5	1	0	3	36	
04	ALLEN, Dakari	g	3-6	0-2	2-2	1	5	6	3	8	1	3	1	4	34	
42	HEMSLEY, Jeremy	g	6-16	1-7	3-6	1	2	3	3	16	2	3	0	2	37	
11	WILLIAMS, D'Errry		0-2	0-0	0-0	0	1	1	1	0	1	1	0	0	10	
23	GILL-CAESAR, Montagu		0-3	0-0	0-0	1	0	1	1	0	1	1	0	0	16	
45	IZUNDU, Valentine		4-4	0-0	1-1	1	2	3	1	9	0	1	3	1	22	
	Team					0	1	1								
	Totals		22-53	5-23	13-18	8	29	27	18	62	12	16	4	13	200	
	FG % 1st Half:	13-28	46.4%	2nd half:	9-25	36.0%	Game:	22-53	41.5%							
	3FG % 1st Half:	3-11	27.3%	2nd half:	2-12	16.7%	Game:	5-23	21.7%							
	FT % 1st Half:	7-7	100.0	2nd half:	6-11	54.5%	Game:	13-18	72.2%							Deadball Rebounds 1,1

Officials: David Hall, John Higgins, Kelly Self
Technical fouls: NEW MEXICO-None. SAN DIEGO STATE-None.
Attendance: 12414

Score by periods	1st	2nd	Total		In	Off	2nd	Fast	
				Points	Paint	T/O	Chance	Break	Bench
NEW MEXICO	25	43	68	NM	26	11	7	8	22
SAN DIEGO STATE	36	26	62	SDSU	32	17	11	9	9

Last FG - NM 2nd-00:17, SDSU 2nd-04:18.
Largest lead - NM by 6 2nd-00:17, SDSU by 11 1st-12:18.
NM led for 01:57. SDSU led for 35:41. Game was tied for 01:56.

Official Basketball Box Score -- Game Totals -- Final Statistics
New Mexico vs Utah State
01/04/17 9:05 p.m. at Logan, Utah (Dee Glen Smith Spectrum)

New Mexico 75 • 9-6/2-1 MW

#	Player		Total	FG-FGA	3-Ftr	FT-FTA	Off	Def	Total	PF	TP	A	To	Blk	Stl	Min
20	LOGWOOD, Sam	f	17-17	0-0	1-2	2	1	3	0	5	0	0	0	0	1	23
22	WILLIAMS, Tim	f	2-3	0-1	4-5	2	5	7	3	30	1	3	0	0	0	35
11	AGET, Obij	c	4-4	0-0	0-0	1	2	3	0	8	0	3	0	0	1	20
04	BROWN, Elijah	g	4-8	3-5	6-8	2	1	3	4	17	0	2	0	1	1	15
05	HARRIS, Jalen	g	2-7	0-2	0-0	0	3	3	4	4	8	3	0	2	33	
14	KUIPER, Dane	f	1-2	1-2	0-0	0	2	2	3	2	1	0	1	0	1	19
21	ADAMS, Xavier	f	0-0	0-0	0-0	0	1	1	0	0	1	2	0	0	0	8
23	FURSTINGER, Joe	f	0-1	0-0	1-2	1	1	2	4	1	0	0	0	0	0	11
24	JEFFERSON, Damien	f	2-5	0-1	1-1	0	1	1	2	5	3	1	1	0	0	25
31	MATHIS, Anthony	f	0-1	0-1	0-0	0	1	1	0	0	1	0	0	0	0	7
55	MACDOUGALL, Connor	f	0-0	0-0	2-2	0	2	2	0	2	0	0	0	0	0	4
	Team						1	0	1							
	Totals		28-53	4-12	15-20		9	20	20	75	16	15	1	6	200	
	FG % 1st Half: 15-26		57.7%	2nd half: 13-27		48.1%	Game: 28-53		52.8%							Deadball
	3FG % 1st Half: 1-1		100.0%	2nd half: 3-11		27.3%	Game: 4-12		33.3%							Rebounds
	FT % 1st Half: 7-10		70.0%	2nd half: 8-10		80.0%	Game: 15-20		75.0%							

Utah State 79 • 7-7/1-2 MW

#	Player	Total	FG-FGA	3-PTA	FT-FTA	Rebounds	PF	TP	A	To	Bklt	Stl	Min
						Off Def Tot							
11	DARGENTON, Alexis	f	3-6	0-0	0-0	4 3 7	3	6	1	4	1	1	21
15	JANICEK, Norbert	f	3-4	0-0	0-0	1 3 4	3	6	0	2	0	1	24
21	McEWEN, Koby	g	2-6	2-4	12-16	1 4 5	5	18	3	2	0	1	27
03	MERRILL, Sam	g	5-14	3-6	0-0	1 0 1	2	13	8	0	0	3	36
14	MOORE, Jalen	g	13-13	4-8	4-4	1 6 7	3	20	5	0	0	2	39
00	RECTOR, Shane	g	2-3	0-0	1-2	0 1 1	1	0	5	2	3	0	20
05	PEARLE, Quinn	g	0-0	0-0	0-0	0 0 0	1	0	0	0	0	0	4
10	TAYLOR, Julian	g	4-5	1-2	1-4	2 1 3	1	10	0	0	0	1	18
13	BARNABA, Ngor	g	0-2	0-2	1-2	0 1 1	2	1	0	1	0	0	11
	Team					2 0 2							
	Totals		25-53	10-22	19-28	12 19 31	20	79	13	1	9	200	
	FG % 1st Half:	7-13	53.8%	2nd half:	12-30	40.0%	Game:	25-53	47.2%				Deadball Rebounds
	3P% 1st Half:	3-9	33.3%	2nd half:	3-9	33.3%	Game:	19-28	67.9%				
	FT % 1st Half:	4-9	44.4%	2nd half:	15-19	78.9%	Game:	19-28	67.9%				

Officials: Larry Spaulding, Mike Reed, Bob Staffen
Technical fouls: New Mexico-None. Utah State-None
Attendance: 3897

Score by periods	1st	2nd	Total		In	Off	2nd	Fast	
				Points	Paint	T/O	Chance	Break	Bench
New Mexico	38	37	75	NM	42	16	9	4	11
Utah State	37	42	79	US	28	16	19	8	16

Last FG - NM 2nd-00:01, US 2nd-00:08.
Largest lead - NM by 5 1st-11:15, US by 10 2nd-00:08.
NM led for 18:54. US led for 14:38. Game was tied for 06:28.

Official Basketball Box Score -- Game Totals -- Final Statistics
Nevada vs New Mexico
01/07/17 9:15 p.m. MT at WisePies Arena - The Pit

Nevada 105 • 14-3, 3-1 MW

#	Player		Total			3-Ptr			Rebounds			PF	TP	A	To	Blk	Stl	Min
			FG	FG%	FTA	FG	FG%	FTA	Off	Def	Tot							
24	CAROLINE, Jordan	f	17-29	5-8	6-12	5	8	13	4	45	1	1	0	1	0	43		
00	OLIVER, Cameron	c	5-12	0-4	3-4	0	9	9	2	13	3	0	5	0	32			
01	MARSHALL, Marcus	g	8-16	6-12	4-5	0	3	3	5	26	1	2	0	0	37			
14	DREW, Lindsey	g	2-4	0-0	0-0	0	3	3	4	4	4	3	1	0	28			
05	FENNER, D.J.	g	2-7	2-5	3-4	1	6	7	5	9	6	4	1	0	32			
02	KING II, Leland		0-3	0-0	0-0	1	1	2	2	0	1	0	0	0	6			
04	RAMSEY, Devealr		1-3	1-2	2-2	0	4	4	4	5	9	1	0	0	33			
23	TOOLEY, Charlie		1-1	1-1	0-0	0	0	0	3	3	0	0	0	0	6			
34	CARLSON, John		0-0	0-0	0-0	0	1	1	1	0	0	0	0	0	8			
	Team					4	1	5										
	Totals		36-75	15-32	18-27	11	36	47	30	105	25	12	9	2	225			
	FG 1st Half:	11-29	37.9%	2nd half:	21-37	56.8%	OT:	4	9	44.4%	Game:	36-75	48.0%	Deadball				
	3FG 1st Half:	2-10	20.0%	2nd half:	12-18	66.7%	OT:	1-4	25.0%	Game:	15-32	46.9%	Rebounds					
	FT 1st Half:	7-10	70.0%	2nd half:	9-14	64.3%	OT:	2-3	66.7%	Game:	18-27	66.7%	4,1					

New Mexico 104 • 9-7, 2-2 MW

#	Player	Total	3-Ptr	Rebounds	PF	TP	A	To	Blk	Stl	Min			
		FG-FGA	FG-FTA	Off Def Tot										
14	KUIPER, Dane	f 3-5	0-0	2-2	1	0	1	4	8	0	0	26		
32	WILLIAMS, Tim	f 10-16	0-0	6-10	2	6	8	3	26	2	1	50	41	
11	AGET, Obij	c 1-5	0-0	0-0	3	1	4	1	2	1	0	1	14	
04	BROWN, Elijah	c 7-15	3-6	9-12	0	4	4	3	26	2	2	0	35	
05	HARRIS, Jalen	g 4-11	0-2	7-10	0	9	9	3	15	4	0	1	37	
01	UGUAK, Aher	g 0-1	0-1	0-0	0	0	0	0	0	0	1	0	3	
23	LOGWOOD, Sam	g 4-7	1-3	0-2	0	4	4	2	9	0	0	1	1	29
20	FURSTINGER, Joe	0-0	0-0	2-2	0	0	0	4	2	1	0	0	0	9
24	JEFFERSON, Damien	5-8	1-1	0-2	0	3	3	3	11	2	1	0	0	23
31	MATHIS, Anthony	2-5	1-3	0-0	0	1	1	0	5	4	0	0	0	7
55	MACDOUGALL, Connor	0-0	0-0	0-0	0	0	0	0	0	0	0	0	0	2
	Team				0	5	5							
	Totals	36-73	6-17	26-40	6	33	39	23	104	16	5	8	7	225
	FG 1st Half:	17-35	48.6%	2nd half:	18-33	54.5%	OT:	1-5	20.0%	Game:	36-73	49.3%	Deadball	
	3FG 1st Half:	4-9	44.4%	2nd half:	1-2	16.7%	OT:	2-2	50.0%	Game:	6-17	35.3%	Rebounds	
	FT 1st Half:	6-6	100.0%	2nd half:	13-26	50.0%	OT:	7-8	87.5%	Game:	26-40	65.0%	8	

Officials: Christ Rastatter, Tom O'Niell, D.G. Nelson
Technical fouls: Nevada-FENNER, D.J.; CAROLINE, Jordan. New
Mexico-JEFFERSON, Damien.
Attendance: 11235

Score by periods	1st	2nd	OT	Total	Points	In Paint	Off T/O	2nd Chance	Fast Break	Bench
Nevada	31	63	11	105	NV	36	9	5	14	8
New Mexico	44	50	10	104	NM	48	10	11	12	27

Last FG - NV OT-00:02, NM OT-03:35.
Largest lead - NV by 3 1st-18:26, NM by 25 2nd-11:00.
NV led for 02:16. NM led for 40:04. Game was tied for 02:34.

2016-17 Box Scores

Official Basketball Box Score -- Game Totals -- Final Statistics

UNLV vs New Mexico

01/10/17 7 p.m. MT at WisePies Arena - The Pit

UNLV 71 • 9-9, 2-3 MW

#	Player		Total			3-Ptr		Rebounds								Min	
			FG-FGA	FG-FGA	FT-FTA			Off	Def	Total	PF	TP	A	TO	Blk		Stl
11	DEMBELE, Cheickna	f	4-8	0-0	0-3			3	1	4	3	8	0	2	3	0	28
20	JONES, Christian	f	3-6	0-0	3-3			2	6	8	2	9	1	4	0	0	31
02	OFOEGBU, Uche	g	4-8	3-4	3-4			1	7	8	2	14	2	2	0	4	35
05	POYSER, Jalen	g	2-13	2-7	4-4			1	2	3	1	10	5	1	0	0	36
06	MOORING, Jovan	g	6-12	3-6	4-5			1	3	4	2	19	6	1	0	5	36
01	CLYBURN, Kris		0-0	0-0	0-0			0	2	2	1	0	0	0	0	0	6
03	GREEN, Tyrell		3-8	1-3	0-0			0	2	2	3	7	0	1	0	1	19
10	MORGAN, Zion		1-3	0-1	1-1			0	0	0	0	3	1	0	0	0	7
31	BAXTER JR, Troy		0-2	0-0	1-2			0	0	0	0	1	0	0	0	0	2
	Team							4	0	4							
Totals			23-60	9-21	16-22	12	23	35	14	71	15	11	3	10			200

FG % 1st Half: 11-35	31.4%	2nd half: 12-25	48.0%	Game: 23-60	38.3%	Deadball Rebounds 2
3FG % 1st Half: 4-11	36.4%	2nd half: 5-10	50.0%	Game: 9-21	42.9%	
FT % 1st Half: 5-7	71.4%	2nd half: 11-15	73.3%	Game: 16-22	72.7%	

New Mexico 66 • 9-8, 2-3 MW

#	Player		Total		3-Ptr	Rebounds			PF		TP		A		Blk		Stl	Min
			FG-FGA	FG-FGA	FG-FTA	Off	Def	Tot										
14	KUIPER, Dane	f	6-10	3-5	2-2	0	4	4	1	17	3	3	0	1	0	0	37	
32	WILLIAMS, Tim	f	5-8	0-0	1-2	0	7	7	2	11	1	2	0	0	0	0	39	
11	AGET, Obij	c	1-1	0-0	2-3	0	1	1	3	4	0	0	7	0	0	0	20	
04	BROWN, Elijah	c	4-13	0-5	5-5	1	5	6	4	13	3	2	0	1	0	1	37	
05	HARRIS, Jalen	g	4-4	1-1	2-2	0	3	3	4	11	4	5	0	0	0	0	25	
03	HUNTER, Jordan		0-1	0-0	0-0	0	0	0	1	0	0	0	0	0	0	0	2	
20	LOGWOOD, Sam		0-2	0-1	0-0	0	1	1	2	0	0	0	0	0	0	0	5	
23	FURSTINGER, Joe		2-4	0-0	2-3	2	1	3	1	6	0	1	1	0	0	0	20	
24	JEFFERSON, Damien		1-3	0-1	0-0	0	1	1	0	2	0	0	0	0	0	1	4	
31	MATHIS, Anthony		1-4	0-2	0-0	0	2	2	3	2	3	0	0	0	2	1	11	
	Team					1	3	4										
Totals			24-50	4-15	14-17	4	28	32	21	66	14	13	8	5	0	0	200	

FG % 1st Half:	15-27	55.6%	2nd half:	9-23	39.1%	Game:	24-50	48.0%	Deadball Rebounds 2,1
3FG % 1st Half:	3-8	37.5%	2nd half:	1-7	14.3%	Game:	4-15	26.7%	
FT % 1st Half:	4-5	80.0%	2nd half:	10-12	83.3%	Game:	14-17	82.4%	

Officials: David Hall, Verne Harris, Eric Curry
Technical fouls: UNLV-None. New Mexico-None.
Attendance: 11379

Score by periods	1st	2nd	Total
UNLV	31	40	71
New Mexico	37	29	66

Last FG - LV 2nd-01:33, NM 2nd-01:19.
Largest lead - LV by 7 2nd-12:31, NM by 11 1st-09:32.
LV led for 10:24. NM led for 26:17. Game was tied for 03:19.

Points	In Paint	Off T/O	2nd Chance	Fast Break	Bench
LV	22	20	10	6	11
NM	24	14	2	10	10

Score tied - 4 times.
Lead changed - 5 times.

Official Basketball Box Score -- Game Totals -- Final Statistics

New Mexico vs Colorado State

1/14/17 12:06 pm at Fort Collins, Colo. (Moby Arena)

New Mexico 84 • 10-8, 3-3 MW

#	Player		3-Ptr			Rebounds				PF	TP	A	TO	Blk	Stl	Min.
			Total	FG-FGA	FG-FGA	FT-FTA	Off	Def	Total							
34	KUIPER, Dane	f	4-4	0-0	2-2	1	1	2	5	10	2	1	1	0	25	
12	WILLIAMS, Tim	f	7-13	0-0	1-3	2	7	9	3	15	1	4	1	1	34	
11	AGET, Objij	c	4-4	0-0	0-0	1	2	3	3	8	2	1	0	0	17	
04	BROWN, Elijah	g	6-12	4-6	9-11	0	9	9	4	25	7	4	1	1	30	
05	HARRIS, Jalen	g	0-3	0-1	0-0	0	0	0	2	0	1	2	1	0	21	
01	UGUAQ, Aher		0-0	0-0	0-2	1	1	2	0	0	1	0	0	0	5	
03	HUNTER, Jordan		2-5	1-1	0-0	0	2	2	4	5	2	2	0	0	21	
20	LOGWOOD, Sam		1-3	0-0	2-4	0	1	1	3	4	0	1	0	0	13	
23	FURSTINGER, Joe		3-6	0-0	1-1	3	2	5	3	7	1	1	2	0	21	
24	JEFFERSON, Damien		3-4	1-1	3-4	0	1	1	2	10	0	0	0	0	13	
	Team					1	4	5	1			1				
Totals			30-54	6-9	18-27	9	30	39	30	84	17	17	6	2	200	

FG % 1st Half: 16-31	51.6%	2nd half: 14-23	60.9%	Game: 30-54	55.6%	Deadball
3FG % 1st Half: 5-7	71.4%	2nd half: 1-2	50.0%	Game: 6-9	66.7%	Rebounds
FT % 1st Half: 7-12	58.3%	2nd half: 11-15	73.3%	Game: 18-27	66.7%	6

Colorado State 71 • 11-7, 3-2 MW

#	Player		Total			3-Ptr			Rebounds									
			FG-FGA	FG-FGA	FT-FTA	Off	Def	Tot	PF	TP	A	TO	Blk	Stl	Min			
02	OMOGBO, Emmanuel	f	5-11	1-3	3-8	0	8	8	4	14	2	5	4	2	38			
32	CARVACHO, Nico	r	0-4	0-0	3-4	6	2	8	2	3	2	0	0	0	21			
03	CLAVELL, Gian	g	7-14	2-6	6-10	3	3	6	4	22	2	3	0	5	35			
11	NIXON, Prentiss	g	5-15	2-7	7-8	0	0	0	3	19	1	1	0	1	37			
22	PAIGE, J.D.	g	1-6	1-5	2-4	0	1	1	4	5	4	1	0	1	35			
05	BONNER, Anthony		0-1	0-0	4-4	0	2	2	4	4	1	0	0	0	18			
33	KOELLIKER, Braden		1-2	1-1	1-1	2	0	2	1	4	0	0	0	1	16			
	Team					0	2	2			2							
Totals			19-53	7-22	26-39	11	18	29	22	71	12	12	4	10	200			

FG % 1st Half: 10-32	31.3%	2nd half: 9-21	42.9%	Game: 19-53	35.8%	Deadball Rebounds 6
3FG % 1st Half: 5-15	33.3%	2nd half: 2-7	28.6%	Game: 7-22	31.8%	
FT % 1st Half: 9-16	56.3%	2nd half: 17-23	73.9%	Game: 26-39	66.7%	

Officials: Larry Spaulding, Mike Reed, Randy Heimerman
Technical fouls: New Mexico-HUNTER, Jordan; TEAM. Colorado State-PAIGE,J.D.;
NIXON,Prentiss.
Attendance: 3418

Score by periods	1st	2nd	Total
New Mexico	44	40	84
Colorado State	34	37	71

Last FG - NM 2nd-03:13, CSU 2nd-01:23.
Largest lead - NM by 21 2nd-09:54, CSU by 2 1st-16:55.
NM led for 36:42. CSU led for 01:56. Game was tied for 01:22.

	In	Off	2nd	Fast	
Points	Paint	T/O	Chance	Break	Bench
NM	32	13	7	10	26
CSU	16	17	11	2	8

Score tied - 3 times.
Lead changed - 10 times.