



UTEP MEN'S BASKETBALL

DEC. 2, 2017 | 7 PM MT | DON HASKINS CENTER | EL PASO, TEXAS

THE MATCHUP



UTEP MINERS

(1-6, 0-0 C-USA)

Interim Head Coach: Phil Johnson (East Central Oklahoma, 1981)

Record at UTEP: 0-1 (first season)

Overall Record: 31-84 (fifth season)

VS



NEW MEXICO LOBOS

(3-4, 0-0 MWC)

Head Coach: Paul Weir (York '04)

Record at New Mexico: 3-4 (first season)

Overall Record: 31-10 (second season)

2017-18 SCHEDULE

Nov. 10.....	Louisiana College.....	W 100-50
Nov. 16.....	vs. Boise State^.....	L 56-58
Nov. 17.....	vs. South Carolina^.....	L 56-80
Nov. 19.....	vs. Appalachian State^.....	L 72-76
Nov. 25.....	at NM State.....	L 63-72
Nov. 27.....	Lamar.....	L 52-66
Nov. 30.....	NM State.....	L 60-80
Dec. 2.....	New Mexico.....	7 p.m.
Dec. 9.....	Washington State.....	7 p.m.
Dec. 19.....	Incarnate Word.....	7 p.m.
Dec. 21.....	Howard+.....	7 p.m.
Dec. 22.....	UNC Wilmington/.....	
.....	North Dakota St.+.....	TBA
Dec. 28.....	North Texas*.....	7 p.m.
Dec. 30.....	Rice*.....	7 p.m.
Jan. 4.....	at Southern Miss*.....	6 p.m.
Jan. 6.....	at LA Tech*.....	5 p.m.
Jan. 11.....	Florida Atlantic*.....	7 p.m.
Jan. 13.....	FIU*.....	7 p.m.
Jan. 20.....	at UTSA*.....	2 p.m.
Jan. 25.....	at UAB*.....	6 p.m.
Jan. 27.....	at Middle Tennessee*.....	5 p.m.
Feb. 1.....	WKU*.....	8 p.m.
Feb. 3.....	Marshall*.....	7 p.m.
Feb. 10.....	UTSA*.....	7 p.m.
Feb. 15.....	at Charlotte*.....	5 p.m.
Feb. 17.....	at Old Dominion*.....	TBA
Feb. 22.....	LA Tech*.....	7 p.m.
Feb. 24.....	Southern Miss*.....	7 p.m.
March 1.....	at Rice*.....	6 p.m.
March 3.....	at North Texas*.....	4 p.m.
March 7-10.....	at C-USA Champ.#.....	All Day

^ Puerto Rico Tip-Off at Myrtle Beach (Conway, S.C.)

+ WestStar Bank Don Haskins Sun Bowl Invitational (El Paso, Texas)

* Conference USA game

Frisco, Texas

All times Mountain & subject to change

THE SERIES

New Mexico leads the series 77-65, but the Miners hold a 40-27 edge in games played in El Paso.

ATHLETICS COMMUNICATIONS

Senior Associate AD (Men's Basketball SID)

Jeff Darby
jdarby@utep.edu
915-204-0642 (c)
915-747-6652 (o)

Official Website: UTEPathletics.com

MINERS HOST LOBOS FOR FIRST TIME SINCE '08

UTEP (1-6) hosts New Mexico (3-4) for the first time since January of 2008 on Saturday in the Don Haskins Center, completing a week of rivalry games. Tip-off is slated for 7 p.m. MT. The Miners fell to NM State on Thursday, 80-60. UTEP is facing NM State and New Mexico back-to-back for the second consecutive season. Last year, UTEP lost at New Mexico on Dec. 7 (78-77) and at home to NM State on Dec. 13 (79-68). Prior to that, the Miners hadn't played the Aggies and Lobos in consecutive games since December of 2006. This is game three of a season-long nine-game homestand. Following Saturday's game, the Miners will be idle for a week before hosting Washington State on Dec. 9.

ON THE AIR

The English radio broadcast is available on KOFX 92.3 FM with **Jon Teicher** (play-by-play) and **Steve Yellen** (color) calling the action. A Spanish radio broadcast is available on ESPN Deportes 1650 AM, with **Omar Ropele** on the mike.

TIM FLOYD RETIRES

Tim Floyd announced his retirement as the Miners' head coach on Monday following the game versus Lamar at the Haskins Center. Floyd closes out his collegiate coaching career with a record of 466-279, and a 138-99 mark at UTEP. He previously was the head coach at Idaho (1986-88), New Orleans (1988-94), Iowa State (1994-98) and USC (2005-09) prior to returning to UTEP as head coach for the 2010-11 season. He was an assistant coach under **Don Haskins** at UTEP from 1978-86. Floyd's teams made eight NCAA Tournament appearances and five trips to the NIT. He was also head coach of the Chicago Bulls (1998-2002) and the New Orleans Hornets (2003-04) in the NBA. The Miners finished 75-43 in Conference USA play under Floyd, with top three finishes on four occasions in seven full seasons (tied for second 2010-11, third 2012-13, tied for second 2014-15, tied for third 2016-17). He ranks second in UTEP history in victories and has coached the second-most games of any UTEP coach (237).

PHIL JOHNSON TAKES OVER

Phil Johnson was named UTEP's interim men's basketball coach on Tuesday, following the retirement of **Tim Floyd**. Johnson assisted Floyd on the bench at the University of New Orleans (1991-93), with the NBA's Chicago Bulls (1999-02), at USC (2005-09) and at UTEP (2010-17). He was the head coach at San Jose State for four seasons (1998-99, 2002-05). Johnson has coached in nine NCAA Tournaments and two Final Fours and was a part of the Arizona Wildcats' national championship run in 1997. Johnson's record as a head coach against New Mexico is 0-2.

ABOUT NEW MEXICO


The Lobos snapped a four-game losing skid with a 78-59 rout of Evansville on Wednesday in Albuquerque. New Mexico shot 58.1 percent in the second half and assisted on 23-of-30 field goals for the game. Senior guard/forward

PROJECTED STARTERS



1 PAUL THOMAS

JR / F
6-8 / 210
7.4 PPG / 4.0 RPG /
1.1 APG
.408 FG% / .714 FT%



5 TREY WADE

FR / F
6-6 / 205
8.2 PPG / 3.2 RPG /
0.3 APG
.444 FG% / .500 FT%



2 OMEGA HARRIS

SR / G
6-3 / 175
9.4 PPG / 4.1 RPG /
2.4 APG
.373 FG% / .846 FT%



25 KEITH FRAZIER

GR / G
6-5 / 190
12.9 PPG / 5.9 RPG /
1.3 APG
.427 FG% / .688 FT%



13 ISIAH OSBORNE

SO / G
6-5 / 180
6.7 PPG / 3.1 RPG /
0.9 APG
.378 FG% / .429 FT%



MEDIA INFORMATION

PRACTICE COVERAGE

UTEP basketball practices are closed to the media. Interim Head Coach Phil Johnson and players will be available for interviews before practice. Television crews are permitted to shoot the first few minutes of practice. Please contact Jeff Darby ahead of time for the status of practice and for clearance into practice.

POSTGAME INTERVIEWS

UTEP's locker room is open. Interim Head Coach Phil Johnson will be available following the game in the team room (caddy corner to the visiting locker room) for home games or, for road games, in a location designated by the host institution.

UTEP BASKETBALL RADIO SHOW

(all shows from 7-8 p.m. on KOFX 92.3 FM)

Wednesday, Dec. 13 - Pershing Inn
 Wednesday, Dec. 20 - Border City Ale House
 Wednesday, Dec. 27 - Pershing Inn
 Wednesday, Jan. 10 - Border City Ale House
 Wednesday, Jan. 17 - Pershing Inn
 Monday, Jan. 22 - Border City Ale House
 Tuesday, Jan. 30 - Pershing Inn
 Thursday, Feb. 8 - Border City Ale House
 Monday, Feb. 12 - Pershing Inn
 Tuesday, Feb. 20 - Border City Ale House
 Tuesday, Feb. 27 - Pershing Inn
 Sunday, March 4 or Monday, March 5 -
 Border City Ale House

Shows alternate from Ray's Backyard at the Pershing Inn, 2909 Pershing Dr., in central El Paso and from Border City Ale House, 1506 N. Lee Trevino in the Towne Centre Mall, on the east side.

UTEP QUICK FACTS

UNIVERSITY INFORMATION

Location..... El Paso, Texas
 Founded.....1914
 Enrollment.....25,078
 Nickname.....Miners
 Colors.....Dark Blue, Orange, Silver Accent
 ConferenceConference USA
 ArenaDon Haskins Center (12,000)
 PresidentDr. Diana Natalicio
 Director of Athletics.....Bob Stull
 Incoming Director of AthleticsJim Senter

BASKETBALL STAFF

Interim Head Coach.....Phil Johnson
 Assistant Coaches.....Bobby Braswell
Kris Baumann
 Director of Scouting and Player Personnel.....J.A. Anglin
 Director of Basketball OperationsEvan Eustachy

HISTORY

All-Time Record1,375-1,032
 NCAA Appearances.....17 (last in 2010)
 NCAA Titles.....1 (1966)
 NIT Appearances.....11 (last in 2015)

Sam Logwood and junior guard Troy Simons led the Lobos with 14 points each. Senior guard Antino Jackson dished out 10 assists in 18 minutes off the bench. The Lobos have one starter back from last season (Logwood) in their first year under the direction of former NM State head coach Paul Weir. New Mexico has eight newcomers, including six who have seen action in 2017-18 -- Jackson, freshman guard Makuach Maluach, junior guard Chris McNeal, freshman forward/center Vladimir Pinchuk, junior guard/forward Jachai Simmons and Simons. Jackson transferred in from Akron. Simmons came from Midland College and Simons is an import from Polk State. McNeal, who leads the Lobos with 16.6 ppg, was a JUCO All-American at Indian Hills. Logwood averages 15.7 ppg, junior guard Anthony Mathis 10.3 ppg and Simons 10.0 ppg. The Lobos average 11.9 three-point field goals and 31.9 three-point attempts per game led by McNeal (22 threes) and Mathis (20).

SERIES HISTORY

The Miners and the Lobos have played 142 games, with UNM holding a 77-65 edge in the series ledger. UTEP holds a 40-27 advantage in games played in El Paso, including a 17-11 edge in meetings at the Don Haskins Center. UTEP and New Mexico met 66 times as members of the Western Athletic Conference, with the Miners emerging victorious on 32 occasions. UTEP is 4-4 against New Mexico since the Lobos left the Western Athletic Conference for the Mountain West.

MINERS VERSUS THE LOBOS

The UTEP-New Mexico rivalry was only recently renewed, but five members of this year's team saw action in last season's matchup at Albuquerque. **Jake Flaggert**, **Omega Harris**, **Paul Thomas** and **Matt Willms** all started the game, with **Trey Touchet** coming off the bench. Harris scored 22 points, connecting on 7-of-16 shots from the field, 4-of-10 from three-point land and 4-of-4 from the line. Harris also registered two steals. Harris and Willms each blocked a couple of shots. Thomas made 3-of-4 shots and scored six points, while Flaggert recorded three assists.

THE LAST MEETING

Elijah Brown scored 25 points, including the game-winning jumper with five seconds left, as New Mexico edged UTEP, 78-77, on Dec. 7, 2016 at WisePies Arena-The Pit. It was another classic in the long-time rivalry, renewed for the first time in five years. UTEP came back from 21 down in the first half and went toe-to-toe with the Lobos before 11,838 hostile fans, but couldn't hold on to a three-point lead in the final 30 seconds. UTEP trailed 27-6 with a little over 12 minutes remaining in the first half. The Miners outscored the Lobos 27-10 over the next nine minutes to pull within four (37-33) on a three-pointer by **Dominic Artis**. UTEP trailed 47-39 at halftime. The Miners got down 13 early in the second half, but went on an 18-4 run and took their first lead, 62-61, on a three-pointer by **Deon Barrett** with 9:41 left. Neither team led by more than four points in a final 10 minutes that featured four ties and six lead changes. UTEP had its biggest lead of four (72-68) when Barrett made two free throws with 5:19 to go. The Lobos would tie it twice, 72-72 at the four-minute mark and 74-74 with 1:02 to play. Barrett broke the deadlock on a three-pointer with 30 seconds left. Jordan Hunter scored quickly for New Mexico to make it 77-76. Artis was fouled with 18 seconds remaining but missed the front end of the one-and-one, setting up Brown's heroics. Harris scored 14 of his 22 points in the first half. The star of the second half was Barrett, who scored 25 points in 17 minutes and made seven of eight three-pointers. The Miners made 15-of-29 threes, including 9-of-15 in the second half. They assisted on 22 of 27 field goals as Artis recorded 12 dimes to go with 13 points and five steals. Sam Logwood and Hunter scored 11 and 10 points respectively for New Mexico. The Lobos shot 56.8 percent and went 21-for-32 from the line to UTEP's 8-of-14. They outrebounded the Miners 31-26, largely off a 10-1 edge early.

THE LAST MEETING IN EL PASO

J.R. Giddens scored 20 points and grabbed 19 rebounds as New Mexico won its sixth straight game, 86-85 in overtime, on Jan. 2, 2008 at the Haskins Center. Six players scored in double figures for the Lobos, who rallied from a five-point deficit with 3:53 remaining in regulation to force overtime. New Mexico built a 10-point lead in the extra period before holding off a furious rally by the Miners in the final seconds. New Mexico led 80-70 with 1:35 remaining in OT and 82-72 with 1:15 left. Three-pointers by **Randy Culpepper** and **Marvin Kilgore** pulled the Miners to within three points, 85-82, with 20 seconds remaining. Following a turnover by the Lobos' Darren Prentice, UTEP's **Manuel Cass** missed a potential game-tying three pointer. Prentice made a free throw with three seconds left to secure the victory, the Lobos' first in El Paso since the 1997-98 season. UTEP, which had its five-game win streak snapped, was called for 35 fouls, including four technicals. Kilgore and **Stefon Jackson** were both whistled for technical fouls, and UTEP coach **Tony Barbee** was ejected after receiving his second technical with 3:11 remaining in the game. New Mexico shot 37-for-52 from the line, and UTEP was 29-for-42 in a game that lasted two hours and 45 minutes. The Miners were outrebounded 56-45, with the Lobos securing several key offensive rebounds that led to baskets in the final minutes. Culpepper and Jackson led the Miners with 17 points each, Kilgore had 14, and **Tavaris Watts** and **Jeremy Sampson** chipped in with 13 apiece.

WILLMS SIDELINED

Senior center **Matt Willms**, the Miners' leading scorer and rebounder, will be out until mid to late December with a spiral fracture in his right hand. The injury occurred late in the Miners' 76-72 loss to Appala-



TEAM COMPARISON



UTEP	CATEGORY	NEW MEXICO
1-6	Record	3-4
65.6	Scoring Offense	87.4
68.9	Scoring Defense	76.3
-3.3	Scoring Margin	+11.1
.412	Field Goal Pct.	.445
.416	Field Goal Pct. Defense	.435
.297	3-Pt Field Goal Pct.	.372
.382	3-Pt Field Goal Pct. Defense	.348
.656	Free Throw Pct.	.817
5.9	3-Pt Field Goal/Game	11.9
19.7	Free Throw Att/Game	18.7
35.9	Rebound Avg.	34.7
-4.1	Rebound Margin	-5.2
11.4	Assists Avg.	18.3
14.9	Turnovers Avg.	14.3
4.6	Steals Avg.	9.3
4.1	Blocks Avg.	3.9

2017-18 STANDINGS (AS OF 12/1/17)



	CONFERENCE	OVERALL
LA Tech	0-0	5-1
Middle Tennessee	0-0	4-1
Old Dominion	0-0	5-2
WKU	0-0	5-2
UAB	0-0	5-3
UTSA	0-0	5-3
Marshall	0-0	4-3
North Texas	0-0	4-4
Charlotte	0-0	3-3
Florida Atlantic	0-0	3-3
FIU	0-0	3-4
Southern Miss	0-0	3-4
Rice	0-0	2-5
UTEP	0-0	1-6

MINER RANKINGS (AS OF 12/1/17)

TEAM

Category.....Stat..... NCAA C-USA
 Blocks per game..... 4.1..... 98 5

INDIVIDUAL

Name Category Stat .. NCAA .. C-USA
 N/A

chian State on Nov. 19. Willms is averaging 14.8 points, 6.3 rebounds and 2.5 blocks this season, shooting 60.5 percent from the field. He is coming off back-to-back 18-point outings versus South Carolina and Appalachian State in the Puerto Rico Tip-Off at Myrtle Beach. His loss leaves the Miners even more short-handed in the frontcourt, with junior forward **Paul Thomas** and freshman forward **Tirus Smith** the only scholarship players taller than 6-7.

LAST GAME

A.J. Harris scored 18 points, and Jemerrio Jones had a double-double with 11 points and 13 rebounds as NM State dominated UTEP, 80-60, on Thursday at the Haskins Center. The Miners got off to a strong start, building an 11-5 lead in the first few minutes, but after that it was all Aggies. NM State crushed the Miners on the boards (45-25), shot 53.6 percent from the field and scored 20 points off UTEP turnovers – including 16 in the first half. After the fast start by the Miners, NM State regrouped with a 24-5 run to take a 29-16 lead. The Aggies led 37-23 at the half. UTEP's **Keith Frazier** opened the second-half scoring with a three-pointer and the Miners were only down 11 at 37-26. But NMSU scored the next eight points. Every time UTEP crept within 15 points, the Aggies went on another run. The NMSU lead reached as many as 24 points. After the Aggies went ahead 3-0, the Miners scored 11 of the next 13 points. But that was UTEP's only run of the night. The Miners were held to 37.5 percent shooting. **Trey Wade** scored a team-high 11 points. Harris shot 7-for-8 from the field, 2-for-2 from three and 2-for-2 from the line to lead NM State.

TURNING THE PAGE

The Miners would just as soon forget the month of November after posting a record of 1-6, including six losses to Division I opponents with a combined record of 25-9 through Thursday's games. The good news is that the opportunity is there to turn things around, as UTEP will be home for the entire month of December for the first time since 2012. The Miners will play a total of seven home games this month, including tipping off Conference USA play versus North Texas on Dec. 28 and Rice on Dec. 30. It marks only the second time in the modern era (since 1965) that the Miners will launch conference play prior to the new year.

GOOD NEWS FROM THE NMSU GAME

UTEP had a rough night on Thursday against I-10 rival NM State, but there were some positives to come out of the contest. The Miners got to the line a season-high 25 times. They forced 21 turnovers, the highest figure by an opponent in 2017-18. The Miners also got their best performances of the season out of freshman forward **Tirus Smith** (nine points, six rebounds) and junior guard **Trey Touchet** (nine points in 21 minutes off the bench).

WADE LEADS THE WAY

For the third straight game, a freshman led UTEP in scoring as **Trey Wade** put 11 points on the board against NM State on Thursday. Wade also scored a team-best 13 points versus Lamar on Monday. On Nov. 25 at NM State, fellow frosh **Evan Gilyard** tied for team-high honors with 14 points at NM State. UTEP has had a newcomer pace the team in scoring in six of seven games this season. Wade has scored in double figures three times in 2017-18.

FRESHMEN ATOP THE LEADERBOARD

A freshman has led UTEP in scoring in three consecutive games for the first time since Jan. 11-18, 2014, when **Vince Hunter** did so versus Marshall (20 points), Middle Tennessee (20) and UAB (18). Freshmen have scored 128 points for the Miners this season, an average of 18.3 per contest, as **Trey Wade** and **Evan Gilyard** have led the UTEP rookies with 49 and 44 points respectively.

ANOTHER FRESHMAN EMERGES

Tirus Smith posted the best game of his young UTEP career versus NM State on Thursday. The burly Mississippi native collected nine points (tied season high) and six rebounds (season high) in 21 minutes (season high). Smith's playing time has increased to 19 minutes per game following the injury to **Matt Willms**. In the first four games of the season, Smith averaged 12.8 mpg. He has also started two of the last three contests.

BENCH OUTSCORES STARTERS

UTEP received 28 points from its reserves and 24 points from its starters on Monday against Lamar. The Miners dominated the bench scoring line versus the Cardinals, 28-2. No UTEP starter scored in double figures against Lamar, marking the first time that has happened since Dec. 19, 2015 versus NM State. UTEP's bench has outscored the starters twice this season. On Nov. 19 versus Appalachian State, the bench scored 40 points and the starters produced 32 points.

MORE ON THE BENCH STRENGTH

UTEP's bench is averaging 23 points per game this season. UTEP has gotten 40 points from its bench in two games (Louisiana College, Appalachian State). A year ago, the Miners' season high for bench points was 35. Freshman **Trey Wade** is the team leader in bench points in 2017-18 (38, 7.6 ppg). Three Miners



RECORDBOOK WATCH

CAREER POINTS

NAME	YEARS	G	PTS
1. Stefon Jackson	2005-09	125	2,456
2. Randy Culpepper	2007-11	138	2,338
3. Brandon Wolfram	1997-01	114	1,831
4. Antoine Gillespie	1992-95	94	1,706
5. Tim Hardaway	1985-89	124	1,586
6. Julian Washburn	2011-15	130	1,526
7. Nate Archibald	1967-70	73	1,459
8. Dave Feitl	1982-86	125	1,442
9. Roy Smallwood	1999-04	128	1,380
10. Luster Goodwin	1981-85	119	1,327
11. Ralph Davis	1990-94	122	1,315
12. Jim Barnes	1962-64	54	1,308
13. John Tofi	2002-06	117	1,247
14. Anthony Burns	1977-81	110	1,235
15. Jason Williams	2003-06	97	1,225
16. Gary Brewster	1972-76	100	1,213
17. Omar Thomas	2003-05	67	1,211
18. John Bohannon	2010-14	125	1,204
19. Julian Washburn	2011-14	97	1,186
20. Juden Smith	1981-86	117	1,182
21. Fred Reynolds	1979-82, 83-84	112	1,181
22. Charlie Brown	1956-59	67	1,170
23. William Smith	1996-00	107	1,167
24. Johnny Melvin	1988-89, 90-93	129	1,142
25. Sharif Fajardo	1994-99	99	1,118
26. Roshern Amie	1977-81	110	1,118
27. Antonio Davis	1986-90	122	1,117
28. Omega Harris	2014-Present	95	1,107

CAREER 3-POINT FIELD GOALS

NAME	YEARS	G	3FG
1. Randy Culpepper	2007-11	138	318
2. Antoine Gillespie	1992-95	94	168
3. C.J. Cooper	2011-15	126	158
4. Mark Ingles	1994-96	57	140
5. Omega Harris	2014-Present	95	134

CAREER BLOCKS

NAME	YEARS	G	BLK
1. David Van Dyke	1988-92	127	336
2. John Bohannon	2010-14	125	163
3. Dave Feitl	1982-86	125	137
4. George Banks	1993-95	59	122
5. Roy Smallwood	1999-04	128	119
6. John Tofi	2002-06	117	110
7. Ralph Davis	1990-94	122	107
Matt Willms	2013-Present	99	107

CAREER STEALS

NAME	YEARS	G	STL
1. Tim Hardaway	1985-89	124	262
2. Randy Culpepper	2007-11	138	251
3. Julian Stone	2007-11	138	209
4. Jeep Jackson	1983-87	124	165
5. Prince Stewart	87-90, 91-92	129	154
Johnny Melvin	88-89, 90-93	129	154
7. Stefon Jackson	2005-09	125	140
8. Jason Williams	2003-06	97	135
9. Roy Smallwood	1999-04	128	132
10. Wayne Campbell	82-83, 85-86	124	121
David Van Dyke	1988-92	127	121
12. Julian Washburn	2011-15	130	118
13. Eugene Costello	2000-02	63	103
Kimani Jones-Young	1994-97	83	103
15. Quintan Gates	1983-87	120	101
Kevin Henderson	2005-07	61	101
Omega Harris	2014-Present	95	101

have scored in double figures in a game off the bench this season with Osborne (17 points) and **Trey Wade** (10) doing so versus Louisiana College, **Keith Frazier** (25 points) achieving the feat against Appalachian State, and Wade pouring in 13 points in relief versus Lamar.

FIVE LINEUPS

UTEP has utilized five different starting lineups in the first seven games of the season. **Trey Wade** made his first start as a Miner the last time out versus NM State. **Omega Harris** and **Paul Thomas** are the only players to start each of the first seven games. A total of 10 players have made starts in 2017-18 after nine players started last season.

HARRIS HELPING ON THE BOARDS

Senior guard **Omega Harris** has made a name for himself by scoring 1,107 points at UTEP, but this year he has been a factor on the glass as well. Harris has pulled down five or more rebounds in four of seven games; last season he did so only eight times in 31 contests. Against Appalachian State on Nov. 19, Harris led the Miners in rebounding (five) for the first time in his collegiate career. He followed that up by snaring six rebounds at NM State and five versus Lamar. His career-high for boards is 10 versus Charlotte on March 4, 2017. Harris is averaging 4.1 rebounds in 2017-18, third on the team. He averaged 2.0 rebounds as a freshman, 2.5 as a sophomore and 3.6 as a junior.

FRAZIER'S IMPACT

Grad transfer **Keith Frazier** has scored 20+ points twice, has one double-double and another near double-double in the first seven games of the season. He scored 25 points versus Appalachian State, had 22 points and 10 rebounds against Boise State and 13 points/nine boards versus Louisiana College. Frazier is second on the team in scoring (12.9 ppg) and rebounding (5.9 rpg), and third in assists (1.3 apg). Not bad for a guy who had played in only four collegiate games since December of 2015 prior to making his return to the court with the Miners.

FRAZIER'S BIG GAME OFF THE BENCH

Keith Frazier came off the bench for the first time this season versus Appalachian State (Nov. 19) and scored 25 points. It marked the most points by a UTEP reserve since **Deon Barrett** scored 25 off the pine at New Mexico on Dec. 7, 2016. Before that, the last Miner to score 25+ points off the bench in a game was **Randy Culpepper** with 25 against UCF on Feb. 11, 2009.

CHARGE CLUB

While **Jake Flaggert** has traditionally been known as the Miners' resident "charge drawer," a freshman duo has gotten into the act in 2017-18. **Tirus Smith** lead the team with five charges drawn, and **Evan Gilyard** has four. Together they have accounted for 81.8 percent (9-of-11) of the Miners' charges drawn this season.

DEFENSE DOING THE JOB

While the Miners have been inconsistent offensively while dealing with injuries to key players, the defense has been solid through seven games. Opponents are shooting 41.6 percent from the floor, and UTEP has held four of six Division I opponents well below their scoring average coming into the game. Boise State scored 58 points (97.0 ppg coming in), Appalachian State scored 76 points (98.8 ppg), NM State scored 72 points in the first meeting at Las Cruces (79.8 ppg) and Lamar scored 66 points (84.2 ppg).

VETS CARRYING THE LOAD

Including grad transfer **Keith Frazier**, UTEP has received 47.7 percent of its points (219-of-459), 44.2 percent of its rebounds (99-of-224) and 42.5 percent of its assists (34-of-80) from players who are in their final year in the Orange and Blue. The Miners' top three scorers are senior **Matt Willms** (14.8 ppg), Frazier (12.9 ppg) and senior **Omega Harris** (9.4 ppg). If that holds up, UTEP's top three scorers would be seniors for the first time since 2010-11 when the top five scorers (**Randy Culpepper**, **Christian Polk**, **Jeremy Williams**, **Julyan Stone**, **Claude Britten**) were in their final year of eligibility.

OMEGA & THE UTEP CHARTS

Despite being hampered by a back injury, **Omega Harris** has continued his climb up the UTEP career charts in 2017-18. He is currently 28th in scoring with 1,107 points. **Antonio Davis** is his next target on the list (27th place, 1,117 points). Harris is fifth in three-point field goals (134) and chasing **Mark Ingles** (fourth, 140). He is tied for 15th place in steals (101) with **Quintan Gates** and **Kevin Henderson**. With two more takeaways, Harris will move into a tie for 13th place in steals with **Eugene Costello** and **Kimani Jones-Young**.

MATT'S BLOCK PARTY

With 107 career blocks, **Matt Willms** is tied for seventh place in the UTEP record book with **Ralph Davis**. He is in pursuit of **John Tofi**, who sits in sixth place with 110 rejections. Willms has blocked 10 shots in only four games this season, and tied his career-high with five versus Boise State in the Puerto Rico Tip-Off.



JAKE TAKES CHARGE

Jake Flaggert led Conference USA in charges drawn in both 2015-16 (18) and 2016-17 (33). He has taken two charges in limited action this season, giving him 59 in his career.

A NEAR-RECORD

By outscoring Louisiana College 32-0 to start the game in the season opener, UTEP came within two points of tying an NCAA record. On Nov. 29, 1998, Seton Hall led Kean 34-0 to set the standard.

HITTING THE CENTURY MARK

The Miners scored 100 points in a season opener for only the third time against Louisiana College. UTEP scored 109 points versus Fort Lewis and UT-Permian Basin during the 1988-89 and 2003-04 seasons, respectively. The Miners scored 100 points for the 31st time in school history.

THE 2017-18 MINERS

UTEP returns four starters and five letterwinners from last year's squad that started 2-13 before winning 13 of its final 17 games and tying for third place in Conference USA (12-6 mark). UTEP welcomes back five of its top six scorers from the 2016-17 season headlined by senior guard **Omega Harris** (17.0 ppg last season) and senior center **Matt Willms** (11.4 ppg). The only starter lost is **Dominic Artis**, who last year became the first player in school history to lead the team in rebounds (207), assists (187) and steals (60). Artis, a second team All-Conference USA player, collected 15.0 ppg. The Miners have six scholarship newcomers including two players (**Isiah Osborne** and **Trey Wade**) who sat out last season. Also new to the fold are freshmen **Evan Gilyard**, **Kobe Magee** and **Tirus Smith** and graduate transfer **Keith Frazier**.

MINERS PREP FOR SEASON IN COSTA RICA

UTEP got a head start on the 2017-18 campaign by playing three games in Costa Rica in August. The Miners also had 10 days of practices prior to departing for San Jose on Aug. 15. The Miners toured San Jose, visited a local orphanage, sampled the local culture and food, and enjoyed a Zip Line experience in Los Suenos before returning to El Paso on Aug. 21. On the court, the Miners played three teams from Canada, with 12 of the 13 players on the active roster seeing action (**Evan**

UTEP'S RECORD WHEN ...

Overall.....	1-6
Playing at home.....	1-2
Playing on the road.....	0-1
Playing on a neutral court.....	0-3
Playing during the day.....	0-3
Playing at night.....	1-3
Playing C-USA foes.....	0-0
Playing C-USA home games.....	0-0
Playing C-USA road games.....	0-0
Playing C-USA neutral games.....	0-0
Playing non-conference foes.....	1-6
Playing non-conference home games.....	1-2
Playing non-conference road games.....	0-1
Playing non-conference neutral games.....	0-3
Playing on Mondays.....	0-1
Playing on Tuesdays.....	0-0
Playing on Wednesdays.....	0-0
Playing on Thursdays.....	0-1
Playing on Fridays.....	1-2
Playing on Saturdays.....	0-1
Playing on Sundays.....	0-1
Playing in November.....	1-6
Playing in December.....	0-0
Playing in January.....	0-0
Playing in February.....	0-0
Playing in March.....	0-0
Playing in the Central time zone.....	0-0
Playing in the Eastern time zone.....	0-3
Playing in the Mountain time zone.....	1-3
Playing in the Pacific time zone.....	0-0
Playing in the Hawaii time zone.....	0-0
Shooting 50% or better.....	1-0
Shooting 40% or better.....	1-2
Shooting less than 40%.....	0-4
Opponent shoots 50% or better.....	0-1
Opponent shoots 40% or better.....	0-4
Opponent shoots less than 40%.....	1-2
Shooting better than opponent.....	1-1
Shooting equal or worse than opponent.....	0-5
Scoring first.....	1-2
Opponent scores first.....	0-4
Outrebounding opponents.....	1-2
Tied or outrebounded.....	0-4
Ahead at halftime.....	1-0
Behind at halftime.....	0-6
Tied at halftime.....	0-0
Ahead with 5:00 to play.....	1-1
Behind with 5:00 to play.....	0-4
Tied with 5:00 to play.....	0-1
Committing same or less turnovers.....	1-3
Committing more turnovers.....	0-3
Having 10 or more steals.....	0-0
Shooting better than 70% from the line.....	0-1
Scoring less than 70 points.....	0-5
Scoring between 70-79 points.....	0-1
Scoring between 80-89 points.....	0-0
Scoring between 90-99 points.....	0-0
Scoring 100 points or more.....	1-0
Games decided by five points or less.....	0-2
Games decided by 6-10 points.....	0-1
Games decided by 11-19 points.....	0-1
Games decided by 20+ points.....	1-2
Bench outscores opponent's bench.....	1-1
Bench is tied or outscored by opponent's.....	0-5

WINS VS LOSSES

CATEGORY	WINS	LOSSES
Points per game	100.0	59.8
Opponent points per game	50.0	72.0
Field goal pct.	.578	.381
Opponent field goal pct.	.322	.432
3FG percentage	.476	.265
Opponent 3FG percentage	.385	.381
Free throw pct.	.667	.654
Rebounds per game	50.0	33.5
Rebound margin	+19.0	-8.0
Assists per game	22.0	9.7
Turnovers per game	13.0	15.2
Turnover margin	+6.0	-0.7
Steals per game	6.0	4.3
Blocks per game	7.0	3.7



STREAKS

Overall	L6
Home	L2
Road	L1
Neutral Site	L4
vs. C-USA Opponents (all games)	L1
vs. Home Non-C-USA	L2
vs. Home C-USA	W1
vs. Road Non-C-USA	L8
vs. Road C-USA	W5
Overtime	W5
UTEP Scores 100 Points	W14
UTEP Scores 90 Points	W9
UTEP Scores 80 Points	W7
UTEP Scores Less than 80 Points	L7
UTEP Scores Less than 70 Points	L7
Oppts Score 80 Points	L2
UTEP Leads at the Half	W6
UTEP Trails at the Half	L8
UTEP Shoots 50% Field Goals	W7
UTEP Shoots Under 40% Field Goals	L9
Oppts Shoot 50% Field Goals	L7
Oppts Shoot Under 40% Field Goals	L2
UTEP Makes 7 or More 3 FGs	L2
Opponents Make 10 or More 3 FGs	L2
UTEP Makes 20 Free Throws	W7
Oppts Make More Free Throws	L4
UTEP Has More Rebounds	L2
UTEP Has Fewer Turnovers	L3

UTEP VS 2017-18 OPPONENTS

Opponent	Record
Appalachian State	1-1
Boise State	6-6
Charlotte	2-4
FIU	9-1
Florida Atlantic	5-1
Howard	1-0
Illinois State	0-0
Incarnate Word	1-0
Iowa State	1-1
LA College	3-1
Lamar	4-1
LA Tech	10-12
Marshall	11-4
Middle Tennessee	3-3
New Mexico	65-77
NM State	103-112
North Dakota State	0-0
North Texas	9-2
Old Dominion	2-2
Rice	22-11
South Carolina	0-2
Southern Miss	15-12
Tulsa	17-31
UAB	9-9
UNC Wilmington	0-0
UTSA	10-3
Washington State	3-3
Western Michigan	1-0
WKU	1-3

Gilyard was sidelined with a shoulder injury). Sophomore guard **Isiah Osborne** led the team in minutes (94, 31.3 avg.), while seven Miners were on the floor for 50 minutes or more. Osborne and freshman guard **Trey Wade** paced the squad with 11.3 points per game, while senior center **Matt Willms** averaged 9.0 ppg, senior guard **Omega Harris** 8.3 ppg and junior forward **Paul Thomas** 8.3 ppg. Osborne was the leading rebounder with 6.0 per game, while Wade posted a double-double in UTEP's third game versus the University of British Columbia with 16 points and 11 boards.

THE GRADUATES

Two Miners have early earned their degrees and a third is on the way. **Jake Flaggert** received his Marketing degree in May of 2017 and is pursuing his Master's in Business Management. **Matt Willms** received his Communication degree in May of 2016 and is pursuing his Master's in Organizational & Corporate Communication. **Trey Touchet** is on track to graduate on Dec. 16 with a degree in Kinesiology.

UTEP PICKED FIFTH

The Miners are picked to finish fifth in Conference USA this season, based on a preseason vote by league head coaches. Middle Tennessee is projected to win the league (eight first-place votes), followed by UAB (four first-place votes), LA Tech (two first-place votes), Old Dominion, UTEP, WKU, Marshall, Charlotte, UTSA, Southern Miss, North Texas, Florida Atlantic, Rice and FIU.

HARRIS GARNERS PRESEASON ALL-LEAGUE HONORS

Omega Harris is one of 10 players named to the Conference USA Men's Basketball Preseason Team. Joining Harris on the squad are Charlotte's Jon Davis, LA Tech's Jacobi Boykins and Daquan Bracey, Marshall's Jon Elmore, Middle Tennessee's Giddy Potts, Old Dominion's Ahmad Caver, UAB's Chris Cokley and William Lee and WKU's Justin Johnson.

MINERS SIGN FOUR IN NOVEMBER

Jacob Eyman, **Avery Martinez**, **Lamar Norman Jr.** and **Teddy Ochieng** have signed national letters of intent to join the Miner basketball program for the 2018-19 season. A 6-8, 205-pound power forward, Eyman is a senior at Los Alamitos (Calif.) High School. He averaged 13.9 points, 9.9 rebounds and 2.2 blocks as a junior, when he was league MVP and earned a spot on the Press-Telegram Dream Team. He shot 59 percent from the field last season, leading Los Alamitos to a conference title and the quarterfinals of the state playoffs. He is on pace to become Los Alamitos' all-time leading shot blocker (131 blocks in 59 career games entering the 2017-18 season) and a top-five rebounder (428 career boards) in school history. A 6-5, 160-pound shooting guard, Martinez is a senior at Cantwell-Sacred Heart of Mary High School in Montebello, Calif. Originally from Costa Rica, he was a second team Whittier Daily News All-Area selection and second team All-Southern Section (Division I-AA) last season when he averaged 20 points per game. Martinez played with the So-Cal All Stars during the 2017 offseason. A 6-3, 175-pound point guard, Norman is a senior at Godwin Heights High School in Grand Rapids, Mich. He is rated the 10th-best player in the state of Michigan by 247Sports. He averaged 21.2 points per game as a junior, garnering Black Coaches Association of Michigan (BCAM) Class B All-State honors. He has led Godwin Heights to a 68-7 record over the last three seasons, including three conference and district titles and the 2015 state championship. He has averaged 19 points, eight rebounds, 4.5 assists and three steals during his prep career. A 6-8, 200-pound power forward, Ochieng is a teammate of Martinez at Cantwell-Sacred Heart of Mary High School. Originally from Kenya, Ochieng was a member of his country's U-18 team. He is in his first season at Cantwell-Sacred Heart of Mary High School.

MINERS IN THE DHC

UTEP has posted an all-time record of 540-166 in the Don Haskins Center, which opened in 1977.

UP NEXT

The Miners will be off for a week prior to hosting Washington State on Saturday, Dec. 9 at 7 p.m. Overall UTEP will play just one game in the next 16 days following the matchup with New Mexico, prior to taking on Incarnate Word in the DHC on Dec. 19.



2017-18 UTEP ROSTERS

ALPHABETICAL

NO.	NAME	POS.	HT.	WT.	CL-EXP	HOMETOWN (HIGH SCHOOL/PREVIOUS SCHOOL)
34	Brandon Averitt	G	6-1	150	FR-HS	Monrovia, Calif. (Tarbut V' Torah)
11	Jake Flaggert	F	6-7	210	SR-3L	Lucas, Texas (Lovejoy HS)
3	Evan Gilyard	G	5-10	155	FR-HS	Chicago, Ill. (Simeon Career Academy)
2	Omega Harris	G	6-3	175	SR-3L	Bethany, Okla. (Putnam City West HS)
25	Keith Frazier	G	6-5	190	GR-TR	Dallas, Texas (Kimball/SMU/North Texas)
24	Deshaun Highler	G	6-2	165	FR-HS	Riverside, Calif. (JW North HS)
15	Kobe Magee	G	6-1	150	FR-HS	San Antonio, Texas (Brandeis HS)
13	Isiah Osborne	G	6-5	180	SO-TR	Windsor, Ontario, Canada (University of Windsor)
54	Isaiah Rhyanes	C	6-9	210	JR-TR	El Paso, Texas (Andress/El Paso Community College)
4	Tirus Smith	F	6-9	250	FR-HS	Richton, Miss. (Petal HS)
23	Corbin Stephens	G	6-2	180	JR-TR	Cedar Park, Texas (Cedar Park HS/Ranger College)
1	Paul Thomas	F	6-8	210	JR-2L	Humble, Texas (Summer Creek HS)
21	Trey Touchet	G	6-2	190	JR-2L	Lafayette, La. (Saint Thomas More HS)
5	Trey Wade	F/G	6-6	205	FR-HS	Marietta, Ga. (South Cobb HS)
35	Chris White	G	6-2	165	JR-oL	Lawndale, Calif. (Lawndale HS)
41	Matt Willms	C	7-1	240	SR-3L	Leamington, Ontario, Canada (Findlay Prep)

NUMERICAL

NO.	NAME	POS.	HT.	WT.	CL-EXP	HOMETOWN (HIGH SCHOOL/PREVIOUS SCHOOL)
1	Paul Thomas	F	6-8	210	JR-2L	Humble, Texas (Summer Creek HS)
2	Omega Harris	G	6-3	175	SR-3L	Bethany, Okla. (Putnam City West HS)
3	Evan Gilyard	G	5-10	155	FR-HS	Chicago, Ill. (Simeon Career Academy)
4	Tirus Smith	F	6-9	250	FR-HS	Richton, Miss. (Petal HS)
5	Trey Wade	F/G	6-6	205	FR-HS	Marietta, Ga. (South Cobb HS)
11	Jake Flaggert	F	6-7	210	SR-3L	Lucas, Texas (Lovejoy HS)
13	Isiah Osborne	G	6-5	180	SO-TR	Windsor, Ontario, Canada (University of Windsor)
15	Kobe Magee	G	6-1	150	FR-HS	San Antonio, Texas (Brandeis HS)
21	Trey Touchet	G	6-2	190	JR-2L	Lafayette, La. (Saint Thomas More HS)
23	Corbin Stephens	G	6-2	180	JR-TR	Cedar Park, Texas (Cedar Park HS/Ranger College)
24	Deshaun Highler	G	6-2	165	FR-HS	Riverside, Calif. (JW North HS)
25	Keith Frazier	G	6-5	190	GR-TR	Dallas, Texas (Kimball/SMU/North Texas)
34	Brandon Averitt	G	6-1	150	FR-HS	Monrovia, Calif. (Tarbut V' Torah)
35	Chris White	G	6-2	165	JR-oL	Lawndale, Calif. (Lawndale HS)
41	Matt Willms	C	7-1	240	SR-3L	Leamington, Ontario, Canada (Findlay Prep)
54	Isaiah Rhyanes	C	6-9	210	JR-TR	El Paso, Texas (Andress/El Paso Community College)

Interim Head Coach: Phil Johnson (East Central Oklahoma '81)

Assistant Coaches: Bobby Braswell (Cal State Northridge '85), Kris Baumann (Idaho '98)

Director of Scouting and Player Personnel: J.A. Anglin (LSU Shreveport '10)

Director of Basketball Operations: Evan Eustachy (Colorado State '16)



2017-18 RESULTS & LEADERS

DATE	OPPONENT	RESULT	ATTENDANCE	HIGH POINTS	HIGH REBOUNDS	HIGH ASSISTS	HIGH STEALS	HIGH BLOCKS
November (1-6)								
Nov. 10	Louisiana College	W 100-50	5,835	Osborne (17)	Frazier (9)	Gilyard (6)	Gilyard (3)	Smith (3)
Nov. 16	vs. Boise State%	L 56-58	701	Frazier (22)	Frazier (10)	Gilyard (4)	Willms (2)	Willms (5)
Nov. 17	vs. South Carolina%	L 56-80	987	Willms (18)	Willms (6)	Harris (3)	Gilyard (3)	Wade (4)
Nov. 19	vs. Appalachian State%	L 72-76	1,774	Frazier (25)	Harris (5)	Thomas (4)	Harris (2)	Willms (2)
Nov. 25	at NM State	L 63-72	6,069	Gilyard/Thomas (14)	Frazier (7)	Flaggert (3)	Gilyard (2)	N/A
Nov. 27	Lamar	L 52-66	5,855	Wade (13)	Frazier (7)	Harris (5)	Frazier/Wade (1)	Frazier (2)
Nov. 30	NM State	L 60-80	7,078	Wade (11)	Smith (6)	Harris (2)	Touchet (2)	N/A

December (0-0)

Dec. 2	New Mexico							
Dec. 9	Washington State							
Dec. 19	Incarnate Word							
Dec. 21	Howard+							
Dec. 22	UNC Wilmington/North Dakota State+							
Dec. 28	North Texas*							
Dec. 30	Rice*							

January (0-0)

Jan. 4	at Southern Miss*							
Jan. 6	at LA Tech*							
Jan. 11	Florida Atlantic*							
Jan. 13	FIU*							
Jan. 20	at UTSA*							
Jan. 25	at UAB*							
Jan. 27	at Middle Tennessee*							

February (0-0)

Feb. 1	WKU*							
Feb. 3	Marshall*							
Feb. 10	UTSA*							
Feb. 15	at Charlotte*							
Feb. 17	at Old Dominion*							
Feb. 22	LA Tech*							
Feb. 24	Southern Miss*							

March (0-0)

March 1	at Rice*							
March 3	at North Texas*							
March 7-10	TBA#							

% Puerto Rico Tip-Off at Myrtle Beach (Conway, S.C.)

+ WestStar Bank Don Haskins Sun Bowl Invitational

* Conference USA game

Conference USA Championships (Frisco, Texas)



LARGEST LEAD & LARGEST DEFICIT

Date	Opponent	Result	Largest Lead	Largest Deficit	Times Tied	Lead Changes
Nov. 10	Louisiana College	W 100-50	50 (two times)	N/A	0	0
Nov. 16	vs. Boise State%	L 56-58	9 (54-45, 3:23 2nd)	13 (29-16, 5:41 1st)	1	3
Nov. 17	vs. South Carolina%	L 56-80	N/A	32 (three times)	1	0
Nov. 19	vs. Appalachian State%	L 72-76	7 (two times)	14 (42-28, 00:04 1st)	3	4
Nov. 25	at NM State	L 63-72	4 (4-0, 18:20 1st)	14 (51-37, 11:56 2nd)	7	3
Nov. 27	Lamar	L 52-66	N/A	24 (49-25, 18:37 2nd)	0	0
Nov. 30	NM State	L 60-80	6 (11-5, 16:41 1st)	24 (two times)	2	4
Dec. 2	New Mexico					
Dec. 9	Washington State					
Dec. 19	Incarnate Word					
Dec. 21	Howard+					
Dec. 22	UNC Wilmington/North Dakota State+					
Dec. 28	North Texas*					
Dec. 30	Rice*					
Jan. 4	at Southern Miss*					
Jan. 6	at LA Tech*					
Jan. 11	Florida Atlantic*					
Jan. 13	FIU*					
Jan. 20	at UTSA*					
Jan. 25	at UAB*					
Jan. 27	at Middle Tennessee*					
Feb. 1	WKU*					
Feb. 3	Marshall*					
Feb. 10	UTSA*					
Feb. 15	at Charlotte*					
Feb. 17	at Old Dominion*					
Feb. 22	LA Tech*					
Feb. 24	Southern Miss*					
March 1	at Rice*					
March 3	at North Texas*					
March 7-10	TBA#					

% Puerto Rico Tip-Off at Myrtle Beach (Conway, S.C.)

+ WestStar Bank Don Haskins Sun Bowl Invitational

* Conference USA game

Conference USA Championships (Frisco, Texas)



TEAM GAME-BY-GAME STATISTICS

Opponent	W/L	Pts	1st/2nd/OT	Bench	FG-FGA	FG%	3FG	3FG%	FT-FTA	FT%	OF	DE	TOT	PF	A	TO	BLK	S
@ UTEP	W	100	48/52	40	37-64	.578	10-21	.476	16-24	.667	12	38	50	17	22	13	7	6
Louisiana College		50	16/34	24	19-59	.322	10-26	.385	2-13	.154	9	22	31	24	11	19	1	6
UTEP	L	56	22/34	11	21-61	.344	4-18	.222	10-15	.667	14	33	47	14	10	13	8	5
vs. Boise State		58	31/27	23	21-60	.350	8-26	.308	8-13	.615	8	30	38	19	10	9	5	4
UTEP	L	56	24/32	12	19-45	.422	5-13	.385	13-20	.650	6	21	27	24	12	23	6	8
vs. South Carolina		80	50/30	24	27-58	.466	8-24	.333	18-23	.783	13	23	36	20	19	17	2	8
UTEP	L	72	28/44	40	27-59	.458	4-13	.308	14-20	.700	5	24	29	24	14	11	3	5
vs. Appalachian State		76	42/34	41	23-55	.418	10-27	.370	20-32	.625	12	31	43	19	7	15	1	4
UTEP	L	63	22/41	8	21-57	.368	7-24	.292	14-18	.778	2	29	31	22	8	11	0	4
@ NM State		72	29/43	24	25-57	.439	10-26	.385	12-23	.522	10	36	46	23	14	16	4	3
@ UTEP	L	52	25/27	28	21-63	.333	7-26	.269	3-6	.500	12	30	42	15	10	15	5	2
Lamar		66	45/21	2	23-59	.390	9-18	.500	11-17	.647	8	33	41	11	11	9	0	4
@ UTEP	L	60	23/37	22	21-56	.375	4-23	.174	14-25	.560	7	18	25	17	4	18	0	2
NM State		80	37/43	31	30-56	.536	8-18	.444	12-18	.667	9	36	45	20	9	21	0	4
@ UTEP																		
New Mexico																		
@ UTEP																		
Washington State																		
@ UTEP																		
Incarnate Word																		
@ UTEP																		
Howard																		
@ UTEP																		
TBD																		
@ UTEP																		
North Texas																		
@ UTEP																		
Rice																		
UTEP																		
@ Southern Miss																		
UTEP																		
@ LA Tech																		
@ UTEP																		
Florida Atlantic																		
@ UTEP																		
FIU																		
UTEP																		
@ UTSA																		
UTEP																		
@ UAB																		
UTEP																		
@ Middle Tennessee																		
@ UTEP																		
WKU																		
@ UTEP																		
Marshall																		
@ UTEP																		
UTSA																		
UTEP																		
@ Charlotte																		
UTEP																		
@ Old Dominion																		
@ UTEP																		
LA Tech																		
@ UTEP																		
Southern Miss																		
UTEP																		
@ Rice																		
UTEP																		
@ North Texas																		
UTEP																		
vs. TBD																		



GAME-BY-GAME POINTS / REBOUNDS / ASSISTS

Opponent	AVERITT	FLAGGERT	GILYARD	HARRIS	FRAZIER	HIGHLER	MAGEE	OSBORNE
Louisiana College	DNP	2-1-0	7-2-6*	12-5-3*	13-9-4*	DNP	0-2-4	17-4-3*
vs. Boise State	DNP	DNP	2-3-4*	6-2-2*	22-10-1*	DNP	0-1-0	5-6-0
vs. South Carolina	DNP	0-0-0	7-0-2*	10-4-3*	7-1-2*	DNP	0-2-0	4-2-0
vs. Appalachian State	DNP	0-0-0*	4-3-2	10-5-2*	25-3-0	DNP	DNP	5-3-2
at NM State	DNP	2-0-3	14-5-2*	13-6-0*	13-7-2*	DNP	0-0-0	4-3-1
Lamar	DNP	0-3-1	9-2-1	8-5-5*	4-7-0*	DNP	6-5-2	7-2-0*
NM State	DNP	0-0-0	1-1-0	7-2-2*	6-4-0*	3-0-0	0-0-0	5-2-0*
New Mexico								
Washington State								
Incarnate Word								
Howard								
TBD								
North Texas								
Rice								
at Southern Miss								
at LA Tech								
Florida Atlantic								
FIU								
at UTSA								
at UAB								
at Middle Tennessee								
WKU								
Marshall								
UTSA								
at Charlotte								
at Old Dominion								
LA Tech								
Southern Miss								
at Rice								
at North Texas								
vs. TBD								

Opponent	RHYANES	SMITH	STEPHENS	THOMAS	TOUCHET	WADE	WHITE	WILLMS
Louisiana College	DNP	9-5-0	DNP	16-8-1*	2-2-1	10-3-0	DNP	12-7-0*
vs. Boise State	DNP	2-1-1	DNP	4-6-1*	DNP	4-2-0	DNP	11-8-1*
vs. South Carolina	DNP	1-5-0	DNP	2-0-2*	0-0-1	7-2-1	DNP	18-6-1*
vs. Appalachian State	DNP	2-1-1	DNP	4-3-4*	0-0-1*	4-3-0	DNP	18-4-2*
at NM State	DNP	1-3-0*	DNP	14-5-0*	2-0-0	DNP	DNP	DNP
Lamar	DNP	2-5-0*	DNP	3-3-0*	0-1-1	13-5-0	DNP	DNP
NM State	DNP	9-6-0	DNP	9-3-0*	9-1-1	11-4-1*	DNP	DNP
New Mexico								
Washington State								
Incarnate Word								
Howard								
TBD								
North Texas								
Rice								
at Southern Miss								
at LA Tech								
Florida Atlantic								
FIU								
at UTSA								
at UAB								
at Middle Tennessee								
WKU								
Marshall								
UTSA								
at Charlotte								
at Old Dominion								
LA Tech								
Southern Miss								
at Rice								
at North Texas								
vs. TBD								



HIGHS & LOWS

- 2017-18 UTEP HIGHS -

1st Half Points	48 vs. Louisiana College (11-10-17)
2nd Half Points	52 vs. Louisiana College (11-10-17)
Total Points	100 vs. Louisiana College (11-10-17)
Field Goals	37 vs. Louisiana College (11-10-17)
Field Goals Att.	64 vs. Louisiana College (11-10-17)
Field Goal Pct.	.578 vs. Louisiana College (11-10-17)
3pt Field Goals	10 vs. Louisiana College (11-10-17)
3pt Field Goals Att.	26 vs. Lamar (11-27-17)
3pt Field Goal Pct.	.476 vs. Louisiana College (11-10-17)
Free Throws	16 vs. Louisiana College (11-10-17)
Free Throws Att.	25 vs. NM State (11-30-17)
FT Pct.	.778 at NM State (11-25-17)
Off. Rebounds	14 vs. Boise State (11-16-17)
Def. Rebounds	38 vs. Louisiana College (11-10-17)
Total Rebounds	50 vs. Louisiana College (11-10-17)
Assists	22 vs. Louisiana College (11-10-17)
Steals	8 vs. South Carolina (11-17-17)
Blocked Shots	8 vs. Boise State (11-16-17)
Turnovers	23 vs. South Carolina (11-17-17)
Fouls	24 two times

- 2017-18 UTEP LOWS -

1st Half Points	22 two times
2nd Half Points	27 vs. Lamar (11-27-17)
Total Points	52 vs. Lamar (11-27-17)
Field Goals	19 vs. South Carolina (11-17-17)
Field Goals Att.	45 vs. South Carolina (11-17-17)
Field Goal Pct.	.333 vs. Lamar (11-27-17)
3pt Field Goals	4 three times
3pt Field Goals Att.	13 two times
3pt Field Goal Pct.	.174 vs. NM State (11-30-17)
Free Throws	3 vs. Lamar (11-27-17)
Free Throws Att.	6 vs. Lamar (11-27-17)
FT Pct.	.500 vs. Lamar (11-27-17)
Off. Rebounds	2 at NM State (11-25-17)
Def. Rebounds	18 vs. NM State (11-30-17)
Total Rebounds	25 vs. NM State (11-30-17)
Assists	4 vs. NM State (11-30-17)
Steals	2 two times
Blocked Shots	0 vs. NM State (11-30-17)
Turnovers	11 two times
Fouls	14 vs. Boise State (11-16-17)

- 2017-18 OPPONENT HIGHS -

1st Half Points	50 by South Carolina (11-17-17)
2nd Half Points	43 two times
Total Points	80 two times
Field Goals	30 by NM State (11-30-17)
Field Goals Att.	60 by Boise State (11-16-17)
Field Goal Pct.	.536 by NM State (11-30-17)
3pt Field Goals	10 three times
3pt Field Goals Att.	27 by Appalachian State (11-19-17)
3pt Field Goal Pct.	.500 by Lamar (11-27-17)
Free Throws	20 by Appalachian State (11-19-17)
Free Throws Att.	32 by Appalachian State (11-19-17)
FT Pct.	.783 by South Carolina (11-17-17)
Off. Rebounds	13 by South Carolina (11-17-17)
Def. Rebounds	36 two times
Total Rebounds	46 by NM State (11-25-17)
Assists	19 by South Carolina (11-17-17)
Steals	8 by South Carolina (11-17-17)
Blocked Shots	5 by Boise State (11-16-17)
Turnovers	21 by NM State (11-30-17)
Fouls	24 by Louisiana College (11-10-17)

- 2017-18 OPPONENT LOWS -

1st Half Points	16 by Louisiana College (11-10-17)
2nd Half Points	21 by Lamar (11-27-17)
Total Points	50 by Louisiana College (11-10-17)
Field Goals	19 by Louisiana College (11-10-17)
Field Goals Att.	55 by Appalachian State (11-19-17)
Field Goal Pct.	.322 by Louisiana College (11-10-17)
3pt Field Goals	8 three times
3pt Field Goals Att.	18 two times
3pt Field Goal Pct.	.308 by Boise State (11-16-17)
Free Throws	2 by Louisiana College (11-10-17)
Free Throws Att.	13 two times
FT Pct.	.154 by Louisiana College (11-10-17)
Off. Rebounds	8 two times
Def. Rebounds	22 by Louisiana College (11-10-17)
Total Rebounds	31 by Louisiana College (11-10-17)
Assists	7 by Appalachian State (11-19-17)
Steals	3 by NM State (11-25-17)
Blocked Shots	0 two times
Turnovers	9 two times
Fouls	11 by Lamar (11-27-17)

2017-18

MARGIN OF VICTORY/DEFEAT

Margin	Won By	Lost By	Record
1	-	-	-
2	-	1	0-1
3	-	-	-
4	-	1	0-1
5	-	-	-
6	-	-	-
7	-	-	-
8	-	-	-
9	-	1	0-1
10	-	-	-
11	-	-	-
12	-	-	-
13	-	-	-
14	-	1	0-1
15	-	-	-
16	-	-	-
17	-	-	-
18	-	-	-
19	-	-	-
20	-	1	0-1
21	-	-	-
22	-	-	-
23	-	-	-
24	-	1	0-1
25	-	-	-
50	1	-	1-0

Largest Home Win	50 (100-50), LA College (11-10-17)
Largest Home Loss	20 (80-60), NM State (11-30-17)

Largest Road Win	N/A
Largest Road Loss	9 (72-63), NM State (11-25-17)

Largest Neutral Win	N/A
Largest Neutral Loss	24 (80-56), S. Carolina (11-17-17)

UTEP SCORING

	1st Half	2nd Half	OT	Total
UTEP	192	267	0	459
Opponents	250	232	0	482

SCORING AVERAGE

	1st Half	2nd Half	OT	Total
UTEP	27.4	38.1	0.0	65.6
Opponent	35.7	33.1	0.0	68.9



THE LAST TIME IT HAPPENED ...

TEAM

65 percent shooting by a team

UTEP: at FIU (.673, 35-52), 2-25-17

Opponent: at UCF (.702, 40-57), 1-23-08

60 percent shooting by a team

UTEP: at FIU (.673, 35-52), 2-25-17

Opponent: at Oregon State (.605, 26-43), 3-30-09

Less than 30 percent shooting by a team

UTEP: vs. SMU (.292, 21-72), 2-25-09

Opponent: UTSA (.241, 14-58), 1-21-17

60 percent three-point shooting by a team (minimum 10 attempts)

UTEP: at FIU (.636, 7-11), 2-25-17

Opponent: Wake Forest (.619, 13-21), 11-17-16

100 percent free throw shooting by a team (minimum 10 attempts)

UTEP: at Boise State (10-10), 1-1-05

Opponent: Southern Illinois (9-9), 11-27-15

45 made field goals in a game

UTEP: vs. Illinois Tech (46), 12-22-79

60 rebounds in a game

UTEP: vs. Houston Baptist (61), 11-30-91

Opponent: Colorado State (73), 11-28-15

25 assists in a game

UTEP: vs. LA College (29), 11-12-16

Opponent: at UCF (25), 1-23-08

10 blocked shots in a game

UTEP: vs. FIU (10), 3-12-15

Opponent: Kansas (11), 11-30-13

15 steals in a game

UTEP: vs. Norfolk State (18), 12-28-09

Opponent: Vanderbilt (15), 11-25-12

25 turnovers in a game

UTEP: at New Mexico State (27), 12-9-06

Opponent: Western New Mexico (26), 12-28-10

+20 rebound margin

UTEP: vs. LA College (52-29), 11-12-16

Opponent: Old Dominion (51-26), 2-25-16

Scored 100 points

UTEP: vs. Louisiana College (100), 11-10-17

Opponent: Wake Forest (101), 11-17-16

Seven players in double figures

UTEP: vs. Arkansas-Pine Bluff, 12-22-03

Six players in double figures

UTEP: vs. Louisiana College, 11-10-17

Opponent: FIU, 1-12-17

Five starters in double figures

UTEP: vs. Marshall, 3-10-16

Opponent: LA Tech, 1-31-16

70 percent shooting in a half

UTEP: at FIU (.720, 18-25), second half, 2-25-17

Opponent: Wake Forest (.739, 17-23), 2nd half, 11-17-16

65 percent shooting in a half

UTEP: at FIU (.720, 18-25), second half, 2-25-17

Opponent: Wake Forest (.739, 17-23), 2nd half, 11-17-16

70 points in a half

UTEP: vs. New Mexico Highlands (78), 2nd half, 12-30-00

60 points in a half

UTEP: vs. Marshall (65), second half, 1-4-16

Opponent: Wake Forest (63), first half, 11-17-16

INDIVIDUAL

40-point scorer

UTEP: Randy Culpepper vs. East Carolina (45),

2-13-10

Opponent: James Harden, Arizona State (40),

11-30-08

30-point scorer

UTEP: Lee Moore vs. FIU (30), 3-9-16

Opponent: Gian Clavell, Colorado State (35), 11-28-15

Three players with 20 points in a game

UTEP: vs. Fresno State (Roy Smallwood 25,

Jarvis Mullahon 23, Brandon Wolfram 23), 2-12-00

Opponent: Marshall (James Kelly 26, Jon Elmore 21, Ryan

Taylor 20), 1-4-16

A player made 15 field goals

UTEP: Antoine Gillespie at Hawaii (15), 2-17-94

Opponent: Trey Johnson, Jackson State (15),

12-22-06

A player made five three-point field goals

UTEP: Dominic Artis vs. Southern Miss (6), 2-11-17

Opponent: Derail Green, North Texas (7), 2-16-17

A player made 15 free throws

UTEP: Stefon Jackson vs. Marshall (20), 2-14-09

Opponent: Jontae Sherrod, East Carolina (15),

2-23-11

A player had 20 rebounds

UTEP: JoJo Garcia vs. BYU (22), 2-1-97

Opponent: Pascal Siakam, NM State (23), 12-2-15

A player had 15 rebounds

UTEP: Vince Hunter vs. Kent State (16), 12-22-14

Opponent: Brandan Stith, Old Dominion (15), 2-25-16

Two players had double-doubles in a game

UTEP: Omega Harris (27 points-10 rebounds) and

Paul Thomas (15 points-11 rebounds) vs.

Charlotte, 3-4-17

Opponent: Zjori Bosha (18 points-11 rebounds)

and Josh Nzeakor (15 points-12 rebounds),

Lamar, 11-27-17

A player had a double-double (points-rebounds)

UTEP: Keith Frazier vs. Boise State (22 points-10 rebounds),

11-16-17

Opponent: Jemerrio Jones, NM State

(11 points-13 rebounds), 11-30-17

A player had a double-double (points-assists)

UTEP: Dominic Artis vs. Southern Miss

(20 points-10 assists), 2-11-17

Opponent: Cameron Payne, Murray State

(14 points-10 assists), 3-17-15

A player had a triple-double (points-rebounds-assists)

UTEP: Jason Williams vs. Lipscomb (17 points-

11 rebounds-10 assists), 3-14-06

A player had 10 assists in a game

UTEP: Dominic Artis vs. Southern Miss (10), 2-11-17

Opponent: DaQuan Bracey, LA Tech (10), 2-9-17

A player led the team in scoring, rebounding and assists in the same game

UTEP: Dominic Artis vs. Rice

(26 points-10 rebounds-six assists), 3-9-17

Opponent: Tucker Haymond, Western Michigan

(20 points-eight rebounds-six assists), 11-18-16

A player had five steals in a game

UTEP: Omega Harris vs. Charlotte (5), 3-4-17

Opponent: Giddy Potts, Middle Tennessee (5), 3-10-17

A player had five blocked shots in a game

UTEP: Matt Willms vs. Boise State (5), 11-16-17

Opponent: William Lee, UAB (5), 1-9-16

2017-18 UTEP ATTENDANCE

Site	Games	Total	Avg./game
Home	3	18,768	6256.0
Away	1	6,069	6069.0
Neutral	3	3,462	1154.0
Total	7	28,299	4042.7

UTEP BY THE NUMBERS

Total games	2,407 (1,375-1,032)
Seasons of men's basketball	97th
Conference championships	12 (last in 2010)
NCAA Tournament appearances	17 (last in 2010)
NIT appearances	11 (last in 2015)
20-win seasons	26 (last in 2015)
Overtime games	108 (64-44)
UTEP 100-point games	31 (29-2)



CHARTING THE MINERS

Charges Drawn

Tirus Smith	5
Evan Gilyard	4
Jake Flaggert	2
UTEP	11
Opponents	7

Consecutive Games Scored

Omega Harris	67
Matt Willms	36
Paul Thomas	20
Keith Frazier	7
Evan Gilyard	7
Isiah Osborne	7
Trey Wade	6
Tirus Smith	3
DeShaun Highler	1
Trey Touchet	1

Consecutive Games Scoring In Double Figures

Matt Willms	4
Trey Wade	2

Consecutive Games With A 3-Pointer

Keith Frazier	1
Omega Harris	1
Trey Touchet	1
Trey Wade	1

Double Doubles

Player	Season	Career
Keith Frazier	1	1
Paul Thomas	0	6
Omega Harris	0	1
Matt Willms	0	1

Triple Doubles

Player	Season	Career
None		

Double Figure Rebounding Games

Player	Season	Career
Keith Frazier	1	1
Paul Thomas	0	8
Omega Harris	0	1
Matt Willms	0	1

Double Figure Scoring Games

Player	Season	Career
Omega Harris	4	59
Matt Willms	4	30
Keith Frazier	4	4
Trey Wade	3	3
Paul Thomas	2	16
Evan Gilyard	1	1
Isiah Osborne	1	1
Jake Flaggert	0	5
Trey Touchet	0	5

Dunks

Player	Total
Matt Willms	7
Keith Frazier	3
Trey Wade	3
Isiah Osborne	2
Tirus Smith	2
UTEP	17
Opponents	8

Fast Break Points

Opponent	UTEP	Opp.	Margin
Louisiana College	10	2	+8
vs. Boise State	4	2	+2
vs. South Carolina	2	13	-11
vs. Appalachian State	2	2	Even
at NM State	4	6	-2
Lamar	2	0	+2
NM State	0	2	-2
New Mexico			
Washington State			
Incarnate Word			
Howard			
TBD			
North Texas			
Rice			
at Southern Miss			
at LA Tech			
Florida Atlantic			
FIU			
at UTSA			
at UAB			
at Middle Tennessee			
WKU			
Marshall			
UTSA			
at Charlotte			
at Old Dominion			
LA Tech			
Southern Miss			
at Rice			
at North Texas			
Totals	24	27	-3

First Points For UTEP

Omega Harris	3
Evan Gilyard	2
Isiah Osborne	1
Paul Thomas	1

First Substitution For UTEP

Evan Gilyard	2
Tirus Smith	2
Trey Touchet	2
Trey Wade	2
Kobe Magee	1
Isiah Osborne	1

How UTEP Scored Its First Points

Layup	5
Free throw	1
Jumper	1
Dunk	0
Hook shot	0
Runner	0
Three-pointer	0
Tip-in	0

Jump Balls Forced

Matt Willms	2
Jake Flaggert	1
Tirus Smith	1
UTEP	4
Opponents	0

Opening Tip Controlled By . . .

UTEP	1 (1-0)
Opponents	6 (0-6)

Points In The Paint

Opponent	UTEP	Opp.	Margin
Louisiana College	46	18	+28
vs. Boise State	30	20	+10
vs. South Carolina	20	28	-8
vs. Appalachian State	26	14	+12
at NM State	18	26	-8
Lamar	28	20	+8
NM State	26	38	-12
New Mexico			
Washington State			
Incarnate Word			
Howard			
TBD			
North Texas			
Rice			
at Southern Miss			
at LA Tech			
Florida Atlantic			
FIU			
at UTSA			
at UAB			
at Middle Tennessee			
WKU			
Marshall			
UTSA			
at Charlotte			
at Old Dominion			
LA Tech			
Southern Miss			
at Rice			
at North Texas			
Totals	194	162	+32

Points Off Turnovers

Opponent	UTEP	Opp.	Margin
Louisiana College	26	6	+20
vs. Boise State	8	14	-6
vs. South Carolina	15	26	-11
vs. Appalachian State	25	9	+16
at NM State	18	5	+13



CHARTING THE MINERS

Lamar	7	14	-7
NM State	13	20	-7
New Mexico			
Washington State			
Incarnate Word			
Howard			
TBD			
North Texas			
Rice			
at Southern Miss			
at LA Tech			
Florida Atlantic			
FIU			
at UTSA			
at UAB			
at Middle Tennessee			
WKU			
Marshall			
UTSA			
at Charlotte			
at Old Dominion			
LA Tech			
Southern Miss			
at Rice			
at North Texas			
Totals	112	94	+18

Second Chance Points

Opponent	UTEP	Opp.	Margin
Louisiana College	14	11	+3
vs. Boise State	9	3	+6
vs. South Carolina	4	14	-10
vs. Appalachian State	4	9	-5
at NM State	2	6	-4
Lamar	6	8	-2
NM State	11	5	+6
New Mexico			
Washington State			
Incarnate Word			
Howard			
TBD			
North Texas			
Rice			
at Southern Miss			
at LA Tech			
Florida Atlantic			
FIU			
at UTSA			
at UAB			
at Middle Tennessee			
WKU			
Marshall			
UTSA			
at Charlotte			
at Old Dominion			
LA Tech			
Southern Miss			
at Rice			
at North Texas			
Totals	50	56	-6

Three-Point Plays (FG+FT)

Keith Frazier	1
Paul Thomas	1
UTEP	2
Opponents	5

Four-Point Plays

UTEP	0
Opponents	1

Times Led UTEP In Assists

Player	Season	Career
Omega Harris	3	16
Evan Gilyard	2	2
Jake Flaggert	1	4
Paul Thomas	1	3
Trey Touchet	0	2
Matt Willms	0	2

Times Led UTEP In Rebounding

Player	Season	Career
Keith Frazier	4	4
Matt Willms	1	14
Omega Harris	1	1
Tirus Smith	1	1
Paul Thomas	0	14
Jake Flaggert	0	1

Times Led UTEP In Scoring

Player	Season	Career
Keith Frazier	2	2
Trey Wade	2	2
Matt Willms	1	8
Paul Thomas	1	4
Evan Gilyard	1	1
Isiah Osborne	1	1
Omega Harris	0	19

20-Point Games

Player	Season	Career
Keith Frazier	2	2
Omega Harris	0	11
Matt Willms	0	5
Paul Thomas	0	1

30-Point Games

Player	Season	Career
Player	0	0



MISCELLANEOUS STATISTICS

Starting Lineups

Opponent	SG	PG	PF	SF	C
Louisiana College	Harris	Gilyard	Thomas	Frazier*	Willms
vs. Boise State	Harris	Gilyard	Thomas	Frazier*	Willms
vs. South Carolina	Harris	Gilyard	Thomas	Frazier*	Willms
vs. Appalachian State	Harris	Touchet	Thomas	Flaggert	Willms
at NM State	Harris	Gilyard	Smith	Thomas	Frazier*
Lamar	Frazier	Harris	Smith	Thomas	Osborne*
NM State	Frazier	Harris	Thomas	Wade	Osborne*
New Mexico					
Washington State					
Incarinate Word					
Howard					
UNC Wilmington/North Dakota State					
North Texas					
Rice					
at Southern Miss					
at LA Tech					
Florida Atlantic					
FIU					
at UTSA					
at UAB					
at Middle Tennessee					
WKU					
Marshall					
UTSA					
at Charlotte					
at Old Dominion					
LA Tech					
Southern Miss					
at Rice					
at North Texas					

Starting Lineup Records (sorted by win percentage)

Thomas (f) - Willms (c) - Frazier (g) - Harris (g) - Gilyard (g)	1-2
Thomas (f) - Flaggert (f) - Willms (c) - Harris (g) - Touchet (g)	0-1
Thomas (f) - Smith (f) - Frazier (g) - Harris (g) - Gilyard (g)	0-1
Thomas (f) - Smith (f) - Frazier (g) - Harris (g) - Osborne (g)	0-1
Thomas (f) - Wade (f) - Frazier (g) - Harris (g) - Osborne (g)	0-1

^ Started as a third forward

* Started as a third guard

Started as a fourth guard

UTEP Point Production

Grad Transfer	pts	rbs
Keith Frazier	90	41
Totals	90	41
Average	12.9	5.9
Percentage	19.6	18.3

Seniors	pts	rbs
Jake Flaggert	4	4
Omega Harris	66	29
Matt Willms	59	25
Totals	129	58
Average	18.4	8.3
Percentage	28.1	25.9

Juniors	pts	rbs
Paul Thomas	52	28
Trey Touchet	13	4
Totals	65	32
Average	9.3	4.6
Percentage	14.2	14.3

Sophomores	pts	rbs
Isiah Osborne	47	22
Totals	47	22
Average	6.7	3.1
Percentage	10.2	9.8

Freshmen	pts	rbs
Evan Gilyard	44	16
DeShaun Highler	3	0
Kobe Magee	6	10
Tirus Smith	26	26
Trey Wade	49	19
Totals	128	71
Average	18.3	10.1
Percentage	27.9	31.7

UTEP Bench Scoring

Player	Games Off Bench	Points Scored	Avg.
Keith Frazier	1	25	25.0
Trey Wade	5	38	7.6
Isiah Osborne	5	35	7.0
Evan Gilyard	3	14	4.7
Tirus Smith	5	23	4.6
DeShaun Highler	1	3	3.0
Trey Touchet	5	13	2.6
Kobe Magee	6	6	1.0
Jake Flaggert	5	4	0.8
Totals	7	161	23.0
Opponents	7	169	24.1

Crunch Time Free Throws

(Free throws shot in the final three minutes of regulation and overtime of games decided by less than 10 points)

Player	FT-FTA	PCT
Omega Harris	3-3	1.000
Evan Gilyard	2-2	1.000
Paul Thomas	2-2	1.000
Keith Frazier	1-3	.333
Isiah Osborne	1-3	.333
Team	9-13	.692
Opponents	10-20	.500

Miners In Double Figures

UTEP's record when each of the following players score in double figures:

Player	Record
Keith Frazier	1-3
Evan Gilyard	0-1
Omega Harris	1-3
Isiah Osborne	1-0
Paul Thomas	1-1
Trey Wade	1-2
Matt Willms	1-3

Record When . . .

Seven players score in DF	0-0
Six players score in DF	1-0
Five players score in DF	0-0
Four players score in DF	0-1
Three players score in DF	0-1
Two players score in DF	0-2
One player scores in DF	0-2
No players score in DF	0-0

Scoring Breakdown

Player	1st	2nd	OT	Total
Jake Flaggert	0	4	-	4
Keith Frazier	40	50	-	90
Evan Gilyard	34	10	-	44
Omega Harris	28	38	-	66
DeShaun Highler	0	3	-	3
Kobe Magee	3	3	-	6
Isiah Osborne	21	26	-	47
Tirus Smith	6	20	-	26
Paul Thomas	20	32	-	52
Trey Touchet	2	11	-	13
Trey Wade	20	29	-	49
Matt Willms	18	41	-	59
Totals	192	267	-	459



2017-18 BOX SCORES

NM STATE 80, UTEP 60
Nov. 30, 2017 • El Paso, Texas • Don Haskins Center

NM State Player	tot-fg		3-pt		ft		of		rebounds		pf	tp	a	to	blk	s	min
	fg	fga	fg	fga	ft	fta	of	de	tot	tot							
J. Jones	f	4	9	0	0	3	8	2	11	13	0	11	1	3	0	1	29
Wilkins	f	2	2	0	0	0	0	0	2	2	4	4	1	3	0	0	12
Harris	g	7	8	2	2	2	2	0	2	2	1	18	2	2	0	0	22
N'Dir	g	4	9	2	4	0	0	2	2	4	2	10	3	2	0	0	30
Lofton	g	2	6	0	2	2	2	1	4	5	2	6	1	2	0	0	29
K. Jones		3	6	2	5	2	2	0	7	7	2	10	0	2	0	2	19
Buchanan		1	5	1	2	0	0	0	2	2	2	3	1	0	0	0	16
Hadley		1	2	1	2	0	0	0	0	0	0	3	0	1	0	0	3
Miles		2	2	0	0	0	0	1	0	1	0	4	0	0	0	0	3
Chuha		0	3	0	1	3	4	1	1	2	5	3	0	2	0	0	13
Gordon		0	0	0	0	0	0	0	0	0	0	0	0	0	0	0	2
McCants		4	4	0	0	0	0	1	4	5	2	8	0	4	0	1	22
TEAM									1	2							
Totals		30	56	8	18	12	18	9	36	45	20	80	9	21	0	4	200

TOTAL FG%	1st Half: 12-23 52.2%	2nd Half: 18-33 54.5%	Game: 53.6%	DEADBALL
3-Pt FG%	1st Half: 2-8 25.0%	2nd Half: 6-10 60.0%	Game: 44.4%	REBOUNDS
F Throw %	1st Half: 11-14 78.6%	2nd Half: 1-4 25.0%	Game: 66.7%	5

UTEP Player	tot-fg		3-pt		ft		of		rebounds		pf	tp	a	to	blk	s	min
	fg	fga	fg	fga	ft	fta	of	de	tot	tot							
Thomas	f	4	7	0	1	1	3	0	3	3	2	9	0	6	0	0	29
Wade	f	5	10	1	5	0	1	4	0	4	1	8	1	1	0	0	16
Harris	g	3	9	1	6	0	0	1	1	2	3	7	2	3	0	0	31
Osborne	g	2	8	0	2	1	4	0	2	2	1	5	0	0	0	0	33
Frazier	g	2	7	1	5	1	2	0	4	4	4	9	0	2	0	0	21
Gilyard		0	0	0	0	1	2	0	1	1	1	1	0	2	0	0	6
Smith		2	5	0	0	5	7	2	4	6	4	9	0	2	0	0	21
Flaggert		0	1	0	1	0	0	0	0	0	1	0	0	0	0	0	4
Magee		0	2	0	1	0	0	0	0	0	0	0	0	1	0	0	8
Touchet		3	7	1	2	2	2	0	1	1	0	9	1	0	0	2	21
Highler		0	0	0	0	3	4	0	0	0	0	3	0	1	0	0	10
TEAM									0	2	2						
Totals		21	56	4	23	14	25	7	18	25	17	60	4	18	0	2	200

TOTAL FG%	1st Half: 9-26 34.6%	2nd Half: 12-30 40.0%	Game: 37.5%	DEADBALL
3-Pt FG%	1st Half: 2-13 15.4%	2nd Half: 2-10 20.0%	Game: 17.4%	REBOUNDS
F Throw %	1st Half: 3-8 37.5%	2nd Half: 11-17 64.7%	Game: 56.0%	3

Officials: Darron George, Keith Kimble, Marques Pettigrew
Attendance: 7,078
Score by Periods
NM State 37 43 80
UTEP 23 37 60

Points in the paint-UTEP 26, NM State 38. Points off turnovers-UTEP 13, NM State 20.
2nd chance points-UTEP 11, NM State 5. Fast break points-UTEP 0, NM State 2.
Bench points-UTEP 22, NM State 31. Score tied-2 times. Lead changed-4 times.
Last FG-UTEP 2nd-00:28, NM State 2nd-00:18.
Largest lead-UTEP by 6 1st-16:41, NM State by 24 two times.



11 JAKE FLAGGERT

FORWARD • 6-7 • 210 • SR-3L • LUCAS, TEXAS (LOVEJOY HS)



Notes: Has taken a total of 59 charges in his career ... led Conference USA in charges drawn in 2015-16 (18) and 2016-17 (33) ... averaging 0.7 ppg, 0.7 rpg and 11.2 mpg this season ... played 11 minutes off the bench in the opener against Louisiana College and scored two points at the foul line ... collected a steal in 12 reserve minutes versus South Carolina ... made his first start of the season against Appalachian State ... led the Miners with three assists in 20 reserve minutes at NM State ... snared three rebounds in 13 minutes versus Lamar.

2017-18 GAME-BY-GAME

Opponent	FG	Pct.	3FG	Pct.	FT	Pct.	O-D-R	PF	A	TO	B	S	PTS	MIN
N10 Louisiana College	0-0	.000	0-0	.000	2-2	1.000	0-1-1	1	0	0	1	0	2	11
N16 vs. Boise State%							DNP							
N17 vs. South Carolina%	0-0	.000	0-0	.000	0-0	.000	0-0-0	2	0	0	0	1	0	12
N19 vs. Appalachian St.%*	0-0	.000	0-0	.000	0-0	.000	0-0-0	0	0	0	0	0	0	7
N25 at NM State	0-3	.000	0-3	.000	2-2	1.000	0-0-0	4	3	0	0	1	2	20
N27 Lamar	0-0	.000	0-0	.000	0-0	.000	0-3-3	3	1	0	0	0	0	13
N30 NM State	0-1	.000	0-1	.000	0-0	.000	0-0-0	1	0	0	0	0	0	4
Dec. 2 New Mexico														
Dec. 9 Washington State														
Dec. 19 Incarnate Word														
Dec. 21 Howard+														
Dec. 22 TBD+														
Dec. 28 North Texas*														
Dec. 30 Rice*														
Jan. 4 at Southern Miss*														
Jan. 6 at LA Tech*														
Jan. 11 Florida Atlantic*														
Jan. 13 FIU*														
Jan. 20 at UTSA*														
Jan. 25 at UAB*														
Jan. 27 at Middle Tennessee*														
Feb. 1 WKU*														
Feb. 3 Marshall*														
Feb. 10 UTSA*														
Feb. 15 at Charlotte*														
Feb. 17 at Old Dominion*														
Feb. 22 LA Tech*														
Feb. 24 Southern Miss*														
March 1 at Rice*														
March 3 at North Texas*														
March 7 vs. TBD%														

^ denotes starter | * Conference USA game | % Puerto Rico Tip-Off at Myrtle Beach (Conway, S.C.)
+ WestStar Bank Don Haskins Sun Bowl Invitational | # C-USA Championship (Frisco, Texas)

SEASON & CAREER HIGHS

Field Goals	
Season:	N/A
Career:	5, Northern Arizona (12-17-16)
Field Goal Attempts	
Season:	3, at NM State (11-25-17)
Career:	9, Northwestern State (12-3-16)
Three-Point Field Goals	
Season:	N/A
Career:	5, Northern Arizona (12-17-16)
Three-Point Field Goal Attempts	
Season:	3, at NM State (11-25-17)
Career:	8, Mississippi State (11-20-16)
Free Throws	
Season:	2, two times, last at NM State (11-25-17)
Career:	4, Northwestern State (12-3-16)
Free Throw Attempts	
Season:	2, two times, last at NM State (11-25-17)
Career:	6, UAB (2-2-17)
Rebounds	
Season:	3, Lamar (11-27-17)
Career:	9, Maryland Eastern Shore (12-21-16)
Assists	
Season:	3, at NM State (11-25-17)
Career:	3, six times, last at NM State (11-25-17)
Blocks	
Season:	1, Louisiana College (11-10-17)
Career:	2, NM State (12-13-16)
Steals	
Season:	1, two times, last at NM State (11-25-17)
Career:	2, two times, last Loyola (11-14-15)
Points	
Season:	2, two times, last at NM State (11-25-17)
Career:	15, Northern Arizona (12-17-16)
Minutes Played	
Season:	20, at NM State (11-25-17)
Career:	36, two times, last Rice (3-9-17)
Miscellaneous Stats	
Games with double figure points	5
Games with double figure rebounds	0
Double-doubles	0
Games playing 30+ minutes	17



25 KEITH FRAZIER

GUARD • 6-5 • 190 • GR-TR • DALLAS, TEXAS (KIMBALL HS/SMU/NORTH TEXAS)



Notes: Graduate transfer and former McDonald's All-American ranks second on the team in scoring (12.9 ppg) and rebounding (5.9 rpg) ... shooting 42.7 percent from the field, 34.9 percent from outside and 68.8 percent from the charity stripe ... has scored 20+ points twice this season ... posted a near double-double in his first game for the Miners with 13 points, nine rebounds and four assists over 27 minutes versus Louisiana College ... notched his third career double-double against Boise State with 22 points and 10 rebounds ... scored seven points in the first half versus South Carolina before injuring his foot ... came off the bench for the first time this season versus Appalachian State and scored 19 of his 25 points (9-for-14 FGs, 4-for-8 3FGs, 3-for-4 FTs) in the second half ... posted 13 points and seven rebounds at NM State ... netted seven

rebounds and two blocks against Lamar.

SEASON & CAREER HIGHS

Field Goals

Season: 9, Appalachian State (11-19-17)

Career: 9, Appalachian State (11-19-17)

Field Goal Attempts

Season: 16, Boise State (11-16-17)

Career: 16, Boise State (11-16-17)

Three-Point Field Goals

Season: 4, Appalachian State (11-19-17)

Career: 4, Appalachian State (11-19-17)

Three-Point Field Goal Attempts

Season: 9, Boise State (11-16-17)

Career: 9, Boise State (11-16-17)

Free Throws

Season: 5, Boise State (11-16-17)

Career: 5, Boise State (11-16-17)

Free Throw Attempts

Season: 7, Boise State (11-16-17)

Career: 7, Boise State (11-16-17)

Rebounds

Season: 10, Boise State (11-16-17)

Career: 10, Boise State (11-16-17)

Assists

Season: 4, Louisiana College (11-10-17)

Career: 4, Louisiana College (11-10-17)

Blocks

Season: 2, Lamar (11-27-17)

Career: 2, Lamar (11-27-17)

Steals

Season: 1, three times, last Lamar (11-27-17)

Career: 1, three times, last Lamar (11-27-17)

Points

Season: 25, Appalachian State (11-19-17)

Career: 25, Appalachian State (11-19-17)

Minutes Played

Season: 36, Lamar (11-27-17)

Career: 36, Lamar (11-27-17)

Miscellaneous Stats

Games with double figure points	4
Games with double figure rebounds	1
Double-doubles	1
Games playing 30+ minutes	4

2017-18 GAME-BY-GAME

Opponent	FG	Pct.	3FG	Pct.	FT	Pct.	O-D-R	PF	A	TO	B	S	PTS	MIN
N10 Louisiana College [^]	5-10	.500	3-7	.429	0-0	.000	2-7-9	1	4	6	0	0	13	27
N16 vs. Boise State [%] [^]	7-16	.438	3-9	.333	5-7	.714	0-10-10	2	1	2	1	1	22	34
N17 vs. South Carolina [%] [^]	3-5	.600	1-3	.333	0-0	.000	0-1-1	1	2	1	0	0	7	14
N19 vs. Appalachian St. [%]	9-14	.643	4-8	.500	3-4	.750	0-3-3	0	0	1	0	1	25	33
N25 at NM State [^]	4-13	.308	3-7	.429	2-3	.667	0-7-7	2	2	2	0	0	13	34
N27 Lamar [^]	2-10	.200	0-4	.000	0-0	.000	3-4-7	2	0	3	2	1	4	36
N30 NM State [^]	2-7	.286	1-5	.200	1-2	.500	0-4-4	4	0	2	0	0	6	21
Dec. 2 New Mexico														
Dec. 9 Washington State														
Dec. 19 Incarnate Word														
Dec. 21 Howard+														
Dec. 22 TBD+														
Dec. 28 North Texas [^]														
Dec. 30 Rice [^]														
Jan. 4 at Southern Miss [^]														
Jan. 6 at LA Tech [^]														
Jan. 11 Florida Atlantic [^]														
Jan. 13 FIU [^]														
Jan. 20 at UTSA [^]														
Jan. 25 at UAB [^]														
Jan. 27 at Middle Tennessee [^]														
Feb. 1 WKU [^]														
Feb. 3 Marshall [^]														
Feb. 10 UTSA [^]														
Feb. 15 at Charlotte [^]														
Feb. 17 at Old Dominion [^]														
Feb. 22 LA Tech [^]														
Feb. 24 Southern Miss [^]														
March 1 at Rice [^]														
March 3 at North Texas [^]														
March 7 vs. TBD [%]														

[^] denotes starter | ^{*} Conference USA game | [%] Puerto Rico Tip-Off at Myrtle Beach (Conway, S.C.)

+ WestStar Bank Don Haskins Sun Bowl Invitational | # C-USA Championship (Prisco, Texas)



3 EVAN GILYARD

GUARD • 5-10 • 155 • FR-HS • CHICAGO, ILL. (SIMEON CAREER ACADEMY)



Notes: Has started four of seven games, averaging 6.3 ppg, 2.3 rpg, 2.4 apg and 1.1 spg ... leads the Miners in assists (17) and steals (eight) ... shooting 42.1 percent from the field and 80 percent from the line ... started in his Miner debut against Louisiana College, collecting seven points, six assists and three steals in 22 minutes ... played 24 minutes versus Boise State with four assists ... tallied seven points, two assists and three steals against South Carolina ... came off the bench for the first time in 2017-18 versus Appalachian State with four points, three rebounds and two assists in 21 minutes ... scored in double figures for the first time at the college level at NM State, tying for team high with 14 points ... added five rebounds and two steals against the Aggies ... made three first-half three-pointers versus Lamar.

2017-18 GAME-BY-GAME

Opponent	FG	Pct.	3FG	Pct.	FT	Pct.	O-D-R	PF	A	TO	B	S	PTS	MIN
N10 Louisiana College^	3-5	.600	0-2	.000	1-2	.500	0-2-2	3	6	2	0	3	7	22
N16 vs. Boise State%^	1-7	.143	0-3	.000	0-0	.000	0-3-3	3	4	1	0	0	2	24
N17 vs. South Carolina%^	2-4	.500	1-2	.500	2-2	1.000	0-0-0	1	2	5	0	3	7	22
N19 vs. Appalachian St. %	1-3	.333	0-0	.000	2-2	1.000	0-3-3	3	2	3	0	0	4	21
N25 at NM State^	6-13	.462	0-5	.000	2-2	1.000	0-5-5	3	2	5	0	2	14	33
N27 Lamar	3-6	.500	3-4	.750	0-0	.000	0-2-2	0	1	0	0	0	9	10
N30 NM State	0-0	.000	0-0	.000	1-2	.500	0-1-1	1	0	2	0	0	1	6
Dec. 2 New Mexico														
Dec. 9 Washington State														
Dec. 19 Incarnate Word														
Dec. 21 Howard+														
Dec. 22 TBD+														
Dec. 28 North Texas*														
Dec. 30 Rice*														
Jan. 4 at Southern Miss*														
Jan. 6 at LA Tech*														
Jan. 11 Florida Atlantic*														
Jan. 13 FIU*														
Jan. 20 at UTSA*														
Jan. 25 at UAB*														
Jan. 27 at Middle Tennessee*														
Feb. 1 WKU*														
Feb. 3 Marshall*														
Feb. 10 UTSA*														
Feb. 15 at Charlotte*														
Feb. 17 at Old Dominion*														
Feb. 22 LA Tech*														
Feb. 24 Southern Miss*														
March 1 at Rice*														
March 3 at North Texas*														
March 7 vs. TBD%														

^ denotes starter | * Conference USA game | % Puerto Rico Tip-Off at Myrtle Beach (Conway, S.C.)
+ WestStar Bank Don Haskins Sun Bowl Invitational | # C-USA Championship (Prisco, Texas)

SEASON & CAREER HIGHS

Field Goals	
Season:	6, at NM State (11-25-17)
Career:	6, at NM State (11-25-17)
Field Goal Attempts	
Season:	13, at NM State (11-25-17)
Career:	13, at NM State (11-25-17)
Three-Point Field Goals	
Season:	3, Lamar (11-27-17)
Career:	3, Lamar (11-27-17)
Three-Point Field Goal Attempts	
Season:	5, at NM State (11-25-17)
Career:	5, at NM State (11-25-17)
Free Throws	
Season:	2, three times, last at NM State (11-25-17)
Career:	2, three times, last at NM State (11-25-17)
Free Throw Attempts	
Season:	2, five times, last NM State (11-30-17)
Career:	2, five times, last NM State (11-30-17)
Rebounds	
Season:	5, at NM State (11-25-17)
Career:	5, at NM State (11-25-17)
Assists	
Season:	6, Louisiana College (11-10-17)
Career:	6, Louisiana College (11-10-17)
Blocks	
Season:	N/A
Career:	N/A
Steals	
Season:	3, two times, last South Carolina (11-17-17)
Career:	3, two times, last South Carolina (11-17-17)
Points	
Season:	14, at NM State (11-25-17)
Career:	14, at NM State (11-25-17)
Minutes Played	
Season:	33, at NM State (11-25-17)
Career:	33, at NM State (11-25-17)
Miscellaneous Stats	
Games with double figure points	1
Games with double figure rebounds	0
Double-doubles	0
Games playing 30+ minutes	1



2 OMEGA HARRIS

GUARD • 6-3 • 175 • SR-3L • BETHANY, OKLA. (PUTNAM CITY WEST HS)



Notes: Preseason All-Conference USA ... has scored 1,107 points at UTEP, 28th in school history ... fifth in the Miner record book with 134 three-point field goals ... tied for 15th in steals with 101 ... despite battling a back injury, averaging 9.4 ppg, 4.1 rpg, 2.4 apg and 0.7 spg this season ... shooting 37.3 percent from the floor, 20.8 percent from three and 84.6 percent from the line ... has started all seven games ... scored 12 points in the opener against Louisiana College ... played the full 40 minutes versus Boise State with six points ... recorded 10 points, four rebounds and a pair of steals against South Carolina ... tallied five points and two steals versus Appalachian State while leading the Miners in rebounding for the first time in his career with five ... tallied 13 points and six rebounds at NM State ... collected five assists and five

rebounds against Lamar.

2017-18 GAME-BY-GAME

Opponent	FG	Pct.	3FG	Pct.	FT	Pct.	O-D-R	PF	A	TO	B	S	PTS	MIN
N10 Louisiana College^	4-9	.444	2-5	.400	2-2	1.000	0-5-5	1	3	1	0	0	12	24
N16 vs. Boise State%^	3-10	.300	0-2	.000	0-0	.000	1-1-2	1	2	1	0	1	6	40
N17 vs. South Carolina%^	4-7	.571	1-2	.500	1-2	.500	0-4-4	3	3	4	0	2	10	25
N19 vs. Appalachian St.%^	3-8	.375	0-1	.000	4-5	.800	0-5-5	2	2	1	1	2	10	29
N25 at NM State^	4-11	.364	1-3	.333	4-4	1.000	0-6-6	2	0	1	0	0	13	34
N27 Lamar^	4-13	.308	0-5	.000	0-0	.000	1-4-5	2	5	2	1	0	8	32
N30 NM State^	3-9	.333	1-6	.167	0-0	.000	1-1-2	3	2	3	0	0	7	31
Dec. 2 New Mexico														
Dec. 9 Washington State														
Dec. 19 Incarnate Word														
Dec. 21 Howard+														
Dec. 22 TBD+														
Dec. 28 North Texas*														
Dec. 30 Rice*														
Jan. 4 at Southern Miss*														
Jan. 6 at LA Tech*														
Jan. 11 Florida Atlantic*														
Jan. 13 FIU*														
Jan. 20 at UTSA*														
Jan. 25 at UAB*														
Jan. 27 at Middle Tennessee*														
Feb. 1 WKU*														
Feb. 3 Marshall*														
Feb. 10 UTSA*														
Feb. 15 at Charlotte*														
Feb. 17 at Old Dominion*														
Feb. 22 LA Tech*														
Feb. 24 Southern Miss*														
March 1 at Rice*														
March 3 at North Texas*														
March 7 vs. TBD%														

^ denotes starter | * Conference USA game | % Puerto Rico Tip-Off at Myrtle Beach (Conway, S.C.)
+ WestStar Bank Don Haskins Sun Bowl Invitational | # C-USA Championship (Frisco, Texas)


SEASON & CAREER HIGHS

Field Goals	
Season:	4, four times, last Lamar (11-27-17)
Career:	9, three times, last UAB (2-2-17)
Field Goal Attempts	
Season:	13, Lamar (11-27-17)
Career:	19, Charlotte (3-4-17)
Three-Point Field Goals	
Season:	2, Louisiana College (11-10-17)
Career:	5, two times, last at FIU (2-11-16)
Three-Point Field Goal Attempts	
Season:	6, NM State (11-30-17)
Career:	11, at Southern Miss (1-7-17)
Free Throws	
Season:	4, two times, last at NM State (11-25-17)
Career:	10, Charlotte (3-4-17)
Free Throw Attempts	
Season:	5, Appalachian State (11-19-17)
Career:	12, Charlotte (3-4-17)
Rebounds	
Season:	6, at NM State (11-25-17)
Career:	10, Charlotte (3-4-17)
Assists	
Season:	5, Lamar (11-27-17)
Career:	5, four times, last Lamar (11-27-17)
Blocks	
Season:	1, two times, last Lamar (11-27-17)
Career:	2, two times, last at New Mexico (12-7-16)
Steals	
Season:	2, two times, last Appalachian State (11-19-17)
Career:	5, Charlotte (3-4-17)
Points	
Season:	13, at NM State (11-25-17)
Career:	27, Charlotte (3-4-17)
Minutes Played	
Season:	40, Boise State (11-16-17)
Career:	46, FIU (1-12-17)
Miscellaneous Stats	
Games with double figure points	59
Games with double figure rebounds	1
Double-doubles	1
Games playing 30+ minutes	62



24 DESHAUN HIGHLER

GUARD • 6-2 • 165 • FR-HS • RIVERSIDE, CALIF. (JW NORTH HS)



Notes: Walk-on made his UTEP debut against NM State and went 3-for-4 from the line in 10 minutes.

SEASON & CAREER HIGHS

Field Goals	
Season:	N/A
Career:	N/A

Field Goal Attempts	
Season:	N/A
Career:	N/A

Three-Point Field Goals	
Season:	N/A
Career:	N/A

Three-Point Field Goal Attempts	
Season:	N/A
Career:	N/A

Free Throws	
Season:	3, NM State (11-30-17)
Career:	3, NM State (11-30-17)

Free Throw Attempts	
Season:	4, NM State (11-30-17)
Career:	4, NM State (11-30-17)

Rebounds	
Season:	N/A
Career:	N/A

Assists	
Season:	N/A
Career:	N/A

Blocks	
Season:	N/A
Career:	N/A

Steals	
Season:	N/A
Career:	N/A

Points	
Season:	3, NM State (11-30-17)
Career:	3, NM State (11-30-17)

Minutes Played	
Season:	10, NM State (11-30-17)
Career:	10, NM State (11-30-17)

Miscellaneous Stats	
Games with double figure points	0
Games with double figure rebounds	0
Double-doubles	0
Games playing 30+ minutes	0

2017-18 GAME-BY-GAME

Opponent	FG	Pct.	3FG	Pct.	FT	Pct.	O-D-R	PF	A	TO	B	S	PTS	MIN
N10 Louisiana College							DNP							
N16 vs. Boise State%							DNP							
N17 vs. South Carolina%							DNP							
N19 vs. Appalachian St.%							DNP							
N25 at NM State							DNP							
N27 Lamar							DNP							
N30 NM State	0-0	.000	0-0	.000	3-4	.750	0-0-0	0	0	1	0	0	3	10
Dec. 2 New Mexico														
Dec. 9 Washington State														
Dec. 19 Incarnate Word														
Dec. 21 Howard+														
Dec. 22 TBD+														
Dec. 28 North Texas*														
Dec. 30 Rice*														
Jan. 4 at Southern Miss*														
Jan. 6 at LA Tech*														
Jan. 11 Florida Atlantic*														
Jan. 13 FIU*														
Jan. 20 at UTSA*														
Jan. 25 at UAB*														
Jan. 27 at Middle Tennessee*														
Feb. 1 WKU*														
Feb. 3 Marshall*														
Feb. 10 UTSA*														
Feb. 15 at Charlotte*														
Feb. 17 at Old Dominion*														
Feb. 22 LA Tech*														
Feb. 24 Southern Miss*														
March 1 at Rice*														
March 3 at North Texas*														
March 7 vs. TBD%														

^ denotes starter | * Conference USA game | % Puerto Rico Tip-Off at Myrtle Beach (Conway, S.C.)
+ WestStar Bank Don Haskins Sun Bowl Invitational | # C-USA Championship (Frisco, Texas)



15 KOBE MAGEE

GUARD • 6-1 • 150 • FR-HS • SAN ANTONIO, TEXAS (BRANDEIS HS)



Notes: Has filled a reserve role in six games ... averaging 1.0 points, 1.7 rebounds and 1.0 assists ... played 17 turnover-free minutes in the season opener versus Louisiana College ... posted four assists against the Wildcats ... saw his most extensive action of the season to date versus Lamar with six points, five rebounds and two assists over 25 minutes.

SEASON & CAREER HIGHS

Field Goals

Season: 2, Lamar (11-27-17)
Career: 2, Lamar (11-27-17)

Field Goal Attempts

Season: 5, Lamar (11-27-17)
Career: 5, Lamar (11-27-17)

Three-Point Field Goals

Season: 2, Lamar (11-27-17)
Career: 2, Lamar (11-27-17)

Three-Point Field Goal Attempts

Season: 5, Lamar (11-27-17)
Career: 5, Lamar (11-27-17)

Free Throws

Season: N/A
Career: N/A

Free Throw Attempts

Season: N/A
Career: N/A

Rebounds

Season: 5, Lamar (11-27-17)
Career: 5, Lamar (11-27-17)

Assists

Season: 4, Louisiana College (11-10-17)
Career: 4, Louisiana College (11-10-17)

Blocks

Season: N/A
Career: N/A

Steals

Season: N/A
Career: N/A

Points

Season: 6, Lamar (11-27-17)
Career: 6, Lamar (11-27-17)

Minutes Played

Season: 25, Lamar (11-27-17)
Career: 25, Lamar (11-27-17)

Miscellaneous Stats

Games with double figure points 0
Games with double figure rebounds 0
Double-doubles 0
Games playing 30+ minutes 0

2017-18 GAME-BY-GAME

Opponent	FG	Pct.	3FG	Pct.	FT	Pct.	O-D-R	PF	A	TO	B	S	PTS	MIN
N10 Louisiana College	0-1	.000	0-0	.000	0-0	.000	0-2-2	1	4	0	0	0	0	17
N16 vs. Boise State%	0-0	.000	0-0	.000	0-0	.000	0-1-1	1	0	0	0	0	0	0+
N17 vs. South Carolina%	0-1	.000	0-0	.000	0-0	.000	0-2-2	0	0	1	0	0	0	15
N19 vs. Appalachian St.%							DNP							
N25 at NM State	0-0	.000	0-0	.000	0-0	.000	0-0-0	1	0	0	0	0	0	1
N27 Lamar	2-5	.400	2-5	.400	0-0	.000	3-2-5	0	2	4	0	0	6	25
N30 NM State	0-2	.000	0-1	.000	0-0	.000	0-0-0	0	0	1	0	0	0	8
Dec. 2 New Mexico														
Dec. 9 Washington State														
Dec. 19 Incarnate Word														
Dec. 21 Howard+														
Dec. 22 TBD+														
Dec. 28 North Texas*														
Dec. 30 Rice*														
Jan. 4 at Southern Miss*														
Jan. 6 at LA Tech*														
Jan. 11 Florida Atlantic*														
Jan. 13 FIU*														
Jan. 20 at UTSA*														
Jan. 25 at UAB*														
Jan. 27 at Middle Tennessee*														
Feb. 1 WKU*														
Feb. 3 Marshall*														
Feb. 10 UTSA*														
Feb. 15 at Charlotte*														
Feb. 17 at Old Dominion*														
Feb. 22 LA Tech*														
Feb. 24 Southern Miss*														
March 1 at Rice*														
March 3 at North Texas*														
March 7 vs. TBD%														

^ denotes starter | * Conference USA game | % Puerto Rico Tip-Off at Myrtle Beach (Conway, S.C.)
+ WestStar Bank Don Haskins Sun Bowl Invitational | # C-USA Championship (Prisco, Texas)



13 ISIAH OSBORNE

GUARD • 6-5 • 180 • SO-TR • WINDSOR, ONTARIO, CANADA (UNIVERSITY OF WINDSOR)



Notes: Contributing 6.7 ppg, 3.1 rpg, 0.9 apg and 0.7 spg this season ... has a .378 field goal percentage, .467 three-point percentage and .429 free throw percentage ... has started the last two games ... led the team in scoring (17 points) in his first game for the Miners against Louisiana College ... made 7-of-10 shots and 3-of-4 three pointers in only 17 minutes off the bench versus the Wildcats ... posted five points, six rebounds and a steal in 22 minutes against Boise State ... scored four points versus South Carolina and five against Appalachian State ... chipped in with four points and three rebounds at NM State ... made his first start for UTEP versus Lamar and scored seven points in 15 minutes.

SEASON & CAREER HIGHS

Field Goals

Season: 7, Louisiana College (11-10-17)
Career: 7, Louisiana College (11-10-17)

Field Goal Attempts

Season: 10, Louisiana College (11-10-17)
Career: 10, Louisiana College (11-10-17)

Three-Point Field Goals

Season: 3, Louisiana College (11-10-17)
Career: 3, Louisiana College (11-10-17)

Three-Point Field Goal Attempts

Season: 4, Louisiana College (11-10-17)
Career: 4, Louisiana College (11-10-17)

Free Throws

Season: 2, Lamar (11-27-17)
Career: 2, Lamar (11-27-17)

Free Throw Attempts

Season: 4, NM State (11-30-17)
Career: 4, NM State (11-30-17)

Rebounds

Season: 6, Boise State (11-16-17)
Career: 6, Boise State (11-16-17)

Assists

Season: 3, Louisiana College (11-10-17)
Career: 3, Louisiana College (11-10-17)

Blocks

Season: 1, South Carolina (11-17-17)
Career: 1, South Carolina (11-17-17)

Steals

Season: 1, five times, last at NM State (11-25-17)
Career: 1, five times, last at NM State (11-25-17)

Points

Season: 17, Louisiana College (11-10-17)
Career: 17, Louisiana College (11-10-17)

Minutes Played

Season: 33, NM State (11-30-17)
Career: 33, NM State (11-30-17)

Miscellaneous Stats

Games with double figure points	1
Games with double figure rebounds	0
Double-doubles	0
Games playing 30+ minutes	1

2017-18 GAME-BY-GAME

Opponent	FG	Pct.	3FG	Pct.	FT	Pct.	O-D-R	PF	A	TO	B	S	PTS	MIN
N10 Louisiana College	7-10	.700	3-4	.750	0-0	.000	1-3-4	3	3	2	0	1	17	17
N16 vs. Boise State%	2-7	.286	1-2	.500	0-0	.000	2-4-6	1	0	1	0	1	5	22
N17 vs. South Carolina%	1-4	.250	1-2	.500	1-2	.500	0-2-2	1	0	1	1	1	4	24
N19 vs. Appalachian St.%	2-6	.333	0-1	.000	1-3	.333	1-2-3	3	2	2	0	1	5	24
N25 at NM State	1-6	.167	1-2	.500	1-2	.500	0-3-3	1	1	0	0	1	4	20
N27 Lamar*	2-4	.500	1-2	.500	2-3	.667	0-2-2	0	0	1	0	0	7	15
N30 NM State*	2-8	.250	0-2	.000	1-4	.250	0-2-2	1	0	0	0	0	5	33
Dec. 2 New Mexico														
Dec. 9 Washington State														
Dec. 19 Incarnate Word														
Dec. 21 Howard+														
Dec. 22 TBD+														
Dec. 28 North Texas*														
Dec. 30 Rice*														
Jan. 4 at Southern Miss*														
Jan. 6 at LA Tech*														
Jan. 11 Florida Atlantic*														
Jan. 13 FIU*														
Jan. 20 at UTSA*														
Jan. 25 at UAB*														
Jan. 27 at Middle Tennessee*														
Feb. 1 WKU*														
Feb. 3 Marshall*														
Feb. 10 UTSA*														
Feb. 15 at Charlotte*														
Feb. 17 at Old Dominion*														
Feb. 22 LA Tech*														
Feb. 24 Southern Miss*														
March 1 at Rice*														
March 3 at North Texas*														
March 7 vs. TBD%														

^ denotes starter | * Conference USA game | % Puerto Rico Tip-Off at Myrtle Beach (Conway, S.C.)

+ WestStar Bank Don Haskins Sun Bowl Invitational | # C-USA Championship (Frisco, Texas)



4 TIRUS SMITH

FORWARD • 6-9 • 250 • FR-HS • RICHTON, MISS. (PETAL HS)



Notes: Averaging 3.7 ppg, 3.7 rpg and 0.6 bpg ... team leader in blocks (three) and free throw attempts (six) while adding nine points and five rebounds in 19 minutes versus Louisiana College ... scored two points in nine minutes against Boise State ... snared five rebounds in 13 minutes versus South Carolina ... made his first career start at NM State, playing 17 minutes with three rebounds ... tallied five boards against Lamar ... put together a productive 21 minutes versus NM State with nine points and six rebounds.

SEASON & CAREER HIGHS

Field Goals

Season: 3, Louisiana College (11-10-17)
Career: 3, Louisiana College (11-10-17)

Field Goal Attempts

Season: 6, Appalachian State (11-19-17)
Career: 6, Appalachian State (11-19-17)

Three-Point Field Goals

Season: N/A
Career: N/A

Three-Point Field Goal Attempts

Season: 1, Appalachian State (11-19-17)
Career: 1, Appalachian State (11-19-17)

Free Throws

Season: 5, NM State (11-30-17)
Career: 5, NM State (11-30-17)

Free Throw Attempts

Season: 7, NM State (11-30-17)
Career: 7, NM State (11-30-17)

Rebounds

Season: 6, NM State (11-30-17)
Career: 6, NM State (11-30-17)

Assists

Season: 1, two times, last Appalachian State (11-19-17)
Career: 1, two times, last Appalachian State (11-19-17)

Blocks

Season: 3, Louisiana College (11-10-17)
Career: 3, Louisiana College (11-10-17)

Steals

Season: 1, South Carolina (11-17-17)
Career: 1, South Carolina (11-17-17)

Points

Season: 9, two times, last NM State (11-30-17)
Career: 9, two times, last NM State (11-30-17)

Minutes Played

Season: 21, NM State (11-30-17)
Career: 21, NM State (11-30-17)

Miscellaneous Stats

Games with double figure points	0
Games with double figure rebounds	0
Double-doubles	0
Games playing 30+ minutes	0

2017-18 GAME-BY-GAME

Opponent	FG	Pct.	3FG	Pct.	FT	Pct.	O-D-R	PF	A	TO	B	S	PTS	MIN
N10 Louisiana College	3-5	.600	0-0	.000	3-6	.500	4-1-5	2	0	0	3	0	9	19
N16 vs. Boise State%	1-1	1.000	0-0	.000	0-0	.000	1-0-1	1	1	1	1	0	2	9
N17 vs. South Carolina%	0-4	.000	0-0	.000	1-2	.500	1-4-5	5	0	2	0	1	1	13
N19 vs. Appalachian St.%	1-6	.167	0-1	.000	0-1	.000	1-0-1	3	1	0	0	0	2	10
N25 at NM State^	0-0	.000	0-0	.000	1-3	.333	0-3-3	5	0	1	0	0	1	17
N27 Lamar^	1-3	.333	0-0	.000	0-1	.000	3-2-5	1	0	1	0	0	2	19
N30 NM State	2-5	.400	0-0	.000	5-7	.714	2-4-6	4	0	2	0	0	9	21
Dec. 2 New Mexico														
Dec. 9 Washington State														
Dec. 19 Incarnate Word														
Dec. 21 Howard+														
Dec. 22 TBD+														
Dec. 28 North Texas*														
Dec. 30 Rice*														
Jan. 4 at Southern Miss*														
Jan. 6 at LA Tech*														
Jan. 11 Florida Atlantic*														
Jan. 13 FIU*														
Jan. 20 at UTSA*														
Jan. 25 at UAB*														
Jan. 27 at Middle Tennessee*														
Feb. 1 WKU*														
Feb. 3 Marshall*														
Feb. 10 UTSA*														
Feb. 15 at Charlotte*														
Feb. 17 at Old Dominion*														
Feb. 22 LA Tech*														
Feb. 24 Southern Miss*														
March 1 at Rice*														
March 3 at North Texas*														
March 7 vs. TBD%														

^ denotes starter | * Conference USA game | % Puerto Rico Tip-Off at Myrtle Beach (Conway, S.C.)

+ WestStar Bank Don Haskins Sun Bowl Invitational | # C-USA Championship (Frisco, Texas)



1 PAUL THOMAS

FORWARD • 6-8 • 210 • JR-2L • HUMBLE, TEXAS (SUMMER CREEK HS)



Notes: Has started all seven games, averaging 7.4 ppg and 4.0 rpg ... shooting 40.8 percent from the field and 71.4 percent from the line ... scored 16 points (6-for-7 FGs, 4-for-5 FTs) with eight rebounds and two steals in the opener against Louisiana College ... corraled six rebounds versus Boise State ... scored four points with four assists against Appalachian State ... made the first two three-pointers of his college career at NM State, part of a 14-point showing ... added five rebounds versus the Aggies ... scored nine points in the rematch against NMSU.

SEASON & CAREER HIGHS

Field Goals	
Season:	6, Louisiana College (11-10-17)
Career:	10, at North Texas (2-16-17)
Field Goal Attempts	
Season:	10, at NM State (11-25-17)
Career:	16, at North Texas (2-16-17)
Three-Point Field Goals	
Season:	2, at NM State (11-25-17)
Career:	2, at NM State (11-25-17)
Three-Point Field Goal Attempts	
Season:	4, at NM State (11-25-17)
Career:	4, at NM State (11-25-17)
Free Throws	
Season:	4, Louisiana College (11-10-17)
Career:	5, three times, last UTSA (1-21-17)
Free Throw Attempts	
Season:	5, Louisiana College (11-10-17)
Career:	9, FIU (1-12-17)

2017-18 GAME-BY-GAME

Opponent	FG	Pct.	3FG	Pct.	FT	Pct.	O-D-R	PF	A	TO	B	S	PTS	MIN
N10 Louisiana College^	6-7	.857	0-0	.000	4-5	.800	1-7-8	2	1	0	0	2	16	17
N16 vs. Boise State%^	2-8	.250	0-1	.000	0-0	.000	1-5-6	2	1	2	0	0	4	34
N17 vs. South Carolina%^	0-3	.000	0-1	.000	2-2	1.000	0-0-0	4	2	1	0	1	2	14
N19 vs. Appalachian St.^^	2-6	.333	0-0	.000	0-0	.000	1-2-3	4	4	1	0	0	4	24
N25 at NM State^	5-10	.500	2-4	.500	2-2	1.000	0-5-5	4	0	1	0	0	14	30
N27 Lamar^	1-8	.125	0-1	.000	1-2	.500	0-3-3	5	0	1	1	0	3	20
N30 NM State^	4-7	.571	0-1	.000	1-3	.333	0-3-3	2	0	6	0	0	9	29
Dec. 2 New Mexico														
Dec. 9 Washington State														
Dec. 19 Incarnate Word														
Dec. 21 Howard+														
Dec. 22 TBD+														
Dec. 28 North Texas*														
Dec. 30 Rice*														
Jan. 4 at Southern Miss*														
Jan. 6 at LA Tech*														
Jan. 11 Florida Atlantic*														
Jan. 13 FIU*														
Jan. 20 at UTSA*														
Jan. 25 at UAB*														
Jan. 27 at Middle Tennessee*														
Feb. 1 WKU*														
Feb. 3 Marshall*														
Feb. 10 UTSA*														
Feb. 15 at Charlotte*														
Feb. 17 at Old Dominion*														
Feb. 22 LA Tech*														
Feb. 24 Southern Miss*														
March 1 at Rice*														
March 3 at North Texas*														
March 7 vs. TBD%														


^ denotes starter | * Conference USA game | % Puerto Rico Tip-Off at Myrtle Beach (Conway, S.C.)
+ WestStar Bank Don Haskins Sun Bowl Invitational | # C-USA Championship (Frisco, Texas)

Rebounds	
Season:	8, Louisiana College (11-10-17)
Career:	14, at North Texas (2-16-17)
Assists	
Season:	4, Appalachian State (11-19-17)
Career:	5, two times, last at FIU (2-25-17)
Blocks	
Season:	1, Lamar (11-27-17)
Career:	3, Sam Houston State (12-22-15)
Steals	
Season:	2, Louisiana College (11-10-17)
Career:	3, two times, last at FIU (2-25-17)
Points	
Season:	16, Louisiana College (11-10-17)
Career:	23, at North Texas (2-16-17)
Minutes Played	
Season:	34, Boise State (11-16-17)
Career:	47, FIU (1-12-17)
Miscellaneous Stats	
Games with double figure points	16
Games with double figure rebounds	8
Double-doubles	6
Games playing 30+ minutes	9



21 TREY TOUCHET

GUARD • 6-2 • 190 • JR-2L • LAFAYETTE, LA. (SAINT THOMAS MORE HS)



Notes: Averaging 2.2 ppg, 0.7 rpg and 0.8 apg in six appearances ... saw six minutes of court time in the opener against Louisiana College with two points, two rebounds and an assist ... made his first start of the season versus Appalachian State ... scored two points at NM State ... gave the Miners 21 solid minutes off the bench in the rematch against the Aggies with nine points and two steals.

SEASON & CAREER HIGHS

Field Goals

Season: 3, NM State (11-30-17)
Career: 4, LA College (11-12-16)

Field Goal Attempts

Season: 7, NM State (11-30-17)
Career: 7, four times, last NM State (11-30-17)

Three-Point Field Goals

Season: 1, NM State (11-30-17)
Career: 3, Northwestern State (12-3-16)

Three-Point Field Goal Attempts

Season: 2, two times, last NM State (11-30-17)
Career: 7, Southeastern Louisiana (11-23-16)

Free Throws

Season: 2, two times, last NM State (11-30-17)
Career: 6, FIU (1-12-17)

Free Throw Attempts

Season: 2, two times, last NM State (11-30-17)
Career: 6, FIU (1-12-17)

Rebounds

Season: 2, Louisiana College (11-10-17)
Career: 5, at North Texas (2-16-17)

Assists

Season: 1, five times, last NM State (11-30-17)
Career: 3, five times, last at FIU (2-25-17)

Blocks

Season: N/A
Career: 1, two times, last vs. Southern Illinois (11-27-15)

Steals

Season: 2, NM State (11-30-17)
Career: 2, six times, last NM State (11-30-17)

Points

Season: 9, NM State (11-30-17)
Career: 13, Northwestern State (12-3-16)

Minutes Played

Season: 21, NM State (11-30-17)
Career: 35, at North Texas (2-16-17)

Miscellaneous Stats

Games with double figure points	5
Games with double figure rebounds	0
Double-doubles	0
Games playing 30+ minutes	3

2017-18 GAME-BY-GAME

Opponent	FG	Pct.	3FG	Pct.	FT	Pct.	O-D-R	PF	A	TO	B	S	PTS	MIN
N10 Louisiana College	0-0	.000	0-0	.000	2-2	1.000	0-2-2	1	1	0	0	0	2	6
N16 vs. Boise State%							DNP							
N17 vs. South Carolina%	0-1	.000	0-0	.000	0-0	.000	0-0-0	1	1	3	0	0	0	6
N19 vs. Appalachian St.%*	0-0	.000	0-0	.000	0-0	.000	0-0-0	0	1	1	0	0	0	6
N25 at NM State	1-1	1.000	0-0	.000	0-0	.000	0-0-0	0	0	1	0	0	2	11
N27 Lamar	0-2	.000	0-2	.000	0-0	.000	0-1-1	0	1	1	0	0	0	10
N30 NM State	3-7	.429	1-2	.500	2-2	1.000	0-1-1	0	1	0	0	2	9	21
Dec. 2 New Mexico														
Dec. 9 Washington State														
Dec. 19 Incarnate Word														
Dec. 21 Howard+														
Dec. 22 TBD+														
Dec. 28 North Texas*														
Dec. 30 Rice*														
Jan. 4 at Southern Miss*														
Jan. 6 at LA Tech*														
Jan. 11 Florida Atlantic*														
Jan. 13 FIU*														
Jan. 20 at UTSA*														
Jan. 25 at UAB*														
Jan. 27 at Middle Tennessee*														
Feb. 1 WKU*														
Feb. 3 Marshall*														
Feb. 10 UTSA*														
Feb. 15 at Charlotte*														
Feb. 17 at Old Dominion*														
Feb. 22 LA Tech*														
Feb. 24 Southern Miss*														
March 1 at Rice*														
March 3 at North Texas*														
March 7 vs. TBD%														

^ denotes starter | * Conference USA game | % Puerto Rico Tip-Off at Myrtle Beach (Conway, S.C.)

+ WestStar Bank Don Haskins Sun Bowl Invitational | # C-USA Championship (Frisco, Texas)



5 TREY WADE

FORWARD/GUARD • 6-6 • 205 • FR-HS • MARIETTA, GA. (SOUTH COBB HS)



Notes: Collecting 8.2 ppg, 3.2 rpg and 1.2 bpg ... second on the squad in blocks (seven) ... has a .444 field goal percentage, .313 three-point percentage and .500 free throw percentage ... scored 10 points with a couple of three-point field goals in his Miner debut versus Louisiana College ... netted seven points and four blocks against South Carolina ... missed the NM State game with a hyperextended knee ... made his first career start versus Lamar and led the Miners with 13 points ... scored in double figures for a second consecutive game against NM State with 11 points.

SEASON & CAREER HIGHS

Field Goals	
Season:	6, Lamar (11-27-17)
Career:	6, Lamar (11-27-17)

Field Goal Attempts	
Season:	12, Lamar (11-27-17)
Career:	12, Lamar (11-27-17)

Three-Point Field Goals	
Season:	2, Louisiana College (11-10-17)
Career:	2, Louisiana College (11-10-17)

Three-Point Field Goal Attempts	
Season:	5, NM State (11-30-17)
Career:	5, NM State (11-30-17)

Free Throws	
Season:	2, two times, last Boise State (11-16-17)
Career:	2, two times, last Boise State (11-16-17)

Free Throw Attempts	
Season:	4, Louisiana College (11-10-17)
Career:	4, Louisiana College (11-10-17)

Rebounds	
Season:	5, Lamar (11-27-17)
Career:	5, Lamar (11-27-17)

Assists	
Season:	1, two times, last NM State (11-30-17)
Career:	1, two times, last NM State (11-30-17)

Blocks	
Season:	4, South Carolina (11-17-17)
Career:	4, South Carolina (11-17-17)

Steals	
Season:	1, two times, last Lamar (11-27-17)
Career:	1, two times, last Lamar (11-27-17)

Points	
Season:	13, Lamar (11-27-17)
Career:	13, Lamar (11-27-17)

Minutes Played	
Season:	23, South Carolina (11-17-17)
Career:	23, South Carolina (11-17-17)

Miscellaneous Stats	
Games with double figure points	3
Games with double figure rebounds	0
Double-doubles	0
Games playing 30+ minutes	0

2017-18 GAME-BY-GAME

Opponent	FG	Pct.	3FG	Pct.	FT	Pct.	O-D-R	PF	A	TO	B	S	PTS	MIN
N10 Louisiana College	3-7	.429	2-3	.667	2-4	.500	0-3-3	0	0	1	1	0	10	20
N16 vs. Boise State%	1-5	.200	0-1	.000	2-2	1.000	2-0-2	1	0	0	1	0	4	7
N17 vs. South Carolina%	3-6	.500	1-3	.333	0-1	.000	1-1-2	3	1	0	4	0	7	23
N19 vs. Appalachian St.%	2-5	.400	0-1	.000	0-0	.000	0-3-3	4	0	0	0	1	4	13
N25 at NM State							DNP							
N27 Lamar^	6-12	.500	1-3	.333	0-0	.000	2-3-5	2	0	2	1	1	13	20
N30 NM State^	5-10	.500	1-5	.200	0-1	.000	4-0-4	1	1	1	0	0	11	16
Dec. 2 New Mexico														
Dec. 9 Washington State														
Dec. 19 Incarnate Word														
Dec. 21 Howard+														
Dec. 22 TBD+														
Dec. 28 North Texas*														
Dec. 30 Rice*														
Jan. 4 at Southern Miss*														
Jan. 6 at LA Tech*														
Jan. 11 Florida Atlantic*														
Jan. 13 FIU*														
Jan. 20 at UTSA*														
Jan. 25 at UAB*														
Jan. 27 at Middle Tennessee*														
Feb. 1 WKU*														
Feb. 3 Marshall*														
Feb. 10 UTSA*														
Feb. 15 at Charlotte*														
Feb. 17 at Old Dominion*														
Feb. 22 LA Tech*														
Feb. 24 Southern Miss*														
March 1 at Rice*														
March 3 at North Texas*														
March 7 vs. TBD%														

^ denotes starter | * Conference USA game | % Puerto Rico Tip-Off at Myrtle Beach (Conway, S.C.)
+ WestStar Bank Don Haskins Sun Bowl Invitational | # C-USA Championship (Frisco, Texas)



41 MATT WILLMS

CENTER • 7-1 • 240 • SR-3L • LEAMINGTON, ONTARIO, CANADA (FINDLAY PREP)



Notes: Currently out with a fractured hand ... expected to return in mid to late December ... tied for seventh in UTEP history in blocked shots (107) ... leads the team with 10 blocked shots this season ... second on the team in scoring (14.8 ppg) and first in rebounding (6.3 rpg), blocks (2.5 bpg) and field goal percentage (.605) ... has started all four games ... contributed 12 points, seven rebounds and two blocks in the opener against Louisiana College ... tallied 11 points, eight rebounds, five blocks and two steals versus Boise State ... team-high 18 points with six boards against South Carolina ... also scored 18 points with a couple of blocks versus Appalachian State.

SEASON & CAREER HIGHS

Field Goals

Season: 7, Appalachian State (11-19-17)
Career: 13, at WKU (1-26-17)

Field Goal Attempts

Season: 11, Appalachian State (11-19-17)
Career: 16, at WKU (1-26-17)

Three-Point Field Goals

Season: N/A
Career: N/A

Three-Point Field Goal Attempts

Season: 1, Appalachian State (11-19-17)
Career: 1, Appalachian State (11-19-17)

Free Throws

Season: 6, South Carolina (11-17-17)
Career: 6, four times, last South Carolina (11-17-17)

Free Throw Attempts

Season: 9, South Carolina (11-17-17)
Career: 12, Mississippi State (11-20-16)

Rebounds

Season: 8, Boise State (11-16-17)
Career: 11, Mississippi State (11-20-16)

Assists

Season: 2, Appalachian State (11-19-17)
Career: 4, SE Louisiana (12-16-14)

Blocks

Season: 5, Boise State (11-16-17)
Career: 5, two times, last Boise State (11-16-17)

Steals

Season: 2, Boise State (11-16-17)
Career: 4, Florida Atlantic (2-13-14)

Points

Season: 18, two times, last Appalachian State (11-19-17)
Career: 27, at WKU (1-26-17)

Minutes Played

Season: 33, Appalachian State (11-19-17)
Career: 38, at North Texas (2-16-17)

Miscellaneous Stats

Games with double figure points	29
Games with double figure rebounds	1
Double-doubles	1
Games playing 30+ minutes	15

2017-18 GAME-BY-GAME

Opponent	FG	Pct.	3FG	Pct.	FT	Pct.	O-D-R	PF	A	TO	B	S	PTS	MIN
N10 Louisiana College [^]	6-10	.600	0-0	.000	0-1	.000	4-3-7	2	0	1	2	0	12	20
N16 vs. Boise State [^]	4-7	.571	0-0	.000	3-6	.500	3-5-8	2	1	3	5	2	11	30
N17 vs. South Carolina [^]	6-10	.600	0-0	.000	6-9	.667	2-4-6	3	1	3	1	0	18	32
N19 vs. Appalachian St. [%]	7-11	.636	0-1	.000	4-5	.800	1-3-4	5	2	2	2	0	18	33
N25 at NM State							DNP							
N27 Lamar							DNP							
N30 NM State														
Dec. 2 New Mexico														
Dec. 9 Washington State														
Dec. 19 Incarnate Word														
Dec. 21 Howard ⁺														
Dec. 22 TBD ⁺														
Dec. 28 North Texas [*]														
Dec. 30 Rice [*]														
Jan. 4 at Southern Miss [*]														
Jan. 6 at LA Tech [*]														
Jan. 11 Florida Atlantic [*]														
Jan. 13 FIU [*]														
Jan. 20 at UTSA [*]														
Jan. 25 at UAB [*]														
Jan. 27 at Middle Tennessee [*]														
Feb. 1 WKU [*]														
Feb. 3 Marshall [*]														
Feb. 10 UTSA [*]														
Feb. 15 at Charlotte [*]														
Feb. 17 at Old Dominion [*]														
Feb. 22 LA Tech [*]														
Feb. 24 Southern Miss [*]														
March 1 at Rice [*]														
March 3 at North Texas [*]														
March 7 vs. TBD [%]														

[^] denotes starter | ^{*} Conference USA game | [%] Puerto Rico Tip-Off at Myrtle Beach (Conway, S.C.)

⁺ WestStar Bank Don Haskins Sun Bowl Invitational | [#] C-USA Championship (Frisco, Texas)



2017-18 STATISTICS

2017-18 UTEP Basketball UTEP Combined Team Statistics (as of Dec 01, 2017) All games

RECORD:	OVERALL	HOME	AWAY	NEUTRAL
ALL GAMES	1-6	1-2	0-1	0-3
CONFERENCE	0-0	0-0	0-0	0-0
NON-CONFERENCE	1-6	1-2	0-1	0-3

##	Player	gp-gs	min	avg	Total		3-Point		F-Throw		Rebounds				pf	dq	a	to	blk	stl	pts	avg
					fg-fga	fg%	3fg-fga	3fg%	ft-fa	ft%	off	def	tot	avg								
41	WILLMS, Matt	4-4	115	28.8	23-38	.605	0-1	.000	13-21	.619	10	15	25	6.3	12	1	4	9	10	2	59	14.8
25	FRAZIER, Keith	7-6	199	28.4	32-75	.427	15-43	.349	11-16	.688	5	36	41	5.9	12	0	9	17	3	3	90	12.9
02	HARRIS, Omega	7-7	215	30.7	25-67	.373	5-24	.208	11-13	.846	3	26	29	4.1	14	0	17	13	2	5	66	9.4
05	WADE, Trey	6-1	99	16.5	20-45	.444	5-16	.313	4-8	.500	9	10	19	3.2	11	0	2	4	7	2	49	8.2
01	THOMAS, Paul	7-7	168	24.0	20-49	.408	2-8	.250	10-14	.714	3	25	28	4.0	23	1	8	12	1	2	52	7.4
13	OSBORNE, Isiah	7-2	155	22.1	17-45	.378	7-15	.467	6-14	.429	4	18	22	3.1	10	0	6	7	1	5	47	6.7
03	GILYARD, Evan	7-4	138	19.7	16-38	.421	4-16	.250	8-10	.800	0	16	16	2.3	14	0	17	18	0	8	44	6.3
04	SMITH, Tirus	7-2	108	15.4	8-24	.333	0-1	.000	10-20	.500	12	14	26	3.7	21	2	2	7	4	1	26	3.7
24	HIGHLER, DeShaun	1-0	10	10.0	0-0	.000	0-0	.000	3-4	.750	0	0	0	0.0	0	0	0	1	0	0	3	3.0
21	TOUCHET, Trey	6-1	60	10.0	4-11	.364	1-4	.250	4-4	1.000	0	4	4	0.7	2	0	5	6	0	2	13	2.2
15	MAGEE, Kobe	6-0	66	11.0	2-9	.222	2-6	.333	0-0	.000	3	7	10	1.7	3	0	6	6	0	0	6	1.0
11	FLAGGERT, Jake	6-1	67	11.2	0-4	.000	0-4	.000	4-4	1.000	0	4	4	0.7	12	0	4	0	1	2	4	0.7
Team											9	18	27					4				
Total.....		7	1400		167-405	.412	41-138	.297	84-128	.656	58	193	251	35.9	134	4	80	104	29	32	459	65.6
Opponents.....		7	1400		168-404	.416	63-165	.382	83-139	.597	69	211	280	40.0	136	-	81	106	13	33	482	68.9

TEAM STATISTICS	UTEP	OPP
SCORING	459	482
Points per game	65.6	68.9
Scoring margin	-3.3	-
FIELD GOALS-ATT	167-405	168-404
Field goal pct	.412	.416
3 POINT FG-ATT	41-138	63-165
3-point FG pct	.297	.382
3-pt FG made per game	5.9	9.0
FREE THROWS-ATT	84-128	83-139
Free throw pct	.656	.597
F-Throws made per game	12.0	11.9
REBOUNDS	251	280
Rebounds per game	35.9	40.0
Rebounding margin	-4.1	-
ASSISTS	80	81
Assists per game	11.4	11.6
TURNOVERS	104	106
Turnovers per game	14.9	15.1
Turnover margin	+0.3	-
Assist/turnover ratio	0.8	0.8
STEALS	32	33
Steals per game	4.6	4.7
BLOCKS	29	13
Blocks per game	4.1	1.9
ATTENDANCE	18768	9531
Home games-Avg/Game	3-6256	1-6069
Neutral site-Avg/Game	-	3-1154

Date	Opponent		Score	Att.
11/10/17	LOUISIANA COLLEGE	W	100-50	5835
11/16/17	vs Boise State	L	56-58	701
11/17/17	vs South Carolina	L	56-80	987
11/19/17	vs Appalachian State	L	72-76	1774
11/25/17	at New Mexico State	L	63-72	6069
11/27/17	LAMAR	L	52-66	5855
11/30/17	NEW MEXICO STATE	L	60-80	7078

* - Conference game

Score by Periods	1st	2nd	Totals
UTEP	192	267	459
Opponents	250	232	482