



# THE UNIVERSITY OF NEW MEXICO LOBO FOOTBALL

## ATHLETIC COMMUNICATIONS

Frank Mercogliano, Asst. A.D. for Communications  
Email: fmercog@unm.edu  
Cell Phone: 505-410-4844  
Twitter: @fmmmercogliano  
www.GoLobos.com

1939 Sun Bowl \* 1944 Sun Bowl \* 1946 Sun Bowl \* 1947 Harbor Bowl \* 1961 Aviation Bowl \* 1997 Insight.com Bowl \* 2002 Las Vegas Bowl \*  
2003 Las Vegas Bowl \* 2004 Emerald Bowl \* 2006 New Mexico Bowl \* 2007 New Mexico Bowl \* 2015 Gildan New Mexico Bowl \* 2016 Gildan New Mexico Bowl

### Game 6

Date ..... Friday, October 11  
Time ..... 6:02 pm Mountain Time  
Location ..... Albuquerque, N.M.  
Venue ..... Dreamstyle Stadium  
Capacity ..... 39,224  
Television ..... CBS Sports Network  
Series Record ..... Colorado State leads 41-25  
In Albuquerque ..... Colorado State leads 20-14  
In Fort Collins ..... Colorado State leads 19-11  
On a neutral field ..... Colorado State leads 2-0  
Current Streak ..... Colorado State 9  
Last Meeting in Albuquerque ..... 10/24/15, CSU 27-24  
Last Meeting in Fort Collins ..... 10/1/16, CSU 20-18



### New Mexico

#### Lobos

Record: 2-3 MW: 0-1

Head Coach: Bob Davie  
UNM Record: 35-57 (8th Year)  
Career Record: 70-82 (13th Year)



### Colorado State

#### Rams

Record: 1-5 MW: 0-2

Head Coach: Mike Bobo  
CSU Record: 25-32 (5th season)  
Career Record: 25-32 (5th season)

### Broadcast Info

#### TV: CBS Sports Network

Play-by-Play ..... John Sadak  
Analyst ..... Randy Cross  
Sideline Reporter ..... None

#### RADIO: Lobo Radio Network

(770 KKOB-AM flagship in Albuquerque)  
(Sirius XM Internet Only, 965)

Play-by-Play ..... Robert Portnoy  
Analyst ..... DonTrell Moore  
Sideline Reporter ..... Ned James

## 2019 Schedule



### Sam Houston St.

Series Record is now ..... 1-1  
Site ..... Dreamstyle Stadium (39,224)  
TV ..... Mountain West Network  
Radio ..... Lobo Radio Network



### at Liberty

Series Record is now ..... 0-2  
Site ..... Williams Stadium (25,000)  
TV ..... ESPN+  
Radio ..... Lobo Radio Network



### at Wyoming

Series Record ..... 34-37  
Site ..... War Memorial Stadium (29,121)  
TV ..... AT&T Sports Net  
Radio ..... Lobo Radio Network



### Air Force

Series Record ..... 14-22  
Site ..... Dreamstyle Stadium (39,224)  
TV ..... AT&T Sports Net  
Radio ..... Lobo Radio Network



### at 9/9 Notre Dame

Series Record is now ..... 0-1  
Site ..... Notre Dame Stadium (77,622)  
TV ..... NBC  
Radio ..... Lobo Radio Network




### at San Jose State

Series Record is now ..... 5-13-1  
Site ..... CEFCU Stadium (30,456)  
TV ..... CBS Sports Network  
Radio ..... Lobo Radio Network



### NR/RV Hawai'i

Series Record ..... 10-14  
Site ..... Dreamstyle Stadium (39,224)  
TV ..... Spectrum/Facebook  
Radio ..... Lobo Radio Network



### at 14/14 Boise State

Series Record ..... 1-8  
Site ..... Albertsons Stadium (36,387)  
TV ..... ESPN Family  
Radio ..... Lobo Radio Network



### New Mexico State

Series Record is now ..... 72-33-5  
Site ..... Dreamstyle Stadium (39,224)  
TV ..... AT&T Sports Net  
Radio ..... Lobo Radio Network



### Colorado State

Series Record ..... 25-41  
Site ..... Dreamstyle Stadium (39,224)  
TV ..... CBS Sports Network  
Radio ..... Lobo Radio Network



### at Nevada

Series Record ..... 3-3-1  
Site ..... Mackay Stadium (29,993)  
TV ..... ESPN Family  
Radio ..... Lobo Radio Network



### Utah State

Series Record ..... 13-12  
Site ..... Dreamstyle Stadium (39,224)  
TV ..... Stadium/Facebook  
Radio ..... Lobo Radio Network

## What's Inside

### Must Haves for the Media Section

Schedule/Staff/At a Glance.....	1
Media Schedule/Policies .....	2
Roster .....	3-4
Two-Deep .....	5
Where They Come From .....	6
Making National Headlines .....	7

### Section That Will Make Any Broadcast Better

Notes .....	8-15
Uniform Tracker .....	16

Game-by-Game and Career Individual Stats .....	17-25
2019 Opponent Schedules .....	26
About Head Coach Bob Davie .....	27

### Section That Will Make Any Stats & Numbers Person Happy

Red Zone Report/Starting Lineups .....	28
Results and Team Statistics .....	29
Offensive Statistics .....	30-32
Defensive Statistics .....	33
Season and Career Statistics .....	34-36

### The Game-by-Game Section

UNM Game-by-Game Statistics .....	37
Opponent Game-by-Game Statistics .....	38
Game-by-Game Passing/Rushing/Receiving .....	39
Game-by-Game UNM Tackles .....	40
The Last Time it Happened .....	41
Game Recaps .....	42-44

**GENERAL INFORMATION**

Name of School ..... University of New Mexico  
 City/Zip ..... Albuquerque, N.M. 87106  
 Founded ..... 1889 by Territorial Legislature  
 Enrollment ..... 22,225  
 Nickname ..... Lobos  
 School Colors ..... Cherry and Silver  
 Stadium ..... Dreamstyle Stadium  
 Capacity ..... 39,224  
 Conference ..... Mountain West  
 Affiliation ..... NCAA I  
 President ..... Dr. Garnett Stokes  
 Athletic Director ..... Eddie Nuñez  
 Athletic Dept. Phone ..... 505-925-5501  
 Ticket Office Phone ..... 505-925-LOBO

**COACHING STAFF**

Head Coach ..... Bob Davie  
 Alma Mater, Year ..... Youngstown State, 1977  
 Record at School (years) ..... 35-57, 8th season  
 Career Record (years) ..... 70-82, 13th season  
 Football Office Phone ..... 505-925-5700  
 Best Time of Day to Reach Coach ..... Contact SID  
 Assistant Coaches .....  
     Joe Dailey ..... Off. Coord./QBs  
     Sage Tuitele ..... Run Game Coord./OL  
     Apollo Wright ..... Off. Pass Game Coord./RBs  
     Scott Baumgartner ..... WRs  
     Clay Davie ..... TEs  
     Jacob Girgle ..... Grad. Asst. (Offense)  
     Jordan Peterson ..... Def. Coord./S  
     Perry Eliano ..... Special Teams/CBs  
     Dan Carrel ..... LBs  
     Stan Eggen ..... DL  
     Dillon Sanders ..... LBs  
     Jake Rothschilder ..... Grad. Asst. (Defense)  
     Joe Montag ..... Grad. Asst. (Defense)  
 Director of Football Ops. .... Dusty Bennett  
 Dir. of Recruiting ..... Greg Svarczkopf  
 Asst. Ops./Recruiting ..... Jacob Grant  
 Video Coordinator ..... John Lintner  
 Athletic Performance ..... Scott Holsopple  
 Asst. Athletic Performance ..... John McWilliams

**TEAM INFORMATION**

2018 Overall Record ..... 3-9  
 2018 Mountain West Record/Finish ..... 1-7/6th Mt.

**HISTORY**

First Year of Football ..... 1892  
 Overall All-Time Record ..... 487-600-31  
 Number of Bowls/last ..... 13/2016  
 Bowl Record ..... 4-8-1  
 NFL Draft Picks ..... 65

**COMMUNICATIONS**

Press Box Phone ..... 505-925-5805  
 SID Mailing Address ..... New Mexico Athletics  
     Colleen J. Maloof Administration Building  
     1 University of New Mexico  
     MSC04 2680  
     Albuquerque, NM 87131-0001  
 Overnight Address ..... New Mexico Athletics  
     Colleen J. Maloof Administration Building  
     1414 University Boulevard SE  
     Albuquerque, NM 87106

**SOCIAL MEDIA**

Website ..... [www.golobos.com](http://www.golobos.com)



@UNMLoboFB



/NewMexicoLobos

**Typical Game Week Media Policies & Procedures**

MONDAY	TUESDAY	WEDNESDAY	THURSDAY	FRIDAY	SATURDAY	SUNDAY
<b>Practice</b> 10 - 11:45 a.m.	<b>Practice</b> 9:15 - 11:20 a.m.	<b>Practice</b> 9:15 - 11:20 a.m.	<b>Practice</b> Travel	<b>Game</b> Game Day	<b>No Media</b>	<b>No Media</b>
<b>Media</b> Open first 30 minutes Interviews after practice (Coaches/Players) Press Conference at 12:30 p.m.	<b>Media</b> Open first 30 minutes Interviews after practice (Coaches/Players) (Press Box Zia II)	<b>Media</b> Open first 30 minutes Interviews after practice (Coaches only)	<b>Media</b> No media availability	<b>Media</b> Coach Davie and two players after game		

**Game Week Media Schedule****Media At Practice**

Practice is only open for media for the first 30 minutes, and it is closed to the public. Contact Frank Mercogliano for more information about the class schedules for players needed for interviews (some players are not available due to class after practice, but we will make all efforts to get everyone the interviews they need).

**Bob Davie Interview Opportunities**

Coach Davie has several media availability times during the week. During game week, he is available after practices on Monday, Wednesday and Thursday. He also meets with the local media on Tuesday at noon as part of UNM's weekly fall sports media luncheon (other fall sport coaches meet with the media at noon prior to Davie speaking).

Schedules for the two short weeks (two Friday games) will be announced at a later date.

**New Mexico Media Luncheon**

The New Mexico Media Luncheons are Tuesdays from noon to 1:30 p.m. Coach Davie is available at approximately 12:30 pm. Audio and video clips from Davie are available at [www.golobos.com](http://www.golobos.com). The press conferences are also streamed on GoLobos.com by LoboTV. Please note that the Mountain West no longer will conduct a football coaches teleconference. The luncheon is on the Zia II level of the West press box.

**New Mexico Player Interview Opportunities**

All player interviews must be arranged through the UNM athletics communications office. The main time for interviews is after practice. Wednesday is the last day for player interviews. For lengthier interviews, please call the communications office to arrange, which we are happy to do, working around class schedules. These will normally take place in the communications suite in the Maloof Center.

Postgame: The UNM locker room is closed. Requested players will be brought to an area to be determined after home games and outside the locker room for road games.

For road games, all interviews will be posted to UNM's Media Dropbox account, along with selected highlights. These are provided for your usage, but please credit LoboTV.

**Wireless in the Press Box**

The press box at Dreamstyle Stadium is fully equipped for wireless connections. Access is free, but those wanting access need their own internal or external wireless cards. Phone lines are available.

**[www.collegepressbox.com](http://www.collegepressbox.com)**

CollegePressBox.com gives the media one-stop access to updated contact information, media guides, game books, photos, quotes, links and more for each of the league's schools and the Mountain West office. Log-in information will be provided by the MW office to accredited media, or you can apply for a password by sending an e-mail to [password@collegepressbox.com](mailto:password@collegepressbox.com).

**Ticket Information**

- online at [unmtickets.com](http://unmtickets.com)
- by calling 925-5858 or toll-free at 800-955-HOWL
- Albertson's stores in Albuquerque, Rio Rancho, Los Lunas and Santa Fe
- Lobo Ticket Office inside Dreamstyle Arena at the NW corner of University & Cesar Chavez boulevards from 8:30-5 Monday-Friday
- UNM Bookstore (Bookstore Ticket Office is closed on Mondays) For more information call the New Mexico Athletics Ticket Office at (505) 925-5626 or 1-800-955-HOWL (4695). Call (505) 925-5500 for group tickets and ask to speak to a customer service representative.

On Game Day, the northeast box office at University Stadium opens four hours prior to kickoff, and the Lobo Ticket Office at Dreamstyle Arena opens three hours before game time. The northwest Dreamstyle Stadium box office opens 90 minutes before kickoff.

**Lobo Talk & The Lobo Coaches Show**

Host Robert Portnoy and coach Bob Davie discuss UNM football at Lobo Talk primarily on Wednesdays. The show airs from 7-8 p.m. on the Lobo Radio Network. Fans can call 866-350-4309 to ask coach Davie a question. The Lobo Coaches Show will be on AT&T Sports.

**Game Credentials**

Regular UNM media will receive game credentials prior to the start of the season. For media members with season credentials, that pass also serves as a parking pass. This year media will park in the Baseball South lot only.

Visiting team media should request single-game credentials through their team's media relations office. Parking passes for the Baseball South and media lots will be needed.

Media members not associated directly with a team can email requests to [fmercog@unm.edu](mailto:fmercog@unm.edu). Please have these Wednesday of game week (Tuesday for Friday night home games).

For media members picking up credentials at will call without parking passes, it is located in the Northeast corner of the stadium by Gate 7 or 8. For media members picking up with parking passes, credentials will be located at the University Drive entrance to the Baseball South lots with the parking attendant. This should allow you to get your credential without having to wait in line or deal with parking on the north side of the stadium.



## 2019 Numerical Roster

No.	Name	Pos.	Ht.	Wt.	Cl-Exp.	Hometown (Last School)	Pronunciation
2	Lawrence "L.O." Johnson	RB	5-11	205	Fr-RS	Waunakee, Wisc. (Waunakee HS)	
3	Elijah Lilly	WR	6-0	159	Sr-3L#	San Bernardino, Calif. (Cajon HS)	
3	Patrick Peek	S	5-10	199	Sr-1VL#	Ft. Worth, Texas (Trinity Valley JC/Aledo HS)	
4	Sheriron Jones	QB	6-3	196	Sr-1VL	Moreno Valley, Calif. (Mt. San Jacinto JC/Tennessee/Rancho Verde HS)	sher ON
4	Shaddrick Lowery	S	5-9	191	So-JC#	Dania Beach, Fla. (College of the Canyons/American Heritage HS)	
5	Daevon Vigilant	RB	5-7	180	So-1VL-2RS	Downey, Calif. (Downey HS)	DAY von
5	James Lewis	LB	5-11	215	Jr-JC	Tulsa, Okla. (Coffeyville JC/Oklahoma State/Tulsa Memorial HS)	
6	Bryson Carroll	RB	5-6	185	So-SQ-RS	San Antonio, Texas (Roosevelt HS)	
6	De'John Rogers	CB	5-9	170	Sr-1VL#	Paramus, N.J. (Monroe College/Paramus Catholic HS)	DAY zhahn
7	Anselem Umeh	WR	5-11	176	Jr-2L-RS	Bellflower, Calif. (St. John Bosco HS)	AN suh lem OO may
7	Blair Manly	CB	6-2	205	Sr-3L-RS	Albuquerque, N.M. (Cibola HS)	
8	Tevaka Salanoa-Tuioti	QB	6-1	199	So-1L-2RS	Long Beach, Calif. (La Mirada HS)	teh VAH KAH TOO ee OH tea
8	Donte Martin	CB	5-9	167	Fr-RS	Oxnard, Calif. (Rio Mesa HS)	
9	Jordan Kress	WR	6-0	197	Jr-JC#	Loveland, Colo. (Butte JC/Mountain View HS)	
9	Jerrick Reed II	S	5-10	188	So-JC#	Olive Branch, Miss. (NW Mississippi CC/Olive Branch HS)	
10	Trae Hall	QB	6-2	181	Fr-RS	Henderson, Texas (Henderson HS)	
10	Eric Cuffee, Jr.	CB	5-11	190	Jr-JC	Waco, Texas (Trinity Valley CC/Texas/Waco HS)	
11	Cedric Patterson III	WR	5-11	168	Fr-RS	Crosby, Texas (Crosby HS)	
11	Kameron Miller	S	6-2	204	Jr-2L-RS	Las Cruces, N.M. (Las Cruces HS)	
12	Brandt Hughes	QB	6-2	226	Jr-JC#	Chico, Calif. (Butte JC/Pleasant Valley HS)	
12	Antonio Hunt	CB	5-8	164	So-JC	Lancaster, Calif. (College of the Canyons/Paraclete HS)	
13	Aaron Molina	WR	6-3	200	Sr-1L-RS	Albuquerque, N.M. (College of the Canyons/Valley HS)	
13	Nico Bolden	S	6-3	207	So-1VL-RS	Woodbury, Minn. (Woodbury HS)	
14	Tye Moore	WR	5-7	158	Fr-HS#	Las Vegas, Nev. (Desert Pines HS)	
14	Michael LoVett III	CB	6-0	185	Jr-JC	Ft. Wayne, Ind. (Garden City CC/Cabrillo HS)	leh VETT
15	Q' Drennan	WR	6-2	194	Jr-2L-2RS	El Paso, Texas (Americas HS)	QUE
15	Letaeyvon Beaton	S	5-9	200	Jr-JC	St. Petersburg, Fla. (Hutchinson CC/Boca Ciega HS)	le TAY VEE on
16	Connor Genal	QB	6-5	220	Fr-HS#	Santa Fe Springs, Calif. (St. Paul HS)	jen AL
17	Emmanuel Logan-Greene	WR	5-8	160	Jr-JC#	Ft. Lauderdale, Fla. (Iowa Central CC/UCF/American Heritage HS)	
17	Ben Bertram	DL	6-2	226	Fr-RS	Albuquerque, N.M. (Sandia HS)	
18	Jonah Leyva	WR	6-0	189	So-1SQ-RS	Carlsbad, N.M. (Carlsbad HS)	
18	Dylan Horton	LB	6-4	222	So-1VL#	Frisco, Texas (Frisco HS)	
19	Thomas Vieira	WR	5-10	182	Sr-2L-1SQ-RS	Albuquerque, N.M. (La Cueva HS)	vee YEAH ra
19	Devin Sanders	LB	6-2	236	So-JC	San Diego, Calif. (San Diego Mesa CC/Mira Mesa HS)	
20	Reece Wilkinson	WR	5-8	165	Fr-RS	Albuquerque, N.M. (La Cueva HS)	
20	Jacobi Hearn	LB	5-11	237	Jr-JC#	Jackson, Miss. (Mississippi Gulf Coast CC/Clinton HS)	
21	Chad Alexander	RB	5-6	164	Fr-HS#	New Orleans, La. (Landry-Walker HS)	
21	Brandon Burton	S	6-1	200	Jr-TR-RS	Los Angeles, Calif. (UCLA/Junipero Serra HS)	
23	Jay Griffin IV	WR	5-10	159	Jr-2L-RS	Huntsville, Texas (Huntsville HS)	
23	Reco Hannah	LB	6-2	211	Jr-JC	Wedowee, Ala. (Highland CC/Randolph County HS)	
24	Kentrail Moran	RB	5-9	203	So-1L-2RS	O'Fallon, Ill. (O'Fallon HS)	ken TRAIL
24	Corey Hightower	S	5-11	176	Jr-2L-RS	Huntsville, Texas (Huntsville HS)	
25	Marquae Kirkendoll	S	6-0	171	Fr-HS#	Chicago, Ill. (Simeon HS)	mar KWAY
26	Nic Wilson	CB	5-10	177	So-RS	San Bernardino, Calif. (El Cajon HS)	
27	Nick Foster	WR	6-0	180	So-JC	Orinda, Calif. (Santa Barbara CC/Miramonte HS)	
28	Ahmari Davis	RB	5-10	182	Sr-1VL#	Oakland, Calif. (Laney College/James Logan HS)	aah MARR ee
28	Tony Collier	CB	5-11	170	Jr-JC	Little Rock, Ark. (College of the Canyons/North Little Rock HS)	
30	Alexander "Moana" Vainikolo	LB	5-11	246	Sr-1VL	Kihei, Haw. (Mt. San Antonio JC/Maui HS)	VINE ih KO lo
32	Micah Gray	RB	5-11	191	So-1VL-RS	Clovis, N.M. (Clovis HS)	
32	Johnny Hernandez	S	5-10	187	Sr-1VL-RS	Temecula, Calif. (Saddleback JC/Great Oak HS)	
33	Javohn Jones	RB	5-10	185	Sr-3L-RS	Albuquerque, N.M. (La Cueva HS)	jah VON
33	Alex Hart	LB	6-3	235	Sr-3L-RS	Prior Lake, Minn. (Prior Lake HS)	
34	Bobby Cole	RB	5-9	199	So-1SQ-RS	Chatsworth, Calif. (Sierra Canyon HS)	
34	Jared EnRico	LS	6-1	195	Jr-2L	La Mirada, Calif. (La Mirada HS)	on REE coh
35	Dequez Irving	TE	5-10	227	Sr-RS	Wichita, Kan. (Wichita East HS)	deh KWEZ
36	Xavier Vigil	LB	5-11	231	So-1SQ-RS	Santa Fe, N.M. (St. Michael's HS)	VEE hill
38	Matt French	LB	6-0	224	Jr-2SQ-RS	Crestview, Fla. (Crestview HS)	
39	Ryan Romero	S	6-2	185	Fr-HS#	Rancho Santa Margarita, Calif. (Tesoro HS)	
45	Josh Woisin	LB	5-10	214	So-1SQ-RS	Albuquerque, N.M. (La Cueva HS)	rhymes with "Poisin"
46	Brandon Shook	LB	6-2	231	Jr-1VL-RS	Simi Valley, Calif. (Westlake HS/College of the Canyons)	
47	Dylan Kelly-Romero	K	5-10	192	Sr-1SQ-RS	Los Lunas, N.M. (Los Lunas HS)	
48	Aiden Kneller	LS	6-1	206	Fr-HS#	Englewood, Colo. (Cherry Creek HS)	kuh NEL er
50	Teton Saltes	OL	6-6	284	Jr-2L-RS	Albuquerque, N.M. (Valley HS)	TEE taan SALT ess
51	Tayo Regenold	OL	6-3	285	Fr-HS	Santa Fe, N.M. (St. Michael's HS)	pronounced just like the name "Reginald"
52	Aaron Blackwell	DL	6-3	288	Sr-2L	Peoria, Ariz. (Mesa CC/Liberty HS)	
53	Emmanuel Malek	DL	6-2	230	Fr-HS#	Arlington, Texas (Sam Houston HS)	MAL (like the name Al) ehk



## 2019 Numerical Roster

No.	Name	Pos.	Ht.	Wt.	Cl-Exp.	Hometown (Last School)	Pronunciation
54	Langston Murray	DL	6-2	318	So-1VL-RS	Logansport, La. (Logansport HS)	
55	Elmer Pauni	DL	6-3	305	Jr-JC	West Valley, Utah (Mt. San Antonio JC/Granger HS)	POW knee
55	Radson Jang	OL	6-1	242	So-1SQ-RS	Honolulu, Hi. (Army Prep/Kamehameha HS)	
56	Austin Cook	OL	6-5	295	Jr-1VL	Fort Scott, Kan. (Butler Community College/Fort Scott HS)	
60	Colston Chacon	OL	6-3	290	Fr-RS	La Habra, Calif. (Corona Del Mar HS)	sha CONE
64	Kyle Stapley	OL	6-3	307	Jr-1VL	Morgan, Utah (Snow College/Morgan HS)	STAPE lee
65	Justice Spates	OL	6-4	271	So-JC#	Pacioma, Calif. (College of the Canyons/Chaminade HS)	
66	Jacob Jankoviak	OL	6-2	285	Jr-JC#	Corona, Calif. (Fullerton JC/Centennial HS)	
67	Hayden Wilson	OL	6-3	281	So-1SQ-RS	Rio Rancho, N.M. (Cleveland HS)	
70	Brad Murphy	OL	6-3	290	So-RS	San Jose, Calif. (CC of San Francisco/Valley Christian HS)	
71	David Zavala	OL	6-4	297	Sr-1SQ-JC	Lakewood, Calif. (Cerritos College/Nevada/Lakewood HS)	zah VAH lah
73	Cade Briggs	OL	6-3	275	Fr-HS#	Las Vegas, Nev. (Bishop Gorman HS)	
74	Daniel Hammons	OL	6-3	267	So-TR	Joshua, Texas (West Texas A&M/Godley HS)	
76	Jarred Sylvester	OL	6-5	309	Sr-1VL	Clayton, N.J. (Dodge City CC/Clayton HS)	
78	Javon Mosley	OL	6-7	335	Sr-1VL	Fort Worth, Texas (Kilgore JC)	
78	Louis Harden	DL	6-1	290	Fr-RS	San Clemente, Calif. (San Clemente HS)	
79	Chris Estrella	OL	6-4	294	Sr-2L	San Jacinto, Calif. (Mt. San Jacinto JC/San Jacinto HS)	
80	Anu Somoye	WR	6-2	195	Sr-3L-RS	Houston, Texas (Alief Taylor HS)	ah NEW sa MOY yea
82	Jeffrey Jones, Jr.	TE	6-5	236	Sr-1VL	St. Louis, Mo. (Bakersfield College/Eastern Illinois/O'Fallon Township)	
83	Blake Wells	WR	5-11	180	Jr-JC	Clovis, Calif. (College of the Sequoia/Buchanan HS)	
84	Erik Beilman	TE	6-4	255	Sr-3L-RS	San Antonio, Texas (Brandeis HS)	BEEL man
84	Trent Sellers	DL	6-3	271	Sr-1SQ-JC	Fayetteville, Ga. (Coffeyville CC/Georgia Tech/Sandy Creek HS)	
85	Kyle Jarvis	TE	6-3	244	Jr-JC	Antioch, Calif. (Contra Costa College/Antioch HS)	
86	Kyle Hester	TE	6-4	230	Fr-HS#	Gilbert, Ariz. (Highland HS)	
87	Andrew Erickson	WR	6-2	185	Fr-RS	Albuquerque, N.M. (Manzano HS)	
88	Marcus Williams	TE	6-3	205	Jr-2L#	Rio Rancho, N.M. (Cleveland HS)	
89	Beau Hott	LS/TE	6-4	225	Sr-3L-RS	Plano, Texas (Plano HS)	
90	Erin Austin	DL	6-2	269	Sr-1VL#	Vallejo, Calif. (Laney College/Heritage HS)	
91	John Mitchell	P	6-1	194	So-1SQ-RS	Great Falls, Va. (Our Lady of Good Counsel HS)	
92	Omar Darame	DL	6-3	238	Fr-HS#	Arlington, Texas (Sam Houston HS)	dah RAH may
93	Nahje Flowers	DL	6-3	278	Jr-2L-RS	Los Angeles, California (Dorsey HS)	NAH gee
94	Andrew Shelley	K	6-1	185	So-1VL-RS	Albuquerque, N.M. (Eldorado HS)	
94	Harshan Sachdeva	DL	6-4	245	Fr-HS#	Bakersfield, Calif. (Stockdale HS)	sack DEE vah
95	Adebayo Soremekun	DL	6-2	298	Sr-1VL#	Los Angeles, Calif. (Long Beach City College/Dorsey HS)	add ah BUY yo sore IM ih kin
96	Tyson Dyer	P	6-2	198	Jr-1VL#	Queensland, Australia (Palomar College/Palm Beach Currumbin State HS)	
97	Justin Harris	DL	6-6	251	Jr-JC	Gonzalez, Louisiana (Hutchinson CC/Baylor/East Ascension HS)	
98	Joey Noble	DL	6-3	253	Jr-JC#	Cerritos, Calif. (Fullerton JC/Los Alamitos HS)	
99	Donovan Murphree	K	6-2	175	Fr-RS	Ft. Collins, Colo. (Fossil Ridge HS)	
99	Ben Gansallo	DL	6-2	291	Jr-JC#	Missouri City, Texas (Blinn JC/Dulles HS)	

#denotes has a redshirt year available

## Coaching Staff

Head Coach: Bob Davie (Youngstown State, 1976)

Offensive Coordinator/QBs: Joe Dailey (North Carolina, 2007)

Defensive Coordinator/Safeties: Jordan Peterson (Texas A&amp;M, 2009)

Offensive Run Game Coordinator/OL: Saga Tuitele (Portland State, 2002)

Special Teams Coordinator/CBs: Perry Eliano (Stephen F. Austin, 2000)

Pass Game Coordinator/RBs: Apollo Wright (Cheyney [PA], 1998)

Wide Receivers: Scott Baumgartner (Pacific, 1989)

Linebackers: Dan Carrel (West Liberty, 2011)

Tight Ends: Clay Davie (Arizona State, 2007)

Defensive Line: Stan Eggen (Moorhead State, 1977)

Linebackers: Dillon Sanders (Northern Colorado, 2010)

Graduate Assistants: (Offense) Jacob Girdle (Defense) Jake Rothschilder

Assistant Athletic Director for Football: Brian DeSpain

Director of Recruiting: Greg Svarczkopf

Assistant Operations &amp; Recruiting: Jacob Grant

Director of Athletic Performance: Scott Holsopple

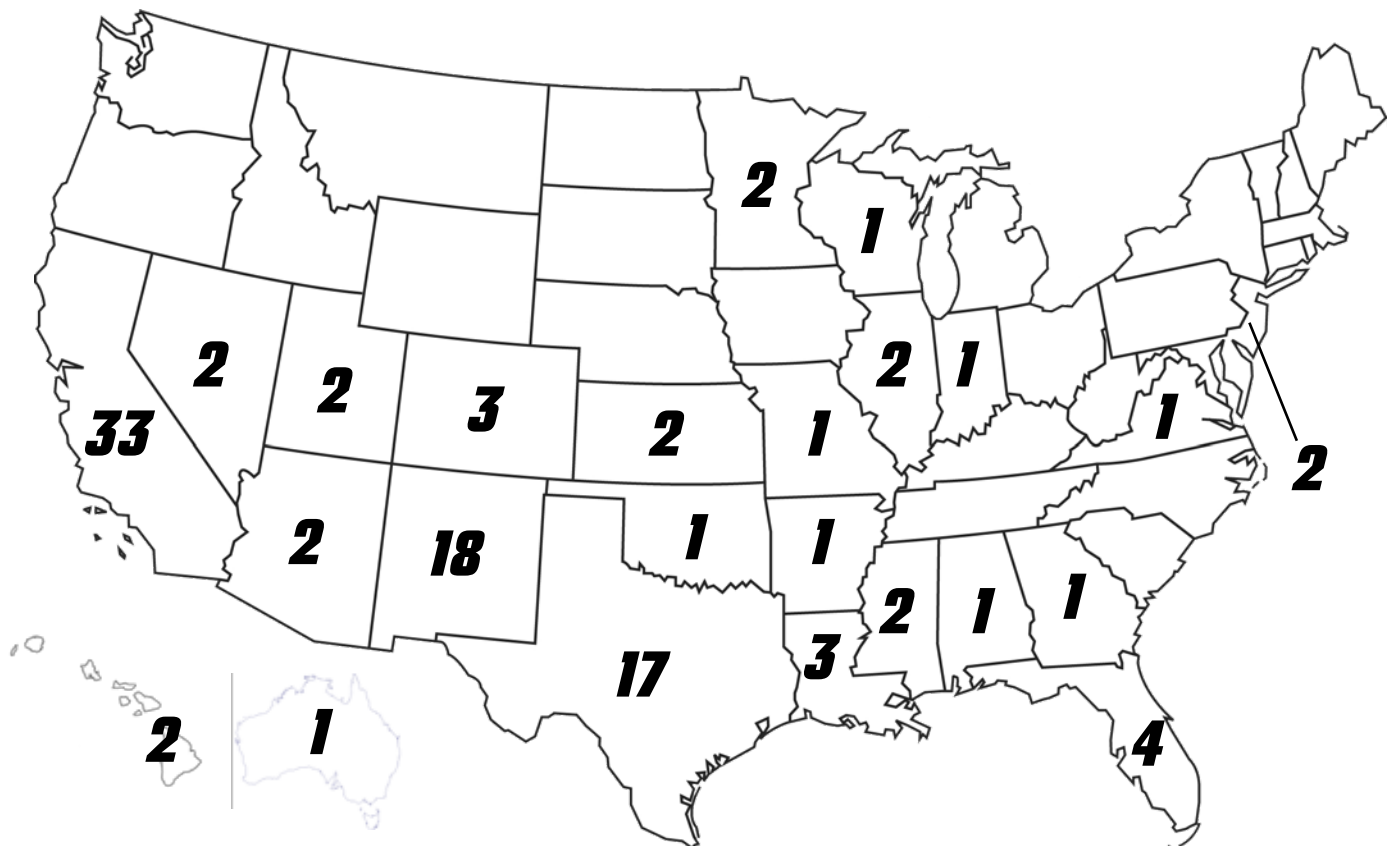
Asst. Director of Athletic Performance: John McWilliams

Video Coordinator: John Lintner

Head Equipment Manager: Chris Schieder

Assistant Athletic Director for Communications (Football): Frank Mercogliano



**Alabama (1)**

Reco Hannah ..... Wedowee

**Arizona (2)**Kyle Hester ..... Gilbert  
Aaron Blackwell ..... Peoria**Arkansas (1)**

Tony Collier ..... Little Rock

**California (34)**Kyle Jarvis ..... Antioch  
Harshan Sachdeva ..... Bakersfield  
Anselem Umeh ..... Bellflower  
Joey Noble ..... Cerritos  
Bobby Cole ..... Chatsworth  
Brandt Hughes ..... Chico  
Blake Wells ..... Clovis  
Jacob Jankoviak ..... Corona  
Daevon Vigilant ..... Downey  
Colston Chacon ..... La Habra  
Jared EnRico ..... La Mirada  
David Zavala ..... Lakewood  
Antonio Hunt ..... Lancaster  
Tevaka Salanoa-Tuioti ..... Long Beach  
Brandon Burton ..... Los Angeles  
Nahje Flowers ..... Los Angeles  
Adebayo Soremekun ..... Los Angeles  
Sheriron Jones ..... Moreno Valley  
Ahmari Davis ..... Oakland  
Nick Foster ..... Orinda  
Donte Martin ..... Oxnard  
Justice Spates ..... Pacima  
Ryan Romero ..... Rancho Santa Margarita  
Elijah Lilly ..... San Bernardino  
Nic Wilson ..... San Bernardino  
Louis Harden ..... San Clemente  
Devin Sanders ..... San Diego  
Chris Estrella ..... San JacintoBrad Murphy ..... San Jose  
Connor Genal ..... Santa Fe Springs  
Brandon Shook ..... Simi Valley  
Johnny Hernandez ..... Temecula  
Erin Austin ..... Vallejo**Colorado (3)**Aiden Kneller ..... Englewood  
Jordan Kress ..... Loveland  
Donovan Murphee ..... Fossil Ridge**Florida (4)**Matthew French ..... Crestview  
Shaddrick Lowery ..... Dania Beach  
Emmanuel Logan-Green ..... Ft. Lauderdale  
Letayveon Beaton ..... St. Petersburg**Georgia (1)**

Trent Sellers ..... Fayetteville

**Hawaii (2)**Radson Jang ..... Honolulu  
Alexander "Moana" Vainikolo ..... Kihei**Illinois (2)**Marquae Kirkendoll ..... Chicago  
Kentrail Moran ..... O'Fallon**Indiana (1)**

Michael Lovett III ..... Ft. Wayne

**Kansas (2)**Austin Cook ..... Fort Scott  
Dequez Irving ..... Wichita**Louisiana (3)**Justin Harris ..... Gonzalez  
Langston Murray ..... Logansport  
Chad Alexander ..... New Orleans**Minnesota (2)**Alex Hart ..... Prior Lake  
Nico Bolden ..... Woodbury**Mississippi (2)**Jacobi Hearn ..... Jackson  
Jerrick Reed II ..... Olive Branch**Missouri (1)**

Jeffrey Jones, Jr. .... St. Louis

**Nevada (2)**Cade Briggs ..... Las Vegas  
Tye Moore ..... Las Vegas**New Jersey (2)**Jarred Sylvester ..... Clayton  
De'John Rogers ..... Paramus**New Mexico (18)**Ben Bertram ..... Albuquerque  
Andrew Erickson ..... Albuquerque  
Javohn Jones ..... Albuquerque  
Blair Manly ..... Albuquerque  
Aaron Molina ..... Albuquerque  
Teton Saltes ..... Albuquerque  
Andrew Shelley ..... Albuquerque  
Thomas Vieira ..... Albuquerque  
Reece Wilkinson ..... Albuquerque  
Josh Woisin ..... Albuquerque  
Jonah Leyva ..... Carlsbad  
Micah Gray ..... Clovis  
Kameron Miller ..... Las Cruces  
Dylan Kelly-Romero ..... Los Lunas  
Marcus Williams ..... Rio Rancho  
Hayden Wilson ..... Rio Rancho  
Toye Regenold ..... Santa Fe  
Xavier Vigil ..... Santa Fe**Oklahoma (1)**

James Lewis ..... Tulsa

**Texas (17)**Omar Daramé ..... Arlington  
Emmanuel Malek ..... Arlington  
Cedric Patterson III ..... Crosby  
Q' Drennan ..... El Paso  
Javon Mosley ..... Ft. Worth  
Patrick Peek ..... Ft. Worth  
Dylan Horton ..... Frisco  
Trae Hall ..... Henderson  
Anu Somoye ..... Houston  
Jay Griffin IV ..... Huntsville  
Corey Hightower ..... Huntsville  
Daniel Hammons ..... Joshua  
Ben Gansallo ..... Missouri City  
Beau Hott ..... Plano  
Erik Beilman ..... San Antonio  
Bryson Carroll ..... San Antonio  
Eric Cuffee ..... Waco**Utah (1)**Kyle Stapley ..... Morgan  
Elmer Pauni ..... West Valley**Virginia (1)**

John Mitchell ..... Great Falls

**Wisconsin (1)**

Lawrence "L.O." Johnson ..... Waunakee

**Australia (1)**

Tyson Dyer ..... Queensland



## 2019 Primary Two-Deep &amp; Flash Stats

## OFFENSE

Pos.	#	Player	Ht.	Wt.	Cl.-Ex.	Hometown (Last School)	2019 Stats
WR-X	9	Jordan Kress	6-0	197	Jr-JC#	Loveland, Colo. (Butte JC/Mountain View HS)	6 rec., 215 yards, 3 TDs, long of 55
	80	Anu Somoye	6-2	195	Sr-3L-RS	Houston, Texas (Alief Taylor HS)	4 rec., 67 yards, long of 29
	13	Aaron Molina	6-3	200	Sr-1L-RS	Albuquerque, N.M. (College of the Canyons/Valley HS)	7 rec., 137 yards, 1 TD, long of 41
LT	78	Javon Mosley	6-7	335	Sr-1L	Fort Worth, Texas (Kilgore JC)	5 games played, 4 games started
	76	Jarred Sylvester	6-5	309	Sr-1L	Clayton, N.J. (Dodge City CC/Clayton HS)	5 games played
LG	79	Chris Estrella	6-4	294	Sr-2L	San Jacinto, Calif. (Mt. San Jacinto JC/San Jacinto HS)	5 games played, 4 games started
	73	Cade Briggs	6-3	275	Fr-HS#	Las Vegas, Nev. (Bishop Gorman HS)	2 games played, 1 game started
C	64	Kyle Stapley	6-3	307	Jr-1L	Morgan, Utah (Snow College/Morgan HS)	5 games played, 5 games started
	55	Radson Jang	6-1	271	So-1SQ-RS	Honolulu, Hi. (Army Prep/Kamehameha HS)	4 games played
RG	66	Jacob Jankoviak	6-2	285	Jr-JC#	Corona, Calif. (Fullerton JC/Centennial HS)	5 games played, 5 games started
	71	David Zavala	6-4	297	Sr-1SQ-JC	Lakewood, Calif. (Cerritos College/Nevada/Lakewood HS)	5 games played, 1 game started
RT	50	Teton Saltes	6-6	284	Jr-2L-RS	Albuquerque, N.M. (Valley HS)	5 games played, 5 games started
	65	Justice Spates	6-4	271	So-JC#	Pacioma, Calif. (College of the Canyons/Chaminade HS)	No games played
-or	67	Hayden Wilson	6-3	281	So-1SQ-RS	Rio Rancho, N.M. (Cleveland HS)	1 game played
TE	88	Marcus Williams	6-3	205	Jr-2L#	Rio Rancho, N.M. (Cleveland HS)	9 rec., 190 yards, long of 42
	84	Erik Beilman	6-4	255	Sr-3L-RS	San Antonio, Texas (Brandeis HS)	no catches
	82	Jeffrey Jones, Jr.	6-5	236	Sr-1L	St. Louis, Mo. (Bakersfield College/Eastern Illinois/O'Fallon Township)	1 rec., 8 yards, long of 8
-or	85	Kyle Jarvis	6-3	244	Jr-JC	Antioch, Calif. (Contra Costa College/Antioch HS)	no catches
WR-H	23	Jay Griffin IV	5-10	159	Jr-2L-RS	Huntsville, Texas (Huntsville HS)	3 rushes, 12 yards, long of 8, 8 rec., 89 yards, long of 25
	17	Emmanuel Logan-Greene	5-8	160	Jr-JC#	Ft. Lauderdale, Fla. (Iowa Central/UCF/IMG Academy/Coconut Creek HS)	1 rush, 6 yards, long of 6 yards, 1 rec., 4 yards, long of 4
	19	Thomas Vieria	5-10	182	Sr-2L-1SQ-RS	Albuquerque, N.M. (La Cueva HS)	no catches
WR-Z	7	Anselem Umeh	5-11	176	Jr-2L-RS	Bellflower, Calif. (St. John Bosco HS)	5 rec., 56 yards, long of 17
	15	Q Drennan	6-2	194	Jr-2L-2RS	El Paso, Texas (Americas HS)	5 rec., 48 yards, long of 18
	11	Cedric Patterson III	5-11	168	Fr-RS	Crosby, Texas (Crosby HS)	4 rec., 132 yards, 2 TD, long of 62
QB	8	Tevaka Salanoa-Tuotii	6-1	199	So-1L-2RS	Long Beach, Calif. (La Mirada HS)	38-77-4, 660 yards, 4 TDs, long of 55, 17 rush, 125 yards, long of 33
	4	Sherion Jones	6-3	196	Sr-1L	Moreno Valley, Calif. (Mt. San Jacinto HC/Tennessee/Rancho Verde HS)	17-42-6, 268 yards, 2 TD, long of 47, 25 rushes, 162 yards, 3 TD, long of 35
	10	Trae Hall	6-2	181	Fr-RS	Henderson, Texas (Henderson HS)	2 rushes, 15 yards, long of 11
RB	28	Ahmari Davis	5-10	210	Sr-1L#	Oakland, Calif. (Laney College/James Logan HS)	93 rushes, 457 yards, 4 TD, long of 53, 3 rec., 63 yards, long of 51
	6	Bryson Carroll	5-7	185	So-SQ-RS	San Antonio, Texas (Roosevelt HS)	33 rushes, 196 yards, 1 TD, long of 47, 2 rec., 13 yards, long of 8
	33	Javohn Jones	5-10	185	Sr-3L-RS	Albuquerque, N.M. (La Cueva HS)	8 rushes, 26 yards, long of 11, 1 rec., 4 yards, long of 4
	5	Daevon Vigilant	5-7	180	So-1L-2RS	Downey, Calif. (Downey HS)	10 rushes, 37 yards, 1 TD, long of 15, 2 rec., 0 yards, long of 0
	32	Micha Gray	5-11	191	So-1L-RS	Clovis, N.M. (Clovis HS)	no rushes

## DEFENSE

Pos.	#	Player	Ht.	Wt.	Cl.-Ex.	Hometown (Last School)	2019 Stats
LE	84	Trent Sellers	6-3	271	Sr-1SQ	Fayetteville, Ga. (Coffeyville CC/Georgia Tech/Sandy Creek HS)	6 tackles, 2.0 TFLs for 12 yards, 1.0 sacks for 11 yards, 1 FR for 5 yards, 2 QBH
-or	95	Adebayo Soremekun	6-2	298	Sr-1L#	Los Angeles, Calif. (Long Beach City College/Dorsey HS)	6 tackles, 2.0 TFLs for 8 yards, 1.0 sacks for 4 yards, 1 PBU, 2 QBH, 1 block
	98	Joey Noble	6-3	253	Jr-JC#	Cerritos, Calif. (Fullerton JC/Los Alamitos HS)	3 tackles, 0.5 TFLs for 2 yards, 2 QBH
NT	93	Nahie Flowers	6-3	278	Jr-2L-RS	Los Angeles, Calif. (Dorsey HS)	5 tackles, 1 block
	99	Ben Gansallo	6-2	291	Jr-JC#	Missouri City, Texas (Blinn JC/Dulles HS)	5 tackles
	54	Langston Murray	6-2	318	So-1L-RS	Logansport, La. (Logansport HS)	1 tackle
RE	90	Erin Austin	6-2	269	Sr-1L#	Vallejo, Calif. (Laney College/Heritage HS)	19 tackles, 1.0 TFLs for 8 yards, 1.0 sacks for 8 yards, 2 FF, 3 QBH
	97	Justin Harris	6-6	251	Jr-JC	Gonzalez, La. (Hutchinson CC/Baylor/East Ascension HS)	4 tackles, 1.0 TFLs for 1 yard
RUSH	18	Dylan Horton	6-4	222	So-1L#	Frisco, Texas (Frisco HS)	24 tackles, 3.0 TFLs for 12 yards, 1.0 sacks for 5 yards, 1 PBU, 2 QBH
-or	20	Jacobi Hearn	5-11	237	Jr-JC	Jackson, Miss. (Mississippi Gulf Coast CC/Clinton HS)	14 tackles, 4.0 TFL for 21 yards, 2.0 sacks for 15 yards
	19	Devin Sanders	6-2	236	So-JC	San Diego, Calif. (San Diego Mesa CC/Mira Mesa HS)	9 tackles, 1.0 sacks for 5 yards, 1.0 TFLs for 5 yards, 1 Blk
MLB	33	Alex Hart	6-3	235	Sr-3L-RS	Prior Lake, Minn. (Prior Lake HS)	36 tackles, 6.5 TFLs for 24 yards, 1.5 sacks for 11 yards, 2 PBU, 1 QBH
	46	Brandon Shook	6-2	231	Jr-1L-RS	Simi Valley, Calif. (Westlake HS/College of the Canyons)	10 tackles, 1 FF, 2 QBH
BUCK	30	Alexander "Moana" Vainikolo	5-11	246	Sr-1L	Kihea, Haw. (Mt. San Antonio JC/Maui HS)	18 tackles, 3.5 TFLs for 17 yards
	5	James Lewis	5-11	215	Jr-JC	Tulsa, Okla. (Coffeyville JC/Oklahoma State/Tulsa Memorial HS)	3 tackles
-or	23	Reco Hannah	6-2	211	Jr-JC	Wedowee, Ala. (Highland CC/Randolph County HS)	6 tackles, 0.5 TFLs for 1 yard
LCB	6	De'John Rogers	5-9	170	Sr-1L	Paramus, N.J. (Monroe College/Paramus Catholic HS)	23 tackles, 3 PBU, 1 FF, 2 FR for 0 yards
	14	Michael LoVett III	6-0	185	Jr-JC	Ft. Wayne, Ind. (Garden City CC/Cabrillo HS)	4 tackles
	12	Antonio Hunt	5-8	164	So-JC	Lancaster, Calif. (College of the Canyons/Valley HS)	2 tackles
SS	9	Jerrick Reed II	5-10	188	So-JC#	Olive Branch, Miss. (MW Mississippi CC/Olive Branch HS)	29 tackles, 2.0 TFLs for 5 yards, 1 INT for 43 yards, 1 TD, 1 QBH
	13	Nico Bolden	6-3	207	So-1L-RS	Woodbury, Minn. (Woodbury HS)	1 tackle
FS	15	Letayveon Beaton	5-9	200	Jr-JC	St. Petersburg, Fla. (Hutchinson CC/Boca Ciega HS)	21 tackles, 1 PBU
	1	Kameron Miller	6-2	204	Jr-2L-RS	Las Cruces, N.M. (Las Cruces HS)	13 tackles, 0-5 TFLs for 0 yards
	4	Shadrack Lowery, Jr.	5-9	191	So-JC#	Dania Beach, Fla. (College of the Canyons/American Heritage HS)	0 tackles
NICK	21	Brandon Burton	6-1	200	Jr-Tr-RS	Los Angeles, Calif. (UCLA/Junipero Serra HS)	5 tackles
	32	Johnny Hernandez	5-10	187	Sr-1L-RS	Temecula, Calif. (Saddleback JC/Great Oak HS)	18 tackles, 1 PBU, 1 QBH
RCB	8	Donte Martin	5-9	167	Fr-RS	Oxnard, Calif. (Rio Mesa HS)	19 tackles, 7 PBU
	28	Tony Collier	5-11	170	Jr-JC	Little Rock, Ark. (College of the Canyons/North Little Rock HS)	3 tackles, 1 PBU
	7	Blair Manly	6-2	205	Sr-3L-RS	Albuquerque, N.M. (Cibola HS)	1 tackle

## SPECIAL TEAMS

Pos.	#	Player	Ht.	Wt.	Cl.-Ex.	Hometown (Last School)	2019 Stats
FGs	94	Andrew Shelley	6-1	185	So-1L-RS	Albuquerque, N.M. (Eldorado HS)	7-8 FG (44G, 41G, 27G, 25G, 48G, 49G, 52 FG, 29 WR), 16-17 XP, 37 pts
	47	Dylan Kelly-Romero	5-10	192	Sr-1SQ-RS	Los Lunas, N.M. (Los Lunas HS)	No attempts
KOs	99	Donovan Murphree	6-2	175	Fr-RS	Ft. Collins, Colo. (Fossil Ridge HS)	26 kickoffs, 1,601 yards, 15 TBs, 1 OB
	47	Dylan Kelly-Romero	5-10	192	Sr-1SQ-RS	Los Lunas, N.M. (Los Lunas HS)	2 kickoffs, 95 yards, 1 TB
P	96	Tyson Dyer	6-2	198	Jr-1L#	Queensland, Australia (Palomar College/Palm Beach Currumbin State HS)	25 punts, 1203 yards, 48.1 avg., long of 63, 13 I20, 2 TB, 11 50+, 43.8 net
	94	Andrew Shelley	6-1	185	So-1L-RS	Albuquerque, N.M. (Eldorado HS)	Has not punted
DS	48	Aiden Kneller	6-1	206	Fr-HS#	Englewood, Colo. (Cherry Creek HS)	3 games started
-or	34	Jared EnRico	6-1	195	Jr-1L	La Mirada, Calif. (La Mirada HS)	2 games started
Hold	96	Tyson Dyer	6-2	198	Jr-1L#	Queensland, Australia (Palomar College/Palm Beach Currumbin State HS)	5 games started
	12	Brandt Hughes	6-2	226	Jr-JC#	Chico, Calif. (Butte JC/Pleasant Valley HS)	Has not held
KOR	21	Chad Alexander	5-6	164	Fr-HS#	New Orleans, La. (Landry-Walker HS)	4 returns, 74 yards, 18.5 avg., long of 26
	6	Bryson Carroll	5-6	185	So-1SQ-RS	San Antonio, Texas (Roosevelt HS)	3 returns, 82 yards, 27.3 avg., long of 37
	8	Donte Martin	5-9	167	Fr-RS	Oxnard, Calif. (Rio Mesa HS)	2 returns, 41 yards, 20.5 avg., long of 26
	15	Q Drennan	6-2	194	Jr-2L-2RS	El Paso, Texas (Americus HS)	3 returns, 68 yards, 22.7 avg., long of 28
PR	6	De'John Rogers	5-9	70	Sr-1L#	Paramus, N.J. (Monroe College/Paramus Catholic HS)	18 returns, 49 yards, 4.9 average, long of 23
	15	Q Drennan	6-2	194	Jr-2L-2RS	El Paso, Texas (Americus HS)	No returns
	7	Anselem Umeh	5-11	176	Jr-2L-RS	Bellflower, Calif. (St. John Bosco HS)	No returns

#denotes has redshirt available



# MAKING NATIONAL HEADLINES



A study for 2016 showed New Mexico Football had over 10,000 articles in print and on the web in addition to seven games on ESPN, three on ROOT Sports and one on CBS Sports Network



USA  
TODAY

Featured Lobo Football in its Bowl Preview Section

Gave Lobo Football an 'A' Rating in its 2016 Report Card

Listed Coach Davie among top 10 for best coaching jobs in 2016



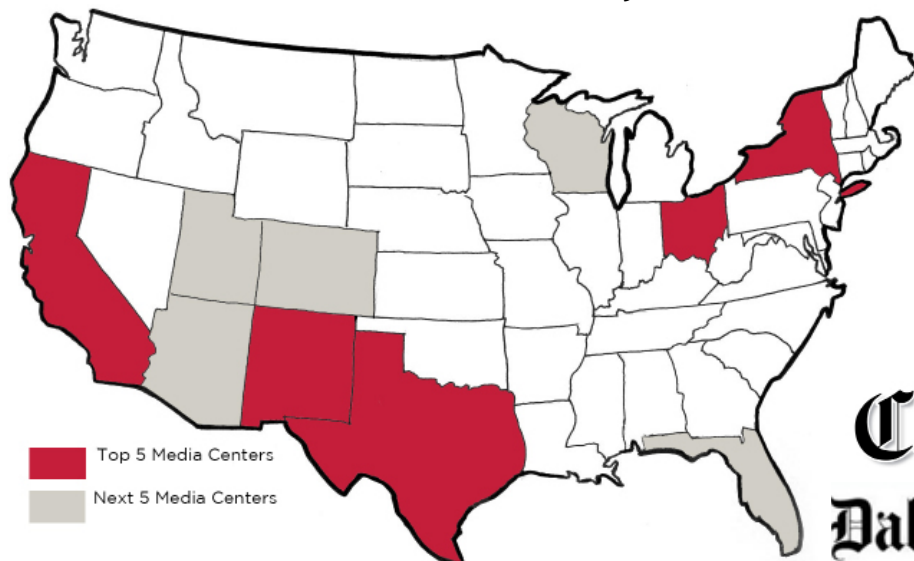
1.39 million viewers for Gildan New Mexico Bowl

Seven games on ESPN, ESPN2 and ESPNU, four in primetime



Numerous articles, including, "New Mexico Football Using Unique Offense in Recent Rise"

**The same study showed New Mexico Football's coverage intensity is highest not just in New Mexico, but in media hot spots of California, New York, Texas and Ohio**



NY  
DAILY NEWS

Chicago Tribune  
Dallas Morning News



## Lobo Radio Network

Every New Mexico football game is broadcast over the Lobo Radio Network. 770 KKO-AM in Albuquerque is the flagship. Robert Portnoy is in his seventh season of play-by-play broadcasting with The University of New Mexico. The Lobo Radio Network:

Albuquerque	KKO-AM	770 AM
Albuquerque	KKO-AM Simulcast	94.5 FM
Aztec	KLJH-FM	96.1 FM
Bloomfield	KLJH-2	107.1 FM
Carlsbad	KATK-AM	740 AM
Farmington	KLJH-FM	107.1 FM
Farmington	KLJH-FM	96.1 FM
Farmington	KLJH-1	107.1 FM
Gallup	KYVA-AM	1230 AM
Gallup	KYVA-AM	94.9 FM
Grants	KMIN-AM	980 AM
Hobbs	KWMW-FM	105.1 FM
Las Vegas	KBQL-FM	92.7 FM
Mancos, CO	KLJH-FM	107.9 FM
Pagosa Springs, CO	KLJH-FM	98.3 FM
Santa Fe	KVSF-AM	1400 AM
Ruidoso	KWMW-FM	99.1 FM
Ruidoso	KRUI-AM	1490 AM
Socorro	KYRN-FM	102.1 FM
Window Rock, AZ	KLJH-FM	92.3 FM

## Roster Breakdown

### 2019 LETTERMEN/SQUAD RETURNING (47)

**Offense (28): QB (2)** Sheriron Jones\*, *Tevaka Salanoa-Tuioti\** **RB (7)** Bryson Carroll\*, Bobby Cole\*, Ahmari Davis\*, Micah Gray\*, Jahvon Jones\*\*\*, Kentrail Moran\*, Daevon Vigilant\*, **WR (7)** Q' Drennan\*\*, Jay Griffin IV\*\*, Elijah Lilly\*\*\*, Aaron Molina\*, Anu Somoye\*\*\*, Anselem Umeh\*\*, Thomas Vieira\*\*\*, **TE (3)** Erik Beilman\*\*\*, Jeffrey Jones, Jr., Marcus Williams\*\*, **OL (9)** Austin Cook\*, Chris Estrella\*\*, Radson Jang\*, Beau Hott\*\*, Javon Mosley\*, Teton Saltes\*\*, Kyle Stapley\*, Jarred Sylveste\*, David Zavala\*

**Defense (17): DL (5)** Erin Austin\*, Aaron Blackwell\*\*, Nahje Flowers\*\*, Langston Murray\*, Adebayo Soremekun\*, **LB (5)** Matthew French\*, Alex Hart\*\*\*, Dylan Horton\*, Brandon Shook\*, Alexander "Moana" Vainikolo\*, **S (4)** Nico Bolden\*, Johnny Hernandez\*, Kameron Miller\*\*, Patrick Peek\*, **CB (3)** Corey Hightower\*\*, Blair Manly\*\*\*, De'John Rogers\*

**Specialists (2):** Tyson Dyer\*, Jared EnRico\*\*, Dylan Kelly-Romeo\*, Andrew Shelley\*;

### STARTERS RETURNING (15)

**Offense (7):** QB Lamar Jordan, RB Tyrone Owens, OL Charlie Grammel, OL Aaron Jenkins, TE Marcus Williams TE, WR Q' Drennan, WR Patrick Reed

**Defense (6):** DL Cody Baker, LB Rhashaun Epting, LB Alex Hart, CB Jalin Burrell, CB D'Angelo Ross, S Bijon Parker

**Specialists (2):** LS Jared EnRico, LS Lon Hampton

### STARTERS LOST (14)

**Offense (4):** RB Tyrone Owens, WR Delane Hart-Johnson, WR Patrick Reed, OL Aaron Jenkins

**Defense (9):** DL Cody Baker, MLB Evah Tohi, LB Sitiveni Tamaive-na, RUSH Rhashaun Epting, CB Jalin Burrell, CB D'Angelo Ross, S Stanley Barnwell, Jr., S Marcus Hayes, NICK Bijon Parker

**Specialists (1):** LS Lon Hampton

### REDSHIRTS/SQUAD RETURNING (19)

**Offense (9): QB (1)** Trae Hall **RB (1)** Lawrence "L.O." Johnson **WR (4)** Andrew Erickson, Jonah Leyva, Cedric Patterson III, Reece Wilkinson **OL (3)** Colston Chacon, Brad Murphy, Hayden Wilson

**Defense (8): DL (3)** Ben Bertram, Louis Harden, Trent Sellers, **LB (3)** Dequez Irving, Xavier Vigil, Josh Woisin; **CB (2)** Donte Martin, Nic Wilson

**Specialists (2):** John Mitchell, Donovan Murphree

\*denotes played during the season and didn't redshirt

*italics* denotes played in 2018 but earned medical redshirt

## The Opening List

Sheriron Jones went over 100 yards rushing and 100 yards passing on back-to-back plays on Friday night, rushing for five yards, putting him at 101 yards rushing. On the next play, he threw a 38-yard touchdown pass to Cedric Patterson III to get UNM within 32-21. That put him at 115 yards passing, and he finished at 127. He became the 14th different Lobo quarterback to have 100 yards rushing and passing in the same game, and it was the 27th time total. Those dual-threat games are the subject to a dual threat Opening List.

### 100 YARDS RUSHING/100 YARDS PASSING IN A GAME (14 players/27 times)

Player	Rush	Pass	Opponent	Year
Rocky Long	159	131	Arizona	10/25/1969
Rocky Long	110	115	BYU	10/1/1971
Don Woods	100	134	Utah	11/10/1973
Don Woods	148	128	Colorado State	11/24/1973
Noel Mazzone	110	124	UTEP	9/18/1976
Noel Mazzone	123	139	Arizona	11/12/1977
David Osborn	112	143	Air Force	10/2/1982
David Osborn	125	128	North Texas	10/30/1982
Buddy Funck	130	112	New Mexico State	9/8/1984
Buddy Funck	116	148	Texas Tech	9/22/1984
Billy Rucker	113	277	UTEP	11/2/1985
Billy Rucker	106	307	San Diego State	11/23/1985
Ned James	118	406	Wyoming	11/1/1986
Stoney Case	112	121	Idaho State	11/6/1993
Stoney Case	114	199	Fresno State	10/29/1994
Donald Sellers	102	232	Central Florida	9/14/1996
Donald Sellers	126	144	Rice	10/5/1996
Graham Leigh	102	171	BYU	11/15/1997
Kole McKamey	138	207	Navy	12/30/2004
Kole McKamey	152	172	New Mexico State	9/17/2005
Kole McKamey	103	218	BYU	10/8/2005
Cole Gautsche	149	155	Wyoming	11/10/2012
Cole Gautsche	113	156	at Wyoming	10/12/2013
Lamar Jordan	107	147	at Wyoming	9/26/2015
Lamar Jordan	135	110	Arizona	12/19/2015
Lamar Jordan	176	122	Wyoming	11/26/2016
Coltin Gerhart	156	108	at Tulsa	9/23/2017
<b>Sheriron Jones</b>	<b>104</b>	<b>127</b>	<b>at San Jose State</b>	<b>10/5/2019</b>

## A Very Dirty Half Dozen

The Lobos suffered six turnovers on Friday night, throwing four interceptions and losing the first two offensive fumbles of the season (the only fumble was on a botched snap of a field goal against Notre Dame). Since the turn of the century, it was the fourth time that UNM had suffered six turnovers in a game, and it was the 26th time in the Mountain West that it had happened. UNM had three fumbles in a 37-35 loss against UNLV on November 1, 2003, UNM had two fumbles and four interceptions in a 49-28 loss at TCU on October 1, 2003, and most recently UNM suffered two lost fumbles and five interceptions in a 42-3 loss at Wyoming on October 28, 2017.

Only Wyoming has suffered more six-plus turnover games in that time-span, having done so five times. Of the 26 games where a Mountain West team has suffered from six or more giveaways, those teams are 2-24. Wyoming defeated Ohio 34-33 on a late touchdown on September 22, 2007, and the other time was the only other time it's happened this year. Hawai'i threw four interceptions and lost two fumbles but got a tackle at the 1-yard line to defeat Arizona in the opening week of the season, 45-38

## A Flower Grows in San Jose

When New Mexico started three different quarterbacks in the first three games of the season, it was a pretty strange deal as it was the first time in the history of the school that UNM had three different starting quarterbacks in the first three games of the season.

It also was the first time that an FBS team used three different starting quarterbacks in the first three games of the season since 1987, when Texas A&M pulled that same feat. In a bit of irony, Bob Davie was the defensive coordinator for that Texas A&M team.

However, three QBs in the first three games had been trumped, and it was by UNM's defense. The Lobos

## Hidden Stat of the Day

# 199.8

That's the NCAA passer rating for UNM quarterbacks when targeting Jordan Kress. Of Kress's seven receptions, three have gone for touchdowns, and he is averaging 32.4 yards per catch, which actually is second on the team behind Cedric Patterson III's 33.0 yards per reception.

## NEW MEXICO VS. COLORADO STATE STAT COMPARISON

UNM	Category	CSU
27.8	Points Per Game For	28.7
39.6	Points Per Game Against	36.5
106	First Downs	130
213	Rushing Attempts	201
1061	Rushing Yards	926
5.0	Average Per Rush	4.6
212.2	Average Per Game	154.3
10	Rushing TDs	9
67-149-10	Passing (Comp-Att-Int)	142-229-6
45.0%	Completion Pct.	62.0%
1146	Passing Yards	1814
229.2	Average Per Game	302.3
6	TD Passes	11
2207	Total Offense	2740
6.1	Avg. Per Play	6.4
441.4	Avg Per Game	456.7
7-3	Fumbles-Lost	13-10
-1.80	Turnover margin/game	-1.67
26-43.8	Punts-Net Avg	27-44.2
27/77 (35%)	Third Down Conversion	30/84 (36%)
3/6 (50%)	Fourth Down Conversion	4/10 (40%)
30:30	Average time of possession	30:42
9-63	Sacks-Yards	13-85





## Lobos in the NCAA

Stat	Rank	Value
Total Offense	45	441.4
Rushing Offense	33	212.2
Passing Offense	78	229.2
Team Passing Efficiency	119	109.44
Scoring Offense	76	27.8
Total Defense	127	513.6
Rushing Defense	45	127.6
Passing Yards Allowed	130	386.0
Team Passing Efficiency Defense	123	163.45
Scoring Defense	125	39.6
Turnover Margin	T-128	-1.80
3rd Down Conversion Pct	105	0.351
4th Down Conversion Pct	T-64	0.500
3rd Down Conversion Pct Defense	21	0.307
4th Down Conversion Pct Defense	T-102	0.667
Red Zone Offense	127	0.647
Red Zone Defense	80	0.846
Net Punting	7	43.81
Punt Returns	105	4.91
Kickoff Returns	53	22.08
First Downs Offense	T-77	106
First Downs Defense	T-101	119
Fewest Penalties Per Game	T-106	7.60
Fewest Penalty Yards Per Game	103	68.80
Time of Possession	52	30:29

## Individual Leaders

Stat	Player	Value
All Purpose Yards	Ahmari Davis	520
Field Goals	Andrew Shelley	7
Interceptions	Jerrick Reed II	1
Passing Efficiency	Tevaka Tuioti	128.10
Points	Andrew Shelley	37
Punting Average	Tyson Dyer	248.9
Punt Ret Yds	De'John Rogers	54
Receptions	Jay Griffin IV	9
Receiving Yards	Jordan Kress	215
Rushing Net Yards	Ahmari Davis	457
Sacks	Jacobi Hearn	2.0
Tackles	Alex Hart	36
Total Offense	Tevaka Tuioti	785

## Season Honors

## Erin Austin - DL

PFF Mountain West Team of the Week - Week 5

## Aaron Blackwell - DT

Phil Steele Preseason Second Team  
Athlon Preseason Third Team

## Tyson Dyer - P

Phil Steele Preseason Third Team  
Athlon Preseason Third Team

## Ahmari Davis - RB

PFF Mountain West Team of the Week - Week 4

## Jay Griffin IV - WR

Earl Campbell Tyler Rose Award Watch List

## Alex Hart - LB

Athlon Preseason Fourth Team

## Elijah Lilly - KR

Athlon Preseason Fourth Team

## De'John Rogers - CB

PFF Mountain West Team of the Week - Week 5

## Teton Saltes - T

Phil Steele Preseason Third Team  
Athlon Preseason Third Team  
PFF Mountain West Team of the Week - Week 4

## Andrew Shelley - K

Phil Steele Preseason Fourth Team  
Athlon Preseason Fourth Team

## Kyle Stapley - C

Athlon Preseason Fourth Team  
Rimington Preseason Watch List

## Marcus Williams - TE

Athlon Preseason Third Team  
PFF Mountain West Team of the Week - Week 1  
PFF Mountain West Team of the Week - Week 4

## Trent Sellers - DL

PFF Mountain West Team of the Week - Week 1

had started four different nose tackles in it's three-man front in the first four games of the season. Aaron Blackwell would have started all 12 games, but he was injured in the season opener. The second game saw Ben Gansallo start at nose tackle. Against New Mexico State it was Adebayo Soremekun's turn at nose tackle. Against Liberty, a fourth different nose tackle started as Nahje Flowers made his first start of the season.

Flowers however ended that run, as he started at nose tackle for the second straight week.

## Briggs Starts as a True Freshman

Due to an injury to Javon Mosely, UNM did a little lineup shuffling and that game a true freshman a start for the first time this season on offense or defense.

With Mosely out (he played on the field goal unit), Chris Estrella slid over from left guard to left tackle, and Cade Briggs, who saw his first action against Notre Dame, earned his first start.

Briggs became the third true freshman to "start" a game, as Aiden Kneller started against both New Mexico State and Liberty as the long snapper, and Chad Alexander has started the last three games as a true freshman.

## Flipping the Switch

Through the first three games of the season, UNM struggled with "sudden change", when the team turns the ball over and the defense is called upon to quickly come on the field. The Lobos turned the ball over five times in the first three games, four times at Notre Dame and once against New Mexico State. All five of those turnovers turned into a touchdown, and going back to the San Diego State game last year, it meant that of UNM's previous 12 turnovers, 11 turned into opponent touchdowns.

UNM's defense has turned that around in the last two weeks, as the offense has turned the ball over eight times, and the defense has allowed just four scores, and only one touchdown. That's despite a turnover at the Lobo 25-yard line and the Lobo 2-yard line.

## Scorigami Update

Scorigami is a concept originally thought up by Jon Bois for the NFL. A scorigami is a score that has never happened before. In terms of Lobo scorigami, UNM has had two of its five games end in scorigami this season.

Sam Houston State	39-31	Lobo Scorigami
at Notre Dame	14-66	No Scorigami (happened one time before, 1982 vs. New Mexico State - Lobo win)
New Mexico State	55-52	Lobo Scorigami
at Liberty	10-17	No Scorigami (happened 2x before, last in 1991 on the same date vs. New Mexico State - Lobo win)
at San Jose State	21-32	No Scorigami (happened 1x before, in 1974, 32-21 win at Wyoming)

## Davis Just Misses His Third 100-Yard Game

Ahmari Davis just missed another 100-yard game, rushing for 96 against San Jose State. That's twice he has just missed a 100-yard game, with 99 against Liberty and then 96 against San Jose State. Last year, UNM had just one 100-yard rushing game the whole year. Only Tyrone Owens hit 100 yards, rushing for 110 at New Mexico State, and UNM has had three this year, with two other close calls. Davis currently has 457 yards rushing, and that's on pace for 1,096 yards, and that would be the 21st 1,000-yard rushing season in school history and it would also tie Mike Williams for the 13th-most yards in school history.

## SEASON YARDS

	Yds.	Player	Year
1.	1,469	Kasey Carrier	2012
2.	1,450	DonTrell Moore	2003
3.	1,298	DonTrell Moore	2005
4.	1,269	Teriyon Gipson	2016
5.	1,240	Mike Williams	1976
6.	1,234	Rodney Ferguson	2006
7.	1,177	Rodney Ferguson	2007
8.	1,134	DonTrell Moore	2002
9.	1,129	Fred Henry	1971
10.	1,122	Kasey Carrier	2013
11.	1,105	Rodney Ferguson	2008

## Turnover Table

2018	Takeaways	Pts.	Giveaways	Pts.
UIW	2	7	2	3
at WIS	2	0	3	21
at NMSU	5	21	2	7
LIB	1	3	4	14
at UNLV	2	14	1	0
at CSU	0	0	1	7
FS	0	0	1	7
at USU	3	6	5	13
SDSU	3	16	1	7
at AFA	3	7	2	14
BSU	0	0	3	21
WYO	1	0	1	0
<b>Total</b>	<b>22</b>	<b>74</b>	<b>26</b>	<b>114</b>

UNM Turnover Margin: -4

UNM TO Scoring Margin: -40 (UNM 12-of-22, Opp 18-of-26)

2019	Takeaways	Pts.	Giveaways	Pts.
SHSU	1	3	0	0
at UND	0	0	4	28
NMSU	1	7	1	7
at LIB	1	0	2	0
at SJSU	1	0	6	16
CSU				
at WYO				
HAW				
at NEV				
AFA				
at BSU				
USU				
<b>Total</b>	<b>4</b>	<b>10</b>	<b>13</b>	<b>51</b>

UNM Turnover Margin: -9

UNM TO Scoring Margin: -41 (UNM 2-of-4, Opp 9-of-13)



## Associated Press Poll (10/6/2019)

Pl.	Team (First-place votes)	Record	Pts.	Prev.
1	Alabama (32)	5-0	1503	1
2	Clemson (15)	5-0	1433	2
3	Georgia (3)	5-0	1393	3
4	Ohio State (10)	6-0	1393	4
5	LSU (2)	5-0	1352	5
6	Oklahoma	5-0	1268	6
7	Florida	6-0	1163	10
8	Wisconsin	5-0	1105	8
9	Notre Dame	4-1	1046	9
10	Penn State	5-0	958	12
11	Texas	4-1	947	11
12	Auburn	5-1	920	7
13	Oregon	4-1	828	13
14	Boise State	5-0	654	16
15	Utah	4-1	624	17
16	Michigan	4-1	618	19
17	Iowa	4-1	454	14
18	Arizona State	4-1	388	20
19	Wake Forest	5-0	380	22
20	Virginia	4-1	353	23
21	SMU	6-0	285	24
22	Baylor	5-0	260	NR
23	Memphis	5-0	189	NR
24	Texas A&M	3-2	165	25
25	Cincinnati	4-1	118	NR

Others receiving votes: Minnesota 80, Missouri 64, Appalachian State 61, Washington 54, Tulane 25, California 20, Michigan State 17, Arizona 11, UCF 9, USC 5, Iowa State 5, Pittsburgh 2

## Amway/USA Today Coaches Poll (10/6/2019)

Pl.	Team (First-place votes)	Record	Pts.	Prev.
1	Alabama	5-0	1602	
2	Clemson	5-0	1531	
3	Georgia	5-0	1459	
4	Ohio State	6-0	1422	
5	Oklahoma	5-0	1378	
6	LSU	5-0	1364	
7	Florida	6-0	1218	
8	Wisconsin	5-0	1164	
9	Penn State	5-0	1051	
10	Notre Dame	4-1	1033	
11	Texas	4-1	971	
12	Auburn	5-1	929	
13	Oregon	4-1	866	
14	Boise State	5-0	732	
15	Utah	4-1	655	
16	Michigan	4-1	648	
17	Wake Forest	5-0	498	
18	Iowa	4-1	441	
19	Virginia	4-1	345	
20	Memphis	5-0	318	
21	Texas A&M	3-2	306	
22	SMU	6-0	246	
23	Baylor	5-0	234	
24	Arizona State	4-1	228	
25	Minnesota	5-0	131	

Others receiving votes: Cincinnati 74, Washington 72, Appalachian State 49, Michigan State 41, Tulane 36, California 17, Hawai'i 13, Arizona 13, UCF 11, Washington State 9, Navy 8, TCU 5, Mississippi State 3, San Diego State 2, Army 1, Temple 1.

12.	1,097	Tyrone Owens	2016
13.	1,096	Mike Williams	1977
14.	1,091	DonTrell Moore	2004
15.	1,083	Jhurrell Pressley	2014
16.	1,064	Willie Turrell	1984
17.	1,063	Winslow Oliver	1992
18.	1,023	Kevin Burgess	1986
19.	1,015	Mike Williams	1978
20.	1,008	Lennox Gordon	1996

### Donte's Inferno

It only seemed like an inferno, and UNM's Donte doesn't spell his name like the 14th Century poet and writer (that's Dante). For UNM's Donte, he was very busy. San Jose State quarterbacks attempted 15 passes at Martin in coverage, and while they completed seven, Martin was credited with four pass breakups.

It marked the most passes defended by a Lobo defensive player in a game since

November 24, 2007 when Glover Quin knocked down two passes and picked off two others in a 27-6 win over UNLV. The only other time a Lobo has had four passes defended in a game was that same season when Frankie Solomon had an interception and three passes broken up in a 29-27 win over Arizona.

### It's Been a While

Tevaka Tuioti threw for 355 yards on Saturday, and it had been a while since a Lobo quarterback threw for that many yards in a game. In fact, it had been nearly 16 years. The last time a Lobo threw for 355 yards in a game was on November 3, 2003 when Casey Kelly threw for 408 yards in a 37-35 loss to UNLV at Dreamstyle Stadium. Donovan Porterie actually threw for 354 in UNM's 23-0 win over Nevada in the 2007 New Mexico Bowl.

### It's Been a While, But Not as Long as That Last Note

Jordan Kress had a heck of a game with three catches for 122 yards and a pair of touchdowns. It marked the first time that a Lobo recorded a 100-yard receiving game since the final game of the 2017 season when Jay Griffin IV had 106 yards receiving.

### Not a Good Streak

For the fourth straight season, UNM has suffered a quarterback injury in the months of August or September. Brandt Hughes injured his shoulder in the opening half against Sam Houston State and was replaced by Sheriron Jones. It marked the fourth straight season this has happened in August or September.

Last year Tevaka Tuioti was knocked out of the Wisconsin game, giving the way to Sheriron Jones (it happened two weeks later against Liberty as well). In 2017, Lamar Jordan was knocked out of the game in Boise on September 14, giving the way to Coltin Gerhart. In 2016, Austin Apodaca was injured in the September 17 game at Rutgers, and Lamar Jordan replaced him.

The last time UNM escaped September unscathed was in 2015 when Lamar Jordan started 12 of 13 games, with the one switch a coaches decision.

### History

When Tevaka Tuioti started against New Mexico State, it marked three different starting quarterbacks in the first three games of the season. It had never happened in the history of UNM football, as far back as records go for such things (the last 1950s).

### Still Clean After All These Plays

The Lobo offensive line was the final team in the FBS to allow a sack, and against Liberty UNM allowed two for a grand total of six yards. UNM currently is second in the nation in fewest sacks allowed with those two, behind Georgia, which has allowed one. The Lobos have been led by Rimington candidate Kyle Stapley, who has allowed just one hit and one hurry in 169 pass blocking sequences. His pass blocking efficiency rating according to Pro Football Focus is 99.4% and that's the fourth-best mark in the Mountain West among all linemen with 100 pass blocks.

And those two sacks? PFF did not assign them to any of UNM's offense linemen as they were considered coverage sacks. In fact, UNM's offensive line for the entire season has allowed just five quarterback hits.

### A High Percentage of Pick Sixes

If you are only going to get one, make it a good one. Through five games, UNM's defense has just one interception to its credit, but UNM made it count. The interception came on the first pass of the game by New Mexico State, and it was picked off by Jerick Reed II, who somehow zigged and zagged through a host of Aggies to find the end zone. It was UNM's first pick six since September 15, 2018 when Marcus Hayes picked off a pass and went 60 yards for a touchdown, at New Mexico State. UNM's one interception is tied for the least in the NCAA.

### 2018 Lobos Set Program Record for Scholar-Athletes

The Lobo football team had an amazing year academically in 2018-19, and that bore out in several ways, but perhaps the most pertinent is with the Mountain West Scholar-Athlete Program.

The Lobos had 14 student-athletes named to the Mountain West 2018-19 Scholar-Athlete list, and the 14 is the most in program history, topping the previous record set a year ago as Davie's Lobos had eight in 2017-18.

In order to qualify for the Mountain West Scholar-Athlete award, a student-athlete must play in at least one game in a season, and have a 3.50 cumulative grade point average. UNM's 14 scholar-athletes was the most not only for UNM, but it's the most scholar-athletes in football by any current team in the Mountain West. The last time a program had 14 or more scholar-athletes was in 2005-06, when the Brigham Young Cougars had 20 student-athletes honored.

## Stat of the Week

# 7

That's the number of times Tyson Dyer has averaged 47.0 yards per punt in a game, through 17 career games. Corey Bojorquez is the UNM all-time leader in that category with 10 such games over his 24 game career.



## Career Starts

## OFFENSE

QB's	'15	'16	'17	'18	'19	Total
4 Sheriron Jones	-	-	-	7	1	8
8 Tevaka Tuoti	-	-	1	3	3	7
12 Brandt Hughes	-	-	-	-	1	1

RB's	'15	'16	'17	'18	'19	Total
28 Ahmari Davis	-	-	-	0	4	4
33 Javohn Jones	-	0	0	0	1	1
TE's	'15	'16	'17	'18	'19	Total

88 Marcus Williams	-	-	6	6	5	17
84 Erik Beilman	-	0	0	0	1	1
82 Jeffrey Jones, Jr.	-	-	-	1	0	1
WR's	'15	'16	'17	'18	'19	Total

23 Jay Griffin IV	-	-	4	10	2	16
7 Anselem Umeh	-	-	0	9	5	14
8 Q' Drennan	-	0	12	0	0	12
3 Elijah Lilly	-	0	1 (DB)	6	1	8
9 Jordan Kress	-	-	-	-	5	5
17 Emmanuel Logan-Greene	-	-	-	-	1	1
OL	'15	'16	'17	'18	'19	Total

79 Chris Estrella	-	-	3	12	4	19
50 Teton Saltes	-	-	2	12	5	19
64 Kyle Stapley	-	-	-	12	5	17
76 Jarred Sylvester	-	-	-	6	0	6
66 Jacob Jankoviak	-	-	-	-	5	5
78 Jason Mosely	-	-	-	-	4	4
71 David Zavala	-	-	-	0	1	1
73 Cade Briggs	-	-	-	-	1	1
DEFENSE	'15	'16	'17	'18	'19	Total

52 Aaron Blackwell	-	-	4	12	1	17
93 Nahje Flowers	-	-	-	11	2	13
84 Trent Sellers	-	-	-	0	4	4
90 Erin Austin	-	-	-	0	4	4
99 Ben Gansallo	-	-	-	-	2	2
95 Adebayo Soremekun	-	-	-	0	2	2
LB's	'15	'16	'17	'18	'19	Total

33 Alex Hart	0	1	12	3	5	21
46 Brandon Shook	-	-	-	4	0	4
30 Alexander "Moana" Vainikolo	-	-	-	0	5	5
18 Dylan Horton	-	-	-	0	4	4
20 Jacobi Hearn	-	-	-	-	1	1
DB's	'15	'16	'17	'18	'19	Total

6 De'John Rogers	-	-	-	3	5	8
12 Patrick Peek	-	-	-	1	4	5
8 Donte Martin	-	-	-	0	5	5
15 Latayveon Beaton	-	-	-	-	4	4
9 Jerick Reed II	-	-	-	-	3	3
32 Johnny Hernandez	-	-	-	0	2	2
11 Kameron Miller	-	-	-	0	1	1
21 Brandon Burton	-	-	-	-	1	1

## Lobos in the NFL

**Jason Sanders** **Miami Dolphins** **Kicker**  
Sanders is in his second season with Miami after getting drafted in the seventh round by Miami. He is 37-for-38 on extra points in his career and 22-for-27 on field goals, with a long of 54. He has hit 63 of 80 kickoffs for touchbacks. He was named to the PFWA 2018 All-Rookie Team.

**Corey Bojorquez** **Buffalo Bills** **Punter**  
Bojorquez is in his second season with Buffalo. He spent the 2018 camp with New England after earning an invite to tryout camp and then getting signed to a free agent contract. He averaged 45.1 yards per punt in his first season, and 22 of 45 punts inside the 20 with a long of 60 yards. For his career he is averaging 44.2 yards per punt with 34 of 71 punts inside the 20.

**D'Angelo Ross** **New England Patriots** **Defensive Back**  
Ross is in his first season after signing a free agent contract with the New England Patriots. He is currently on the injured list

Of the 14 Lobos that earned Mountain West Scholar-Athlete, nine return for the 2019 season

Kyle Stapley	3.88	Business Administration
Javohn Jones	3.89	Business Administration
Aaron Blackwell	3.68	Business Administration
Tyson Dyer	3.87	Business Administration
Matthew French	3.76	Exercise Science
David Zavala	3.89	Liberal Arts
Danny Sutton	3.63	Masters of Science
Coltin Gerhart	3.87	Masters of Science
Alex Hart	3.58	Master of B.A.
Aaron Overacker	3.98	Nuclear Engineering
Stephen Ruiz	4.00	Pre-Mathematics
Andrew Erickson	3.73	Pre-Mechanical Engineering
Gabe Ortega	3.63	Psychology
Cedric Patterson III	3.72	Psychology

## Special Teams Tackles (2019)

Player	Total	KO	Punt
Antonio Hunt	2	2	0
Reco Hannah	2	1	1
Patrick Peek	2	2	0
Michael LoVett III	2	2	0
Latayveon Beaton	2	0	1
Nico Bolden	1	0	1
Jared EnRico	1	0	1
Devin Sanders	1	0	1
Anu Somoye	1	1	0
Jerick Reed II	1	1	0
Marcus Williams	1	0	1
Kameron Miller	1	0	1
Tony Collier	1	0	1
<b>Total</b>	<b>18</b>	<b>9</b>	<b>9</b>

## Ye Old Stadium Tour Continueth...

Dreamstyle Stadium, the home of the Lobos was opened in 1960, and of the 130 FBS stadiums, it's pretty much right in the middle in terms of age. There are 65 stadiums newer, 62 older, and two others that also opened in 1960. UNM traveled to Notre Dame Stadium, and it's 30 years older than Dreamstyle Stadium, and the game continued a trend of UNM playing in historic stadiums that were built before FDR became President in 1933.

Looking ahead to what UNM has scheduled out, and back to the first season of the Bob Davie era, UNM will have 10 such contests, including three in the oldest stadium in America still in use by an FBS team (Kyle Field, home of Texas A&M).

Year	Opponent	Stadium	Year Built	Age	Capacity	Attendance
2012	at Texas	Darrell K. Royal Memorial Stadium	1924	20th Oldest	100,119	100,990
2017	at Texas A&M	Kyle Field	1904	Oldest	102,733	99,051
2018	at Wisconsin	Camp Randall Stadium	1917	Sixth Oldest	80,321	77,003
2019	at Notre Dame	Notre Dame Stadium	1930	37th Oldest	77,622	77,622
2020	at USC	Los Angeles Memorial Coliseum	1923	15th Oldest	77,500	
2020	at Mississippi State	Davis Wade Stadium at Scott Field	1914	Third Oldest	61,337	
2021	at Texas A&M	Kyle Field	1914	Oldest	102,733	
2022	at LSU	Tiger Stadium	1924	23rd Oldest	102,321	
2023	at Texas A&M	Kyle Field	1914	Oldest	102,733	
2025	at UCLA	Rose Bowl Stadium	1922	11th Oldest	90,888	

## A List of Vertically Challenged Kickoff Returners

For kickoffs, New Mexico trots out 5-6 Chad Alexander and 5-7 Bryson Carroll to return kickoffs, and it would seem like that's the small return tandem in the nation. After some research, we now know that it a fact. Here are all FBS kickoff returners listed at 5-8 or below:

Champ Flemings, Oregon State	5-5
<b>Chad Alexander, New Mexico</b>	<b>5-6</b>
J.J. Taylor, Arizona	5-6
<b>Bryson Carroll, New Mexico</b>	<b>5-7</b>
Jah'Marae Sheread, Texas State	5-7
Tyler Snead, East Carolina	5-7
Britain Covey, Utah	5-8
Adrian Killins, Jr., UCF	5-8
Jaylin Nelson, Texas State	5-8
K.D. Nixon, Colorado	5-8
Sean Riley, Syracuse	5-8

## Dyer Continues UNM's Strong Punting Game

Tyson Dyer continued what is shaping up to be an amazing season punting the football. Dyer averaged 48.3 yards per punt, keeping his season average at 48.1. Despite a punt getting blocked (it still went 20 yards), Dyer's first two punts were killed inside the Spartan 20-yard line, giving him eight straight punts downed inside the 20. That streak ended with a 49-yard punt that was downed at the 35-yard line.

Dyer's 48.1 average would be the Lobo record for single-season punting, and he is now one punt away from 100 career punts, which will make him eligible for the Lobo career record. Dyer is averaging 45.3 yards per punt for his career, and he as of right now would just nip the current career-record holder of Corey Bojorquez. Dyer currently is averaging 45.26 for his career and Bojorquez is averaged 45.15.

## Lucky Seven (In a Way)

Last year seven Lobos were able to play in four or fewer games and still earn a redshirt for 2018:

## Beauty Tip of the Week

# \$5,000

That's the money raised for the Lobo Scholarship Fund when booster Dee Dennis got the winning bid for Kyle Stapley to shave his beard of over three years. The offensive line, and Dennis, did the honors.





## Record Watch

### SINGLE GAME -TOTAL OFFENSE

Yds.	Player	Year
1. 594	Jeremy Leach vs. Utah	11/11/1989
2. 514	Ned James vs. Wyoming	11/1/1986
3. 501	Billy Rucker vs. San Diego State	9/27/1986
4. 487	Billy Rucker vs. Wyoming	11/16/1985
5. 464	Stoney Case vs. TCU	9/10/1994
6. 440	Brad Wright vs. Texas Tech	10/14/1978
7. 414	<b>Tevaka Tuoti vs. New Mexico State</b>	<b>9/21/2019</b>
8. 413	Stoney Case vs. Colorado State	10/1/1994
9. 410	Casey Kelly vs. UNLV	11/1/2003
10. 404	Jeremy Leach vs. Hawai'i	9/14/1991

### SINGLE GAME YARDAGE

Yds.	Player	Year
1. 622	Jeremy Leach vs. Utah	11/11/1989
2. 490	Billy Rucker vs. San Diego State	9/27/1986
3. 458	Billy Rucker vs. Wyoming	11/16/1985
4. 452	Brad Wright vs. Texas Tech	10/14/1978
5. 427	Jeremy Leach vs. Hawai'i	9/14/1991
6. 408	Barry Garrison vs. Hawai'i	10/10/1987
408	Casey Kelly vs. UNLV	11/1/2003
8. 406	Ned James vs. Wyoming	11/1/1986
9. 403	Stoney Case vs. TCU	9/10/1994
10. 393	Stoney Case vs. Air Force	11/2/1991
11. 390	Jeremy Leach vs. New Mexico State	9/10/1988
12. 385	Jeremy Leach vs. Akron	9/24/1988
13. 376	Jeremy Leach vs. San Diego State	11/4/1989
376	Terry Stone vs. BYU	9/23/1967
15. 375	Stoney Case vs. BYU	9/24/1994
375	Barry Garrison vs. Utah	9/5/1987
17. 370	Jeremy Leach vs. Tulsa	9/23/1989
18. 368	Barry Garrison vs. BYU	9/26/1987
19. 365	Jeremy Leach vs. Texas Tech	9/16/1989
20. 363	Stoney Case vs. Colorado State	10/1/1994
21. 359	Graham Leigh vs. San Diego State	10/17/1998
22. 358	Billy Rucker vs. New Mexico State	9/14/1985
23. 355	<b>Tevaka Tuoti vs. New Mexico State</b>	<b>9/21/2019</b>
24. 354	Donovan Porter vs. Nevada	12/22/2007
25. 351	Donald Sellers vs. San Diego State	11/4/1995
351	Stoney Case vs. BYU	10/26/1991
351	Steve Myer vs. Arizona	10/25/1975

## Lobo Walk Ons

Here are the Lobo Walk-ons by position that are on the active roster:

QB (1)	Connor Genal, Santa Fe Springs, Calif. (St. Paul HS)
TE (1)	Kyle Hester, Gilbert, Ariz. (Highland HS)
RB (0)	None
WR (3)	Nick Foster, Orinda, Calif. (Santa Barbara CC/Miramonte HS) Jonah Levy, Carlsbad, N.M. (Carlsbad HS) Reece Wilkinson, Albuquerque, N.M. (La Cueva HS)
OL (3)	Colston Chacon, La Habra, Calif. (Corona Del Mar HS) Daniel Hammons, Joshua, Texas (West Texas A&M/Godley HS) Brad Murphy, Morgan Hill, Calif. (CC of San Francisco/Valley Christian HS) Tayo Regenold, Santa Fe, N.M. (St. Michael's HS)
P (1)	John Mitchell III, Great Falls, Va. (OLOG HS)
K (2)	Dylan Kelly-Romero, Los Lunas, N.M. (Los Lunas HS) Donovan Murphree, Ft. Collins, Colo. (Fossil Ridge HS)
LS (1)	Aiden Kneller, Englewood, Colo. (Cherry Creek HS)
DL (4)	Ben Bertram, Albuquerque, N.M. (Sandia HS) Louis Harden, San Clemente, Calif. (San Clemente HS) Emmanuel Malek, Arlington, Texas (Sam Houston HS) Harshan Sachdeva, Bakersfield, Calif. (Stockdale HS)
S (1)	Ryan Romero, Rancho Santa Margarita, Calif. (Tesoro HS)
LB (4)	Matt French, Crestview, Fla (Crestview HS) Dequez Irving, Wichita, Kan. (Wichita East HS) Xavier Vigil, Santa Fe, N.M. (St. Michael's HS) Josh Woisin, Albuquerque, N.M. (La Cueva HS)

## Lobo Captains

UNM's captains for 2019 are Alex Hart, Trent Sellers, Kyle Stapley and Aaron Blackwell. With the selection of Hart, he becomes just the third three-time captain in the history of Lobo Football, having served as a captain in both 2017 and 2018. Ironically, he was a teammate of the other two, as Lamar Jordan (2014-16) and Dakota Cox (2014-16) also were three-time captains.

Aaron Molina	4
Alex Hart	3
Cedric Patterson III	3
Donte Martin	3
Bryson Carroll	2
Trae Hall	1
Andrew Erickson	1

UNM already has players that will benefit from the four-game rule this season. Elijah Lilly played in three games before season-ending surgery, and quarterback Brandt Hughes played a half before suffering a season ending injury. Patrick Peek also played four games and will now redshirt to get one more year at UNM.

## And You Thought the 80s were the Only Time Period Where You Could Wear Two Redshirts

Traditionally, you can only redshirt once. However, you can now redshirt twice, and four Lobos are now double redshirts. All four Lobos were able to utilize a rule that allows for an injury redshirt after redshirting as an academically eligible freshman. Daevon Vigilant earned his second redshirt for his 2017 season in which he was injured for the season in the opening game of the year.

Last year, both Q' Drennan and Tevaka Tuoti were able to get a second redshirt despite playing in 2018. Drennan was hurt on the season-opening drive after a 40-yard reception, and since he was redshirted in 2015 as an academically eligible freshman, he earned a second redshirt and will be in graduate school as a junior in eligibility for 2019.

Tuoti, who was injured against Wisconsin, missed the New Mexico State game and then suffered a season-ending injury in the fourth game of the season (his third) against Liberty. Since he also redshirted as an academically eligible freshman in 2016, he earned a second redshirt and in 2019 he will be a sophomore.

Additionally, Kentrail Moran has back to back injuries and is a double redshirt.

## You Get a Scholarship...and You Get a Scholarship!

On June 6, five Lobos, including three New Mexico natives, were awarded scholarships by head coach Bob Davie in a surprise announcement during Thursday meetings, bringing cheers from their teammates.

The five Lobos earning scholarships were Bobby Cole (a redshirt running back from Chatsworth, California), Andrew Erickson (a redshirt freshman receiver from Albuquerque's Manzano High School), Micah Gray (a redshirt sophomore running back from Clovis High School), Hayden Wilson (a redshirt sophomore offensive lineman from Rio Rancho's Cleveland High School) and Nic Wilson (a redshirt freshman cornerback from San Bernardino, California).

"I'm proud of the work that all five of these young men have done at UNM," said Davie. "Whether it's the hard work they have put in on the field, or in the classroom, or in the community, they have represented themselves, this program and our institution in outstanding fashion. I'm excited for them and their families. They have earned this."

Gray and Cole saw playing time in 2018 as redshirt freshmen, mostly on special teams, but both had a solid spring camp and saw plenty of action totting the football at running back as well as participating on special teams. For Erickson, Hayden Wilson and Nic Wilson, all three were freshmen last year and all had terrific seasons on the scout team in 2018, and then turned in great spring camps in 2019.

Overall, the five bring the total of former walk-ons elevated to scholarship status under Bob Davie to 23, and Erickson, Gray and Wilson bring the total of New Mexico natives elevated to scholarship status to 15. Gray and Wilson both served as the New Mexico Man last season, with Gray earning the honor on September 29 against Liberty and Wilson on November 24 against Wyoming. Of the 30 New Mexico Men that started their careers as walk-ons at UNM, 13 have now earned scholarships.

The New Mexico Man tradition was started by Davie in 2012. In the program a walk-on, or former walk-on player is designated as the "New Mexico Man" each home week during the season. The selected player leads the team onto the field with the New Mexico state flag before home games as well as in Las Cruces at the Rio Grande Rivalry game between the Lobos and New Mexico State. During the game, the New Mexico Man wears a special uniform patch in the shape of the state of New Mexico on their jersey.

Of the previous 18 student-athletes put on scholarship by Davie, 12 were natives of New Mexico. Those names include David Anaya, Javohn Jones, Xavier Madrid, Jeric Magnant, Zack Rogers, Steven Romero, John Russo, Andrew Shelley, Thomas Vieira, Michael Walsh, Randy Williams and Reece White. Overall, UNM has 17 New Mexico natives on the preliminary 2019 roster, with more set to join when classes begin in August. The 17 New Mexico players is the most of any Division I team, with 11 on full scholarship.

## Building Blocks

While it has been a long time since UNM has blocked a punt (October 31, 2009 by Victor James against San Diego State), UNM is getting pretty adept at blocking kicks. UNM had two more blocked kicks on Friday, giving UNM three on the season, and that total is tied for the national lead (with Appalachian State, Penn State, Memphis, Northern Illinois, Ohio State and Baylor).

Oddly, UNM had a third block in the game that bounced right into the arms of Moana Vainikolo and it would have went for about a 65-

## Davie Coaching Tree

### Former assistants that became collegiate head coaches

- \*Charlie Strong (Louisville 2010-13; Texas 2014-16; USF 2017-present)
- \*Dan Mullen (Mississippi State 2009-17; Florida 2018-present)
- \*Steve Addazio (Temple, 2011-12; Boston College 2013-present)
- \*Urban Meyer (Bowling Green 2001-02; Utah 2003-04; Florida 2005-10; Ohio State 2012-18)
- \*Mike Sanford (UNLV 2005-09; Indiana State 2013-16)
- \*Joker Phillips (Kentucky 2010-12)

### Former assistants that became NFL coordinators

- \*Bill Sheridan (Tampa Bay, DC, 2012-13)
- \*Dean Pees (New England, DC, 2006-09; Baltimore, DC, 2012-17; Tennessee, DC, 2018-present)
- \*Don Martindale (Denver, DC, 2010; Baltimore, DC, 2018-present)
- \*Jerry Rosburg (Cleveland, STC, 2001-06; Atlanta, STC, 2007; Baltimore, STC, 2008-18)
- \*Greg Matson (Baltimore, 2009-10)
- \*John DeFilippo (Cleveland, OC, 2015, Minnesota, OC, 2018, Jacksonville, OC, 2019)

### Former players that became coaches

- \*Dennis Allen (Oakland, head coach 2012-14; Denver, DC, 2011; New Orleans, DC, 2015-present)
- \*Aaron Glenn (New Orleans, DBs, 2016-present)
- \*Anthony Weaver (DL, Houston, 2016-present)





## 100-yard Rushing Games Under Bob Davie (by Date)

Pl.	Total	Player	Opponent	Date
1.	103	Demarcus Rogers	Southern	9/1/2012
2.	129	Kasey Carrier	at New Mexico State	9/22/2012
3.	191	Kasey Carrier	Texas State	10/6/2012
4.	161	Kasey Carrier	at Hawai'i	10/13/2012
5.	104	Cole Gautsche	at Hawai'i	10/13/2012
6.	338	Kasey Carrier	at Air Force	10/20/2012
7.	136	Kasey Carrier	Fresno State	10/27/2012
8.	149	Cole Gautsche	at Wyoming	11/10/2012
9.	109	Kasey Carrier	at Wyoming	11/10/2012
10.	145	Kasey Carrier	Nevada	11/17/2012
11.	118	Cole Gautsche	UTSA	8/31/2013
12.	291	Kasey Carrier	at UTEP	9/7/2013
13.	191	Kasey Carrier	UNLV	9/28/2013
14.	119	Carlos Wiggins	UNLV	9/28/2013
15.	108	Cole Gautsche	UNLV	9/28/2013
16.	127	Cole Gautsche	New Mexico State	10/5/2013
17.	126	Kasey Carrier	New Mexico State	10/5/2013
18.	113	Cole Gautsche	at Wyoming	10/12/2013
19.	104	Kasey Carrier	at Wyoming	10/12/2013
20.	179	Kasey Carrier	Air Force	11/8/2013
21.	140	Cole Gautsche	Air Force	11/8/2013
22.	184	Cole Gautsche	UTEP	8/30/2014
23.	139	Crusoe Gongbay	at New Mexico State	9/20/2014
24.	163	Crusoe Gongbay	Fresno State	9/26/2014
25.	106	Lamar Jordan	at UTSA	10/4/2014
26.	102	Jhurell Pressley	at UTSA	10/4/2014
27.	148	Jhurell Pressley	at Air Force	10/18/2014
28.	138	Jhurell Pressley	at UNLV	11/1/2014
29.	154	Jhurell Pressley	vs. Boise State	11/8/2014
30.	205	Teriyon Gipson	vs. Boise State	11/8/2014
31.	109	Jhurell Pressley	at Colorado State	11/22/2014
32.	101	Jhurell Pressley	Wyoming	11/29/2014
33.	108	Daryl Chestnut	Mississippi Valley St.	9/5/2015
34.	147	Lamar Jordan	at Wyoming	9/26/2015
35.	103	Jhurell Pressley	at Wyoming	9/26/2015
36.	157	Lamar Jordan	New Mexico State	10/3/2015
37.	142	Teriyon Gipson	New Mexico State	10/3/2015
38.	132	Jhurell Pressley	Boise State	11/14/2015
39.	170	Jhurell Pressley	Air Force	11/28/2015
40.	135	Lamar Jordan	Arizona	12/19/2015
41.	181	Teriyon Gipson	South Dakota	9/1/2016
42.	101	Lamar Jordan	at Rutgers	9/17/2016
43.	156	Teriyon Gipson	San Jose State	10/1/2016
44.	117	Tyrone Owens	San Jose State	10/1/2016
45.	139	Lamar Jordan	Boise State	10/7/2016
46.	140	Teriyon Gipson	vs. Air Force	10/15/2016
47.	126	Tyrone Owens	vs. Air Force	10/15/2016
48.	171	Tyrone Owens	ULM	10/22/2016
49.	134	Tyrone Owens	at Hawai'i	10/29/2016
50.	121	Teriyon Gipson	Nevada	11/5/2016
51.	107	Teriyon Gipson	at Utah State	11/12/2016
52.	157	Tyrone Owens	at Colorado State	11/19/2016
53.	217	Teriyon Gipson	Wyoming	11/26/2016
54.	176	Lamar Jordan	Wyoming	11/26/2016
55.	121	Richard McQuarley	Wyoming	11/26/2016
56.	156	Coltin Gerhart	at Tulsa	9/23/2017
57.	179	Richard McQuarley	Air Force	9/30/2017
58.	159	Tyrone Owens	Colorado State	10/20/2017
59.	164	Tyrone Owens	UNLV	11/17/2017
60.	145	Daryl Chestnut	UNLV	11/17/2017
61.	116	Lamar Jordan	UNLV	11/17/2017
62.	110	Tyrone Owens	at New Mexico State	9/15/2018
63.	107	Ahmari Davis	Sam Houston State	8/31/2019
64.	133	Ahmari Davis	New Mexico State	9/21/2019
65.	104	Sheriron Jones	at San Jose State	10/4/2019

yard touchdown, but the play was blown dead due to a false start on the kicker.

It's the most blocked kicks for the Lobos since the 2009 season when UNM recorded four blocked kicks. Overall, UNM has blocked 13 field goals and extra points in the Bob Davie era.

### A Semester and Year to Remember

The Lobos turned in a pair of semesters in the classroom like no other, combining for the best academic year for the Lobo football team in the history of the program. For the Fall semester, the team turned in a 2.83 GPA for the Fall, which was the best Fall semester in the history of the program. The team then topped that in the Spring with a 2.92, which is the second-highest GPA in the program's history, behind only a 2.96 GPA in the Spring of 2003. The combined GPA of 2.88 is the best combined GPA for the two semesters in the history of the program.

### Ch-Ch-Ch-Changes

UNM made some changes to its coaching staff for the 2019 season.

The Lobos have a new offensive and defensive coordinator for the 2019 season. Joe Dailey is in his first season as the offensive coordinator and quarterbacks coach after coming to UNM from Liberty University. With Dailey handling the quarterbacks, Apollo Wright has moved over from quarterbacks to running backs. UNM's defensive coordinator is Jordan Peterson, who has served as the safeties coach for the past three seasons, and he takes over for Kevin Cosgrove, who is now with LSU.

UNM also has two new defensive coaches, both coaching linebackers. Dan Carrel and Dillon Sanders will coach linebackers, taking over for Cosgrove and Archie McDaniel. Carrel came to UNM from Houston, and Sanders came to UNM from Kentucky.

### Now That's Explosive

The Lobos has had three more plays of 30 or more yards against San Jose State, and that is good for seventh nationally. UNM is also tied for 13th nationally with 10 plays of 40 or more yards.

	Name	G	10+ Yards	20+ Yards	30+ Yards	40+ Yards	50+ Yards	60+ Yards	70+ Yards	80+ Yards	90+ Yards
1	Oklahoma	5	120	50	29	16	7	5	3	0	0
2	UCF	6	110	46	28	13	8	6	5	0	0
3	Western Michigan	6	101	43	24	13	5	5	1	0	0
4	SMU	6	88	42	23	10	3	0	0	0	0
5	Arkansas State	6	92	33	21	12	3	3	3	2	1
5	Oklahoma State	6	97	42	21	12	11	7	5	2	1
7	<b>New Mexico</b>	5	75	32	20	10	4	1	0	0	0
8	Arizona	5	87	35	19	14	6	5	5	2	1
8	Boston College	6	95	33	19	9	5	1	1	0	0
8	Ohio State	6	106	41	19	10	7	4	0	0	0

### UNM Can Add to This List

Of the top 10 teams that UNM has defeated the most, the Lobos face off with four of them this season, including Colorado State this week. Below is the list:

Pl.	Wins	Opponent	This Year
1.	72	<b>New Mexico State</b>	<b>Won 55-52</b>
2.	43	UTEP	
3.	34	<b>Wyoming</b>	<b>October 26</b>
4.	25	<b>Colorado State</b>	<b>October 11</b>
5.	24	Northern Arizona	
6.	20	Arizona	
7.	17	Utah	
8.	15	San Diego State	
9.	14	<b>Air Force</b>	<b>November 9</b>
	14	BYU	
	14	Albuquerque Indian School	

### Just Another Classroom Record for Bob Davie's Lobos

For a second straight year, the Lobos picked up a school record number of Mountain West All-Academic selections. When the league announced the Fall Mountain West All-Academic teams, New Mexico was honored with 27 awards, surpassing the record of 23, set just one season prior. The previous school record was under Coach Davie as well, in 2014 when the team picked up 20. Overall the 108 honorees over the last five years is the best five-year stretch in school history. The 50 over the last two years is the best over any two-year period in school history.

### Davie Extended His Non-Conference Mark

Bob Davie is the only Lobo coach to record two non-conference wins in each of his first eight seasons at the helm of the Lobos. The

### Stat of the Week

# 30.7%

That's UNM's defensive third down percentage, good for 21st in the nation.

### Hidden Stat

# 54

That is the number of yards lost on tackles for losses against UNM's offense this year. UNM has been tackled for a loss just 21 times, and that's tied for 14th-best in the nation, but the 54 yards lost is the fourth fewest yards allowed on tackles for loss in the nation.



## 100-yard Rushing Games Under Bob Davie (by Yards)

Pl.	Total	Player	Opponent	Date
1.	338	Kasey Carrier	at Air Force	10/20/2012
2.	291	Kasey Carrier	at UTEP	9/7/2013
3.	217	Teriyon Gipson	Wyoming	11/26/2016
4.	205	Teriyon Gipson	vs. Boise State	11/8/2014
5.	191	Kasey Carrier	UNLV	9/28/2013
6.	191	Kasey Carrier	Texas State	10/6/2012
7.	184	Cole Gautsche	UTEP	8/30/2014
8.	181	Teriyon Gipson	South Dakota	9/1/2016
9.	179	Richard McQuarley	Air Force	9/30/2017
10.	179	Kasey Carrier	Air Force	11/8/2013
11.	176	Lamar Jordan	Wyoming	11/26/2016
12.	171	Tyrone Owens	ULM	10/22/2016
13.	170	Jhurell Pressley	Air Force	11/28/2015
14.	164	Tyrone Owens	UNLV	11/17/2017
15.	163	Crusoe Gongbay	Fresno State	9/26/2014
16.	161	Kasey Carrier	at Hawai'i	10/13/2012
17.	159	Tyrone Owens	Colorado State	10/20/2017
18.	157	Tyrone Owens	at Colorado State	11/19/2016
19.	157	Lamar Jordan	New Mexico State	10/3/2015
20.	156	Coltin Gerhart	at Tulsa	9/23/2017
21.	156	Teriyon Gipson	San Jose State	10/1/2016
22.	154	Jhurell Pressley	vs. Boise State	11/8/2014
23.	149	Cole Gautsche	at Wyoming	11/10/2012
24.	148	Jhurell Pressley	at Air Force	10/18/2014
25.	147	Lamar Jordan	at Wyoming	9/26/2015
26.	145	Daryl Chestnut	UNLV	11/17/2017
27.	145	Kasey Carrier	Nevada	11/17/2012
28.	142	Teriyon Gipson	New Mexico State	10/3/2015
29.	140	Teriyon Gipson	vs. Air Force	10/15/2016
30.	140	Cole Gautsche	Air Force	11/8/2013
31.	139	Lamar Jordan	Boise State	10/7/2016
32.	139	Crusoe Gongbay	at New Mexico State	9/20/2014
33.	138	Jhurell Pressley	at UNLV	11/1/2014
34.	136	Kasey Carrier	Fresno State	10/27/2012
35.	135	Lamar Jordan	Arizona	12/19/2015
36.	133	<b>Ahmari Davis</b>	<b>New Mexico State</b>	<b>9/21/2019</b>
37.	134	Tyrone Owens	at Hawai'i	10/29/2016
38.	132	Jhurell Pressley	Boise State	11/14/2015
39.	129	Kasey Carrier	at New Mexico State	9/22/2012
40.	127	Cole Gautsche	New Mexico State	10/5/2013
41.	126	Tyrone Owens	vs. Air Force	10/15/2016
42.	126	Kasey Carrier	New Mexico State	10/5/2013
43.	121	Richard McQuarley	Wyoming	11/26/2016
44.	121	Teriyon Gipson	Nevada	11/5/2016
45.	119	Carlos Wiggins	UNLV	9/28/2013
46.	118	Cole Gautsche	UTSA	8/31/2013
47.	117	Tyrone Owens	San Jose State	10/1/2016
48.	116	Lamar Jordan	UNLV	11/17/2017
49.	113	Cole Gautsche	at Wyoming	10/12/2013
50.	110	Tyrone Owens	at New Mexico State	9/15/2018
51.	109	Kasey Carrier	at Wyoming	11/10/2012
52.	109	Jhurell Pressley	at Colorado State	11/22/2014
53.	108	Daryl Chestnut	Mississippi Valley St.	9/5/2015
54.	108	Cole Gautsche	UNLV	9/28/2013
55.	107	<b>Ahmari Davis</b>	<b>Sam Houston State</b>	<b>8/31/2019</b>
56.	107	Teriyon Gipson	at Utah State	11/12/2016
57.	106	Lamar Jordan	at UTSA	10/4/2014
58.	104	<b>Sheriron Jones</b>	<b>at San Jose State</b>	<b>10/4/2019</b>
59.	104	Cole Gautsche	at Hawai'i	10/13/2012
60.	104	Kasey Carrier	at Wyoming	10/12/2013
61.	103	Jhurell Pressley	at Wyoming	9/26/2015
62.	103	Demacrus Rogers	Southern	9/1/2012
63.	102	Jhurell Pressley	at UTSA	10/4/2014
64.	101	Lamar Jordan	at Rutgers	9/17/2016
65.	101	Jhurell Pressley	Wyoming	11/29/2014

only other Lobo coach to ever win at least two non-conference match-ups in his first five seasons was Ted Shipkey, who did it from 1937-41. Here are a few things that did not exist the last time before Davie that a Lobo coach won at least two non-conference games in his first five seasons:

\*World War I (World War II hadn't started yet, so World War I was referred to as the Great War.

\*Daylight Savings Time (started in 1942)

\*Anne Frank's Diary (she started writing it on her 13th birthday in 1942)

\*Stephen Hawking (he was born in 1942)

\*Color Film (Eastman Kodak invented it in 1942)

\*Chemotherapy (This was first tested in 1942 by Alfred Gilman, Louis S. Goodman and Frederick S. Phillips)

### Davie Now Fourth All By Himself

Bob Davie moved all alone into fourth place among the winningest coaches in Lobo history with the 39-31 win over Sam Houston State. He needs five more wins to move into third place.

#### Pl. Coach..... Years..... W

1.	Rocky Long.....	1998-08 .....	65
2.	Roy Johnson.....	1920-30 .....	41
3.	Bill Weeks .....	1960-67 .....	40
4.	<b>Bob Davie .....</b>	<b>2012-present .....</b>	<b>35</b>
5.	Dennis Franchione.....	1992-97 .....	33
6.	Bill Mondt .....	1974-79 .....	31
7.	Ted Shipkey.....	1937-41 .....	30
8.	Rudy Feldman.....	1968-73 .....	24
9.	Willis Barnes .....	1942-46 .....	19
10.	Joe Morrison.....	1980-82 .....	18

### On This Date

Friday, October 11 is the 284th day of the year, and there are 81 days remaining in 2019. Use them wisely please. October 11 is International Day of the Girl Day, National Coming Out Day, and General Pulaski Memorial Day. It's also a big day for pizza fans everywhere as it is National Sausage Pizza Day, a tremendously underrated pie in the grand scheme of things. The Lobos are 6-6-1 all-time on October, having won two of the last three meetings on the date. UNM also had its last scoreless tie on this date in 1941 against Arizona State.

L	10/11/2008	BYU	3-21	Provo, UT
W	10/11/1997	San Diego State	36-21	San Diego, CA
W	10/11/1986	UTEP	24-22	Albuquerque, NM
L	10/11/1980	Colorado State	26-31	Albuquerque, NM
L	10/11/1975	Arizona State	10-16	Albuquerque, NM
L	10/11/1969	BYU	15-41	Provo, UT
W	10/11/1958	Utah State	34-14	Albuquerque, NM
W	10/11/1947	New Mexico State	20-0	Albuquerque, NM
T	10/11/1941	Arizona State	0-0	Tempe, AZ
L	10/11/1940	Arizona State	6-13	Albuquerque, NM
W	10/11/1930	New Mexico Highlands	45-0	Albuquerque, NM
L	10/11/1929	Occidental	0-26	Los Angeles, CA
W	10/11/1924	Montezuma College	56-0	Albuquerque, NM

Many things have happened in the world on October 11. Soyuz MS-10, which was taking new crew members to the International Space Station, suffered a critical failure and aborted its mission, with all the astronauts surviving (2018), Polaroid filed for bankruptcy (2001), the Space Shuttle Discovery launched, the 100th shuttle mission (2000), Anita Hill testified against Clarence Thomas (1991), The AIDS Memorial Quilt made its debut in Washington (1987), President Reagan and Mikhail Gorbachev met in Iceland for a historic arms summit (1986), Kathryn Sullivan left the Space Shuttle Challenger and performed the first space walk by a female (1984), Apollo 7 launched as the first successful manned Apollo mission (1968), the Duke (Edward VII) and Duchess (Wallis Simpson) of Windsor met with Adolph Hitler after touring Nazi Germany (1937), a 7.1 magnitude earthquake hits Puerto Rico, killing 116 (1918), Theodore Roosevelt became the first U.S. President to fly in an airplane (1910), The Daughter's of the American Revolution was founded (1890), The University of Sydney, the first university on the continent, was founded (1852), surveying the border of Pennsylvania and Maryland is completed by Charles Mason and Jeremiah Dixon, and the border became known as the Mason-Dixon Line (1767) and a peace treaty was signed, ending the Jin-Song War (1142).

Famous people born on October 11 include football player T.J. Watt (Pittsburgh Steelers, 1994), Belcalis Marlenis Almanzer, better known as rapper Cardi B (Love & Hip-Hop, 1992), golfer Michelle Wie (1989), soccer player Omar Gonzalez (Toronto FC, 1988), basketball player Michael Conley, Jr. (Memphis Grizzlies, 1987), actress Michelle Trachtenberg (Euro-Trip, 1985), football player Terrell Suggs, (Baltimore Ravens, 1982), baseball player Ty Wigginton (Baltimore Orioles, 1977), actress Emily Deschanel (Bones, 1976), baseball player Dmitri Young (Washington Nationals, 1973), rapper Lana Michelle Moore, better known as MC Lyte (Lyte as a Rock, 1970), actress Jane Krakowski (30 Rock, 1968), comedian Artie Lang (The Howard Stern Show, 1967), actor Luke Perry (Beverly Hills 90210, 1966), actor Sean Patrick Flannery (Boondock Saints, 1965), actress Joan Cusack (Working Girl/Toys, 1962), football player Steve Young (San Francisco 49ers, 1961), baseball pioneer Curt Flood (St. Louis Cardinals, 1960), actor David Morse (Contact, 1953), broadcaster Jon Miller (ESPN, 1951), singer Daryl Hall (Hall & Oates, 1946), wrestler "The American Dream" Dusty Rhodes (1945), singer Dottie West (1932), football coach LaVelle Edwards (BYU, 1930), real estate mogul Fred Trump (President Trump's father, 1905), former First Lady Eleanor Roosevelt (1884), politician

## National Stat

# 35th

Where Ahmari Davis ranks nationally in rushing average. He is averaging 91.4 yards per game, which is also good for third in the Mountain West.

## Stat Tracker

# 18

The number of FBS coaches that have been at their schools longer than Bob Davie, who is entering his eighth season. There are 130 FBS coaches, and among Group of 5 coaches, Davie is eighth in longevity.



## Series History vs. Colorado State

Colorado State leads the all-time series 41-25, and CSU has won nine in a row. It's the longest winning streak for either team, as UNM had a five-game winning streak from 1960-64.

Opponent	Site	Score
10/13/2018	Fort Collins, CO	L 18-20
10/20/2017	Albuquerque, NM	L 24-27
11/19/2016	Fort Collins, CO	L 31-49
11/21/2015	Albuquerque, NM	L 21-28
11/22/2014	Fort Collins, CO	L 20-58
11/16/2013	Albuquerque, NM	L 42-66
11/24/2012	Fort Collins, CO	L 20-24
9/3/2011	Albuquerque, NM	L 10-14
10/30/2010	Fort Collins, CO	L 14-38
11/21/2009	Albuquerque, NM	W 29-27
11/15/2008	Fort Collins, CO	L 6-20
11/10/2007	Albuquerque, NM	W 26-23
10/28/2006	Fort Collins, CO	W 20-19
10/28/2005	Albuquerque, NM	L 25-35
10/30/2004	Fort Collins, CO	W 26-17
11/7/2003	Albuquerque, NM	W 37-34
11/23/2002	Fort Collins, CO	L 14-22
11/17/2001	Albuquerque, NM	L 17-24
10/7/2000	Fort Collins, CO	L 14-17
11/6/1999	Albuquerque, NM	L 22-36
12/6/1997	Las Vegas, NV-WAC Championship	L 13-41
10/21/1995	Fort Collins, CO	W 22-14
10/1/1994	Albuquerque, NM	L 31-38
10/30/1993	Fort Collins, CO	L 20-21
11/21/1992	Albuquerque, NM	L 10-14
11/16/1991	Fort Collins, CO	W 38-36
10/20/1990	Fort Collins, CO	L 7-47
10/7/1989	Albuquerque, NM	L 20-34
11/12/1988	Albuquerque, NM	W 24-23
10/17/1987	Fort Collins, CO	L 13-35
11/15/1986	Fort Collins, CO	L 27-32
10/12/1985	Albuquerque, NM	L 28-45
10/13/1984	Albuquerque, NM	L 10-16
10/29/1983	Fort Collins, CO	L 24-25
11/13/1982	Albuquerque, NM	W 29-24
11/14/1981	Fort Collins, CO	W 28-16
10/11/1980	Albuquerque, NM	L 26-31
11/10/1979	Fort Collins, CO (UNM Forfeit)	W 24-9
11/11/1978	Albuquerque, NM	L 15-26
10/22/1977	Fort Collins, CO	L 9-14
10/2/1976	Fort Collins, CO	W 33-20
9/27/1975	Albuquerque, NM	L 16-27
9/14/1974	Albuquerque, NM	W 32-23
11/24/1973	Fort Collins, CO	W 30-13
9/14/1968	Albuquerque, NM	L 13-21
11/5/1966	Albuquerque, NM	L 6-45
10/2/1965	Fort Collins, CO	L 22-27
11/14/1964	Albuquerque, NM	W 42-0
11/2/1963	Fort Collins, CO	W 25-0
11/10/1962	Albuquerque, NM	W 21-8
11/18/1961	Fort Collins, CO	W 20-8
11/12/1960	Albuquerque, NM	W 24-6
9/26/1959	Fort Collins, CO	L 9-14
11/15/1958	Albuquerque, NM	W 17-12
9/28/1957	Fort Collins, CO	W 30-7
12/1/1956	Albuquerque, NM	L 27-28
9/24/1955	Fort Collins, CO	L 0-25
11/13/1954	Albuquerque, NM	W 10-7
11/21/1953	Fort Collins, CO	L 3-9
11/15/1952	Albuquerque, NM	W 3-0
10/27/1951	Albuquerque, NM	L 15-20
10/26/1940	Denver, CO	L 6-7
11/30/1939	Albuquerque, NM	W 21-19
11/24/1938	Albuquerque, NM	W 27-7
10/3/1936	Fort Collins, CO	L 7-9
11/28/1935	Albuquerque, NM	L 6-7

Pierre Napoleon Bonaparte, the nephew of the French ruler (1815) and the Grand Prince of Moscow Tsarevich Dmitry Ivanovich (1552).

Sadly on this day the world lost baseball player Dean Chance (Tinker to Ever to Chance, 2015), baseball player Champ Summers (2012), Austrian singer Werner von Trapp (the inspiration for the family in The Sound of Music, 2007), baseball player Cory Lidle (2006), actor Redd Foxx (1991), baseball player Norm Cash (1986), typographer Stanley Morrison, who created the Times New Roman font (1967), comedian Chico Marx (1961), explorer Meriwether Lewis (Lewis & Clark, 1809) and Pop Boniface the VIII (1303).

### The New Mexico Man

Ever since Bob Davie became head coach, UNM has designated a walk-on, or former walk-on player as the "New Mexico Man" each week during the season. The designated player leads the team onto the field with the New Mexico state flag before home games as well as in Las Cruces at the Rio Grande Rivalry game between the Lobos and New Mexico State. The player runs with the flag across the field to the north end zone, where he waves it for the home crowd.

Coach Davie and his staff will select the weekly player, based on dedication, work ethic, team spirit and unselfishness that exemplifies Lobo football and the state of New Mexico. "Walk-ons are critical to our success here at UNM," Davie said at the implementation of the program. "I have tremendous respect for all of them and want to have a way to recognize their importance and contributions to the program." The following is the complete list of New Mexico Men for the program since its inception in 2012.

#### 2012 New Mexico Men

Sept. 1	Jeric Magnant (Rio Rancho)	Southern
Sept. 22	David Anaya (Roswell)	at New Mexico State
Sept. 29	David Anaya (Roswell)	Boise State
Oct. 6	Reece White (Rio Rancho)	Texas State
Oct. 27	Tim Foley (Rio Rancho)	Fresno State
Nov. 10	Greg Rivara (Albuquerque)	Wyoming
Nov. 17	Matt Raymer (Albuquerque)	Nevada

#### 2013 New Mexico Men

Aug. 31	Reece White (Rio Rancho)	UTSA
Sept. 28	Randy Williams (Albuquerque)	UNLV
Oct. 5	David Anaya (Roswell)	New Mexico State
Oct. 19	Steven Romero (Albuquerque)	Utah State
Nov. 8	Tim Foley (Rio Rancho)	Air Force
Nov. 16	Jack Lamm (Albuquerque)	Colorado State

#### 2014 New Mexico Men

Aug. 30	Greg Wortman (Los Lunas)	UTEP
Sept. 6	Randy Williams (Albuquerque)	Arizona State
Sept. 20	David Anaya (Roswell)	at New Mexico State
Sept. 26	Geoff Smelser (Las Cruces)	Fresno State
Oct. 10	Zack Rogers (Rio Rancho)	San Diego State
Nov. 8	John Russo (Albuquerque)	Boise State
Nov. 29	Marcus Lopez (Santa Rosa)	Wyoming

#### 2015 New Mexico Men

Sept.. 5	David Georges (Albuquerque)	Miss. Valley State
Sept. 12	Sam Gentry (Albuquerque)	Tulsa
Oct. 3	David Anaya (Roswell)	New Mexico State
Oct. 17	Jack Lamm (Albuquerque)	Hawai'i
Nov. 7	Geoff Smelser (Las Cruces)	Utah State
Nov. 21	David Anaya (Roswell)	Colorado State
Nov. 28	Reece White (Rio Rancho)	Air Force

#### 2016 New Mexico Men

Sept. 1	Jack Lamm (Albuquerque)	South Dakota
Sept. 10	Cole Gautsche (Rio Rancho)	at New Mexico State
Oct. 1	John Russo (Albuquerque)	San Jose State
Oct. 7	Michael Walsh (Albuquerque)	Boise State
Oct. 22	Steven Steele (Rio Rancho)	ULM
Nov. 5	Javohn Jones (Albuquerque)	Nevada
Nov. 26	Steven Romero (Albuquerque)	Wyoming

#### 2017 New Mexico Men

Sept. 2	Javohn Jones (Albuquerque)	Abilene Christian
Sept. 9	Steven Steele (Rio Rancho)	New Mexico State
Sept. 30	Derek Martinez (Albuquerque)	Air Force
Oct. 20	Jacob Smith (Albuquerque)	Colorado State
Nov. 4	Aaron Overacker (Albuquerque)	Utah State
Nov. 17	Thomas Vieira (Albuquerque)	UNLV

#### 2018 New Mexico Men

Sept. 1	Thomas Vieira (Albuquerque)	Incarinate Word
Sept. 29	Micah Gray (Clovis)	Liberty
Oct. 20	Cade Hackey (Hatch)	Fresno State
Nov. 3	Dylan Kelly-Romero (Los Lunas)	San Diego State
Nov. 16	Ben Bertram (Albuquerque)	Boise State
Nov. 24	Hayden Wilson (Albuquerque)	Wyoming

#### 2019 New Mexico Men

Aug. 31	Reece Wilkinson (Albuquerque)	Sam Houston State
Sept. 21	Andrew Shelley (Albuquerque)	New Mexico State
Oct. 11	Jonah Leyva (Carlsbad)	Colorado State
Oct. 26		Hawai'i
Nov. 9		Air Force
Nov. 30		Utah State

## Birthday Chart

### August

Date	Player/Coach	Age
26	Emmanuel Logan-Greene	21
28	Jarred Sylvester	22

### September

Date	Player/Coach	Age
4	Radson Jang	23
13	Antonio Hunt	20
*14	Shaddrick Lowery	22
15	Jared EnRico	22
15	Saga Tuitele	40
16	Sheriron Jones	23
19	Connor Genal	19
22	Corey Hightower	22
23	Micah Gray	21
26	Clay Davie	32
27	Alexander "Moana" Vainikolo	22
30	Bob Davie	65

### October

Date	Player/Coach	Age
8	Marquae Kirkendoll	19
9	Hayden Wilson	21
9	Colston Chacon	20
15	Nico Bolden	21
16	Donovan Murphree	20
26	Chad Alexander	20
26	Brandt Hughes	22
26	Xavier Vigil	21
27	Blair Manly	23
31	Apollo Wright	45

### November

Date	Player/Coach	Age
3	Jacobi Hearn	21
14	Aaron Molina	24
18	Kentrail Moran	22
19	Joe Dailey	36
20	Kyle Jarvis	22
20	Kyle Stapley	24
28	Adebayo Soremekun	21
29	Trae Hall	20

### December

Date	Player/Coach	Age
1	Jonah Leyva	21
2	Omar Darame	19
6	Lawrence "L.O." Johnson	20
12	Anselem Umeh	22
14	Brandon Shook	22
14	Emmanuel Malek	19

**Oldest Lobo:** Tyson Dyer (5/27/1992)

**Youngest Lobo:** Harshan Sachdeva (8/14/2001)

**AUG. 31 SAM HOUSTON ST.**

**SEPT. 14 AT NOTRE DAME**

**SEPT. 21 NEW MEXICO STATE**

**SEPT. 28 AT LIBERTY**



**OCT. 4 AT SAN JOSE STATE**

**OCT. 11 COLORADO STATE**

**OCT. 19 AT WYOMING**

**OCT. 26 AIR FORCE**



**NOV. 2 AT NEVADA**

**NOV. 9 HAWAII**

**NOV. 16 AT BOISE STATE**

**NOV. 30 UTAH STATE**



## QB - #4 Sherion Jones

2018

Date	Opponent	C-A-I	Yds	TD	LG	Rush	Yds	TD	LG
Sept 1	UIW	1-3-0	22	1	22	4	18	0	8
Sept 8	at WISC	9-16-2	79	1	17	7	5	0	3
Sept 15	at NMSU	12-19-1	127	0	22	7	7	0	16
Sept 29	LIBERTY	15-27-3	312	4	79	6	44	0	32
Oct 6	at UNLV	13-20-0	250	4	74	8	72	0	20
Oct 13	at CSU	12-20-0	165	2	52	9	35	0	13
Oct 20	FS	15-32-1	132	1	26	10	42	0	19
Oct 27	at USU	10-25-3	110	0	30	3	-4	0	5
Nov 3	SDSU				Did Not Play				
Nov 10	at AFA	6-9-1	114	0	56	6	-6	0	8
Nov 16	BSU	8-13-1	103	0	29	12	56	0	18
Nov 24	WYO	1-3-0	3	0	3	6	17	0	15
<b>TOTAL</b>		<b>102-187-12</b>	<b>1417</b>	<b>13</b>	<b>79</b>	<b>78</b>	<b>286</b>	<b>0</b>	<b>32</b>

2019

Date	Opponent	C-A-I	Yds	TD	LG	Rush	Yds	TD	LG
Aug 31	SHSU	6-11-0	122	0	47	6	35	2	11
Sept 14	at ND	4-15-3	19	0	12	8	23	0	17
Sept 21	NMSU				Did Not Play				
Sept 28	at LIBERTY	0-0-0	0	0	0	0	0	0	0
Oct 4	at SJSU	7-16-3	127	2	38	11	104	1	35
Oct 11	CSU								
Oct 19	at WYO								
Oct 26	HAW								
Nov 2	at NEV								
Nov 9	AFA								
Nov 16	at BSU								
Nov 30	USU								
<b>TOTAL</b>		<b>17-42-6</b>	<b>268</b>	<b>2</b>	<b>47</b>	<b>25</b>	<b>162</b>	<b>3</b>	<b>35</b>
<b>CAREER</b>		<b>119-229-18</b>	<b>1685</b>	<b>15</b>	<b>79</b>	<b>103</b>	<b>448</b>	<b>3</b>	<b>35</b>

## QB - #8 Tervaka Salanoa-Tuioti

2017

Date	Opponent	C-A-I	Yds	TD	LG	Rush	Yds	TD	LG
Sept 2	ACU	1-1-0	9	0	9	0	0	0	0
Sept 9	NMSU	10-19-0	151	2	27	2	8	0	5
Sept 14	at BSU				Did Not Play				
Sept 23	at Tulsa				Did Not Play				
Sept 30	AFA				Did Not Play				
Oct 14	at FS	13-24-1	200	0	44	5	14	0	10
Oct 20	CSU	5-16-0	84	1	47	9	62	0	27
Oct 28	at WYO	8-17-3	47	0	17	3	3	0	2
Nov 4	USU	8-15-0	54	0	10	5	39	1	34
Nov 11	TA&M	2-6-0	4	0	2	2	9	0	9
Nov 17	UNLV				Did Not Play				
Nov 24	at SDSU	10-20-2	156	1	62	2	7	0	4
<b>TOTAL</b>		<b>57-118-6</b>	<b>705</b>	<b>4</b>	<b>62</b>	<b>28</b>	<b>142</b>	<b>1</b>	<b>34</b>

2018

Date	Opponent	C-A-I	Yds	TD	LG	Rush	Yds	TD	LG
Sept 1	UIW	13-21-1	327	4	69	11	54	1	20
Sept 8	at WISC	5-8-0	55	1	13	1	4	0	4
Sept 15	at NMSU				Did Not Play				
Sept 29	LIBERTY	6-14-1	57	0	22	3	42	0	28
Oct 6	at UNLV				Did Not Play				
Oct 13	at CSU				Did Not Play				
Oct 20	FS				Did Not Play				
Oct 27	at USU				Did Not Play				
Nov 3	SDSU				Did Not Play				
Nov 10	at AFA				Did Not Play				
Nov 16	BSU				Did Not Play				
Nov 24	WYO				Did Not Play				
<b>TOTAL</b>		<b>24-43-2</b>	<b>439</b>	<b>5</b>	<b>69</b>	<b>15</b>	<b>100</b>	<b>1</b>	<b>28</b>

2019

Date	Opponent	C-A-I	Yds	TD	LG	Rush	Yds	TD	LG
Aug 31	SHSU				Did Not Play				
Sept 14	at ND	6-13-0	132	0	41	1	5	0	5
Sept 21	NMSU	16-28-1	355	3	62	7	59	0	18
Sept 28	at LIBERTY	12-26-2	139	1	22	7	57	0	33
Oct 4	at SJSU	4-10-1	34	0	14	2	4	0	3
Oct 11	CSU								
Oct 19	at WYO								
Oct 26	HAW								
Nov 2	at NEV								
Nov 9	AFA								
Nov 16	at BSU								
Nov 30	USU								
<b>TOTAL</b>		<b>38-77-4</b>	<b>660</b>	<b>4</b>	<b>62</b>	<b>17</b>	<b>125</b>	<b>0</b>	<b>18</b>
<b>CAREER</b>		<b>119-238-12</b>	<b>1794</b>	<b>13</b>	<b>69</b>	<b>60</b>	<b>367</b>	<b>2</b>	<b>34</b>

## QB - #10 Trae Hall

2018

Date	Opponent	C-A-I	Yds	TD	LG	Rush	Yds	TD	LG
Sept 1	UIW				Did Not Play				
Sept 8	at WISC				Did Not Play				
Sept 15	at NMSU				Did Not Play				
Sept 29	LIBERTY				Did Not Play				
Oct 6	at UNLV	0-0-0	0	0	0	1	6	0	6
Oct 13	at CSU				Did Not Play				
Oct 20	FS				Did Not Play				
Oct 27	at USU				Did Not Play				
Nov 3	SDSU				Did Not Play				
Nov 10	at AFA				Did Not Play				
Nov 16	BSU				Did Not Play				
Nov 24	WYO				Did Not Play				
<b>TOTAL</b>		<b>0-0-0</b>	<b>0</b>	<b>0</b>	<b>0</b>	<b>1</b>	<b>6</b>	<b>0</b>	<b>6</b>

2019

Date	Opponent	C-A-I	Yds	TD	LG	Rush	Yds	TD	LG
Aug 31	SHSU				Did Not Play				
Sept 14	at ND	0-0-0	0	0	0	2	15	0	11
Sept 21	NMSU				Did Not Play				
Sept 28	at LIBERTY				Did Not Play				
Oct 4	at SJSU				Did Not Play				
Oct 11	CSU								
Oct 19	at WYO								
Oct 26	HAW								
Nov 2	at NEV								
Nov 9	AFA								
Nov 16	at BSU								
Nov 30	USU								
<b>TOTAL</b>		<b>0-0-0</b>	<b>0</b>	<b>0</b>	<b>0</b>	<b>2</b>	<b>15</b>	<b>0</b>	<b>11</b>
<b>CAREER</b>		<b>0-0-0</b>	<b>0</b>	<b>0</b>	<b>0</b>	<b>3</b>	<b>21</b>	<b>0</b>	<b>11</b>

## QB - #12 Brandt Hughes

2019

Date	Opponent	C-A-I	Yds	TD	LG	Rush	Yds	TD	LG
Aug 31	SHSU	12-29-0	218	0	51	1	-5	0	0
Sept 14	at ND				Did Not Play				
Sept 21	NMSU				Did Not Play				
Sept 28	at LIBERTY				Did Not Play				
Oct 4	at SJSU				Did Not Play				
Oct 11	CSU								
Oct 19	at WYO								
Oct 26	HAW								
Nov 2	at NEV								
Nov 9	AFA								
Nov 16	at BSU								
Nov 30	USU								
<b>TOTAL</b>		<b>12-29-0</b>	<b>218</b>	<b>0</b>	<b>51</b>	<b>1</b>	<b>-5</b>	<b>0</b>	<b>0</b>

## RB - #2 Lawrence "L.O." Johnson

2019

Date	Opponent	Rush	Yds	TD	LG	Rec	Yds	TD	LG
Aug 31	SHSU				Did Not Play				
Sept 14	at ND	3	9	0	4	0	0	0	0
Sept 21	NMSU				Did Not Play				
Sept 28	at LIBERTY				Did Not Play				
Oct 4	at SJSU				Did Not Play				
Oct 11	CSU								
Oct 19	at WYO								
Oct 26	HAW								
Nov 2	at NEV								
Nov 9	AFA								
Nov 16	at BSU								
Nov 30	USU								
<b>TOTAL/CAREER</b>		<b>3</b>	<b>9</b>	<b>0</b>	<b>4</b>	<b>0</b>	<b>0</b>	<b>0</b>	<b>0</b>

## RB - #5 Daevon Vigilant

2017

Date	Opponent	Rush	Yds	TD	LG	Rec	Yds	TD	LG
Sept 2	ACU	4	3	0	4	0	0	0	0
Sept 9	NMSU				Did Not Play				
Sept 14	at BSU				Did Not Play				
Sept 23	at Tulsa				Did Not Play				
Sept 30	AFA				Did Not Play				
Oct 14	at FS				Did Not Play				
Oct 20	CSU				Did Not Play				
Oct 28	at WYO				Did Not Play				
Nov 4	USU				Did Not Play				
Nov 11	TA&M				Did Not Play				
Nov 17	UNLV				Did Not Play				
Nov 24	at SDSU				Did Not Play				
<b>TOTAL</b>		<b>4</b>	<b>3</b>	<b>0</b>	<b>4</b>	<b>0</b>	<b>0</b>	<b>0</b>	<b>0</b>

2018

Date	Opponent	Rush	Yds	TD	LG	Rec	Yds	TD	LG
Sept 1	UIW	4	16	0	6	0	0	0	0
Sept 8	at WISC	2	14	0	13	0	0	0	0
Sept 15	at NMSU	1	0	0	0	0	0	0	0
Sept 29	LIBERTY	0	0	0	0	0	0	0	0
Oct 6	at UNLV	4	18	0	12	0	0	0	0
Oct 13	at CSU				Did Not Play				
Oct 20	FS				Did Not Play				
Oct 27	at USU	1	-1	0	0	2	27	0	24
Nov 3	SDSU	11	45	0	11	0	0	0	0
Nov 10	at AFA	12	67	1	24	1	4	0	4
Nov 16	BSU	7	23	1	8	0	0	0	0
Nov 24	WYO	1	3	0	3	0	0	0	0
<b>TOTAL</b>		<b>43</b>	<b>185</b>	<b>2</b>	<b>24</b>	<b>3</b>	<b>31</b>	<b>0</b>	<b>24</b>

2019

Date	Opponent	Rush	Yds	TD	LG	Rec	Yds	TD	LG
Aug 31	SHSU	1	-1	0	0	0	0	0	0
Sept 14	at ND	3	19	0	15	1	0	0	0
Sept 21	NMSU	3	14	1	10	0	0	0	0
Sept 28	at LIBERTY	3	5	0	3	1	0	0	0
Oct 4	at SJSU	0	0	0	0	0	0	0	0
Oct 11	CSU								
Oct 19	at WYO								
Oct 26	HAW								
Nov 2	at NEV								
Nov 9	AFA								
Nov 16	at BSU								
Nov 30	USU								
TOTAL		10	37	1	15	2	0	0	0
CAREER		57	225	3	24	5	31	0	24

## RB - #24 Kentrail Moran

2017

Date	Opponent	Rush	Yds	TD	LG	Rec	Yds	TD	LG
Sept 2	ACU	3	13	0	10	0	0	0	0
Sept 9	NMSU				Did Not Play				
Sept 14	at BSU				Did Not Play				
Sept 23	at Tulsa				Did Not Play				
Sept 30	AFA				Did Not Play				
Oct 14	at FS	1	-1	0	0	0	0	0	0
Oct 20	CSU				Did Not Play				
Oct 28	at WYO	4	6	0	2	0	0	0	0
Nov 4	USU	1	1	0	1	0	0	0	0
Nov 11	TAM	1	3	0	3	0	0	0	0
Nov 17	UNLV				Did Not Play				
Nov 24	at SDSU	4	10	0	4	0	0	0	0
<b>TOTAL</b>		<b>14</b>	<b>32</b>	<b>0</b>	<b>10</b>	<b>0</b>	<b>0</b>	<b>0</b>	<b>0</b>

2018

Date	Opponent	Rush	Yds	TD	LG	Rec	Yds	TD	LG
Sept 1	UIW				Did Not Play				
Sept 8	at WISC				Did Not Play				
Sept 15	at NMSU				Did Not Play				
Sept 29	LIBERTY				Did Not Play				
Oct 6	at UNLV				Did Not Play				
Oct 13	at CSU				Did Not Play				
Oct 20	FS				Did Not Play				
Oct 27	at USU				Did Not Play				
Nov 3	SDSU				Did Not Play				
Nov 10	at AFA				Did Not Play				
Nov 16	BSU				Did Not Play				
Nov 24	WYO				Did Not Play				
<b>TOTAL</b>		<b>0</b>	<b>0</b>	<b>0</b>	<b>0</b>	<b>0</b>	<b>0</b>	<b>0</b>	<b>0</b>

2019

Date	Opponent	Rush	Yds	TD	LG	Rec	Yds	TD	LG
Aug 31	SHSU				Did Not Play				
Sept 14	at ND	5	16	0	8	0	0	0	0
Sept 21	NMSU				Did Not Play				
Sept 28	at LIBERTY				Did Not Play				
Oct 4	at SJSU				Did Not Play				
Oct 11	CSU								
Oct 19	at WYO								
Oct 26	HAW								
Nov 2	at NEV								
Nov 9	AFA								
Nov 16	at BSU								
Nov 30	USU								
<b>TOTAL</b>		<b>5</b>	<b>16</b>	<b>0</b>	<b>8</b>	<b>0</b>	<b>0</b>	<b>0</b>	<b>0</b>
<b>CAREER</b>		<b>19</b>	<b>48</b>	<b>0</b>	<b>10</b>	<b>0</b>	<b>0</b>	<b>0</b>	<b>0</b>

## RB - #28 Ahmari Davis

2018

Date	Opponent	Rush	Yds	TD	LG	Rec	Yds	TD	LG
Sept 1	UIW	7	39	0	15	1	-2	0	0
Sept 8	at WISC	1	3	0	3	0	0	0	0
Sept 15	at NMSU	21	74	4	16	0	0	0	0
Sept 29	LIBERTY	9	18	0	5	0	0	0	0
Oct 6	at UNLV	9	20	0	10	0	0	0	0
Oct 13	at CSU	0	0	0	0	0	0	0	0
Oct 20	FS	2	20	0	10	0	0	0	0
Oct 27	at USU	2	11	0	9	0	0	0	0
Nov 3	SDSU				Did Not Play				
Nov 10	at AFA				Did Not Play				
Nov 16	BSU				Did Not Play				
Nov 24	WYO				Did Not Play				
<b>TOTAL</b>		<b>51</b>	<b>185</b>	<b>4</b>	<b>16</b>	<b>1</b>	<b>-2</b>	<b>0</b>	<b>0</b>

2019

Date	Opponent	Rush	Yds	TD	LG	Rec	Yds	TD	LG
Aug 31	SHSU	16	107	2	53	2	58	0	51
Sept 14	at ND	9	22	0	7	0	0	0	0
Sept 21	NMSU	28	133	2	23	0	0	0	0
Sept 28	at LIBERTY	18	99	0	35	0	0	0	0
Oct 4	at SJSU	22	96	0	13	1	5	0	5
Oct 11	CSU								
Oct 19	at WYO								
Oct 26	HAW								
Nov 2	at NEV								
Nov 9	AFA								
Nov 16	at BSU								
Nov 30	USU								
<b>TOTAL</b>		<b>93</b>	<b>457</b>	<b>4</b>	<b>53</b>	<b>3</b>	<b>63</b>	<b>0</b>	<b>51</b>
<b>CAREER</b>		<b>144</b>	<b>642</b>	<b>8</b>	<b>53</b>	<b>4</b>	<b>61</b>	<b>0</b>	<b>51</b>

## RB - #32 Micah Gray

2018

Date	Opponent	Rush	Yds	TD	LG	Rec	Yds	TD	LG
Sept 1	UIW	7	23	0	6	0	0	0	0
Sept 8	at WISC	0	0	0	0	0	0	0	0
Sept 15	at NMSU	0	0	0	0	0	0	0	0
Sept 29	LIBERTY	0	0	0	0	0	0	0	0
Oct 6	at UNLV	0	0	0	0	0	0	0	0
Oct 13	at CSU				Did Not Play				
Oct 20	FS	0	0	0	0	0	0	0	0
Oct 27	at USU	0	0	0	0	0	0	0	0
Nov 3	SDSU	0	0	0	0	0	0	0	0
Nov 10	at AFA	0	0	0	0	0	0	0	0
Nov 16	BSU	0	0	0	0	0	0	0	0
Nov 24	WYO				Did Not Play				
<b>TOTAL</b>		<b>7</b>	<b>23</b>	<b>0</b>	<b>6</b>	<b>0</b>	<b>0</b>	<b>0</b>	<b>0</b>

2019

Date	Opponent	Rush	Yds	TD	LG	Rec	Yds	TD	LG
Aug 31	SHSU	0	0	0	0	0	0	0	0
Sept 14	at ND	0	0	0	0	0	0	0	0
Sept 21	NMSU	0	0	0	0	0	0	0	0
Sept 28	at LIBERTY	0	0	0	0	0	0	0	0
Oct 4	at SJSU	0	0	0	0	0	0	0	0
Oct 11	CSU								
Oct 19	at WYO								
Oct 26	HAW								
Nov 2	at NEV								
Nov 9	AFA								
Nov 16	at BSU								
Nov 30	USU								
<b>TOTAL</b>		<b>0</b>	<b>0</b>	<b>0</b>	<b>0</b>	<b>0</b>	<b>0</b>	<b>0</b>	<b>0</b>
<b>CAREER</b>		<b>7</b>	<b>23</b>	<b>0</b>	<b>6</b>	<b>0</b>	<b>0</b>	<b>0</b>	<b>0</b>

## RB - #33 Javohn Jones

2016

Date	Opponent	Rush	Yds	TD	LG	Rec	Yds	TD	LG
Sept 1	USD	1	-1	0	0	0	0	0	0
Sept 10	at NMSU				Did Not Play				
Sept 17	at RU				Did Not Play				
Oct 1	SJSU				Did Not Play				
Oct 7	BSU				Did Not Play				
Oct 15	vs. AFA				Did Not Play				
Oct 22	ULM	5	38	0	11	0	0	0	0
Oct 29	at UH				Did Not Play				
Nov 5	NEV				Did Not Play				
Nov 12	at USU				Did Not Play				
Nov 19	at CSU				Did Not Play				
Nov 26	WYO				Did Not Play				
Dec 17	UTSA				Did Not Play				
<b>TOTAL</b>		<b>6</b>	<b>37</b>	<b>0</b>	<b>11</b>	<b>0</b>	<b>0</b>	<b>0</b>	<b>0</b>

2017

Date	Opponent	Rush	Yds	TD	LG	Rec	Yds	TD	LG
Sept 2	ACU	0	0	0	0	0	0	0	0
Sept 9	NMSU				Did Not Play				
Sept 14	at BSU				Did Not Play				
Sept 23	at Tulsa				Did Not Play				
Sept 30	AFA				Did Not Play				
Oct 14	at FS				Did Not Play				
Oct 20	CSU				Did Not Play				
Oct 28	at WYO				Did Not Play				
Nov 4	USU				Did Not Play				
Nov 11	TAM	0	0	0	0	0	0	0	0
Nov 17	UNLV				Did Not Play				
Nov 24	at SDSU	0	0	0	0	0	0	0	0
<b>TOTAL</b>		<b>0</b>	<b>0</b>	<b>0</b>	<b>0</b>	<b>0</b>	<b>0</b>	<b>0</b>	<b>0</b>

2018

Date	Opponent	Rush	Yds	TD	LG	Rec	Yds	TD	LG
Sept 1	UIW				Did Not Play				
Sept 8	at WISC				Did Not Play				
Sept 15	at NMSU				Did Not Play				
Sept 29	LIBERTY	0	0	0	0	0	0	0	0
Oct 6	at UNLV	3	4	0	4	0	0	0	0
Oct 13	at CSU	0	0	0	0	0	0	0	0
Oct 20	FS	0	0	0	0	0	0	0	0
Oct 27	at USU	0	0	0	0	0	0	0	0
Nov 3	SDSU				Did Not Play				
Nov 10	at AFA	0	0	0	0	0	0	0	0
Nov 16	BSU	0	0	0	0	0	0	0	0
Nov 24	WYO	0	0	0	0	0	0	0	0
<b>TOTAL</b>		<b>3</b>	<b>4</b>	<b>0</b>	<b>4</b>	<b>0</b>	<b>0</b>	<b>0</b>	<b>0</b>

2019

Date	Opponent	Rush	Yds	TD	LG	Rec	Yds	TD	LG
Aug 31	SHSU	3	11	0	9	0	0	0	0
Sept 14	at ND	5	15	0	11	0	0	0	0
Sept 21	NMSU				Did Not Play				
Sept 28	at LIBERTY				Did Not Play				
Oct 4	at SJSU	1	4	0	4	0	0	0	0
Oct 11	CSU								
Oct 19	at WYO								
Oct 26	HAW								
Nov 2	at NEV								
Nov 9	AFA								
Nov 16	at BSU								
Nov 30	USU								
<b>TOTAL</b>		<b>9</b>	<b>30</b>	<b>0</b>	<b>11</b>	<b>0</b>	<b>0</b>	<b>0</b>	<b>0</b>
<b>CAREER</b>		<b>18</b>	<b>71</b>	<b>0</b>	<b>11</b>	<b>0</b>	<b>0</b>	<b>0</b>	<b>0</b>

## RB - #34 Bobby Cole

2018

Date	Opponent	Rush	Yds	TD	LG	Rec	Yds	TD	LG
Sept 1	UIW	0	0	0	0	0	0	0	0
Sept 8	at WISC	0	0	0	0	0	0	0	0
Sept 15	at NMSU				Did Not Play				
Sept 29	LIBERTY				Did Not Play				
Oct 6	at UNLV				Did Not Play				
Oct 13	at CSU				Did Not Play				
Oct 20	FS				Did Not Play				
Oct 27	at USU				Did Not Play				
Nov 3	SDSU				Did Not Play				
Nov 10	at AFA				Did Not Play				
Nov 16	BSU				Did Not Play				
Nov 24	WYO				Did Not Play				
TOTAL		0	0	0	0	0	0	0	0

## WR - #7 Anselem Umeh

2017

Date	Opponent	Rush	Yds	TD	LG	Rec	Yds	TD	LG
Sept 2	ACU	0	0	0	0	0	0	0	0
Sept 9	NMSU	0	0	0	0	0	0	0	0
Sept 14	at BSU	0	0	0	0	1	14	1	14
Sept 23	at Tulsa	0	0	0	0	0	0	0	0
Sept 30	AFA	0	0	0	0	0	0	0	0
Oct 14	at FS	0	0	0	0	2	45	0	23
Oct 20	CSU				Did Not Play				
Oct 28	at WYO				Did Not Play				
Nov 4	USU	0	0	0	0	0	0	0	0
Nov 11	TA&M	0	0	0	0	0	0	0	0
Nov 17	UNLV	0	0	0	0	0	0	0	0
Nov 24	at SDSU	0	0	0	0	0	0	0	0
<b>TOTAL</b>		<b>0</b>	<b>0</b>	<b>0</b>	<b>0</b>	<b>3</b>	<b>59</b>	<b>1</b>	<b>23</b>

2018

Date	Opponent	Rush	Yds	TD	LG	Rec	Yds	TD	LG
Sept 1	UIW	0	0	0	0	2	37	0	37
Sept 8	at WISC	0	0	0	0	2	20	0	11
Sept 15	at NMSU	0	0	0	0	2	28	0	22
Sept 29	LIBERTY	0	0	0	0	1	6	0	6
Oct 6	at UNLV	0	0	0	0	1	26	1	26
Oct 13	at CSU	0	0	0	0	2	66	0	52
Oct 20	FS	0	0	0	0	2	44	0	26
Oct 27	at USU				Did Not Play				
Nov 3	SDSU	0	0	0	0	1	12	1	12
Nov 10	at AFA	0	0	0	0	3	77	0	56
Nov 16	BSU	0	0	0	0	0	0	0	0
Nov 24	WYO	0	0	0	0	0	0	0	0
<b>TOTAL</b>		<b>0</b>	<b>0</b>	<b>0</b>	<b>0</b>	<b>16</b>	<b>316</b>	<b>2</b>	<b>56</b>

2019

Date	Opponent	Rush	Yds	TD	LG	Rec	Yds	TD	LG
Aug 31	SHSU	0	0	0	0	1	9	0	9
Sept 14	at ND	0	0	0	0	0	0	0	0
Sept 21	NMSU	0	0	0	0	3	42	0	17
Sept 28	at LIBERTY	0	0	0	0	0	0	0	0
Oct 4	at SJSU	0	0	0	0	1	5	0	5
Oct 11	CSU								
Oct 19	at WYO								
Oct 26	HAW								
Nov 2	at NEV								
Nov 9	AFA								
Nov 16	at BSU								
Nov 30	USU								
<b>TOTAL</b>		<b>0</b>	<b>0</b>	<b>0</b>	<b>0</b>	<b>5</b>	<b>56</b>	<b>0</b>	<b>17</b>
<b>CAREER</b>		<b>0</b>	<b>0</b>	<b>0</b>	<b>0</b>	<b>24</b>	<b>431</b>	<b>3</b>	<b>56</b>

## WR - #9 Jordan Kress

2019

Date	Opponent	Rush	Yds	TD	LG	Rec	Yds	TD	LG
Aug 31	SHSU	0	0	0	0	1	47	0	47
Sept 14	at ND	0	0	0	0	0	0	0	0
Sept 21	NMSU	0	0	0	0	3	122	2	55
Sept 28	at LIBERTY	0	0	0	0	0	0	0	0
Oct 4	at SJSU	0	0	0	0	2	46	1	34
Oct 11	CSU								
Oct 19	at WYO								
Oct 26	HAW								
Nov 2	at NEV								
Nov 9	AFA								
Nov 16	at BSU								
Nov 30	USU								
<b>TOTAL</b>		<b>0</b>	<b>0</b>	<b>0</b>	<b>0</b>	<b>6</b>	<b>215</b>	<b>3</b>	<b>55</b>

## WR - #11 Cedric Patterson III

2018

Date	Opponent	Rush	Yds	TD	LG	Rec	Yds	TD	LG
Sept 1	UIW				Did Not Play				
Sept 8	at WISC				Did Not Play				
Sept 15	at NMSU				Did Not Play				
Sept 29	LIBERTY				Did Not Play				
Oct 6	at UNLV				Did Not Play				
Oct 13	at CSU				Did Not Play				
Oct 20	FS				Did Not Play				
Oct 27	at USU	0	0	0	0	0	0	0	0
Nov 3	SDSU				Did Not Play				
Nov 10	at AFA	0	0	0	0	0	0	0	0
Nov 16	BSU				Did Not Play				
Nov 24	WYO	0	0	0	0	0	0	0	0
<b>TOTAL</b>		<b>0</b>	<b>0</b>	<b>0</b>	<b>0</b>	<b>0</b>	<b>0</b>	<b>0</b>	<b>0</b>

2019

Date	Opponent	Rush	Yds	TD	LG	Rec	Yds	TD	LG
Aug 31	SHSU	0	0	0	0	0	0	0	0
Sept 14	at ND	0	0	0	0	0	0	0	0
Sept 21	NMSU	0	0	0	0	2	72	1	62
Sept 28	at LIBERTY	0	0	0	0	1	22	0	22
Oct 4	at SJSU	0	0	0	0	1	38	1	38
Oct 11	CSU								
Oct 19	at WYO								
Oct 26	HAW								
Nov 2	at NEV								
Nov 9	AFA								
Nov 16	at BSU								
Nov 30	USU								
<b>TOTAL</b>		<b>0</b>	<b>0</b>	<b>0</b>	<b>0</b>	<b>4</b>	<b>132</b>	<b>2</b>	<b>62</b>
<b>CAREER</b>		<b>0</b>	<b>0</b>	<b>0</b>	<b>0</b>	<b>4</b>	<b>132</b>	<b>2</b>	<b>62</b>

## WR - #13 Aaron Molina

2017

Date	Opponent	Rush	Yds	TD	LG	Rec	Yds	TD	LG
Sept 2	ACU	0	0	0	0	0	0	0	0
Sept 9	NMSU	0	0	0	0	0	0	0	0
Sept 14	at BSU				Did Not Play				
Sept 23	at Tulsa				Did Not Play				
Sept 30	AFA				Did Not Play				
Oct 14	at FS	0	0	0	0	1	8	0	8
Oct 20	CSU	0	0	0	0	1	12	1	12
Oct 28	at WYO	0	0	0	0	0	0	0	0
Nov 4	USU	0	0	0	0	0	0	0	0
Nov 11	TA&M	0	0	0	0	0	0	0	0
Nov 17	UNLV	0	0	0	0	0	0	0	0
Nov 24	at SDSU	0	0	0	0	0	0	0	0
<b>TOTAL</b>		<b>0</b>	<b>0</b>	<b>0</b>	<b>0</b>	<b>2</b>	<b>20</b>	<b>1</b>	<b>12</b>

2018

Date	Opponent	Rush	Yds	TD	LG	Rec	Yds	TD	LG
Sept 1	UIW				Did Not Play				
Sept 8	at WISC	0	0	0	0	0	0	0	0
Sept 15	at NMSU	0	0	0	0	0	0	0	0
Sept 29	LIBERTY				Did Not Play				
Oct 6	at UNLV				Did Not Play				
Oct 13	at CSU				Did Not Play				
Oct 20	FS				Did Not Play				
Oct 27	at USU	0	0	0	0	3	49	0	31
Nov 3	SDSU				Did Not Play				
Nov 10	at AFA				Did Not Play				
Nov 16	BSU	0	0	0	0	1	15	0	15
Nov 24	WYO								
<b>TOTAL</b>		<b>0</b>	<b>0</b>	<b>0</b>	<b>0</b>	<b>4</b>	<b>64</b>	<b>0</b>	<b>31</b>

2019

Date	Opponent	Rush	Yds	TD	LG	Rec	Yds	TD	LG
Aug 31	SHSU	0	0	0	0	3	40	0	17
Sept 14	at ND	0	0	0	0	2	79	0	41
Sept 21	NMSU	0	0	0	0	0	0	0	0
Sept 28	at LIBERTY	0	0	0	0	2	28	1	14
Oct 4	at SJSU	0	0	0	0	0	0	0	0
Oct 11	CSU								
Oct 19	at WYO								
Oct 26	HAW								
Nov 2	at NEV								
Nov 9	AFA								
Nov 16	at BSU								
Nov 30	USU								
<b>TOTAL</b>		<b>0</b>	<b>0</b>	<b>0</b>	<b>0</b>	<b>7</b>	<b>147</b>	<b>1</b>	<b>41</b>
<b>CAREER</b>		<b>0</b>	<b>0</b>	<b>0</b>	<b>0</b>	<b>13</b>	<b>231</b>	<b>2</b>	<b>41</b>

## WR - #15 Q' Drennan

2016

Date	Opponent	Rush	Yds	TD	LG	Rec	Yds	TD	LG
Sept 1	USD	0	0	0	0	1	26	1	26
Sept 10	at NMSU	0	0	0	0	0	0	0	0
Sept 17	at RU	0	0	0	0	3	23	0	11
Oct 1	SJSU	1	10	0	10	0	0	0	0
Oct 7	BSU	0	0	0	0	1	11	0	11
Oct 15	vs. AFA	0	0	0	0	2	58	1	45
Oct 22	ULM	0	0	0	0	1	39	0	39
Oct 29	at UH	0	0	0	0	0	0	0	0
Nov 5	NEV	0	0	0	0	0	0	0	0
Nov 12	at USU	0	0	0	0	2	78	0	41
Nov 19	at CSU	0	0	0	0	0	0	0	0
Nov 26	WYO	0	0	0	0	1	49	1	49
Dec 17	UTSA	0	0	0	0	0	0	0	0
<b>TOTAL</b>		<b>1</b>	<b>10</b>	<b>0</b>	<b>10</b>	<b>11</b>	<b>284</b>	<b>3</b>	<b>49</b>

2017

Date	Opponent	Rush	Yds	TD	LG	Rec	Yds	TD	LG
Sept 2	ACU	0	0	0	0	1	42	0	42
Sept 9	NMSU	0	0	0	0	0	0	0	0
Sept 14	at BSU	0	0	0	0	0	0	0	0
Sept 23	at Tulsa	0	0	0	0	1	6	0	6
Sept 30	AFA	0	0	0	0	0	0	0	0
Oct 14	at FS	0	0	0	0	2	49	0	36
Oct 20	CSU	0	0	0	0	2	63	0	47
Oct 28	at WYO	0	0	0	0	1	4	0	4
Nov 4	USU	0	0	0	0	1	19	0	19
Nov 11	TA&M	0	0	0	0	0	0	0	0
Nov 17	UNLV	0	0	0	0	0	0	0	0
Nov 24	at SDSU	0	0	0	0	1	-1	0	0
<b>TOTAL</b>		<b>0</b>	<b>0</b>	<b>0</b>	<b>0</b>	<b>9</b>	<b>185</b>	<b>0</b>	<b>47</b>

2018

Date	Opponent	Rush	Yds	TD	LG	Rec	Yds	TD	LG
Sept 1	UIW	0	0	0	0	1	40	0	40
Sept 8	at WISC				Did Not Play				
Sept 15	at NMSU				Did Not Play				
Sept 29	LIBERTY				Did Not Play				
Oct 6	at UNLV				Did Not Play				
Oct 13	at CSU				Did Not Play				
Oct 20	FS				Did Not Play				
Oct 27	at USU				Did Not Play				
Nov 3	SDSU				Did Not Play				
Nov 10	at AFA				Did Not Play				
Nov 16	BSU				Did Not Play				
Nov 24	WYO				Did Not Play				
TOTAL		0	0	0	0	1	40	0	40

2017

Date	Opponent	Rush	Yds	TD	LG	Rec	Yds	TD	LG
Sept 2	ACU				Did Not Play				
Sept 9	NMSU				Did Not Play				
Sept 14	at BSU				Did Not Play				
Sept 23	at Tulsa				Did Not Play				
Sept 30	AFA				Did Not Play				
Oct 14	at FS				Did Not Play				
Oct 20	CSU				Did Not Play				
Oct 28	at WYO				Did Not Play				
Nov 4	USU	0	0	0	0	0	0	0	0
Nov 11	TA&M	0	0	0	0	0	0	0	0
Nov 17	UNLV	0	0	0	0	0	0	0	0
Nov 24	at SDSU	0	0	0	0	0	0	0	0
TOTAL		0	0	0	0	0	0	0	0

2018

Date	Opponent	Rush	Yds	TD	LG	Rec	Yds	TD	LG
Sept 1	UIW	0	0	0	0	0	0	0	0
Sept 8	at WISC	0	0	0	0	0	0	0	0
Sept 15	at NMSU	0	0	0	0	0	0	0	0
Sept 29	LIBERTY	0	0	0	0	0	0	0	0
Oct 6	at UNLV	0	0	0	0	0	0	0	0
Oct 13	at CSU	0	0	0	0	0	0	0	0
Oct 20	FS	0	0	0	0	0	0	0	0
Oct 27	at USU	0	0	0	0	0	0	0	0
Nov 3	SDSU	0	0	0	0	0	0	0	0
Nov 10	at AFA	0	0	0	0	0	0	0	0
Nov 16	BSU	0	0	0	0	0	0	0	0
Nov 24	WYO	0	0	0	0	0	0	0	0
TOTAL		0	0	0	0	0	0	0	0

2019

Date	Opponent	Rush	Yds	TD	LG	Rec	Yds	TD	LG
Aug 31	SHSU	0	0	0	0	0	0	0	0
Sept 14	at ND	0	0	0	0	0	0	0	0
Sept 21	NMSU	0	0	0	0	0	0	0	0
Sept 28	at LIBERTY	0	0	0	0	0	0	0	0
Oct 4	at SJSU	0	0	0	0	0	0	0	0
Oct 11	CSU								
Oct 19	at WYO								
Oct 26	HAW								
Nov 2	at NEV								
Nov 9	AFA								
Nov 16	at BSU								
Nov 30	USU								
TOTAL		0	0	0	0	0	0	0	0
CAREER		0	0	0	0	0	0	0	0

WR - #20 Reece Wilkinson

2019

Date	Opponent	Rush	Yds	TD	LG	Rec	Yds	TD	LG
Aug 31	SHSU				Did Not Play				
Sept 14	at ND				Did Not Play				
Sept 21	NMSU				Did Not Play				
Sept 28	at LIBERTY				Did Not Play				
Oct 4	at SJSU				Did Not Play				
Oct 11	CSU								
Oct 19	at WYO								
Oct 26	HAW								
Nov 2	at NEV								
Nov 9	AFB								
Nov 16	at BSU								
Nov 30	USU								
TOTAL		0	0	0	0	0	0	0	0

WR - #23 Jay Griffin IV

2017

Date	Opponent	Rush	Yds	TD	LG	Rec	Yds	TD	LG
Sept 2	ACU	0	0	0	0	2	36	1	37
Sept 9	NMSU	1	61	1	61	5	95	1	20
Sept 14	at BSU	1	7	0	7	0	0	0	0
Sept 23	at Tulsa	1	20	0	20	1	3	0	3
Sept 30	AFA	1	4	0	4	2	75	1	71
Oct 14	at FS	3	7	0	3	2	13	0	5
Oct 20	CSU	2	3	0	6	0	0	0	0
Oct 28	at WYO	0	0	0	0	2	11	0	6
Nov 4	USU	0	0	0	0	5	35	0	10
Nov 11	TA&M	0	0	0	0	4	15	0	7
Nov 17	UNLV	3	14	0	7	0	0	0	0
Nov 24	at SDSU	1	0	0	0	6	110	1	62
<b>Total</b>		<b>13</b>	<b>126</b>	<b>1</b>	<b>61</b>	<b>29</b>	<b>393</b>	<b>4</b>	<b>71</b>

2018

Date	Opponent	Rush	Yds	TD	LG	Rec	Yds	TD	LG
Sept 1	UIW	0	0	0	0	2	43	0	34
Sept 8	at WISC	0	0	0	0	3	34	0	15
Sept 15	at NMSU	0	0	0	0	1	3	0	3
Sept 29	LIBERTY	0	0	0	0	1	13	0	13
Oct 6	at UNLV	1	9	0	9	3	30	0	13
Oct 13	at CSU	0	0	0	0	1	-1	0	0
Oct 20	FS	0	0	0	0	2	-1	0	3
Oct 27	at USU	0	0	0	0	3	30	0	20
Nov 3	SDSU	0	0	0	0	2	10	0	12
Nov 10	at AFA	0	0	0	0	2	8	0	8
Nov 16	BSU	0	0	0	0	1	-1	0	0
Nov 24	WYO	0	0	0	0	0	0	0	0
<b>TOTAL</b>		<b>1</b>	<b>9</b>	<b>0</b>	<b>9</b>	<b>19</b>	<b>168</b>	<b>0</b>	<b>34</b>

2019

Date	Opponent	Rush	Yds	TD	LG	Rec	Yds	TD	LG
Aug 31	SHSU	1	2	0	2	2	36	0	25
Sept 14	at ND	1	8	0	8	3	27	0	14
Sept 21	NMSU	0	0	0	0	1	-2	0	0
Sept 28	at LIBERTY	1	2	0	2	2	28	0	14
Oct 4	at SJSU	0	0	0	0	1	10	0	10
Oct 11	CSU								
Oct 19	at WYO								
Oct 26	HAW								
Nov 2	at NEV								
Nov 9	AFB								
Nov 16	at BSU								
Nov 30	USU								
<b>TOTAL</b>		<b>3</b>	<b>12</b>	<b>0</b>	<b>8</b>	<b>9</b>	<b>29</b>	<b>0</b>	<b>25</b>
<b>CAREER</b>		<b>17</b>	<b>147</b>	<b>1</b>	<b>61</b>	<b>57</b>	<b>660</b>	<b>4</b>	<b>71</b>

WR - #27 Nick Foster

2019

Date	Opponent	Rush	Yds	TD	LG	Rec	Yds	TD	LG
Aug 31	SHSU					Did Not Play			
Sept 14	at ND					Did Not Play			
Sept 21	NMSU	0	0	0	0	0	0	0	0
Sept 28	at LIBERTY					Did Not Play			
Oct 4	at SJSU					Did Not Play			
Oct 11	CSU								
Oct 19	at WYO								
Oct 26	HAW								
Nov 2	at NEV								
Nov 9	AFA								
Nov 16	at BSU								
Nov 30	USU								
TOTAL		0	0	0	0	0	0	0	0

WR - #80 Any Somove

2016

Date	Opponent	Rush	Yds	TD	LG	Rec	Yds	TD	LG
Sept 1	USD	0	0	0	0	0	0	0	0
Sept 10	at NMSU	0	0	0	0	0	0	0	0
Sept 17	at RU	0	0	0	0	1	25	0	25
Oct 1	SJSU	0	0	0	0	0	0	0	0
Oct 7	BSU	0	0	0	0	1	12	1	12
Oct 15	vs. AFA	0	0	0	0	0	0	0	0
Oct 22	ULM	0	0	0	0	0	0	0	0
Oct 29	at UH	0	0	0	0	0	0	0	0
Nov 5	NEV	0	0	0	0	0	0	0	0
Nov 12	at USU	0	0	0	0	0	0	0	0
Nov 19	at CSU	0	0	0	0	0	0	0	0
Nov 26	WYO	0	0	0	0	0	0	0	0
Dec 17	UTSA	0	0	0	0	0	0	0	0
<b>TOTAL</b>		<b>0</b>	<b>0</b>	<b>0</b>	<b>0</b>	<b>2</b>	<b>37</b>	<b>1</b>	<b>25</b>

2017

Date	Opponent	Rush	Yds	TD	LG	Rec	Yds	TD	LG
Sept 2	ACU	0	0	0	0	0	0	0	0
Sept 9	NMSU	0	0	0	0	0	0	0	0
Sept 14	at BSU	0	0	0	0	0	0	0	0
Sept 23	at Tulsa	Did Not Play							
Sept 30	AFA	0	0	0	0	0	0	0	0
Oct 14	at FS	0	0	0	0	0	0	0	0
Oct 20	CSU	0	0	0	0	0	0	0	0
Oct 28	at WYO	0	0	0	0	0	0	0	0
Nov 4	USU	0	0	0	0	0	0	0	0
Nov 11	TA&M	0	0	0	0	0	0	0	0
Nov 17	UNLV	0	0	0	0	0	0	0	0
Nov 24	at SDSU	0	0	0	0	0	0	0	0
TOTAL		0	0	0	0	0	0	0	0

2018

Date	Opponent	Rush	Yds	TD	LG	Rec	Yds	TD	LG
Sept 1	UIW	0	0	0	0	2	34	1	22
Sept 8	at WISC	0	0	0	0	0	0	0	0
Sept 15	at NMSU	0	0	0	0	0	0	0	0
Sept 29	LIBERTY	0	0	0	0	2	36	0	31
Oct 6	at UNLV	0	0	0	0	0	0	0	0
Oct 13	at CSU	0	0	0	0	0	0	0	0
Oct 20	FS	0	0	0	0	0	0	0	0
Oct 27	at USU	0	0	0	0	2	15	0	8
Nov 3	SDSU	Did Not Play							
Nov 10	at AFA	0	0	0	0	0	0	0	0
Nov 16	BSU	0	0	0	0	0	0	0	0
Nov 24	WYO	0	0	0	0	1	19	0	19
<b>TOTAL</b>		<b>0</b>	<b>0</b>	<b>0</b>	<b>0</b>	<b>7</b>	<b>104</b>	<b>1</b>	<b>31</b>

2019

Date	Opponent	Rush	Yds	TD	LG	Rec	Yds	TD	LG
Aug 31	SHSU	0	0	0	0	3	62	0	29
Sept 14	at ND	0	0	0	0	0	0	0	0
Sept 21	NMSU	0	0	0	0	1	5	0	5
Sept 28	at LIBERTY	0	0	0	0	0	0	0	0
Oct 4	at SJSU	0	0	0	0	0	0	0	0
Oct 11	CSU								
Oct 19	at WYO								
Oct 26	HAW								
Nov 2	at NEV								
Nov 9	AFA								
Nov 16	at BSU								
Nov 30	USU								
<b>TOTAL</b>		<b>0</b>	<b>0</b>	<b>0</b>	<b>0</b>	<b>4</b>	<b>67</b>	<b>0</b>	<b>29</b>
<b>CAREER</b>		<b>0</b>	<b>0</b>	<b>0</b>	<b>0</b>	<b>13</b>	<b>208</b>	<b>2</b>	<b>31</b>

TE - #82 Jeffrey Jones, Jr.

2018

Date	Opponent	Rush	Yds	TD	LG	Rec	Yds	TD	LG
Sept 1	UIW	0	0	0	0	0	0	0	0
Sept 8	at WISC	Did Not Play							
Sept 15	at NMSU	0	0	0	0	0	0	0	0
Sept 29	LIBERTY	0	0	0	0	0	0	0	0
Oct 6	at UNLV	0	0	0	0	0	0	0	0
Oct 13	at CSU	0	0	0	0	1	3	0	3
Oct 20	FS	0	0	0	0	0	0	0	0
Oct 27	at USU	0	0	0	0	0	0	0	0
Nov 3	SDSU	Did Not Play							
Nov 10	at AFA	Did Not Play							
Nov 16	BSU	Did Not Play							
Nov 24	WYO	Did Not Play							
<b>TOTAL</b>		<b>0</b>	<b>0</b>	<b>0</b>	<b>0</b>	<b>1</b>	<b>3</b>	<b>0</b>	<b>3</b>

2019

Date	Opponent	Rush	Yds	TD	LG	Rec	Yds	TD	LG
Aug 31	SHSU								
Sept 14	at ND	0	0	0	0	1	8	0	8
Sept 21	NMSU	0	0	0	0	0	0	0	0
Sept 28	at LIBERTY	0	0	0	0	0	0	0	0
Oct 4	at SJSU	0	0	0	0	0	0	0	0
Oct 11	CSU								
Oct 19	at WYO								
Oct 26	HAW								
Nov 2	at NEV								
Nov 9	AFA								
Nov 16	at BSU								
Nov 30	USU								
<b>TOTAL</b>		<b>0</b>	<b>0</b>	<b>0</b>	<b>0</b>	<b>1</b>	<b>8</b>	<b>0</b>	<b>8</b>
<b>CAREER</b>		<b>0</b>	<b>0</b>	<b>0</b>	<b>0</b>	<b>2</b>	<b>11</b>	<b>0</b>	<b>8</b>

TE - #84 Erik Beilman

2016

Date	Opponent	Rush	Yds	TD	LG	Rec	Yds	TD	LG
Sept 1	USD	0	0	0	0	0	0	0	0
Sept 10	at NMSU	0	0	0	0	0	0	0	0
Sept 17	at RU	0	0	0	0	0	0	0	0
Oct 1	SJSU	0	0	0	0	0	0	0	0
Oct 7	BSU	0	0	0	0	0	0	0	0
Oct 15	vs. AFA	0	0	0	0	0	0	0	0
Oct 22	ULM	0	0	0	0	0	0	0	0
Oct 29	at UH	0	0	0	0	0	0	0	0
Nov 5	NEV	0	0	0	0	0	0	0	0
Nov 12	at USU	0	0	0	0	0	0	0	0
Nov 19	at CSU	0	0	0	0	0	0	0	0
Nov 26	WYO	0	0	0	0	0	0	0	0
Dec 17	UTSA	0	0	0	0	0	0	0	0
TOTAL		0	0	0	0	0	0	0	0



Date	Opponent	Rush	Yds	TD	LG	Rec	Yds	TD	LG
Sept 2	ACU	0	0	0	0	0	0	0	0
Sept 9	NMSU				Did Not Play				
Sept 14	at BSU	0	0	0	0	0	0	0	0
Sept 23	at Tulsa	0	0	0	0	0	0	0	0
Sept 30	AFA	0	0	0	0	0	0	0	0
Oct 14	at FS	0	0	0	0	0	0	0	0
Oct 20	CSU	0	0	0	0	0	0	0	0
Oct 28	at WYO	0	0	0	0	0	0	0	0
Nov 4	USU	0	0	0	0	0	0	0	0
Nov 11	TA&M	0	0	0	0	0	0	0	0
Nov 17	UNLV	0	0	0	0	0	0	0	0
Nov 24	at SDSU	0	0	0	0	0	0	0	0
<b>TOTAL</b>		<b>0</b>	<b>0</b>	<b>0</b>	<b>0</b>	<b>0</b>	<b>0</b>	<b>0</b>	<b>0</b>

Date	Opponent	Rush	Yds	TD	LG	Rec	Yds	TD	LG
Sept 1	UIW	0	0	0	0	0	0	0	0
Sept 8	at WISC	0	0	0	0	0	0	0	0
Sept 15	at NMSU				Did Not Play				
Sept 29	LIBERTY	0	0	0	0	0	0	0	0
Oct 6	at UNLV	0	0	0	0	0	0	0	0
Oct 13	at CSU	0	0	0	0	0	0	0	0
Oct 20	FS	0	0	0	0	0	0	0	0
Oct 27	at USU	0	0	0	0	0	0	0	0
Nov 3	SDSU	0	0	0	0	0	0	0	0
Nov 10	at AFA	0	0	0	0	0	0	0	0
Nov 16	BSU	0	0	0	0	0	0	0	0
Nov 24	WYO	0	0	0	0	0	0	0	0
<b>TOTAL</b>		<b>0</b>	<b>0</b>	<b>0</b>	<b>0</b>	<b>0</b>	<b>0</b>	<b>0</b>	<b>0</b>

Date	Opponent	Rush	Yds	TD	LG	Rec	Yds	TD	LG
Aug 31	SHSU	0	0	0	0	0	0	0	0
Sept 14	at ND	0	0	0	0	0	0	0	0
Sept 21	NMSU	0	0	0	0	0	0	0	0
Sept 28	at LIBERTY	0	0	0	0	0	0	0	0
Oct 4	at SJSU	0	0	0	0	0	0	0	0
Oct 11	CSU								
Oct 19	at WYO								
Oct 26	HAW								
Nov 2	at NEV								
Nov 9	AFA								
Nov 16	at BSU								
Nov 30	USU								
<b>TOTAL</b>		<b>0</b>	<b>0</b>	<b>0</b>	<b>0</b>	<b>0</b>	<b>0</b>	<b>0</b>	<b>0</b>
<b>CAREER</b>		<b>0</b>	<b>0</b>	<b>0</b>	<b>0</b>	<b>0</b>	<b>0</b>	<b>0</b>	<b>0</b>

## TE - #85 Kyle Jarvis

Date	Opponent	Rush	Yds	TD	LG	Rec	Yds	TD	LG
Aug 31	SHSU	0	0	0	0	0	0	0	0
Sept 14	at ND	0	0	0	0	0	0	0	0
Sept 21	NMSU	0	0	0	0	0	0	0	0
Sept 28	at LIBERTY	0	0	0	0	0	0	0	0
Oct 4	at SJSU	0	0	0	0	0	0	0	0
Oct 11	CSU								
Oct 19	at WYO								
Oct 26	HAW								
Nov 2	at NEV								
Nov 9	AFA								
Nov 16	at BSU								
Nov 30	USU								
<b>TOTAL</b>		<b>0</b>	<b>0</b>	<b>0</b>	<b>0</b>	<b>0</b>	<b>0</b>	<b>0</b>	<b>0</b>

## TE - #88 Marcus Williams

Date	Opponent	Rush	Yds	TD	LG	Rec	Yds	TD	LG
Sept 2	ACU	0	0	0	0	0	0	0	0
Sept 9	NMSU	0	0	0	0	0	0	0	0
Sept 14	at BSU	0	0	0	0	0	0	0	0
Sept 23	at Tulsa	0	0	0	0	0	0	0	0
Sept 30	AFA	0	0	0	0	0	0	0	0
Oct 14	at FS	0	0	0	0	0	0	0	0
Oct 20	CSU	0	0	0	0	1	27	0	27
Oct 28	at WYO	0	0	0	0	0	0	0	0
Nov 4	USU	0	0	0	0	0	0	0	0
Nov 11	TA&M	0	0	0	0	0	0	0	0
Nov 17	UNLV	0	0	0	0	0	0	0	0
Nov 24	at SDSU	0	0	0	0	0	0	0	0
<b>TOTAL</b>		<b>0</b>	<b>0</b>	<b>0</b>	<b>0</b>	<b>1</b>	<b>27</b>	<b>0</b>	<b>27</b>

Date	Opponent	Rush	Yds	TD	LG	Rec	Yds	TD	LG
Sept 1	UIW	0	0	0	0	2	43	2	33
Sept 8	at WISC	0	0	0	0	2	16	0	10
Sept 15	at NMSU	0	0	0	0	0	0	0	0
Sept 29	LIBERTY	0	0	0	0	3	32	1	18
Oct 6	at UNLV	0	0	0	0	1	7	0	7
Oct 13	at CSU				Did Not Play				
Oct 20	FS	0	0	0	0	1	7	0	7
Oct 27	at USU	0	0	0	0	2	17	0	14
Nov 3	SDSU				Did Not Play				
Nov 10	at AFA	0	0	0	0	1	7	0	7
Nov 16	BSU	0	0	0	0	1	9	0	9
Nov 24	WYO	0	0	0	0	0	0	0	0
<b>TOTAL</b>		<b>0</b>	<b>0</b>	<b>0</b>	<b>0</b>	<b>13</b>	<b>138</b>	<b>3</b>	<b>33</b>

Date	Opponent	Rush	Yds	TD	LG	Rec	Yds	TD	LG
Aug 31	SHSU	0	0	0	0	2	46	0	36
Sept 14	at ND	0	0	0	0	0	0	0	0
Sept 21	NMSU	0	0	0	0	2	73	0	42
Sept 28	at LIBERTY	0	0	0	0	3	33	0	18
Oct 4	at SJSU	0	0	0	0	2	38	0	24
Oct 11	CSU								
Oct 19	at WYO								
Oct 26	HAW								
Nov 2	at NEV								
Nov 9	AFA								
Nov 16	at BSU								
Nov 30	USU								
<b>TOTAL</b>		<b>0</b>	<b>0</b>	<b>0</b>	<b>0</b>	<b>9</b>	<b>190</b>	<b>0</b>	<b>42</b>
<b>CAREER</b>		<b>0</b>	<b>0</b>	<b>0</b>	<b>0</b>	<b>23</b>	<b>355</b>	<b>3</b>	<b>42</b>

## DB - #3 Patrick Peek

Date	Opponent	TKL	TFL-Yds	Sack-Yds	FF	FR-Yds	PBU	INT-yds	TD
Sept 1	UIW	2	0.0-0	0.0-0	0	0-0	0	0-0	0
Sept 8	at WISC	2	0.0-0	0.0-0	0	0-0	0	0-0	0
Sept 15	at NMSU	0	0.0-0	0.0-0	0	0-0	0	0-0	0
Sept 29	LIBERTY	0	0.0-0	0.0-0	0	0-0	0	0-0	0
Oct 6	at UNLV	4	0.0-0	0.0-0	0	0-0	0	0-0	0
Oct 13	at CSU	0	0.0-0	0.0-0	0	0-0	0	0-0	0
Oct 20	FS	1	0.0-0	0.0-0	0	0-0	0	0-0	0
Oct 27	at USU	7	1.0-3	0.0-0	1	0-0	0	0-0	0
Nov 3	SDSU	5	0.0-0	0.0-0	0	0-0	0	0-0	0
Nov 10	at AFA	1	0.0-0	0.0-0	0	0-0	0	0-0	0
Nov 16	BSU	1	0.0-0	0.0-0	0	0-0	0	0-0	0
Nov 24	WYO	2	0.0-0	0.0-0	0	0-0	0	0-0	0
<b>TOTAL</b>		<b>25</b>	<b>1.0-3</b>	<b>0.0-0</b>	<b>1</b>	<b>0-0</b>	<b>0</b>	<b>0-0</b>	<b>0</b>

Date	Opponent	TKL	TFL-Yds	Sack-Yds	FF	FR-Yds	PBU	INT-yds	TD
Aug 31	SHSU	7	1.0-1	0.0-0	0	0-0	0	0-0	0
Sept 14	at ND	3	0.0-0	0.0-0	0	0-0	0	0-0	0
Sept 21	NMSU	2	0.0-0	0.0-0	0	0-0	0	0-0	0
Sept 28	at LIBERTY	6	0.0-0	0.0-0	0	0-0	0	0-0	0
Oct 4	at SJSU								
Oct 11	CSU								
Oct 19	at WYO								
Oct 26	HAW								
Nov 2	at NEV								
Nov 9	AFA								
Nov 16	at BSU								
Nov 30	USU								
<b>TOTAL</b>		<b>18</b>	<b>1.0-1</b>	<b>0.0-0</b>	<b>0</b>	<b>0-0</b>	<b>0</b>	<b>0-0</b>	<b>0</b>
<b>CAREER</b>		<b>43</b>	<b>2.0-4</b>	<b>0.0-0</b>	<b>1</b>	<b>0-0</b>	<b>0</b>	<b>0-0</b>	<b>0</b>

## DB - #4 Shaddrick Lowery

Date	Opponent	TKL	TFL-Yds	Sack-Yds	FF	FR-Yds	PBU	INT-yds	TD
Aug 31	SHSU	0	0.0-0	0.0-0	0	0-0	0	0-0	0
Sept 14	at ND	0	0.0-0	0.0-0	0	0-0	0	0-0	0
Sept 21	NMSU	0	0.0-0	0.0-0	0	0-0	0	0-0	0
Sept 28	at LIBERTY	0	0.0-0	0.0-0	0	0-0	0	0-0	0
Oct 4	at SJSU	0	0.0-0	0.0-0	0	0-0	0	0-0	0
Oct 11	CSU								
Oct 19	at WYO								
Oct 26	HAW								
Nov 2	at NEV								
Nov 9	AFA								
Nov 16	at BSU								
Nov 30	USU								
<b>TOTAL</b>		<b>0</b>	<b>0.0-0</b>	<b>0.0-0</b>	<b>0</b>	<b>0-0</b>	<b>0</b>	<b>0-0</b>	<b>0</b>

## CB - #6 De'John Rogers

Date	Opponent	TKL	TFL-Yds	Sack-Yds	FF	FR-Yds	PBU	INT-yds	TD
Sept 1	UIW	4	0.0-0	0.0-0	0	0-0	0	0-0	0
Sept 8	at WISC	1	0.0-0	0.0-0	0	0-0	0	0-0	0
Sept 15	at NMSU	5	0.0-0	0.0-0	0	0-0	1	1-28	0
Sept 29	LIBERTY	2	0.0-0	0.0-0	0	0-0	0	0-0	0
Oct 6	at UNLV	2	0.0-0	0.0-0	0	0-0	0	0-0	0
Oct 13	at CSU	1	0.0-0	0.0-0	0	0-0	1	0-0	0
Oct 20	FS	2	0.0-0	0.0-0	0	0-0	0	0-0	0
Oct 27	at USU	2	0.0-0	0.0-0	0	0-0	0	0-0	0
Nov 3	SDSU	3	0.0-0	0.0-0	0	0-0	0	0-0	0
Nov 10	at USU								
Nov 16	BSU	4	0.0-0	0.0-0	0	0-0	0	0-0	0
Nov 24	WYO	0	0.0-0	0.0-0	0	0-0	0	0-0	0
<b>TOTAL</b>		<b>26</b>	<b>0.0-0</b>	<b>0.0-0</b>	<b>0</b>	<b>0-0</b>	<b>2</b>	<b>1-28</b>	<b>0</b>

2019									
Date	Opponent	TKL	TFL-Yds	Sack-Yds	FF	FR-Yds	PBU	INT-yds	TD
Aug 31	SHSU	7	0.0-0	0.0-0	1	0-0	0	0-0	0
Sept 14	at ND	1	0.0-0	0.0-0	0	0-0	0	0-0	0
Sept 21	NMSU	7	0.0-0	0.0-0	0	0-0	0	0-0	0
Sept 28	at LIBERTY	7	0.0-0	0.0-0	0	1-0	1	0-0	0
Oct 4	at SJSU	1	0.0-0	0.0-0	0	1-0	2	0-0	0
Oct 11	CSU								
Oct 19	at WYO								
Oct 26	HAW								
Nov 2	at NEV								
Nov 9	AFA								
Nov 16	at BSU								
Nov 30	USU								
TOTAL		23	0.0-0	0.0-0	1	2-0	3	0-0	0
CAREER		49	0.0-0	0.0-0	1	2-0	5	1-28	0

## 2019

Date	Opponent	TKL	TFL-Yds	Sack-Yds	FF	FR-Yds	PBU	INT-yds	TD
Aug 31	SHSU	1	0.0-0	0.0-0	0	0-0	0	0-0	0
Sept 14	at ND			Did Not Play					
Sept 21	NMSU			Did Not Play					
Sept 28	at LIBERTY			Did Not Play					
Oct 4	at SJSU			Did Not Play					
Oct 11	CSU								
Oct 19	at WYO								
Oct 26	HAW								
Nov 2	at NEV								
Nov 9	AFA								
Nov 16	at BSU								
Nov 30	USU								
<b>TOTAL</b>		<b>1</b>	<b>0.0-0</b>	<b>0.0-0</b>	<b>0</b>	<b>0-0</b>	<b>0</b>	<b>0-0</b>	<b>0</b>
<b>CAREER</b>		<b>6</b>	<b>0.0-0</b>	<b>0.0-0</b>	<b>0</b>	<b>0-0</b>	<b>0</b>	<b>0-0</b>	<b>0</b>

## DB - #8 Donte Martin

Date	Opponent	TKL	TFL-Yds	Sack-Yds	FF	FR-Yds	PBU	INT-yds	TD
Sept 1	UIW			Did Not Play					
Sept 8	at WISC			Did Not Play					
Sept 15	at NMSU			Did Not Play					
Sept 29	LIBERTY			Did Not Play					
Oct 6	at UNLV			Did Not Play					
Oct 13	at CSU			Did Not Play					
Oct 20	FS			Did Not Play					
Oct 27	at USU			Did Not Play					
Nov 3	SDSU			Did Not Play					
Nov 10	at AFA	0	0.0-0	0.0-0	0	0-0	0	0-0	0
Nov 16	BSU	0	0.0-0	0.0-0	0	0-0	0	0-0	0
Nov 24	WYO	0	0.0-0	0.0-0	0	0-0	0	0-0	0
<b>TOTAL</b>		<b>0</b>	<b>0.0-0</b>	<b>0.0-0</b>	<b>0</b>	<b>0-0</b>	<b>0</b>	<b>0.0-0</b>	<b>0</b>

## 2019

Date	Opponent	TKL	TFL-Yds	Sack-Yds	FF	FR-Yds	PBU	INT-yds	TD
Aug 31	SHSU	3	0.0-0	0.0-0	0	0-0	0	0-0	0
Sept 14	at ND	1	0.0-0	0.0-0	0	0-0	1	0-0	0
Sept 21	NMSU	6	0.0-0	0.0-0	0	0-0	0	0-0	0
Sept 28	at LIBERTY	5	0.0-0	0.0-0	0	0-0	2	0-0	0
Oct 4	at SJSU	4	0.0-0	0.0-0	0	0-0	4	0-0	0
Oct 11	CSU								
Oct 19	at WYO								
Oct 26	HAW								
Nov 2	at NEV								
Nov 9	AFA								
Nov 16	at BSU								
Nov 30	USU								
<b>TOTAL</b>		<b>19</b>	<b>0.0-0</b>	<b>0.0-0</b>	<b>0</b>	<b>0-0</b>	<b>7</b>	<b>0-0</b>	<b>0</b>
<b>CAREER</b>		<b>19</b>	<b>0.0-0</b>	<b>0.0-0</b>	<b>0</b>	<b>0-0</b>	<b>7</b>	<b>0-0</b>	<b>0</b>

## DB - #9 Jerrick Reed II

Date	Opponent	TKL	TFL-Yds	Sack-Yds	FF	FR-Yds	PBU	INT-yds	TD
Aug 31	SHSU	3	0.0-0	0.0-0	0	0-0	0	0-0	0
Sept 14	at ND	3	0.0-0	0.0-0	0	0-0	0	0-0	0
Sept 21	NMSU	4	0.0-0	0.0-0	0	0-0	0	1-43	1
Sept 28	at LIBERTY	10	0.0-0	0.0-0	0	0-0	0	0-0	0
Oct 4	at SJSU	9	2.0-5	0.0-0	0	0-0	0	0-0	0
Oct 11	CSU								
Oct 19	at WYO								
Oct 26	HAW								
Nov 2	at NEV								
Nov 9	AFA								
Nov 16	at BSU								
Nov 30	USU								
<b>TOTAL</b>		<b>29</b>	<b>2.0-5</b>	<b>0.0-0</b>	<b>0</b>	<b>0-0</b>	<b>0</b>	<b>1-43</b>	<b>1</b>

## DB - #10 Eric Cuffee

Date	Opponent	TKL	TFL-Yds	Sack-Yds	FF	FR-Yds	PBU	INT-yds	TD
Aug 31	SHSU			Did Not Play					
Sept 14	at ND			Did Not Play					
Sept 21	NMSU	1	0.0-0	0.0-0	0	0-0	0	0-0	0
Sept 28	at LIBERTY			Did Not Play					
Oct 4	at SJSU			Did Not Play					
Oct 11	CSU								
Oct 19	at WYO								
Oct 26	HAW								
Nov 2	at NEV								
Nov 9	AFA								
Nov 16	at BSU								
Nov 30	USU								
<b>TOTAL</b>		<b>1</b>	<b>0.0-0</b>	<b>0.0-0</b>	<b>0</b>	<b>0-0</b>	<b>0</b>	<b>0-0</b>	<b>0</b>

## DB - #11 Kameron Miller

Date	Opponent	TKL	TFL-Yds	Sack-Yds	FF	FR-Yds	PBU	INT-yds	TD
Sept 2	ACU	0	0.0-0	0.0-0	0	0-0	0	0-0	0
Sept 9	NMSU			Did Not Play					
Sept 14	at BSU	0	0.0-0	0.0-0	0	0-0	0	0-0	0
Sept 23	at Tulsa	0	0.0-0	0.0-0	0	0-0	0	0-0	0
Sept 30	AFA	0	0.0-0	0.0-0	0	0-0	0	0-0	0
Oct 14	at FS	0	0.0-0	0.0-0	0	0-0	0	0-0	0
Oct 20	CSU	0	0.0-0	0.0-0	0	0-0	0	0-0	0
Oct 28	at WYO	0	0.0-0	0.0-0	0	0-0	0	0-0	0
Nov 4	USU	0	0.0-0	0.0-0	0	0-0	0	0-0	0
Nov 11	TA&M	0	0.0-0	0.0-0	0	0-0	0	0-0	0
Nov 17	UNLV	0	0.0-0	0.0-0	0	0-0	0	0-0	0
Nov 24	at SDSU	0	0.0-0	0.0-0	0	0-0	0	0-0	0
<b>TOTAL</b>		<b>0</b>	<b>0.0-0</b>	<b>0.0-0</b>	<b>0</b>	<b>0-0</b>	<b>0</b>	<b>0-0</b>	<b>0</b>

## 2018

Date	Opponent	TKL	TFL-Yds	Sack-Yds	FF	FR-Yds	PBU	INT-yds	TD
Sept 1	UIW	0	0.0-0	0.0-0	0	0-0	0	0-0	0
Sept 8	at WISC	0	0.0-0	0.0-0	0	0-0	0	0-0	0
Sept 15	at NMSU	0	0.0-0	0.0-0	0	0-0	0	0-0	0
Sept 29	LIBERTY	0	0.0-0	0.0-0	0	0-0	0	0-0	0
Oct 6	at UNLV	2	0.0-0	0.0-0	0	0-0	0	0-0	0
Oct 13	at CSU	0	0.0-0	0.0-0	0	0-0	0	0-0	0
Oct 20	FS	0	0.0-0	0.0-0	0	0-0	0	0-0	0
Oct 27	at USU	5	0.0-0	0.0-0	0	0-0	0	0-0	0
Nov 3	SDSU	0	0.0-0	0.0-0	0	0-0	0	0-0	0
Nov 10	at AFA	0	0.0-0	0.0-0	0	0-0	0	0-0	0
Nov 16	BSU	5	1.0-1	0.0-0	0	0-0	0	0-0	0
Nov 24	WYO	2	0.0-0	0.0-0	0	0-0	0	0-0	0
<b>TOTAL</b>		<b>14</b>	<b>1.0-1</b>	<b>0.0-0</b>	<b>0</b>	<b>0-0</b>	<b>0</b>	<b>0-0</b>	<b>0</b>

## 2019

Date	Opponent	TKL	TFL-Yds	Sack-Yds	FF	FR-Yds	PBU	INT-yds	TD
Aug 31	SHSU	5	0.0-0	0.0-0	0	0-0	0	0-0	0
Sept 14	at ND	2	0.0-0	0.0-0	0	0-0	0	0-0	0
Sept 21	NMSU	2	0.0-0	0.0-0	0	0-0	0	0-0	0
Sept 28	at LIBERTY	0	0.0-0	0.0-0	0	0-0	0	0-0	0
Oct 4	at SJSU	4	0.5-0	0.0-0	0	0-0	0	0-0	0
Oct 11	CSU								
Oct 19	at WYO								
Oct 26	HAW								
Nov 2	at NEV								
Nov 9	AFA								
Nov 16	at BSU								
Nov 30	USU								
<b>TOTAL</b>		<b>13</b>	<b>0.5-0</b>	<b>0.0-0</b>	<b>0</b>	<b>0-0</b>	<b>0</b>	<b>0-0</b>	<b>0</b>
<b>CAREER</b>		<b>27</b>	<b>1.5-1</b>	<b>0.0-0</b>	<b>0</b>	<b>0-0</b>	<b>0</b>	<b>0-0</b>	<b>0</b>

## DB - #13 Nico Bolden

Date	Opponent	TKL	TFL-Yds	Sack-Yds	FF	FR-Yds	PBU	INT-yds	TD
Sept 1	UIW	0	0.0-0	0.0-0	0	0-0	0	0-0	0
Sept 8	at WISC	0	0.0-0	0.0-0	0	0-0	0	0-0	0
Sept 15	at NMSU	0	0.0-0	0.0-0	0	0-0	0	0-0	0
Sept 29	LIBERTY	0	0.0-0	0.0-0	0	0-0	0	0-0	0
Oct 6	at UNLV	0	0.0-0	0.0-0	0	0-0	0	0-0	0
Oct 13	at CSU	1	0.0-0	0.0-0	0	0-0	0	0-0	0
Oct 20	FS	0	0.0-0	0.0-0	0	0-0	0	0-0	0
Oct 27	at USU	3	0.0-0	0.0-0	0	0-0	0	0-0	0
Nov 3	SDSU	2	0.0-0	0.0-0	0	0-0	0	0-0	0
Nov 10	at AFA	0	0.0-0	0.0-0	0	0-0	0	0-0	0
Nov 16	BSU			Did Not Play					
Nov 24	WYO			Did Not Play					
<b>TOTAL</b>		<b>6</b>	<b>0.0-0</b>	<b>0.0-0</b>	<b>0</b>	<b>0-0</b>	<b>0</b>	<b>0-0</b>	<b>0</b>

## 2019

Date	Opponent	TKL	TFL-Yds	Sack-Yds	FF	FR-Yds	PBU	INT-yds	TD
Aug 31	SHSU	1	0.0-0	0.0-0	0	0-0	0	0-0	0
Sept 14	at ND	0	0.0-0	0.0-0	0	0-0	0	0-0	0
Sept 21	NMSU			Did Not Play					
Sept 28	at LIBERTY	0	0.0-0	0.0-0	0	0-0	0	0-0	0
Oct 4	at SJSU	0	0.0-0	0.0-0	0	0-0	0	0-0	0
Oct 11	CSU								
Oct 19	at WYO								
Oct 26	HAW								
Nov 2	at NEV								
Nov 9	AFA								
Nov 16	at BSU								
Nov 30	USU								
<b>TOTAL</b>		<b>1</b>	<b>0.0-0</b>	<b>0.0-0</b>	<b>0</b>	<b>0-0</b>	<b>0</b>	<b>0-0</b>	<b>0</b>
<b>CAREER</b>		<b>7</b>	<b>0.0-0</b>	<b>0.0-0</b>	<b>0</b>	<b>0-0</b>	<b>0</b>	<b>0-0</b>	<b>0</b>

## DB - #15 Letayveon Beaton

Date	Opponent	TKL	TFL-Yds	Sack-Yds	FF	FR-Yds	PBU	INT-yds	TD
Aug 31	SHSU	2	0.0-0	0.0-0	0	0-0	1	0-0	0
Sept 14	at ND	4	0.0-0	0.0-0	0	0-0	0	0-0	0
Sept 21	NMSU	3	0.0-0	0.0-0	0	0-0	0	0-0	0
Sept 28	at LIBERTY	7	0.0-0	0.0-0	0	0-0	0	0-0	0
Oct 4	at SJSU	5	0.0-0	0.0-0	0	0-0	0	0-0	0
Oct 11	CSU								
Oct 19	at WYO								
Oct 26	HAW								
Nov 2	at NEV								
Nov 9	AFA								
Nov 16	at BSU								
Nov 30	USU								
<b>TOTAL</b>		<b>21</b>	<b>0.0-0</b>	<b>0.0-0</b>	<b>0</b>	<b>0-0</b>	<b>1</b>	<b>0-0</b>	<b>0</b>

## 2019

Date	Opponent	TKL	TFL-Yds	Sack-Yds	FF	FR-Yds	PBU	INT-yds	TD
Aug 31	SHSU	8	1.0-5	1.0-5	0	0-0	1	0-0	0
Sept 14	at ND	5	0.0-0	0.0-0	0	0-0	0	0-0	0
Sept 21	NMSU	4	0.5-4	0.5-4	0	0-0	0	0-0	0
Sept 28	at LIBERTY	6	1.0-3	0.0-0	0	0-0	0	0-0	0
Oct 4	at SJSU	0	0.0-0	0.0-0	0	0-0	0	0-0	0
Oct 11	CSU								
Oct 19	at WYO								
Oct 26	HAW								
Nov 2	at NEV								
Nov 9	AFA								
Nov 16	at BSU								
Nov 30	USU								
<b>TOTAL</b>		<b>23</b>	<b>2.5-12</b>	<b>1.5-9</b>	<b>0</b>	<b>0-0</b>	<b>1</b>	<b>0-0</b>	<b>0</b>
<b>CAREER</b>		<b>35</b>	<b>3.0-13</b>	<b>1.5-9</b>	<b>0</b>	<b>1-0</b>	<b>1</b>	<b>0-0</b>	<b>0</b>

**LB - #19 Devin Sanders**

Date	Opponent	TKL	TFL-Yds	Sack-Yds	FF	FR-Yds	PBU	INT-yds	TD
Aug 31	SHSU	1	0.0-0	0.0-0	0	0-0	0	0-0	0
Sept 14	at ND	2	0.0-0	0.0-0	0	0-0	0	0-0	0
Sept 21	NMSU	2	1.0-5	1.0-5	0	0-0	0	0-0	0
Sept 28	at LIBERTY	2	0.0-0	0.0-0	0	0-0	0	0-0	0
Oct 4	at SJSU	2	0.0-0	0.0-0	0	0-0	0	0-0	0
Oct 11	CSU								
Oct 19	at WYO								
Oct 26	HAW								
Nov 2	at NEV								
Nov 9	AFA								
Nov 16	at BSU								
Nov 30	USU								
<b>TOTAL</b>		<b>9</b>	<b>1.0-5</b>	<b>1.0-5</b>	<b>0</b>	<b>0-0</b>	<b>0</b>	<b>0-0</b>	<b>0</b>

**LB - #20 Jacobi Hearn**

2019									
Date	Opponent	TKL	TFL-Yds	Sack-Yds	FF	FR-Yds	PBU	INT-yds	TD
Aug 31	SHSU	1	1.0-8	1.0-8	0	0-0	0	0-0	0
Sept 14	at ND	3	1.0-2	0.0-0	0	0-0	0	0-0	0
Sept 21	NMSU	5	1.0-4	0.0-0	0	0-0	0	0-0	0
Sept 28	at LIBERTY	1	0.0-0	0.0-0	0	0-0	0	0-0	0
Oct 4	at SJSU	4	1.0-7	1.0-7	0	0-0	0	0-0	0
Oct 11	CSU								
Oct 19	at WYO								
Oct 26	HAW								
Nov 2	at NEV								
Nov 9	AFA								
Nov 16	at BSU								
Nov 30	USU								
TOTAL		14	4.0-21	2.0-15	0	0-0	0	0-0	0

## LB - #23 Reco Hannah

2019									
Date	Opponent	TKL	TFL-Yds	Sack-Yds	FF	FR-Yds	PBU	INT-yds	TD
Aug 31	SHSU	0	0.0-0	0.0-0	0	0-0	0	0-0	0
Sept 14	at ND	0	0.0-0	0.0-0	0	0-0	0	0-0	0
Sept 21	NMSU	0	0.0-0	0.0-0	0	0-0	0	0-0	0
Sept 28	at LIBERTY	4	0.5-1	0.0-0	0	0-0	0	0-0	0
Oct 4	at SJSU	2	0.0-0	0.0-0	0	0-0	0	0-0	0
Oct 11	CSU								
Oct 19	at WYO								
Oct 26	HAW								
Nov 2	at NEV								
Nov 9	AFA								
Nov 16	at BSU								
Nov 30	USU								
<b>TOTAL</b>		<b>6</b>	<b>0.5-1</b>	<b>0.0-0</b>	<b>0</b>	<b>0-0</b>	<b>0</b>	<b>0-0</b>	<b>0</b>

**LB - #30 Alexander "Moana" Vainikolo**

2018									
Date	Opponent	TKL	TFL-Yds	Sack-Yds	FF	FR-Yds	PBU	INT-Yds	TD
Sept 1	UIW	1	0.0-0	0.0-0	0	0-0	0	0-0	0
Sept 8	at WISC	1	0.0-0	0.0-0	0	0-0	0	0-0	0
Sept 15	at NMSSU	9	0.0-0	0.0-0	0	0-0	0	0-0	0
Sept 29	LIBERTY	1	0.0-0	0.0-0	0	0-0	0	0-0	0
Oct 6	at UNLV	1	0.0-0	0.0-0	0	0-0	0	0-0	0
Oct 13	at CSU	0	0.0-0	0.0-0	0	0-0	0	0-0	0
Oct 20	FS	7	0.0-0	0.0-0	0	0-0	0	0-0	0
Oct 27	at USU	4	0.0-0	0.0-0	0	0-0	0	0-0	0
Nov 3	SDSU	1	1.0-5	0.0-0	1	0-0	0	0-0	0
Nov 10	at AFA	2	0.0-0	0.0-0	0	0-0	0	0-0	0
Nov 16	BSU	3	1.0-2	0.0-0	0	0-0	0	0-0	0
Nov 24	WYO	5	0.0-0	0.0-0	0	0-0	0	0-0	0
<b>TOTAL</b>		<b>35</b>	<b>2.0-7</b>	<b>0.0-0</b>	<b>1</b>	<b>0-0</b>	<b>0</b>	<b>0-0</b>	<b>0</b>

## 2019

Date	Opponent	TKL	TFL-Yds	Sack-Yds	FF	FR-Yds	PBU	INT-yds	TD
Aug 31	SHSU	6	0.5-2	0.0-0	0	0-0	0	0-0	0
Sept 14	at ND	3	2.0-13	0.0-0	0	0-0	0	0-0	0
Sept 21	NMSU	1	0.0-0	0.0-0	0	0-0	0	0-0	0
Sept 28	at LIBERTY	1	0.0-0	0.0-0	0	0-0	0	0-0	0
Oct 4	at SISU	7	1.0-2	0.0-0	0	0-0	0	0-0	0
Oct 11	CSU								
Oct 19	at WYO								
Oct 26	HAW								
Nov 2	at NEV								
Nov 9	AFU								
Nov 16	at BSU								
Nov 30	USU								
<b>TOTAL</b>		<b>18</b>	<b>3.5-17</b>	<b>0.0-0</b>	<b>0</b>	<b>0-0</b>	<b>0</b>	<b>0-0</b>	<b>0</b>
<b>CAREER</b>		<b>53</b>	<b>5.5-24</b>	<b>0.0-0</b>	<b>1</b>	<b>0-0</b>	<b>0</b>	<b>0-0</b>	<b>0</b>

## LB - #33 Alex Hart

2015									
Date	Opponent	TKL	TFL-Yds	Sack-Yds	FF	FR-Yds	PBU	INT-yds	TD
Sept 5	MVSU				Did Not Play				
Sept 12	Tulsa				Did Not Play				
Sept 18	at ASU				Did Not Play				
Sept 26	at WYO				Did Not Play				
Oct 3	NMSU	0	0.0-0	0.0-0	0	0-0	0	0-0	0
Oct 10	at UNR	0	0.0-0	0.0-0	0	0-0	0	0-0	0
Oct 17	HAW	1	0.0-0	0.0-0	0	0-0	0	0-0	0
Oct 24	at SJSU	0	0.0-0	0.0-0	0	0-0	0	0-0	0
Nov 7	USU	0	0.0-0	0.0-0	0	0-0	0	0-0	0
Nov 14	at BSU	1	0.0-0	0.0-0	0	0-0	0	0-0	0
Nov 21	CSU	0	0.0-0	0.0-0	0	0-0	0	0-0	0
Nov 28	AFA	0	0.0-0	0.0-0	0	0-0	0	0-0	0
Dec. 19	ARIZ	0	0.0-0	0.0-0	0	0-0	0	0-0	0
TOTAL		2	0.0-0	0.0-0	0	0-0	0	0-0	0

## 2016

Date	Opponent	TKL	TFL-Yds	Sack-Yds	FF	FR-Yds	PBU	INT-Yds	TD
Sept 1	USD	3	0.0-0	0.0-0	0	0-0	0	0-0	0
Sept 10	at NMSU	4	1.0-1	1.0-1	0	0-0	0	0-0	0
Sept 17	at RU	4	1.0-1	0.0-0	0	0-0	1	0-0	0
Oct 1	SJSU	0	0.0-0	0.0-0	0	0-0	0	0-0	0
Oct 7	BSU	2	0.0-0	0.0-0	0	0-0	0	0-0	0
Oct 15	vs. AFA	1	0.0-0	0.0-0	0	0-0	0	0-0	0
Oct 22	ULM	3	0.0-0	0.0-0	0	0-0	0	0-0	0
Oct 29	at UH	1	0.0-0	0.0-0	0	0-0	0	0-0	0
Nov 5	NEV	3	1.0-4	0.0-0	0	0-0	0	0-0	0
Nov 12	at USU	1	1.0-2	0.0-0	0	0-0	0	0-0	0
Nov 19	at CSU	3	0.0-0	0.0-0	1	0-0	0	0-0	0
Nov 26	WYO	1	0.0-0	0.0-0	0	1-0	0	0-0	0
Dec 17	UTSA	0	0.0-0	0.0-0	0	0-0	0	0-0	0
<b>TOTAL</b>		<b>26</b>	<b>4.0-8</b>	<b>1.0-1</b>	<b>1</b>	<b>1-0</b>	<b>1</b>	<b>0-0</b>	<b>0</b>

## 2017

Date	Opponent	TKL	TFL-Yds	Sack-Yds	FF	FR-Yds	PBU	INT-Yds	TD
Sept 2	ACU	3	0.0-0	0.0-0	0	1-0	0	0-0	0
Sept 9	NMSU	6	1.0-1	0.0-0	0	0-0	2	0-0	0
Sept 14	at BSU	6	1.0-3	0.0-0	0	0-0	0	0-0	0
Sept 23	at Tulsa	6	0.0-0	0.0-0	0	0-0	0	0-0	0
Sept 30	AFA	9	1.5-10	1.0-8	1	0-0	0	0-0	0
Oct 14	at FS	2	0.0-0	0.0-0	0	0-0	0	0-0	0
Oct 20	CSU	5	1.0-1	0.0-0	0	0-0	0	0-0	0
Oct 28	at WYO	2	0.0-0	0.0-0	0	0-0	0	0-0	0
Nov 4	USU	4	1.0-4	0.0-0	0	0-0	0	0-0	0
Nov 11	TA&M	2	0.0-0	0.0-0	0	0-0	0	0-0	0
Nov 17	UNLV	9	0.0-0	0.0-0	0	0-0	1	0-0	0
Nov 24	at SDSU	4	0.0-0	0.0-0	0	0-0	0	0-0	0
<b>TOTAL</b>		<b>58</b>	<b>5.5-19</b>	<b>1.0-8</b>	<b>1</b>	<b>1-0</b>	<b>3</b>	<b>0-0</b>	<b>0</b>

## 2018

Date	Opponent	TKL	TFL-Yds	Sack-Yds	FF	FR-Yds	PBU	INT-yds	TD
Sept 1	UIW	4	0.0-0	0.0-0	0	0-0	0	0-0	0
Sept 8	at WISC	13	0.0-0	0.0-0	0	0-0	0	0-0	0
Sept 15	at NMSU	2	0.0-0	0.0-0	0	0-0	0	0-0	0
Sept 29	LIBERTY				Did Not Play				
Oct 6	at UNLV				Did Not Play				
Oct 13	at CSU				Did Not Play				
Oct 20	FS				Did Not Play				
Oct 27	at USU				Did Not Play				
Nov 3	SDSU				Did Not Play				
Nov 10	at AFA				Did Not Play				
Nov 16	BSU				Did Not Play				
Nov 24	WYO				Did Not Play				
TOTAL		19	0.0-0	0.0-0	0	0-0	0	0-0	0

## 2019

Date	Opponent	TKL	TFL-Yds	Sack-Yds	FF	FR-Yds	PBU	INT-yds	TD
Aug 31	SHSU	10	0.0-0	0.0-0	0	0-0	0	0-0	0
Sept 14	at ND	4	2.0-11	1.0-7	0	0-0	0	0-0	0
Sept 21	NMSU	7	0.5-4	0.5-4	0	0-0	0	0-0	0
Sept 28	at LIBERTY	8	2.5-6	0.0-0	0	0-0	1	0-0	0
Oct 4	at SJSU	7	1.5-3	0.0-0	0	0-0	1	0-0	0
Oct 11	CSU								
Oct 19	at WYO								
Oct 26	HAW								
Nov 2	at NEV								
Nov 9	AFA								
Nov 16	at BSU								
Nov 30	USU								
<b>TOTAL</b>		<b>36</b>	<b>6.5-24</b>	<b>1.5-11</b>	<b>0</b>	<b>0-0</b>	<b>2</b>	<b>0-0</b>	<b>0</b>
<b>CAREER</b>		<b>141</b>	<b>16.0-51</b>	<b>3.5-20</b>	<b>2</b>	<b>2-0</b>	<b>6</b>	<b>0-0</b>	<b>0</b>

## LB - #45 Josh Woisin

## 2019

Date	Opponent	TKL	TFL-Yds	Sack-Yds	FF	FR-Yds	PBU	INT-yds	TD
Aug 31	SHSU					Did Not Play			
Sept 14	at ND					Did Not Play			
Sept 21	NMSU					Did Not Play			
Sept 28	at LIBERTY					Did Not Play			
Oct 4	at SJSU					Did Not Play			
Oct 11	CSU								
Oct 19	at WYO								
Oct 26	HAW								
Nov 2	at NEV								
Nov 9	AFA								
Nov 16	at BSU								
Nov 30	USU								
<b>TOTAL</b>		<b>0</b>	<b>0.0-0</b>	<b>0.0-0</b>	<b>0</b>	<b>0-0</b>	<b>0</b>	<b>0-0</b>	<b>0</b>

## LB - #46 Brandon Shook

## 2018

Date	Opponent	TKL	TFL-Yds	Sack-Yds	FF	FR-Yds	PBU	INT-yds	TD
Sept 1	UIW	3	1.0-8	0.0-0	1	0-0	0	0-0	0
Sept 8	at WISC	0	0.0-0	0.0-0	0	0-0	0	0-0	0
Sept 15	at NMSU	1	0.0-0	0.0-0	0	0-0	0	0-0	0
Sept 29	LIBERTY	0	0.0-0	0.0-0	0	0-0	0	0-0	0
Oct 6	at UNLV	2	1.0-9	1.0-9	1	0-0	0	0-0	0
Oct 13	at CSU	0	0.0-0	0.0-0	0	0-0	0	0-0	0
Oct 20	FS	3	0.0-0	0.0-0	0	0-0	0	0-0	0
Oct 27	at USU	3	0.0-0	0.0-0	0	0-0	0	0-0	0
Nov 3	SDSU	2	0.0-0	0.0-0	0	0-0	0	0-0	0
Nov 10	at AFA	7	0.5-1	0.0-0	0	0-0	0	0-0	0
Nov 16	BSU	14	1.0-8	1.0-8	0	0-0	0	0-0	0
Nov 24	WYO	5	0.0-0	0.0-0	0	0-0	0	0-0	0
<b>TOTAL</b>		<b>40</b>	<b>3.5-26</b>	<b>2.0-17</b>	<b>2</b>	<b>0-0</b>	<b>0</b>	<b>0-0</b>	<b>0</b>

## 2019

Date	Opponent	TKL	TFL-Yds	Sack-Yds	FF	FR-Yds	PBU	INT-yds	TD
Aug 31	SHSU	0	0.0-0	0.0-0	0	0-0	0	0-0	0
Sept 14	at ND	4	0.0-0	0.0-0	0	0-0	0	0-0	0
Sept 21	NMSU	5	0.0-0	0.0-0	1	0-0	0	0-0	0
Sept 28	at LIBERTY	1	0.0-0	0.0-0	0	0-0	0	0-0	0
Oct 4	at SJSU	0	0.0-0	0.0-0	0	0-0	0	0-0	0
Oct 11	CSU								
Oct 19	at WYO								
Oct 26	HAW								
Nov 2	at NEV								
Nov 9	AFA								
Nov 16	at BSU								
Nov 30	USU								
<b>TOTAL</b>		<b>10</b>	<b>0.0-0</b>	<b>0.0-0</b>	<b>1</b>	<b>0-0</b>	<b>0</b>	<b>0-0</b>	<b>0</b>
<b>CAREER</b>		<b>50</b>	<b>3.5-26</b>	<b>2.0-17</b>	<b>3</b>	<b>0-0</b>	<b>0</b>	<b>0-0</b>	<b>0</b>

## DL - #52 Aaron Blackwell

## 2017

Date	Opponent	TKL	TFL-Yds	Sack-Yds	FF	FR-Yds	PBU	INT-yds	TD
Sept 2	ACU	1	0.0-0	0.0-0	0	0-0	0	0-0	0
Sept 9	NMSU					Did Not Play			
Sept 14	at BSU	0	0.0-0	0.0-0	0	0-0	0	0-0	0
Sept 23	at Tulsa	1	0.5-1	0.0-0	0	0-0	0	0-0	0
Sept 30	AFA	0	0.0-0	0.0-0	0	0-0	0	0-0	0
Oct 14	at FS	1	0.0-0	0.0-0	0	0-0	0	0-0	0
Oct 20	CSU	2	0.0-0	0.0-0	0	0-0	0	0-0	0
Oct 28	at WYO	2	2.0-6	0.0-0	0	0-0	0	0-0	0
Nov 4	USU	0	0.0-0	0.0-0	0	0-0	0	0-0	0
Nov 11	TA&M	1	1.0-2	0.0-0	0	0-0	1	0-0	0
Nov 17	UNLV	1	0.0-0	0.0-0	0	0-0	0	0-0	0
Nov 24	at SDSU	1	0.0-0	0.0-0	0	0-0	0	0-0	0
<b>TOTAL</b>		<b>10</b>	<b>3.5-9</b>	<b>0.0-0</b>	<b>0</b>	<b>0-0</b>	<b>1</b>	<b>0-0</b>	<b>0</b>

## 2018

Date	Opponent	TKL	TFL-Yds	Sack-Yds	FF	FR-Yds	PBU	INT-yds	TD
Sept 1	UIW	2	0.0-0	0.0-0	0	0-0	0	0-0	0
Sept 8	at WISC	0	0.0-0	0.0-0	0	0-0	0	0-0	0
Sept 15	at NMSU	4	0.0-0	0.0-0	0	0-0	0	0-0	0
Sept 29	LIBERTY	3	0.0-0	0.0-0	0	0-0	0	0-0	0
Oct 6	at UNLV	3	0.0-0	0.0-0	0	0-0	0	0-0	0
Oct 13	at CSU	5	3.0-14	2.0-11	0	0-0	0	0-0	0
Oct 20	FS	2	0.0-0	0.0-0	0	0-0	0	0-0	0
Oct 27	at USU	2	0.0-0	0.0-0	0	0-0	0	0-0	0
Nov 3	SDSU	3	0.0-0	0.0-0	0	0-0	1	0-0	0
Nov 10	at AFA	2	0.0-0	0.0-0	0	0-0	0	0-0	0
Nov 16	BSU	1	0.0-0	0.0-0	0	0-0	0	0-0	0
Nov 24	WYO	2	1.0-3	0.0-0	0	0-0	0	0-0	0
<b>TOTAL</b>		<b>29</b>	<b>4.0-17</b>	<b>2.0-11</b>	<b>0</b>	<b>0-0</b>	<b>1</b>	<b>0-0</b>	<b>0</b>

## 2019

Date	Opponent	TKL	TFL-Yds	Sack-Yds	FF	FR-Yds	PBU	INT-yds	TD
Aug 31	SHSU	3	0.0-0	0.0-0	0	0-0	0	0-0	0
Sept 14	at ND					Did Not Play			
Sept 21	NMSU					Did Not Play			
Sept 28	at LIBERTY					Did Not Play			
Oct 4	at SJSU					Did Not Play			
Oct 11	CSU								
Oct 19	at WYO								
Oct 26	HAW								
Nov 2	at NEV								
Nov 9	AFA								
Nov 16	at BSU								
Nov 30	USU								
<b>TOTAL</b>		<b>3</b>	<b>0.0-0</b>	<b>0.0-0</b>	<b>0</b>	<b>0-0</b>	<b>0</b>	<b>0-0</b>	<b>0</b>
<b>CAREER</b>		<b>38</b>	<b>7.5-26</b>	<b>2.0-11</b>	<b>0</b>	<b>0-0</b>	<b>2</b>	<b>0-0</b>	<b>0</b>

## DL - #54 Langston Murray

## 2018

Date	Opponent	TKL	TFL-Yds	Sack-Yds	FF	FR-Yds	PBU	INT-yds	TD
Sept 1	UIW	1	0.0-0	0.0-0	0	0-0	0	0-0	0
Sept 8	at WISC					Did Not Play			
Sept 15	at NMSU					Did Not Play			
Sept 29	LIBERTY	3	0.0-0	0.0-0	0	0-0	0	0-0	0
Oct 6	at UNLV	2	1.0-1	0.0-0	0	0-0	0	0-0	0
Oct 13	at CSU	2	0.0-0	0.0-0	0	0-0	0	0-0	0
Oct 20	FS	2	0.0-0	0.0-0	0	0-0	0	0-0	0
Oct 27	at USU	2	0.0-0	0.0-0	0	0-0	0	0-0	0
Nov 3	SDSU	0	0.0-0	0.0-0	0	0-0	0	0-0	0
Nov 10	at AFA	0	0.0-0	0.0-0	0	0-0	0	0-0	0
Nov 16	BSU	1	0.0-0	0.0-0	0	0-0	0	0-0	0
Nov 24	WYO	0	0.0-0	0.0-0	0	0-0	0	0-0	0
<b>TOTAL</b>		<b>13</b>	<b>1.0-1</b>	<b>0.0-0</b>	<b>0</b>	<b>0-0</b>	<b>0</b>	<b>0-0</b>	<b>0</b>

## 2019

Date	Opponent	TKL	TFL-Yds	Sack-Yds	FF	FR-Yds	PBU	INT-yds	TD
Aug 31	SHSU	0	0.0-0	0.0-0	0	0-0	0	0-0	0
Sept 14	at ND	0	0.0-0	0.0-0	0	0-0	0	0-0	0
Sept 21	NMSU					Did Not Play			
Sept 28	at LIBERTY	1	0.0-0	0.0-0	0	0-0	0	0-0	0
Oct 4	at SJSU	0	0.0-0	0.0-0	0	0-0	0	0-0	0
Oct 11	CSU								
Oct 19	at WYO								
Oct 26	HAW								
Nov 2	at NEV								
Nov 9	AFA								
Nov 16	at BSU								
Nov 30	USU								
<b>TOTAL</b>		<b>1</b>	<b>0.0-0</b>	<b>0.0-0</b>	<b>0</b>	<b>0-0</b>	<b>0</b>	<b>0-0</b>	<b>0</b>
<b>CAREER</b>		<b>14</b>	<b>1.0-1</b>	<b>0.0-0</b>	<b>0</b>	<b>0-0</b>	<b>0</b>	<b>0-0</b>	<b>0</b>

## DL - #55 Elmer Pauni

## 2019

Date	Opponent	TKL	TFL-Yds	Sack-Yds	FF	FR-Yds	PBU	INT-yds	TD
Aug 31	SHSU					Did Not Play			
Sept 14	at ND	0	0.0-0	0.0-0	0	0-0	0	0-0	0
Sept 21	NMSU					Did Not Play			
Sept 28	at LIBERTY					Did Not Play			
Oct 4	at SJSU	1	0.0-0	0.0-0	0	0-0	0	0-0	0
Oct 11	CSU								
Oct 19	at WYO								
Oct 26	HAW								
Nov 2	at NEV								
Nov 9	AFA								
Nov 16	at BSU								
Nov 30	USU								
<b>TOTAL</b>		<b>1</b>	<b>0.0-0</b>	<b>0.0-0</b>	<b>0</b>	<b>0-0</b>	<b>0</b>	<b>0-0</b>	<b>0</b>

## DL - #78 Louis Harden

## 2019

Date	Opponent	TKL	TFL-Yds	Sack-Yds	FF	FR-Yds	PBU	INT-yds	TD
Aug 31	SHSU					Did Not Play			
Sept 14	at ND					Did Not Play			
Sept 21	NMSU					Did Not Play			
Sept 28	at LIBERTY					Did Not Play			
Oct 4	at SJSU					Did Not Play			
Oct 11	CSU								
Oct 19	at WYO								
Oct 26	HAW								
Nov 2	at NEV								
Nov 9	AFA								
Nov 16	at BSU								
Nov 30	USU								
TOTAL		0	0.0-0	0.0-0	0	0-0	0	0-0	0



## DL - #93 Nahje Flowers

2017

Date	Opponent	TKL	TFL-Yds	Sack-Yds	FF	FR-Yds	PBU	INT-yds	TD
Sept 2	ACU	0	0.0-0	0.0-0	0	0-0	0	0-0	0
Sept 9	NMSU	0	0.0-0	0.0-0	0	0-0	0	0-0	0
Sept 14	at BSU	0	0.0-0	0.0-0	0	0-0	0	0-0	0
Sept 23	at Tulsa	0	0.0-0	0.0-0	0	0-0	0	0-0	0
Sept 30	AFA	1	0.0-0	0.0-0	0	0-0	0	0-0	0
Oct 14	at FS	1	0.0-0	0.0-0	0	0-0	0	0-0	0
Oct 20	CSU	0	0.0-0	0.0-0	0	0-0	0	0-0	0
Oct 28	at WYO	1	0.0-0	0.0-0	0	0-0	0	0-0	0
Nov 4	USU	0	0.0-0	0.0-0	0	0-0	0	0-0	0
Nov 11	TA&M	0	0.0-0	0.0-0	0	0-0	0	0-0	0
Nov 17	UNLV	0	0.0-0	0.0-0	0	0-0	0	0-0	0
Nov 24	at SDSU	0	0.0-0	0.0-0	0	0-0	0	0-0	0
<b>TOTAL</b>		<b>3</b>	<b>0.0-0</b>	<b>0.0-0</b>	<b>0</b>	<b>0-0</b>	<b>0</b>	<b>0-0</b>	<b>0</b>

2018

Date	Opponent	TKL	TFL-Yds	Sack-Yds	FF	FR-Yds	PBU	INT-yds	TD
Sept 1	UIW	0	0.0-0	0.0-0	0	0-0	0	0-0	0
Sept 8	at WISC	3	0.0-0	0.0-0	0	0-0	0	0-0	0
Sept 15	at NMSU	0	0.0-0	0.0-0	0	0-0	0	0-0	0
Sept 29	LIBERTY	5	1.0-2	0.0-0	0	0-0	0	0-0	0
Oct 6	at UNLV	1	0.0-0	0.0-0	0	0-0	0	0-0	0
Oct 13	at CSU	4	0.0-0	0.0-0	0	0-0	0	0-0	0
Oct 20	FS	1	0.0-0	0.0-0	0	0-0	0	0-0	0
Oct 27	at USU	3	1.0-2	0.0-0	0	0-0	0	0-0	0
Nov 3	SDSU	1	0.0-0	0.0-0	0	0-0	0	0-0	0
Nov 10	at AFA	3	2.0-2	0.0-0	0	0-0	0	0-0	0
Nov 16	BSU	1	0.0-0	0.0-0	0	0-0	0	0-0	0
Nov 24	WYO	3	0.5-3	0.5-3	0	0-0	0	0-0	0
<b>TOTAL</b>		<b>25</b>	<b>4.5-9</b>	<b>0.5-3</b>	<b>0</b>	<b>0-0</b>	<b>0</b>	<b>0-0</b>	<b>0</b>

2019

Date	Opponent	TKL	TFL-Yds	Sack-Yds	FF	FR-Yds	PBU	INT-yds	TD
Aug 31	SHSU								Did Not Play
Sept 14	at ND								Did Not Play
Sept 21	NMSU	2	0.0-0	0.0-0	0	0-0	0	0-0	0
Sept 28	at LIBERTY	0	0.0-0	0.0-0	0	0-0	0	0-0	0
Oct 4	at SJSU	3	0.0-0	0.0-0	0	0-0	0	0-0	0
Oct 11	CSU								
Oct 19	at WYO								
Oct 26	HAW								
Nov 2	at NEV								
Nov 9	AFA								
Nov 16	at BSU								
Nov 30	USU								
<b>TOTAL</b>		<b>5</b>	<b>0.0-0</b>	<b>0.0-0</b>	<b>0</b>	<b>0-0</b>	<b>0</b>	<b>0-0</b>	<b>0</b>
<b>CAREER</b>		<b>33</b>	<b>4.5-9</b>	<b>0.5-3</b>	<b>0</b>	<b>0-0</b>	<b>0</b>	<b>0-0</b>	<b>0</b>

## DL - #95 Adebayo Soremekun

2018

Date	Opponent	TKL	TFL-Yds	Sack-Yds	FF	FR-Yds	PBU	INT-yds	TD
Sept 1	UIW	1	0.0-0	0.0-0	0	0-0	0	0-0	0
Sept 8	at WISC								Did Not Play
Sept 15	at NMSU								Did Not Play
Sept 29	LIBERTY	0	0.0-0	0.0-0	0	0-0	0	0-0	0
Oct 6	at UNLV	0	0.0-0	0.0-0	0	0-0	0	0-0	0
Oct 13	at CSU	3	0.5-2	0.0-0	0	0-0	0	0-0	0
Oct 20	FS	1	1.0-7	0.0-0	0	0-0	0	0-0	0
Oct 27	at USU	3	2.0-7	1.0-5	0	1-0	0	0-0	0
Nov 3	SDSU	1	1.0-1	1.0-1	0	2-44	0	0-0	1
Nov 10	at AFA	4	0.0-0	0.0-0	1	0-0	0	0-0	0
Nov 16	BSU	0	0.0-0	0.0-0	0	0-0	0	0-0	0
Nov 24	WYO	0	0.0-0	0.0-0	0	0-0	0	0-0	0
<b>TOTAL</b>		<b>13</b>	<b>4.5-17</b>	<b>2.0-6</b>	<b>1</b>	<b>3-44</b>	<b>0</b>	<b>0-0</b>	<b>1</b>

2019

Date	Opponent	TKL	TFL-Yds	Sack-Yds	FF	FR-Yds	PBU	INT-yds	TD
Aug 31	SHSU	3	1.5-6	1.0-4	0	0-0	0	0-0	0
Sept 14	at ND	1	0.5-2	0.0-0	0	0-0	0	0-0	0
Sept 21	NMSU	0	0.0-0	0.0-0	0	0-0	1	0-0	0
Sept 28	at LIBERTY	0	0.0-0	0.0-0	0	0-0	0	0-0	0
Oct 4	at SJSU	2	0.0-0	0.0-0	0	0-0	0	0-0	0
Oct 11	CSU								
Oct 19	at WYO								
Oct 26	HAW								
Nov 2	at NEV								
Nov 9	AFA								
Nov 16	at BSU								
Nov 30	USU								
<b>TOTAL</b>		<b>6</b>	<b>2.0-8</b>	<b>1.0-4</b>	<b>0</b>	<b>0-0</b>	<b>1</b>	<b>0-0</b>	<b>0</b>
<b>CAREER</b>		<b>19</b>	<b>6.5-25</b>	<b>3.0-10</b>	<b>1</b>	<b>3-44</b>	<b>1</b>	<b>0-0</b>	<b>0</b>

## DL - #97 Justin Harris

2019

Date	Opponent	TKL	TFL-Yds	Sack-Yds	FF	FR-Yds	PBU	INT-yds	TD
Aug 31	SHSU	0	0.0-0	0.0-0	0	0-0	0	0-0	0
Sept 14	at ND	3	1.0-1	0.0-0	0	0-0	0	0-0	0
Sept 21	NMSU								Did Not Play
Sept 28	at LIBERTY	0	0.0-0	0.0-0	0	0-0	0	0-0	0
Oct 4	at SJSU	1	0.0-0	0.0-0	0	0-0	0	0-0	0
Oct 11	CSU								
Oct 19	at WYO								
Oct 26	HAW								
Nov 2	at NEV								
Nov 9	AFA								
Nov 16	at BSU								
Nov 30	USU								
<b>TOTAL</b>		<b>4</b>	<b>1.0-1</b>	<b>0.0-0</b>	<b>0</b>	<b>0-0</b>	<b>0</b>	<b>0-0</b>	<b>0</b>

## DL - #98 Joey Noble

2019

Date	Opponent	TKL	TFL-Yds	Sack-Yds	FF	FR-Yds	PBU	INT-yds	TD
Aug 31	SHSU	1	0.0-0	0.0-0	0	0-0	0	0-0	0
Sept 14	at ND	2	0.5-2	0.0-0	0	0-0	0	0-0	0
Sept 21	NMSU	0	0.0-0	0.0-0	0	0-0	0	0-0	0
Sept 28	at LIBERTY	0	0.0-0	0.0-0	0	0-0	0	0-0	0
Oct 4	at SJSU								Did Not Play
Oct 11	CSU								
Oct 19	at WYO								
Oct 26	HAW								
Nov 2	at NEV								
Nov 9	AFA								
Nov 16	at BSU								
Nov 30	USU								
<b>TOTAL</b>		<b>3</b>	<b>0.5-2</b>	<b>0.0-0</b>	<b>0</b>	<b>0-0</b>	<b>0</b>	<b>0-0</b>	<b>0</b>

## DL - #99 Ben Gansallo

2019

Date	Opponent	TKL	TFL-Yds	Sack-Yds	FF	FR-Yds	PBU	INT-yds	TD
Aug 31	SHSU	1	0.0-0	0.0-0	0	0-0	0	0-0	0
Sept 14	at ND	1	0.0-0	0.0-0	0	0-0	0	0-0	0
Sept 21	NMSU	1	0.0-0	0.0-0	0	0-0	0	0-0	0
Sept 28	at LIBERTY	2	0.0-0	0.0-0	0	0-0	0	0-0	0
Oct 4	at SJSU	1	0.0-0	0.0-0	0	0-0	0	0-0	0
Oct 11	CSU								
Oct 19	at WYO								
Oct 26	HAW								
Nov 2	at NEV								
Nov 9	AFA								
Nov 16	at BSU								
Nov 30	USU								
<b>TOTAL</b>		<b>6</b>	<b>0.0-0</b>	<b>0.0-0</b>	<b>0</b>	<b>0-0</b>	<b>0</b>	<b>0-0</b>	<b>0</b>

## P - #96 Tyson Dyer

2018

Date	Opponent	No	Yds	Avg	Lg	Blkd	TB	FC	50+	i20
Sept 1	UIW	3	146	48.7	52	0	0	1	2	1
Sept 8	at WISC	5	195	39.0	50	0	0	0	1	1
Sept 15	at NMSU	8	355	44.4	62	0	1	0	2	2
Sept 29	LIBERTY	4	199	49.8	54	1	0	1	2	2
Oct 6	at UNLV	4	116	29.0	42	0	0	0	0	2
Oct 13	at CSU	6	267	44.5	56	0	0	1	1	2
Oct 20	FS	8	377	47.1	59	0	1	1	2	1
Oct 27	at USU	8	373	46.6	69	0	1	2	3	2
Nov 3	SDSU	8	348	43.5	56	0	1	0	1	1
Nov 10	at AFA	7	351	50.1	84	0	2	2	3	3
Nov 16	BSU	3	114	38.0	49	0	0	0	0	0
Nov 24	WYO	10	437	43.7	64	0	0	4	2	2
<b>TOTAL</b>		<b>74</b>	<b>3278</b>	<b>44.3</b>	<b>84</b>	<b>1</b>	<b>6</b>	<b>12</b>	<b>19</b>	<b>19</b>

Date	Opponent	No	Yds	Avg	Lg	Blkd	TB	FC	50+	i20
Aug 31	SHSU	9	421	46.8	59	0	0	5	3	2
Sept 14	at ND	6	279	46.5	63	0	1	0	1	3
Sept 21	NMSU	2	119	59.5	63	0	1	0	2	1
Sept 28	at LIBERTY	5	239	47.8	58	0	0	1	3	5
Oct 4	at SJSU	3	145	48.3	60	1	0	0	1	2
Oct 11	CSU									
Oct 19	at WYO									
Oct 26	HAW									
Nov 2	at NEV									
Nov 9	AFA									
Nov 16	at BSU									
Nov 30	USU									
<b>TOTAL</b>		<b>25</b>	<b>1203</b>	<b>48.1</b>	<b>63</b>	<b>1</b>	<b>2</b>	<b>6</b>	<b>10</b>	<b>13</b>
<b>CAREER</b>		<b>99</b>	<b>4481</b>	<b>45.3</b>	<b>84</b>	<b>2</b>	<b>8</b>	<b>18</b>	<b>29</b>	<b>32</b>

## K - #47 Dylan Kelly-Romero

2018

Date	Opponent	FGM	FGA	LG	XPM	XPA	PTS	KO	YDS	AVG	TB	OB
Sept 1	UIW	0	0	-	0	0	0	8	485	60.6	3	1
Sept 8	at WISC											Did Not Play
Sept 15	at NMSU											Did Not Play
Sept 29	LIBERTY											Did Not Play
Oct 6	at UNLV											Did Not Play
Oct 13	at CSU											Did Not Play
Oct 20	FS											Did Not Play
Oct 27	at USU											Did Not Play
Nov 3	SDSU											Did Not Play
Nov 10	at AFA											Did Not Play
Nov 16	BSU											Did Not Play
Nov 24	WYO											Did Not Play
TOTAL		0	0	-	0	0	0	8	485	60.6	3	1

**Sam Houston State (4-2, 3-0)**

8/31	..... at New Mexico	L 31-39
9/7	..... Oklahoma Panhandle State	W 77-0
9/14	..... at North Dakota	L 23-27
9/21	..... *Incarnate Word	W 45-6
9/28	..... *at McNeese State	W 28-17
10/5	..... *Stephen F. Austin	W 31-20
10/12	..... *Lamar	1 pm
10/19	..... *Nicholls State	1 pm
10/26	..... *at Central Arkansas	5 pm
11/9	..... *at Abilene Christian	2 pm
11/16	..... *Northwestern State	1 pm
11/23	..... *Houston Baptist	1 pm

**Notre Dame (4-1)**

9/2	..... at Louisville	W 35-17
9/14	..... New Mexico	W 66-14
9/21	..... at No. 3 Georgia	L 17-23
9/28	..... No. 18 Virginia	W 35-20
10/5	..... Bowling Green	W 52-0
10/12	..... USC	5:30 pm
10/26	..... at Michigan	TBA
11/2	..... Virginia Tech	12:30 pm
11/9	..... at Duke	TBA
11/16	..... Navy	12:30 pm
11/23	..... Boston College	12:30 pm
11/30	..... at Stanford	TBA

**New Mexico State (0-6)**

8/31	..... at No. 23 Washington State	L 7-58
9/7	..... at No. 2 Alabama	L 10-62
9/14	..... San Diego State	L 10-31
9/21	..... at New Mexico	L 52-55
9/28	..... Fresno State	L 17-30
10/5	..... Liberty	L 13-20
10/12	..... at Central Michigan	1 pm
10/26	..... at Georgia Southern	TBA
11/9	..... at Ole Miss	TBA
11/16	..... Incarnate Word	2 pm
11/23	..... UTEP	2 pm
11/30	..... at Liberty	Noon

**Liberty (4-2)**

8/31	..... No 22. Syracuse	L 0-24
9/7	..... at Louisiana	L 14-35
9/14	..... Buffalo	W 35-17
9/21	..... Hampton	W 62-27
9/28	..... New Mexico	W 17-10
10/5	..... at New Mexico State	W
10/19	..... Maine	4 pm
10/26	..... at Rutgers	TBA
11/2	..... at UMass	10 am
11/9	..... at BYU	TBA
11/23	..... at Virginia	TBA
11/30	..... New Mexico State	Noon

**San Jose State (3-2, 1-1)**

8/29	..... Northern Colorado	W 35-18
9/7	..... Tulsa	L 16-34
9/21	..... at Arkansas	W 24-17
9/27	..... *at Air Force	L 24-41
10/4	..... *New Mexico	W 32-21
10/12	..... *at Nevada	2 pm
10/19	..... *San Diego State	5 pm
10/26	..... at Army	10 am
11/2	..... *Boise State	8:30 pm
11/9	..... *at Hawai'i	8 pm
11/23	..... *at UNLV	2 pm
11/30	..... *Fresno State	TBA

**Colorado State (1-5, 0-2)**

8/30	..... vs. Colorado (Mile High Stadium)	L 31-52
9/7	..... Western Illinois	W 38-13
9/14	..... at Arkansas	L 34-55
9/21	..... Toledo	L 35-41
9/28	..... *at Utah State	L 24-34
10/5	..... *San Diego State	L 10-24
10/11	..... *at New Mexico	6 pm
10/26	..... *at Fresno State	TBA
11/2	..... *UNLV	1:30 pm
11/16	..... *Air Force	TBA
11/22	..... *at Wyoming	7:30 pm
11/29	..... *Boise State	1:30 pm

**Wyoming (4-1, 1-0)**

8/31	..... Missouri	W 37-31
9/7	..... at Texas State	W 23-14
9/14	..... Idaho	W 21-16
9/21	..... at Tulsa	L 21-24
9/28	..... *UNLV	W 53-17
10/12	..... *at San Diego State	8:30 pm
10/19	..... *New Mexico	TBA
10/26	..... *Nevada	Noon
11/9	..... *at Boise State	TBA
11/16	..... *at Utah State	TBA
11/22	..... *Colorado State	7:30 pm
11/30	..... *at Air Force	Noon

**Hawai'i (4-1, 1-0)**

8/24	..... Arizona	W 45-38
9/7	..... Oregon State	W 31-28
9/14	..... at No. 23 Washington	L 20-52
9/21	..... Central Arkansas	W 35-14
9/28	..... *at Nevada	W 54-3
10/12	..... *at Boise State	TBA
10/19	..... *Air Force	9 pm
10/26	..... *at New Mexico	2 pm
11/2	..... *Fresno State	10 pm
11/9	..... *San Jose State	9 pm
11/16	..... *at UNLV	2 pm
11/23	..... *San Diego State	9 pm
11/30	..... Army	10:30 am

**Nevada (3-2, 0-1)**

8/30	..... Purdue	W 34-31
9/7	..... at No. 16 Oregon	L 6-77
9/14	..... Weber State	W 19-13
9/21	..... at UTEP	W 37-21
9/28	..... *at Hawai'i	L 3-54
10/12	..... *San Jose State	2 pm
10/19	..... *at Utah State	TBA
10/26	..... *at Wyoming	Noon
11/2	..... *New Mexico	TBA
11/9	..... *at San Diego State	TBA
11/23	..... *at Fresno State	TBA
11/30	..... *UNLV	1 pm

**Air Force (3-2, 1-1)**

8/31	..... Colgate	W 48-7
9/14	..... at Colorado	W (OT) 30-23
9/20	..... *at Boise State	L 19-30
9/27	..... *San Jose State	W 41-24
10/5	..... at Navy	L 25-34
10/12	..... *Fresno State	5 pm
10/19	..... *at Hawai'i	9 pm
10/26	..... *Utah State	TBA
11/2	..... Army	1:30 pm
11/9	..... *at New Mexico	Noon
11/16	..... *at Colorado State	TBA
11/30	..... *Wyoming	Noon

**Boise State (5-0, 2-0)**

8/31	..... vs. Florida State	W 36-31
9/6	..... Marshall	W 14-7
9/14	..... Portland State	W 45-10
9/20	..... *Air Force	W 30-19
10/5	..... *at UNLV	W 38-13
10/12	..... *Hawai'i	8:15 pm
10/19	..... at BYU	TBA
11/2	..... *at San Jose State	8:30 pm
11/9	..... *Wyoming	TBA
11/16	..... *New Mexico	TBA
11/23	..... *at Utah State	8:30 pm
11/29	..... *at Colorado State	1:30 pm

**Utah State (3-2, 2-0)**

8/30	..... at Wake Forest	L 35-38
9/7	..... Stony Brook	W 62-7
9/21	..... *at San Diego State	W 23-17
9/28	..... *Colorado State	W 34-24
10/5	..... at LSU	L 6-42
10/19	..... *Nevada	TBA
10/26	..... *at Air Force	TBA
11/2	..... BYU	TBA
11/9	..... *at Fresno State	5 pm
11/16	..... *Wyoming	TBA
11/23	..... *Boise State	8:30 pm
11/30	..... *at New Mexico	2 pm

## THE DAVIE FILE

**Born:** Sept. 30, 1954  
**Birthplace:** Sewickley, Pa.  
**Alma Mater:** Youngstown State, 1977  
**Playing Experience:** Youngstown State, 1975-76  
**Family:** Wife, Joanne; daughter Audra, son, Clay

## Bowl Games Coached:

(corresponding to the season, not the actual year of the bowl game)

2016	Gildan New Mexico
2015	Gildan New Mexico
2000	Fiesta Bowl
1998	Gator Bowl
1997	Independence Bowl
1995	Orange Bowl
1994	Fiesta Bowl
1993	Cotton Bowl
1992	Cotton Bowl
1991	Cotton Bowl
1990	Holiday Bowl
1989	Sun Bowl
1987	Cotton Bowl
1986	Cotton Bowl
1985	Cotton Bowl
1982	Cotton Bowl
1981	Sugar Bowl
1980	Gator Bowl
1979	Fiesta Bowl
1977	Gator Bowl

## Head Coaching Experience

Year	School	Record	Bowl
2019	New Mexico	2-3	-
2018	New Mexico	3-9	-
2017	New Mexico	3-9	-
2016	New Mexico	9-4	Gildan New Mexico Bowl
2015	New Mexico	7-6	Gildan New Mexico Bowl
2014	New Mexico	4-8	-
2013	New Mexico	3-9	-
2012	New Mexico	4-9	-
2001	Notre Dame	5-6	-
2000	Notre Dame	9-3	Fiesta Bowl
1999	Notre Dame	5-7	-
1998	Notre Dame	9-3	Gator Bowl
1997	Notre Dame	7-6	Independence Bowl

**Career record: 70-82**

## Assistant Coaching Experience

Year	School	Position
1996	Notre Dame	Defensive Coordinator
1995	Notre Dame	Defensive Coordinator
1994	Notre Dame	Defensive Coordinator
1993	Texas A&M	Defensive Coordinator
1992	Texas A&M	Defensive Coordinator
1991	Texas A&M	Defensive Coordinator
1990	Texas A&M	Defensive Coordinator
1989	Texas A&M	Defensive Coordinator
1988	Texas A&M	Outside Linebackers
1987	Texas A&M	Outside Linebackers
1986	Texas A&M	Outside Linebackers
1985	Texas A&M	Outside Linebackers
1984	Tulane	DC./Asst. Head Coach
1983	Tulane	DC./Asst. Head Coach
1982	Pittsburgh	Linebackers
1981	Pittsburgh	Linebackers
1980	Pittsburgh	Linebackers
1979	Arizona	Linebackers
1978	Arizona	Linebackers
1977	Pittsburgh	Graduate Assistant



Bob Davie enters his eighth season at The University of New Mexico, where he has led the program to back-to-back bowl games, a 2016 Gildan New Mexico Bowl title, and increased respect in the form of nationally televised games and increased media attention.

The 2018 season saw him complete his 32nd season as a collegiate football coach, and it marked his 42nd season overall in the sport, including 10 years as a broadcaster at ESPN.

The 2018 season saw UNM put a scare into the nation's No. 5 team in Wisconsin, and pick up a record breaking win over UNLV, winning with the largest road margin of victory for the Lobos in the Mountain West. The Lobos also had a win in the Rio Grande Rivalry, winning 42-25 over New Mexico State, giving Davie a 5-2 record against UNM's rivals to the south.

UNM also led the nation in kickoff coverage and had the top punt returner in the nation, continuing the hallmark of tremendous special teams play under Davie. The team also turned in the best academic year on record with a 2.83 GPA in the Fall and a 2.92 in the Spring, two of the five highest GPAs in program history. Additionally, UNM set records as a program with 27 Academic All-Conference performers and 13 Mountain West Scholar-Athletes.

While the 2017 season did not see the results on the field that Davie and the Lobos got used too, it still had many successful moments. The season culminated with four Lobos making it into NFL camps, including the program's first draft choice in eight years with Jason Sanders as a seventh-round selection of the Miami Dolphins. Additionally, Lamar Jordan signed a free agent contract with the Atlanta Falcons and Corey Bojorquez did likewise with the New England Patriots.

The Lobos finished among the national leaders in kickoff coverage and punt coverage, and running back Richard McQuarley tied the school record with five touchdown runs against Air Force.

In addition, the Lobos continued their streak in which the team returned a kickoff for a touchdown in each of Bob Davie's first six seasons as Elijah Lilly took one back against Texas A&M. The touchdown was the 10th in those six seasons, and that was tied for the third-most in the nation over that time period, and UNM's streak of one kickoff return for a touchdown from 2010-17 was the second-longest streak nationally.

UNM was also strong off the field, with a program record 23 Mountain West All-Academic selections and a 2.85 GPA in the Spring semester, the highest under Davie at the time.

It's safe to say that his first five years at New Mexico has seen him orchestrate one of the best rebuilding jobs in the history of the sport. When he arrived on campus in 2012, he inherited a program that had gone just 3-37 in the previous 40 games and had the lowest number of scholarship players in Division I. Knowing that back story makes UNM's stretch all the more remarkable.

Over the 2015 and 2016 seasons, New Mexico went 16-10, tying a school record for the most wins in back-to-back seasons in school history. The Lobos tied a school record with six conference wins in 2016, and UNM's 11 conference wins over those two seasons were the most in school history. New Mexico's 12-5 Mountain West record over a 17-game stretch was tied for the best in the Mountain Division and is the second-best in the league overall.

Perhaps there is no better stat to show how far Davie has brought the Lobos than this: after no wins over Bowl eligible teams from 2008-14, the Lobos defeated seven bowl eligible teams over those two seasons.

## UNDER DAVIE...

## NEW MEXICO RECORD WHEN..... 2012...2013...2014...2015...2016...2017...2018...2019..... OVERALL

Lobos lead after 1st quarter.....	4-3.....	3-2.....	3-2.....	4-2.....	7-2.....	2-1.....	1-2.....	1-0.....	25-14
Lobos trail after 1st quarter.....	0-5.....	0-7.....	0-4.....	2-2.....	1-2.....	0-8.....	1-7.....	1-3.....	5-38
Score tied after 1st quarter.....	0-1.....	0-0.....	1-2.....	1-2.....	1-0.....	1-0.....	1-0.....	0-0.....	5-5
Lobos lead after halftime.....	4-1.....	2-1.....	3-2.....	5-0.....	6-1.....	2-0.....	3-1.....	1-0.....	26-6
Lobos trail after halftime.....	0-8.....	0-7.....	1-5.....	2-6.....	1-3.....	1-9.....	0-8.....	0-3.....	5-49
Score tied after halftime.....	0-0.....	1-1.....	0-1.....	0-0.....	2-0.....	0-0.....	0-0.....	1-0.....	4-2
Lobos lead after 3rd quarter.....	4-0.....	2-0.....	2-1.....	5-1.....	8-1.....	3-0.....	3-1.....	2-0.....	30-4
Lobos trail after 3rd quarter.....	0-9.....	1-8.....	2-7.....	1-5.....	0-3.....	0-9.....	0-8.....	0-3.....	4-52
Score tied after 3rd quarter.....	0-0.....	0-1.....	0-0.....	1-0.....	1-0.....	0-0.....	0-0.....	0-0.....	2-1

## SCHEDULE BREAKDOWN..... 2012...2013...2014...2015...2016...2017...2018...2019..... OVERALL

Overall.....	4-9.....	3-9.....	4-8.....	7-6.....	9-4.....	3-9.....	3-9.....	2-3.....	35-57
August.....	0-0.....	0-1.....	0-1.....	0-0.....	0-0.....	0-0.....	0-0.....	1-0.....	1-2
September.....	2-3.....	2-2.....	1-2.....	2-2.....	1-2.....	3-2.....	2-2.....	1-2.....	14-17
October.....	2-2.....	0-2.....	1-2.....	2-2.....	4-1.....	0-3.....	1-3.....	0-1.....	10-16
November.....	0-4.....	1-4.....	2-3.....	3-1.....	3-1.....	0-4.....	0-4.....	0-0.....	9-21
December.....	0-0.....	0-0.....	0-0.....	0-1.....	1-0.....	0-0.....	0-0.....	0-0.....	1-1

## CONFERENCE GAMES..... 2012...2013...2014...2015...2016...2017...2018...2019..... OVERALL

Home.....	0-4.....	1-3.....	1-3.....	3-1.....	3-1.....	1-3.....	0-4.....	0-0.....	9-19
Road.....	1-3.....	0-4.....	1-3.....	2-2.....	2-1.....	0-4.....	1-3.....	0-1.....	7-21
Neutral.....	0-0.....	0-0.....	0-0.....	0-0.....	1-0.....	0-0.....	0-0.....	0-0.....	1-0

## NON-CONFERENCE GAMES..... 2012...2013...2014...2015...2016...2017...2018...2019..... OVERALL

Home.....	2-0.....	1-1.....	0-2.....	2-2.....	3-0.....	1-1.....	1-1.....	2-0.....	12-7
Road.....	1-2.....	1-1.....	2-0.....	0-1.....	0-2.....	1-1.....	1-1.....	0-2.....	6-10

## MISCELLANEOUS..... 2012...2013...2014...2015...2016...2017...2018...2019..... OVERALL

Games Decided by a TD or less (8 pts).....	0-5.....	2-3.....	3-3.....	3-2.....	5-1.....	1-3.....	0-2.....	2-1.....	16-20
Games Decided by a FG or less (3 pts).....	0-1.....	0-0.....	2-0.....	2-0.....	2-1.....	1-3.....	0-1.....	1-0.....	8-6
Games Played on Grass.....	1-0.....	0-1.....	0-0.....	0-1.....	1-0.....	0-2.....	0-0.....	0-0.....	2-4
Games Played on Turf.....	3-9.....	3-8.....	4-8.....	7-5.....	8-4.....	3-7.....	3-9.....	2-3.....	33-53
Day Games (start before 6 pm).....	2-7.....	1-5.....	3-5.....	4-4.....	3-2.....	2-4.....	1-7.....	2-1.....	18-35
Night Games (start 6 pm or later).....	2-2.....	2-4.....	1-3.....	3-2.....	6-2.....	1-5.....	2-2.....	0-2.....	17-23
vs. Ranked.....	0-2.....	0-1.....	0-2.....	0-0.....	0-1.....	0-0.....	0-2.....	0-1.....	0-9
Overtime.....	0-0.....	1-0.....	0-0.....	0-0.....	0-0.....	0-0.....	0-0.....	0-0.....	1-0

## New Mexico Inside Opponent Red-Zone

Date	Opponent	Score	Times	Times	Total	Rush		Pass	FGs	Failed to score inside RZ					
			In RZ	Scored	Pts	TDs	TDs	TDs	Made	FGA	Down	Int	Fumb	Half	Game
Aug 31, 2019	SAM HOUSTON STATE	W 39-31	5	5	26	3	3	0	2	0	0	0	0	0	0
Sep 14, 2019	at Notre Dame	L 14-66	1	0	0	0	0	0	0	0	0	0	1	0	0
Sep 21, 2019	NEW MEXICO STATE	W 55-52	5	4	28	4	3	1	0	0	0	0	0	1	0
Sep 28, 2019	at Liberty	L 10-17	3	1	7	1	0	1	0	0	1	1	0	0	0
Oct 04, 2019	at San Jose State	L 21-32	3	1	7	1	1	0	0	1	0	0	1	0	0
Oct 11, 2019	COLORADO STATE														
Oct 19, 2019	at Wyoming														
Oct 26, 2019	HAWAII														
Nov 02, 2019	at Nevada														
Nov 09, 2019	AIR FORCE														
Nov 16, 2019	at Boise State														
Nov 30, 2019	UTAH STATE														
Totals			17	11	68	9	7	2	2	1	1	1	2	1	0
11 of 17 (64.7%)															

## Opponents Inside New Mexico Red-Zone

Date	Opponent	Score	Times	Times	Total	Rush		Pass	FGs	Failed to score inside RZ					
			In RZ	Scored	Pts	TDs	TDs	TDs	Made	FGA	Down	Int	Fumb	Half	Game
Aug 31, 2019	SAM HOUSTON STATE	W 39-31	3	3	22	3	2	1	0	0	0	0	0	0	0
Sep 14, 2019	at Notre Dame	L 14-66	4	4	24	3	2	1	1	0	0	0	0	0	0
Sep 21, 2019	NEW MEXICO STATE	W 55-52	8	8	52	7	4	3	1	0	0	0	0	0	0
Sep 28, 2019	at Liberty	L 10-17	4	2	14	2	0	2	0	1	0	0	1	0	0
Oct 04, 2019	at San Jose State	L 21-32	7	5	22	2	1	1	3	1	0	0	0	1	0
Oct 11, 2019	COLORADO STATE														
Oct 19, 2019	at Wyoming														
Oct 26, 2019	HAWAII														
Nov 02, 2019	at Nevada														
Nov 09, 2019	AIR FORCE														
Nov 16, 2019	at Boise State														
Nov 30, 2019	UTAH STATE														
Totals			26	22	134	17	9	8	5	2	0	0	1	1	0
22 of 26 (84.6%)															

## 2019 STARTING LINEUPS

## OFFENSE

OPPONENT	QB	WR	WR	WR/RB*/TE#	RB	TE/WR*/RB#	LT	LG	C	RG	RT
SHSU	Hughes	Kress	Umeh	Griffin IV	Davis	Williams	Mosely	Estrella	Stapley	Jankoviak	Saltes
@UND	S. Jones	Kress	Umeh	Beilman	J. Jones	Williams	Mosely	Zavala	Stapley	Jankoviak	Saltes
NMSU	Tuioti	Kress	Umeh	Lilly	Davis	Williams	Mosely	Estrella	Stapley	Jankoviak	Saltes
@LIB	Tuioti	Kress	Umeh	Griffin IV	Davis	Williams	Mosely	Estrella	Stapley	Jankoviak	Saltes
@SJSU	Tuioti	Kress	Umeh	Logan-Greene	Davis	Williams	Estrella	Briggs	Stapley	Jankoviak	Saltes
CSU											
@WYO											
HAW											
@NEV											
AFA											
@BSU											
USU											

## DEFENSE

OPPONENT	DE	NT	RE/RUSH 2*	RUSH	MLB	WLB	LCB	SS	FS	RCB	NICK/RUSH 2*
SHSU	Sellers	Blackwell	Austin	Horton	Hart	Vainikolo	Rogers	Peek	Miller	Martin	Hernandez
@UND	Sellers	Gansallo	Austin	Horton	Hart	Vainikolo	Rogers	Peek	Beaton	Martin	Hernandez
NMSU	Sellers	Soremekun	Austin	Hearn	Hart	Vainikolo	Rogers	Peek	Beaton	Martin	Reed II
@LIB	Sellers	Flowers	Austin	Horton	Hart	Vainikolo	Rogers	Peek	Beaton	Martin	Reed II
@SJSU	Soremekun	Flowers	Austin	Horton	Hart	Vainikolo	Rogers	Reed II	Beaton	Martin	Burton
CSU											
@WYO											
HAW											
@NEV											
AFA											
@BSU											
USU											



Date	Opponent	Score	Overall	Conference	Time	Attend
Aug 31, 2019	SAM HOUSTON STATE	W 39-31	1-0	0-0	3:56	13749
Sep 14, 2019	at #7 Notre Dame	L 14-66	1-1	0-0	3:23	77622
Sep 21, 2019	NEW MEXICO STATE	W 55-52	2-1	0-0	3:25	27269
Sep 28, 2019	at Liberty	L 10-17	2-2	0-0	3:04	17101
* Oct 04, 2019	at San Jose State	L 21-32	2-3	0-1	3:37	16119
* Oct 11, 2019	COLORADO STATE					
* Oct 19, 2019	at Wyoming					
* Oct 26, 2019	HAWAII					
* Nov 02, 2019	at Nevada					
* Nov 09, 2019	AIR FORCE					
* Nov 16, 2019	at Boise State					
* Nov 30, 2019	UTAH STATE					

Team Statistics	NM	OPP
SCORING	139	198
Points Per Game	27.8	39.6
Points Off Turnovers	10	51
FIRST DOWNS	106	119
Rushing	48	32
Passing	46	72
Penalty	12	15
RUSHING YARDAGE	1061	638
Yards gained rushing	1174	789
Yards lost rushing	113	151
Rushing Attempts	213	172
Average Per Rush	5.0	3.7
Average Per Game	212.2	127.6
TDs Rushing	10	9
PASSING YARDAGE	1146	1930
Comp-Att-Int	67-149-10	132-209-1
Average Per Pass	7.7	9.2
Average Per Catch	17.1	14.6
Average Per Game	229.2	386.0
TDs Passing	6	15
TOTAL OFFENSE	2207	2568
Total Plays	362	381
Average Per Play	6.1	6.7
Average Per Game	441.4	513.6
KICK RETURNS: #-Yards	12-265	8-246
PUNT RETURNS: #-Yards	11-54	9-44
INT RETURNS: #-Yards	1-43	10-100
KICK RETURN AVERAGE	22.1	30.8
PUNT RETURN AVERAGE	4.9	4.9
INT RETURN AVERAGE	43.0	10.0
FUMBLES-LOST	7-3	6-3
PENALTIES-Yards	38-344	37-313
Average Per Game	68.8	62.6
PUNTS-Yards	26-1223	25-1112
Average Per Punt	47.0	44.5
Net punt average	43.8	41.5
KICKOFFS-Yards	28-1696	36-2163
Average Per Kick	60.6	60.1
Net kick average	37.5	41.6
TIME OF POSSESSION/Game	30:30	29:30
3RD-DOWN Conversions	27/77	23/75
3rd-Down Pct	35%	31%
4TH-DOWN Conversions	3/6	8/12
4th-Down Pct	50%	67%
SACKS BY-Yards	9-63	2-6
MISC YARDS	0	0
TOUCHDOWNS SCORED	17	25
FIELD GOALS-ATTEMPTS	7-8	8-11
ON-SIDE KICKS	0-1	1-1
RED-ZONE SCORES	(11-17) 65%	(22-26) 85%
RED-ZONE TOUCHDOWNS	(9-17) 53%	(17-26) 65%
PAT-ATTEMPTS	(16-17) 94%	(22-24) 92%
ATTENDANCE	41018	110842
Games/Avg Per Game	2/20509	3/36947
Neutral Site Games		0/0

Score by Quarters	1st	2nd	3rd	4th	OT	Total
New Mexico	27	43	34	35	0	139
Opponents	37	88	31	42	0	198

Rushing	gp	att	gain	loss	net	avg	td	lg	avg/g
DAVIS, Ahmari	5	93	472	15	457	4.9	4	53	91.4
CARROLL, Bryson	4	33	209	13	196	5.9	1	47	49.0
JONES, Sheriron	4	25	182	20	162	6.5	3	35	40.5
TUIOTI, Tevaka	4	17	138	13	125	7.4	0	33	31.2
COLE, Bobby	5	1	37	0	37	37.0	1	37	7.4
VIGILANT, Daevon	5	10	39	2	37	3.7	1	15	7.4
JONES, Javohn	3	8	31	5	26	3.2	0	11	8.7
MORAN, Kentrail	1	5	19	3	16	3.2	0	8	16.0
HALL, Trae	1	2	15	0	15	7.5	0	11	15.0
GRIFFIN IV, Jay	5	3	12	0	12	4.0	0	8	2.4
JOHNSON, Lawrence	1	3	9	0	9	3.0	0	4	9.0
LOGAN-GREENE, Ema	4	1	6	0	6	6.0	0	6	1.5
LILLY, Elijah	3	2	3	0	3	1.5	0	2	1.0
DYER, Tyson	5	1	2	0	2	2.0	0	2	0.4
HUGHES, Brandt	1	1	0	5	-5	-5.0	0	0	-5.0
TEAM	5	8	0	37	-37	-4.6	0	0	-7.4
Total	5	213	1174	113	1061	5.0	10	53	212.2
Opponents	5	172	789	151	638	3.7	9	38	127.6

Passing	gp	effic	comp-att-int	pct	yds	td	lg	avg/g
TUIOTI, Tevaka	4	128.10	38-77-4	49.4	660	4	62	165.0
JONES, Sheriron	4	81.22	17-42-6	40.5	268	2	47	67.0
HUGHES, Brandt	1	104.52	12-29-0	41.4	218	0	51	218.0
DRENNAN, Q	4	0.00	0-1-0	0.0	0	0	0	0.0
Total	5	109.44	67-149-10	45.0	1146	6	62	229.2
Opponents	5	163.45	132-209-1	63.2	1930	15	80	386.0

Receiving	gp	no.	yds	avg	td	lg	avg/g
WILLIAMS, Marcus	5	9	190	21.1	0	42	38.0
GRIFFIN IV, Jay	5	9	99	11.0	0	25	19.8
MOLINA, Aaron	5	7	147	21.0	1	41	29.4
LILLY, Elijah	3	7	95	13.6	0	36	31.7
KRESS, Jordan	5	6	215	35.8	3	55	43.0
UMEH, Anselem	5	5	56	11.2	0	17	11.2
DRENNAN, Q	4	5	48	9.6	0	18	12.0
PATTERSON III Cedric	5	4	132	33.0	2	62	26.4
SOMOYE, Anu	5	4	67	16.8	0	29	13.4
DAVIS, Ahmari	5	3	63	21.0	0	51	12.6
CARROLL, Bryson	4	2	12	6.0	0	7	3.0
JONES, Javohn	3	2	10	5.0	0	6	3.3
VIGILANT, Daevon	5	2	0	0.0	0	0	0.0
JONES, Jr., Jeffrey	3	1	8	8.0	0	8	2.7
LOGAN-GREENE, Ema	4	1	4	4.0	0	4	1.0
Total	5	67	1146	17.1	6	62	229.2
Opponents	5	132	1930	14.6	15	80	386.0

Punt Returns	no.	yds	avg	td	lg
ROGERS, De'John	11	54	4.9	0	23
Total	11	54	4.9	0	23
Opponents	9	44	4.9	0	17

Interceptions	no.	yds	avg	td	lg
REED II, Jerrick	1	43	43.0	1	43
Total	1	43	43.0	1	43
Opponents	10	100	10.0	1	34

Kick Returns	no.	yds	avg	td	lg
ALEXANDER, Chad	4	74	18.5	0	26
CARROLL, Bryson	3	82	27.3	0	37
DRENNAN, Q	3	68	22.7	0	28
MARTIN, Donte	2	41	20.5	0	26
Total	12	265	22.1	0	37
Opponents	8	246	30.8	0	71

Fumble Returns	no.	yds	avg	td	lg
SELLERS, Trent	1	5	5.0	0	5
Total	1	5	5.0	0	5
Opponents	1	9	9.0	0	9

Scoring	td	fg	PAT				dxp	saf	pts
			kick	rush	rcv	pass			
SHELLEY, Andrew	-	7-8	16-17	-	-	-	-	-	37
DAVIS, Ahmari	4	-	-	-	-	-	-	-	24
JONES, Sheriron	3	-	-	-	-	-	-	-	18
KRESS, Jordan	3	-	-	-	-	-	-	-	18
PATTERSON III Cedric	2	-	-	-	-	-	-	-	12
MOLINA, Aaron	1	-	-	-	-	-	-	-	6
VIGILANT, Daevon	1	-	-	-	-	-	-	-	6
REED II, Jerrick	1	-	-	-	-	-	-	-	6
COLE, Bobby	1	-	-	-	-	-	-	-	6
CARROLL, Bryson	1	-	-	-	-	-	-	-	6
Total	17	7-8	16-17	-	-	-	-	-	139
Opponents	25	8-11	22-24	-	1	1-1	-	-	198

Total Offense	q	plays	rush	pass	total	avg/q
TUIOTI, Tevaka	4	94	125	660	785	196.2
DAVIS, Ahmari	5	93	457	0	457	91.4
JONES, Sheriron	4	67	162	268	430	107.5
HUGHES, Brandt	1	30	-5	218	213	213.0
CARROLL, Bryson	4	33	196	0	196	49.0
VIGILANT, Daevon	5	10	37	0	37	7.4
COLE, Bobby	5	1	37	0	37	7.4
JONES, Javohn	3	8	26	0	26	8.7
MORAN, Kentrail	1	5	16	0	16	16.0
HALL, Trae	1	2	15	0	15	15.0
GRIFFIN IV, Jay	5	3	12	0	12	2.4
JOHNSON, Lawrence	1	3	9	0	9	9.0
LOGAN-GREENE, Ema	4	1	6	0	6	1.5
LILLY, Elijah	3	2	3	0	3	1.0
DYER, Tyson	5	1	2	0	2	0.4
TEAM	5	8	-37	0	-37	-7.4
Total	5	362	1061	1146	2207	441.4
Opponents	5	381	638	1930	2568	513.6

Field Goals	fg	pct.	01-19	20-29	30-39	40-49	50-99	lg	blk
SHELLEY, Andrew	7-8	87.5	0-0	2-3	0-0	4-4	1-1	52	0

FG Sequence	New Mexico	Opponents
Sam Houston State	(44),(41),(27),(25)	(46)
Notre Dame	-	(36)
New Mexico State	(48),(49)	(33),44
Liberty	(52)	(42),32
San Jose State	28	41,(24),(33),(49),(24)
Colorado State	-	-
Wyoming	-	-
Hawai'i	-	-
Nevada	-	-
Air Force	-	-
Boise State	-	-
Utah State	-	-

Punting	no.	yds	avg	lg	tb	fc	i20	50+	blk
DYER, Tyson	25	1203	48.1	63	2	7	13	11	1
TEAM	1	20	20.0	20	0	0	0	0	0
Total	26	1223	47.0	63	2	7	13	11	1
Opponents	25	1112	44.5	60	1	3	8	5	0

Kickoffs	no.	yds	avg	tb	ob	retn	net	ydln
MURPHREE, Donovan	26	1601	61.6	15	1			
KELLY-ROMERO, Dyla	2	95	47.5	1	0			
Total	28	1696	60.6	16	1	30.8	37.5	27
Opponents	36	2163	60.1	16	2	22.1	41.6	23

Numbers in (parentheses) indicate field goal was made.

All Purpose	g	rush	rcv	pr	kr	ir	total	avg/g
DAVIS, Ahmari	5	457	63	0	0	0	520	104.0
CARROLL, Brys	4	196	12	0	82	0	290	72.5
KRESS, Jordan	5	0	215	0	0	0	215	43.0
WILLIAMS, Mar	5	0	190	0	0	0	190	38.0
JONES, Sheriro	4	162	0	0	0	0	162	40.5
MOLINA, Aaron	5	0	147	0	0	0	147	29.4
PATTERSON III	5	0	132	0	0	0	132	26.4
TUIOTI, Tevaka	4	125	0	0	0	0	125	31.2
DRENNAN, Q	4	0	48	0	68	0	116	29.0
GRIFFIN IV, Jay	5	12	99	0	0	0	111	22.2
LILLY, Elijah	3	3	95	0	0	0	98	32.7
ALEXANDER, C	3	0	0	0	74	0	74	24.7
SOMOYE, Anu	5	0	67	0	0	0	67	13.4
UMEH, Anselem	5	0	56	0	0	0	56	11.2
ROGERS, De'Jo	5	0	0	54	0	0	54	10.8
REED II, Jerrick	5	0	0	0	0	43	43	8.6
MARTIN, Donte	5	0	0	0	41	0	41	8.2
COLE, Bobby	5	37	0	0	0	0	37	7.4
VIGILANT, Daev	5	37	0	0	0	0	37	7.4
JONES, Javohn	3	26	10	0	0	0	36	12.0
MORAN, Kentrai	1	16	0	0	0	0	16	16.0
HALL, Trae	1	15	0	0	0	0	15	15.0
LOGAN-GREEN	4	6	4	0	0	0	10	2.5
JOHNSON, Law	1	9	0	0	0	0	9	9.0
JONES, Jr., Jeffr	3	0	8	0	0	0	8	2.7
DYER, Tyson	5	2	0	0	0	0	2	0.4
HUGHES, Brand	1	-5	0	0	0	0	-5	-5.0
TEAM	5	-37	0	0	0	0	-37	-7.4
Total	5	1061	1146	54	265	43	2569	513.8
Opponents	5	638	1930	44	246	100	2958	591.6



#	Defensive Leaders	gp	Tackles				Sacks no-yds	Pass defense			Fumbles		blkd	
			ua	a	tot	tfl/yds		int-yds	brup	qbh	rcv-yds	ff	kick	saf
3C	HART, Alex	5	21	15	36	6.5-24	1.5-11	.	2	1	.	.	.	.
9Z	REED II, Jerrick	5	20	9	29	2.0-5	.	1-43	.	1	.	.	.	.
1H	HORTON, Dylan	5	13	10	23	2.5-12	1.5-9	.	1	2	.	.	.	.
6Z	ROGERS, De'John	5	19	4	23	.	.	.	3	.	2-0	1	.	.
1E	BEATON, Letayveon	5	17	4	21	.	.	.	1	.	.	.	.	.
8Z	MARTIN, Donte	5	15	4	19	.	.	.	7	.	.	.	.	.
90	AUSTIN, Erin	5	12	7	19	1.0-8	1.0-8	.	.	3	.	2	.	.
30	VAINIKOLO, Alexander	5	11	7	18	3.5-17	.	.	.	.	.	.	.	.
3B	HERNANDEZ, Johnny	3	9	9	18	.	.	.	1	1	.	.	.	.
3Z	PEEK, Patrick	4	11	7	18	1.0-1	.	.	.	.	.	.	.	.
2J	HEARN, Jacobi	5	9	5	14	4.0-21	2.0-15	.	.	.	.	.	.	.
1A	MILLER, Kameron	5	4	9	13	0.5-0	.	.	.	.	.	.	.	.
46	SHOOK, Brandon	5	8	2	10	.	.	.	.	2	.	1	.	.
1I	SANDERS, Devin	5	6	3	9	1.0-5	1.0-5	.	.	1	.	.	1	.
8D	SELLERS, Trent	5	5	1	6	2.0-12	1.0-11	.	.	3	1-5	.	.	.
95	SOREMEKUN, Adebayo	5	3	3	6	2.0-8	1.0-4	.	1	2	.	.	1	.
2C	HANNAH, Reco	5	4	2	6	0.5-1	.	.	.	.	.	.	.	.
9I	GANSALLO, Ben	5	2	3	5	.	.	.	.	.	.	.	.	.
2A	BURTON, Brandon	2	2	3	5	.	.	.	.	.	.	.	.	.
93	FLOWERS, Nahje	3	2	3	5	.	.	.	.	.	.	.	1	.
97	HARRIS, Justin	3	2	2	4	1.0-1	.	.	.	.	.	.	.	.
1D	LoVETT III, Michael	5	4	.	4	.	.	.	.	.	.	.	.	.
52	BLACKWELL, Aaro	1	1	2	3	.	.	.	.	.	.	.	.	.
98	NOBLE, Joey	4	.	3	3	0.5-2	.	.	.	2	.	.	.	.
5Z	LEWIS, James	3	2	1	3	.	.	.	.	.	.	.	.	.
2H	COLLIER, Tony	3	1	2	3	.	.	.	1	.	.	.	.	.
1B	HUNT, Antonio	3	2	.	2	.	.	.	.	.	.	.	.	.
88	WILLIAMS, Marcus	5	2	.	2	.	.	.	.	.	.	.	.	.
80	SOMOYE, Anu	5	1	.	1	.	.	.	.	.	.	.	.	.
13	MOLINA, Aaron	5	1	.	1	.	.	.	.	.	.	.	.	.
3D	EnRICO, Jared	3	1	.	1	.	.	.	.	.	.	.	.	.
50	SALTES, Teton	5	1	.	1	.	.	.	.	.	.	.	.	.
54	MURRAY, Langston	4	.	1	1	.	.	.	.	.	.	.	.	.
96	DYER, Tyson	5	1	.	1	.	.	.	.	.	.	.	.	.
71	ZAVALA, David	5	1	.	1	.	.	.	.	.	.	.	.	.
5E	PAUNI, Elmer	2	.	1	1	.	.	.	.	.	.	.	.	.
1J	CUFFEE, Jr., Eric	2	1	.	1	.	.	.	.	.	.	.	.	.
1C	BOLDEN, Nico	3	1	.	1	.	.	.	.	.	.	.	.	.
7Z	MANLY, Blair	1	.	1	1	.	.	.	.	.	.	.	.	.
Total		5	215	123	338	28-117	9-63	1-43	17	18	3-5	4	3	.
Opponents		5	195	134	329	21-54	2-6	10-100	24	9	3-9	3	1	.

**SEASON**
**CAREER**

Rushing	gp	att	gain	loss	net	avg	td	lg	avg/g	gp	att	gain	loss	net	avg	td	lg	avg/g
DAVIS, Ahmari	5	93	472	15	457	4.9	4	53	91.4	13	144	673	31	642	4.5	8	53	49.4
CARROLL, Bryson	4	33	209	13	196	5.9	1	47	49.0	7	46	261	16	245	5.3	1	47	35.0
JONES, Sheriron	4	25	182	20	162	6.5	3	35	40.5	15	104	550	102	448	4.3	3	35	29.9
TUIOTI, Tevaka	4	17	138	13	125	7.4	0	33	31.2	15	60	427	60	367	6.1	2	34	24.5
COLE, Bobby	5	1	37	0	37	37.0	1	37	7.4	7	1	37	0	37	37.0	1	37	5.3
VIGILANT, Daevon	5	10	39	2	37	3.7	1	15	7.4	5	10	39	2	37	3.7	1	15	7.4
JONES, Javohn	3	8	31	5	26	3.2	0	11	8.7	12	11	36	6	30	2.7	0	11	2.5
MORAN, Kentrail	1	5	19	3	16	3.2	0	8	16.0	7	19	52	4	48	2.5	0	10	6.9
HALL, Trae	1	2	15	0	15	7.5	0	11	15.0	2	3	21	0	21	7.0	0	11	10.5
GRIFFIN IV, Jay	5	3	12	0	12	4.0	0	8	2.4	29	17	147	10	137	8.1	1	61	4.7
JOHNSON, Lawrence	1	3	9	0	9	3.0	0	4	9.0	1	3	9	0	9	3.0	0	4	9.0
LOGAN-GREENE, Ema	4	1	6	0	6	6.0	0	6	1.5	4	1	6	0	6	6.0	0	6	1.5
LILLY, Elijah	3	2	3	0	3	1.5	0	2	1.0	36	10	66	7	59	5.9	0	25	1.6
DYER, Tyson	5	1	2	0	2	2.0	0	2	0.4	17	1	2	0	2	2.0	0	2	0.1
HUGHES, Brandt	1	1	0	5	-5	-5.0	0	0	-5.0	1	1	0	5	-5	-5.0	0	0	-5.0
TEAM	5	8	0	37	-37	-4.6	0	0	-7.4									
Total	5	213	1174	113	1061	5.0	10	53	212.2									
Opponents	5	172	789	151	638	3.7	9	38	127.6									

Passing	gp	effic	comp-att-int	pct	yds	td	lg	avg/g	gp	effic	comp-att-int	pct	yds	td	lg	avg/g
TUIOTI, Tevaka	4	128.10	38-77-4	49.4	660	4	62	165.0	15	121.61	119-238-12	50.0	1804	13	69	120.3
JONES, Sheriron	4	81.22	17-42-6	40.5	268	2	47	67.0	15	119.67	119-229-18	52.0	1685	15	79	112.3
HUGHES, Brandt	1	104.52	12-29-0	41.4	218	0	51	218.0	1	104.52	12-29-0	41.4	218	0	51	218.0
DRENNAN, Q	4	0.00	0-1-0	0.0	0	0	0	0.0	4	0.00	0-1-0	0.0	0	0	0	0.0
Total	5	109.44	67-149-10	45.0	1146	6	62	229.2								
Opponents	5	163.45	132-209-1	63.2	1930	15	80	386.0								

Receiving	gp	no.	yds	avg	td	lg	avg/g	gp	no.	yds	avg	td	lg	avg/g
WILLIAMS, Marcus	5	9	190	21.1	0	42	38.0	5	9	190	21.1	0	42	38.0
GRIFFIN IV, Jay	5	9	99	11.0	0	25	19.8	29	59	660	11.2	4	71	22.8
MOLINA, Aaron	5	7	147	21.0	1	41	29.4	21	13	231	17.8	2	41	11.0
LILLY, Elijah	3	7	95	13.6	0	36	31.7	36	28	470	16.8	5	74	13.1
KRESS, Jordan	5	6	215	35.8	3	55	43.0	5	6	215	35.8	3	55	43.0
UMEH, Anselem	5	5	56	11.2	0	17	11.2	26	24	431	18.0	3	56	16.6
DRENNAN, Q	4	5	48	9.6	0	18	12.0	4	5	48	9.6	0	18	12.0
PATTERSON III Cedric	5	4	132	33.0	2	62	26.4	7	4	132	33.0	2	62	18.9
SOMOYE, Anu	5	4	67	16.8	0	29	13.4	41	13	208	16.0	2	31	5.1
DAVIS, Ahmari	5	3	63	21.0	0	51	12.6	13	5	63	12.6	0	51	4.8
CARROLL, Bryson	4	2	12	6.0	0	7	3.0	7	2	12	6.0	0	7	1.7
JONES, Javohn	3	2	10	5.0	0	6	3.3	12	2	10	5.0	0	6	0.8
VIGILANT, Daevon	5	2	0	0.0	0	0	0.0	5	2	0	0.0	0	0	0.0
JONES, Jr., Jeffrey	3	1	8	8.0	0	8	2.7	3	1	8	8.0	0	8	2.7
LOGAN-GREENE, Ema	4	1	4	4.0	0	4	1.0	4	1	4	4.0	0	4	1.0
Total	5	67	1146	17.1	6	62	229.2							
Opponents	5	132	1930	14.6	15	80	386.0							

**SEASON**
**CAREER**

Total Offense	g	plays	rush	pass	total	avg/g		g	plays	rush	pass	total	avg/g
TUIOTI, Tevaka	4	94	125	660	785	196.2		15	298	367	1804	2171	144.7
DAVIS, Ahmari	5	93	457	0	457	91.4		13	144	642	0	642	49.4
JONES, Sheriron	4	67	162	268	430	107.5		15	333	448	1685	2133	142.2
HUGHES, Brandt	1	30	-5	218	213	213.0		1	30	-5	218	213	213.0
CARROLL, Bryson	4	33	196	0	196	49.0		7	47	245	0	245	35.0
COLE, Bobby	5	1	37	0	37	7.4		7	1	37	0	37	5.3
VIGILANT, Daevon	5	10	37	0	37	7.4		5	10	37	0	37	7.4
JONES, Javohn	3	8	26	0	26	8.7		12	11	30	0	30	2.5
MORAN, Kentrail	1	5	16	0	16	16.0		7	19	48	0	48	6.9
HALL, Trae	1	2	15	0	15	15.0		2	3	21	0	21	10.5
GRIFFIN IV, Jay	5	3	12	0	12	2.4		29	17	137	0	137	4.7
JOHNSON, Lawrence	1	3	9	0	9	9.0		1	3	9	0	9	9.0
LOGAN-GREENE, Ema	4	1	6	0	6	1.5		4	1	6	0	6	1.5
LILLY, Elijah	3	2	3	0	3	1.0		36	10	59	0	59	1.6
DYER, Tyson	5	1	2	0	2	0.4		17	1	2	0	2	0.1
TEAM	5	8	-37	0	-37	-7.4							
Total	5	362	1061	1146	2207	441.4							
Opponents	5	381	638	1930	2568	513.6							

Scoring	td	fg	PAT				dxp	saf	pts	td	fg	PAT				dxp	saf	pts
			kick	rush	rcv	pass						kick	rush	rcv	pass			
SHELLEY, Andrew	-	7-8	16-17	-	-	-	-	-	37	-	14-16	50-56	-	-	-	-	-	92
DAVIS, Ahmari	4	-	-	-	-	-	-	-	24	8	-	-	-	-	-	-	-	48
JONES, Sheriron	3	-	-	-	-	-	-	-	18	3	-	-	1-1	-	0-1	-	-	20
KRESS, Jordan	3	-	-	-	-	-	-	-	18	3	-	-	-	-	-	-	-	18
PATTERSON III Cedric	2	-	-	-	-	-	-	-	12	2	-	-	-	-	-	-	-	12
CARROLL, Bryson	1	-	-	-	-	-	-	-	6	1	-	-	-	-	-	-	-	6
COLE, Bobby	1	-	-	-	-	-	-	-	6	1	-	-	-	-	-	-	-	6
VIGILANT, Daevon	1	-	-	-	-	-	-	-	6	1	-	-	-	-	-	-	-	6
MOLINA, Aaron	1	-	-	-	-	-	-	-	6	2	-	-	-	-	-	-	-	12
REED II, Jerrick	1	-	-	-	-	-	-	-	6	1	-	-	-	-	-	-	-	6
Total	17	7-8	16-17	-	-	-	-	-	139									
Opponents	25	8-11	22-24	-	1	1-1	-	-	198									

Punt Returns	no.	yds	avg	td	lg		no.	yds	avg	td	lg
ROGERS, De'John	11	54	4.9	0	23		11	54	4.9	0	23
Total	11	54	4.9	0	23						
Opponents	9	44	4.9	0	17						

Kick Returns	no.	yds	avg	td	lg		no.	yds	avg	td	lg
ALEXANDER, Chad	4	74	18.5	0	26		4	74	18.5	0	26
DRENNAN, Q	3	68	22.7	0	28		3	68	22.7	0	28
CARROLL, Bryson	3	82	27.3	0	37		3	82	27.3	0	37
MARTIN, Donte	2	41	20.5	0	26		2	41	20.5	0	26
Total	12	265	22.1	0	37						
Opponents	8	246	30.8	0	71						

Interceptions	no.	yds	avg	td	lg		no.	yds	avg	td	lg
REED II, Jerrick	1	43	43.0	1	43		1	43	43.0	1	43
Total	1	43	43.0	1	43						
Opponents	10	100	10.0	1	34						

Fumble Returns	no.	yds	avg	td	lg		no.	yds	avg	td	lg
SELLERS, Trent	1	5	5.0	0	5		1	5	5.0	0	5
Total	1	5	5.0	0	5						
Opponents	1	9	9.0	0	9						

**SEASON**
**CAREER**

All Purpose	g	rush	rcv	pr	kr	ir	total	avg/g		g	rush	rcv	pr	kr	ir	total	avg/g
DAVIS, Ahmari	5	457	63	0	0	0	520	104.0		13	642	63	0	0	0	705	54.2
CARROLL, Bryso	4	196	12	0	82	0	290	72.5		7	245	12	0	82	0	339	48.4
KRESS, Jordan	5	0	215	0	0	0	215	43.0		5	0	215	0	0	0	215	43.0
WILLIAMS, Marc	5	0	190	0	0	0	190	38.0		5	0	190	0	0	0	190	38.0
JONES, Sheriron	4	162	0	0	0	0	162	40.5		15	448	0	0	0	0	448	29.9
MOLINA, Aaron	5	0	147	0	0	0	147	29.4		21	0	231	0	0	0	231	11.0
PATTERSON III	5	0	132	0	0	0	132	26.4		7	0	132	0	0	0	132	18.9
TUIOTI, Tevaka	4	125	0	0	0	0	125	31.2		15	367	0	0	0	0	367	24.5
DRENNAN, Q	4	0	48	0	68	0	116	29.0		4	0	48	0	68	0	116	29.0
GRIFFIN IV, Jay	5	12	99	0	0	0	111	22.2		29	137	660	0	47	0	844	29.1
LILLY, Elijah	3	3	95	0	0	0	98	32.7		36	59	470	0	1499	0	2028	56.3
ALEXANDER, C	3	0	0	0	74	0	74	24.7		3	0	0	0	74	0	74	24.7
SOMOYE, Anu	5	0	67	0	0	0	67	13.4		41	0	208	0	3	0	211	5.1
UMEH, Anselem	5	0	56	0	0	0	56	11.2		26	0	431	0	0	0	431	16.6
ROGERS, De'Jo	5	0	0	54	0	0	54	10.8		16	0	0	54	33	28	115	7.2
REED II, Jerrick	5	0	0	0	0	43	43	8.6		5	0	0	0	0	43	43	8.6
MARTIN, Donte	5	0	0	0	41	0	41	8.2		8	0	0	0	41	0	41	5.1
COLE, Bobby	5	37	0	0	0	0	37	7.4		7	37	0	0	0	0	37	5.3
VIGILANT, Daev	5	37	0	0	0	0	37	7.4		5	37	0	0	0	0	37	7.4
JONES, Javohn	3	26	10	0	0	0	36	12.0		12	30	10	0	0	0	40	3.3
MORAN, Kentrail	1	16	0	0	0	0	16	16.0		7	48	0	0	0	0	48	6.9
HALL, Trae	1	15	0	0	0	0	15	15.0		2	21	0	0	0	0	21	10.5
LOGAN-GREEN	4	6	4	0	0	0	10	2.5		4	6	4	0	0	0	10	2.5
JOHNSON, Lawr	1	9	0	0	0	0	9	9.0		1	9	0	0	0	0	9	9.0
JONES, Jr., Jeffr	3	0	8	0	0	0	8	2.7		3	0	8	0	0	0	8	2.7
DYER, Tyson	5	2	0	0	0	0	2	0.4		17	2	0	0	0	0	2	0.1
HUGHES, Brandt	1	-5	0	0	0	0	-5	-5.0		1	-5	0	0	0	0	-5	-5.0
TEAM	5	-37	0	0	0	0	-37	-7.4									
Total	5	1061	1146	54	265	43	2569	513.8									
Opponents	5	638	1930	44	246	100	2958	591.6									

Field Goals	att	good	long	blkd		att	good	long	blkd
SHELLEY, Andrew	8	7	52	0		16	14	53	0
Total	8	7	52	0					
Opponents	11	8	49	2					

Punting	no.	yds	avg	lg	blk		no.	yds	avg	lg	blk
DYER, Tyson	25	1203	48.1	63	1		99	4481	45.3	84	1
TEAM	1	20	20.0	20	0						
Total	26	1223	47.0	63	1						
Opponents	25	1112	44.5	60	0						

Kickoffs	no.	yds	avg	tb	ob		no.	yds	avg	tb	ob
MURPHREE, Donovan	26	1601	61.6	15	1		26	1601	61.6	15	1
KELLY-ROMERO, Dylan	2	95	47.5	1	0		10	580	58.0	4	1
Total	28	1696	60.6	16	1						
Opponents	36	2163	60.1	16	2						



## TEAM STATISTICS

		Rushing				Receiving				Passing				Kick Returns				Punt Returns				tot		
Date	Opponent	no.	yds	td	lg	no.	yds	td	lg	cmp	att	int	yds	td	lg	no.	yds	td	lg	no.	yds	td	lg	off
Aug 31	SAM HOUSTON STATE	32	145	4	53	18	340	0	51	18-40-0	340	0	51	3	79	0	28	5	47	0	23		485	
Sep 14	at Notre Dame	46	212	2	47	10	151	0	41	10-29-3	151	0	41	2	30	0	15	2	2	0	2		363	
Sep 21	NEW MEXICO STATE	51	243	3	23	16	355	3	62	16-28-1	355	3	62	2	36	0	21	1	5	0	5		598	
Sep 28	at Liberty	43	223	0	35	12	139	1	22	12-26-2	139	1	22	0	0	0	0	1	2	0	2		362	
Oct 04	at San Jose State	41	238	1	35	11	161	2	38	11-26-4	161	2	38	5	120	0	37	2	-2	0	0		399	
		213	1061	10	53	67	1146	6	62	67-149-10	1146	6	62	12	265	0	37	11	54	0	23		2207	
Opponents		172	638	9	38	132	1930	15	80	132-209-1	1930	15	80	8	246	0	71	9	44	0	17		2568	

Games: 5 • Avg/rush: 5.0 • Avg/catch: 17.1 • Pass effc: 109.44 • KR avg: 22.1 • PR avg: 4.9 • All purpose avg/game: 513.8 • Total offense avg/gm: 441.4

Date	Opponent	Tackles				Sacks no-yds	Fumble		Pass Defense			blkd kick	PAT Attempts			off		
		ua	a	total	tfl-yds		ff	fr-yds	int-yds	qbh	brup		kick	rush	rcv	saf	t/o	pts
Aug 31	SAM HOUSTON STATE	47	34	81	5.0-22	3.0-17	1	1-5	0-0	6	3	0	3-4	0	0	0	3	39
Sep 14	at Notre Dame	41	14	55	7.0-31	1.0-7	0	0-0	0-0	3	1	0	2-2	0	0	0	0	14
Sep 21	NEW MEXICO STATE	45	19	64	3.0-17	2.0-13	1	0-0	1-43	6	2	1	7-7	0	0	0	7	55
Sep 28	at Liberty	42	24	66	4.0-10	0.0-0	1	1-0	0-0	1	4	0	1-1	0	0	0	0	10
Oct 04	at San Jose State	40	32	72	9.0-37	3.0-26	1	1-0	0-0	2	7	2	3-3	0	0	0	0	21
		215	123	338	28.0-117	9.0-63	4	3-5	1-43	18	17	3	16-17	0	0	0	10	139
Opponents		195	134	329	21.0-54	2.0-6	3	3-9	10-100	9	24	1	22-24	0	1	0	51	198

		Punting										Field Goals			Kickoffs				
Date	Opponent	no.	yds	avg	long	blkd	tb	fc	50+	i20	md-att	long	blkd	no.	yds	avg	tb	ob	
Aug 31	SAM HOUSTON STATE	9	421	46.8	59	0	0	5	3	2	4-4	44	0	9	585	65.0	7	0	
Sep 14	at Notre Dame	6	279	46.5	63	0	1	0	2	3	0-0	0	0	3	171	57.0	1	0	
Sep 21	NEW MEXICO STATE	2	119	59.5	63	0	1	1	2	1	2-2	49	0	10	608	60.8	6	1	
Sep 28	at Liberty	5	239	47.8	58	0	0	1	3	5	1-1	52	0	2	130	65.0	1	0	
Oct 04	at San Jose State	4	165	41.2	60	1	0	0	1	2	0-1	0	0	4	202	50.5	1	0	
		26	1223	47.0	63	1	2	7	11	13	7-8	52	0	28	1696	60.6	16	1	
Opponents		25	1112	44.5	60	0	1	3	5	8	8-11	49	2	36	2163	60.1	16	2	

		Rushing				Receiving				Passing				Kick Returns				Punt Returns				tot		
Date	Opponent	no.	yds	td	lg	no.	yds	td	lg	cmp	att	int	yds	td	lg	no.	yds	td	lg	no.	yds	td	lg	off
Aug 31	SAM HOUSTON STATE	35	115	2	31	35	443	2	65	35-60-0	443	2	65	2	29	0	16	2	9	0	6	558		
Sep 14	at Notre Dame	38	157	2	24	17	434	6	65	17-27-0	434	6	65	2	64	0	45	2	17	0	17	591		
Sep 21	NEW MEXICO STATE	34	154	4	31	30	335	3	53	30-47-1	335	3	53	2	98	0	71	0	0	0	0	489		
Sep 28	at Liberty	31	160	0	38	24	306	2	53	24-36-0	306	2	53	1	45	0	45	2	14	0	13	466		
Oct 04	at San Jose State	34	52	1	11	26	412	2	80	26-39-0	412	2	80	1	10	0	10	3	4	0	4	464		
		172	638	9	38	132	1930	15	80	132-209-1	1930	15	80	8	246	0	71	9	44	0	17	2568		
New Mexico		213	1061	10	53	67	1146	6	62	67-149-10	1146	6	62	12	265	0	37	11	54	0	23	2207		

Games: 5 • Avg/rush: 3.7 • Avg/catch: 14.6 • Pass effic: 163.45 • KR avg: 30.8 • PR avg: 4.9 • All purpose avg/game: 591.6 • Total offense avg/gm: 513.6

		Tackles				Sacks	Fumble		Pass Defense			blkd	PAT Attempts			off		
Date	Opponent	ua	a	total	tfl-yds	no-yds	ff	fr-yds	int-yds	qbh	brup	kick	kick	rush	rcv	saf	t/o	pts
Aug 31	SAM HOUSTON STATE	39	16	55	6.0-13	0.0-0	0	0-0	0-0	2	10	0	2-3	0	1	0	0	31
Sep 14	at Notre Dame	42	26	68	8.0-20	0.0-0	0	1-9	3-36	6	5	0	9-9	0	0	0	28	66
Sep 21	NEW MEXICO STATE	41	32	73	2.0-11	0.0-0	0	0-0	1-17	0	3	0	7-7	0	0	0	7	52
Sep 28	at Liberty	38	28	66	4.0-9	2.0-6	0	0-0	2-23	0	2	0	2-2	0	0	0	0	17
Oct 04	at San Jose State	35	32	67	1.0-1	0.0-0	3	2-0	4-24	1	4	1	2-3	0	0	0	16	32
		195	134	329	21.0-54	2.0-6	3	3-9	10-100	9	24	1	22-24	0	1	0	51	198
New Mexico		215	123	338	28.0-117	9.0-63	4	3-5	1-43	18	17	3	16-17	0	0	0	10	139

Date	Opponent	Punting									Field Goals			Kickoffs				
		no.	yds	avg	long	blkd	tb	fc	50+	i20	md-att	long	blkd	no.	yds	avg	tb	ob
Aug 31	SAM HOUSTON STATE	9	416	46.2	60	0	0	1	2	3	1-1	46	0	5	325	65.0	2	0
Sep 14	at Notre Dame	4	163	40.8	48	0	0	1	0	2	1-1	36	0	10	567	56.7	4	1
Sep 21	NEW MEXICO STATE	3	158	52.7	60	0	0	0	1	0	1-2	33	1	9	561	62.3	5	1
Sep 28	at Liberty	4	173	43.2	52	0	1	1	1	1	1-2	42	0	4	260	65.0	4	0
Oct 04	at San Jose State	5	202	40.4	51	0	0	0	1	2	4-5	49	1	8	450	56.2	1	0
		25	1112	44.5	60	0	1	3	5	8	8-11	49	2	36	2163	60.1	16	2
New Mexico		26	1223	47.0	63	1	2	7	11	13	7-8	52	0	28	1696	60.6	16	1

# PASSING

#8 TUIOTI, Tevaka	Comp	Att	Int	Pct	Yards	TD	Long	Sacked	Effic
Notre Dame	6	13	0	46.2	132	0	41	0-0	131.45
New Mexico State	16	28	1	57.1	355	3	62	0-0	191.86
Liberty	12	26	2	46.2	139	1	22	2-6	88.37
San Jose State	4	10	1	40.0	34	0	14	0-0	48.56
TOTALS	38	77	4	49.4	660	4	62	2-6	128.10

#4 JONES, Sheriron	Comp	Att	Int	Pct	Yards	TD	Long	Sacked	Effic
Sam Houston State	6	11	0	54.5	122	0	47	0-0	147.71
Notre Dame	4	15	3	26.7	19	0	12	0-0	-2.69
San Jose State	7	16	3	43.8	127	2	38	0-0	114.17
TOTALS	17	42	6	40.5	268	2	47	0-0	81.22

#12 HUGHES, Brandt	Comp	Att	Int	Pct	Yards	TD	Long	Sacked	Effic
Sam Houston State	12	29	0	41.4	218	0	51	0-0	104.52
TOTALS	12	29	0	41.4	218	0	51	0-0	104.52

#15 DRENNAN, Q	Comp	Att	Int	Pct	Yards	TD	Long	Sacked	Effic
Notre Dame	0	1	0	0.0	0	0	0	0-0	0.00
TOTALS	0	1	0	0.0	0	0	0	0-0	0.00

# RUSHING & RECEIVING

RUSHING	No-Yds/TD	SHSU	ND	NMSU	LIB	SJSU	CS	WY	HA	NV	AF	BSU	US
DAVIS, Ahmari	93-457/4	16-107/2	9-22/0	28-133/2	18-99/0	22-96/0							
CARROLL, Bryson	33-196/1	DNP	6-69/1	9-38/0	13-61/0	5-28/0							
JONES, Sheriron	25-162/3	6-35/2	8-23/0	DNP	-	11-104/1							
TUIOTI, Tevaka	17-125/0	DNP	1-5/0	7-59/0	7-57/0	2-4/0							
COLE, Bobby	1-37/1	-	1-37/1	-	-	-							
VIGILANT, Daevo	10-37/1	1-1/0	3-19/0	3-14/1	3-5/0	-							
JONES, Javohn	8-26/0	3-11/0	5-15/0	DNP	DNP	-							
MORAN, Kentrail	5-16/0	DNP	5-16/0	DNP	DNP	DNP							
HALL, Trae	2-15/0	DNP	2-15/0	DNP	DNP	DNP							
GRIFFIN IV, Jay	3-12/0	1-2/0	1-8/0	-	1-2/0	-							
JOHNSON, Lawren	3-9/0	DNP	3-9/0	DNP	DNP	DNP							
LOGAN-GREENE, E	1-6/0	-	DNP	-	-	1-6/0							
LILLY, Elijah	2-3/0	1-1/0	-	1-2/0	DNP	DNP							
DYER, Tyson	1-2/0	-	1-2/0	-	-	-							
HUGHES, Brandt	1-5/0	1-5/0	DNP	DNP	DNP	DNP							
TEAM	8-37/0	3-5/0	1-28/0	3-3/0	1-1/0	-							

RECEIVING	No-Yds/TD	SHSU	ND	NMSU	LIB	SJSU	CS	WY	HA	NV	AF	BSU	US
KRESS, Jordan	6-215/3	1-47/0	-	3-122/2	-	2-46/1							
WILLIAMS, Marcu	9-190/0	2-46/0	-	2-73/0	3-33/0	2-38/0							
MOLINA, Aaron	7-147/1	3-40/0	2-79/0	-	2-28/1	-							
PATTERSON III,	4-132/2	-	-	2-72/1	1-22/0	1-38/1							
GRIFFIN IV, Jay	9-99/0	2-36/0	3-27/0	1-2/0	2-28/0	1-10/0							
LILLY, Elijah	7-95/0	3-33/0	1-24/0	3-38/0	DNP	DNP							
SOMOYE, Anu	4-67/0	3-62/0	-	1-5/0	-	-							
DAVIS, Ahmari	3-63/0	2-58/0	-	-	-	1-5/0							
UMEH, Anselem	5-56/0	1-9/0	-	3-42/0	-	1-5/0							
DRENNAN, Q	5-48/0	1-9/0	-	DNP	2-24/0	2-15/0							
CARROLL, Bryson	2-12/0	DNP	1-7/0	1-5/0	-	-							
JONES, Javohn	2-10/0	-	1-6/0	DNP	DNP	1-4/0							
JONES, Jr., Jef	1-8/0	DNP	1-8/0	-	DNP	-							
LOGAN-GREENE, E	1-4/0	-	DNP	-	1-4/0	-							
VIGILANT, Daevo	2-0/0	-	1-0/0	-	1-0/0	-							

Total Tackles	UA-A	Total	SHSU	ND	NMSU	LIB	SJSU	CS	WY	HA	NV	AF	BSU
HART, Alex	21-15	36	4-6	4-0	4-3	6-2	3-4						
REED II, Jerric	20-9	29	2-1	2-1	2-2	7-3	7-2						
ROGERS, De'John	19-4	23	6-1	1-0	7-0	4-3	1-0						
HORTON, Dylan	13-10	23	5-3	3-2	3-1	2-4	-						
BEATON, Letayve	17-4	21	2-0	4-0	3-0	5-2	3-2						
MARTIN, Donte	15-4	19	2-1	1-0	5-1	3-2	4-0						
AUSTIN, Erin	12-7	19	4-1	2-1	1-2	2-1	3-2						
PEEK, Patrick	11-7	18	4-3	3-0	0-2	4-2	DNP						
VAINIKOLO, Alex	11-7	18	3-3	2-1	1-0	0-1	5-2						
HERNANDEZ, John	9-9	18	6-5	3-2	DNP	DNP	0-2						
HEARN, Jacobi	9-5	14	1-0	3-0	2-3	1-0	2-2						
MILLER, Kameron	4-9	13	1-4	0-2	2-0	-	1-3						
SHOOK, Brandon	8-2	10	-	3-1	4-1	1-0	-						
SANDERS, Devin	6-3	9	1-0	2-0	2-0	1-1	0-2						
HANNAH, Reco	4-2	6	-	-	-	3-1	1-1						
SELLERS, Trent	5-1	6	0-1	1-0	1-0	1-0	2-0						
SOREMEKUN, Adeb	3-3	6	2-1	0-1	-	-	1-1						
BURTON, Brandon DB	2-3	5	-	DNP	DNP	DNP	2-3						
GANSALLO, Ben	2-3	5	-	1-0	0-1	1-1	0-1						
FLOWERS, Nahje	2-3	5	DNP	DNP	1-1	-	1-2						
LoVETT III, Mic	4-0	4	-	2-0	1-0	-	1-0						
HARRIS, Justin	2-2	4	DNP	2-1	DNP	-	0-1						
LEWIS, James	2-1	3	DNP	-	2-1	DNP	-						
NOBLE, Joey	0-3	3	0-1	0-2	-	-	DNP						
BLACKWELL, Aaro	1-2	3	1-2	DNP	DNP	DNP	DNP						
COLLIER, Tony	1-2	3	DNP	DNP	1-1	-	0-1						
WILLIAMS, Marcu	2-0	2	-	-	1-0	-	1-0						
HUNT, Antonio	2-0	2	1-0	1-0	-	DNP	DNP						
MOLINA, Aaron	1-0	1	-	-	-	-	1-0						
MANLY, Blair	0-1	1	0-1	DNP	DNP	DNP	DNP						
ZAVALA, David	1-0	1	-	-	-	-	1-0						
SOMOYE, Anu	1-0	1	-	-	1-0	-	-						
PAUNI, Elmer	0-1	1	DNP	-	DNP	DNP	0-1						
EnRICO, Jared	1-0	1	1-0	-	DNP	DNP	-						
CUFFEE, Jr., Er	1-0	1	DNP	-	1-0	DNP	DNP						
MURRAY, Langsto	0-1	1	-	-	DNP	0-1	-						
SALTES, Teton	1-0	1	-	-	-	1-0	-						
BOLDEN, Nico	1-0	1	1-0	-	DNP	-	DNP						
DYER, Tyson	1-0	1	-	1-0	-	-	-						

**INDIVIDUAL**

**50-YARD TOUCHDOWN RUN**

New Mexico: 65, Richard McQuarley vs. Air Force (9/30/2017)  
Opponent: 64, Kadin Remsberg, Air Force (11/10/2018)

**70-YARD RUN**

New Mexico: 73, Teriyon Gipson vs. Wyoming (11/26/2016)  
Opponent: 90, Ra'Quanne Dickens, Incarnate Word (9/1/2018)

**70-YARD RECEPTION**

New Mexico: 74, Elijah Lilly from Sheriron Jones at UNLV (10/6/2018)  
Opponent: 80, Bailey Gaithers from Josh Lover, San Jose State (10/4/2019)

**30 RUSHING ATTEMPTS**

New Mexico: 30, Tyrone Owens at New Mexico State (9/15/2018)  
Opponent: 33, Jonathan Taylor, Wisconsin (9/8/2018)

**150 YARDS RUSHING**

New Mexico: 164, Tyrone Owens vs. UNLV (11/17/2017)  
Opponent: 192, Xavier Valladay, Wyoming (11/24/2018)

**200 YARDS RUSHING**

New Mexico: 217, Teriyon Gipson vs. Wyoming (11/26/2016)  
Opponent: 253, Jonathan Taylor, Wisconsin (9/8/2018)

**TWO PLAYERS, 100 + YARDS RUSHING**

New Mexico: Tyrone Owens (164), Daryl Chestnut (145) & Lamar Jordan (116) vs. UNLV (11/17/2017)

Opponent: Xavier Valladay (192) & Nico Evans (142) Wyoming (11/24/2018)

**THREE PLAYERS, 100 + YARDS RUSHING**

New Mexico: Tyrone Owens (164), Daryl Chestnut (145) & Lamar Jordan (116) vs. UNLV (11/17/2017)

Opponent: Marvin Kinsey (127), Izzy Matthews (107) & Dalyn Dawkins (102), Colorado State (11/19/2016)

**30 PASS COMPLETIONS**

New Mexico: 30, B.R. Holbrook vs. Texas Tech (9/11/2010)  
Opponent: 30, Josh Adkins, New Mexico State (9/21/2019)

**50 PASS ATTEMPTS**

New Mexico: 50, B.R. Holbrook vs. Texas Tech (2010)  
Opponent: 57, Tyler Rogers, New Mexico State (9/9/2017)

**400 YARDS PASSING**

New Mexico: 408, Casey Kelly vs. UNLV (11/1/2003)  
Opponent: 448, Jordan Love, Utah State (10/27/2018)

**100 YARDS RUSHING & PASSING**

New Mexico: Sheriron Jones (104 rushing, 127 passing) at San Jose State (10/4/2019)

Opponent: D.J. Hammond (136 rushing, 145 passing), Air Force (11/10/2018)

**500 YARDS TOTAL OFFENSE**

New Mexico: 594, Jeremy Leach vs. Utah (11/11/1989)  
Opponent: 527, Derek Carr, Fresno State (11/23/2013)

**10 PASS RECEPTIONS**

New Mexico: 11, Ty Kirk vs. New Mexico State (10/1/2011)  
Opponent: 11, Antonio Gandy-Golden (9/29/2018)

**150 YARDS RECEIVING**

New Mexico: 209, Deon Long vs. Sam Houston State (9/24/2011)  
Opponent: 245, Antonio Gandy-Golden (9/29/2018)

**2+ PLAYERS, 100 + YARDS RECEIVING**

New Mexico: Deon Long (209) & Ty Kirk (127) vs. Sam Houston State (9/24/2011)

Opponent: Ron'Quavon Tarver (112) & Jalen Greene (108), Utah State (10/27/2018)

**SCORED THREE TOUCHDOWNS**

New Mexico: 3, Tyrone Owens vs. Liberty (9/29/2018)  
Opponent: 3, Josh Adkins, New Mexico State (9/21/2019)

**FOUR TOUCHDOWN PASSES**

New Mexico: 4, Sheriron Jones at UNLV (10/6/2018)  
Opponent: 5, Ian Book, Notre Dame (9/14/2019)

**FOUR RUSHING TOUCHDOWNS**

New Mexico: 4, Ahmari Davis at New Mexico State (9/15/2018)  
Opponent: 5, Dee Hart, Colorado State (11/22/2014)

**THREE TOUCHDOWN RECEPTIONS**

New Mexico: 3, Deon Long vs. Sam Houston State (2011)  
Opponent: 3, Sean Modster, Boise State (11/16/2018)

**FIVE FIELD GOALS**

New Mexico: 5, James Aho vs. Arizona (2008)  
Opponent: 5, Drew Dunning, Washington St. (2003)

**50-YARD FIELD GOAL**

New Mexico: 52, Andrew Shelley at Liberty (9/28/2019)  
Opponent: 52, Wyatt Bryan, Colorado State (10/20/2017)

**TWO INTERCEPTIONS**

New Mexico: 2, Marcus Hayes at New Mexico State (9/15/2018)  
Opponent: 2, Tariq Thompson, San Diego State (11/24/2017)

**TWO FUMBLE RECOVERIES**

New Mexico: Adebayo Soremekun vs. San Diego St. (11/3/2018)

**PUNT RETURN FOR TOUCHDOWN (no block)**

New Mexico: 86 yards, Marcus Hayes vs. Boise State (11/16/2018)

Opponent: 90 yards, Christian Kirk, Texas A&M (11/11/2017)

**TWO PUNT RETURNS FOR TOUCHDOWN (no block)**

New Mexico: Has not occurred  
Opponent: 64 yards, 61 yards Cliff Harris, Oregon (2010)

**KICKOFF RETURN FOR A TOUCHDOWN**

New Mexico: 100 yards, Elijah Lilly vs. Texas A&M (11/11/2017)  
Opponent: 100 yards, Mike Edwards, Hawai'i (10/13/2012)

**INTERCEPTION RETURN FOR TOUCHDOWN**

New Mexico: 43 yards, Jerrick Reed II vs. New Mexico State (9/21/2019)  
Opponent: 34 yards, Kyle Williams, Notre Dame (9/14/2019)

**BLOCKED PAT**

New Mexico: Adebayo Soremekun at San Jose State (10/4/2019)  
Opponent: Noble Hall, San Diego State (11/3/2018)

**BLOCKED FIELD GOAL**

New Mexico: Nahje Flowers at San Jose State (10/4/2019)  
Opponent: DeAndre Elliott, Colorado State (11/21/2015)

**BLOCKED FIELD GOAL RETURN**

New Mexico: 45 yards, Anthony Hooks vs. UTEP (2010)  
Opponent: Has not occurred

**BLOCKED PUNT**

New Mexico: Victor James at San Diego State (10/31/2009)  
Opponent: Bailey Gaither, San Jose State (10/4/2019)

**FUMBLE RETURN FOR A TOUCHDOWN**

New Mexico: 0 yards, Jalin Burrell at Air Force (11/10/2018)  
Opponent: 9 yards, Desmond Williams, Boise State (11/16/2018)

**DEFENSIVE TWO-POINT CONVERSION**

New Mexico: Jalin Burrell vs. New Mexico State (9/9/2017)  
Opponent: Has not occurred

**TEAM**

**OVERTIME GAME**

Won 42-35 (OT) at UTEP (2013)

**SHUTOUT**

New Mexico: 66-0 vs. Mississippi Valley State (9/5/2015); FBS: 24-0 vs. Wyoming (10/4/2008)

Opponent: 38-0, Fresno State (10/14/2017)

**50 POINTS**

New Mexico: 55 vs. New Mexico State (9/21/2019)  
Opponent: 52, New Mexico State (9/21/2019)

**60 RUSHING ATTEMPTS**

New Mexico: 60 at UNLV (10/6/2018)  
Opponent: 67, Air Force (11/10/2017)

**300 YARDS RUSHING**

New Mexico: 319 vs. Incarnate Word (9/1/2018)  
Opponent: 366, Wyoming (11/24/2018)

**400 YARDS RUSHING**

New Mexico: 482, UNLV (11/17/2017)  
Opponent: 478, Air Force (11/10/2018)

**FOUR RUSHING TDS**

New Mexico: 4, Sam Houston State (8/31/2019)  
Opponent: 4, New Mexico State (9/21/2019)

**400 YARDS PASSING**

New Mexico: 434 vs. Sam Houston State (9/24/2011)  
Opponent: 412, San Jose State, (10/4/2019)

**FOUR PASSING TDS**

New Mexico: 4 at UNLV (10/6/2018)  
Opponent: 6, Notre Dame (9/14/2019)

**500 YARDS TOTAL OFFENSE**

New Mexico: 598 vs. New Mexico State (9/21/2019)  
Opponent: 567, Notre Dame (9/14/2019)

**30 FIRST DOWNS**

New Mexico: 32, Incarnate Word (9/1/2018)  
Opponent: 30, Boise State (11/16/2018)

**INTERCEPTED FIVE PASSES**

New Mexico: 5 at New Mexico State (9/15/2018)  
Opponent: 5, Wyoming (10/28/2017)

**100 YARDS IN PENALTIES**

New Mexico: 120 vs. Fresno State (10/20/2018)  
Opponent: 104, Sam Houston State (8/31/2019)

**NO PENALTIES**

New Mexico: Air Force (11/10/2018)  
Opponent: Researching

**LOST FIVE FUMBLES**

New Mexico: 5 vs. Brigham Young (10/25/1984)  
Opponent: 5, Air Force (10/25/2007)

**FAILED TO GAIN 100 YARDS RUSHING**

New Mexico: 49 vs. Wyoming (11/24/2018)  
Opponent: 43, UNLV (10/6/2018)

**FAILED TO GAIN 100 YARDS PASSING**

New Mexico: 34 vs. Wyoming (11/24/2018)  
Opponent: 48 vs. Mississippi Valley State (9/5/2015)

**FAILED TO GAIN 200 YARDS TOTAL OFFENSE**

New Mexico: 83 vs. Wyoming (11/24/2018)  
Opponent: 166, UNLV (10/6/2018)

**RECORDED A SAFETY**

New Mexico: Jermane Conyers tackled Utah State's Derrick Thompson in the end zone after a fumbled handoff (10/27/2018)

Opponent: Team safety, TCU (11/28/2009)

**NO PUNTS**

New Mexico: vs. Colorado State (11/16/2013)  
Opponent: Colorado State (11/21/2015)

**SCORED TDS ON OFFENSE, DEFENSE AND SPECIAL TEAMS**

New Mexico: vs. ULM (10/22/2016)  
Opponent: Utah (2010)

**TOP MARKS BY UNM OPPONENTS VS. LOBOS**

	INDIVIDUAL	TEAM	INDIVIDUAL	TEAM
First Downs	40, Boise State (11/14/2015)		INTs	3, Gerald Campbell, UTEP (1950)
Rushing Att.	47, Steve Bartalo, CSU (1985)			3, Gene Franz, BYU (1962)
		82, Air Force (1987)		3, Derwin Gray, BYU (1990)
Rushing Yards	325, Andre Davis, TCU (1994)			7, UTEP (1950)
		646, Air Force (1987)		7, West Texas (1950)
Long TD	94, Alvester Alexander, Wyoming (2010)			7, Arizona (1953)
Rushing TDs	6, Kapri Bibbs, Colorado State (2013)		Rec. Yards	281, Thomas Sperbeck, Boise State (11/14/2015)
		10, Air Force (1987)	Receptions	22, Jay Miller, BYU (1973)
Pass Att.	75, Brett Rypien, Boise State (11/14/2015)		TD Rec.	4, Kirk Pendleton, BYU (1983)
		75, Boise State (11/14/2015)		4, Roger Garidel, Utah (1971)
Pass Comp.	47, Chase Holbrook, New Mexico St. (2007)		INT Return	100, Larry Durham, UTEP (1962)
		47, New Mexico St. (2007)	Field Goals	5, Hawai'i (1981)
Passing Yards	585, Robbie Bosco, BYU (1985)			5, Washington St. (2003)
		585, BYU (1985)	Long FG	56, Owen Pochman, BYU (2000)
Long Pass	98, Jack Steptoe from Dan Hagemann, Utah (1976)		Punts	13, Lonnie Crittenden, UTEP (1962)
Total Plays	84, Brad Smith, Missouri (2005)			13, UTEP (1962)
		105, Missouri (2005)		13, UTEP (1983)
Total Off.	592, Robbie Bosco, BYU (1985)		Long Punt	89, Jeff Babcock, Colorado St. (2004)
		822, Fresno State (2013)	Punt Return	95, Morris Owens, Arizona St. (1972)
TD Passes	7, Derek Carr, Fresno State (2013)		KO Return	100, Cedric Johnson, UTEP (1996)
		7, Fresno State (2013)		100, Ivory McCann, Texas Tech (2001)
		7, UTEP (1967)		100, Mike Edwards, Hawai'i (10/13/2012)





**31** Game 1: 8/31/2019  
**39** Albuquerque, N.M.  
 Att: 13,749

**ALBUQUERQUE, N.M.** — The University of New Mexico got a pair of second half touchdowns from Sheriron Jones and then staved off a late comeback attempt with a fourth down sack by Jacobi Hearn as the Lobos defeated Sam Houston State, the No. 22 team in the FCS, 39-31 in front of 13,749 fans at Dreamstyle Stadium.

After the game, UNM's post-game press conference was canceled after head coach Bob Davie needed medical attention after meeting with his team. Director of Athletics Eddie Nuñez released the following statement.

"Immediately following tonight's football game between The University of New Mexico and Sam Houston State University, Lobo Head Coach Bob Davie was taken to the hospital as a result of what appeared to be a serious medical incident. The University will release more information as it becomes available. We ask that you keep the Davie family in your prayers."

The Lobos are idle next week and then head to Notre Dame on Saturday, September 14.

UNM led for most of the game as starting quarterback Brandt Hughes threw for 218 yards in the first half. Hughes led UNM to a pair of touchdowns by Ahmari Davis on the ground and three Andrew Shelley field goals, but he suffered a shoulder injury and gave way to Jones in the second half.

Jones, who started seven games last year, entered with UNM down 23-22 after the Bearkats took the opening second half kickoff and went 75 yards in seven plays for what amounted to SHSU's only lead of the game. After a quick three-and-out, UNM got the ball right back and Jones went to work. Anu Somoye made a ridiculous grab near the Bearkat sideline, one of a career-high three catches, to put UNM in Sam Houston territory. Jones then found Aaron Molina twice to get UNM inside the five, but UNM had to settle for a fourth Shelley field goal, giving UNM the lead for good at 25-23.

Jones then gave UNM a 16-point lead with back-to-back touchdowns. After he hit Jordan Kress for 47 yards, Jones rushed to 10 and then 11 to make it 32-23. Sam Houston State punted, Davis rushed 53 yards to the Bearkat seven. Jones then raced to the pylon on the next play for his second career touchdown. That made it 39-23, and then UNM had to deal with Sam Houston State's late comeback attempt.

Down 16, the Bearkats mounted a long, 86-yard touchdown drive that took 12 plays and culminated with a Donovan Williams 4-yard run. Sam Houston went for two and got it, making the score 39-31 with just 3:01 to go. Sam Houston State then hit a little dribble kick and kicker Connor Crow recovered to give the Bearkats a chance. A trick play moved the ball to the Lobo 22, but UNM's defense held firm from there. Alexander "Moana" Vainikolo and Adebayo Soremekun teamed up for a four-yard loss, and then after an incompletion Patrick Peek delivered another tackle for loss to make it 4th and 15. JUCO transfer then clinched a victory with a backside sack of quarterback Ty Brock, and UNM took three knees to end the game.

The Lobos picked up 485 yards of offense on 72 plays, averaging 6.7 yards per play. UNM also had plenty of big plays with eight of 25 yards or more. Sam Houston outgained UNM with 558 yards, but it needed 95 plays to do it. UNM had a solid pass rush with three sacks and six hurries.

Score by Quarters	1	2	3	4	Total
Sam Houston State	0	16	7	8	31
New Mexico	13	9	10	7	39

Qtr	Time	Scoring play
1st	07:34	NM - SHELLEY, Andrew 44 yd field goal, 8-61 2:55
	04:05	NM - SHELLEY, Andrew 41 yd field goal, 8-58 2:16
	01:57	NM - DAVIS, Ahmari 43 yd run (SHELLEY, Andrew kick), 2-47 0:41
2nd	14:57	NM - SHELLEY, Andrew 27 yd field goal, 5-36 0:34
	12:56	SHSU - Bowens, Dee 65 yd pass from Brock, Ty (Crow, Connor kick failed), 5-75 2:01
	09:21	SHSU - Schmid, Eric 4 yd run (Crow, Connor kick), 9-79 2:44
	03:19	NM - DAVIS, Ahmari 1 yd run (SHELLEY, Andrew kick failed), 7-89 1:57
	00:59	SHSU - Crow, Connor 46 yd field goal, 5-24 0:26
3rd	12:40	SHSU - Carter, Tonnell 13 yd pass from Schmid, Eric (Crow, Connor kick), 7-75 2:20
	05:12	NM - SHELLEY, Andrew 25 yd field goal, 8-52 2:15
	01:02	NM - JONES, Sheriron 11 yd run (SHELLEY, Andrew kick), 4-68 0:59
4th	13:41	NM - JONES, Sheriron 7 yd run (SHELLEY, Andrew kick), 2-60 0:23
	03:01	SHSU - Williams, Donovan 4 yd run (Brandom, Woody pass from Brock, Ty), 12-86 4:39

	SHSU	NM
<b>FIRST DOWNS</b>	27	20
<b>RUSHES-YARDS (NET)</b>	35-115	32-145
<b>PASSING YDS (NET)</b>	443	340
Passes Att-Comp-Int	60-35-0	40-18-0
<b>TOTAL OFFENSE PLAYS-YARDS</b>	95-558	72-485
Fumble Returns-Yards	0-0	1-5
Punt Returns-Yards	2-9	5-47
Kickoff Returns-Yards	2-29	3-79
Interception Returns-Yards	0-0	0-0
Punts (Number-Avg)	9-46.2	9-46.8
Fumbles-Lost	2-1	0-0
Penalties-Yards	12-104	9-90
Possession Time	33:48	26:12
Third-Down Conversions	4 of 20	1 of 15
Fourth-Down Conversions	1 of 4	0 of 0
Red-Zone Scores-Chances	3-3	5-5
Sacks By: Number-Yards	0-0	3-17

**RUSHING:** Sam Houston State-Jackson, Kyran 15-66; Williams, Donovan 6-30; Williams, Alex 1-19; Schmid, Eric 5-17; Carter, Tonnell 2-21; Bowens, Dee 1-minus 1; TEAM 1-minus 2; Brock, Ty 4-minus 16. New Mexico-DAVIS, Ahmari 16-107; JONES, Sheriron 6-35; JONES, Javohn 3-11; GRIFFIN IV, Jay 1-2; LILLY, Elijah 1-1; VIGILANT, Daeon 1-minus 1; TEAM 3-minus 5; HUGHES, Brandt 1-minus 5.

**PASSING:** Sam Houston State-Brock, Ty 21-38-0-258; Schmid, Eric 14-21-0-185; Humphries, Ryan 0-1-0-0. New Mexico-HUGHES, Brandt 12-29-0-218; JONES, Sheriron 6-11-0-122.

**RECEIVING:** Sam Houston State-Bowens, Dee 9-130; Stewart, Nathan 6-71; Harvin, Chandle 5-68; Compton, Coree 4-29; Tibbs, Brennon 3-47; Adeyi, Ife 3-37; Brandom, Woody 1-32; Carter, Tonnell 1-13; Jackson, Kyran 1-8; Williams, Donovan 1-5; Williams, Alex 1-3. New Mexico-SOMOYE, Anu 3-62; MOLINA, Aaron 3-40; LILLY, Elijah 3-33; DAVIS, Ahmari 2-58; WILLIAMS, Marcus 2-46; GRIFFIN IV, Jay 2-36; KRESS, Jordan 1-47; DRENNAN, Q 1-9; UMEH, Anselm 1-9.

**INTERCEPTIONS:** Sam Houston State-None. New Mexico-None.

**FUMBLES:** Sam Houston State-Jackson, Kyran 1-0; Compton, Coree 1-1. New Mexico-None.

Sam Houston State (0-1) vs. New Mexico (1-0)  
 Date: Aug 31, 2019 • Site: Albuquerque, N.M. • Stadium: Dreamstyle Stadium  
 Attendance: 13749

Kickoff time: 4:02 pm • End of Game: 7:58 pm • Total elapsed time: 3:56  
 Officials: Referee: Gary Leeper; Umpire: Joseph Chisholm; Linesman: Bret Bascue;  
 Line judge: David Burge; Back judge: Krystle Apellan; Field judge: David Prather;  
 Side judge: J.B. Garza; Center judge: Cecil Harrison;  
 Temperature: 97F • Wind: 5 MPH • Weather: Sunny



**14** Game 2: 9/14/2019  
**66** South Bend, Ind.  
 Att: 77,622

**SOUTH BEND, Ind.** --- The No. 7 Notre Dame Fighting Irish showed exactly why they were in the College Football Playoff a year ago, throwing for 434 yards and scoring on six straight drives after a respectable start by UNM's defense as New Mexico was on the wrong end of a 66-14 loss in the home opener for the Fighting Irish.

The Lobos fell behind early after getting a stop on Notre Dame's opening drive, forcing a punt. UNM moved the ball from its own two to the 30-yard line, but on third and eight, Sheriron Jones had his pass deflected and in went right to Kyle Hamilton who returned it 34 yards for a touchdown.

From there, the Lobo defense was stout, forcing two more punts and allowing just a 1-yard touchdown on fourth-and-goal at the 11:47 mark of the second quarter. Notre Dame then moved well into the lead with three straight long scoring passes. First Avery Davis took a forward toss on a jet sweep for a 59-yard touchdown, and then Javon McKinley broke several tackles on a 65-yard pass. Chase Claypool also scored on a 37-yard touchdown.

UNM was hampered by three interceptions from Jones, who was 4-for-15 passing for 19 yards. He was replaced by Tevaka Tuioti in the second half, and Tuioti showed why he was the presumptive quarterback heading in to the season, moving UNM well, although UNM turned the ball over on downs at the Notre Dame 35-yard line on one drive, and suffered a fumble and a 28-yard loss on a field goal attempt when the snap sailed over holder Tyson Dyer's head.

UNM's major highlight came from the smallest guy on the field. Bryson Carroll, who led UNM in rushing with xx yards on just x carries, scampered for 47 yards and a touchdown with just 29 seconds left in the first half. It was Carroll's first career touchdown. In the fourth quarter, Bobby Cole scored on his first career touch, a brilliant 37-yard run to the corner of the end zone.

Tyson Dyer had a solid day punting the football, averaging 46.5 yards per punt with three inside the 20-yard line. He also had his first career rush, faking a punt and running two yards for a first down.

Score by Quarters	1	2	3	4	Total
New Mexico	0	7	0	7	14
Notre Dame	7	31	14	14	66

Qtr	Time	Scoring play
1st	10:09	ND - K. HAMILTON 34 yd interception return (J. DOERER kick)
	11:47	ND - I. BOOK 1 yd run (J. DOERER kick), 10-49 3:59
2nd	06:34	ND - A. DAVIS 59 yd pass from I. BOOK (J. DOERER kick), 1-59 0:10
	03:21	ND - J. MCKINLEY 65 yd pass from I. BOOK (J. DOERER kick), 2-80 0:28
	01:50	ND - C. CLAYPOOL 37 yd pass from I. BOOK (J. DOERER kick), 2-54 0:11
	00:29	NM - CARROLL, Bryson 47 yd run (SHELLEY, Andrew kick), 5-75 1:21
	00:00	ND - J. DOERER 36 yd field goal, 4-46 0:29
3rd	13:24	ND - C. FINKE 54 yd pass from I. BOOK (J. DOERER kick), 2-60 0:39
	07:19	ND - J. MCKINLEY 20 yd pass from I. BOOK (J. DOERER kick), 6-65 1:58
4th	14:25	ND - C. FLEMISTER 1 yd run (H. LEONARD kick), 9-58 4:01
	07:14	ND - B. LENZY 22 yd pass from B. CLARK (H. LEONARD kick), 10-88 3:49
	06:26	NM - COLE, Bobby 37 yd run (SHELLEY, Andrew kick), 2-75 0:48

	NM	ND
<b>FIRST DOWNS</b>	22	25
<b>RUSHES-YARDS (NET)</b>	46-212	38-157
<b>PASSING YDS (NET)</b>	151	434
Passes Att-Comp-Int	29-10-3	27-17-0
<b>TOTAL OFFENSE PLAYS-YARDS</b>	75-363	65-591
Fumble Returns-Yards	0-0	1-9
Punt Returns-Yards	2-2	2-17
Kickoff Returns-Yards	2-30	2-64
Interception Returns-Yards	0-0	3-36
Punts (Number-Avg)	6-46.5	4-40.8
Fumbles-Lost	1-1	0-0
Penalties-Yards	5-39	7-53
Possession Time	35:06	24:54
Third-Down Conversions	4 of 18	1 of 10
Fourth-Down Conversions	1 of 3	5 of 5
Red-Zone Scores-Chances	0-1	4-4
Sacks By: Number-Yards	1-7	0-0

**RUSHING:** New Mexico-CARROLL, Bryson 6-69; COLE, Bobby 1-37; JONES, Sheriron 8-23; DAVIS, Ahmari 9-22; VIGILANT, Daeon 3-19; MORAN, Kentrail 5-16; HALL, Trae 2-15; JONES, Javohn 5-15; JOHNSON, Lawrence 3-9; GRIFFIN IV, Jay 1-8; TUIOTI, Tevaka 1-5; DYER, Tyson 1-2; TEAM 1-minus 28. Notre Dame-I. BOOK 9-46; K. WILLIAMS 4-26; B. CLARK 4-24; P. JURKOVEC 3-17; T. JONES 6-17; B. LENZY 1-14; M. ASSAF 3-8; L. KEYS III 1-7; C. FLEMISTER 7-minus 2.

**PASSING:** New Mexico-JONES, Sheriron 4-15-3-19; TUIOTI, Tevaka 6-13-0-132; DRENNAN, Q 0-1-0-0. Notre Dame-I. BOOK 15-24-0-360; P. JURKOVEC 1-2-0-52; B. CLARK 1-1-0-22.

**RECEIVING:** New Mexico-GRIFFIN IV, Jay 3-27; MOLINA, Aaron 2-79; LILLY, Elijah 1-24; JONES, Jr., Jeffrey 1-8; CARROLL, Bryson 1-7; JONES, Javohn 1-6; VIGILANT, Daeon 1-0. Notre Dame-C. CLAYPOOL 4-96; J. MCKINLEY 2-85; B. LENZY 2-74; C. FINKE 2-57; L. KEYS III 2-20; A. DAVIS 1-59; T. TREMBLE 1-29; T. JONES 1-6; B. WRIGHT 1-5; K. WILLIAMS 1-3.

**INTERCEPTIONS:** New Mexico-None. Notre Dame-K. HAMILTON 1-34; J. ELLIOTT 1-2; S. CRAWFORD 1-0.

**FUMBLES:** New Mexico-TEAM 1-1. Notre Dame-None.

New Mexico (1-1) vs. Notre Dame (2-0)  
 Date: Sep 14, 2019 • Site: Notre Dame, IN • Stadium: Notre Dame Stadium  
 Attendance: 77622

Kickoff time: 2:42 pm • End of Game: 6:05 pm • Total elapsed time: 3:23  
 Officials: Referee: Jeff Maconaghy; Umpire: Mark Wilson; Linesman: Brian Perry;  
 Line judge: James Andrick; Back judge: Robert Luklan; Field judge: Ryan Flynn;  
 Side judge: George Liotus; Center judge: Sean Geraghty;  
 Temperature: 75 • Wind: W 9 mph • Weather: Sunny



**52** Game 3: 9/21/2019  
**Albuquerque, N.M.**  
**55** Att: 27,269

**ALBUQUERQUE, N.M.** --- In a game that at times defied logic, and featured brilliant plays after brilliant plays, it came down to a fourth down battle of wills, and New Mexico's will won out. Ahmari Davis leaped over a pile of linemen on fourth-and-inches with just over two minutes on the clock at the Aggie 37-yard line and picked up 17 yards to seal a wild 55-52 win for the Lobos. The win pushed UNM to 2-1 on the season and dropped New Mexico State to 0-4.

The game featured plenty of offense as the two teams combined for 107 points, the second-most ever in the rivalry (the record is 113 back in 1917), and the seventh-most in UNM history. The game was also Lobo Scorigami, as it was the first 55-52 game in the history of the program. UNM has now won two straight in the rivalry, and six of eight overall.

UNM found themselves down 38-34 in the third quarter when Josh Adkins slung a pass to Tony Nicholson for a 3-yard touchdown, Nicholson's second score of the game. It was one of three TD passes by Adkins, who also ran for three, becoming just the third quarterback in the FBS this season to rush for three scores and throw for three in the same game.

UNM went to work after that, methodically moving down the field on what ended up as a 12-play, 75-yard touchdown drive. The final 20 came from Jordan Kress, who caught his second touchdown of the game on a 20-yard pass from Tevaka Tuioti. It was one of three touchdowns for Tuioti, who threw for a career-high 355 yards.

After Kress made it 41-38, the Aggies had a chance to tie, but Devin Sanders blocked Dylan Brown's 44-yard field goal attempt, getting just enough of it to have it fall short. That play turned huge when Tuioti hit Cedric Patterson III on the sidelines, and he outraced everyone for his second career catch and first career touchdown. That made it 48-38, and after an errant third down snap forced New Mexico State to punt, UNM's offense went to work again. The key play on the drive was Tuioti hitting a free Elijah Lilly for 29 yards down to the 16-yard line.

After a fumble that Tuioti fell on, UNM got a break on a face mask penalty, and Daevon Vigilant made the Aggies pay with a 1-yard touchdown run to make it 55-38. However, New Mexico State didn't quit. It answered with a 4-yard pass to Jason Huntley with 7:37 to go, and then after an interception, Adkins scored his third rushing TD of the day with 5:22 left and it was 55-52.

UNM's offense wouldn't let the Aggies touch the football again. Tuioti twice kept the ball on zone reads for first downs of 18 and 11 yards, putting the ball across midfield. Bryson Carroll then rushed for four but lost nine on the next play, and UNM faced third-and-15 at midfield. Tuioti then faked a rush and hit Anselem Umeh, who stretched for what looked like a first down with just 2:12 to go, but the ball was ruled just short of the line to gain on a replay review.

Undaunted, acting coach Saga Tuitele went for it at the 37, and Davis leapt the line, and then rumbled to the 20-yard line. On the next play, needing one more first down to clinch the game, Davis got hit at the line and a veritable rugby scrum ensued. When it was finally over, Davis had 11 yards and a first down, and UNM had its 72nd Rio Grande Rivalry win.

UNM got on the board on the second play of the game when Jerick Reed II intercepted Adkins and returned it 43 yards for a touchdown. Reed was making his first career start.

NMSU scored twice to take a lead at 14-7, but UNM tied with when Davis scored from two yards out. The Lobos then matched every score for State. The Aggies got a 33-yard field goal, and UNM answered with an Andrew Shelley 48-yarder. NMSU scored to make it 24-17, but Kress tip-toed the sidelines for a 55-yard touchdown. UNM looked like it would have a 31-24 lead at the break when Davis scored with 1:07 to go, but NMSU went the length of the field, helped by a 53-yard catch and run to tie the game at 31-31 with two seconds left, setting up the wild finish.

Score by Quarters	1	2	3	4	Total
New Mexico State	17	14	7	14	52
New Mexico	14	17	17	7	55

#### Qtr Time Scoring play

1st	14:21	NM - REED II, Jerick 43 yd interception return (SHELLEY, Andrew kick)
	11:15	NMSU - Adkins, Josh 3 yd run (Brown, Dylan kick), 9-75 3:06
	04:36	NMSU - Huntley, Jason 2 yd run (Brown, Dylan kick), 12-75 4:28
	02:29	NM - DAVIS, Ahmari 2 yd run (SHELLEY, Andrew kick), 6-75 2:07
	00:35	NMSU - Brown, Dylan 33 yd field goal, 7-60 1:54
2nd	12:31	NM - SHELLEY, Andrew 48 yd field goal, 9-44 3:04
	09:32	NMSU - Adkins, Josh 1 yd run (Brown, Dylan kick), 11-75 2:59
	07:26	NM - KRESS, Jordan 55 yd pass from TUIOTI, Tevaka (SHELLEY, Andrew kick), 6-75 2:06
	01:07	NM - DAVIS, Ahmari 1 yd run (SHELLEY, Andrew kick), 6-65 2:02
	00:02	NMSU - Nicholson, Tony 11 yd pass from Adkins, Josh (Brown, Dylan kick), 5-75 1:05
3rd	11:25	NM - SHELLEY, Andrew 49 yd field goal, 9-51 3:31
	08:15	NMSU - Nicholson, Tony 3 yd pass from Adkins, Josh (Brown, Dylan kick), 9-69 3:08
	03:45	NM - KRESS, Jordan 20 yd pass from TUIOTI, Tevaka (SHELLEY, Andrew kick), 12-75 4:30
	01:02	NM - PATTERSON III Cedric 62 yd pass from TUIOTI, Tevaka (SHELLEY, Andrew kick), 4-73 1:47
4th	10:26	NM - VIGILANT, Daevon 1 yd run (SHELLEY, Andrew kick), 9-78 4:21
	07:37	NMSU - Huntley, Jason 4 yd pass from Adkins, Josh (Brown, Dylan kick), 10-75 2:49
	05:22	NMSU - Adkins, Josh 4 yd run (Brown, Dylan kick), 5-51 1:09

	NMSU	NM
<b>FIRST DOWNS</b>	29	27
<b>RUSHES-YARDS (NET)</b>	34-154	51-243
<b>PASSING YDS (NET)</b>	335	355
Passes Att-Comp-Int	47-30-1	28-16-1
<b>TOTAL OFFENSE PLAYS-YARDS</b>	81-489	79-598
Fumble Returns-Yards	0-0	0-0
Punt Returns-Yards	0-0	1-5
Kickoff Returns-Yards	2-98	2-36
Interception Returns-Yards	1-17	1-43
Punts (Number-Avg)	3-52.7	2-59.5
Fumbles-Lost	2-0	1-0
Penalties-Yards	7-56	9-80
Possession Time	26:54	33:06
Third-Down Conversions	8 of 14	8 of 15
Fourth-Down Conversions	1 of 1	1 of 1
Red-Zone Scores-Chances	8-8	4-5
Sacks By: Number-Yards	0-0	2-13

**RUSHING:** New Mexico State-Huntley, Jason 12-114; Adkins, Josh 15-32; Gibson, Christian 6-26; TEAM 1-minus 18. New Mexico-DAVIS, Ahmari 28-133; TUIOTI, Tevaka 7-59; CARROLL, Bryson 9-38; VIGILANT, Daevon 3-14; LILLY, Elijah 1-2; TEAM 3-minus 3.

**PASSING:** New Mexico State-Adkins, Josh 30-47-1-335. New Mexico-TUIOTI, Tevaka 16-28-1-355.

**RECEIVING:** New Mexico State-Nicholson, Tony 7-61; Clark, OJ 5-33; Mitchell, Naveon 4-105; Lottie, Isaiah 4-35; Downs III, Robert 3-45; Huntley, Jason 3-14; Abraham, Tevis 2-9; Gibson, Christian 1-19; Wyatt, Jared 1-14. New Mexico-KRESS, Jordan 3-122; UMEH, Anselem 3-42; LILLY, Elijah 3-38; WILLIAMS, Marcus 2-73; PATTERSON III Cedric 2-72; SOMOYE, Anu 1-5; CARROLL, Bryson 1-5; GRIFFIN IV, Jay 1-minus 2.

**INTERCEPTIONS:** New Mexico State-Perkins, Austin 1-17. New Mexico-REED II, Jerick 1-43.

**FUMBLES:** New Mexico State-TEAM 1-0; Gibson, Christian 1-0. New Mexico-TUIOTI, Tevaka 1-0.

New Mexico State (0-4) vs. New Mexico (2-1)  
 Date: Sep 21, 2019 • Site: Albuquerque, N.M. • Stadium: Dreamstyle Stadium  
 Attendance: 27269

Kickoff time: 2:38 pm • End of Game: 6:03 pm • Total elapsed time: 3:25  
 Officials: Referee: Eddy Shelton; Umpire: Scott Teifer; Linesman: Bradford Edwards;  
 Line judge: Quentin Givens; Back judge: Daniel Young; Field judge: Richard Almeroth;  
 Side judge: Fulton Carson; Center judge: Stacy Hardin;



**10** Game 4: 9/28/2019  
**Lynchburg, Va.**  
**17** Att: 17,101

**LYNCHBURG, Va.** --- After a wild offensive affair just a week ago, offense was at a premium on Saturday in Lynchburg, Virginia, and the Liberty Flames had just enough of it to top New Mexico 17-10 in front of 17,101 fans at Williams Stadium. The loss dropped UNM to 2-2 on the season, and it denied UNM its first 3-1 start in 12 years.

The Lobos looked to get on the board first after the defense turned in a fourth-down stop inside of Liberty territory, but Tevaka Tuioti, threw an interception (one of two) in the end zone on third down, ending UNM's scoring threat. UNM's defense held firm, bending but not really breaking, allowing just an Antonio Gandy-Golden touchdown on the final play of the first quarter, and a late play-action touchdown pass near the end of the second quarter.

Golden's first score came after a 51-yard catch set up the Flames inside the 10, and he caught a short 3-yard pass from Buckshot Calvert two plays later. Liberty's only other touchdown came after another long pass play set up Liberty inside the five, and this time Clavert threw a 2-yard pass with just 23 seconds left in the half.

UNM got a huge red zone stop early in the second quarter down 7-3 when Erin Austin chased down Liberty quarterback Buckshot Calvert as he was at the one-yard line and forced a fumble into the end zone, which was recovered by De'John Rogers for a touchback.

The Lobos got on the board on the strength of a season-long 52-yard field goal by Andrew Shelley, who got the kick-off after Tyson Dyer handled a low snap. The field goal was tied for the sixth-longest in UNM history. It wasn't the only big play for Dyer, who time and again punted UNM out of trouble, averaging 47.8 yards per punt, punting five times and pinning Liberty inside the 20 all five times.

UNM was down 17-3 after a field goal and drove inside the Liberty 45, but a pass from Tuioti to Anselem Umeh was high, and UNM had to punt. After a missed field goal, UNM again drove down the field, but Tuioti overthrew Jay Griffin IV for a second interception. UNM's defense continued to hold, giving UNM a chance to get back in the game, and UNM drove inside the 15-yard line but on fourth down from the 10 yards line needing eight yards for a first down, Tuioti rushed and got seven-and-half yards, turning the ball over on downs at the Liberty 3-yard line.

UNM eventually got the ball back in the final minutes and went the length of the field, with Tuioti hitting Aaron Molina for a 14-yard touchdown with 43 seconds left to make it 17-10. UNM then attempted an onside kick and the ball hung tantalizingly in the air but just before Jordan Kress could snag it, a Liberty receiver snatched it first to seal the game.

The Lobos now flip coasts on a short week to open conference play at San Jose State.

Score by Quarters	1	2	3	4	Total
New Mexico	0	3	0	7	10
Liberty	7	7	3	0	17

#### Qtr Time Scoring play

1st	00:00	LIB - GANDY-GOLDEN, A. 3 yd pass from CALVERT, S. (PROBERT, A. kick), 9-87 4:19
2nd	09:20	NM - SHELLEY, Andrew 52 yd field goal, 12-41 5:40
	00:23	LIB - JACKSON, J. 2 yd pass from CALVERT, S. (PROBERT, A. kick), 8-82 2:13
3rd	08:47	LIB - PROBERT, A. 42 yd field goal, 7-68 3:18
4th	00:43	NM - MOLINA, Aaron 14 yd pass from TUIOTI, Tevaka (SHELLEY, Andrew kick), 11-86 2:12

	NM	LIB
<b>FIRST DOWNS</b>	18	19
<b>RUSHES-YARDS (NET)</b>	43-223	31-160
<b>PASSING YDS (NET)</b>	139	306
Passes Att-Comp-Int	26-12-2	36-24-0
<b>TOTAL OFFENSE PLAYS-YARDS</b>	69-362	67-466
Fumble Returns-Yards	0-0	0-0
Punt Returns-Yards	1-2	2-14
Kickoff Returns-Yards	0-0	1-45
Interception Returns-Yards	0-0	2-23
Punts (Number-Avg)	5-47.8	4-43.2
Fumbles-Lost	0-0	1-1
Penalties-Yards	6-40	3-30
Possession Time	30:33	29:27
Third-Down Conversions	9 of 17	4 of 12
Fourth-Down Conversions	0 of 1	0 of 1
Red-Zone Scores-Chances	1-3	2-4
Sacks By: Number-Yards	0-0	2-6

**RUSHING:** New Mexico-DAVIS, Ahmari 18-99; CARROLL, Bryson 13-61; TUIOTI, Tevaka 7-57; VIGILANT, Daevon 3-5; GRIFFIN IV, Jay 1-2; TEAM 1-minus 1. Liberty-MACK, J. 14-95; HICKSON, F. 13-55; CALVERT, S. 2-14; Team 1-minus 1; ROBINSON, B. 1-minus 3.

**PASSING:** New Mexico-TUIOTI, Tevaka 12-26-2-139. Liberty-CALVERT, S. 24-36-0-306.


**RECEIVING:** New Mexico-WILLIAMS, Marcus 3-33; MOLINA, Aaron 2-28; GRIFFIN IV, Jay 2-28; DRENNAN, Q 2-24; PATTERSON III Cedric 1-22; LOGAN-GREENE, Eman 1-4; VIGILANT, Daevon 1-0. Liberty-GANDY-GOLDEN, A. 6-144; HICKSON, F. 5-32; SHAA, K. 5-21; STUBBS, DJ 3-28; FRITH, N. 1-53; FOUTZ, Z. 1-15; KING, Dam. 1-8; LOUIS, S. 1-3; JACKSON, J. 1-2.

**INTERCEPTIONS:** New Mexico-None. Liberty-BENTON, E. 1-23; FAULKS, J. 1-0.

**FUMBLES:** New Mexico-None. Liberty-CALVERT, S. 1-1.

New Mexico (2-2) vs. Liberty (3-2)  
 Date: 09-28-19 • Site: Lynchburg, Va. • Stadium: Williams Stadium  
 Attendance: 17101

Kickoff time: 6:06 PM • End of Game: 9:10 PM • Total elapsed time: 3:04  
 Officials: Referee: Jeff Flanagan; Umpire: Jim Eck; Linesman: Arthur Hardin;  
 Line judge: Kirk Lewis; Back judge: Gary Danciewicz; Field judge: Wayne Rundell;  
 Side judge: Jeffrey Shears; Center judge: Jon Baden;  
 Temperature: 78 • Wind: SW 5 mph • Weather: Partly cloudy



**21** Game 5: 10/4/2019  
**32** San Jose, Calif.  
 Att: 16,119

**SAN JOSE, Calif.** --- Sheriron Jones came off the bench and led a game effort for New Mexico, but the Lobos suffered five fumbles (losing two) and four interceptions, and that hurt any chances of a road win. UNM couldn't overcome a 26-0 deficit in losing 32-21 at San Jose State at CEFCU Stadium. The loss dropped New Mexico to 2-3 on the season and 0-1 in the conference.

San Jose State improved to 3-2 on the year and 1-1 in the Mountain West. New Mexico lost its Mountain West opener for the just the second time in the last five years.

The game started well for UNM as Erin Austin and De'John Rogers teamed up for a big play for the second straight week. UNM's Austin hit Josh Love when he went back to pass, forcing a fumble that Rogers recovered. UNM moved the ball inside the 15 but stalled, and Andrew Shelley missed from the far right hashmark from 29 yards, his first miss of the season.

That miss started a roll for the Spartans, a run that was keyed by several big yardage plays by San Jose State. The Spartans got a pair of long passes to set up a 9-yard touchdown by quarterback Nick Nash for a 6-0 lead, and UNM's Adebayo Soremekun blocked the extra point. After UNM blocked a field goal, San Jose State scored again when Bill Humphrey's caught a 5-yard pass from Josh Love to make it 13-0.

UNM drove the field after that and had a chance to get on the board, but Tevaka Tuioti threw an interception in the end zone, the first of UNM's six turnovers. On the next play, Love hit Bailey Gaither, who earlier had blocked a punt, and Gaither traversed 80 yards for a 20-0 lead.

UNM then suffered two turnovers inside the Lobo 25, the first by Bryson Carroll was at the Lobo 2-yard line, and the second was an interception by Sheriron Jones, but UNM's defense held twice, forcing a pair of Matt Mercurio field goals and it was 26-0 San Jose State.

UNM got on the board just before the half when Jones, who had a career-high 104 yards rushing, hit Jordan Kress at the front pylon for a 34-yard touchdown, making it 26-7 at the break.

UNM had a chance to cut the lead further early in the second half when UNM drove inside the 10, but Ahmari Davis fumbled on a second effort play, and UNM turned the ball over. UNM's defense held, and Sheriron Jones led a quick 60-yard, 4-play drive with a 4-yard touchdown run to make it 26-14 late in the third quarter.

However, San Jose State tacked on two more field goals, including a 49-yarder that followed a blocked kick that UNM seemingly would have scored a touchdown on, but the play was ruled dead due a false start by Mercurio. He also added a short field goal later in the quarter.

Jones didn't stop however, and he threw his second TD pass of the game, a 38-yarder on a scramble to Cedric Patterson III to make it 32-21, and UNM nearly recovered the pooch kick from Donovan Murphree at the Spartan 30-yard line. UNM got the stop it needed, but on a third-and-10 play, Jones dropped back and threw his third interception of the game, and UNM's fourth.

Score by Quarters	1	2	3	4	Total
New Mexico	0	7	7	7	21
San Jose State	6	20	0	6	32

#### Qtr Time Scoring play

1st	06:50	SJSU - NASH, Nick 9 yd run (MERCURIO, Matt kick blockd), 6-80 2:28
2nd	12:56	SJSU - HUMPHREYS, Bill 5 yd pass from LOVE, Josh (MERCURIO, Matt kick), 7-93 2:04
	08:42	SJSU - GAITHER, Bailey 80 yd pass from LOVE, Josh (MERCURIO, Matt kick), 1-80 0:12
	06:57	SJSU - MERCURIO, Matt 24 yd field goal, 4--5 1:28
	04:22	SJSU - MERCURIO, Matt 33 yd field goal, 4-9 1:48
	01:12	NM - KRESS, Jordan 34 yd pass from JONES, Sheriron (SHELLEY, Andrew kick), 6-75 3:08
3rd	03:11	NM - JONES, Sheriron 4 yd run (SHELLEY, Andrew kick), 4-60 1:22
4th	12:47	SJSU - MERCURIO, Matt 49 yd field goal, 6-33 2:04
	06:16	SJSU - MERCURIO, Matt 24 yd field goal, 11-52 5:57
	04:52	NM - PATTERSON III Cedric 38 yd pass from JONES, Sheriron (SHELLEY, Andrew kick), 3-66 1:18

	NM	SJSU
<b>FIRST DOWNS</b>	19	19
<b>RUSHES-YARDS (NET)</b>	41-238	34-52
<b>PASSING YDS (NET)</b>	161	412
Passes Att-Comp-Int	26-11-4	39-26-0
<b>TOTAL OFFENSE PLAYS-YARDS</b>	67-399	73-464
Fumble Returns-Yards	0-0	0-0
Punt Returns-Yards	2--2	3-4
Kickoff Returns-Yards	5-120	1-10
Interception Returns-Yards	0-0	4-24
Punts (Number-Avg)	4-41.2	5-40.4
Fumbles-Lost	5-2	1-1
Penalties-Yards	9-95	8-70
Possession Time	27:32	32:28
Third-Down Conversions	5 of 12	6 of 19
Fourth-Down Conversions	1 of 1	1 of 1
Red-Zone Scores-Chances	1-3	5-7
Sacks By: Number-Yards	3-26	0-0

**RUSHING:** New Mexico-JONES, Sheriron 11-104; DAVIS, Ahmari 22-96; CARROLL, Bryson 5-28; LOGAN-GREENE, Eman. 1-6; TUIOTI, Tevaka 2-4. San Jose State-NASH, Nick 9-29; PACKER, DeJon 7-26; NEVENS, Tyler 9-20; HOLINESS, Isaia 1-8; ROBINSON, Kaire 1-4; TEAM 3-minus 5; LOVE, Josh 4-minus 30.

**PASSING:** New Mexico-JONES, Sheriron 7-16-3-127; TUIOTI, Tevaka 4-10-1-34. San Jose State-LOVE, Josh 24-36-0-405; NASH, Nick 2-3-0-7.

**RECEIVING:** New Mexico-KRESS, Jordan 2-46; WILLIAMS, Marcus 2-38; DRENNAN, Q 2-15; PATTERSON III Cedric 1-38; GRIFFIN IV, Jay 1-10; DAVIS, Ahmari 1-5; UMEH, Anselem 1-5; JONES, Javohn 1-4. San Jose State-WALKER, Tre 7-130; PACKER, DeJon 3-74; FOLEY, Brett 3-25; HUMPHREYS, Bill 3-19; GAITHER, Bailey 2-90; BLACKWELL, JaQu 2-34; DEESE, Derrick 2-32; HAMILTON, Isaia 2-9; HOLINESS, Isaia 2-minus 1.

**INTERCEPTIONS:** New Mexico-None. San Jose State-EZELL, Brandon 2-10; TOLEFREE, Rico 1-14; SHELTON, Nehemi 1-0.

**FUMBLES:** New Mexico-DAVIS, Ahmari 2-1; JONES, Sheriron 2-0; CARROLL, Bryson 1-1. San Jose State-LOVE, Josh 1-1.

New Mexico (2-3,0-1) vs. San Jose State (3-2,1-1)  
 Date: Oct 04, 2019 • Site: San Jose, CA • Stadium: CEFCU Stadium  
 Attendance: 16119

Kickoff time: 7:02 pm • End of Game: 10:39 pm • Total elapsed time: 3:37  
 Officials: Referee: Scott Campbell; Umpire: Rick Podraza; Linesman: Doug Moore;  
 Line judge: Keith Garmond; Back judge: Terry White; Field judge: Matt Mills;  
 Side Judge: Mario Seneca; Center judge: Tyree Walton;  
 Temperature: 62F • Wind: 14mphNNW • Weather: Clear.  
 Replay - Jeff Hansen