



New Mexico vs. Air Force - Wednesday, Jan. 27, 2016 - 7:00 p.m. (MST) - Albuquerque, N.M.

2015-16 SCHEDULE

Date	Opponent	TV	Time/Score
11-3	CSU-Pueblo (Ex.)		W, 96-84
11-6	Rogers State (Ex.)		W, 80-69

11-13	Texas Southern	ROOT	W, 86-57
11-15	at New Mexico State	Fox Sports SW	W, 83-74

Mountain West-Missouri Valley Challenge

11-18	Loyola-Chicago	ROOT	W, 75-51
-------	----------------	------	----------

11-21	at USC	PAC12N	L, 90-82
11-25	Nicholls State	ROOT	W, 75-63
12-1	Oral Roberts	ROOT	W, 91-75
12-5	at Purdue	BTN	L, 70-58
12-12	Northern Iowa	ESPN3	W, 76-57
12-16	New Mexico State	ESPN3	W, 79-61
12-19	Rice	ROOT	L, 90-89

Hawaiian Airlines Diamond Head Classic

12-22	vs. Auburn	ESPNU	L, 83-78
12-23	vs. BYU	ESPNU	L, 96-66
12-25	vs. Washington State	ESPN3	L, 82-59

12-30	Nevada*	ROOT	W, 88-76
1-2	at Fresno State*	CBSSN	W, 77-62
1-9	Utah State*	ESPN3	W, 77-59
1-12	at UNLV*	CBSSN	L, 86-74
1-16	Wyoming*	CBSSN	L, 70-68
1-23	at San Jose State*	CI	W, 83-64
1-27	Air Force*	ROOT	7 p.m.
1-30	at Boise State*	ESPN3	3 p.m.
2-2	UNLV*	CBSSN	6 p.m.
2-6	at San Diego State*	CBSSN	1 p.m.
2-9	at Utah State*	CBSSN	8 p.m.
2-13	San Jose State*	ROOT	4 p.m.
2-17	Boise State*	CBSSN	8 p.m.
2-20	at Air Force*	ROOT	12 p.m.
2-23	at Colorado State*	CBSSN	8 p.m.
2-27	Fresno State*	ESPN2	TBA
3-1	San Diego State*	CBSSN	7:30 p.m.
3-5	at Nevada*	ROOT	7 p.m.

Mountain West Tournament

(Thomas & Mack Center - Las Vegas, Nev.)

3-9	Opening Round	MWN	TBA
3-10	Quarterfinals	CBSSN	TBA
3-11	Semifinals	CBSSN	TBA
3-12	Championship	CBS	TBA

BOLD Denotes Home Games

*Denotes Mountain West Game

All times are set to local tipoff

Game times are subject to change



NEW MEXICO

LOBOS

Record: 11-8 (4-2 MW)
Conference: Mountain West
Head Coach: Craig Neal (3rd Season)
Record at UNM: 53-31
Career Record: 53-31



AIR FORCE

FALCONS

Record: 10-10 (1-6 MW)
Conference: Mountain West
Head Coach: Dave Pilipovich (5th Season)
Record at AF: 56-65
Career Record: 56-65

Media Information

Tip-Off: 7:05 p.m. (MST)

TV: ROOT Sports
Marc Stout (Play-By-Play)
Dave Bollwinkel (Analyst)
Comcast: 261/814 (HD)
DISH: 414
DirecTV: 683

Radio: 770 AM Kkob
Robert Portnoy (Play-By-Play)
Hunter Greene (Analyst)

ESPN Deportes 1450 AM KRZY
Carlos Fourzan (Play-By-Play)
Ben Becerra (Analyst)

Stats: LoboStats.com

ABOUT THE MATCH-UP

- The Lobos and Falcons will meet for the 78th time in program history on Wednesday.
- The Lobos hold a record of 56-21 overall against Air Force in a series that dates back to Dec. 7, 1957. Eight games were played from 1957-71, with the rest coming from 1981-present.
- Air Force has not won a game inside WisePies Arena since Feb. 10, 2007, which was in the final season before the Neal/Alford era. The Lobos have eight straight wins at home against Air Force.
- Air Force has won the last two games in the series. First on Feb. 4, 2015 at Air Force, 59-53, then in the Mountain West Conference Tournament in Las Vegas, Nev. on March 11, 2015, 68-61. Prior to those defeats, New Mexico had won 15 of the last 16 games from 2008-January of 2015.
- Air Force enters the game at 10-10 on the season and 1-6 in Mountain West Conference play. The Falcons are currently on a six-game losing streak, having not won since their league-opening game against San Jose State. They defeated the Spartans, 64-57.
- Dave Pilipovich enters his fifth season as head coach of the Falcons. He is one of only two coaches ever at the Academy to post two conference home winning records in a season. He previously served as the program's associate head coach.

NEW MEXICO PROBABLE STARTERS

Pos.	No.	Name	PPG	RPG	APG	SPEC.
G	3	Jordan Hunter (Fr., 5-11, Beaumont, Texas)	2.6	1.1	1.2	1st start vs SJSU
G	4	Elijah Brown (R-So., 6-4, Orange County, Calif.)	19.9	5.8	2.8	2x MW POW
C	11	Obij Aget (Jr., 7-1, Juba, South Sudan)	7.9	6.3	0.3	9.7 ppg in MW
G/F	20	Sam Logwood (So., 6-7, Indianapolis, Ind.)	5.7	4.0	1.8	50.6% Effective FG%
F	32	Tim Williams (R-Jr., 6-8, Flossmoor, Ill.)	16.4	7.5	1.3	MW Leader in FG%

NEW MEXICO PROBABLE RESERVES

Pos.	No.	Name	PPG	RPG	APG	PREV.
G/F	14	Dane Kuiper (Fr., 6-7, Wasilla, Alaska)	1.5	1.1	0.8	Corona del Sol HS
G	21	Xavier Adams (So., 6-4, Flower Mound, Texas)	4.1	2.1	0.9	Edward S. Marcus HS
G	22	Connor Joy (Sr., 6-4, Rehoboth, N.M.)	3.0	0.0	0.0	Rehoboth Christian
F	23	Joe Furstinger (So., 6-9, Rancho Santa Margarita, Calif.)	2.1	2.0	0.4	Santa Margarita Catholic HS
G	25	Tim Jacobs (Sr., 6-0, Las Cruces, New Mexico)	1.1	1.4	1.6	Cochise College
G	30	Adam Cumber (R-Fr., 6-2, Albuquerque, N.M.)	0.0	0.0	0.0	Sandia HS
G	31	Anthony Mathis (Fr., 6-3, West Linn, Ore.)	1.6	0.4	0.4	West Linn HS
F	34	Michael Nesbitt (Sr., 6-7, Evansville, Ind.)	0.0	0.0	0.0	Missouri S&T

MW STANDINGS

Place	School	MW	Overall
1st	San Diego State	7-0	14-6
2nd	Boise State	6-1	15-5
3rd	New Mexico	4-2	11-8
4th	Fresno State	4-3	13-7
4th	Nevada	4-3	12-7
6th	Colorado State	3-3	11-8
7th	UNLV	3-4	12-8
8th	Utah State	3-5	11-8
8th	Wyoming	3-5	10-11
10th	Air Force	1-6	10-10
11th	San Jose State	1-7	6-14

MW PRESEASON POLL

Place	School (1st Place Votes)	Points
1	San Diego State (22)	272
2	Boise State (2)	234
3	Utah State	190
4	UNLV	185
5	Fresno State (1)	182
6	New Mexico	164
7	Colorado State	144
8	Wyoming	101
9	Nevada	97
10	Air Force	51
11	San José State	30

BY THE NUMBERS

Statistic	All Games	MW Games
Scoring:	77.1	77.8
Scoring Defense:	71.9	69.5
Scoring Margin:	5.2	8.3
Field Goal %:	47.4%	48.6%
Def. Field Goal %:	41.4%	38.7%
3-Point FG %:	36.5%	39.4%
Def. 3-Point FG %:	31.1%	25.7%
Free Throw %:	72.4%	72.3%
Rebounding:	37.4	40.2
Reb. Margin:	4.7	7.3
Assists:	14.9	14.5
Turnover Margin:	-2.2	-4.2
Asst/TO Ratio:	1.0	0.9
Steals:	6.1	7.0
Blocks:	4.3	4.7

NEW MEXICO GAME NOTES

LAST TIME OUT

The University of New Mexico men's basketball team (11-8, 4-2 MW) earned its fourth Mountain West Conference victory Saturday, defeating the San Jose State Spartans (6-14, 1-7 MW) on the road, 83-64. The Lobos were led by a combined 55 points from Elijah Brown and Tim Williams. Brown scored a career-high tying 33 points on 10-for-15 shooting, 4-for-5 from 3-point range. He was also perfect from the free throw line at 9-for-9 and recorded six rebounds and two steals. Williams logged 22 points on 10-for-19 shooting with a team-best 10 rebounds, earning his fourth double-double this season. Dane Kuiper secured a career-day, recording 11 points, four rebounds and four assists, a team-best mark. He also had two blocks and a steal. Overall, the Lobos shot 54.5 percent (30-for-55) from the floor and a season-best 70 percent (7-for-10) from 3-point range. The Lobos also shot 72.7 percent (16-for-22) from the foul line. On defense, New Mexico held the Spartans to 37.5 percent (21-for-56) shooting, 33 percent (7-for-21) from deep. The Lobos outrebounded the Spartans, 39-29, with 12 offensive rebounds.

COACHES VS. CANCER

Wednesday's game is New Mexico's lone home game during the National Association of Basketball Coaches' 2016 Coaches vs. Cancer Week. The mission of the week is to increase cancer awareness and promote healthy living among students, faculty, school staff, fans, and the community at large, through year-round awareness efforts, fundraising activities and advocacy programs. The Lobo staff will participate in Suits and Sneakers, which is a national Coaches vs. Cancer event that is designed to raise awareness about the fight against cancer and the American Cancer Society. The fight against cancer is an important cause for the New Mexico program, as the Lobos host events throughout the year to raise funds for the UNM Comprehensive Cancer Center and UNM Hospitals. Associate head coach Chris Harriman, whose son was diagnosed with lymphoblastic leukemia at age two, helped UNM host a Be The Match Marrow Registration event back in October.

SECOND HALF DEFENSE AT SJSU

The Lobos' 83-64 win over San Jose State was the team's biggest win on the road against the Spartans. Although the Lobos led for a majority of the game, its lockdown defense in the second half was the boon to the team leading by as much as 26 points. From the 9:22 mark until the final 20 seconds, the Spartans were held without a field goal. The home team was 0-for-8 in that stretch of time. Earlier in the first half, the Lobos nearly held the Spartans scoreless for a five minute span.

CAREER DAYS FOR BROWN AND KUIPER

The Lobos' win on the road Saturday marked career days for both sophomore Elijah Brown and freshman Dane Kuiper. Brown tied his career-high of 33 points on 10-for-15 shooting, hitting the mark in under 30 minutes of play. His biggest shot came in the first half on a 3-pointer that capped a 12-0 run and forced a San Jose State time out. Kuiper filled up the box score, making and taking more shots than he ever had in his career at 3-for-4. In a career-high 28 minutes, he set new bench marks with 11 points, four rebounds, four assists and two blocks.

NEAR RECORD 3-POINT PERFORMANCE

New Mexico shot a season-best 70 percent (7-for-10) from 3-point range on Saturday, their best mark of the season and best percentage since 2014. Brown and Kuiper combined to shoot 6-for-8. At one point, the Lobos had made 6-for-7 shots, flirting with the program record for 3-point percentage in a game. The record was set on Dec. 15, 2007 against Texas Tech, when the Lobos shot 81.8 percent (9-for-11). The program record in a conference game was set against TCU on Jan. 24, 2009 when the Lobos shot 7-for-9.

HAPPY ANNIVERSARY RUBEN DOUGLAS

13 years ago from Wednesday, Ruben Douglas scored 40 points in a 102-99 shootout victory over UNLV. The game started a streak of five straight 30 point scoring efforts from Douglas. It's the best streak of 30-point games in history. He finished that season leading the nation in scoring at 27.9 points per game, becoming the only Lobo to lead the nation in scoring. He finished his career with 1,782 points scored, ranking sixth all time.

NEW MEXICO GAME NOTES

WILLIAMS AT 58%

New Mexico forward Tim Williams is having one of the most efficient offensive seasons in Lobo basketball history. Williams is currently shooting 58% from the floor on 132-of-227 shooting. He currently leads all eligible players in the Mountain West Conference. In Lobo history, only seven players have finished the season shooting 60 percent or better with at least three field goal attempts per game, a mark Tim Williams is in range of. Williams is taking almost 12 attempts per game and still maintaining a high percentage. Historically, only Luc Longley (.656, 349 attempts) in 1990-91 and Charlie Thomas (.622, 365 attempts) have shot over 60 percent for a season and taken at least 300 shots.

BIG O IN CONFERENCE

Obij Aget has taken a noticeable leap since the start of Mountain West Conference play and has been a key contributor. In six league games, Aget is scoring 9.7 points per game on 66 percent shooting (27-for-41). He's scoring three more points per game than he did prior to the conference slate and taking almost twice as many attempts. Against San Jose State, Aget was perfect from the floor for the sixth time this year. On the glass, Aget is averaging nearly eight rebounds per game after finishing nonconference play with a 5.8 rebounding average. Aget pulls down over three offensive rebounds per game, more than any other Lobo. In conference play, Aget has recorded a team-best nine blocks, four more than any other player.

BALANCED SCORING

New Mexico has attacked conference opponents with a balanced scoring effort offensively through six games. In four of the six games played, the Lobos have had at least four double-digit scorers. In two games, the first in the win against Nevada and Saturday's tight loss to Wyoming, the Lobos had five scorers in double figures. This is a change from the norm in the three years of the Craig Neal era. Prior to the Nevada win, the last time the Lobos had five scorers in double figures came on Jan. 18, 2014 against Fresno State. Since Neal took over the program prior to the 2013-14 championship season, the Lobos have only had five double-digit scorers in a game four times, with that total being doubled in the last five games.

PACKED PIT

New Mexico basketball is currently on track to finish in the national top 25 in attendance average for the 50th straight year. 10 games have been played in WisePies Arena, where the Lobos rank 21st in the country and first in the Mountain West in attendance at 12,913 fans a game. The Lobos average 500 more fans a game than second-place San Diego State. The Lobos are No. 2 in the nation in average attendance outside of the Big East and Power 5 schools.

STRONGEST DECADE EVER

Now on the backside of the decade, the Lobos will be playing for their best decade of basketball in program history over the next handful of seasons. New Mexico is 132-57 this decade, holding a winning percentage of .698 from 2010-present. Head coach Craig Neal has been the head coach or associate head coach of New Mexico for that entire time. The Lobos have never had a winning percentage of .700 or higher in any decade, a mark they are one game in range of. From 2000-10, the Lobos were .556 prior to the beginning of the Neal/Alford era and finished at .615. Below is a list of records by decade:

1900-10	15-10.....	.600	1960-70.....	158-103.....	.605
1910-20	34-15.....	.694	1970-80.....	169-107.....	.612
1920-30	86-39.....	.688	1980-90.....	188-131.....	.589
1930-40	102-116468	1990-00.....	220-97.....	.694
1940-50	99-115.....	.463	2000-10.....	195-122.....	.615
1950-60	71-160.....	.307	2010-pr.....	132-57.....	.698

KEN POM.COM

As of 1-25-2016

Category	Offense	Defense	D-I Avg
Adj. Efficiency	105.2 141	99.2 90	103.3
Adj. Tempo	73.0 40		69.5
Avg. Poss. Length	16.5 98	16.2 29	17.2
Four Factors			
Effective FG%:	52.5 67	47.4 90	49.7
Turnover %:	21.2 320	18.2 182	18.4
Off. Reb. %:	31.6 119	28.7 112	30.1
FTA/FGA:	41.1 77	38.3 207	36.6
Miscellaneous Components			
3P%:	36.5 94	31.1 36	34.6
2P%:	51.7 64	48.0 155	48.5
FT%:	72.4 78	66.8 59	69.5
Block%:	10.0 234	11.6 68	9.2
Steal%:	10.8 326	8.3 210	8.7
Style Components			
3PA/FGA:	28.0 314	38.6 284	35.2
A/FGM:	55.3 106	55.7 247	52.8
Defensive Fingerprint:		Inconclusive	
Point Distribution (% of total points)			
3-Pointers:	22.7 308	29.9 144	29.3
2-Pointers:	55.2 54	48.9 228	50.4
Free Throws:	22.1 102	21.2 142	20.4
Strength of Schedule			
Components:	103.1 206	102.5 136	103.3
Overall:	.5161 174		.5000
Non-conference:	.5160 177		.5000
Personnel			
Bench Minutes:	28.2% 298		33.0%
Experience:	1.25 yrs 307		1.70
Effective Height:	+4.0 14		0.0
Average Height:	78.5" 16		76.8"

USA TODAY COACHES POLL

(As of 1-25-2016)

Place	School (1st Place Votes)	Record
1	North Carolina	18-2
2	Oklahoma	16-2
3	Kansas	16-3
4	Iowa	16-3
5	Texas A&M	17-2
6	Villanova	17-3
7	Maryland	17-3
8	Xavier	17-2
9	West Virginia	16-3
10	Providence	17-3
11	Michigan St.	17-4
12	Virginia	15-4
13	Miami (Fla.)	15-3
14	Louisville	16-3
15	Arizona	16-4
16	Iowa St.	15-4
17	Indiana	17-3
18	Baylor	15-4
19	Kentucky	15-4
20	Duke	15-5
21	Purdue	17-4
22	South Carolina	17-2
23	Pittsburgh	16-3
24	Oregon	16-4
25	Wichita St.	14-5

Others receiving votes: Dayton 49; Saint Mary's 31; Clemson 30; Notre Dame 20; Gonzaga 17; Butler 15; Southern California 14; Connecticut 11; California 10; Michigan 10; Washington 7; Valparaiso 6; Virginia Commonwealth 6; LSU 6; Arkansas-Little Rock 5; Alabama at Birmingham 4; Utah 4; Monmouth 3; Texas 3; St. Joseph's 2; Oregon State 1.

HEAD-TO-HEAD HISTORY

Date	Winner	Score	Location
1-9-07	Air Force	65-57	Air Force
2-10-07	Air Force	60-51	Albuquerque
1-19-08	New Mexico	59-54	Albuquerque
2-20-08	New Mexico	68-51	Air Force
1-10-09	New Mexico	78-53	Albuquerque
2-11-09	New Mexico	76-66	Air Force
1-20-10	New Mexico	73-50	Air Force
2-20-10	New Mexico	59-56	Albuquerque
3-11-10	New Mexico	75-69	Las Vegas
2-1-11	New Mexico	75-61	Air Force
3-5-11	New Mexico	66-61	Albuquerque
1-31-12	New Mexico	81-42	Air Force
2-29-12	New Mexico	86-56	Albuquerque
3-8-12	New Mexico	79-64	Las Vegas
2-6-13	New Mexico	81-58	Albuquerque
3-9-13	Air Force	89-88	Air Force
3-5-14	New Mexico	80-52	Albuquerque
1-14-15	New Mexico	60-48	Albuquerque
2-4-15	Air Force	59-53	Air Force
3-11-15	Air Force	68-61	Las Vegas

Last 20 games of the series listed above.

New Mexico leads Air Force in the all-time series, 56-21.

THE PIT IN THE MW ERA

Year	Avg. Attendance (NCAA Rank)	MW Rank
1999-00	16,443 (8th)	1st
2000-01	16,418 (8th)	1st
2001-02	16,426 (7th)	1st
2002-03	15,186 (12th)	1st
2003-04	14,679 (15th)	2nd
2004-05	14,309 (14th)	1st
2005-06	13,387 (21st)	1st
2006-07	12,853 (23rd)	1st
2007-08	14,361 (18th)	1st
2008-09	13,994 (17th)	1st
2009-10	13,595 (22nd)	2nd
2010-11	14,570 (16th)	2nd
2011-12	14,455 (16th)	2nd
2012-13	15,022 (16th)	2nd
2013-14	15,212 (16th)	1st
2014-15	14,571 (18th)	1st

*The \$60 million dollar renovation to The Pit added a suite level and lowered the maxium capacity from 18,018 to 15,411 starting with the 2010-11 season.

LOBOS IN THE NBA

NBA Team	Name (Years as a Lobo)
Chicago Bulls:	Tony Snell (2010-13) Cameron Bairstow (2010-14)

NEW MEXICO GAME NOTES

EFFECTIVE SHOOTING

As a team, the Lobos currently lead the Mountain West in field goal percentage at 47.4 percent shooting a game. They are currently 40th in the nation in field goal percentage, with less than 50 teams shooting 47 percent or better. The Lobos are led by a starting front court of Tim Williams and Obij Aget, who are combining to shoot 61 percent from the floor. The starting backcourt of Elijah Brown and Cullen Neal combine for a mark of 41 percent shooting. The Lobo bench has combined to shoot 42 percent from the floor as a group.

PREMIER DEFENSE

The Lobos have been playing at an increased pace and shooting at a high clip, but their defense overall has been productive. In the first three games, the Lobos held their opponents scoreless for at least a five minute stretch in each first half. They nearly reached that mark again in the first half against San Jose State. Currently, the Lobos are second in the Mountain West in field goal defense in conference play at 38.7 percent. Their 3-point field goal defense in conference also ranks second in the league at 25.7 percent, holding opponents to 37-of-144 from deep.

REBOUNDING IN THE PIT

WisePies Arena has been a historically treacherous environment for visiting teams, and this season has been no different. The Lobos are 8-2 inside WisePies Arena this season, with their losses coming by a total of three points. Of all the areas in which the Lobos have dominated at home, rebounding may be the most significant. The Lobos are averaging 39.1 rebounds per game at home with a rebounding margin of +8.9, an 11 rebound swing from when the Lobos play away from Albuquerque. The Lobos average 10.2 offensive rebounds per game inside The Pit. Tim Williams has averaged 7.9 rebounds per game at home, 2.3 on the offensive end.

STATISTICAL RANKINGS

ESPN has New Mexico ranked 95th in the country in their BPI ranks, fourth among Mountain West Conference teams. The Lobos are 140th in RPI.

The Lobos are currently predicted by KenPom.com to finish three games away from the MW conference title. The Lobos are ranked 106th by their system.

BROWN AT THE LINE

Elijah Brown ended a run of 31 straight made free throws, after shooting perfect for three games and making his last five shots against Washington State. The run was 21 short of the program record of 52 consecutive made free throws, set by Rob Robbins in 1989-90. He restarted a new run, going a perfect 9-for-9 against San Jose State. Overall this year, Brown ranks 23th in the nation with 110 free throws made, 48th with 127 free throws attempted and 33rd with an 86.6 percent free throw percentage.

GUARDING THE 3

Early on this season, the Lobos were among the nation's best perimeter defensive teams. In Mountain West play, the Lobos have held opponents to 25.7 percent shooting from 3-point range, giving up 37 treys on 144 attempts. In the conference opener, New Mexico held Nevada to 26.7 percent (4-for-15) shooting from outside. On the road at Fresno State, the Lobos locked the Bulldogs down to 5.6 percent (1-for-18) from outside. Marvelle Harris, the MW Preseason Player of the Year, was held to 1-for-8 shooting from distance, 5-for-19 overall. Utah State took 29 3-point attempts trying to climb back into the game, but only made six. The Lobos held UNLV to 23.3 percent shooting from outside, which, remarkably hurt the Lobos' shooting defense in conference. On Saturday, the Lobos continued to play great defense from beyond the arc and held the Spartans to seven makes on 21 attempts.

THE 2015-16 NEW MEXICO LOBOS

No.	Name	Pos	Height	Weight	Year	Previous School	Hometown
0	J.J. N’Ganga	C	6-10	240	Sr.	N. Oklahoma - Townaka	Aubervilliers, France
1	Cullen Neal	G	6-5	195	R-So.	Eldorado HS	Albuquerque, N.M.
3	Jordan Hunter	G	5-11	180	Fr.	Ozen HS	Beaumont, Texas
4	Elijah Brown	G	6-4	200	R-So.	Butler University	Orange County, Calif.
11	Obij Aget	C	7-1	220	Jr.	La Lumiere HS (Ind.)	Juba, South Sudan
12	Devon Williams	F	6-8	210	R-Jr.	Woodrow Wilson HS	Dallas, Texas
14	Dane Kuiper	G/F	6-7	200	Fr.	Corona del Sol HS (Ariz.)	Wasilla, Alaska
20	Sam Logwood	G/F	6-7	210	So.	La Lumiere HS (Ind.)	Indianapolis, Ind.
21	Xavier Adams	G	6-4	205	So.	Edwards S. Marcus HS	Flower Mound, Texas
22	Connor Joy*	G	6-4	195	Sr.	Rehoboth Christian	Rehoboth, N.M.
23	Joe Furstinger	F	6-9	215	So.	Santa Margarita Catholic HS	Rancho Santa Margarita, Calif.
25	Tim Jacobs*	G	6-0	200	Sr.	Cochise College (Ariz.)	Las Cruces, N.M.
30	Adam Cumber*	G	6-2	185	R-Fr.	Sandia HS	Albuquerque, M.M.
31	Anthony Mathis	G	6-2	170	Fr.	West Linn HS	West Linn, Ore.
32	Tim Williams	F	6-8	240	R-Jr.	Samford University	Flossmoor, Ill.
34	Michael Nesbitt*	F	6-7	220	Sr.	Missouri S&T	Evansville, Ind.

* Indicates a walk-on

Head Coach: Craig Neal (3rd Season -- Georgia Tech ‘88)

Associate Head Coach: Chris Harriman

Assistant Coaches: Alan Huss and Terrence Rencher

Director of Operations: Cody Hopkins

Athletic Trainer: Corey DeBarbrie

Video Coordinator: Ben Sanders

Strength and Conditioning Coach: Jeremy Anderson

BY CLASS

(16 Total)

Seniors: (4)

Juniors: (3)

Sophomores: (5)

Freshmen: (4)

BY POSITION

(16 Total)

Centers: (2)

Forwards: (3)

Guard/Forwards: (2)

Guards: (9)

BY HEIGHT

7’1”

Obij Aget

6’10”

J.J. N’Ganga

6’9”

Joe Furstinger

6’8”

Devon Williams

Tim Williams

6’7”

Sam Logwood

Dane Kuiper

Michael Nesbitt

6’5”

Cullen Neal

6’4”

Xavier Adams

Elijah Brown

Connor Joy

6’2”

Anthony Mathis

Adam Cumber

6’0”

Tim Jacobs

5’11”

Jordan Hunter

ALPHABETICAL ROSTER

No.	Name	Pos	Height	Weight	Year
21	Xavier Adams	G	6-4	205	Sophomore
11	Obij Aget	C	7-1	220	Junior
4	Elijah Brown	G	6-4	200	RS-Sophomore
30	Adam Cumber	G	6-2	185	RS-Freshman
23	Joe Furstinger	F	6-9	215	Sophomore
3	Jordan Hunter	G	5-11	180	Freshman
25	Tim Jacobs	G	6-0	200	Senior
22	Connor Joy	G	6-4	195	Senior
14	Dane Kuiper	G/F	6-7	200	Freshman
20	Sam Logwood	G/F	6-7	210	Sophomore
31	Anthony Mathis	G	6-2	170	Freshman
0	J.J. N’Ganga	C	6-10	240	Senior
1	Cullen Neal	G	6-5	195	RS-Sophomore
34	Michael Nesbitt	F	6-7	220	Senior
12	Devon Williams	F	6-8	210	RS-Junior
32	Tim Williams	F	6-8	240	RS-Junior

PRONUNCIATIONS

Name	Pronunciation
Obij Aget	O-BOTCH Ah-Jet
J.J. N’Ganga	J.J. N-GONE-GAH
Devon Williams	DEVIN
Joe Furstinger	Joe FUR-Sting-er
Dane Kuiper	KI-pur

HEAD COACH CRAIG NEAL



Craig Neal

Head Coach - 3rd Season

(2015-16) 11-8 (Career) 53-31 (.631)

NOTEWORTHY :

- Earned the nickname "Noodles" for wiry build as a high school player
- Spent nine seasons as a member of Steve Alford's staffs at Iowa and New Mexico
- Coached under NBA legend Lenny Wilkens for three seasons with the Raptors
- Spent nearly a decade as a NBA assistant coach and scout with Toronto
- Still holds Georgia Tech records for career assists (659) and assists in a game (19).

PLAYING EXPERIENCE

1988-95 - NBA and CBA Career

- *Drafted by Portland in the 1988 NBA Draft
- *Played for Blazers, Heat and Nuggets
- *Fort Wayne Fury Player and Coach in 1994-95

1984-88 - Georgia Tech

- *Played for Bobby Cremins
- *Member of Elite Eight and Sweet 16 teams
- *Graduated with career assist record (659)

1980-83 - Washington High School (Washington, Ind.)

- *All-American & member of Indiana All-Star Team
- *Coached by his father, Stan Neal
- *Played against Steve Alford

COACHING EXPERIENCE

Head Coach:

2013-Present - New Mexico (42-23)

Associate Head Coach:

2007-13 - New Mexico (NCAA)

Assistant Coach:

2004-07 - Iowa (NCAA)

2000-03 - Toronto Raptors (NBA)

THE FAMOUS CHERRY BLAZER

The cherry blazer has become a symbol with New Mexico basketball. Given to coaches at their introductory press conferences, it makes appearances throughout the season at crucial games.

- Craig Neal is 8-1 when wearing the cherry blazer
 - Nov. 9, 2013 vs. Alabama A&M (W, 88-52)
 - Jan. 21, 2014 vs. Boise State (W, 84-75)
 - Feb. 22, 2014 vs. #6 San Diego State (W, 58-44)
 - Mar. 5, 2014 vs. Air Force (W, 80-52)
-
- Nov. 14, 2014 vs. Idaho State (W, 79-55)
- Jan. 3, 2015 vs. #24 Colorado State (W, 66-53)
- Feb. 17, 2015 vs. #25 San Diego State (L, 46-63)
- March 7, 2015 vs. Wyoming (W, 52-49)
-
- Nov. 13, 2015 vs. Texas Southern (W, 86-57)

THE NEAL ERA AT NEW MEXICO

- Became first-ever rookie Lobo head coach to lead New Mexico to a NCAA Tournament appearance
- Led UNM to the 2014 Mountain West Tournament championship, which made New Mexico the first program in MW history to win three-straight conference tournaments
- Guided four Lobos to All-Mountain West honors in 2013-14, which included first team selections Cam Bairstow and Kendall Williams. Williams and Alex Kirk were MW All-Defensive Team selections as well.
- The 27 wins in 2013-14 mark the most wins by a rookie coach in Lobo history. It is tied for the fifth most wins by a first-year Division I head coach since 2000.
- Was named a finalist for a pair of national coaching honors: the Joe B. Hall Award as the nation's top rookie coach, and the Jim Phelan Award for national coach of the year.
- Led the MW with seven academic all-conference selections in 2014-15, a program record. He has had 13 honorees in two seasons
- Had three members from 2013-14 roster sign professional contracts; Kendall Williams (Italy), Cam Bairstow (NBA) and Alex Kirk (NBA)
- The team grade point average in year one of the Neal era was the highest in eight years.
- Signed a new contract in July of 2014 to stay at New Mexico through 2020
- Became the second-fastest coach in program history to 40 wins (53 games)
- The father of a Lobo family. His oldest son, Cullen, is a sophomore guard the Lobos. Younger son, Dalton, is a member of the ROTC program at New Mexico.

2015-16 SEASON STATS

Overall record: 11-8 Conf: 4-2 Home: 8-2 Away: 3-3 Neutral: 0-3

##	Player	gp-gs	min	avg	Total		3-Point		F-Throw		Rebounds				pf	dq	a	to	blk	stl	pts	avg
					fg-fga	fg%	3fg-fga	3fg%	ft-fga	ft%	off	def	tot	avg								
04	BROWN, Elijah	19-17	612	32.2	112-243	.461	45-117	.385	110-127	.866	12	99	111	5.8	43	0	53	51	1	20	379	19.9
32	WILLIAMS, Tim	19-19	614	32.3	132-227	.581	0-0	.000	47-71	.662	44	99	143	7.5	44	1	24	27	20	12	311	16.4
01	NEAL, Cullen	18-18	550	30.6	83-227	.366	37-102	.363	57-79	.722	4	47	51	2.8	48	2	76	65	0	16	260	14.4
11	AGET, Obij	19-19	461	24.3	63-93	.677	0-0	.000	24-35	.686	48	72	120	6.3	57	2	6	31	27	5	150	7.9
20	LOGWOOD, Sam	19-19	464	24.4	39-88	.443	11-25	.440	20-39	.513	23	53	76	4.0	48	1	35	34	6	14	109	5.7
21	ADAMS, Xavier	19-2	230	12.1	25-55	.455	2-12	.167	26-39	.667	18	21	39	2.1	43	0	18	17	6	7	78	4.1
22	JOY, Connor	1-0	1	1.0	1-1	1.000	1-1	1.000	0-0	.000	0	0	0	0.0	1	0	0	1	0	0	3	3.0
03	HUNTER, Jordan	18-1	163	9.1	18-36	.500	6-15	.400	4-6	.667	1	18	19	1.1	11	0	21	16	1	8	46	2.6
23	FURSTINGER, Joe	19-0	240	12.6	12-37	.324	0-1	.000	16-25	.640	11	27	38	2.0	43	0	8	12	16	14	40	2.1
12	WILLIAMS, Devon	2-0	28	14.0	0-1	.000	0-0	.000	4-6	.667	0	3	3	1.5	4	0	0	1	0	1	4	2.0
33	SCEKIC, Nikola	10-0	75	7.5	8-15	.533	0-0	.000	1-1	1.000	3	5	8	0.8	15	0	1	7	0	1	17	1.7
31	MATHIS, Anthony	19-0	121	6.4	10-31	.323	6-23	.261	5-6	.833	1	7	8	0.4	22	0	8	9	0	6	31	1.6
14	KUIPER, Dane	12-0	89	7.4	6-17	.353	2-6	.333	4-5	.800	1	12	13	1.1	9	0	9	7	3	4	18	1.5
25	JACOBS, Tim	16-0	147	9.2	6-13	.462	1-1	1.000	5-7	.714	2	20	22	1.4	15	0	25	14	1	8	18	1.1
30	CUMBER, Adam	1-0	1	1.0	0-0	.000	0-0	.000	0-0	.000	0	0	0	0.0	0	0	0	0	0	0	0	0.0
34	NESBITT, Michael	3-0	4	1.3	0-2	.000	0-1	.000	0-0	.000	0	0	0	0.0	0	0	0	0	0	0	0	0.0
Team											23	36	59		2		5					
Total.....		19	3800		515-1086	.474	111-304	.365	323-446	.724	191	519	710	37.4	405	6	284	297	81	116	1464	77.1
Opponents.....		19	3800		470-1134	.414	136-438	.311	290-434	.668	209	413	622	32.7	400	-	263	254	78	150	1366	71.9

TEAM STATISTICS			NM	OPP	Date	Opponent	Score	Att.
SCORING			1464	1366	11/13/15	TEXAS SOUTHERN	w 86-57	12269
Points per game			77.1	71.9	11/15/15	at New Mexico State	w 83-74	6796
Scoring margin			+5.2	-	11/18/15	LOYOLA-CHICAGO	w 75-51	11951
FIELD GOALS-ATT			515-1086	470-1134	11/21/15	at USC	L 82-90	2943
Field goal pct			.474	.414	11/25/15	NICHOLLS STATE	w 75-63	12383
3 POINT FG-ATT			111-304	136-438	12/1/15	ORAL ROBERTS	w 91-75	11585
3-point FG pct			.365	.311	12/05/15	at Purdue	L 58-70	14221
3-pt FG made per game			5.8	7.2	12/12/15	NORTHERN IOWA	w 76-57	13154
FREE THROWS-ATT			323-446	290-434	12/16/15	NEW MEXICO STATE	w 79-61	15362
Free throw pct			.724	.668	12/19/15	RICE	L 89-90	12507
F-Throws made per game			17.0	15.3	12-22-15	vs Auburn	L 78-83	0
REBOUNDS			710	622	12-23-15	vs BYU	L 66-96	0
Rebounds per game			37.4	32.7	12-25-15	vs Washington State	L 59-82	0
Rebounding margin			+4.6	-	* 12/30/15	NEVADA	w 88-76	13247
ASSISTS			284	263	* 01/02/16	at Fresno State	w 77-62	6881
Assists per game			14.9	13.8	* 01/09/16	UTAH STATE	w 77-59	13476
TURNOVERS			297	254	* 01/12/16	at UNLV	L 74-86	11377
Turnovers per game			15.6	13.4	* 1/16/16	WYOMING	L 68-70	13196
Turnover margin			-2.3	-	* 1/23/16	at San José State	w 83-64	1633
Assist/turnover ratio			1.0	1.0				
STEALS			116	150				
Steals per game			6.1	7.9				
BLOCKS			81	78				
Blocks per game			4.3	4.1				
ATTENDANCE			129130	43851				
Home games-Avg/Game			10-12913	6-7308				
Neutral site-Avg/Game			-	3-0				

* = Conference game

Score by Periods	1st	2nd	Totals
New Mexico	727	737	1464
Opponents	625	741	1366

2015-16 CONFERENCE STATS

RECORD:	OVERALL	HOME	AWAY	NEUTRAL
ALL GAMES	4-2	2-1	2-1	0-0
CONFERENCE	4-2	2-1	2-1	0-0
NON-CONFERENCE	0-0	0-0	0-0	0-0

##	Player	gp-gs	min	avg	Total		3-Point		F-Throw		Rebounds				pf	dq	a	to	blk	stl	pts	avg
					fg-fga	fg%	3fg-fga	3fg%	ft-fga	ft%	off	def	tot	avg								
04	BROWN, Elijah	6-4	184	30.7	36-70	.514	12-27	.444	40-44	.909	3	32	35	5.8	16	0	15	19	0	7	124	20.7
32	WILLIAMS, Tim	6-6	201	33.5	41-72	.569	0-0	.000	19-29	.655	14	32	46	7.7	19	1	8	8	5	4	101	16.8
01	NEAL, Cullen	5-5	169	33.8	20-57	.351	9-28	.321	27-38	.711	3	14	17	3.4	12	0	19	20	0	6	76	15.2
11	AGET, Obj	6-6	156	26.0	27-41	.659	0-0	.000	4-7	.571	18	27	45	7.5	19	0	2	10	9	3	58	9.7
21	ADAMS, Xavier	6-2	82	13.7	12-22	.545	0-2	.000	13-20	.650	6	5	11	1.8	16	0	7	9	5	2	37	6.2
20	LOGWOOD, Sam	6-6	151	25.2	12-30	.400	2-4	.500	8-16	.500	8	17	25	4.2	17	0	14	11	1	4	34	5.7
14	KUIPER, Dane	3-0	47	15.7	4-8	.500	2-4	.500	3-3	1.000	1	7	8	2.7	4	0	5	5	2	3	13	4.3
03	HUNTER, Jordan	6-1	58	9.7	6-11	.545	2-3	.667	0-0	.000	1	7	8	1.3	6	0	8	6	0	5	14	2.3
25	JACOBS, Tim	4-0	50	12.5	2-6	.333	0-0	.000	0-0	.000	0	9	9	2.3	5	0	3	7	0	2	4	1.0
31	MATHIS, Anthony	6-0	35	5.8	1-3	.333	1-2	.500	0-0	.000	1	2	3	0.5	10	0	1	3	0	2	3	0.5
23	FURSTINGER, Joe	6-0	64	10.7	1-11	.091	0-0	.000	1-2	.500	5	8	13	2.2	8	0	5	3	6	4	3	0.5
34	NESBITT, Michael	2-0	3	1.5	0-2	.000	0-1	.000	0-0	.000	0	0	0	0.0	0	0	0	0	0	0	0	0.0
Team											8	13	21		1			1				
Total.....		6	1200		162-333	.486	28-71	.394	115-159	.723	68	173	241	40.2	133	1	87	102	28	42	467	77.8
Opponents.....		6	1200		142-367	.387	37-144	.257	96-148	.649	78	119	197	32.8	141	-	70	77	29	58	417	69.5

TEAM STATISTICS	NM	OPP	Date	Opponent	Score	Att.
SCORING	467	417	* 12/30/15	NEVADA	w 88-76	13247
Points per game	77.8	69.5	* 01/02/16	at Fresno State	w 77-62	6881
Scoring margin	+8.3	-	* 01/09/16	UTAH STATE	w 77-59	13476
FIELD GOALS-ATT	162-333	142-367	* 01/12/16	at UNLV	L 74-86	11377
Field goal pct	.486	.387	* 1/16/16	WYOMING	L 68-70	13196
3 POINT FG-ATT	28-71	37-144	* 1/23/16	at San José State	w 83-64	1633
3-point FG pct	.394	.257				
3-pt FG made per game	4.7	6.2				
FREE THROWS-ATT	115-159	96-148				
Free throw pct	.723	.649				
F-Throws made per game	19.2	16.0				
REBOUNDS	241	197				
Rebounds per game	40.2	32.8				
Rebounding margin	+7.3	-				
ASSISTS	87	70				
Assists per game	14.5	11.7				
TURNOVERS	102	77				
Turnovers per game	17.0	12.8				
Turnover margin	-4.2	-				
Assist/turnover ratio	0.9	0.9				
STEALS	42	58				
Steals per game	7.0	9.7				
BLOCKS	28	29				
Blocks per game	4.7	4.8				
ATTENDANCE	39919	19891				
Home games-Avg/Game	3-13306	3-6630				
Neutral site-Avg/Game	-	0-0				

* = Conference game

Score by Periods	1st	2nd	Totals
New Mexico	224	243	467
Opponents	173	244	417

2015-16 SEASON EXTENDED STATS

THE STAT CREW SYSTEM New Mexico Extended Season Box Score (as of Jan 25, 2016) All games

RECORD:	OVERALL	HOME	AWAY	NEUTRAL
ALL GAMES	11-8	8-2	3-3	0-3
CONFERENCE	4-2	2-1	2-1	0-0
NON-CONFERENCE	7-6	6-1	1-2	0-3

##	Player	gp-gs	min	avg	Total	fg%	3-Point	3fg%	F-Throw	ft%	Rebounds			avg	pf	dq	a	a/g	to	to/g	a/to	blk	blk/g	stl	stl/g	pts	avg
					fg-fga		3fg-fga		ft-fth		off	def	tot														
04	BROWN, Elijah	19-17	612	32.2	112-243	.461	45-117	.385	110-127	.866	12	99	111	5.8	43	0	53	2.79	51	2.68	1.04	1	0.05	20	1.05	379	19.9
32	WILLIAMS, Tim	19-19	614	32.3	132-227	.581	0-0	.000	47-71	.662	44	99	143	7.5	44	1	24	1.26	27	1.42	0.89	20	1.05	12	0.63	311	16.4
01	NEAL, Cullen	18-18	550	30.6	83-227	.366	37-102	.363	57-79	.722	4	47	51	2.8	48	2	76	4.22	65	3.61	1.17	0	0.00	16	0.89	260	14.4
11	AGET, Obj	19-19	461	24.3	63-93	.677	0-0	.000	24-35	.686	48	72	120	6.3	57	2	6	0.32	31	1.63	0.19	27	1.42	5	0.26	150	7.9
20	LOGWOOD, Sam	19-19	464	24.4	39-88	.443	11-25	.440	20-39	.513	23	53	76	4.0	48	1	35	1.84	34	1.79	1.03	6	0.32	14	0.74	109	5.7
21	ADAMS, Xavier	19-2	230	12.1	25-55	.455	2-12	.167	26-39	.667	18	21	39	2.1	43	0	18	0.95	17	0.89	1.06	6	0.32	7	0.37	78	4.1
22	JOY, Connor	1-0	1	1.0	1-1	1.000	1-1	1.000	0-0	.000	0	0	0	0.0	1	0	0	0.00	1	1.00	0.00	0	0.00	0	0.00	3	3.0
03	HUNTER, Jordan	18-1	163	9.1	18-36	.500	6-15	.400	4-6	.667	1	18	19	1.1	11	0	21	1.17	16	0.89	1.31	1	0.06	8	0.44	46	2.6
23	FURSTINGER, Joe	19-0	240	12.6	12-37	.324	0-1	.000	16-25	.640	11	27	38	2.0	43	0	8	0.42	12	0.63	0.67	16	0.84	14	0.74	40	2.1
12	WILLIAMS, Devon	2-0	28	14.0	0-1	.000	0-0	.000	4-6	.667	0	3	3	1.5	4	0	0	0.00	1	0.50	0.00	0	0.00	1	0.50	4	2.0
33	SCEKIC, Nikola	10-0	75	7.5	8-15	.533	0-0	.000	1-1	1.000	3	5	8	0.8	15	0	1	0.10	7	0.70	0.14	0	0.00	1	0.10	17	1.7
31	MATHIS, Anthony	19-0	121	6.4	10-31	.323	6-23	.261	5-6	.833	1	7	8	0.4	22	0	8	0.42	9	0.47	0.89	0	0.00	6	0.32	31	1.6
14	KUIPER, Dane	12-0	89	7.4	6-17	.353	2-6	.333	4-5	.800	1	12	13	1.1	9	0	9	0.75	7	0.58	1.29	3	0.25	4	0.33	18	1.5
25	JACOBS, Tim	16-0	147	9.2	6-13	.462	1-1	1.000	5-7	.714	2	20	22	1.4	15	0	25	1.56	14	0.88	1.79	1	0.06	8	0.50	18	1.1
30	CUMBER, Adam	1-0	1	1.0	0-0	.000	0-0	.000	0-0	.000	0	0	0	0.0	0	0	0	0.00	0	0.00	0.00	0	0.00	0	0.00	0	0.0
34	NESBITT, Michael	3-0	4	1.3	0-2	.000	0-1	.000	0-0	.000	0	0	0	0.0	0	0	0	0.00	0	0.00	0.00	0	0.00	0	0.00	0	0.0
Total.....		19	3800		515-1086	.474	111-304	.365	323-446	.724	191	519	710	37.4	405	6	284	14.95	297	15.63	0.96	81	4.26	116	6.11	1464	77.1
Opponents.....		19	3800		470-1134	.414	136-438	.311	290-434	.668	209	413	622	32.7	400	-	263	13.84	254	13.37	1.04	78	4.11	150	7.89	1366	71.9

Score by Periods	1st	2nd	Totals
New Mexico	727	737	1464
Opponents	625	741	1366

2015-16 SEASON METRICS

##	Player	Min	AST%	EFG%	TS%	Usg%	DRB%	ORB%	TRB%
21	ADAMS, Xavier	230	13.8	.473	.540	18.7	9.5	9.8	9.7
11	AGET, Obj	461	2.4	.677	.692	14.6	16.3	13.1	14.9
04	BROWN, Elijah	612	17.5	.553	.634	27.5	16.9	2.5	10.3
30	CUMBER, Adam	1	0.0	.000	.000	0.0	0.0	0.0	0.0
23	FURSTINGER, Joe	240	5.3	.324	.417	12.0	11.7	5.8	9.0
03	HUNTER, Jordan	163	22.7	.583	.595	16.1	11.5	0.8	6.7
25	JACOBS, Tim	147	26.7	.500	.560	9.8	14.2	1.7	8.5
22	JOY, Connor	1	0.0	1.500	1.500	96.2	0.0	0.0	0.0
14	KUIPER, Dane	89	16.6	.412	.469	14.2	14.1	1.4	8.3
20	LOGWOOD, Sam	464	12.7	.506	.518	14.4	11.9	6.2	9.3
31	MATHIS, Anthony	121	11.1	.419	.461	17.0	6.0	1.0	3.8
01	NEAL, Cullen	550	26.2	.447	.497	28.6	8.9	0.9	5.3
34	NESBITT, Michael	4	0.0	.000	.000	24.1	0.0	0.0	0.0
33	SCEKIC, Nikola	75	2.3	.533	.551	14.4	7.0	5.0	6.1
12	WILLIAMS, Devon	28	0.0	.000	.549	8.0	11.2	0.0	6.1
32	WILLIAMS, Tim	614	8.4	.581	.602	22.4	16.8	9.0	13.3

Estimated possessions: 1395.9
Team offensive rating (ORtg): 104.9
Team defensive rating (DRtg): 97.9

AST% - An estimate of the pct of teammate field goals assisted while on the floor
EFG% - Effective FG% (adjusts to include additional points from 3FGs)
TS% - True Shooting% (takes into account field goals, 3-point field goals, and free throws)
Usg% - An estimate of the pct of team plays used while on the floor
DRB% - An estimate of the pct of available defensive rebounds grabbed while on the floor
ORB% - An estimate of the pct of available offensive rebounds grabbed while on the floor
TRB% - An estimate of the pct of all available rebounds grabbed while on the floor

INSIDE THE NUMBERS

SINGLE GAME HIGHS

New Mexico

Points: 33 - (2x) Last time Elijah Brown at San Jose State (1-25-16)
FG Made: 12 - Tim Williams at USC (11-21-15)
FG Att: 21 - Tim Williams at USC (11-21-15)
FG %*: .875 - Tim Williams vs. Texas Southern (11-13-15)
3FG Made: 6 - Elijah Brown vs. Auburn (12-22-15)
3FG Att: 12 - Elijah Brown at USC (11-21-15)
FT Made: 15 - Elijah Brown vs. Nevada (12-30-15)
FT Att: 15 - Elijah Brown vs. Nevada (12-30-15)
FT %*: 100% (15-15) - Elijah Brown vs. Nevada (12-30-15)
Rebounds: 15 - Tim Williams at USC (11-21-15)
Assists: 9 - Cullen Neal vs. New Mexico State (12-16-15)
Steals: 4 - Cullen Neal, vs. Utah State (1-9-16)
Blocks: 5 - Obij Aget vs. Rice (12-19-15)

*Minimum eight attempts

Opponents

Points: 41 - Chase Fischer, BYU (12-23-15)
FG Made: 12 - Chase Fischer, BYU (12-23-15)
FG Att: 21 - (3x) Last Time Chase Fischer, BYU (12-23-15)
FG %*: .778 - Ike Ireogbu, Washington State (12-25-15)
3FG Made: 9 - Chase Fischer, BYU (12-23-15)
3FG Att: 15 - (2x) Last Time Chase Fischer, BYU (12-23-15)
FT Made: 10 - Marqueze Coleman, Nevada (12-30-15)
FT Att: 13 - (3x) Last Time Brandon Clarke at San Jose State (1-25-16)
FT %*: 88.9% - Chase Fischer, BYU (12-23-15)
Rebounds: 15- Stephen Zimmerman, Jr., UNLV (1-12-16)
Assists: 11 - Ike Ireogbu, Washington State (12-25-15)
Steals: 5 - (3x) Last Time Cullen Russo, Fresno State (1-2-16)
Blocks: 5 - Chimenzie Metu, USC (11-21-15)

*Minimum eight attempts

NEW MEXICO'S RECORD WHEN...

Scenario	Record
Leading at the half:	11-2
Trailing at the half:	0-6
Tied at the half:	
Outrebounding opponent:	10-4
Outrebounded by opponent:	1-4
Commit more turnovers than opponent:	7-6
Commit less turnovers than opponent:	4-0
Commit more than 10 turnovers:	11-6
Commit less than 10 turnovers:	
When shooting 50.0% or higher:	6-1
When shooting less than 50.0%:	5-7
Overtime games:	
More bench points than opponent:	4-2
Inside The Pit:	8-2
On the Road:	3-3
At a neutral site:	0-3
Against ranked teams:	0-1
In cherry jerseys:	3-5
In silver jerseys:	2-1
In white jerseys:	4-2
In camo jerseys:	1-0
In turquoise jerseys:	1-0
In anthracite jerseys:	
In pink jerseys:	
In November:	4-1
In December:	4-5
In January:	3-2
In February:	
In March:	
When UNM scores less than 50 points:	
When UNM scores 50-60 points:	0-2
When UNM scores 60-70 points:	0-2
When UNM scores 70-80 points:	6-2
When UNM scores 80+ points:	5-2

SCORING MARGIN BREAKDOWN

Total	1	2	3	4	5	6	7	8	9	10	11-15	16-20	21+
Win	0	0	0	0	0	0	0	0	1	0	3	5	2
Loss	1	1	0	0	1	0	0	1	0	0	2	0	2

CHARTING THE NUMBERS

	Season	Career
Double-Digit Scoring Games		
Elijah Brown	18 (10-8)	18 (10-8)
Cullen Neal	15 (8-7)	26 (19-7)
Tim Williams	16 (10-6)	16 (10-6)
Obij Aget	6 (2-4)	14 (6-8)
Sam Logwood	3 (2-1)	9 (5-4)
Xavier Adams	2 (1-1)	3 (1-2)
Jordan Hunter	1 (0-1)	1 (0-1)
Dane Kuiper	1 (1-0)	1 (1-0)
Devon Williams		7 (5-2)
20-Point Games		
Elijah Brown	9 (5-4)	9 (5-4)
Tim Williams	7 (5-2)	7 (5-2)
Cullen Neal	4 (3-1)	7 (6-1)
Scoring Leaders		
Elijah Brown	11 (6-5)	11 (6-5)
Tim Williams	5 (2-3)	5 (2-3)
Cullen Neal	3 (3-0)	7 (7-0)
Obij Aget		4 (1-3)
Sam Logwood		2 (2-0)
Devon Williams		2 (1-1)
10+ Rebound Games		
Tim Williams	4 (3-1)	4 (3-1)
Obij Aget	3 (2-1)	7 (3-4)
Elijah Brown	1 (0-1)	1 (0-1)
Devon Williams		1 (0-1)
Rebounding Leaders		
Tim Williams	9 (4-5)	9 (4-5)
Obij Aget	6 (5-1)	18 (8-9)
Elijah Brown	5 (3-2)	5 (3-2)
Sam Logwood	1 (1-0)	2 (2-0)
Devon Williams		2 (1-1)
J.J. N'Ganga		2 (1-1)
Tim Jacobs		2 (1-1)
Joe Furstinger		1 (0-1)
Double-Doubles		
Tim Williams	4 (3-1)	4 (3-1)
Obij Aget	3 (2-1)	7 (3-4)
Elijah Brown	1 (0-1)	1 (0-1)
Devon Williams		1 (0-1)
Assist Leaders		
Cullen Neal	14 (9-5)	17 (12-5)
Elijah Brown	5 (4-1)	5 (4-1)
Sam Logwood	3 (0-3)	5 (1-4)
Tim Jacobs	1 (0-1)	13 (5-8)
Tim Williams	1 (1-0)	1 (1-0)
Joe Furstinger	1 (0-1)	1 (0-1)
Dane Kuiper	1 (1-0)	1 (1-0)
Devon Williams		1 (0-1)

* () Team's record in those games

* Game highs include games when tied with another player

THE LAST TIME IT HAPPENED

NEW MEXICO

As A Team:

Scored 100 Points: 109 - Charleston Southern (11-17-13)
Scored 90-99 Points: 91 - Oral Roberts (12-1-15)
Scored 80-89 Points: 83 - at San Jose State (1-26-16)
Scored Less Than 50 Points: 46 - San Diego State (2-17-15)
Scored Less Than 40 Points: 34 - at #25 San Diego State (1-26-13)
Won By 30 Points: W, 88-52 - Alabama A&M (11-17-13)
Won By 20 Points: W, 75-51 - Loyola-Chicago (11-18-15)
Lost By 20-29 Points: L, 59-82 - vs. Washington State (12-25-15)
Lost By 30 Points: L, 96-66 - vs. BYU (12-23-15)
Shot 65% Or Better: 69.2% (27-39) - at Air Force (1-15-05)
Shot 60% Or Better: 61.7% (29-47) - Loyola-Chicago (11-18-15)
Shot Less Than 35%: 30.9% (17-55) - San Diego State (2-17-15)
Shot Less Than 30%: 29.8% (14-47) at San Diego State (1-6-15)
Shot 60% 3FG Or Better: 70% (7-10) - at San Jose State (1-26-16)
Shot Less Than 30% 3FG: 14.3% (1-7) - Wyoming (1-16-16)
Made 10 Three-Pointers: 10 (of 22) - vs. Auburn (12-22-15)
Shot 85% On Free Throws: 95.7% (22-23) - New Mexico State (11-15-15)
Shot Less Than 50% On FTs: 45.5% (5-11) - at Air Force (3-9-13)
Had 50 Rebounds: 58 - vs. UAB (11-21-13)
Had 20 Offensive Rebounds: 23 - at USC (11-21-15)
Had 20 Assists: 22 - Rice (12-19-15)
Had 20 Turnovers: 24 - at Fresno State (1-2-16)
Had Less Than 10 Turnovers: 9 - UNLV (2-21-15)
Had 10 Steals: 10 - Utah State (1-9-16)
Had 10 Blocks: 12 - vs. UMass (11-22-13)
Had Two or More 20-Point Scorers: at San Jose State (1-26-16)

Had 6 Double-Digit Scorers: Elijah Brown (33) & Tim Williams (22)
Had 5 Double-Digit Scorers: North Dakota (1-7-12)
Had No Double-Digit Scorers: Wyoming (1-16-16)
Had Two 10+ Rebounders: at San Diego State (1-6-15)
at USC (11-21-15)
Tim Williams (15) & Obij Aget (11)

Scored 50 Points In 1st Half: 52 - Oral Roberts (12-1-15)
Scored 50 Points In 2nd Half: 51 - at USC (11-21-15)
Scored 20 Or Fewer Points In 1st Half: 17 - Wyoming (3-7-15)
Scored 20 Or Fewer Points In 2nd Half: 15 - at #25 San Diego State (1-26-13)
Failed To Make a 3FG: (0-10) - vs. Washington State (12-25-15)
Defeated a Ranked Team: W, 66-53 vs. #24/#24 Colorado State (1-3-15)
Lost To a Ranked Team: L, 70-58 at #11/#11 Purdue (12-5-15)
Won an OT Game: W, 52-49 vs. Wyoming (3-7-15)
Lost an OT Game: L, 63-66 at Nevada (2-14-15)
Won a 2OT Game: W, 97-94 vs. UAB (11-21-13)
Lost a 2OT Game: L, 73-76 at Dayton (1-1-10)
Won a 3OT Game: W, 104-99, Fresno State (3-8-96)
Lost a 3OT Game: Never

As An Individual:

Had a Triple-Double: Luc Longley (17 pts, 14 rebs, 10 assts)
vs. Penn State (3-28-90)
Had a Double-Double (Pts/Reb): Tim Williams (22 pts & 10 rebs)
at San Jose State (1-26-16)
Had a Double-Double (Pts/Asst): Kendall Williams (11 pts & 10 assts)
at Nevada (3-2-14)
Scored 20+ Pts with 10+ Rebs: Tim Williams (22 pts & 10 rebs)
at San Jose State (1-26-16)
Scored 30 Points: Elijah Brown (33) at San Jose State (1-26-16)
Scored 30 Points (MW Only): Elijah Brown (33) at San Jose State (1-26-16)
Scored 20 Points: Tim Williams (22) at San Jose State (1-26-16)
Scored 20 Points (MW Only): Tim Williams (22) at San Jose State (1-26-16)
Had 20 Rebounds: Drew Gordon (20) UNLV (2-18-12)
Had 15 Rebounds: Tim Williams (15) at USC (11-21-15)
Had 10 Assists: Kendall Williams (10) at Nevada (3-2-14)
Had 5 Steals: Demetrius Walker (5) Montana (12-20-11)
Had 5 Blocks: Obij Aget (5) vs. Rice (12-19-15)

VERSUS NEW MEXICO

As A Team:

Scored 100 Points: 103 - New Mexico State (12-5-06)
Scored 90 Points: 96 - vs. BYU (12-23-15)
Scored 80-89 Points: 86 - at UNLV (1-12-16)
Scored Less Than 50 Points: 49 - Wyoming (3-7-15)
Scored Less Than 40 Points: 38 - Wyoming (2-11-12)
Shot 50% Or Better: 54.2% (32-59) - vs. Washington State (12-25-15)
Shot Less Than 35%: 34.3% (23-67) - Utah State (1-9-16)
Shot Less Than 30%: 25.0% (13-52) - San Jose State (1-31-15)
Shot 50% 3FG Or Better: 55% (11-20) - vs. Washington State (12-25-15)
Shot Less Than 20% 3FG: 5.6% (1-18) - at Fresno State (1-2-16)
Made 10 Three-Pointers: 12 (of 31) - Wyoming (1-16-16)
Shot 75% On Free Throws: 81.8% (27-33) - at UNLV (1-12-16)
Shot Less Than 50% On FT's: 47.4% (9-19) - at Fresno State (1-2-16)
Had 50 Rebounds: 51 - at Purdue (12-5-15)
Had 20 Offensive Rebounds: 21 - at Fresno State (1-2-16)
Had 20 Assists: 27 - vs. Washington State (12-25-15)
Had 20 Turnovers: 21 - vs. BYU (12-23-15)
Had Less Than 10 Turnovers: 7 - at UNLV (1-12-16)
Had 10 Steals: 10 - at San Jose State (1-26-16)
Had 10 Blocks: 11 - at USC (11-21-15)
Had 30-Point and 20-Point Scorers: vs. BYU (12-23-15)
Chase Fischer (41) & Nick Emory (20)

Had Two or More 20-Point Scorers:

vs. Auburn (12-22-15)
Kareem Canty (27) & T.J. Dunans (20)
Had 6 Double-Digit Scorers: TCU (2-25-12)
Had 5 Double-Digit Scorers: at UNLV (1-12-16)
Had No Double-Digit Scorers: ULM (12-13-14)
Had Two 10+ Rebounders: USC (11-30-14)
Darion Clark (11) & Nikola Jovanovic (16)

Scored 50+ Points In 1st Half: 50 - UTEP (12-3-06)
Scored 50+ Points In 2nd Half: 52 - at UNLV (1-12-16)
Scored 20 Or Less Points In 1st Half: 18 - Utah State (1-9-16)
Scored 20 Or Less In 2nd Half: 19 - New Mexico State (12-3-14)
Scored 15 Or Less Points In 1st Half: 14 - Wyoming (3-7-15)
Failed To Make a 3FG: (0-7) - New Mexico State (12-16-15)

As An Individual:

Had a Double-Double (Pts/Reb): Stephen Zimmerman, Jr. (15 pts & 15 rebs)
at UNLV (1-12-16)
Had a Double-Double (Pts/Asst): Ike Iroegbu (17 pts & 11 assts)
vs. Washington State (12-25-15)
Had 20+ Points & 10+ Rebounds: Shevon Thompson (21 pts & 19 rebs)
George Mason (11-21-14)

Scored 30+ Points in Back-to-Back Games Vs. UNM: Derrick Marks
Boise State
31 points (1-18-15) & 30 points (2-24-15)
Scored 30 Points: Josh Adams (38) - Wyoming (1-16-16)
Scored 30 Points (MW Only): Josh Adams (38) - Wyoming (1-16-16)
Scored 20 Points: Josh Adams (38) - Wyoming (1-16-16)
Scored 20 Points (MW Only): Josh Adams (38) - Wyoming (1-16-16)
Had 20 Rebounds: Ryan Watkins (22) - Boise State (1-21-14)
Had 15 Rebounds: Stephen Zimmerma, Jr. (15) - at UNLV (1-12-16)
Had 10 Assists: Ike Iroegbu (11) - Washington State (12-25-15)
Had 5 Steals: Cullen Russo (5) - at Fresno State (1-2-16)
Had 5 Blocks: Chimezie Metu (5) - at USC (11-21-15)

WISEPIES ARENA AKA THE PIT



WHAT THEY ARE SAYING

"What a terrific atmosphere for college basketball. Great building... Great history... 18,000 screaming fans. It's big time college hoops, baby!"
- Dick Vitale, ESPN

"I consider the game we played in Albuquerque in 1978 one of the most exciting of my career. The Pit is the toughest place to play because of their tremendous atmosphere."
-Jim Boeheim, Syracuse head coach

"When you go into a place like The Pit, there will be challenge different from a regular road game. The crowd can dictate the tempo and momentum. The Pit crowd forces you to be patient."
-Lute Olsen, former Arizona head coach

"A mile high but 37 feet underground, the Pit in Albuquerque has been the site of many mind-blowing college basketball games, including North Carolina State's upset of Houston in '83 and just about any New Mexico home game. The noise created by fans, which has been measured at 125 decibels -- the pain threshold for the human ear is 130 -- is a palpable force."
-Sports Illustrated

- Voted one of "The Top Five Loudest, Most Intimidating Places to Play" by NCAA.com
- Ranked in the top 20 sporting venues of the 20th century by Sports Illustrated
- USA Today ranked The Pit in its "Ten Great Places to Get Pumped for NCAA Action"
- According to Fox Sports, it's one of the top ten "old school" college basketball arenas in the country

ONE OF THE GREATEST GAMES EVER PLAYED

WisePies Arena aka The Pit was the site of one of the greatest college basketball games ever played. It hosted the 1983 national championship game that saw the NC State Wolfpack upset Hakeem Olajuwon, Clyde Drexler and the Houston Cougars. Coach Jimmy Valvano and the Wolfpack downed the Cougars on a last second put back by Lorenzo Charles. The iconic shot of the late Valvano running onto the court looking for a hug is one of the lasting images in college basketball history.

ABOUT WISEPIES ARENA AKA THE PIT

- Built in 1966 (\$1.4 million)
- Capacity of 15,411 (previously 18,018)
- \$60 million renovation was completed in 2010
- New floor installed before the 2013-14 season
- Seating includes 40 suites and a club area
- Officially named WisePies Arena on Dec. 1, 2014 after \$5 million gift for naming rights by local New Mexico business. It is still referred to as The Pit, its officially-recognized nickname.
- Less than 30 of 345 NCAA Division I basketball programs play in a college-only arena named after a business or organization founded or headquartered in its home state.
- The Lobos have averaged an astounding 15,410 fans the past 49 years, an amazing 95% of capacity
- Has ranked in the top 25 in attendance nationally every season since the 1966-67 season with 35 seasons in the top ten in the NCAA in attendance
- Led the Mountain West in attendance in 10 of the conference's 15 years of existence
- New Mexico's all-time winning percentage in WisePies Arena aka The Pit is over 81 percent.
- The floor is named Bob King Court in honor of the former head coach who led the Lobos from 1963 to 1972.

2015-16 BOX SCORES



GM #1: NEW MEXICO 86, TEXAS SOUTHERN 57
FRI., NOV. 13, 2015 * ALBUQUERQUE, N.M.



Texas Southern 57 • 0-1

#	Player	Total		3-Ptr		Rebounds		PF	TP	A	TO	Blk	Stl	Min	
		FG-FGA	FG-FGA	FT-FTA	Off	Def	Tot								
02	Thomas, Chris	f	2-8	0-2	3-7	2	2	4	2	7	2	4	0	1	29
04	Rodriguez, Jose	f	3-5	0-1	1-2	0	1	1	3	7	3	4	0	1	24
11	Riley, Malcolm	f	6-10	3-5	5-7	0	2	2	5	20	0	3	0	3	30
24	Coleman, Orlando	f	2-8	1-4	0-0	2	5	7	3	5	0	1	0	2	34
03	Blanks, David	g	2-9	1-5	2-3	1	2	3	2	7	3	3	0	2	20
05	Bynum, Tyree	g	1-3	1-2	2-2	1	2	3	1	5	0	1	0	0	15
20	Martin, Jerron	g	0-0	0-0	0-0	0	0	0	0	0	0	0	0	0	6
25	Friar, Joshua	g	0-0	0-0	0-0	0	0	0	0	1	0	0	0	0	2
33	Carey, Brian	g	1-6	0-2	2-2	1	1	2	2	4	2	2	0	0	26
40	Davis II, Jermaine	g	0-0	0-0	2-3	1	0	1	4	2	0	1	0	0	14
Team						1	0	1							
Totals			17-49	6-21	17-26	9	15	24	23	57	10	19	0	9	200

FG % 1st Half: 9-26 34.6% 2nd half: 8-23 34.8% Game: 17-49 34.7%
 3FG % 1st Half: 4-13 30.8% 2nd half: 2-8 25.0% Game: 6-21 28.6%
 FT % 1st Half: 5-9 55.6% 2nd half: 12-17 70.6% Game: 17-26 65.4%

Deadball
Rebounds
4,2

New Mexico 86 • 1-0

#	Player	Total			3-Ptr		Rebounds			PF	TP	A	TO	Blk	Stl	Min
		FG-FGA	FG-FGA	FT-FTA	Off	Def	Tot									
20	LOGWOOD, Sam	f	2-4	0-1	1-3	0	3	3	2	5	2	0	0	0	1	18
32	WILLIAMS, Tim	f	7-8	0-0	3-4	1	4	5	2	17	0	0	2	0	29	
11	AGET, Obij	c	2-2	0-0	2-2	3	3	6	1	6	0	2	1	0	15	
01	NEAL, Cullen	g	8-15	2-6	4-4	0	2	2	1	22	4	3	0	2	31	
04	BROWN, Elijah	g	6-9	2-5	2-3	1	2	3	2	16	6	1	1	1	24	
03	HUNTER, Jordan	g	0-1	0-0	0-0	0	0	0	0	0	1	0	0	0	5	
12	WILLIAMS, Devon	g	0-0	0-0	2-4	0	3	3	3	2	0	0	0	0	14	
14	KUIPER, Dane	g	0-2	0-1	1-2	0	0	0	0	1	1	1	0	1	8	
21	ADAMS, Xavier	g	3-4	1-1	0-0	2	2	4	4	7	3	0	0	0	14	
23	FURSTINGER, Joe	g	2-2	0-0	1-2	0	2	2	4	5	1	2	1	1	16	
25	JACOBS, Tim	g	1-1	0-0	0-0	0	1	1	1	2	0	1	0	1	10	
31	MATHIS, Anthony	g	0-4	0-3	0-0	0	0	0	3	0	2	2	0	1	13	
33	SCEKIC, Nikola	g	1-2	0-0	1-1	1	2	3	2	3	0	1	0	0	3	
Team						0	3	3								
Totals			32-54	5-17	17-25	8	27	35	25	86	20	13	5	9	200	


FG % 1st Half: 21-29 72.4% 2nd half: 11-25 44.0% Game: 32-54 59.3%
 3FG % 1st Half: 3-8 37.5% 2nd half: 2-9 22.2% Game: 5-17 29.4%
 FT % 1st Half: 9-11 81.8% 2nd half: 8-14 57.1% Game: 17-25 68.0%

Deadball
Rebounds
5,1


Officials: Dan Chrisman, Doran Gotschall, Brad Ferrie
 Technical fouls: Texas Southern-None. New Mexico-None.
 Attendance: 12269

Score by periods	1st	2nd	Total
Texas Southern	27	30	57
New Mexico	54	32	86

Points	In	Off	2nd	Fast	Bench
TSUM	22	15	1	6	11
NM	50	27	12	18	20



GM #2: NEW MEXICO 83, NEW MEXICO STATE 74
SUN., NOV. 15, 2015 * LAS CRUCES, N.M.



New Mexico 83 • 2-0

#	Player		Total	3-Ptr	Rebounds									
			FG-FTA	FG-FTA	FT-FTA	Off	Def	TP	PF	TP	A	TO	Blk	Stl
20	LOGWOOD, Sam	f	3-7	2-2	1-1	4	1	5	2	9	0	1	1	0
32	WILLIAMS, Tim	f	4-8	0-0	0-0	2	2	4	4	8	0	1	1	0
11	AGET, Obij	c	3-5	0-0	0-0	4	2	6	5	6	0	1	0	0
01	NEAL, Cullen	g	6-16	2-5	4-4	0	5	5	3	18	2	3	0	0
04	BROWN, Elijah	g	8-17	2-7	13-14	2	4	6	2	31	2	2	0	0
03	HUNTER, Jordan	g	1-1	1-1	0-0	0	1	1	0	3	1	0	0	0
12	WILLIAMS, Devon	g	0-1	0-0	2-2	0	0	0	1	2	0	1	0	0
14	KUIPER, Dane	g	0-0	0-0	0-0	0	0	0	0	0	0	1	0	0
21	ADAMS, Xavier	g	1-2	0-1	0-0	1	1	2	1	2	0	0	0	0
23	FURSTINGER, Joe	g	1-1	0-0	0-0	0	2	2	4	2	0	1	0	0
25	JACOBS, Tim	g	0-1	0-0	2-2	0	1	1	0	2	0	0	0	0
31	MATHIS, Anthony	g	0-1	0-1	0-0	0	0	0	1	0	0	0	0	1
33	SCEKIC, Nikola	g	0-0	0-0	0-0	0	1	1	4	0	0	1	0	0
	Team					1	3	4						
Totals			27-60	7-17	22-23	14	23	37	27	83	5	12	2	1

FG % 1st Half: 11-28 39.3% 2nd half: 16-32 50.0% Game: 27-60 45.0%
 3FG % 1st Half: 3-8 37.5% 2nd half: 4-9 44.4% Game: 7-17 41.2%
 FT % 1st Half: 14-15 93.3% 2nd half: 8-8 100.0% Game: 22-23 95.7%

Deadball
Rebounds
1

New Mexico State 74 • 1-1

#	Player		Total		3-Ptr		Rebounds		PF	TP	A	TO	Blk	Stl	Min	
			FG-FGA	FG-FGA	FT-FTA	Off	Def	Tot								
43	Siakam, Pascal	f	8-16	0-1	7-12	3	5	8	3	23	1	2	4	1	39	
21	Bhullar, Tanveer	c	2-4	0-1	5-6	6	3	9	1	9	0	2	0	0	32	
02	Huggins, Braxton	g	5-13	1-7	3-4	1	3	4	4	14	1	0	0	0	22	
04	Baker, Ian	g	6-15	3-10	4-4	0	1	1	2	19	2	0	0	0	38	
05	Taylor, Matt	g	2-5	1-1	0-0	3	2	5	4	5	1	2	0	1	29	
10	Browne, Rashawn	g	0-2	0-1	0-0	0	1	1	1	0	0	0	0	1	4	
15	Esparza, Rene	g	0-1	0-1	0-0	0	0	0	0	2	0	0	0	0	8	
20	Ndir, Sidy	g	0-2	0-2	0-0	0	0	0	0	2	0	1	0	0	3	
22	Chuha, Eli	g	0-1	0-0	0-0	0	1	1	1	0	0	1	0	0	9	
35	Pennie, Jalyn	g	2-3	0-0	0-0	2	2	4	0	4	1	0	0	0	16	
Team						0	1	1								
Totals				25-62	5-24	19-26	15	19	34	20	74	7	9	4	3	200

FG % 1st Half: 12-26 46.2% 2nd half: 13-36 36.1% Game: 25-62 40.3%
 3FG % 1st Half: 3-10 30.0% 2nd half: 2-14 14.3% Game: 5-24 20.8%
 FT % 1st Half: 11-14 78.6% 2nd half: 8-12 66.7% Game: 19-26 73.1%

Deadball
Rebounds
6

Officials: Randy McCall, David Hall, Eric Curry
 Technical fouls: New Mexico-None. New Mexico State-None.
 Attendance: 6796

At 11:16 in the second half UNM injured player caused an 14 min delay

Score by periods	1st	2nd	Total
New Mexico	39	44	83
New Mexico State	38	36	74

Points	In	Off	2nd	Fast	Bench
NM	16	15	20	0	11
NMSU	26	10	21	0	4



GM #3: NEW MEXICO 75, LOYOLA-CHICAGO 51
WED., NOV. 18, 2015 * ALBUQUERQUE, N.M.



Loyola-Chicago 51 • 2-1

#	Player		Total		3-Ptr		Rebounds			PF	TP	A	TO	Blk	Stl	Min
			FG-FGA	FG-FGA	FT-FTA	Off	Def	Tot								
00	Ingram, Donte	f	1-9	0-2	0-0	2	4	6	0	2	1	0	0	0	22	
24	James, Montel	f	2-8	0-1	4-6	3	3	6	1	8	0	2	0	1	27	
02	Peterson, Earl	g	4-8	1-2	0-1	0	0	0	3	9	1	0	0	0	25	
04	Turk, Devon	g	5-13	1-5	0-0	0	1	1	3	11	0	1	0	1	28	
35	Doyle, Milton	g	1-9	0-1	1-4	2	2	4	3	3	6	5	1	1	31	
05	Adgei, Pernell	g	1-1	0-0	1-1	0	0	0	2	3	0	0	0	0	4	
12	Rajala, Julius	g	1-1	0-0	0-0	1	1	2	1	2	0	0	0	0	12	
13	Lisha, Glorind	g	1-1	1-1	0-0	0	0	0	0	3	0	0	0	0	1	
14	Richardson, Ben	g	1-4	1-3	2-2	0	2	2	2	5	2	1	0	2	21	
23	White, Jeff	g	2-3	1-2	0-0	0	0	0	2	5	1	0	0	1	18	
31	Kirby, Maurice	g	0-3	0-0	0-0	0	0	0	2	0	0	1	0	0	9	
33	Kennedy, Cal	g	0-0	0-0	0-0	0	0	0	0	0	0	0	0	0	2	
Team						4	0	4								
Totals			19-60	5-17	8-14	12	13	25	17	51	11	10	1	6	200	

FG % 1st Half: 7-28 25.0% 2nd half: 12-32 37.5% Game: 19-60 31.7%
 3FG % 1st Half: 1-9 11.1% 2nd half: 4-8 50.0% Game: 5-17 29.4%
 FT % 1st Half: 4-6 66.7% 2nd half: 4-8 50.0% Game: 8-14 57.1%

Deadball
Rebounds
3,1

New Mexico 75 • 3

2015-16 BOX SCORES



GM #5: NEW MEXICO 75, NICHOLLS STATE 63 WED., NOV. 25, 2015 * ALBUQUERQUE, N.M.



Nicholls State 63 • 1-3

#	Player	Total		3-Ptr		Rebounds			PF	TP	A TO Blk Stl				Min
		FG-FGA	FG-FGA	FT-FTA	Off Def Tot	PF	TP	A TO Blk Stl							
14	Frye, Ja'Dante'	f	7-18	1-5	7-8	3	4	7	0	22	1	2	0	3	35
44	Kamber, Luka	f	2-10	2-10	0-0	1	3	4	1	6	1	1	0	0	31
24	Thomas, Liam	c	1-5	0-3	0-0	0	4	4	4	2	2	0	1	0	23
05	O'Neal, Tre	g	0-2	0-0	1-2	1	0	1	1	1	4	2	0	1	25
22	Carpenter, T.J.	g	4-8	2-6	0-0	0	3	3	3	10	1	1	0	0	14
01	Nelson, Marquis		0-1	0-1	0-0	0	0	0	0	0	0	0	0	0	2
02	Caudill, Kyle		2-5	0-0	0-2	1	2	3	4	4	0	1	0	0	9
10	Young, Zach		0-0	0-0	0-0	0	1	1	0	0	1	0	0	0	2
11	Ward, Adam		1-4	0-0	0-2	2	3	5	1	2	1	1	2	0	15
13	Bell, Johnathan		3-8	3-5	4-5	2	3	5	3	13	1	2	0	2	22
11	Rillieux, Shane		0-1	0-0	0-0	0	1	1	2	0	1	1	0	0	15
23	Thomas, Quinton		1-2	1-2	0-0	0	1	1	1	3	0	1	0	0	7
	Team					1	3	4	1						
Totals			21-64	9-32	12-19	11	28	39	21	63	13	12	3	6	200

FG % 1st Half: 13-32 40.6% 2nd half: 8-32 25.0% Game: 21-64 32.8%
 3FG % 1st Half: 6-15 40.0% 2nd half: 3-17 17.6% Game: 9-32 28.1%
 FT % 1st Half: 3-4 75.0% 2nd half: 9-15 60.0% Game: 12-19 63.2%

Deadball
Rebounds
2,1

New Mexico 75 • 4-1

#	Player	Total		3-Ptr		Rebounds			PF	TP	A TO Blk Stl				Min
		FG-FGA	FG-FGA	FT-FTA	Off Def Tot	PF	TP	A TO Blk Stl							
20	LOGWOOD, Sam	f	2-4	1-2	1-2	1	3	4	2	6	2	4	1	2	19
32	WILLIAMS, Tim	f	3-8	0-0	4-4	3	9	12	1	10	2	1	0	1	29
11	AGET, Obij	c	3-3	0-0	3-4	2	6	8	1	9	0	0	0	0	16
01	NEAL, Cullen	g	5-18	2-9	0-2	0	3	3	3	12	5	1	0	1	29
04	BROWN, Elijah	g	5-12	2-9	6-6	2	7	9	2	18	5	2	0	2	30
03	HUNTER, Jordan		1-1	0-0	0-0	0	1	1	0	2	0	1	0	0	2
14	KUIPER, Dane		0-1	0-1	0-0	0	0	0	1	0	1	0	0	0	6
21	ADAMS, Xavier		2-5	0-2	0-0	1	1	2	3	4	0	1	0	1	8
23	FURSTINGER, Joe		2-3	0-0	0-0	0	0	0	3	4	0	0	3	2	25
25	JACOBS, Tim		0-0	0-0	1-2	0	2	2	1	1	3	0	0	0	13
31	MATHIS, Anthony		2-7	1-6	2-3	0	1	1	2	7	1	1	0	0	14
33	SCEKIC, Nikola		1-1	0-0	0-0	0	0	0	1	2	1	0	0	0	9
	Team					1	2	3	1						
Totals			26-63	6-29	17-23	10	35	45	21	75	20	11	4	9	200

FG % 1st Half: 11-28 39.3% 2nd half: 15-35 42.9% Game: 26-63 41.3%
 3FG % 1st Half: 3-16 18.8% 2nd half: 3-13 23.1% Game: 6-29 20.7%
 FT % 1st Half: 14-16 87.5% 2nd half: 3-7 42.9% Game: 17-23 73.9%

Deadball
Rebounds
4,2

Officials: David Hall, Ronnie Hernandez, Winston Stith
 Technical fouls: Nicholls State-Carpenter, T.J. 2. New Mexico-ADAMS, Xavier;
 BROWN, Elijah.
 Attendance: 12383

Score by periods	1st	2nd	Total
Nicholls State	35	28	63
New Mexico	39	36	75

Points	In	Off	2nd	Fast	Bench
NICH	20	12	9	7	22
NM	34	14	7	22	20



GM #6: NEW MEXICO 91, ORAL ROBERTS 75 TUE., DEC. 1, 2015 * ALBUQUERQUE, N.M.



Oral Roberts 75 • 6-2

#	Player	Total		3-Ptr		Rebounds			PF	TP	A TO Blk Stl				Min
		FG-FGA	FG-FGA	FT-FTA	Off Def Tot	PF	TP	A TO Blk Stl							
05	Brandon Conley	f	8-12	0-0	0-0	6	6	12	1	16	1	4	2	0	28
44	Albert Owens	c	1-5	0-0	0-0	0	2	2	3	2	0	1	1	0	22
02	Aaron Anderson	g	2-5	0-1	3-4	0	9	9	5	7	5	6	0	2	26
10	Jalen Bradley	g	4-11	1-5	2-2	1	2	4	2	11	4	0	0	2	27
15	Obi Emegano	g	8-21	2-5	7-7	2	2	4	4	25	0	3	1	2	40-
00	Aaron Young		1-4	0-2	0-0	1	0	1	2	2	0	0	0	0	13
01	DaQuan Jeffries		2-5	1-2	0-0	2	0	2	4	5	1	1	2	0	25
03	Kris Martin		1-3	1-1	4-6	0	4	4	2	7	1	1	0	1	14
20	Tre Vance		0-0	0-0	0-0	1	0	1	1	0	0	0	0	0	1
33	Darian Harris		0-1	0-1	0-0	0	0	0	0	0	0	0	0	0	4
	Team					0	1	1							
Totals			27-67	5-17	16-19	13	25	38	24	75	12	16	6	7	200

FG % 1st Half: 10-32 31.3% 2nd half: 17-35 48.6% Game: 27-67 40.3%
 3FG % 1st Half: 2-11 18.2% 2nd half: 3-6 50.0% Game: 5-17 29.4%
 FT % 1st Half: 5-6 83.3% 2nd half: 11-13 84.6% Game: 16-19 84.2%

Deadball
Rebounds
1,2

New Mexico 91 • 5-1

#	Player	Total		3-Ptr		Rebounds			PF	TP	A TO Blk Stl				Min
		FG-FGA	FG-FGA	FT-FTA	Off Def Tot	PF	TP	A TO Blk Stl							
20	LOGWOOD, Sam	f	2-5	1-2	1-2	1	1	2	3	6	1	0	1	1	23
32	WILLIAMS, Tim	f	10-15	0-0	3-6	2	10	12	0	23	0	3	2	1	34
11	AGET, Obij	c	2-3	0-0	2-2	1	2	3	4	6	0	4	0	0	21
01	NEAL, Cullen	g	10-20	4-7	5-6	0	2	2	2	29	7	4	0	1	35
04	BROWN, Elijah	g	5-12	4-9	1-2	2	5	7	2	15	5	1	0	2	34
03	HUNTER, Jordan		1-2	0-1	0-0	0	0	0	0	2	1	0	0	0	4
14	KUIPER, Dane		0-0	0-0	0-0	0	1	1	2	0	1	0	0	0	3
21	ADAMS, Xavier		0-2	0-0	0-0	0	0	0	3	0	2	0	0	0	13
23	FURSTINGER, Joe		0-3	0-0	1-2	3	2	5	2	1	0	0	0	0	8
25	JACOBS, Tim		2-2	0-0	2-2	0	2	2	1	6	4	1	0	1	14
31	MATHIS, Anthony		1-1	1-1	0-0	0	0	0	1	3	1	0	0	0	7
33	SCEKIC, Nikola		0-2	0-0	0-0	0	0	0	0	0	0	0	0	0	4
	Team					1	2	3							
Totals			33-67	10-20	15-22	10	27	37	20	91	22	13	3	6	200

FG % 1st Half: 20-34 58.8% 2nd half: 13-33 39.4% Game: 33-67 49.3%
 3FG % 1st Half: 8-11 72.7% 2nd half: 2-9 22.2% Game: 10-20 50.0%
 FT % 1st Half: 4-5 80.0% 2nd half: 11-17 64.7% Game: 15-22 68.2%

Deadball
Rebounds
4,2

Officials: Michael Irving, Steve Olson, Randy Heimerman
 Technical fouls: Oral Roberts-None. New Mexico-None.
 Attendance: 11585

Score by periods	1st	2nd	Total
Oral Roberts	27	48	75
New Mexico	52	39	91

Points	In	Off	2nd	Fast	Bench
ORU	34	16	14	17	14
NM	36	16	7	31	12



GM #7: PURDUE 70, NEW MEXICO 58 SAT., DEC. 5, 2015 * WEST LAFAYETTE, IND.



New Mexico 58 • 5-2

#	Player	Total		3-Ptr		Rebounds			PF	TP	A TO Blk Stl				Min
		FG-FGA	FG-FGA	FT-FTA	Off Def Tot	PF	TP	A TO Blk Stl							
20	LOGWOOD, Sam	f	0-2	0-1	0-0	1	3	4	5	0	1	2	0	2	27
32	WILLIAMS, Tim	f	3-12	0-0	2-2	1	6	7	2	8	1	1	2	1	37
11	AGET, Obij	c	3-3	0-0	1-2	0	2	2	5	7	0	1	1	0	10
01	NEAL, Cullen	g	6-16	2-6	2-3	0	3	3	4	16	5	3	0	1	32
04	BROWN, Elijah	g	6-12	3-5	6-7	0	4	4	2	21	3	5	0	1	34
03	HUNTER, Jordan		0-1	0-0	0-1	0	0	0	0	3	1	0	1	1	9
21	ADAMS, Xavier		0-2	0-1	0-0	1	2	3	1	0	1	1	0	1	6
23	FURSTINGER, Joe		1-4	0-0	0-2	0	0	0	3	2	0	0	1	1	18
25	JACOBS, Tim		0-0	0-0	0-0	0	2	2	1	0	1	1	0	0	7
31	MATHIS, Anthony		0-0	0-0	0-0	0	2	2	0	0	0	1	0	1	6
33	SCEKIC, Nikola		2-2	0-0	0-0	0	1	1	4	4	0	3	0	0	14
	Team					0	0	0							
Totals			21-54	5-13	11-17	3	25	28	27	58	15	19	4	9	200

FG % 1st Half: 10-29 34.5% 2nd half: 11-25 44.0% Game: 21-54 38.9%
 3FG % 1st Half: 2-6 33.3% 2nd half: 3-7 42.9% Game: 5-13 38.5%
 FT % 1st Half: 3-6 50.0% 2nd half: 8-11 72.7% Game: 11-17 64.7%

Deadball
Rebounds
2,1

Purdue 70 • 8-0

#	Player	Total		3-Ptr		Rebounds			PF	TP	A TO Blk Stl		
---	--------	-------	--	-------	--	----------	--	--	----	----	--------------	--	--



New Mexico State 61 • 5-5

#	Player	Total		3-Ptr		Rebounds			PF	TP	A TO Blk Stl				Min
		FG-FGA	FG-FGA	FT-FTA	Off	Def	Tot	A			TO	Blk	Stl		
11	Wilkins, Johnathon	f	4-9	0-0	0-0	0	0	0	2	8	3	1	0	0	29
43	Siakam, Pascal	f	9-13	0-0	3-6	0	4	4	4	21	0	0	1	1	29
04	Baker, Ian	g	2-4	0-1	0-0	0	1	1	0	4	2	1	0	0	10
05	Taylor, Matt	f	2-3	0-0	2-4	0	2	2	4	6	1	1	0	0	21
35	Pennie, Jalyn	g	1-6	0-0	0-0	3	1	4	3	2	4	1	3	0	32
02	Huggins, Braxton		0-2	0-1	2-2	0	0	0	0	2	0	0	0	0	3
10	Browne, Rashawn		1-3	0-1	1-6	0	2	2	2	3	5	2	0	1	26
15	Esparza, Rene		1-4	0-3	1-4	0	1	1	0	3	1	1	0	1	9
20	Ndir, Sidy		0-2	0-1	2-2	0	2	2	0	2	0	0	0	0	19
21	Bhullar, Tanveer		4-7	0-0	1-3	2	7	9	0	9	1	2	1	0	14
22	Chuha, Eli		0-0	0-0	1-2	0	1	1	0	1	0	1	0	1	8
	Team					1	1	2							
	Totals		24-53	0-7	13-29	6	22	28	15	61	17	10	5	4	200

FG % 1st Half: 13-24 54.2% 2nd half: 11-29 37.9% Game: 24-53 45.3% Deadball Rebounds 7.2
3FG % 1st Half: 0-4 0.0% 2nd half: 0-3 0.0% Game: 0-7 0.0%
FT % 1st Half: 6-10 60.0% 2nd half: 7-19 36.8% Game: 13-29 44.8%

New Mexico 79 • 7-2

#	Player	Total		3-Ptr		Rebounds			PF	TP	A TO Blk Stl				Min
		FG-FTA	FG-FGA	FT-FTA	Off	Def	Tot	A			TO	Blk	Stl		
20	LOGWOOD, Sam	f	2-5	1-3	5-8	1	3	4	2	10	2	0	0	0	22
32	WILLIAMS, Tim	f	9-15	0-0	0-0	3	4	7	3	18	1	3	1	2	33
11	AGET, Obj	c	3-3	0-0	1-1	0	1	1	3	7	0	0	2	1	22
01	NEAL, Cullen	g	4-11	3-7	2-2	0	4	4	2	13	9	3	0	1	34
04	BROWN, Elijah	g	7-14	3-6	3-5	1	7	8	1	20	6	2	0	1	34
03	HUNTER, Jordan		0-2	0-0	0-0	0	1	1	1	0	0	0	0	1	3
14	KUIPER, Dane		1-2	0-0	0-0	0	3	3	2	2	1	0	0	0	7
21	ADAMS, Xavier		2-4	0-1	1-1	1	1	2	2	5	0	1	0	0	11
23	FURSTINGER, Joe		0-1	0-0	0-0	0	0	0	4	0	0	0	0	0	12
25	JACOBS, Tim		0-0	0-0	0-0	0	1	1	2	0	1	0	0	0	5
31	MATHIS, Anthony		1-4	0-3	0-0	0	0	0	1	2	0	0	0	0	5
33	SCEKIC, Nikola		1-2	0-0	0-0	1	0	1	3	2	0	2	0	0	12
Team						4	4	8							
Totals			30-63	7-20	12-17	11	29	40	26	79	20	11	3	6	200

FG % 1st Half: 12-31 38.7% 2nd half: 18-32 56.3% Game: 30-63 47.6% Deadball Rebounds 3.3
3FG % 1st Half: 4-13 30.8% 2nd half: 3-7 42.9% Game: 7-20 35.0%
FT % 1st Half: 10-14 71.4% 2nd half: 2-3 66.7% Game: 12-17 70.6%

Officials: David Hall, Verne Harris, Kelly Self
Technical fouls: New Mexico State-None. New Mexico-None.
Attendance: 15362

Score by periods	1st	2nd	Total
New Mexico State	32	29	61
New Mexico	38	41	79

Points	In	Off	2nd	Fast	Bench
NMSU	36	6	8	4	20
NM	34	8	13	8	11



Rice 90 • 5-6

#	Player		Total		3-Ptr		Rebounds			PF	TP	A TO Blk Stl			Min
			FG-FGA	FT-FTA	FG-FGA	FT-FTA	Off	Def	Total						
04	KOULECHOV, Egor	f	10-16	6-10	6-7	1	4	5	1	32	3	2	1	2	39
54	DRONE, Andrew		2-4	0-0	2-3	2	0	2	4	6	2	0	0	0	22
01	GUERCY, Max	c	1-7	0-1	4-4	1	1	2	4	6	1	2	0	0	25
02	EVANS, Marcus		8-18	1-7	4-6	2	6	8	5	21	4	5	0	2	31
15	MENCY, Bishop	g	1-6	1-5	0-0	0	3	3	1	3	1	1	1	0	30
00	CASHAW, Connor		5-7	3-4	1-2	0	1	1	3	14	3	2	0	2	29
12	LETCHER-ELLIS, M.		2-6	0-0	3-3	1	5	6	5	7	1	1	0	4	19
32	SMITH, Amir		0-0	0-0	1-2	0	1	1	1	1	0	0	0	1	5
Team						2	1	3							
Totals			29-64	11-27	21-27	9	22	31	24	90	15	13	2	11	200

FG % 1st Half: 13-31 41.9% 2nd half: 16-33 48.5% Game: 29-64 45.3% Deadball Rebounds 3.3
3FG % 1st Half: 6-14 42.9% 2nd half: 5-13 38.5% Game: 11-27 40.7%
FT % 1st Half: 6-7 85.7% 2nd half: 15-20 75.0% Game: 21-27 77.8%

New Mexico 89 • 7-3

#	Player	Total		3-Ptr		Rebounds			PF	TP	A TO Blk Stl			Min	
		FG	FGA	FT	FTA	Off	Def	Total							
20	LOGWOOD, Sam	f	1-2	1-2	1-2	0	3	3	2	4	2	1	0	2	31
32	WILLIAMS, Tim		9-12	0-0	0-0	4	5	9	0	18	2	2	1	0	31
11	AGET, Obj	c	3-5	0-0	5-8	2	5	7	2	11	2	2	5	0	22
01	NEAL, Cullen	g	6-11	2-3	2-5	1	1	2	5	16	7	5	0	1	25
04	BROWN, Elijah	g	5-13	3-9	8-9	0	5	5	2	21	3	3	0	1	30
03	HUNTER, Jordan		2-4	1-3	0-0	0	1	1	2	5	1	3	0	0	6
14	KUIPER, Dane		1-2	0-0	0-0	0	0	0	0	2	0	0	0	0	4
21	ADAMS, Xavier		0-0	0-0	3-4	1	2	3	4	3	3	0	1	0	13
23	FURSTINGER, Joe		1-2	0-0	3-4	1	4	5	4	5	0	1	1	1	13
25	JACOBS, Tim		0-1	0-0	0-0	0	1	1	0	1	0	2	1	0	10
31	MATHIS, Anthony		0-3	0-2	0-0	0	1	1	0	0	1	0	0	0	7
33	SCEKIC, Nikola		2-4	0-0	0-0	1	0	1	0	4	0	0	0	1	8
	Team					1	1	2							
Totals			30-59	7-19	22-32	11	29	40	22	89	23	18	8	8	200

FG % 1st Half: 15-28 53.6% 2nd half: 15-31 48.4% Game: 30-59 50.8% Deadball Rebounds 3
3FG % 1st Half: 5-12 41.7% 2nd half: 2-7 28.6% Game: 7-19 36.8%
FT % 1st Half: 9-13 69.2% 2nd half: 13-19 68.4% Game: 22-32 68.8%

Officials: Tom O'Neill, Kevin Brill, Ryan Holmes
Technical fouls: Rice-None. New Mexico-WILLIAMS, Tim.
Attendance: 12507

Score by periods	1st	2nd	Total
Rice	38	52	90
New Mexico	44	45	89

Points	In	Off	2nd	Fast	Bench
RICE	30	28	9	23	22
NM	34	16	8	8	19



Auburn 83 • 6-3, 1-0 HADHC

#	Player	Total		3-Ptr		Rebounds			PF	TP	A TO Blk Stl			Min	
		FG-FGA	FG-FGA	FT-FTA	Off	Def	Tot								
00	Spencer,Horace	*	2-3	0-0	2-3	0	5	5	4	6	0	4	3	2	23
01	Canty,Kareem	*	9-21	5-14	4-4	1	0	1	2	27	7	2	0	3	33
04	Dunans,T.J.	*	6-7	1-2	7-10	0	3	3	3	20	2	2	1	2	33
12	Harris,Tyler	*	2-5	0-0	0-0	1	2	3	4	4	0	2	0	1	11
23	Lang,TJ	*	2-6	2-5	0-0	0	1	1	2	6	1	1	0	0	24
02	Brown,Bryce		1-6	1-5	0-0	1	0	1	1	3	2	2	0	1	16
05	Bowers,Cinmeon		4-8	0-2	4-7	2	10	12	3	12	0	3	1	0	30
25	Granger,Jordon		2-2	1-1	0-0	0	2	2	1	5	0	0	0	1	13
31	Waddell,Devin		0-0	0-0	0-0	1	3	4	3	0	1	1	0	1	15
44	Williams,New		0-1	0-1	0-0	1	0	1	0	0	0	0	0	0	2
	Team					0	0	0							
Totals			28-59	10-30	17-24	7	26	33	23	83	13	17	5	11	200

FG % 1st Half: 14-33 42.4% 2nd half: 14-26 53.8% Game: 28-59 47.5% Deadball Rebounds 3
3FG % 1st Half: 6-18 33.3% 2nd half: 1-12 33.3% Game: 10-30 33.3%
FT % 1st Half: 7-9 77.8% 2nd half: 10-15 66.7% Game: 17-24 70.8%

New Mexico 78 • 7-4, 0-1 HADHC

#	Player	Total		3-Ptr		Rebounds			PF	TP	A TO Blk Stl				Min
		FG-FGA	FG-FGA	FT-FTA	Off	Def	Tot	A			TO	Blk	Stl		
01	NEAL, Cullen	* 6-17	4-10	5-6	0	3	3	4	21	3	4	0	2	38	
04	BROWN, Elijah	* 10-17	6-9	7-9	0	7	7	4	33	0	5	0	1	35	
11	AGET, Obj	* 2-2	0-0	3-4	2	7	9	2	7	0	2	2	0	34	
20	LOGWOOD, Sam	* 2-6	0-2	1-1	1	3	4	4	5	3	6	0	1	34	
32	WILLIAMS, Tim	* 4-9	0-0	2-5	0	4	4	3	10	2	0	0	0	34	
21	ADAMS, Xavier	0-0	0-0	0-2	0	0	0	2	0	1	0	0	0	3	
23	FURSTINGER, Joe	0-2	0-1	0-0	1	1	2	1	0	0	1	0	1	13	
25	JACOBS, Tim	0-0	0-0	0-0	0	0	0	0	0	0	1	0	0	3	
31	MATHIS, Anthony	1-1	0-0	0-0	0	1	1	1	2	0	0	0	0	3	
	Team				1	1	2				2				
	Totals	25-54	10-22	18-27	5	27	32	21	78	8	22	2	5	200	



New Mexico 59 • 7-6, 0-3 HADHC

#	Player	Total		3-Ptr	Rebounds			PF	TP	A TO Blk Stl				Min
		FG-FGA	FT-FTA		Off	Def	Tot			A	TO	Blk	Stl	
01	NEAL, Cullen	* 0-3	0-1	0-0	0	0	0	1	0	0	5	0	0	8
04	BROWN, Elijah	* 4-14	0-4	7-8	1	6	7	2	15	2	5	0	1	35
11	AGET, Obij	* 2-5	0-0	0-0	4	2	6	2	4	1	4	2	1	32
20	LOGWOOD, Sam	* 3-6	0-1	0-0	0	4	4	1	6	3	0	0	0	26
32	WILLIAMS, Tim	* 6-11	0-0	4-5	0	1	1	4	16	1	1	1	2	34
03	HUNTER, Jordan	3-6	0-3	4-5	0	2	2	0	10	2	0	0	1	28
14	KUIPER, Dane	0-1	0-0	0-0	0	0	0	0	0	0	0	1	0	2
21	ADAMS, Xavier	1-2	0-1	2-4	1	2	3	1	4	0	0	0	2	11
23	FURSTINGER, Joe	0-1	0-0	2-2	0	1	1	0	2	0	1	1	0	7
05	JACOBS, Tim	0-0	0-0	0-0	0	0	0	0	0	0	2	1	0	4
31	MATHIS, Anthony	0-0	0-0	0-0	0	0	0	1	0	1	0	0	0	5
33	SCEKIC, Nikola	1-1	0-0	0-0	0	0	0	0	2	0	0	0	0	8
Team														200
Totals		20-50	0-10	19-24	7	21	28	12	59	10	18	6	7	

FG % 1st Half: 11-25 44.0% 2nd half: 9-25 36.0% Game: 20-50 40.0% Deadball Rebounds 6,1
3FG % 1st Half: 0-5 0.0% 2nd half: 0-5 0.0% Game: 0-10 0.0%
FT % 1st Half: 12-13 92.3% 2nd half: 7-11 63.6% Game: 19-24 79.2%

Washington State 82 • 8-4, 1-2 HADHC

#	Player	Total		3-Ptr	Rebounds			PF	TP	A TO Blk Stl				Min
		FG-FGA	FT-FTA		Off	Def	Tot			A	TO	Blk	Stl	
02	Iroegbu, Ike	* 7-9	3-5	0-1	0	1	1	1	17	11	5	0	0	30
23	Callison, Charles	* 4-6	2-2	0-0	0	3	3	4	10	4	2	0	3	31
24	Hawkinson, Josh	* 8-15	1-1	2-2	1	9	10	3	19	4	1	1	0	26
32	Johnson, Que	* 6-9	2-4	0-0	1	2	3	3	14	3	1	0	1	28
45	Izundu, Valentine	* 3-6	0-0	4-7	3	0	3	2	10	2	2	0	0	27
00	King, Derrien	2-8	2-5	1-2	0	3	3	2	7	1	2	0	1	25
01	Suggs, Renard	0-1	0-1	0-0	0	1	1	0	0	0	0	0	0	4
03	Redding, Ny	0-0	0-0	0-0	0	0	0	0	0	0	0	0	0	2
15	Longrus, Junior	1-2	0-0	0-0	2	0	2	2	2	2	1	0	1	16
22	Franks, Robert	1-1	1-1	0-0	0	0	0	1	3	0	0	0	0	1
33	Boese, Brett	0-1	0-1	0-0	0	1	1	2	0	0	0	0	0	5
42	Clifford, Conor	0-1	0-0	0-0	0	0	0	0	0	0	0	0	0	5
Team														200
Totals		32-59	11-20	7-12	7	22	29	20	82	27	15	3	6	

FG % 1st Half: 17-31 54.8% 2nd half: 15-28 53.6% Game: 32-59 54.2% Deadball Rebounds 3
3FG % 1st Half: 5-11 45.5% 2nd half: 6-9 66.7% Game: 11-20 55.0%
FT % 1st Half: 4-8 50.0% 2nd half: 3-4 75.0% Game: 7-12 58.3%

Officials: Duke Edsall, Alfred Smith, Todd Apo
Technical fouls: New Mexico-None. Washington State-None.
Attendance: 1:52 Total Time

Score by periods	1st	2nd	Total									
New Mexico	34	25	59	Points	In	Off	2nd	Fast				
Washington State	43	39	82	Paint	T/O	Chance	Break	Bench				
				NM	30	8	4	4	18			
				WSU	28	26	7	12	12			



New Mexico 77 • 9-6 (2-0 MW)

#	Player	Total		3-Ptr	Rebounds			PF	TP	A TO Blk Stl				Min
		FG-FGA	FT-FTA		Off	Def	Tot			A	TO	Blk	Stl	
20	LOGWOOD, Sam	f 3-6	0-0	0-0	0	4	4	3	6	2	1	0	1	23
32	WILLIAMS, Tim	f 4-7	0-0	5-8	3	6	9	3	13	2	2	2	1	37
11	AGET, Obij	c 5-8	0-0	0-0	2	8	10	4	10	1	1	3	0	30
01	NEAL, Cullen	g 7-14	4-9	8-10	1	4	5	3	26	3	5	0	1	35
04	BROWN, Elijah	g 2-4	1-3	7-7	0	3	3	3	12	3	6	0	0	25
03	HUNTER, Jordan	1-2	1-1	0-0	1	2	3	0	3	1	2	0	1	10
21	ADAMS, Xavier	1-2	0-1	1-2	0	0	0	2	3	2	3	2	2	14
23	FURSTINGER, Joe	0-1	0-0	0-0	0	0	0	0	0	0	1	0	1	5
35	JACOBS, Tim	2-3	0-0	0-0	0	2	2	4	0	2	0	1	1	16
31	MATHIS, Anthony	0-0	0-0	0-0	0	1	1	2	0	0	1	0	1	5
Team														200
Totals		25-47	6-14	21-27	8	31	39	22	77	14	24	7	9	

FG % 1st Half: 14-28 50.0% 2nd half: 11-19 57.9% Game: 25-47 53.2% Deadball Rebounds 4
3FG % 1st Half: 4-7 57.1% 2nd half: 2-7 28.6% Game: 6-14 42.9%
FT % 1st Half: 12-15 80.0% 2nd half: 9-12 75.0% Game: 21-27 77.8%

Fresno State 62 • 10-5 (1-1 MW)

#	Player	Total		3-Ptr	Rebounds			PF	TP	A TO Blk Stl				Min
		FG-FGA	FT-FTA		Off	Def	Tot			A	TO	Blk	Stl	
03	WATSON, Paul	f 2-6	0-1	0-0	2	1	3	0	4	0	1	1	1	25
04	EDO, Karachi	f 4-7	0-0	3-10	6	5	11	3	11	0	0	4	2	25
24	JONES, Torren	f 2-8	0-0	2-3	4	3	7	1	6	0	3	0	0	31
12	GUERRERO, Cezar	g 1-8	0-5	0-0	1	0	1	3	2	4	3	0	1	21
23	HARRIS, Marvelle	g 5-19	1-8	4-6	1	3	4	4	15	2	1	0	3	38
00	LEWIS, Julien	6-8	0-1	0-0	1	2	3	5	12	1	2	2	3	20
05	TAYLOR, Jahmel	0-3	0-2	0-0	0	0	0	3	0	0	0	0	0	10
13	RUSSO, Cullen	6-11	0-1	0-0	3	1	4	2	12	0	3	0	5	20
15	ELLISON, Lionel	0-1	0-0	0-0	0	0	0	0	0	1	0	0	0	6
34	CARTER, Terrell	0-1	0-0	0-0	0	0	0	2	0	0	0	0	1	4
Team														200
Totals		26-72	1-18	9-19	21	16	37	23	62	7	14	7	16	

FG % 1st Half: 11-32 34.4% 2nd half: 15-40 37.5% Game: 26-72 36.1% Deadball Rebounds 4
3FG % 1st Half: 1-8 12.5% 2nd half: 0-10 0.0% Game: 1-18 5.6%
FT % 1st Half: 4-7 57.1% 2nd half: 5-12 41.7% Game: 9-19 47.4%

Officials: Mike Reed, Mike Scypers, Joe Stigliano
Technical fouls: New Mexico-None. Fresno State-TAYLOR, Jahmel.
Attendance: 6881

Score by periods	1st	2nd	Total		Points	In Paint	Off T/O	2nd Chance	Fast Break	Bench
New Mexico	44	33	77		NM	32	17	10	11	10
Fresno State	27	35	62		FS	42	31	22	20	24



Nevada 76 • 8-5, 0-1 MW

#	Player	Total		3-Ptr	Rebounds			PF	TP	A TO Blk Stl				Min
		FG-FGA	FT-FTA		Off	Def	Tot			A	TO	Blk	Stl	
00	OLIVER, Cameron	f 4-8	0-0	0-1	5	4	9	5	8	0	4	4	0	25
12	FOSTER, Elijah	f 3-4	0-0	1-2	2	2	4	5	7	1	0	0	0	22
15	FENNER, D.J.	f 4-10	3-6	5-6	0	1	1	3	16	1	1	1	1	30
01	COLEMAN, Marqueeze	g 8-16	0-3	10-13	0	1	1	4	26	5	4	0	5	34
14	DREW, Lindsey	g 2-4	0-0	0-0	0	4	4	5	4	1	3	0	4	21
02	CRISWELL, Tyron	2-8	0-1	4-6	4	1	5	2	8	1	4	1	1	29
04	ANDERSON, Juwan	0-0	0-0	0-0	0	0	0	0	0	0	1	0	0	2
05	RODRIGUEZ, Kaileb	1-1	0-0	2-2	0	0	0	2	4	0	0	0	0	6
21	COOPER, Eric Jr.	1-6	1-5	0-0	0	4	4	2	3	3	2	1	2	27
34	STIVRINS, Lucas	0-0	0-0	0-0	0	0	0	2	0	0	0	0	0	4
Team														200
Totals		25-57	4-15	22-30	11	19	30	30	76	12	19	7	13	

FG % 1st Half: 11-32 34.4% 2nd half: 14-25 56.0% Game: 25-57 43.9% Deadball Rebounds 6
3FG % 1st Half: 3-7 42.9% 2nd half: 1-8 12.5% Game: 4-15 26.7%
FT % 1st Half: 8-11 72.7% 2nd half: 14-19 73.7% Game: 22-30 73.3%

New Mexico 88 • 8-6, 1-0 MW

#	Player		Total		3-Ptr	Rebounds					PF	TP	A TO Blk Stl				Min
			FG-FGA	FT-FTA		Off	Def	Total	A	TO			Blk	Stl			
20	LOGWOOD, Sam	f	1-5	1-2	2-4	3	2	5	4	5	2	2	1	2	30		
32	WILLIAMS, Tim	f	9-13	0-0	2-2	2	2	4	4	20	1	2	0	1	25		
11	AGET, Obij	c	7-9	0-0	0-1	6	5	11	2	14	0	2	3	3	33		
04	NEAL, Cullen	f	3-13	1-4	4-6	0	2	2	3	11	6	5	0	1	38		
04	BROWN, Elijah	g	4-12	1-5	15-15	1	4	5	2	24	4	5	0	3	37		
03	HUNTER, Jordan		0-1	0-0	0-0	0	0	0	2	0	2	1	0	0	9		
21	ADAMS, Xavier		4-6	0-0	6-8	2	3	5	3	14	2	2	0	0	20		
23	FURSTINGER, Joe		0-1	0-0	0-0	0	2	2	1	0	0	0	0	0	5		
31	MATHIS, Anthony		0-0	0-0	0-0	0	0	0	2	0	1	0	0	0	3		
	Team					0	3	3				1					
	Totals		28-60	3-11	29-36	14	23	37	23	88	18	20	4	10	200		



GM #17: UNLV 86, NEW MEXICO 74 TUE., JAN. 12, 2016 * LAS VEGAS, NEV.



New Mexico 74 • 10-7, 3-1 MW

#	Player	Total		3-Ptr		Rebounds			PF	TP	A TO Blk Stl			Min
		FG-FGA	FG-FGA	FT-FTA	Off Def Tot	PF	TP	A TO Blk Stl						
20	LOGWOOD, Sam	r	4-9	1-1	3-4	3 3 6	1 12	1 3 0 1	29					
32	WILLIAMS, Tim	r	2-9	0-0	4-6	1 5 6	5 8	1 2 0 0	33					
11	AGET, Obij	c	4-7	0-0	3-4	3 5 8	4 11	0 2 1 0	25					
01	NEAL, Cullen	g	2-10	2-5	8-10	1 2 3	2 14	3 3 0 0	36					
04	BROWN, Elijah	g	10-20	3-7	1-2	0 10 10	3 24	1 0 0 1	37					
03	HUNTER, Jordan		1-3	0-0	0-0	0 0 0	0 2	1 0 0 0	8					
14	KUIPER, Dane		0-1	0-0	0-0	1 0 1	0 0	0 2 0 0	5					
21	ADAMS, Xavier		1-1	0-0	1-2	1 1 2	4 3	0 1 2 0	9					
23	FURSTINGER, Joe		0-0	0-0	0-0	0 1 1	3 0	3 0 0 1	12					
31	MATHIS, Anthony		0-0	0-0	0-0	0 1 1	2 0	0 1 0 0	6					
Team					2 3 5									
Totals			24-60	6-13	20-28	12 31 43	24 74	10 14 3 3	200					

FG % 1st Half: 11-33 33.3% 2nd half: 13-27 48.1% Game: 24-60 40.0% Deadball Rebounds 4
 3FG % 1st Half: 2-4 50.0% 2nd half: 4-9 44.4% Game: 6-13 46.2%
 FT % 1st Half: 4-6 66.7% 2nd half: 16-22 72.7% Game: 20-28 71.4%

UNLV 86 • 10-7, 1-3 MW

#	Player	Total		3-Ptr		Rebounds			PF	TP	A TO Blk Stl			Min
		FG-FGA	FG-FGA	FT-FTA	Off Def Tot	PF	TP	A TO Blk Stl						
01	JONES JR., Derrick	r	0-1	0-1	0-0	0 1 1	4 0	0 1 0 0	7					
15	MORGAN, Dwayne	r	1-3	0-0	2-2	1 3 4	4 4	0 1 0 0	18					
32	ZIMMERMAN JR., S.	r	5-14	0-2	5-7	4 11 15	3 15	1 1 4 1	32					
02	SEAGEARS, Jerome	g	4-8	0-4	2-2	0 2 2	2 10	2 0 0 0	30					
22	MCCAW, Patrick	g	4-10	2-6	8-11	1 0 1	1 18	3 1 0 2	30					
00	NWAMU, Ike		5-10	3-8	2-2	0 3 3	1 15	3 0 0 1	23					
03	CORNISH, Jordan		2-7	2-6	0-0	0 2 2	2 6	1 0 0 0	15					
13	CARTER, Ben		2-4	0-1	6-7	2 5 7	3 10	4 3 2 2	30					
24	POYSER, Jalen		3-8	0-2	2-2	2 1 3	1 8	0 0 0 0	15					
Team					1 0 1									
Totals			26-65	7-30	27-33	11 28 39	21 86	14 7 6 6	200					

FG % 1st Half: 13-38 34.2% 2nd half: 13-27 48.1% Game: 26-65 40.0% Deadball Rebounds 3
 3FG % 1st Half: 2-16 12.5% 2nd half: 5-14 35.7% Game: 7-30 23.3%
 FT % 1st Half: 6-7 85.7% 2nd half: 16-22 80.8% Game: 27-33 81.8%

Officials: David Hall, John Higgins, Mike Reed
 Technical fouls: New Mexico-None. UNLV-None.
 Attendance: 11377

Score by periods	1st	2nd	Total
New Mexico	28	46	74
UNLV	34	52	86

	Points	In Paint	Off T/O	2nd Chance	Fast Break	Bench
NM	31	7	6	8	5	
LV	36	24	10	11	39	



GM #18: WYOMING 70, NEW MEXICO 68 SAT., JAN. 16, 2016 * ALBUQUERQUE, N.M.



Wyoming 70 • 10-9, 3-3 MW

#	Player	Total		3-Ptr		Rebounds			PF	TP	A TO Blk Stl			Min
		FG-FGA	FG-FGA	FT-FTA	Off Def Tot	PF	TP	A TO Blk Stl						
20	DALTON, Hayden	r	2-4	1-3	0-0	0 8 8	5 5	1 1 2 0	30					
21	BARNES, Jonathan	r	0-2	0-0	1-2	1 0 1	0 1	1 0 0 0	10					
11	LIEBERMAN, Jeremy	g	3-8	1-4	0-0	1 3 4	2 7	3 1 0 0	27					
14	ADAMS, Josh	g	10-15	7-11	11-12	2 3 5	3 38	3 2 0 1	34					
23	McMANAMEN, Jason	g	2-5	2-4	4-8	0 2 2	3 10	3 0 0 1	26					
01	JAMES, Justin		1-5	0-3	0-1	0 1 1	0 2	0 1 0 0	12					
03	AKA GORSKI, Alexander		0-1	0-1	0-0	0 0 0	2 0	0 0 0 1	3					
05	HERNDON, Alan		3-6	1-2	0-1	0 2 2	3 7	1 0 0 0	22					
33	NAUGHTON, Jordan		0-0	0-0	0-0	0 0 0	4 0	0 0 0 0	7					
55	WASHINGTON III, Trey		0-4	0-3	0-1	1 1 2	3 0	1 0 0 0	29					
Team					0 2 2									
Totals			21-50	12-31	16-25	5 22 27	25 70	13 7 2 3	200					

FG % 1st Half: 9-25 36.0% 2nd half: 12-25 48.0% Game: 21-50 42.0% Deadball Rebounds 3
 3FG % 1st Half: 4-15 26.7% 2nd half: 8-16 50.0% Game: 12-31 38.7%
 FT % 1st Half: 7-13 53.8% 2nd half: 9-12 75.0% Game: 16-25 64.0%

New Mexico 68 • 10-8, 3-2 MW

#	Player	Total		3-Ptr		Rebounds			PF	TP	A TO Blk Stl			Min
		FG-FGA	FG-FGA	FT-FTA	Off Def Tot	PF	TP	A TO Blk Stl						
20	LOGWOOD, Sam	r	0-5	0-1	1-2	1 6 7	3 1	5 2 0 0	39					
32	WILLIAMS, Tim	r	7-11	0-0	3-4	2 7 9	3 17	2 1 0 0	40					
11	AGET, Obij	c	5-8	0-0	1-2	2 3 5	4 11	1 1 1 0	26					
01	NEAL, Cullen	g	5-10	0-3	3-8	0 2 2	3 13	1 3 0 0	29					
21	ADAMS, Xavier	g	5-8	0-0	3-4	2 0 2	3 13	2 1 1 0	18					
03	HUNTER, Jordan		0-0	0-0	0-0	0 2 2	1 0	1 0 0 0	6					
04	BROWN, Elijah		4-9	1-3	4-7	1 4 5	4 13	0 2 0 1	24					
23	FURSTINGER, Joe		0-2	0-0	0-0	1 2 3	1 0	0 0 1 0	8					
25	JACOBS, Tim		0-0	0-0	0-0	0 3 3	0 0	1 0 0 0	7					
31	MATHIS, Anthony		0-0	0-0	0-0	0 0 0	1 0	0 0 0 0	3					
Team					0 1 1									
Totals			26-53	1-7	15-27	9 30 39	24 68	13 10 3 1	200					

FG % 1st Half: 12-25 48.0% 2nd half: 14-28 50.0% Game: 26-53 49.1% Deadball Rebounds 8
 3FG % 1st Half: 1-3 33.3% 2nd half: 0-4 0.0% Game: 1-7 14.3%
 FT % 1st Half: 5-12 41.7% 2nd half: 10-15 66.7% Game: 15-27 55.6%

Officials: Bob Staffen, Rick Hartzell, DG Nelson
 Technical fouls: Wyoming-None. New Mexico-TEAM.
 Attendance: 13196

Score by periods	1st	2nd	Total
Wyoming	29	41	70
New Mexico	30	38	68

	Points	In Paint	Off T/O	2nd Chance	Fast Break	Bench
WY	29	12	10	2	7	9
NM	42	5	9	11	13	



GM #19: NEW MEXICO 83, SAN JOSE ST. 64 SAT., JAN. 23, 2016 * SAN JOSE, CALIF.



New Mexico 83 • 11-8, 4-2 MW

#	Player	Total		3-Ptr		Rebounds			PF	TP	A TO Blk Stl			Min
		FG-FGA	FG-FGA	FT-FTA	Off Def Tot	PF	TP	A TO Blk Stl						
20	LOGWOOD, Sam	r	1-2	0-0	0-2	0 2 2	4 2	2 1 0 0	9					
32	WILLIAMS, Tim	r	10-19	0-0	2-4	4 6 10	2 22	1 1 1 1	32					
11	AGET, Obij	c	3-3	0-0	0-0	2 3 5	3 6	0 1 0 0	17					
03	HUNTER, Jordan	g	2-3	1-2	0-0	0 0 0	3 5	2 2 0 1	18					
21	ADAMS, Xavier	g	0-1	0-0	2-4	0 0 0	3 2	1 2 0 0	12					
04	BROWN, Elijah		10-15	4-5	9-9	1 5 6	2 33	2 4 0 2	28					
14	KUIPER, Dane		3-4	2-3	3-3	0 4 4	4 11	4 2 2 1	28					
23	FURSTINGER, Joe		1-6	0-0	0-0	4 3 7	0 2	2 1 4 2	23					
25	JACOBS, Tim		0-1	0-0	0-0	0 3 3	2 0	2 5 0 1	21					
31	MATHIS, Anthony		0-1	0-0	0-0	0 0 0	2 0	0 0 0 1	10					
34	NESBITT, Michael		0-0	0-0	0-0	0 0 0	0 0	0 0 0 0	2					
Team					1 1 2									
Totals			30-55	7-10	16-22	12 27 39	25 83	16 19 7 9	200					

FG % 1st Half: 14-27 51.9% 2nd half: 16-28 57.1% Game: 30-55 54.5% Deadball Rebounds 2,3
 3FG % 1st Half: 4-4 100.0 2nd half: 3-6 50.0% Game: 7-10 70.0%
 FT % 1st Half: 5-9 55.6% 2nd half: 11-13 84.6% Game: 16-22 72.7%

San José State 64 • 6-14, 1-7 MW

#		Player	Total		3-Ptr	Rebounds			PF	TP	A TO Blk Stl			Min		
			FG-FGA	FG-FGA	FT-FTA	Off	Def	Total								
14		ROGERS, Frank	f	6-11	3-6	1-2	4	4	8	4	16	1	1	1	0	34
32		WELAGE, Ryan		3-12	1-5	0-0	1	4	5	2	7	4	4	0	2	33
33		SCHWARTZ, Cody	f	1-4	1-3	0-0	0	0	0	1	3	1	0	0	0	16
00		HILLSMAN, Jaycee	g	2-4	1-2	3-4	0	0	0	2	8	2	3	0	1	23
23		ONWAS, Princeton	g	3-9	0-3	1-3	0	1	1	3	7	3	3	0	1	26
02		WILLIAMS, JR., Gary		0-8	0-1	2-2	0	1	1	1	2	1	2	0	2	12
10		BASOR, Ivo		1-1	1-1	0-2	0	1	1	0	3	0	0	0	0	4
15		CLARKE, Brandon		4-5	0-0	6-13	4	4	8	2	14	1	2	1	2	31
25		THORNTON, Isaac		1-2	0-0	2-2	0	0	0	3	4	1	2	1	2	13
25		BAHNER, Leon		0-0	0-0	0-0	0	1	1	3	0	0	0	2	0	8
		Team					0	4	4							
Totals				21-56	7-21	15-28	13	16	29	21	64	14	17	5	10	200

THE 2015-16 LOBO MEN'S BASKETBALL MEDIA CHART



#0 J.J. N'Ganga
6-10 * 240 * Sr * 1VL * C
Aubervilliers, France
N. Oklahoma - Tonkawa



#1 Cullen Neal
6-5 * 195 * So * RS * G
Albuquerque, N.M.
Eldorado HS



#3 Jordan Hunter
5-11 * 180 * Fr * HS * G
Beaumont, Texas
Ozen HS



#4 Elijah Brown
6-4 * 200 * So * RS * G
Orange County, Calif.
Butler University



#11 Obij Aget
7-1 * 220 * Jr * 2VL * C
La Porte, Ind.
La Lumiere HS



#12 Devon Williams
6-8 * 205 * Jr * RS * G/F
Dallas, Texas
Woodrow Wilson HS



#14 Dane Kuiper
6-7 * 200 * Fr * HS * G/F
Wassilla, Alaska
Corona Del Sol HS (Ariz.)




#20 Sam Logwood
6-7 * 210 * So * 1VL * G/F
Indianapolis, Ind.
La Lumiere HS



#21 Xavier Adams
6-4 * 205 * So * 1VL * G
Flower Mound, Texas
Marcus HS




#22 Connor Joy
6-4 * 195 * Sr * HS * G
Rehoboth, N.M.
Rehoboth Christian HS



#23 Joe Furstinger
6-9 * 215 * Fr * 1VL * F
Rancho Santa Margarita, Calif.
Santa Margarita Catholic HS



#25 Tim Jacobs
6-0 * 200 * Sr * 1VL * G
Las Cruces, N.M.
Cochise College (Ariz.)



#30 Adam Cumber
6-2 * 185 * Fr * RS * G
Albuquerque, N.M.
Sandia HS



#31 Anthony Mathis
6-3 * 170 * Fr * HS * G
West Linn, Ore.
West Linn HS



#32 Tim Williams
6-8 * 240 * Jr * RS * F
Flossmoor, Ill.
Samford University



#33 Michael Nesbitt
6-7 * 220 * Sr * TR * F
Evansville, Ind.
Missouri S&T



Craig Neal
Head Coach
3rd Season as Head Coach
9th Season at UNM
Georgia Tech, 1988



Chris Harriman
Associate Head Coach
1st Season at UNM
Augusta State, 2003




Alan Huss
Assistant Coach
1st Season at UNM
Creighton, 2002



Terrence Rencher
Assistant Coach
1st Season at UNM
Texas, 2007



Cody Hopkins
Director of Operations
2nd season at UNM
Northeastern St. (Okla.), 2006



Ben Sanders
Video Administrator
2nd season at UNM
Southwestern, 2009

THE 2015-16 LOBOS



J.J. N'Ganga
 6'10" - 240 lbs. - Senior - Center
 Aubervilliers, France (N. Oklahoma - Tonkawa)

0

NOTEWORTHY:

- Sitting out 2015-16 due to injury.

GAME-BY-GAME STATISTICS

SEASON HIGHS (2014-15)

Points: 9 vs. Boston College (11-20-14)
FG: 4 vs. Utah State (2-7-15)
FGA: 6 (2x) Last Time vs. Utah State (2-7-15)
3FG: N/A
3FGA: N/A
FT: 4 (2x) Last Time at UNLV (1-21-15)
FTA: 5 (2x) Last Time vs. Fresno State (12-31-14)
Rebounds: 7 at Utah State (1-10-15)
Assists: 2 at Colorado State (2-10-15)
Blocks: 2 vs. Boston College (11-20-14)
Steals: 1 at Grand Canyon (12-23-14)
Minutes Played: 25 vs. Boston College (11-20-14)

CAREER HIGHS

Points: 9 vs. Boston College (11-20-14)
FG: 4 vs. Utah State (2-7-15)
FGA: 6 (2x) Last Time vs. Utah State (2-7-15)
3FG: N/A
3FGA: N/A
FT: 4 (2x) Last Time at UNLV (1-21-15)
FTA: 5 (2x) Last Time vs. Fresno State (12-31-14)
Rebounds: 7 at Utah State (1-10-15)
Assists: 2 at Colorado State (2-10-15)
Blocks: 2 vs. Boston College (11-20-14)
Steals: 1 at Grand Canyon (12-23-14)
Minutes Played: 25 vs. Boston College (11-20-14)14)

MISCELLANEOUS STATISTICS

	SEASON (2014-15)	CAREER
Led Team in Rebounding	2	2
Led Team in Blocks	2	2
Led Team in Steals	1	1

CAREER STATISTICS

			Total		3-Point		F-Throws		Rebounds											Scoring	
Season	gp-gs	min/avg	fg-fga	pct	fg-fga	pct	ft-fa	pct	off	def	tot	avg	pf	fo	ast	to	blk	stl	pts	avg	
2014-15	29-0	344/11.9	36-61	.590	0-0	.000	22-36	.611	18	30	48	1.7	54	1	6	31	5	1	94	3.2	
TOTAL	29-0	344/11.9	36-61	.590	0-0	.000	22-36	.611	18	30	48	1.7	54	1	6	31	5	1	94	3.2	

THE 2015-16 LOBOS



Cullen Neal
6'5" - 195 lbs. - RS-Sophomore - Guard
Albuquerque, N.M. (Eldorado HS)

1

NOTEWORTHY :

- Second in the Mountain West at 4.2 assists per game
- Set career high of nine assists against New Mexico State at home
- NABC Good Works Team nominee
- Crossed 500 points for his career against Fresno State with 26
- Son of head coach Craig Neal

GAME-BY-GAME STATISTICS

SEASON HIGHS

#01 NEAL, Cullen

Opponent	Date	gs	min	Total		3-Pointers		Free throws		Rebounds		pf	a	t/o	blk	stl	pts	avg			
				fg	pct	3fg	pct	ft	pct	off	def								tot	avg	
TEXAS SOUTHERN	11/13/15	*	31	8-15	.533	2-6	.333	4-4	1.000	0	2	2	2	1	4	3	0	22	22.0		
at New Mexico State	11/15/15	*	36	6-16	.375	2-5	.400	4-4	1.000	0	5	5	3.5	3	2	3	0	18	20.0		
LOYOLA-CHICAGO	11/18/15	*	31	3-8	.375	2-5	.400	1-2	.500	0	4	4	3.7	1	4	3	0	9	16.3		
at USC	11/21/15	*	26	4-17	.235	3-7	.429	1-2	.500	0	1	1	3.0	5	4	1	0	12	15.3		
NICHOLLS STATE	11/25/15	*	29	5-18	.278	2-9	.222	0-2	.000	0	3	3	3.0	3	5	1	0	12	14.6		
ORAL ROBERTS	12/1/15	*	35	10-20	.500	4-7	.571	5-6	.833	0	2	2	2.8	2	7	4	0	29	17.0		
at Purdue	12/05/15	*	32	6-16	.375	2-6	.333	2-3	.667	0	3	3	2.9	4	5	3	0	16	16.9		
NORTHERN IOWA	12/12/15	*	32	1-11	.091	0-5	.000	0-1	.000	0	2	2	2.8	1	5	2	0	2	15.0		
NEW MEXICO STATE	12/16/15	*	34	4-11	.364	3-7	.429	2-2	1.000	0	4	4	2.9	2	9	3	0	13	14.8		
RICE	12/19/15	*	25	6-11	.545	2-3	.667	2-5	.400	1	1	2	2.8	5	7	5	0	16	14.9		
vs Auburn	12-22-15	*	38	6-17	.353	4-10	.400	5-6	.833	0	3	3	2.8	4	3	4	0	21	15.5		
vs BYU	12-23-15	*	24	4-7	.571	2-3	.667	4-4	1.000	0	3	3	2.8	4	2	8	0	14	15.3		
vs Washington State	12-25-15	*	8	0-3	.000	0-1	.000	0-0	.000	0	0	0	2.6	1	0	5	0	0	0	14.2	
NEVADA	12/30/15	*	38	3-13	.231	1-4	.250	4-6	.667	0	2	2	2.6	3	6	5	0	11	13.9		
at Fresno State	01/02/16	*	35	7-14	.500	4-9	.444	8-10	.800	1	4	5	2.7	3	3	5	0	1	26	14.7	
UTAH STATE	01/09/16	*	31	3-10	.300	2-7	.286	4-4	1.000	1	4	5	2.9	1	6	4	0	4	12	14.6	
at UNLV	01/12/16	*	36	2-10	.200	2-5	.400	8-10	.800	1	2	3	2.9	2	3	3	0	14	14.5		
WYOMING	1/16/16	*	29	5-10	.500	0-3	.000	3-8	.375	0	2	2	2.8	3	1	3	0	13	14.4		
Totals			18	550	83-227	.366	37-102	.363	57-79	.722	4	47	51	2.8	48	76	65	0	16	260	14.4

Games played: 18
Minutes/game: 30.6
Points/game: 14.4
FG Pct: 36.6
3FG Pct: 36.3
FT Pct: 72.2

Rebounds/game: 2.8
Assists/game: 4.2
Turnovers/game: 3.6
Assist/turnover ratio: 1.2
Steals/game: 0.9

Points: 29 vs. Oral Roberts (12-1-15)

FG: 10 vs. Oral Roberts (12-1-15)

FGA: 20 vs. Oral Roberts (12-1-15)

3FG: 4, Three times

3FGA: 10 vs. Auburn (12-22-15)

FT: 8, Twice

FTA: 10, Twice

Rebounds: 5, Three times

Assists: 9 vs. New Mexico State (12-16-16)

Blocks:

Steals: 4 vs. Utah State (1-9-16)

Minutes Played: 38, Twice

CAREER HIGHS

Points: 29 vs. Oral Roberts (12-1-15)

FG: 10 vs. Oral Roberts (12-1-15)

FGA: 20 vs. Oral Roberts (12-1-15)

3FG: 6 vs. Marquette (12-21-13)

3FGA: 10 (2x) Last Time vs. Auburn (12-22-15)

FT: 8 (3x) Last Time at UNLV (1-12-16)

FTA: 10 (3x) Last Time at UNLV (1-12-16)

Rebounds: 5 (4x) Last Time vs. Utah State (1-9-16)

Assists: 9 vs. New Mexico State (12-16-16)

Blocks: N/A

Steals: 4 vs. Utah State (1-9-16)

Minutes Played: 38 (2x) Last Time vs. Nevada (12-30-15)

MISCELLANEOUS STATISTICS

	SEASON	CAREER
Double-Digit Scoring	15	26
20+ Point Scoring	4	7
Led Team in Scoring	3	7
Led Team in Assists	14	17
Led Team in Steals	3	4

CAREER STATISTICS

			Total		3-Point		F-Throws		Rebounds										Scoring	
Season	gp-gs	min/avg	fg-fga	pct	fg-fga	pct	ft-fga	pct	off	def	tot	avg	pf	fo	ast	to	blk	stl	pts	avg
2013-14	34-3	677/19.9	75-201	.373	42-117	.359	51-71	.718	9	49	58	1.7	80	1	65	64	0	12	243	7.1
2014-15	3-3	89/29.7	13-35	.371	8-16	.500	17-20	.850	0	4	4	1.3	7	0	11	7	0	2	51	17.0
2015-16	18-18	550/30.6	83-227	.366	37-102	.363	57-79	.722	4	47	51	2.8	48	2	76	65	0	16	260	14.4
TOTAL	55-24	1316/23.9	171-463	.369	87-235	.370	125-170	.735	13	100	113	2.1	135	3	152	136	0	30	554	10.1

THE 2015-16 LOBOS



Jordan Hunter

3

5'11" - 180 lbs. - Freshman - Guard
Beaumont, Texas (Ozen HS)

NOTEWORTHY :

- Made first start of any freshman this season against San Jose State
- Scored 10 against Washington State, first freshman to hit double-digit scoring this season
- District Co-MVP as a senior in high school
- Reached the championship game of the 2015 Texas 5A state tournament

GAME-BY-GAME STATISTICS

SEASON HIGHS

#03 HUNTER, Jordan

Opponent	Date	gs	min	Total		3-Pointers		Free throws		Rebounds				pf	a	t/o	blk	stl	pts	avg
				fg-fga	pct	3fg-fga	pct	ft-fa	pct	off	def	tot	avg							
TEXAS SOUTHERN	11/13/15	5	0-1	.000	0-0	.000	0-0	.000	0	0	0	0.0	0	1	0	0	0	0	0.0	
at New Mexico State	11/15/15	4	1-1	1.000	1-1	1.000	0-0	.000	0	1	1	0.5	0	1	0	0	0	3	1.5	
LOYOLA-CHICAGO	11/18/15	11	1-2	.500	0-1	.000	0-0	.000	0	1	1	0.7	0	2	1	0	0	2	1.7	
at USC	11/21/15	2	0-0	.000	0-0	.000	0-0	.000	0	1	1	0.8	0	0	1	0	0	0	1.3	
NICHOLLS STATE	11/25/15	2	1-1	1.000	0-0	.000	0-0	.000	0	1	1	0.8	0	0	1	0	0	2	1.4	
ORAL ROBERTS	12/1/15	4	1-2	.500	0-1	.000	0-0	.000	0	0	0	0.7	0	1	0	0	0	2	1.5	
at Purdue	12/05/15	9	0-1	.000	0-0	.000	0-1	.000	0	0	0	0.6	0	3	1	0	0	1	1.3	
NORTHERN IOWA	12/12/15	15	2-3	.667	2-3	.667	0-0	.000	0	2	2	0.8	1	1	1	1	0	6	1.9	
NEW MEXICO STATE	12/16/15	3	0-2	.000	0-0	.000	0-0	.000	0	1	1	0.8	1	0	0	0	0	1	0.7	
RICE	12/19/15	6	2-4	.500	1-3	.333	0-0	.000	0	1	1	0.8	2	1	3	0	0	5	2.0	
vs Auburn	12-22-15	dnp	-	-	-	-	-	-	-	-	-	-	-	-	-	-	-	-	-	
vs BYU	12-23-15	16	1-2	.500	0-0	.000	0-0	.000	0	1	1	0.8	1	1	2	0	0	2	2.0	
vs Washington State	12-25-15	28	3-6	.500	0-3	.000	4-5	.800	0	2	2	0.9	0	2	0	0	0	1	10	2.7
NEVADA	12/30/15	9	0-1	.000	0-0	.000	0-0	.000	0	0	0	0.8	2	2	1	0	0	0	2.5	
at Fresno State	01/02/16	10	1-2	.500	1-1	1.000	0-0	.000	1	2	3	1.0	0	1	2	0	1	3	2.5	
UTAH STATE	01/09/16	7	2-2	1.000	0-0	.000	0-0	.000	0	3	3	1.1	0	1	1	0	3	4	2.6	
at UNLV	01/12/16	8	1-3	.333	0-0	.000	0-0	.000	0	0	0	1.1	0	1	0	0	0	2	2.6	
WYOMING	1/16/16	6	0-0	.000	0-0	.000	0-0	.000	0	2	2	1.1	1	1	0	0	0	0	2.4	
at San José State	1/23/16	18	2-3	.667	1-2	.500	0-0	.000	0	0	0	1.1	3	2	2	0	1	5	2.6	
Totals		1	163	18-36	.500	6-15	.400	4-6	.667	1	18	19	1.1	11	21	16	1	8	46	2.6

Games played: 18
Minutes/game: 9.1
Points/game: 2.6
FG Pct: 50.0
3FG Pct: 40.0
FT Pct: 66.7

Rebounds/game: 1.1
Assists/game: 1.2
Turnovers/game: 0.9
Assist/turnover ratio: 1.3
Steals/game: 0.4
Blocks/game: 0.1

Points: 10 vs. Washington State (12-25-15)

FG: 3 vs. Washington State (12-25-15)

FGA: 5 vs. Washington State (12-25-15)

3FG: 2 vs. Northern Iowa (12-12-15)

3FGA: 3, Three times

FT: 4 vs. Washington State (12-25-15)

FTA: 5 vs. Washington State (12-25-15)

Rebounds: 3, Twice

Assists: 2, Three times

Blocks: 1 vs. Northern Iowa (12-12-15)

Steals: 3 vs. Utah State (1-9-16)

Minutes Played: 28 vs. Washington State (12-25-15)

CAREER HIGHS

MISCELLANEOUS STATISTICS

Double-Digit Scoring
Led Team in Blocks

SEASON

1
1

CAREER

1
1

CAREER STATISTICS

			Total		3-Point		F-Throws		Rebounds											Scoring	
Season	gp-gs	min/avg	fg-fga	pct	fg-fga	pct	ft-fa	pct	off	def	tot	avg	pf	fo	ast	to	blk	stl	pts	avg	
2015-16	18-1	163/9.1	18-36	.500	6-15	.400	4-6	.667	1	18	19	1.1	11	0	21	16	1	8	46	2.6	
TOTAL	18-1	163/9.1	18-36	.500	6-15	.400	4-6	.667	1	18	19	1.1	11	0	21	16	1	8	46	2.6	

THE 2015-16 LOBOS



Elijah Brown
6'4" - 200 lbs. - RS-Sophomore - Guard
Orange County, Calif. (Butler)

4

NOTEWORTHY :

- Recorded first double-double against UNLV (24 pts, 10 rebs)
- Scored career-highs of 33 points against Auburn and San Jose State
- Scored over 20 points in five straight games (12/05-12/22)
- 15-for-15 FT shooting vs. Nevada was one short of school record
- Son of former NBA head coach Mike Brown

GAME-BY-GAME STATISTICS

SEASON HIGHS

#04 BROWN, Elijah

Opponent	Date	gs	min	Total		3-Pointers		Free throws		Rebounds				pf	a	t/o	blk	stl	pts	avg	
				fg-fga	pct	3fg-fga	pct	ft-fa	pct	off	def	tot	avg								
TEXAS SOUTHERN	11/13/15	*	24	6-9	.667	2-5	.400	2-3	.667	1	2	3	3.0	2	6	1	1	1	16	16.0	
at New Mexico State	11/15/15	*	35	8-17	.471	2-7	.286	13-14	.929	2	4	6	4.5	2	2	2	0	0	31	23.5	
LOYOLA-CHICAGO	11/18/15	*	30	2-6	.333	0-3	.000	2-2	1.000	0	5	5	4.7	2	3	4	0	1	6	17.7	
at USC	11/21/15	*	36	6-21	.286	4-12	.333	2-2	1.000	0	5	5	4.8	2	0	0	0	1	18	17.8	
NICHOLLS STATE	11/25/15	*	30	5-12	.417	2-9	.222	6-6	1.000	2	7	9	5.6	2	5	2	0	2	18	17.8	
ORAL ROBERTS	12/1/15	*	34	5-12	.417	4-9	.444	1-2	.500	2	4	6	5.8	2	5	1	0	2	15	17.3	
at Purdue	12/05/15	*	34	6-12	.500	3-5	.600	6-7	.857	0	4	4	5.6	2	3	5	0	1	21	17.9	
NORTHERN IOWA	12/12/15	*	38	9-15	.600	2-6	.333	5-6	.833	0	7	7	5.8	2	2	1	0	1	25	18.8	
NEW MEXICO STATE	12/16/15	*	34	7-14	.500	3-6	.500	3-5	.600	1	7	8	6.0	1	6	2	0	1	20	18.9	
RICE	12/19/15	*	30	5-13	.385	3-9	.333	8-9	.889	0	5	5	5.9	2	2	3	0	1	21	19.1	
vs Auburn	12-22-15	*	35	10-17	.588	6-9	.667	7-9	.778	0	7	7	6.0	4	0	5	0	1	33	20.4	
vs BYU	12-23-15	*	33	3-11	.273	2-6	.333	8-10	.800	0	3	3	5.8	2	2	1	0	0	16	20.0	
vs Washington State	12-25-15	*	35	4-14	.286	0-4	.000	7-8	.875	1	6	7	5.8	2	2	5	0	1	15	19.6	
NEVADA	12/30/15	*	37	4-12	.333	1-5	.200	15-15	1.000	1	4	5	5.8	2	4	5	0	3	24	19.9	
at Fresno State	01/02/16	*	25	2-4	.500	1-3	.333	7-7	1.000	0	3	3	5.6	3	3	6	0	0	12	19.4	
UTAH STATE	01/09/16	*	33	6-10	.600	2-4	.500	4-4	1.000	0	6	6	5.6	2	5	2	0	0	18	19.3	
at UNLV	01/12/16	*	37	10-20	.500	3-7	.429	1-2	.500	0	10	10	5.9	3	1	0	0	1	24	19.6	
WYOMING	1/16/16		24	4-9	.444	1-3	.333	4-7	.571	1	4	5	5.8	4	0	2	0	1	13	19.2	
at San José State	1/23/16		28	10-15	.667	4-5	.800	9-9	1.000	1	5	6	5.8	2	2	4	0	2	33	19.9	
Totals			17	612	112-243	.461	45-117	.385	110-127	.866	12	99	111	5.8	43	53	51	1	20	379	19.9

Games played: 19
Minutes/game: 32.2
Points/game: 19.9
FG Pct: .461
3FG Pct: .38.5
FT Pct: .86.6

Rebounds/game: 5.8
Assists/game: 2.8
Turnovers/game: 2.7
Assist/turnover ratio: 1.0
Steals/game: 1.1
Blocks/game: 0.1

Points: 33, Twice

FG: 10, Twice

FGA: 21 at USC (11-21-15)

3FG: 6 vs. Auburn (12-22-15)

3FGA: 12 at USC (11-21-15)

FT: 15 vs. Nevada (12-30-15)

FTA: 15 vs. Nevada (12-30-15)

Rebounds: 10 at UNLV (1-12-16)

Assists: 6, Twice

Blocks: 1 at Texas Southern (11-13-15)

Steals: 3 vs. Nevada (12-30-15)

Minutes Played: 38 vs. Northern Iowa (12-14-15)

CAREER HIGHS

MISCELLANEOUS STATISTICS

SEASON

CAREER

30+ Scoring	3	3
20+ Scoring	9	9
10+ Rebounds	1	1
Double-Doubles	1	1
Double-Digit Scoring	18	18
Led Team in Scoring	11	11
Led Team in Assists	5	5
Led Team in Rebounds	5	5
Led Team in Steals	7	7

CAREER STATISTICS

Season	gp-gs	min/avg	Total		3-Point		F-Throws		Rebounds				pf	fo	ast	to	blk	stl	Scoring	
			fg-fga	pct	fg-fga	pct	ft-fa	pct	off	def	tot	avg							pts	avg
2015-16	19-17	612/32.2	112-243	.461	45-117	.385	110-127	.866	12	99	111	5.8	43	0	53	51	1	20	379	19.9
TOTAL	19-17	612/32.2	112-243	.461	45-117	.385	110-127	.866	12	99	111	5.8	43	0	53	51	1	20	379	19.9

THE 2015-16 LOBOS



Obij Aget

7'1" - 220 lbs. - Junior - Center
Juba, South Sudan (La Lumiere HS)

11

NOTEWORTHY :

- Scored career-high 14 points with 11 boards against Nevada
- Averaging nearly 10 points, eight rebounds in MW play
- Six games with perfect field goal percentage
- Academic All-MW selection
- From a family of 12 children

GAME-BY-GAME STATISTICS

SEASON HIGHS

#11 AGET, Obij

Opponent	Date	gs	min	Total		3-Pointers		Free throws		Rebounds				pf	a	t/o	blk	stl	pts	avg	
				fg-fga	pct	3fg-fga	pct	ft-fa	pct	off	def	tot	avg								
TEXAS SOUTHERN	11/13/15	*	15	2-2	1.000	0-0	.000	2-2	1.000	3	3	6	6.0	1	0	2	0	0	6	6.0	
at New Mexico State	11/15/15	*	32	3-5	.600	0-0	.000	0-0	.000	4	2	6	6.0	5	0	1	0	0	6	6.0	
LOYOLA-CHICAGO	11/18/15	*	20	4-5	.800	0-0	.000	0-0	.000	1	7	8	6.7	3	1	1	1	0	8	6.7	
at USC	11/21/15	*	39	5-8	.625	0-0	.000	1-2	.500	6	5	11	7.8	2	0	1	4	0	11	7.8	
NICHOLLS STATE	11/25/15	*	16	3-3	1.000	0-0	.000	3-4	.750	2	6	8	7.8	1	0	0	0	0	9	8.0	
ORAL ROBERTS	12/1/15	*	21	2-3	.667	0-0	.000	2-2	1.000	1	2	3	7.0	4	0	4	0	0	6	7.7	
at Purdue	12/05/15	*	10	3-3	1.000	0-0	.000	1-2	.500	0	2	2	6.3	5	0	1	1	0	7	7.6	
NORTHERN IOWA	12/12/15	*	26	3-4	.750	0-0	.000	2-3	.667	2	2	4	6.0	4	0	1	0	0	8	7.6	
NEW MEXICO STATE	12/16/15	*	22	3-3	1.000	0-0	.000	1-1	1.000	0	1	1	5.4	3	0	0	2	1	7	7.6	
RICE	12/19/15	*	22	3-5	.600	0-0	.000	5-8	.625	2	5	7	5.6	2	2	2	5	0	11	7.9	
vs Auburn	12-22-15	*	34	2-2	1.000	0-0	.000	3-4	.750	2	7	9	5.9	2	0	2	2	0	7	7.8	
vs BYU	12-23-15	*	16	1-4	.250	0-0	.000	0-0	.000	3	1	4	5.8	4	0	2	0	0	2	7.3	
vs Washington State	12-25-15	*	32	2-5	.400	0-0	.000	0-0	.000	4	2	6	5.8	2	1	4	2	1	4	7.1	
NEVADA	12/30/15	*	33	7-9	.778	0-0	.000	0-1	.000	6	5	11	6.1	2	0	2	3	3	14	7.6	
at Fresno State	01/02/16	*	30	5-8	.625	0-0	.000	0-0	.000	2	8	10	6.4	4	1	1	3	0	10	7.7	
UTAH STATE	01/09/16	*	25	3-6	.500	0-0	.000	0-0	.000	3	3	6	6.4	2	0	3	1	0	6	7.6	
at UNLV	01/12/16	*	25	4-7	.571	0-0	.000	3-4	.750	3	5	8	6.5	4	0	2	1	0	11	7.8	
WYOMING	1/16/16	*	26	5-8	.625	0-0	.000	1-2	.500	2	3	5	6.4	4	1	1	1	0	11	8.0	
at San José State	1/23/16	*	17	3-3	1.000	0-0	.000	0-0	.000	2	3	5	6.3	3	0	1	0	0	6	7.9	
Totals			19	461	63-93	.677	0-0	.000	24-35	.686	48	72	120	6.3	57	6	31	27	5	150	7.9

Games played: 19
Minutes/game: 24.3
Points/game: 7.9
FG Pct: 67.7
FT Pct: 68.6

Rebounds/game: 6.3
Assists/game: 0.3
Turnovers/game: 1.6
Assist/turnover ratio: 0.2
Steals/game: 0.3
Blocks/game: 1.4

Points: 14 vs. Nevada (12-30-15)

FG: 7 vs. Nevada (12-30-15)

FGA: 9 vs. Nevada (12-30-15)

3FG:

3FGA:

FT: 5 vs. Rice (12-19-15)

FTA: 8 vs. Rice (12-19-15)

Rebounds: 11, Twice

Assists: 2 vs. Rice (12-19-15)

Blocks: 5 vs. Rice (12-19-15)

Steals: 3 vs. Nevada (12-30-15)

Minutes Played: 39 at USC (11-21-15)

CAREER HIGHS

Points: 14 (3x) Last Time vs. Nevada (12-30-15)

FG: 7 vs. Nevada (12-30-15)

FGA: 11 vs. Wyoming (3-7-15)

3FG: N/A

3FGA: N/A

FT: 5 (2x) Last Time vs. Rice (12-19-15)

FTA: 8 vs. Rice (12-19-15)

Rebounds: 12 (2x) Last Time at Fresno State (2-28-15)

Assists: 1 (11x) Last Time vs. Loyola-Chicago (11-18-15)

Blocks: vs. Rice (12-19-15)

Steals: 3 (2x) Last Time vs. Nevada (12-30-15)

Minutes Played: 42 vs. Wyoming (3-7-15)

MISCELLANEOUS STATISTICS

SEASON

Led Team in Scoring
Double-Digit Scoring
10+ Rebounds
Double-Doubles
Led Team in Rebounding
Led Team in Blocks
Led Team in Steals

6
3
3
6
8
1

CAREER

4
14
7
7
18
25
3

CAREER STATISTICS

			Total		3-Point		F-Throws		Rebounds											Scoring	
Season	gp-gs	min/avg	fg-fga	pct	fg-fga	pct	ft-fa	pct	off	def	tot	avg	pf	fo	ast	to	blk	stl	pts	avg	
2013-14	28-2	176/6.3	14-26	.538	0-0	.000	7-13	.538	13	24	37	1.3	30	1	2	7	5	1	35	1.3	
2014-15	31-31	765/24.7	81-145	.559	0-0	.000	50-77	.649	60	108	168	5.4	80	4	8	43	42	16	212	6.8	
2015-16	19-19	461/24.3	63-93	.677	0-0	.000	24-35	.686	48	72	120	6.3	57	2	6	31	27	5	150	7.9	
TOTAL	78-52	1402/18.0	158-264	.598	0-0	.000	81-125	.648	121	204	325	4.2	167	7	16	81	74	22	397	5.1	

NEW MEXICO BASKETBALL
WWW.GOLOBOS.COM

THE 2015-16 LOBOS



Devon Williams
6'8" - 210 lbs. - RS-Junior - Forward
Dallas, Texas (Woodrow Wilson HS)

12

NOTEWORTHY :

- Out due to injury
- Decorated prep career at Woodrow Wilson High School
- Academic All-MW selection
- Started 30 games at the forward position in 2014-15

GAME-BY-GAME STATISTICS

SEASON HIGHS

#12 WILLIAMS, Devon

Opponent	Date	Total		3-Pointers		Free throws		Rebounds				pf	a	t/o	blk	stl	pts	avg	
		gs	min	fg-fga	pct	3fg-fga	pct	ft-fa	pct	off	def								tot
TEXAS SOUTHERN	11/13/15	14	0	0-0	.000	0-0	.000	2-4	.500	0	3	3	3.0	3	0	0	1	2	2.0
at New Mexico State	11/15/15	14	0	1-1	.000	0-0	.000	2-2	1.000	0	0	0	1.5	1	0	1	0	2	2.0
Totals		0	28	0-1	.000	0-0	.000	4-6	.667	0	3	3	1.5	4	0	1	0	4	2.0

Games played: 2
Minutes/game: 14.0
Points/game: 2.0
FG Pct: 0.0
FT Pct: 66.7

Rebounds/game: 1.5
Turnovers/game: 0.5
Steals/game: 0.5

Points: 2, Twice

FG:

FGA: 1 at New Mexico State (11-15-15)

3FG:

3FGA:

FT: 2, Twice

FTA: 4 vs. Texas Southern (11-13-15)

Rebounds: 3 vs. Texas Southern (11-13-15)

Assists:

Blocks:

Steals: 1 vs. Texas Southern (11-13-15)

Minutes Played: 14, Twice

CAREER HIGHS

Points: 15 vs. USC (11-30-14)

FG: 7 vs. Wyoming (3-7-15)

FGA: 11 (2x) Last Time vs. Wyoming (3-7-15)

3FG: 1 (5x) Last Time at Wyoming (1-24-15)

3FGA: 5 vs. USC (11-30-14)

FT: 5 (2x) Last Time vs. UNLV (2-21-15)

FTA: 6 (4x) Last Time vs. UNLV (2-21-15)

Rebounds: 10 vs. USC (11-30-14)

Assists: 2 (5x) Last Time vs. Wyoming (3-7-15)

Blocks: 3 (2x) Last Time vs. San Diego State (2-17-15)

Steals: 3 vs. Fresno State (12-31-14)

Minutes Played: 36 (2x) Last Time vs. Wyoming (3-7-15)

MISCELLANEOUS STATISTICS

SEASON

CAREER

Double-Digit Scoring

10+ Rebounds

Double-Doubles

Led Team in Scoring

Led Team in Rebounding

Led Team in Blocks

Led Team in Steals

Led Team in Assists

7

1

1

2

2

6

4

1

CAREER STATISTICS

			Total		3-Point		F-Throws		Rebounds										Scoring	
Season	gp-gs	min/avg	fg-fga	pct	fg-fga	pct	ft-fa	pct	off	def	tot	avg	pf	fo	ast	to	blk	stl	pts	avg
2013-14	5-0	8/1.6	1-1	1.000	0-0	.000	0-0	.000	1	1	2	0.4	6	0	1	1	0	0	2	0.4
2014-15	31-30	701/22.6	75-164	.457	5-19	.263	53-76	.697	48	56	104	3.4	63	1	20	46	20	17	208	6.7
2015-16	2-0	28/14.0	0-1	.000	0-0	.000	4-6	.667	0	3	3	1.5	4	0	0	1	0	1	4	2.0
TOTAL	38-30	737/19.4	76-166	.458	5-19	.263	57-82	.695	49	60	109	2.9	73	1	21	48	20	18	214	5.6

THE 2015-16 LOBOS



Dane Kuiper

14

6'7" - 200 lbs. - Freshman - Guard/Forward
Wasilla, Alaska (Corona del Sol HS (Ariz.))

NOTEWORTHY :

- Set career-highs of 11 points, four rebounds, four assists and two blocks at San Jose State
- Rated as the top player in Arizona for the 2015 recruiting class
- Helped guide Tempe Corona del Sol to a pair of state championships
- One of five NCAA Division I players from the 2014-15 Corona del Sol Aztecs

GAME-BY-GAME STATISTICS

SEASON HIGHS

#14 KUIPER, Dane

Opponent	Date	gs	min	Total		3-Pointers		Free throws		Rebounds				pf	a	t/o	blk	stl	pts	avg		
				fg	fga	pct	3fg	3fga	pct	ft	fta	pct	off	def	tot	avg						
TEXAS SOUTHERN	11/13/15	8	0-2	.000	0-1	.000	0-0	0-0	.000	0-0	0-0	.000	0	0	0	0.0	0	1	1	0	1	1.0
at New Mexico State	11/15/15	4	0-0	.000	0-0	.000	0-0	0-0	.000	0-0	0-0	.000	0	0	0	0.0	0	0	1	0	0	0.5
LOYOLA-CHICAGO	11/18/15	5	0-0	.000	0-0	.000	0-0	0-0	.000	0-0	0-0	.000	0	1	1	0.3	0	0	0	0	0	0.3
at USC	11/21/15	dnp	-	-	-	-	-	-	-	-	-	-	-	-	-	-	-	-	-	-	-	-
NICHOLLS STATE	11/25/15	6	0-1	.000	0-1	.000	0-0	0-0	.000	0-0	0-0	.000	0	0	0	0.3	1	1	0	0	0	0.3
ORAL ROBERTS	12/1/15	3	0-0	.000	0-0	.000	0-0	0-0	.000	0-0	0-0	.000	0	1	1	0.4	2	1	0	0	0	0.2
at Purdue	12/05/15	dnp	-	-	-	-	-	-	-	-	-	-	-	-	-	-	-	-	-	-	-	-
NORTHERN IOWA	12/12/15	dnp	-	-	-	-	-	-	-	-	-	-	-	-	-	-	-	-	-	-	-	-
NEW MEXICO STATE	12/16/15	7	1-2	.500	0-0	.000	0-0	0-0	.000	0-0	0-0	.000	0	3	3	0.8	2	1	0	0	0	2.5
RICE	12/19/15	4	1-2	.500	0-0	.000	0-0	0-0	.000	0-0	0-0	.000	0	0	0	0.7	0	0	0	0	0	2.7
vs Auburn	12-22-15	dnp	-	-	-	-	-	-	-	-	-	-	-	-	-	-	-	-	-	-	-	-
vs BYU	12-23-15	3	0-1	.000	0-0	.000	0-0	0-0	.000	0-0	0-0	.000	0	0	0	0.6	0	0	0	0	0	0.6
vs Washington State	12-25-15	2	0-1	.000	0-0	.000	0-0	0-0	.000	0-0	0-0	.000	0	0	0	0.6	0	0	0	1	0	0.6
NEVADA	12/30/15	dnp	-	-	-	-	-	-	-	-	-	-	-	-	-	-	-	-	-	-	-	-
at Fresno State	01/02/16	dnp	-	-	-	-	-	-	-	-	-	-	-	-	-	-	-	-	-	-	-	-
UTAH STATE	01/09/16	14	1-3	.333	0-1	.000	0-0	0-0	.000	0-0	0-0	.000	0	3	3	0.8	0	1	1	0	2	0.7
at UNLV	01/12/16	5	0-1	.000	0-0	.000	0-0	0-0	.000	0-0	0-0	.000	1	0	1	0.8	0	2	0	0	0	0.6
WYOMING	1/16/16	dnp	-	-	-	-	-	-	-	-	-	-	-	-	-	-	-	-	-	-	-	-
at San José State	1/23/16	28	3-4	.750	2-3	.667	3-3	1.000	0	4	4	1.1	4	4	2	2	1	1	1	1	11	1.5
Totals		0	89	6-17	.353	2-6	.333	4-5	.800	1	12	13	1.1	9	9	7	3	4	3	4	18	1.5

Games played: 12
Minutes/game: 7.4
Points/game: 1.5
FG Pct: 35.3
3FG Pct: 33.3
FT Pct: 80.0

Rebounds/game: 1.1
Assists/game: 0.8
Turnovers/game: 0.6
Assist/turnover ratio: 1.3
Steals/game: 0.3
Blocks/game: 0.3

Points: 11 at San Jose State (1-26-16)

FG: 3 at San Jose State (1-26-16)

FGA: 4 at San Jose State (1-26-16)

3FG: 2 at San Jose State (1-26-16)

3FGA: 3 at San Jose State (1-26-16)

FT: 3 at San Jose State (1-26-16)

FTA: 3 at San Jose State (1-26-16)

Rebounds: 4 at San Jose State (1-26-16)

Assists: 4 at San Jose State (1-26-16)

Blocks: 2 at San Jose State (1-26-16)

Steals: 2 vs. Utah State (1-9-16)

Minutes Played: 28 at San Jose State (1-26-16)

CAREER HIGHS

MISCELLANEOUS STATISTICS

	SEASON	CAREER
Double-Digit Scoring	1	1
Led Team in Assists	1	1

CAREER STATISTICS

			Total		3-Point		F-Throws		Rebounds											Scoring	
Season	gp-gs	min/avg	fg-fga	pct	fg-fga	pct	ft-fa	pct	off	def	tot	avg	pf	fo	ast	to	blk	stl	pts	avg	
2015-16	12-0	89/7.4	6-17	.353	2-6	.333	4-5	.800	1	12	13	1.1	9	0	9	7	3	4	18	1.5	
TOTAL	12-0	89/7.4	6-17	.353	2-6	.333	4-5	.800	1	12	13	1.1	9	0	9	7	3	4	18	1.5	

THE 2015-16 LOBOS



Sam Logwood
6'7" - 210 lbs. - Sophomore - Guard/Forward
Indianapolis, Ind. (La Lumiere HS)

20

NOTEWORTHY :

- Scored double digits against Loyola-Chicago, NMSU and UNLV
- Shooting 44 percent from 3-point range
- Career-highs of seven boards, five assists against Wyoming
- Academic All-MW selection

GAME-BY-GAME STATISTICS

SEASON HIGHS

#20 LOGWOOD, Sam

Opponent	Date	gs	min	Total		3-Pointers		Free throws		Rebounds				pf	a	t/o	blk	stl	pts	avg	
				fg-fga	pct	3fg-fga	pct	ft-fa	pct	off	def	tot	avg								
TEXAS SOUTHERN	11/13/15	*	18	2-4	.500	0-1	.000	1-3	.333	0	3	3	3.0	2	2	0	0	1	5	5.0	
at New Mexico State	11/15/15	*	22	3-7	.429	2-2	1.000	1-1	1.000	4	1	5	4.0	2	0	1	1	0	9	7.0	
LOYOLA-CHICAGO	11/18/15	*	26	5-5	1.000	2-2	1.000	0-0	.000	1	3	4	4.0	2	2	1	2	0	12	8.7	
at USC	11/21/15	*	16	1-5	.200	0-2	.000	0-1	.000	2	4	6	4.5	3	1	3	0	0	2	7.0	
NICHOLLS STATE	11/25/15	*	19	2-4	.500	1-2	.500	1-2	.500	1	3	4	4.4	2	2	4	1	2	6	6.8	
ORAL ROBERTS	12/1/15	*	23	2-5	.400	1-2	.500	1-2	.500	1	1	2	4.0	3	1	0	1	1	6	6.7	
at Purdue	12/05/15	*	27	0-2	.000	0-1	.000	0-0	.000	1	3	4	4.0	5	1	2	0	2	0	5.7	
NORTHERN IOWA	12/12/15	*	22	2-3	.667	1-1	1.000	1-3	.333	3	4	7	4.4	3	1	3	0	0	6	5.8	
NEW MEXICO STATE	12/16/15	*	22	2-5	.400	1-3	.333	5-8	.625	1	3	4	4.3	2	2	0	0	0	10	6.2	
RICE	12/19/15	*	31	1-2	.500	1-2	.500	1-2	.500	0	3	3	4.2	2	2	1	0	2	4	6.0	
vs Auburn	12-22-15	*	34	2-6	.333	0-2	.000	1-1	1.000	1	3	4	4.2	4	3	6	0	1	5	5.9	
vs BYU	12-23-15	*	27	2-4	.500	0-0	.000	0-0	.000	0	1	1	3.9	0	1	2	0	1	4	5.8	
vs Washington State	12-25-15	*	26	3-6	.500	0-1	.000	0-0	.000	0	4	4	3.9	1	3	0	0	0	6	5.8	
NEVADA	12/30/15	*	30	1-5	.200	1-2	.500	2-4	.500	3	2	5	4.0	4	2	2	1	2	5	5.7	
at Fresno State	01/02/16	*	23	3-6	.500	0-0	.000	0-0	.000	0	4	4	4.0	3	2	1	0	1	6	5.7	
UTAH STATE	01/09/16	*	21	3-3	1.000	0-0	.000	2-4	.500	1	0	1	3.8	2	2	2	0	0	8	5.9	
at UNLV	01/12/16	*	29	4-9	.444	1-1	1.000	3-4	.750	3	3	6	3.9	1	1	3	0	1	12	6.2	
WYOMING	1/16/16	*	39	0-5	.000	0-1	.000	1-2	.500	1	6	7	4.1	3	5	2	0	0	1	5.9	
at San José State	1/23/16	*	9	1-2	.500	0-0	.000	0-2	.000	0	2	2	4.0	4	2	1	0	0	2	5.7	
Totals			19	464	39-88	.443	11-25	.440	20-39	.513	23	53	76	4.0	48	35	34	6	14	109	5.7

Games played: 19
Minutes/game: 24.4
Points/game: 5.7
FG Pct: 44.3
3FG Pct: 44.0
FT Pct: 51.3

Rebounds/game: 4.0
Assists/game: 1.8
Turnovers/game: 1.8
Assist/turnover ratio: 1.0
Steals/game: 0.7
Blocks/game: 0.3

Points: 12, Twice

FG: 5 vs. Loyola-Chicago (11-18-15)

FGA: 7 at New Mexico State (11-15-15)

3FG: 2, Twice

3FGA: 3 vs. New Mexico State (12-16-16)

FT: 5 vs. New Mexico State (12-16-16)

FTA: 8 vs. New Mexico State (12-16-16)

Rebounds: 7, Twice

Assists: 5 vs. Wyoming (1-16-16)

Blocks: 2 vs. Loyola-Chicago (11-18-15)

Steals: 2, Four times

Minutes Played: 39 vs. Wyoming (1-16-16)

CAREER HIGHS

Points: 17 vs. Air Force (1-14-15)

FG: 6 (2x) Last Time vs. Air Force (3-11-15)

FGA: 11 vs. Air Force (3-11-15)

3FG: 2 (5x) Last Time vs. Nicholls State (11-25-15)

3FGA: 6 vs. Air Force (3-11-15)

FT: 5 vs. Air Force (1-14-15)

FTA: 6 vs. Air Force (1-14-15)

Rebounds: 7 (3x) Last Time vs. Wyoming (1-16-16)

Assists: 5 vs. Wyoming (1-16-16)

Blocks: 2 vs. Loyola-Chicago (11-18-15)

Steals: 2 (5x) Last Time vs. Nevada (12-30-15)

Minutes Played: 39 vs. Wyoming (1-16-16)

MISCELLANEOUS STATISTICS

SEASON

Led Team in Scoring
Double-Digit Scoring
Led Team in Rebounding
Led Team in Steals
Led Team in Blocks
Led Team in Assists

3
1
5
1
3

CAREER

2
9
2
8
2
5

CAREER STATISTICS

Season	gp-gs	min/avg	Total		3-Point		F-Throws		Rebounds				Scoring					
			fg-fga	pct	fg-fga	pct	ft-fa	pct	off	def	tot	avg	pf	fo	ast	to	blk	stl
2014-15	28-16	572/20.4	57-145	.393	17-55	.309	40-55	.727	24	52	76	2.7	46	0	31	29	3	9
2015-16	19-19	464/24.4	39-88	.443	11-25	.440	20-39	.513	23	53	76	4.0	48	1	35	34	6	14
TOTAL	47-35	1036/22.0	96-233	.412	28-80	.350	60-94	.638	47	105	152	3.2	94	1	66	63	9	23

THE 2015-16 LOBOS



Xavier Adams
6'4" - 205 lbs. - Sophomore - Guard
Flower Mound, Texas (Edward S. Marcus HS)

21

NOTEWORTHY :

- Team's leading scorer off the bench
- Had a career-high 14 point against Nevada
- Multiple blocks against Fresno State and UNLV
- Made first start this season against Wyoming
- Rated among top 15 players in the state of Texas as a high school senior

GAME-BY-GAME STATISTICS

SEASON HIGHS

#21 ADAMS, Xavier

Opponent	Date	Total			3-Pointers		Free throws		Rebounds				pts	avg						
		fg	gs	min	fg-fga	pct	3fg-fga	pct	ft-fte	pct	off	def			tot	avg				
TEXAS SOUTHERN	11/13/15	14	3-4	.750	1-1	1.000	0-0	.000	2	2	4	4.0	4	3	0	0	7	7.0		
at New Mexico State	11/15/15	14	1-2	.500	0-1	.000	0-0	.000	1	1	2	3.0	1	0	0	0	2	4.5		
LOYOLA-CHICAGO	11/18/15	11	2-4	.500	0-1	.000	3-4	.750	0	3	3	3.0	3	0	0	0	7	5.3		
at USC	11/21/15	16	1-6	.167	1-2	.500	2-2	1.000	2	1	3	3.0	1	0	1	0	5	5.3		
NICHOLLS STATE	11/25/15	8	2-5	.400	0-2	.000	0-0	.000	1	1	2	2.8	3	0	1	0	4	5.0		
ORAL ROBERTS	12/1/15	13	0-2	.000	0-0	.000	0-0	.000	0	0	0	2.3	3	2	0	0	0	4.2		
at Purdue	12/05/15	6	0-2	.000	0-1	.000	0-0	.000	1	2	3	2.4	1	1	1	0	1	3.6		
NORTHERN IOWA	12/12/15	16	1-2	.500	0-0	.000	0-0	.000	2	1	3	2.5	1	2	1	0	0	2.34		
NEW MEXICO STATE	12/16/15	11	2-4	.500	0-1	.000	1-1	1.000	1	1	2	2.4	2	0	1	0	0	5.36		
RICE	12/19/15	13	0-0	.000	0-0	.000	3-4	.750	1	2	3	2.5	4	3	0	1	0	3.35		
vs Auburn	12-22-15	6	0-0	.000	0-0	.000	0-2	.000	0	0	0	2.3	2	0	1	0	0	3.2		
vs BYU	12-23-15	9	0-0	.000	0-0	.000	2-2	1.000	0	0	0	2.1	1	0	2	0	0	2.31		
vs Washington State	12-25-15	11	1-2	.500	0-1	.000	2-4	.500	1	2	3	2.2	1	0	0	0	2	4.32		
NEVADA	12/30/15	20	4-6	.667	0-0	.000	6-8	.750	2	3	5	2.4	3	2	2	0	0	14.39		
at Fresno State	01/02/16	14	1-2	.500	0-1	.000	1-2	.500	0	0	0	2.2	2	2	3	2	2	3.39		
UTAH STATE	01/09/16	9	1-4	.250	0-1	.000	0-0	.000	1	1	2	2.2	1	0	0	0	0	2.38		
at UNLV	01/12/16	9	1-1	1.000	0-0	.000	1-2	.500	1	1	2	2.2	4	0	1	2	0	3.37		
WYOMING	1/16/16 *	18	5-8	.625	0-0	.000	3-4	.750	2	0	2	2.2	3	2	1	1	0	13.42		
at San José State	1/23/16 *	12	0-1	.000	0-0	.000	2-4	.500	0	0	0	2.1	3	1	2	0	0	2.41		
Totals		2	230	25-55	.455	2-12	.167	26-39	.667	18	21	39	2.1	43	18	17	6	7	78	4.1

Games played: 19
Minutes/game: 12.1
Points/game: 4.1
FG Pct: 45.5
3FG Pct: 16.7
FT Pct: 66.7

Rebounds/game: 2.1
Assists/game: 0.9
Turnovers/game: 0.9
Assist/turnover ratio: 1.1
Steals/game: 0.4
Blocks/game: 0.3

Points: 14 vs. Nevada (12-30-15)

FG: 5 vs. Wyoming (1-16-16)

FGA: 8 vs. Wyoming (1-16-16)

3FG: 1 vs. Texas Southern (11-13-15)

3FGA: 2, Twice

FT: 6 vs. Nevada (12-30-15)

FTA: 8 vs. Nevada (12-30-15)

Rebounds: 5 vs. Nevada (12-30-15)

Assists: 3, Twice

Blocks: 2, Twice

Steals: 2 vs. Washington State (12-25-15)

Minutes Played: 20 vs. Nevada (12-30-15)

CAREER HIGHS

Points: 14 vs. Nevada (12-30-15)

FG: 5 (2x) Last Time vs. Wyoming (1-16-16)

FGA: 8 (3x) Last Time vs. Wyoming (1-16-16)

3FG: 2 vs. Fresno State (12-31-14)

3FGA: 4 vs. ULM (12-13-14)

FT: 6 vs. Nevada (12-30-15)

FTA: 8 vs. Nevada (12-30-15)

Rebounds: 6 vs. Central Arkansas (12-17-14)

Assists: 3 (2x) Last Time vs. Rice (12-19-15)

Blocks: 2 (2x) Last Time at UNLV (1-12-16)

Steals: 3 at New Mexico State (12-20-14)

Minutes Played: 27 at Grand Canyon (12-23-14)

MISCELLANEOUS STATISTICS

	SEASON	CAREER
Double-Digit Scoring	1	2
Led Team in Steals	2	3
Led Team in Blocks	2	5

CAREER STATISTICS

Season	gp-gs	min/avg	Total fg-fga	pct	3-Point fg-fga	pct	F-Throws ft-fa	pct	Rebounds off	def	tot	avg	pf	fo	ast	to	blk	stl	Scoring pts	avg
2014-15	30-11	357/11.9	35-78	.449	9-31	.290	19-38	.500	20	37	57	1.9	40	1	18	24	9	9	98	3.3
2015-16	19-2	230/12.1	25-55	.455	2-12	.167	26-39	.667	18	21	39	2.1	43	0	18	17	6	7	78	4.1
TOTAL	49-13	587/12.0	60-133	.451	11-43	.256	45-77	.584	38	58	96	2.0	83	1	36	41	15	16	176	3.6

NEW MEXICO BASKETBALL
WWW.GOLOBOS.COM

THE 2015-16 LOBOS



Connor Joy
 6'4" - 195 lbs. - Senior - Guard
 Rehoboth, N.M. (Rehoboth Christian School)

22

NOTEWORTHY :

- Joins the team after three seasons as a manager
- Made a 3-pointer on his first regular season possession
- Played on the varsity team at Rehoboth Christian School from 2009-11
- Was named to the Navajo Times All-Star Team as a senior
- Favorite NBA player of all time is Larry Bird

GAME-BY-GAME STATISTICS

SEASON HIGHS

#22 JOY, Connor

Opponent	Date	gs	min	Total fg-fga	pct	3-Pointers 3fg-fga	pct	Free throws ft-fa	pct	Rebounds off def tot	avg	pf	a	t/o	blk	stl	pts	avg
TEXAS SOUTHERN	11/13/15	dnp		-	-	-	-	-	-	-	-	-	-	-	-	-	-	-
at New Mexico State	11/15/15	dnp		-	-	-	-	-	-	-	-	-	-	-	-	-	-	-
LOYOLA-CHICAGO	11/18/15	1	1	1-1	1.000	1-1	1.000	0-0	.000	0	0	0	0.0	1	0	1	0	3 3.0
Totals		0	1	1-1	1.000	1-1	1.000	0-0	.000	0	0	0	0.0	1	0	1	0	3 3.0

Games played: 1
 Minutes/game: 1.0
 Points/game: 3.0
 FG Pct: 100.0
 3FG Pct: 100.0

Turnovers/game: 1.0

Points: 3 vs. Loyola-Chicago (11-18-15)

FG: 1 vs. Loyola-Chicago (11-18-15)

FGA: 1 vs. Loyola-Chicago (11-18-15)

3FG: 1 vs. Loyola-Chicago (11-18-15)

3FGA: 1 vs. Loyola-Chicago (11-18-15)

FT:

FTA:

Rebounds:

Assists:

Blocks:

Steals:

Minutes Played: 1 vs. Loyola-Chicago (11-18-15)

CAREER HIGHS

MISCELLANEOUS STATISTICS

CAREER STATISTICS

Season	gp-gs	min/avg	Total fg-fga	pct	3-Point fg-fga	pct	F-Throws ft-fa	pct	Rebounds off def tot	avg	pf	fo	ast	to	blk	stl	Scoring pts	avg
2015-16	1-0	1/1.0	1-1	1.000	1-1	1.000	0-0	.000	0	0	0	0.0	1	0	0	1	0	3 3.0
TOTAL	1-0	1/1.0	1-1	1.000	1-1	1.000	0-0	.000	0	0	0	0.0	1	0	0	1	0	3 3.0

THE 2015-16 LOBOS



Joe Furstinger
6'9" - 215 lbs. - Sophomore - Forward
Rancho Santa Margarita, Calif. (Santa Margarita HS)

23

NOTEWORTHY :

- Four blocks, two steals and season-high seven rebounds against San Jose State
- Led Lobos in assists against UNLV
- Led all UNM bigs in assists by a wide margin last season
- Played at the same high school as the Warrior's Klay Thompson

GAME-BY-GAME STATISTICS

SEASON HIGHS

#23 FURSTINGER, Joe

Opponent	Date	gs	min	Total fg-fga	pct	3-Pointers 3fg-fga	pct	Free throws ft-fa	pct	off	def	tot	avg	pf	a	t/o	blk	stl	pts	avg
TEXAS SOUTHERN	11/13/15	16	2-2	1,000	0-0	.000	1-2	.500	0	2	2	2.0	4	1	2	1	1	5	5.0	
at New Mexico State	11/15/15	9	1-1	1,000	0-0	.000	0-0	.000	0	2	2	2.0	4	0	1	0	0	2	3.5	
LOYA-CHICAGO	11/18/15	22	1-2	.500	0-0	.000	1-2	.500	0	4	4	2.7	3	1	3	3	2	3	3.3	
at USC	11/21/15	4	0-0	.000	0-0	.000	3-4	.750	0	0	0	2.0	1	0	0	0	0	3	3.3	
NICHOLLS STATE	11/25/15	25	2-3	.667	0-0	.000	0-0	.000	0	0	0	1.6	3	0	0	3	2	4	3.4	
ORAL ROBERTS	12/1/15	8	0-3	.000	0-0	.000	1-2	.500	3	2	5	2.2	2	0	0	0	0	1	3.0	
at Purdue	12/05/15	18	1-4	.250	0-0	.000	0-2	.000	0	0	0	1.9	3	0	0	0	1	1	2	2.9
NORTHERN IOWA	12/12/15	9	2-3	.667	0-0	.000	1-1	1.000	1	0	1	1.8	2	0	0	0	0	1	5	3.1
NEW MEXICO STATE	12/16/15	12	0-1	.000	0-0	.000	0-0	.000	0	0	0	1.6	4	0	0	0	0	0	0	2.8
RICE	12/19/15	13	1-2	.500	0-0	.000	3-4	.750	1	4	5	1.9	4	0	1	1	1	5	3.0	
vs Auburn	12-22-15	13	0-2	.000	0-1	.000	0-0	.000	1	1	2	1.9	1	0	1	0	1	0	2	2.7
vs BYU	12-23-15	20	1-2	.500	0-0	.000	3-4	.750	0	3	3	2.0	4	1	0	0	1	5	2.9	
vs Washington State	12-25-15	7	0-1	.000	0-0	.000	2-2	1.000	0	1	1	1.9	0	0	1	1	0	2	2.8	
NEVADA	12/30/15	5	0-1	.000	0-0	.000	0-0	.000	0	2	2	1.9	1	0	0	0	0	0	0	2.6
at Fresno State	01/02/16	5	0-1	.000	0-0	.000	0-0	.000	0	0	0	1.8	0	0	0	1	0	1	0	2.5
UTAH STATE	01/09/16	11	0-1	.000	0-0	.000	1-2	.500	0	0	0	1.7	3	0	1	1	0	1	2.4	
at UNLV	01/12/16	12	0-0	.000	0-0	.000	0-0	.000	0	1	1	1.6	3	3	0	0	1	0	2.2	
WYOMING	1/16/16	8	0-2	.000	0-0	.000	0-0	.000	1	2	3	1.7	1	0	0	1	0	0	2	2.1
at San Jose State	1/23/16	23	1-6	.167	0-0	.000	0-0	.000	4	3	7	2.0	0	2	1	4	2	2	2.1	
Totals		0	240	12-37	.324	0-1	.000	16-25	.640	11	27	38	2.0	43	8	12	16	14	40	2.1

Games played: 19
 Minutes/game: 12.6
 Points/game: 2.1
 FG Pct: 32.4
 3FG Pct: 0.0
 FT Pct: 64.0

Rebounds/game: 2.0
 Assists/game: 0.4
 Turnovers/game: 0.6
 Assist/turnover ratio: 0.7
 Steals/game: 0.7
 Blocks/game: 0.8

Points: 5, Four times

FG: 2, Three times

FGA: 6 at San Jose State (1-23-16)

3FG:

3FGA: 1, vs. Auburn (12-22-15)

FT: 3, Three times

FTA: 4, Three times

Rebounds: 7 at San Jose State (1-23-16)

Assists: 3, at UNLV (1-12-16)

Blocks: 4 at San Jose State (1-23-16)

Steals: 2, Three times

Minutes Played: 25 vs. Nicholls State (11-25-15)

CAREER HIGHS

Points: 6 (2x) Last Time vs. Fresno State (12-31-14)

FG: 2 (9x) Last Time vs. Northern Iowa (12-12-15)

FGA: 6 (2x) Last Time at San Jose State (1-23-16)

3FG: 1 vs. New Mexico State (12-3-14)

3FGA: 2 at Valparaiso (12-6-14)

FT: 4 at New Mexico State (12-20-14)

FTA: 5 vs. Idaho State (11-14-14)

Rebounds: 8 at Grand Canyon (12-23-14)

Assists: 3 (4x) Last Time at UNLV (1-12-16)

Blocks: 4 at San Jose State (1-23-16)

Steals: 2 (3x) Last Time at San Jose State (1-23-16)

Minutes Played: 26 at Grand Canyon (12-23-14)

MISCELLANEOUS STATISTICS

SEASON

Led Team in Rebounding
 Led Team in Assists
 Led Team in Blocks
 Led Team in Steals

1
 4
 4

CAREER

1
 1
 8
 4

CAREER STATISTICS

Season	gp-gs	min/avg	Total fg-fga	pct	3-Point fg-fga	pct	F-Throws ft-fa	pct	Rebounds off	def	tot	avg	pf	fo	ast	to	blk	stl	Scoring pts	avg
2014-15	29-0	360/12.4	24-67	.358	1-10	.100	20-35	.571	20	37	57	2.0	53	1	22	16	15	4	69	2.4
2015-16	19-0	240/12.6	12-37	.324	0-1	.000	16-25	.640	11	27	38	2.0	43	0	8	12	16	14	40	2.1
TOTAL	48-0	600/12.5	36-104	.346	1-11	.091	36-60	.600	31	64	95	2.0	96	1	30	28	31	18	109	2.3

THE 2015-16 LOBOS



Tim Jacobs
6'0" - 200 lbs. - Senior - Guard
Las Cruces, N.M. (Cochise College)

25

NOTEWORTHY :

- Career 2.7/1 assist/turnover ratio
- Was one short of a career high in assists against USC with eight
- Recruited walk-on that joins UNM after two seasons of junior college ball
- 3.96 gpa student at Cochise College (Ariz.)
- Academic All-MW selection

GAME-BY-GAME STATISTICS

SEASON HIGHS

#25 JACOBS, Tim

Opponent	Date	gs	min	Total		3-Pointers		Free throws		Rebounds				pf	a	t/o	blk	stl	pts	avg
				fg-fga	pct	3fg-fga	pct	ft-fga	pct	off	def	tot	avg							
TEXAS SOUTHERN	11/13/15	10	1-1	1.000	0-0	.000	0-0	.000	0	1	1	1.0	1	0	1	0	1	2	2.0	
at New Mexico State	11/15/15	3	0-1	.000	0-0	.000	2-2	1.000	0	1	1	1.0	0	0	0	0	0	2	2.0	
LOYOLA-CHICAGO	11/18/15	1	0-0	.000	0-0	.000	0-0	.000	0	0	0	0.7	1	1	0	0	0	0	1.3	
at USC	11/21/15	22	1-1	1.000	1-1	1.000	0-1	.000	2	1	3	1.3	2	8	0	0	2	3	1.8	
NICHOLLS STATE	11/25/15	13	0-0	.000	0-0	.000	1-2	.500	0	2	2	1.4	1	3	0	0	0	1	1.6	
ORAL ROBERTS	12/1/15	14	2-2	1.000	0-0	.000	2-2	1.000	0	2	2	1.5	1	4	1	0	1	6	2.3	
at Purdue	12/05/15	7	0-0	.000	0-0	.000	0-0	.000	0	2	2	1.6	1	1	1	0	0	0	2.0	
NORTHERN IOWA	12/12/15	5	0-1	.000	0-0	.000	0-0	.000	0	0	0	1.4	0	2	0	0	0	0	1.8	
NEW MEXICO STATE	12/16/15	5	0-0	.000	0-0	.000	0-0	.000	0	1	1	1.3	2	1	0	0	0	0	1.6	
RICE	12/19/15	10	0-1	.000	0-0	.000	0-0	.000	0	1	1	1.3	1	2	1	0	2	0	1.4	
vs Auburn	12-22-15	3	0-0	.000	0-0	.000	0-0	.000	0	0	0	1.2	0	0	1	0	0	0	1.3	
vs BYU	12-23-15	dnp	-	-	-	-	-	-	-	-	-	-	-	-	-	-	-	-	-	
vs Washington State	12-25-15	4	0-0	.000	0-0	.000	0-0	.000	0	0	0	1.1	0	0	2	1	0	0	1.2	
NEVADA	12/30/15	dnp	-	-	-	-	-	-	-	-	-	-	-	-	-	-	-	-	-	
at Fresno State	01/02/16	16	2-3	.667	0-0	.000	0-0	.000	0	2	2	1.2	2	0	2	0	1	4	1.4	
UTAH STATE	01/09/16	6	0-2	.000	0-0	.000	0-0	.000	0	1	1	1.1	1	0	0	0	0	0	1.3	
at UNLV	01/12/16	dnp	-	-	-	-	-	-	-	-	-	-	-	-	-	-	-	-	-	
WYOMING	1/16/16	7	0-0	.000	0-0	.000	0-0	.000	0	3	3	1.3	0	1	0	0	0	0	1.2	
at San Jose State	1/23/16	21	0-1	.000	0-0	.000	0-0	.000	0	3	3	1.4	2	2	5	0	1	0	1.1	
Totals		0	147	6-13	.462	1-1	1.000	5-7	.714	2	20	22	1.4	15	25	14	1	8	18	1.1

Games played: 16
Minutes/game: 9.2
Points/game: 1.1
FG Pct: 46.2
3FG Pct: 100.0
FT Pct: 71.4

Rebounds/game: 1.4
Assists/game: 1.6
Turnovers/game: 0.9
Assist/turnover ratio: 1.8
Steals/game: 0.5
Blocks/game: 0.1

Points: 6 vs. Oral Roberts (12-1-15)

FG: 2, Twice

FGA: 3 at Fresno State (1-2-16)

3FG: 1 at USC (11-21-15)

3FGA: 1 at USC (11-21-15)

FT: 2, Twice

FTA: 2, Three times

Rebounds: 3, Three times

Assists: 8 at USC (11-21-15)

Blocks: 1, vs. Washington State (12-25-15)

Steals: 2, Twice

Minutes Played: 22 at USC (11-21-15)

CAREER HIGHS

Points: 9 (3x) Last Time at Boise State (2-24-15)

FG: 4 (4x) Last Time at Boise State (2-24-15)

FGA: 9 vs. ULM (12-13-14)

3FG: 1 (3x) Last Time at USC (11-21-15)

3FGA: 4 vs. ULM (12-13-14)

FT: 5 vs. Fresno State (12-31-14)

FTA: 8 vs. Fresno State (12-31-14)

Rebounds: 9 vs. Wyoming (3-7-15)

Assists: 9 vs. Central Arkansas (12-17-14)

Blocks: 1 (2x) Last Time vs. Washington State (12-25-15)

Steals: 4 vs. New Mexico State (12-3-14)

Minutes Played: 43 vs. Wyoming (3-7-15)

MISCELLANEOUS STATISTICS

SEASON

Led Team in Assists
Led Team in Steals
Led Team in Rebounding

1
2

CAREER

13
6
2

CAREER STATISTICS

Season	gp-gs	min/avg	Total		3-Point		F-Throws		Rebounds				Scoring					
			fg-fga	pct	fg-fga	pct	ft-fga	pct	off	def	tot	avg	pf	fo	ast	to	blk	stl
2014-15	29-2	605/20.9	38-80	.475	2-21	.095	23-42	.548	5	67	72	2.5	30	0	87	32	1	15
2015-16	16-0	147/9.2	6-13	.462	1-1	1.000	5-7	.714	2	20	22	1.4	15	0	25	14	1	8
TOTAL	45-2	752/16.7	44-93	.473	3-22	.136	28-49	.571	7	87	94	2.1	45	0	112	46	2	23

THE 2015-16 LOBOS



Adam Cumber
6'2" - 185 lbs. - RS-Freshman - Guard
Albuquerque, N.M. (Sandia HS)

30

NOTEWORTHY :

- Had decorated prep career at Sandia High School
- 5A Second Team All-State selection for the Matadors as a senior
- Led the state of New Mexico in assists as a senior
- Lists Stephen Curry as favorite basketball player

GAME-BY-GAME STATISTICS

SEASON HIGHS

#30 CUMBER, Adam

Opponent	Date	gs	min	Total fg-fga	pct	3-Pointers 3fg-fga	pct	Free throws ft-fga	pct	Rebounds off def tot avg	pf	a	t/o	blk	stl	pts	avg
TEXAS SOUTHERN	11/13/15	dnp		-	-	-	-	-	-	-	-	-	-	-	-	-	-
at New Mexico State	11/15/15	dnp		-	-	-	-	-	-	-	-	-	-	-	-	-	-
LOYOLA-CHICAGO	11/18/15	1	1	0-0	.000	0-0	.000	0-0	.000	0 0 0 0.0	0	0	0	0	0	0	0.0
Totals		0	1	0-0	.000	0-0	.000	0-0	.000	0 0 0 0.0	0	0	0	0	0	0	0.0

Games played: 1
Minutes/game: 1.0

Points:

FG:

FGA:

3FG:

3FGA:

FT:

FTA:

Rebounds:

Assists:

Blocks:

Steals:

Minutes Played: 1 vs. Loyola-Chicago (11-18-15)

CAREER HIGHS

MISCELLANEOUS STATISTICS

CAREER STATISTICS

Season	gp-gs	min/avg	Total fg-fga	pct	3-Point fg-fga	pct	F-Throws ft-fga	pct	Rebounds off def tot avg	pf	fo	ast	to	blk	stl	Scoring pts avg
2015-16	1-0	1/1.0	0-0	.000	0-0	.000	0-0	.000	0 0 0 0.0	0	0	0	0	0	0	0 0.0
TOTAL	1-0	1/1.0	0-0	.000	0-0	.000	0-0	.000	0 0 0 0.0	0	0	0	0	0	0	0 0.0

THE 2015-16 LOBOS



Anthony Mathis
6'3" - 170 lbs. - Freshman - Guard
West Linn, Ore. (West Linn HS)

31

NOTEWORTHY :

- Scored a career-high seven points against Nicholls State
- Part of back-to-back-to-back 6A Oregon state championships
- 6A Second Team All-State as a senior
- First Team All-State selection as a junior
- Lobo Howl 3-point contest winner

GAME-BY-GAME STATISTICS

SEASON HIGHS

#31 MATHIS, Anthony

Opponent	Date	gs	min	Total		3-Pointers		Free throws		Rebounds				pf	a	t/o	blk	stl	pts	avg
				fg-fga	pct	3fg-fga	pct	ft-fa	pct	off	def	tot	avg							
TEXAS SOUTHERN	11/13/15	13	0-4	.000	0-3	.000	0-0	.000	0	0	0	0	3	2	2	0	1	0	0.0	
at New Mexico State	11/15/15	3	0-1	.000	0-1	.000	0-0	.000	0	0	0	0	1	0	0	0	1	0	0.0	
LOYOLA-CHICAGO	11/18/15	5	0-0	.000	0-0	.000	3-3	1.000	0	0	0	0	0	0	0	0	1	0	3.1	
at USC	11/21/15	2	1-1	1.000	1-1	1.000	0-0	.000	0	0	0	0	1	0	1	0	0	0	3.5	
NICHOLLS STATE	11/25/15	14	2-7	.286	1-6	.167	2-3	.667	1	1	1	0.2	2	1	1	0	0	7	2.6	
ORAL ROBERTS	12/1/15	7	1-1	1.000	1-1	1.000	0-0	.000	0	0	0	0	1	0	0	0	0	0	2.7	
at Purdue	12/05/15	6	0-0	.000	0-0	.000	0-0	.000	0	2	2	0.4	0	0	1	0	1	0	2.3	
NORTHERN IOWA	12/12/15	2	1-1	1.000	1-1	1.000	0-0	.000	0	0	0	0.4	1	0	0	0	0	0	3.4	
NEW MEXICO STATE	12/16/15	5	1-4	.250	0-3	.000	0-0	.000	0	0	0	0.3	1	0	0	0	0	0	2.3	
RICE	12/19/15	7	0-3	.000	0-2	.000	0-0	.000	0	1	1	0.4	0	1	0	0	0	0	2.1	
vs Auburn	12-22-15	3	1-1	1.000	0-0	.000	0-0	.000	0	1	1	0.5	1	0	0	0	0	0	2.1	
vs BYU	12-23-15	14	2-5	.400	1-3	.333	0-0	.000	0	0	0	0.4	0	1	0	0	1	5	2.3	
vs Washington State	12-25-15	5	0-0	.000	0-0	.000	0-0	.000	0	0	0	0.4	1	1	0	0	0	0	2.2	
NEVADA	12/30/15	3	0-0	.000	0-0	.000	0-0	.000	0	0	0	0.4	2	1	0	0	0	0	2.0	
at Fresno State	01/02/16	5	0-0	.000	0-0	.000	0-0	.000	0	1	1	0.4	2	0	1	0	1	0	1.9	
UTAH STATE	01/09/16	8	1-2	.500	1-2	.500	0-0	.000	1	0	1	0.4	1	0	1	0	0	0	3.19	
at UNLV	01/12/16	6	0-0	.000	0-0	.000	0-0	.000	0	1	1	0.5	2	0	1	0	0	0	1.8	
WYOMING	1/16/16	3	0-0	.000	0-0	.000	0-0	.000	0	0	0	0.4	1	0	0	0	0	0	1.7	
at San José State	1/23/16	10	0-1	.000	0-0	.000	0-0	.000	0	0	0	0.4	2	0	0	0	1	0	1.6	
Totals		0	121	10-31	.323	6-23	.261	5-6	.833	1	7	8	0.4	22	8	9	0	6	31	1.6

Games played: 19
Minutes/game: 6.4
Points/game: 1.6
FG Pct: .32.3
3FG Pct: .26.1
FT Pct: .83.3

Rebounds/game: 0.4
Assists/game: 0.4
Turnovers/game: 0.5
Assist/turnover ratio: 0.9
Steals/game: 0.3

Points: 7 vs. Nicholls State (11-25-15)

FG: 2 vs. BYU (12-23-15)

FGA: 7 vs. Nicholls State (11-25-15)

3FG: 1, Six times

3FGA: 6 vs. Nicholls State (11-25-15)

FT: 3 vs. Loyola-Chicago (11-18-15)

FTA: 3, Twice

Rebounds: 2 at Purdue (12-5-15)

Assists: 2 vs. Texas Southern (11-13-15)

Blocks:

Steals: 1, Six times

Minutes Played: 14, Twice

CAREER HIGHS

MISCELLANEOUS STATISTICS

Led Team in Steals

SEASON
2

CAREER
2

CAREER STATISTICS

Season	gp-gs	min/avg	Total		3-Point		F-Throws		Rebounds				Scoring					
			fg-fga	pct	fg-fga	pct	ft-fa	pct	off	def	tot	avg	pf	fo	ast	to	blk	stl
2015-16	19-0	121/6.4	10-31	.323	6-23	.261	5-6	.833	1	7	8	0.4	22	0	8	9	0	6
TOTAL	19-0	121/6.4	10-31	.323	6-23	.261	5-6	.833	1	7	8	0.4	22	0	8	9	0	6

THE 2015-16 LOBOS



Tim Williams
6'8" - 240 lbs. - RS-Junior - Forward
Flossmoor, Ill. (Samford)

32

NOTEWORTHY :

- Team's leading rebounder
- Leading the Mountain West at 58% shooting
- Recorded three straight double-doubles from 11/21-12/1
- All-Southern Conference First Team in 2013-14 at Samford
- Led Samford in points, rebounds, blocks and steals per game

GAME-BY-GAME STATISTICS

SEASON HIGHS

#32 WILLIAMS, Tim

Opponent	Date	gs	min	Total		3-Pointers		Free throws		Rebounds				pf	a	t/o	blk	stl	pts	avg	
				fg	pta	pct	3fg	3pta	pct	ft	fta	pct	off								def
TEXAS SOUTHERN	11/13/15	*	29	7-8	875	0-0	.000	3-4	750	1	4	5	5.0	2	0	0	2	17	17.0		
at New Mexico State	11/15/15	*	16	4-8	500	0-0	.000	0-0	000	2	2	4	4.5	4	0	1	1	8	12.5		
LOYOLA-CHICAGO	11/18/15	*	33	10-14	714	0-0	.000	2-4	500	4	3	7	5.3	0	4	12	0	22	15.7		
at USC	11/21/15	*	37	12-21	571	0-0	.000	1-1	1,000	9	6	15	7.8	3	3	1	1	25	18.0		
NICHOLLS STATE	11/25/15	*	29	3-8	375	0-0	.000	4-4	1,000	3	9	12	8.6	1	2	1	0	10	16.4		
ORAL ROBERTS	12/1/15	*	34	10-15	667	0-0	.000	3-6	500	2	10	12	9.2	0	3	2	1	23	17.5		
at Purdue	12/05/15	*	37	3-12	250	0-0	.000	2-2	1,000	1	6	7	8.9	2	1	1	2	8	16.1		
NORTHERN IOWA	12/12/15	*	35	6-11	545	0-0	.000	7-9	778	0	6	6	8.5	1	2	3	0	19	16.5		
NEW MEXICO STATE	12/16/15	*	33	9-15	600	0-0	.000	0-0	000	3	4	7	8.3	3	1	3	1	18	16.7		
RICE	12/19/15	*	31	9-12	750	0-0	.000	0-0	000	4	5	9	8.4	0	2	2	1	18	16.8		
vs Auburn	12-22-15	*	34	4-9	444	0-0	.000	2-5	400	0	4	4	8.0	3	2	0	0	10	16.2		
vs BYU	12-23-15	*	31	8-11	727	0-0	.000	0-2	000	1	7	8	8.0	2	0	0	1	16	16.2		
vs Washington State	12-25-15	*	34	6-11	545	0-0	.000	4-5	800	0	1	1	7.5	4	1	1	1	16	16.2		
NEVADA	12/30/15	*	25	9-13	692	0-0	.000	2-2	1,000	2	2	4	7.2	4	1	2	0	20	16.4		
at Fresno State	01/02/16	*	37	4-7	571	0-0	.000	5-8	625	3	6	9	7.3	3	2	2	1	13	16.2		
UTAH STATE	01/09/16	*	34	9-13	692	0-0	.000	3-5	600	2	6	8	7.4	2	1	0	2	21	16.5		
at UNLV	01/12/16	*	33	2-9	222	0-0	.000	4-6	667	1	5	6	7.3	5	1	2	0	8	16.0		
WYOMING	1/16/16	*	40	7-11	636	0-0	.000	3-4	750	2	7	9	7.4	3	2	1	0	17	16.1		
at San José State	1/23/16	*	32	10-19	526	0-0	.000	2-4	500	4	6	10	7.5	2	1	1	1	22	16.4		
Totals			19	614	132-227	.581	0-0	.000	47-71	.662	44	99	143	7.5	44	24	27	20	12	311	16.4

Games played: 19
Minutes/game: 32.3
Points/game: 16.4
FG Pct: 58.1
FT Pct: 66.2

Rebounds/game: 7.5
Assists/game: 1.3
Turnovers/game: 1.4
Assist/turnover ratio: 0.9
Steals/game: 0.6
Blocks/game: 1.1

Points: 25 at USC (11-21-15)

FG: 12 at USC (11-21-15)

FGA: 21 at USC (11-21-15)

3FG:

3FGA:

FT: 7 vs. Northern Iowa (12-12-15)

FTA: 9 vs. Northern Iowa (12-12-15)

Rebounds: 15 at USC (11-21-15)

Assists: 4 vs. Loyola-Chicago (11-18-15)

Blocks: 2, Six times

Steals: 2, Twice

Minutes Played: 40 vs. Wyoming (1-16-16)

CAREER HIGHS

MISCELLANEOUS STATISTICS

SEASON

CAREER

20+ Points	6	6
Double-Digit Scoring	16	16
10+ Rebounds	4	4
Led Team in Blocks	7	7
Led Team in Scoring	6	6
Led Team in Rebounds	9	9
Led Team in Assists	1	1
Led Team in Steals	2	2

CAREER STATISTICS

			Total		3-Point		F-Throws		Rebounds											Scoring	
Season	gp-gs	min/avg	fg-fga	pct	fg-fga	pct	ft-fta	pct	off	def	tot	avg	pf	fo	ast	to	blk	stl	pts	avg	
2015-16	19-19	614/32.3	132-227	.581	0-0	.000	47-71	.662	44	99	143	7.5	44	1	24	27	20	12	311	16.4	
TOTAL	19-19	614/32.3	132-227	.581	0-0	.000	47-71	.662	44	99	143	7.5	44	1	24	27	20	12	311	16.4	

THE 2015-16 LOBOS



Michael Nesbitt
6'7" - 220 lbs. - Senior - Forward
Evansville, Ind. (Missouri S&T)

34

NOTEWORTHY :

- Averaged 9.6 points, 5.2 rebounds per game in 2014-15 for the Miners
- Shot 42.4 percent (28 of 66) from beyond the arc
- Three-time Academic All-GLVC selection with the Miners
- Working on his MBA at New Mexico

GAME-BY-GAME STATISTICS

SEASON HIGHS

#34 NESBITT, Michael

Opponent	Date	gs	min	Total fg-fga	pct	3-Pointers 3fg-fga	pct	Free throws ft-fa	pct	Rebounds off def tot	avg	pf	a	t/o	blk	stl	pts	avg
TEXAS SOUTHERN	11/13/15	dnp	-	-	-	-	-	-	-	-	-	-	-	-	-	-	-	-
at New Mexico State	11/15/15	dnp	-	-	-	-	-	-	-	-	-	-	-	-	-	-	-	-
LOYOLA-CHICAGO	11/18/15	1	0-0	.000	0-0	.000	0-0	.000	0	0	0	0.0	0	0	0	0	0	0.0
at USC	11/21/15	dnp	-	-	-	-	-	-	-	-	-	-	-	-	-	-	-	-
NICHOLLS STATE	11/25/15	dnp	-	-	-	-	-	-	-	-	-	-	-	-	-	-	-	-
ORAL ROBERTS	12/1/15	dnp	-	-	-	-	-	-	-	-	-	-	-	-	-	-	-	-
at Purdue	12/05/15	dnp	-	-	-	-	-	-	-	-	-	-	-	-	-	-	-	-
NORTHERN IOWA	12/12/15	dnp	-	-	-	-	-	-	-	-	-	-	-	-	-	-	-	-
NEW MEXICO STATE	12/16/15	dnp	-	-	-	-	-	-	-	-	-	-	-	-	-	-	-	-
RICE	12/19/15	dnp	-	-	-	-	-	-	-	-	-	-	-	-	-	-	-	-
vs Auburn	12-22-15	dnp	-	-	-	-	-	-	-	-	-	-	-	-	-	-	-	-
vs BYU	12-23-15	dnp	-	-	-	-	-	-	-	-	-	-	-	-	-	-	-	-
vs Washington State	12-25-15	dnp	-	-	-	-	-	-	-	-	-	-	-	-	-	-	-	-
NEVADA	12/30/15	dnp	-	-	-	-	-	-	-	-	-	-	-	-	-	-	-	-
at Fresno State	01/02/16	dnp	-	-	-	-	-	-	-	-	-	-	-	-	-	-	-	-
UTAH STATE	01/09/16	1	0-2	.000	0-1	.000	0-0	.000	0	0	0	0.0	0	0	0	0	0	0.0
at UNLV	01/12/16	dnp	-	-	-	-	-	-	-	-	-	-	-	-	-	-	-	-
WYOMING	1/16/16	dnp	-	-	-	-	-	-	-	-	-	-	-	-	-	-	-	-
at San José State	1/23/16	2	0-0	.000	0-0	.000	0-0	.000	0	0	0	0.0	0	0	0	0	0	0.0
Totals		0	4	0-2	.000	0-1	.000	0-0	.000	0	0	0	0.0	0	0	0	0	0.0

Games played: 3
Minutes/game: 1.3
FG Pct: 0.0
3FG Pct: 0.0

Points:

FG:

FGA: 2 vs. Utah State (1-9-16)

3FG:

3FGA: 1 vs. Utah State (1-9-16)

FT:

FTA:

Rebounds:

Assists:

Blocks:

Steals:

Minutes Played: 2 at San Jose State (1-23-16)

CAREER HIGHS

MISCELLANEOUS STATISTICS

CAREER STATISTICS

Season	gp-gs	min/avg	Total fg-fga	pct	3-Point fg-fga	pct	F-Throws ft-fa	pct	Rebounds off def tot	avg	pf	fo	ast	to	blk	stl	Scoring pts	avg
2015-16	3-0	4/1.3	0-2	.000	0-1	.000	0-0	.000	0	0	0	0.0	0	0	0	0	0	0.0
TOTAL	3-0	4/1.3	0-2	.000	0-1	.000	0-0	.000	0	0	0	0.0	0	0	0	0	0	0.0