

THE UNIVERSITY OF NEW MEXICO LOBOS

Men's Basketball Game Notes

@UNMHoops

www.GoLobos.com

#GoLobos

2016-17 Schedule

Date	Opponent	TV	Time/Score
11-2	Western N.M. (Ex.)	TBA	W, 113-57
11-4	Eastern N.M. (Ex.)	TBA	W, 88-66

11-11	Idaho State	ROOT	W, 81-70
11-14	Houston Baptist	ROOT	W, 95-79
11-18	New Mexico State	ESPN3	W, 72-59

Wooden Legacy Classic

11-24	Virginia Tech	ESPN	L, 92-72
11-25	CSUN	ESPNU	W, 105-89
11-27	Dayton	ESPNU	L, 64-57

11-30	Abilene Christian	ROOT	W, 64-55
12-3	at Illinois State	ESPN3	L, 79-74
12-7	UTEP	ROOT	W, 78-77
12-10	at New Mexico State	ESPN3	L, 84-71
12-17	Arkansas-Pine Bluff	ROOT	W, 83-43
12-20	at Arizona	PAC-12	L, 77-46

12-28	Fresno State*	ESPN3	W, 78-73
1-1	at San Diego State*	CBSSN	W, 68-62
1-4	at Utah State*	ESPNU	L, 79-75
1-7	Nevada*	ESPN2	L, 105-104
1-10	UNLV*	ESPN3	L, 71-66
1-14	at Colorado State*	ROOT	W, 84-71
1-17	at Boise State*	ESPNU	W, 81-70
1-21	Wyoming*	CBSSN	W, 78-71
1-24	Utah State*	ESPNU	W, 74-61
1-28	at Nevada*	CBSSN	L, 82-65
2-1	at UNLV*	CBSSN	W, 80-77
2-4	San Jose State*	ROOT	L, 78-68
2-8	at Air Force*	ROOT	7 p.m.
2-14	Boise State*	CBSSN	8 p.m.
2-18	at Fresno State*	CBSSN	4 p.m.
2-21	Colorado State*	CBSSN	8 p.m.
2-25	at Wyoming*	ESPN3	4 p.m.
3-4	San Diego State*	CBSSN	8 p.m.

Mountain West Tournament

(Thomas & Mack Center - Las Vegas, Nev.)

3-8	Opening Round	MWN	TBA
3-9	Quarterfinals	CBSSN	TBA
3-10	Semifinals	CBSSN	TBA
3-11	Championship	CBS	TBA

BOLD Denotes Home Games

*Denotes Mountain West Game

All times listed are Mountain Times

Game times are subject to change



New Mexico

Lobos

Record: 14-10 (7-5 MW)
Conference: Mountain West
Head Coach: Craig Neal (4th Season)
Record at UNM: 73-48
Career Record: Same



Air Force

Falcons

Record: 10-13 (3-7 MW)
Conference: Mountain West
Head Coach: Dave Pilipovich
Record at SJSU: 70-86 (5th Season)
Career Record: Same

Media Information

Tip-Off: 7:05 p.m. MT

TV: ROOT Sports
Drew Goodman (Play-by-Play)
Marty Fletcher (Analyst)
Marc Stout (Sideline)

Comcast: 261/814 (HD)
DISH: 414
DirecTV: 683

Radio: 770 AM KKOB
Robert Portnoy (Play-By-Play)
Hunter Greene (Analyst)

Stats: Live stats available through
Lobos.Statbroadcast.com

ABOUT THE MATCH-UP

- New Mexico will go up against Air Force for the first and only time this season on Wednesday night for the 80th meeting in program history.
- The Lobos are 57-22 overall against Air Force in a series that dates back to Dec. 7, 1957. Eight games were played from 1957-71, with the rest coming from 1981-present.
- The Lobos are 20-16 all time when playing at Air Force. The Lobos have not won there since Jan. 31, 2012. In victory, it would be head coach Craig Neal's first win at Air Force as a head coach. Prior to the last three games there, the Lobos had won five straight in Colorado Springs.
- New Mexico comes into the game with a 14-10 record and 7-5 record in the Mountain West. The Lobos are coming off a 78-68 loss to San Jose State. It was the first loss to the Spartans in program history.
- Elijah Brown continues to lead the team, averaging 19.0 points per game the season and 21.9 ppg in conference games. Both those numbers are good for second in the Mountain West.
- As a team, the Lobos are shooting a league-best 47.0 percent from the field. From the three, the Lobos are shooting 33.3 percent. They also lead the league in free throw percentage and are 28th in the nation at 75.7 percent.
- Air Force is currently 10-13 on the year and 3-7 in the Mountain West. Dave Pilipovich is in his fifth season as head coach of the Falcons. They are coming off a 83-74 loss to Wyoming last Saturday.
- They have four players averaging in double figures this season. Frank Toohey and Hayden Graham are both averaging 11.9 points per game to lead the team. Jacob Van and Zach Kocur are averaging 11.5 and 10.4 points per game, respectively.
- As a team, the Falcons are averaging 76.3 points per game and bringing down 36.9 rebounds per game. They are shooting 44.2 percent from the field, 38.4 percent from the three and 72.5 percent from the foul line.

PROBABLE STARTERS

Pos.	No.	Name	PPG	RPG	APG	MISC.
G	5	Jalen Harris (Fr., 6-2, Wilson, N.C.)	5.0	1.8	2.4	Started last 14
G	4	Elijah Brown (Jr., 6-4, Orange County, Calif.)	19.0	5.1	3.0	82.2% FT
C	11	Obij Aget (Sr., 7-1, Juba, South Sudan)	5.3	3.3	0.4	56.4% FG
G/F	20	Sam Logwood (Jr., 6-7, Indianapolis, Ind.)	6.5	2.9	1.1	44.9% FG
G/F	24	Damien Jefferson (Fr., 6-5, East Chicago, Ind.)	5.4	2.3	1.0	46.2% FG

OFF THE BENCH

Pos.	No.	Name	PPG	RPG	APG	MISC.
G/F	1	Aher Uguak (Fr., 6-7, Edmonton, Canada)	1.3	1.0	0.4	Made 2 starts
G	3	Jordan Hunter (So., 5-11, Beaumont, Texas)	5.5	2.1	2.4	86.8% FT
G/F	14	Dane Kuiper (So., 6-7, Wasilla, Alaska)	6.7	2.4	1.6	47.0% FG
G	21	Xavier Adams (Jr., 6-4, Flower Mound, Texas)	3.9	2.3	0.2	Out For Season (ACL)
F	22	Holt Shelley (Fr., 6-9, Cliff, N.M.)	0.0	0.0	0.0	Cliff HS
F	23	Joe Furstinger (Jr., 6-9, Rancho Santa Margarita, Calif.)	3.5	3.2	0.7	52.2% FG
G	30	Adam Cumber (So., 6-2, Albuquerque, N.M.)	0.0	0.0	0.0	2 games last yr
G	31	Anthony Mathis (So., 6-3, West Linn, Ore.)	1.6	0.9	1.0	25 games last yr
F	32	Tim Williams (Sr., 6-8, Flossmoor, Ill.)	17.9	7.0	1.5	Out w/ Foot Injury
F	55	Connor MacDougall (So., 6-9, Tempe, Ariz.)	4.2	2.0	0.0	82.9% FT

By the Numbers

2016-17 Statistics

Statistic	All Games (MW Rank)	MW Games
Scoring:	75.8 (4th)	76.8 (2nd)
Scoring Defense:	73.7 (8th)	75.0 (7th)
Scoring Margin:	+2.1 (7th)	+1.8 (6th)
Field Goal %:	47.0% (1st)	47.3% (1st)
Def. Field Goal %:	44.0% (8th)	44.0% (7th)
3-Point FG %:	33.3% (8th)	37.1% (3rd)
Def. 3-Point FG %:	38.2% (11th)	36.8% (10th)
Free Throw %:	75.7% (1st)	76.6% (1st)
Rebounding:	34.1 (11th)	34.5 (9th)
Rebounding Defense:	32.8 (1st)	33.6 (1st)
Reb. Margin:	+1.3 (T5th)	+0.9 (7th)
Assists:	14.2 (5th)	14.4 (3rd)
Turnover Margin:	+0.6 (T4th)	-0.3 (7th)
Asst/TO Ratio:	1.1 (T3rd)	1.1 (T3rd)
Steals:	6.3 (T4th)	5.8 (6th)
Blocks:	3.2 (8th)	3.5 (6th)

Returning vs. Lost

Team Totals Returning From Last Year

	Returning	Lost
Minutes:	5,022 (78.1%)	1,303 (20.2%)
Scoring:	1,996 (82.1%)	436 (19.0%)
Rebounding:	928 (79.0%)	140 (12.0%)
Assists:	307 (66.6%)	154 (33.4%)
Steals:	143 (82.2%)	37 (20.5%)
Blocks:	129 (99.2%)	1 (0.7%)
Free Throws:	480 (83.0%)	98 (16.9%)
Three Pointers:	138 (70.4%)	58 (29.5%)

KenPom.com

New Mexico in 2016-17 (117)

Category	Offense	Defense	D-I Avg
Adj. Efficiency	110.8 79	106.6 193	105.6
Adj. Tempo	69.4 120	68.5	
Avg. Poss. Length	16.7 116	17.2 193	17.2
Four Factors			
Effective FG%:	51.3 143	51.7 229	50.4
Turnover %:	18.7 171	19.6 127	18.8
Off. Reb. %:	28.5 207	28.5 130	29.5
FTA/FGA:	46.9 4	37.5 215	35.6

Miscellaneous Components

3P%:	33.3 231	38.2 311	35.0
2P%:	51.7 80	47.8 117	49.3
FT%:	75.7 31	69.7 165	70.0
Block%:	8.3 112	9.5 147	9.2
Steal%:	10.7 327	8.9 152	8.7

Style Components

3PA/FGA:	25.3 344	40.4 302	36.3
A/FGM:	54.8 122	59.3 318	52.7
Defensive Fingerprint:	Some Zone		

Point Distribution (% of total points)

3-Pointers:	18.3 347	35.8 26	30.3
2-Pointers:	56.0 33	44.0 332	49.9
Free Throws:	25.7 5	20.2 151	19.8

Strength of Schedule

Components:	105.2 181	103.8 72	105.6
Overall:	+1.37 107		0.00
Non-conference:	-0.83 195		0.00

Personnel

Bench Minutes:	41.1% 16		32.3%
Experience:	1.62 yrs 209		1.70
Minutes Continuity:	65.4% 45		49.7%
Average Height:	77.9" 33		76.8"

New Mexico Game Notes

LAST TIME OUT

The Lobos fell 78-68 to San Jose State on Saturday. It was the first time in program history that the Lobos lost to the Spartans. Elijah Brown and Sam Logwood led the Lobos with a combined 40 points. Brown finished with 21 and added eight rebounds to go along with a game-high six assists. Logwood finished with 19 points and seven rebounds. The Lobos were down by as much as 13 in the second half and brought themselves within five with 1:54 left to play. But the rest of the way, the Lobos did not make a field goal.

LOGWOOD GETS THE START

With the injuries that the Lobos are working through currently, Sam Logwood got the start on Saturday against the Spartans. He finished second on the team in scoring Saturday, finishing with 19 points and seven rebounds. He was 6-of-10 from the field, 2-of-2 from the three and 5-of-7 from the foul line. He also added a block and a steal. On the season, he is shooting 44.9 percent from the field and 42 percent from the three.

INJURY BUG

This season, the Lobos have been hit with the injury bug. Elijah Brown missed one month of preseason practices due to hamstring. Xavier Adams is out for the season due to an ACL tear on Jan. 4 at Utah State. The Lobos have had three concussion protocols, resulting in 30 days. Jordan Hunter missed 10 days (two games: Utah State & Nevada) due to an ankle injury. Tim Williams missed two games (Illinois State & UTEP) due to a concussion. Connor MacDougall missed three games due to concussion and Dane Kuiper was out due to concussion protocol, missing the last two games. Kuiper is expected to return to practice this week. Williams is out indefinitely with a stress reaction in his left foot.

BROWN IN LAST SEVEN GAMES

Elijah Brown is averaging 21.9 points per game in conference games, which is second-best in the league. On the season, he is averaging 19.0 ppg, which is also second-best. In the last seven games, he has averaged 23.7 points per game and as also led the team in rebounding at 7.7 rpg. In those seven games, he has shot 43 percent from the field, 44.2 percent from the three and 86.5 percent from the foul line, missing just seven free throws in 52 attempts.

JEFFERSON STEPS UP

In his first start as a Lobo against UNLV on Feb. 1, Damien Jefferson made the most of it as he finished the game with a career-high 13 points and nine rebounds, all nine coming in the second half. He was 6-of-11 from the field, and 1-of-2 from the three. He also led the Lobos with four assists. Seven of his 13 points came in the second half that went along with a couple of assists, a steal and two offensive rebounds in the final 5:25. On the season, Jefferson is averaging 5.6 points per game and is shooting 49.0 percent from the field.

IN LEAGUE PLAY

Through 12 conference games, the Lobos rank first among the Mountain West in field goal percentage. The Lobos are shooting 47.3 percent. On the season, they are also the best shooting team in the league at 47.0 percent from the field.

GETTING TO THE FREE THROW LINE

The Lobos continue to be among the top of the nation in free throws. The Lobos are fourth in the country in KenPom's free throw rate and fifth in Free Throw Point Distribution. New Mexico has a 46.9 free throw rate and receives 25.7 percent of their points from the line. The Lobos are shooting 75.7 percent from the foul line which is first in the Mountain West and is 28th in the nation. Their opponents free throw rate is 37.5 and the average D-I free throw rate is 35.6.

SCORING DEFENSE

In Mountain West games, the Lobos are allowing 75.0 points per game to their opponents. But if you take out first-place Nevada, the Lobos are just at 71.3 points per game. In the four-game win streak from Jan. 14 to Jan. 24, the Lobos didn't give up more than 71 points, their lowest being 61 against Utah State in that stretch.

HUNTER'S PLAY

Sophomore Jordan Hunter suffered an ankle injury on Jan. 1 against San Diego State but is back and healthy in the Lobos' lineup. Since the CSU game, Hunter has averaged 6.7 points per game and is shooting 88.9 percent from the foul line. He has missed just two free throw in 18 attempts.

OTHER NUMBERS AMONG THE NATION

New Mexico Game Notes

The Lobos are sixth in the nation in free throws made. The Lobos have made a total of 468 this season. They also rank 12th in free throw attempts with 618. The Lobos are first among the conference in both categories. The Lobos' 75.7 percentage from the charity stripe is first in the Mountain West. The current school record for free throw percentage is 75.7 in 1997-98.

BROWN EARNS PLAYER OF THE WEEK

Last Monday, Elijah Brown was named Mountain West Player of the Week. He led the Lobos that week, averaging 24.5 points per game, 8.5 rebounds per game and 3.5 assists per game. Against Boise State, he had 16 points, seven rebounds and four assists. Against Wyoming, he finished with 33 points and 10 rebounds, his first double-double of the season.

WILLIAMS' CAREER

Tim Williams continues to rank second in the league in field goal percentage and is 30th among the country this week. On the season, he is shooting 55.3 percent. For his career, Williams is shooting 58.4 percent which ranks 25th among active Division I players. He is eighth among active D1 players with a total of 1,914 career points, third with 1,914 points and 840 rebounds and second in career field goals made at 750.

BROWN AT THE LINE

Elijah Brown made 14-of-14 against Fresno State on Dec. 26, which was the third best in program history. He is 29-of-29 in Mountain West openers as he went 15-of-15 against Nevada in last year's MW opener. He continued his streak, making 8-of-8 at SDSU. That streak ended against Utah State on Jan. 4 as he missed his first free throw attempt against the Aggies. He made 26 straight which is his second longest streak. Last season, his longest streak was 31 straight free throws. The program record in 52 consecutive made free throws. Brown ranks 12th in the nation in Free Throw Attempts (174) which is second in the league. He is also ninth in the country in Free Throws Made (143) which is first among the Mountain West. He has missed just one in 14 attempts, going 8-of-8 against UNLV on Feb. 1 and 5-of-6 against SJSU on Feb. 4.

LOBOS FINISH FALL SEMESTER WITH 3.0 GPA

The University of New Mexico men's basketball team continues to succeed in the classroom as the Lobos finished the 2016 Fall semester with a 3.0 grade point average, the third-best GPA in program history, as released by the athletic department Friday. The high grade mark continues the trend under four-year head coach Craig Neal. The Lobos have posted a GPA of 2.7 or higher all seven semesters in which he has been head coach. It continues the longest streak of its kind in program history. The team has reached a 2.7 or higher in the last 17 of 18 semesters.

TIM WILLIAMS PASSING 1,500

With a game-high 17 points against Colorado State last season, Tim Williams crossed the 1,500 point milestone for his career. Prior to joining the Lobos, Tim Williams became the first sophomore ever to score 1,000 points in a career at Samford. He has scored a total of 343 points this season, bringing his career total to 1,914. That number ranks eighth among active Division I players. He is 86 points away from reaching 2,000. As a Lobo, he is close to reaching 1,000 points. He currently has a total of 896.

BROWN REACHES 1,000 POINTS AS A LOBO

Going into the CSU game on Jan. 14, Elijah Brown needed just 16 points to reach 1,000 points in his Lobo career. With his first made three of the second half he accomplished the feat and became the 34th player in Lobo history that has reached 1,000 points in Lobo career. Brown needed just 50 games to reach 1,000 career Lobo points, which goes down as one of the fastest Lobos to reach the feat. He is just the sixth player in Lobo history to reach 1,000 in two seasons. He now has a total of 1,150.

ROAD WARRIORS

With the road victory at Boise State on Jan. 17, the Lobos became the first team in Mountain West history to win on the road at San Diego State, Colorado State and Boise State in the same season.

DANE KUIPER'S CAREER NIGHT

Dane Kuiper put together a career performance against UNLV on Jan. 10.

Associated Press Poll

(As of 2-6-2017)

Place	School (1st Place Votes)
1	Gonzaga (59)
2	Villanova (6)
3	Kansas
4	Louisville
5	Oregon
6	Baylor
7	Wisconsin
8	North Carolina
9	Arizona
10	UCLA
11	Cincinnati
12	Virginia
13	West Virginia
14	Florida State
15	Kentucky
16	Purdue
17	Florida
18	Duke
19	South Carolina
20	Saint Mary's (Calif.)
21	Maryland
22	Butler
23	Creighton
24	Xavier
25	SMU

Others receiving votes: Wichita State 38, Southern California 35, Notre Dame 33, Northwestern 11, California 3, Iowa State 3, New Mexico State 3, Monmouth 3, VCU 3, Oklahoma State 1, Vermont 1, Kansas State 1.

MW Standings

Place	School	MW	Overall
1st	Boise State	8-3	15-7
2nd	Nevada	7-3	18-5
3rd	Colorado State	7-4	15-9
4th	New Mexico	7-5	14-10
5th	Fresno State	6-5	14-9
6th	San Diego State	5-5	13-9
7th	Wyoming	5-6	15-9
8th	San Jose State	4-6	11-10
9th	Utah State	4-7	10-12
10th	Air Force	3-7	10-13
11th	UNLV	3-8	10-14

MW Preseason POLL

Place	School (1st Place Votes)	Points
1st	San Diego State (23)	293
2nd	Nevada	253
3rd	New Mexico (3)	249
4th	Fresno State (1)	200
5th	Boise State	164
6th	Utah State	153
7th	Colorado State	146
8th	UNLV	120
9th	Air Force	90
10th	Wyoming	73
11th	San Jose State	41

Head-To-Head History

Date	Winner	Score	Location
1-19-08	New Mexico	59-54	Albuquerque
2-20-08	New Mexico	68-51	Air Force
1-10-09	New Mexico	78-53	Albuquerque
2-11-09	New Mexico	76-66	Air Force
1-20-10	New Mexico	73-50	Air Force
2-20-10	New Mexico	59-56	Albuquerque
3-11-10	New Mexico	75-69	Las Vegas
2-1-11	New Mexico	75-61	Air Force
3-5-11	New Mexico	66-61	Albuquerque
1-31-12	New Mexico	81-42	Air Force
2-29-12	New Mexico	86-56	Albuquerque
3-8-12	New Mexico	79-64	Las Vegas
2-6-13	New Mexico	81-58	Albuquerque
3-9-13	Air Force	89-88	Air Force
3-5-14	New Mexico	80-52	Albuquerque
1-14-15	New Mexico	60-48	Albuquerque
2-4-15	Air Force	59-53	Air Force
3-11-15	Air Force	68-61	Las Vegas
1-27-16	New Mexico	84-55	Albuquerque
2-20-16	Air Force	76-72	Air Force

Last 20 games of the series listed above.

New Mexico leads Air Force in the all-time series, 57-22.

The Pit in the MW ERA

Year	Avg. Attendance (NCAA Rank)	MW Rank
1999-00	16,443 (8th)	1st
2000-01	16,418 (8th)	1st
2001-02	16,426 (7th)	1st
2002-03	15,186 (12th)	1st
2003-04	14,679 (15th)	2nd
2004-05	14,309 (14th)	1st
2005-06	13,387 (21st)	1st
2006-07	12,853 (23rd)	1st
2007-08	14,361 (18th)	1st
2008-09	13,994 (17th)	1st
2009-10	13,595 (22nd)	2nd
2010-11	14,570 (16th)	2nd
2011-12	14,455 (16th)	2nd
2012-13	15,022 (16th)	2nd
2013-14	15,212 (16th)	1st
2014-15	14,571 (18th)	1st
2015-16	13,031 (23rd)	1st

*The \$60 million dollar renovation to The Pit added a suite level and lowered the maxium capacity from 18,018 to 15,411 starting with the 2010-11 season.

Lobos in the NBA

NBA Team	Name (Years as a Lobo)
Milwaukee Bucks:	Tony Snell (2010-13)

New Mexico Game Notes

He finished with a career-high 17 points, which led the squad. He was 3-for-5 from the three and 6-for-10 from the field overall. He finished with three assists, four rebounds and a steal in his career-high 37 minutes played.

AGET'S BLOCKS

Against UNLV on Jan. 10, senior Obij Aget recorded seven blocks, all coming in the first half. It was the best block performance since the 1999-2000 season when two players recorded seven in a game. Luc Longley owns the block record with 10 in a single game. Aget now has over 100 blocks in his career and is seventh on the all-time list with 110. Longley is the all-time leader in blocks with a total of 336. Longley also owns the single season record with 117 (1989-90).

FURSTINGER'S FIRST CAREER START

Junior Joe Furstinger made his first career start against Illinois State on Dec. 3. He finished with a career-high in points (9) and rebounds (11). His 11 rebounds were a game-high and led the squad. In his career-high 28 minutes, he finished 3-for-4 from the field and 3-for-5 from the foul line. He also led the team with two blocks. In previous games, he has been an energy booster off the bench for the Lobos.

#PIT50 GAME

With The Pit being built in 1966, this season marks the 50th anniversary of The Pit. The Lobos celebrated on Nov. 30 by taking on its first-ever opponent in The Pit, Abilene Christian on Wednesday. The Lobos pulled away in the second half to claim a 64-55 victory over the Wildcats, which was the same scoring margin as the first game played (62-53).

WILLIAMS NAMED NABC ALLSTATE GOOD WORKS NOMINEE

Tim Williams was named an NABC Allstate Good Works nominee last week on Wednesday. This distinguished award shines a spotlight on a select group of student-athletes who have shown dedication to community service and altruism in their communities. The nomination is due to Willaims' standout performance as a student-athlete and representative of Lobo Basketball. The 6-foot-8 senior is involved in many activities around the Albuquerque community. He has spent time volunteering with Lobo summer camps, Heart Gallery Stocking Stuffing, visiting the UNM Children's Hospital and handing out candy to children at the Lobo Howl-o-Ween event in The Pit. Williams not only succeeds on the court but in the classroom as well. Last season, he was a big part in the Lobos breaking their fall semester grade point average. The team finished with a 3.30. Williams finished the year with a 3.44 GPA and has a cumulative GPA of 3.42.

WOODEN LEGACY RECAP

The Lobos went 1-2 at the 2016 Wooden Legacy Classic. The Lobos started off the tournament with a 20-point loss to Virginia Tech, their first loss of the season, falling 92-72. New Mexico rebounded to claim its fourth win of the season against CSUN, 105-89. The Lobos dropped their final game of the tournament, falling in the last minute of the game, 64-57.

The Lobos were in the top two among the tournament field in shooting percentage. They finished second with a 50.6 shooting percentage behind UCLA's 51.3 percent. The Lobos also finished second in 3-point shooting (42.9 percent).

BREAKING RECORDS

At the Wooden Legacy Classic, the Lobos broke a few records in their game with CSUN. The Lobos' 105 points against the Matadors is the most any team has ever scored in a Wooden Legacy Classic game. Also in that game, the Lobos shot 64.9 percent from the field, which goes down as the best shooting percentage in a game at the Wooden Legacy. The Lobos scored 54 points in the first half against the Matadors, which is a record for first half points scored in a game at the tournament and ties the most points in any half record at the Wooden. The total number of points between the two teams, 194, is the most scored in a Wooden Legacy game.

WILLIAMS EARNS ALL-TOURNAMENT HONORS

At the Wooden Legacy Classic, Tim Williams earned All-Tournament honors after his stellar performance throughout the tournament for the Lobos. He averaged 18.7 ppg which was fourth among all the participants at the tournament. He also picked up 7.3 rebounds a game which was third among the field. He leads the Lobos with 20.8 ppg and 8.0 rpg. He is shooting 62 percent from the field and 80.4 percent from the foul line.

WILLIAMS EARNS FIRST MW PLAYER OF THE WEEK HONOR

Tim Williams picked up his first career Mountain West Player of the Week

New Mexico Game Notes

honor on Monday, Nov. 21. He led the Lobos to a pair of victories with a career-high 31 points against Houston Baptist and a team-high 20 points against NMSU. Against HBU, he finished with 11 rebounds, which was his second straight double-double of the season.

TIM WILLIAMS' CAREER NIGHT

It was Tim Williams' night against Houston Baptist on Nov. 14, as he went off for a career-high 31 points, shooting 10-for-11 from the field and 11-for-12 from the foul line. He also finished with 11 rebounds for his second straight double-double. The double-double marks his eighth in his career. Of his 31 points, 14 came in the first half. He was perfect from the field (6-for-6) and from the foul line (2-for-2)

NEAL ADDS PARKS FOR 2017-18

Mike Parks, a 6-9 forward, commits to New Mexico from Southwest Mississippi Community College in Summit, Miss. Last year, he played at Missouri State – West Plains and averaged 8.3 points per game and 4.3 rebounds per game in 16 games. He shot 64 percent from the field, which ranked in the top 10 of the NJCAA. So far this season for the Bears, he is averaging 9.0 points and shooting 75 percent through four games.

NLI SIGNING DAY

High school prospects Isaiah Poor-Bear Chandler of Omaha Central High School and Chris Sodom of Tennessee Prep pledged to join the Lobos as freshmen beginning the 2017-18 season on signing day last week. Poor-Bear Chandler, a 6-foot-9 forward, chose New Mexico over Wichita State, among others. Chandler, a four-star recruit by ESPN, averaged 13 points, 8.5 rebounds and more than three blocks per game as a junior as Central qualified for the Class A State tournament. During the summer time, Poor-Bear Chandler plays for the Omaha Elite AAU team. Sodom, a 7-foot-3 center originally from Nigeria, chose New Mexico over offers from TCU and Purdue. He lived in the Houston area before moving to Tennessee this school year. Sodom, a four-star recruit by ESPN, played for the Houston Defenders' AAU squad.

WHAT WE HAVE RETURNING

After having the youngest team in the Mountain West and one of the youngest in the NCAA last year, the Lobos return 10 players, including two All-Mountain West players in Elijah Brown and Tim Williams. Those two are the only two returners in the Mountain West that averaged 16 or more points last season, and it is the first time in Lobo history that two All-MW First Teamers have returned. Along with Brown and Williams, the Lobos return two more starters in Sam Logwood and Obij Aget. Aget and Williams are the only two seniors on the squad. Despite the young team, Lobos finished fourth in the league standings.

LOBOS PICKED TO FINISH THIRD

The Mountain West Preseason Poll was announced at Media Day in Las Vegas, Nevada, on Oct. 12. The Lobos are picked to finish third, receiving three first-place votes. San Diego State is predicted to finish at the top, earning 23 first-place votes. Fresno State, who is picked to finish behind the Lobos, picked up the only other first-place vote. Nevada, who took down the Lobos in the quarterfinals last year of the Mountain West Tournament, is slated to finish second.

BROWN, WILLIAMS EARN PRESEASON MW HONORS

Along with the Lobos being picked to finish third, Elijah Brown was named Mountain West Preseason Player of the Year by the media. Brown was named to the All-Mountain West team along with teammate Tim Williams. This is the first year in Lobo history that the Lobos return two First Team All-Mountain West selections.

AIR FORCE & SAN JOSE STATE ONCE

The 18-game MW schedule means the Lobos will face every conference opponent twice with the exception of two programs. New Mexico will only play Air Force (in Colorado Springs) and San

Jose State (in The Pit) once.

BROWN SELECTED ON 2017 JERRY WEST AWARD WATCH LIST

Redshirt junior guard Brown has been named as one of 20 finalists for the 2017 Jerry West Shooting Guard of the Year Award Preseason Watch List, as announced by the Naismith Memorial Basketball Hall of Fame on Oct. 20. By mid-February, the watch list of 20 players for the award will be narrowed down to 10. In March, five finalists will be presented to West and the Hall of Fame's selection committee. The winner of the 2017 Jerry West Shooting Guard of the Year award will be presented at the ESPN College Basketball Awards Show in Los Angeles, Calif. on April 7. Broadcast information will be released at a later date.

BEST FANS IN THE MOUNTAIN WEST

With an average of 13,031 fans per game inside WisePies Arena last season, the Lobos finished 23rd in the nation and tops in the Mountain West Conference. Overall, the Lobos ranked second in the nation to BYU in average attendance for non-Power Five or Big East schools. Most importantly, the Lobos completed 50 straight years in the top-25 nationally in average attendance. Since WisePies Arena was renovated before the 2010-11 season, the Lobos have seen massive support from its fans. On average, WisePies Arena was 85 percent full last season. That was a mark the program did not hit from 2002-2010, but have exceeded it every year since the renovation.

ROAD WARRIOR

In three seasons, head coach Craig Neal won 24 games away from Albuquerque. Prior to Coach Neal coming to New Mexico along with former head coach Steve Alford, no other coach in program history won 20 or more road and neutral games in their first three seasons. Alford holds the record at 27 road and neutral wins.

LOBOS EARN NABC TEAM EXCELLENCE AWARD

Over the summer, the NABC recognizes outstanding academic achievement by a team with a cumulative grade point average (GPA) of 3.0 or better for the 2015-16 season. The Lobos finished the 2015-16 season with a program record 3.03 GPA for the academic year. The honor places the Lobos in an elite class academically. There are the first Mountain West team to ever receive this honor, now in its fourth year of existence. This year, the NABC recognized 119 collegiate teams across all divisions of the NCAA and NAIA. Of those teams, New Mexico was one of just 25 NCAA Division I Institutions to be honored.

FOUR LOBOS NAMED ON NABC HONORS COURT

Another NABC academic achievement came for the Lobos over the summer as they earned four on the NABC Honors Court. The Lobos had four academic seniors recognized for their GPA of 3.2 or higher. Only five teams in the league had student-athletes named to the Honors Court, with New Mexico holding twice as many honorees as any other MW team. The Lobos were also one of just 63 teams, across all NCAA and NAIA divisions in the country, to have four or more honorees.

Head Coach Craig Neal



Craig Neal
Head Coach - 4th Season
(2016-17) 14-10 (Career) 73-48 (.603)

NOTEWORTHY:

- Earned the nickname "Noodles" for wiry build as a high school player
- Spent nine seasons as a member of Steve Alford's staffs at Iowa and New Mexico
- Coached under NBA legend Lenny Wilkens for three seasons with the Raptors
- Spent nearly a decade as a NBA assistant coach and scout with Toronto
- Avid golfer and motorcycle enthusiast

PLAYING EXPERIENCE

1988-95 - NBA and CBA Career

- *Drafted by Portland in the 1988 NBA Draft
- *Played for Blazers, Heat and Nuggets
- *Fort Wayne Fury Player and Coach in 1994-95

1984-88 - Georgia Tech

- *Played for Bobby Cremins
- *Member of Elite Eight and Sweet 16 teams
- *Graduated with career assist record (659)

1980-83 - Washington High School (Washington, Ind.)

- *All-American & member of Indiana All-Star Team
- *Coached by his father, Stan Neal
- *Played against Steve Alford

COACHING EXPERIENCE

Head Coach:

2013-Present - New Mexico (73-48)

Associate Head Coach:

2007-13 - New Mexico (NCAA)

Assistant Coach:

2004-07 - Iowa (NCAA)

2000-03 - Toronto Raptors (NBA)

THE INFAMOUS CHERRY BLAZER

The cherry blazer has become a symbol with New Mexico basketball. Given to coaches at their introductory press conferences, it makes appearances throughout the season at crucial games.

- Craig Neal is 10-3 when wearing the cherry blazer
 - Nov. 9, 2013 vs. Alabama A&M (W, 88-52)
 - Jan. 21, 2014 vs. Boise State (W, 84-75)
 - Feb. 22, 2014 vs. #6 San Diego State (W, 58-44)
 - Mar. 5, 2014 vs. Air Force (W, 80-52)
- Nov. 14, 2014 vs. Idaho State (W, 79-55)
- Jan. 3, 2015 vs. #24 Colorado State (W, 66-53)
- Feb. 17, 2015 vs. #25 San Diego State (L, 46-63)
- March 7, 2015 vs. Wyoming (W, 52-49)
- Nov. 13, 2015 vs. Texas Southern (W, 86-57)
- Feb. 27, 2016 vs. Fresno State (L, 92-82)
- March 1, 2016 vs. San Diego State (L, 83-56)
- Nov. 11, 2016 vs. Idaho State (W, 81-60)
- Nov. 30, 2016 vs. Abilene Christian (W, 64-55)

THE NEAL ERA AT NEW MEXICO

- Became first-ever rookie Lobo head coach to lead New Mexico to a NCAA Tournament appearance
- Set a school record of 15 conference wins in the 2013-14 season
- Led UNM to the 2014 Mountain West Tournament championship, which made New Mexico the first program in MW history to win three-straight conference tournaments
- Guided Cam Bairstow to All-America honors by Sports Illustrated (2nd Team), NBC Sports (3rd Team) and CBS Sports.
- Guided four Lobos to All-Mountain West honors in 2013-14, which included first team selections Cam Bairstow and Kendall Williams. Williams and Alex Kirk were MW All-Defensive Team selections as well. Kirk also was named to third team while Hugh Greenwood was honorable mention
- The 27 wins in 2013-14 mark the most wins by a rookie coach in Lobo history. It is the tied for the fifth most wins by a first-year Division I head coach since 2000
- Signed a new contract in July of 2014 to stay at New Mexico through 2020
- Became the second-fastest coach in program history to 40 wins (53 games)
- In 2014-15 Hugh Greenwood was named All-MW Third Team and became the second guard in Lobo history to finish career with 1,000 points and 600 rebounds.
- Was named a finalist for a pair of national coaching honors: the Joe B. Hall Award as the nation's top rookie coach, and the Jim Phelan Award for national coach of the year
- Led the MW again with six academic all-conference selections in 2015-16. He has had 19 honorees in his three seasons
- Had five players sign professional contracts; Kendall Williams (Italy), Cam Bairstow (NBA), Alex Kirk (NBA), Hugh Greenwood (Perth) and Deshaun Delaney (Poland)
- Has had 6 straight semesters of at least a 2.7 team GPA. Earned NABC Team Excellence Award in Summer of 2016 for cumulative GPA of 3.03, first MW team to earn the honor
- Guided two First Team All-Mountain West & NABC All-District selections in 2015-16 in Elijah Brown and Tim Williams
- Had highest GPA in program history in Fall of 2015 with a 3.15 GPA
- Landed four players on the NABC Honors Court
- One of two coaches in Lobo history to win more than 20 games on the road over their first three seasons. Neal's total is 24.
- First coach in MW history to win on road at SDSU, CSU & Boise State in same season.

The 2016-17 New Mexico Lobos

No.	Name	Pos	Height	Weight	Year	Previous School	Hometown
1	Aher Uguak	G/F	6-7	206	Fr.	Harry Ainlay HS	Edmonton, Canada
3	Jordan Hunter	G	5-11	180	So.	Ozen HS	Beaumont, Texas
4	Elijah Brown	G	6-4	200	R-Jr.	Butler University	Orange County, Calif.
5	Jalen Harris	G	6-2	156	Fr.	Word of God Christian Academy	Wilson, N.C.
11	Obij Aget	C	7-1	220	Sr.	La Lumiere HS (Ind.)	Juba, South Sudan
14	Dane Kuiper	G/F	6-7	200	So.	Corona del Sol HS (Ariz.)	Wasilla, Alaska
20	Sam Logwood	G/F	6-7	210	Jr.	La Lumiere HS (Ind.)	Indianapolis, Ind.
21	Xavier Adams	G	6-4	205	Jr.	Edwards S. Marcus HS	Flower Mound, Texas
22	Holt Shelley*	F	6-9	221	Fr.	Cliff HS	Cliff, N.M.
23	Joe Furstinger	F	6-9	215	Jr.	Santa Margarita Catholic HS	Rancho Santa Margarita, Calif.
24	Damien Jefferson	G/F	6-5	190	Fr.	East Chicago Central HS	East Chicago, Ind.
30	Adam Cumber*	G	6-2	185	R-So.	Sandia HS	Albuquerque, M.M.
31	Anthony Mathis	G	6-2	170	So.	West Linn HS	West Linn, Ore.
32	Tim Williams	F	6-8	240	R-Sr.	Samford University	Flossmoor, Ill.
55	Connor MacDougall	F	6-9	235	R-So.	South Mountain CC	Tempe, Ariz.

* Indicates a walk-on

Head Coach: Craig Neal (4th Season -- Georgia Tech '88)

Associate Head Coach: Chris Harriman

Assistant Coaches: Alan Huss and Terrence Rencher

Acting Director of Operations: Ryan Berryman

Athletic Trainer: Corey DeBarbrie

Video Coordinator: Ben Sanders

Strength and Conditioning Coach: Glenn Cain

By Class

(15 Total)

Seniors: (2)

Juniors: (4)

Sophomores: (5)

Freshmen: (4)

By Position

(15 Total)

Centers: (1)

Forwards: (4)

Guard/Forwards: (4)

Guards: (6)

By Height

7'1"

Obij Aget

6'9"

Joe Furstinger

Connor MacDougall

Holt Shelley

6'8"

Tim Williams

6'7"

Sam Logwood

Dane Kuiper

Aher Uguak

6'5"

Damien Jefferson

6'4"

Xavier Adams

Elijah Brown

6'2"

Jalen Harris

Anthony Mathis

Adam Cumber

5'11"

Jordan Hunter

Alphabetical Roster

No.	Name	Pos	Height	Weight	Year
21	Xavier Adams	G	6-4	205	Junior
11	Obij Aget	C	7-1	220	Senior
4	Elijah Brown	G	6-4	200	RS-Junior
30	Adam Cumber	G	6-2	185	RS-Sophomore
23	Joe Furstinger	F	6-9	215	Junior
5	Jalen Harris	G	6-2	156	Freshman
3	Jordan Hunter	G	5-11	180	Sophomore
24	Damien Jefferson	G/F	6-5	190	Freshman
14	Dane Kuiper	G/F	6-7	200	Sophomore
20	Sam Logwood	G/F	6-7	210	Junior
55	Connor MacDougall	F	6-9	235	RS-Sophomore
31	Anthony Mathis	G	6-2	170	Sophomore
22	Holt Shelley	F	6-9	221	Freshman
1	Aher Uguak	G/F	6-7	206	Freshman
32	Tim Williams	F	6-8	240	RS-Senior

Pronunciations

Name	Pronunciation
Obij Aget	O-BOTCH Ah-Jet
Joe Furstinger	Joe FUR-Sting-er
Jalen Harris	JAY-len
Dane Kuiper	KI-pur
Aher Uguak	Uh-here OO-guac

2016-17 Season Stats

THE STAT CREW SYSTEM New Mexico Combined Team Statistics (as of Feb 04, 2017) All games

RECORD:	OVERALL	HOME	AWAY	NEUTRAL
ALL GAMES	14-10	9-3	4-5	1-2
CONFERENCE	7-5	3-3	4-2	0-0
NON-CONFERENCE	7-5	6-0	0-3	1-2

#	Player	gp-gs	min	avg	Total		3-Point		F-Throw		Rebounds				pf	dq	a	to	blk	stl	pts	avg
					fg-fga	fg%	3fg-fga	3fg%	ft-fa	ft%	off	def	tot	avg								
04	BROWN, Elijah	24-21	747	31.1	129-322	.401	55-154	.357	143-174	.822	9	114	123	5.1	50	0	74	73	3	30	456	19.0
32	WILLIAMS, Tim	20-20	675	33.8	140-242	.579	1-5	.200	76-106	.717	40	100	140	7.0	40	0	31	38	13	11	357	17.9
14	KUIPER, Dane	19-11	396	20.8	47-100	.470	19-49	.388	15-17	.882	12	34	46	2.4	47	3	30	18	4	17	128	6.7
20	LOGWOOD, Sam	23-13	475	20.7	53-118	.449	8-19	.421	35-53	.660	14	52	66	2.9	30	0	26	27	3	15	149	6.5
03	HUNTER, Jordan	22-10	430	19.5	36-86	.419	15-37	.405	33-38	.868	7	39	46	2.1	44	1	54	33	0	14	120	5.5
24	JEFFERSON, Damien	22-2	297	13.5	48-104	.462	5-27	.185	18-36	.500	11	39	50	2.3	37	0	24	28	2	8	119	5.4
11	AGET, Obij	24-22	433	18.0	53-94	.564	0-0	.000	20-25	.800	28	50	78	3.3	45	1	10	11	25	10	126	5.3
05	HARRIS, Jalen	24-14	514	21.4	41-86	.477	5-18	.278	33-44	.750	1	41	42	1.8	53	0	59	31	3	21	120	5.0
55	MACDOUGALL, Conn	20-0	218	10.9	25-53	.472	0-0	.000	34-41	.829	19	21	40	2.0	45	3	1	16	5	1	84	4.2
21	ADAMS, Xavier	15-0	186	12.4	15-34	.441	0-5	.000	29-36	.806	10	24	34	2.3	22	1	3	11	1	12	59	3.9
23	FURSTINGER, Joe	20-5	287	14.4	24-46	.522	0-0	.000	22-33	.667	26	38	64	3.2	46	1	14	16	17	6	70	3.5
31	MATHIS, Anthony	8-0	41	5.1	4-15	.267	2-11	.182	3-3	1.000	0	7	7	0.9	4	0	8	2	0	2	13	1.6
01	UGUAK, Aher	14-2	124	8.9	5-18	.278	1-8	.125	7-12	.583	9	5	14	1.0	11	0	6	10	1	5	18	1.3
30	CUMBER, Adam	1-0	2	2.0	0-0	.000	0-0	.000	0-0	.000	0	0	0	0.0	0	0	0	0	0	0	0	0.0
Team											33	36	69		1		6					
Total.....		24	4825		620-1318	.470	111-333	.333	468-618	.757	219	600	819	34.1	475	10	340	320	77	152	1819	75.8
Opponents.....		24	4825		600-1365	.440	211-552	.382	357-512	.697	239	549	788	32.8	509	-	356	335	82	182	1768	73.7

TEAM STATISTICS	NM	OPP	Date	Opponent	Score	Att.
SCORING	1819	1768	11/11/16	IDAHO STATE	w 81-70	11293
Points per game	75.8	73.7	11/14/16	HOUSTON BAPTIST	w 95-79	10456
Scoring margin	+2.1	-	11/18/16	NEW MEXICO STATE	w 72-59	13892
FIELD GOALS-ATT	620-1318	600-1365	11/24/16	vs Virginia Tech	L 72-92	0
Field goal pct	.470	.440	11/25/16	vs CSUN	w 105-89	0
3 POINT FG-ATT	111-333	211-552	11/27/16	vs Dayton	L 57-64	0
3-point FG pct	.333	.382	11/30/16	ABILENE CHRISTIAN	w 64-55	11154
3-pt FG made per game	4.6	8.8	12/3/16	at Illinois State	L 74-79	6056
FREE THROWS-ATT	468-618	357-512	12/07/16	UTEP	w 78-77	11838
Free throw pct	.757	.697	12/10/16	at New Mexico State	L 71-84	6298
F-Throws made per game	19.5	14.9	12/17/16	ARKANSAS-PINE BLUFF	w 83-43	10404
REBOUNDS	819	788	12/20/16	at Arizona	L 46-77	14008
Rebounds per game	34.1	32.8	* 12/28/16	FRESNO STATE	w 78-73	11844
Rebounding margin	+1.3	-	* 01-01-17	at SAN DIEGO STATE	w 68-62	12414
ASSISTS	340	356	* 01/04/17	at Utah State	L 75-79	3897
Assists per game	14.2	14.8	* 01/07/17	NEVADA	Lot 104-105	11235
TURNOVERS	320	335	* 01/10/17	UNLV	L 66-71	11379
Turnovers per game	13.3	14.0	* 1/14/17	at Colorado State	w 84-71	3418
Turnover margin	+0.6	-	* 01/17/17	at Boise State	w 81-70	3752
Assist/turnover ratio	1.1	1.1	* 01/21/17	WYOMING	w 78-71	12501
STEALS	152	182	* 01/24/17	UTAH STATE	w 74-61	10698
Steals per game	6.3	7.6	* 01/28/17	at Nevada	L 65-82	10727
BLOCKS	77	82	* 02/01/17	at UNLV	w 80-77	12001
Blocks per game	3.2	3.4	* 02/04/17	SAN JOSE STATE	L 68-78	12731
ATTENDANCE	139425	72571				
Home games-Avg/Game	12-11619	9-8063				
Neutral site-Avg/Game	-	3-0				

* - Conference game

Score by Periods	1st	2nd	OT	Totals
New Mexico	870	939	10	1819
Opponents	827	930	11	1768

2016-17 Conference Stats

THE STAT CREW SYSTEM New Mexico Combined Team Statistics (as of Feb 04, 2017) Conference games

RECORD:	OVERALL	HOME	AWAY	NEUTRAL
ALL GAMES	7-5	3-3	4-2	0-0
CONFERENCE	7-5	3-3	4-2	0-0
NON-CONFERENCE	0-0	0-0	0-0	0-0

#	Player	gp-gs	min	avg	Total		3-Point		F-Throw		Rebounds				pf	dq	a	to	blk	stl	pts	avg
					fg-fga	fg%	3fg-fga	3fg%	ft-fa	ft%	off	def	tot	avg								
04	BROWN, Elijah	12-11	402	33.5	71-173	.410	34-78	.436	87-99	.879	6	66	72	6.0	30	0	39	38	3	14	263	21.9
32	WILLIAMS, Tim	10-10	360	36.0	73-132	.553	1-4	.250	29-45	.644	17	55	72	7.2	21	0	21	19	8	6	176	17.6
14	KUIPER, Dane	10-8	269	26.9	30-59	.508	10-27	.370	9-10	.900	5	23	28	2.8	32	3	20	9	2	10	79	7.9
05	HARRIS, Jalen	12-12	310	25.8	27-57	.474	4-13	.308	23-29	.793	1	29	30	2.5	32	0	34	18	3	10	81	6.8
24	JEFFERSON, Damien	11-2	164	14.9	27-54	.500	4-14	.286	6-15	.400	8	20	28	2.5	20	0	13	13	1	3	64	5.8
20	LOGWOOD, Sam	12-4	228	19.0	25-63	.397	4-10	.400	13-23	.565	6	28	34	2.8	19	0	1	11	2	7	67	5.6
03	HUNTER, Jordan	10-0	154	15.4	15-34	.441	5-14	.357	16-18	.889	2	12	14	1.4	19	0	19	12	0	5	51	5.1
11	AGET, Obj	12-12	225	18.8	26-48	.542	0-0	.000	7-8	.875	17	27	44	3.7	26	0	6	11	14	6	59	4.9
55	MACDOUGALL, Conn	8-0	62	7.8	8-15	.533	0-0	.000	13-14	.929	4	8	12	1.5	13	1	0	3	2	1	29	3.6
21	ADAMS, Xavier	3-0	44	14.7	3-4	.750	0-1	.000	4-4	1.000	4	3	7	2.3	2	0	2	4	0	4	10	3.3
23	FURSTINGER, Joe	10-1	141	14.1	11-24	.458	0-0	.000	9-15	.600	13	15	28	2.8	21	0	8	8	6	2	31	3.1
31	MATHIS, Anthony	3-0	25	8.3	3-10	.300	1-6	.167	0-0	.000	0	4	4	1.3	3	0	8	0	0	2	7	2.3
01	UGUAK, Aher	5-0	41	8.2	2-6	.333	0-3	.000	0-2	.000	5	2	7	1.4	7	0	2	4	1	0	4	0.8
Team											12	22	34		1			4				
Total.....		12	2425		321-679	.473	63-170	.371	216-282	.766	100	314	414	34.5	246	4	173	154	42	70	921	76.8
Opponents.....		12	2425		306-695	.440	98-266	.368	190-277	.686	120	283	403	33.6	235	-	178	150	49	90	900	75.0

TEAM STATISTICS	NM	OPP	Date	Opponent	Score	Att
SCORING	921	900	* 12/28/16	FRESNO STATE	W 78-73	11844
Points per game	76.8	75.0	* 01-01-17	at SAN DIEGO STATE	W 68-62	12414
Scoring margin	+1.8	-	* 01/04/17	at Utah State	L 75-79	3897
FIELD GOALS-ATT	321-679	306-695	* 01/07/17	NEVADA	Lot 104-105	11235
Field goal pct	.473	.440	* 01/10/17	UNLV	L 66-71	11379
3 POINT FG-ATT	63-170	98-266	* 1/14/17	at Colorado State	W 84-71	3418
3-point FG pct	.371	.368	* 01/17/17	at Boise State	W 81-70	3752
3-pt FG made per game	5.3	8.2	* 01/21/17	WYOMING	W 78-71	12501
FREE THROWS-ATT	216-282	190-277	* 01/24/17	UTAH STATE	W 74-61	10698
Free throw pct	.766	.686	* 01/28/17	at Nevada	L 65-82	10727
F-Throws made per game	18.0	15.8	* 02/01/17	at UNLV	W 80-77	12001
REBOUNDS	414	403	* 02/04/17	SAN JOSE STATE	L 68-78	12731
Rebounds per game	34.5	33.6				
Rebounding margin	+0.9	-				
ASSISTS	173	178				
Assists per game	14.4	14.8				
TURNOVERS	154	150				
Turnovers per game	12.8	12.5				
Turnover margin	-0.3	-				
Assist/turnover ratio	1.1	1.2				
STEALS	70	90				
Steals per game	5.8	7.5				
BLOCKS	42	49				
Blocks per game	3.5	4.1				
ATTENDANCE	70388	46209				
Home games-Avg/Game	6-11731	6-7702				
Neutral site-Avg/Game	-	0-0				

* - Conference game

Score by Periods	1st	2nd	OT	Totals
New Mexico	444	467	10	921
Opponents	408	481	11	900

2016-17 Extended Season Stats

RECORD:	OVERALL	HOME	AWAY	NEUTRAL
ALL GAMES	14-10	9-3	4-5	1-2
CONFERENCE	7-5	3-3	4-2	0-0
NON-CONFERENCE	7-5	6-0	0-3	1-2

#	Player	gp-gs	min	avg	Total		3-Point		F-Throw		Rebounds			avg	pf	dq	a	a/g	to	to/g	a/to	blk	blk/g	stl	stl/g	pts	avg
					fg-fga	fg%	3fg-fga	3fg%	ft-fa	ft%	off	def	tot														
04	BROWN, Elijah	24-21	747	31.1	129-322	.401	55-154	.357	143-174	.822	9	114	123	5.1	50	0	74	3.08	73	3.04	1.01	3	0.13	30	1.25	456	19.0
32	WILLIAMS, Tim	20-20	675	33.8	140-242	.579	1-5	.200	76-106	.717	40	100	140	7.0	40	0	31	1.55	38	1.90	0.82	13	0.65	11	0.55	357	17.9
14	KUIPER, Dane	19-11	396	20.8	47-100	.470	19-49	.388	15-17	.882	12	34	46	2.4	47	3	30	1.58	18	0.95	1.67	4	0.21	17	0.89	128	6.7
20	LOGWOOD, Sam	23-13	475	20.7	53-118	.449	8-19	.421	35-53	.660	14	52	66	2.9	30	0	26	1.13	27	1.17	0.96	3	0.13	15	0.65	149	6.5
03	HUNTER, Jordan	22-10	430	19.5	36-86	.419	15-37	.405	33-38	.868	7	39	46	2.1	44	1	54	2.45	33	1.50	1.64	0	0.00	14	0.64	120	5.5
24	JEFFERSON, Damien	22-2	297	13.5	48-104	.462	5-27	.185	18-36	.500	11	39	50	2.3	37	0	24	1.09	28	1.27	0.86	2	0.09	8	0.36	119	5.4
11	AGET, Obij	24-22	433	18.0	53-94	.564	0-0	.000	20-25	.800	28	50	78	3.3	45	1	10	0.42	11	0.46	0.91	25	1.04	10	0.42	126	5.3
05	HARRIS, Jalen	24-14	514	21.4	41-86	.477	5-18	.278	33-44	.750	1	41	42	1.8	53	0	59	2.46	31	1.29	1.90	3	0.13	21	0.88	120	5.0
55	MACDOUGALL, Connor	20-0	218	10.9	25-53	.472	0-0	.000	34-41	.829	19	21	40	2.0	45	3	1	0.05	16	0.80	0.06	5	0.25	1	0.05	84	4.2
21	ADAMS, Xavier	15-0	186	12.4	15-34	.441	0-5	.000	29-36	.806	10	24	34	2.3	22	1	3	0.20	11	0.73	0.27	1	0.07	12	0.80	59	3.9
23	FURSTINGER, Joe	20-5	287	14.4	24-46	.522	0-0	.000	22-33	.667	26	38	64	3.2	46	1	14	0.70	16	0.80	0.88	17	0.85	6	0.30	70	3.5
31	MATHIS, Anthony	8-0	41	5.1	4-15	.267	2-11	.182	3-3	1.000	0	7	7	0.9	4	0	8	1.00	2	0.25	4.00	0	0.00	2	0.25	13	1.6
01	UGUAK, Aher	14-2	124	8.9	5-18	.278	1-8	.125	7-12	.583	9	5	14	1.0	11	0	6	0.43	10	0.71	0.60	1	0.07	5	0.36	18	1.3
30	CUMBER, Adam	1-0	2	2.0	0-0	.000	0-0	.000	0-0	.000	0	0	0	0.0	0	0	0	0.00	0	0.00	0.00	0	0.00	0	0.00	0	0.0
Total.....		24	4825		620-1318	.470	111-333	.333	468-618	.757	219	600	819	34.1	475	10	340	14.17	320	13.33	1.06	77	3.21	152	6.33	1819	75.8
Opponents.....		24	4825		600-1365	.440	211-552	.382	357-512	.697	239	549	788	32.8	509	-	356	14.83	335	13.96	1.06	82	3.42	182	7.58	1768	73.7

Score by Periods	1st	2nd	OT	Totals
New Mexico	870	939	10	1819
Opponents	827	930	11	1768

2016-17 Season Metrics

#	Player	Min	AST%	EFG%	TS%	Usg%	DRB%	ORB%	TRB%
21	ADAMS, Xavier	186	2.9	.441	.592	16.5	14.8	6.8	11.0
11	AGET, Obij	433	4.4	.564	.600	13.5	13.3	8.1	10.8
04	BROWN, Elijah	747	21.1	.486	.572	31.9	17.6	1.5	9.9
30	CUMBER, Adam	2	0.0	.000	.000	0.0	0.0	0.0	0.0
23	FURSTINGER, Joe	287	8.7	.522	.578	13.5	15.2	11.4	13.4
05	HARRIS, Jalen	514	20.4	.506	.569	13.4	9.2	0.2	4.9
03	HUNTER, Jordan	430	22.5	.506	.584	15.9	10.4	2.0	6.4
24	JEFFERSON, Damien	297	16.8	.486	.496	25.2	15.1	4.7	10.1
14	KUIPER, Dane	396	14.5	.565	.595	16.0	9.9	3.8	7.0
20	LOGWOOD, Sam	475	10.3	.483	.527	17.9	12.6	3.7	8.3
55	MACDOUGALL, Connor	218	0.9	.472	.591	20.2	11.1	11.0	11.0
31	MATHIS, Anthony	41	35.8	.333	.398	22.6	19.6	0.0	10.3
01	UGUAK, Aher	124	8.0	.306	.387	13.6	4.6	9.1	6.8
32	WILLIAMS, Tim	675	10.6	.581	.618	24.4	17.0	7.4	12.5

Estimated possessions: 1714.3
Team offensive rating (ORTg): 106.1
Team defensive rating (DRtg): 103.1

AST% - An estimate of the pct of teammate field goals assisted while on the floor
EFG% - Effective FG% (adjusts to include additional points from 3FGs)
TS% - True Shooting% (takes into account field goals, 3-point field goals, and free throws
Usg% - An estimate of the pct of team plays used while on the floor
DRB% - An estimate of the pct of available defensive rebounds grabbed while on the floor
ORB% - An estimate of the pct of available offensive rebounds grabbed while on the floor
TRB% - An estimate of the pct of all available rebounds grabbed while on the floor

ORTg - Offensive rating - points scored per 100 possessions
DRtg - Defensive rating - points allowed per 100 possessions

2016-17 Team Game-by-Game

Opponent	Date	Score		fg-fga	pct	3fg-fga	pct	ft-fa	pct	off	def	tot	avg	pf	a	t/o	blk	stl	pts	avg
IDAHO STATE	11/11/16	81-70	W	28-59	.475	3-16	.188	22-33	.667	18	21	39	39.0	20	19	18	4	6	81	81.0
HOUSTON BAPTIST	11/14/16	95-79	W	28-45	.622	4-12	.333	35-42	.833	4	29	33	36.0	16	19	13	1	8	95	88.0
NEW MEXICO STATE	11/18/16	72-59	W	24-54	.444	1-10	.100	23-37	.622	15	25	40	37.3	23	10	12	3	9	72	82.7
vs Virginia Tech	11/24/16	72-92	L	26-58	.448	4-14	.286	16-21	.762	11	20	31	35.8	22	11	11	4	2	72	80.0
vs CSUN	11/25/16	105-89	W	37-57	.649	4-7	.571	27-33	.818	6	17	23	33.2	22	18	11	3	9	105	85.0
vs Dayton	11/27/16	57-64	L	20-49	.408	7-14	.500	10-13	.769	5	28	33	33.2	20	11	16	2	3	57	80.3
ABILENE CHRISTIAN	11/30/16	64-55	W	22-48	.458	2-11	.182	18-25	.720	9	24	33	33.1	9	16	8	1	4	64	78.0
at Illinois State	12/3/16	74-79	L	26-57	.456	4-17	.235	18-21	.857	10	29	39	33.9	17	13	14	2	8	74	77.5
UTEP	12/07/16	78-77	W	25-44	.568	7-14	.500	21-32	.656	5	26	31	33.6	14	13	15	3	6	78	77.6
at New Mexico State	12/10/16	71-84	L	26-58	.448	4-17	.235	15-23	.652	10	19	29	33.1	27	8	14	2	6	71	76.9
ARKANSAS-PINE BLUFF	12/17/16	83-43	W	20-45	.444	6-17	.353	37-40	.925	12	32	44	34.1	13	18	22	8	16	83	77.5
at Arizona	12/20/16	46-77	L	17-65	.262	2-14	.143	10-16	.625	14	16	30	33.8	26	11	12	2	5	46	74.8
FRESNO STATE	12/28/16	78-73	W	23-51	.451	3-10	.300	29-34	.853	7	25	32	33.6	17	13	12	2	10	78	75.1
at SAN DIEGO STATE	01-01-17	68-62	W	21-51	.412	6-12	.500	20-26	.769	11	27	38	33.9	17	13	16	4	6	68	74.6
at Utah State	01/04/17	75-79	L	28-53	.528	4-12	.333	15-20	.750	9	20	29	33.6	20	16	15	1	6	75	74.6
NEVADA	01/07/17	104-105	Lot	36-73	.493	6-17	.353	26-40	.650	6	33	39	33.9	23	16	5	8	7	104	76.4
UNLV	01/10/17	66-71	L	24-50	.480	4-15	.267	14-17	.824	4	28	32	33.8	21	14	13	8	5	66	75.8
at Colorado State	1/14/17	84-71	W	30-54	.556	6-9	.667	18-27	.667	9	30	39	34.1	30	17	17	6	2	84	76.3
at Boise State	01/17/17	81-70	W	27-54	.500	6-12	.500	21-22	.955	6	22	28	33.8	20	10	12	0	9	81	76.5
WYOMING	01/21/17	78-71	W	30-67	.448	6-17	.353	12-20	.600	8	30	38	34.0	14	15	7	4	7	78	76.6
UTAH STATE	01/24/17	74-61	W	27-54	.500	3-12	.250	17-17	1.000	7	26	33	34.0	19	17	10	5	4	74	76.5
at Nevada	01/28/17	65-82	L	22-55	.400	5-23	.217	16-21	.762	11	21	32	33.9	19	17	17	0	6	65	76.0
at UNLV	02/01/17	80-77	W	29-60	.483	7-15	.467	15-20	.750	15	27	42	34.2	24	11	16	3	4	80	76.1
SAN JOSE STATE	02/04/17	68-78	L	24-57	.421	7-16	.438	13-18	.722	7	25	32	34.1	22	14	14	1	4	68	75.8
New Mexico		1819		620-1318	.470	111-333	.333	468-618	.757	219	600	819	34.1	475	340	320	77	152	1819	75.8
Opponents		1768		600-1365	.440	211-552	.382	357-512	.697	239	549	788	32.8	509	356	335	82	182	1768	73.7

Games played: 24

Points/game: 75.8

FG Pct: 47.0

3FG Pct: 33.3

FT Pct: 75.7

Rebounds/game: 34.1

Assists/game: 14.2

Turnovers/game: 13.3

Assist/turnover ratio: 1.1

Steals/game: 6.3

Blocks/game: 3.2

2016-17 Opponent Game-by-Game

Opponent	Date	Score		fg-fga	pct	3fg-fga	pct	ft-fa	pct	off	def	tot	avg	pf	a	t/o	blk	stl	pts	avg
IDAHO STATE	11/11/16	81-70	W	27-57	.474	9-22	.409	7-11	.636	10	19	29	29.0	29	17	20	0	10	70	70.0
HOUSTON BAPTIST	11/14/16	95-79	W	27-63	.429	13-30	.433	12-19	.632	10	15	25	27.0	31	15	12	0	7	79	74.5
NEW MEXICO STATE	11/18/16	72-59	W	19-53	.358	7-24	.292	14-21	.667	13	22	35	29.7	29	10	20	4	7	59	69.3
vs Virginia Tech	11/24/16	72-92	L	31-62	.500	11-24	.458	19-20	.950	10	25	35	31.0	21	20	8	3	6	92	75.0
vs CSUN	11/25/16	105-89	W	29-56	.518	7-17	.412	24-29	.828	13	18	31	31.0	26	15	21	1	5	89	77.8
vs Dayton	11/27/16	57-64	L	22-54	.407	6-22	.273	14-21	.667	9	26	35	31.7	16	14	9	3	7	64	75.5
ABILENE CHRISTIAN	11/30/16	64-55	W	20-48	.417	8-24	.333	7-10	.700	6	22	28	31.1	20	13	14	2	3	55	72.6
at Illinois State	12/3/16	74-79	L	26-61	.426	14-35	.400	13-20	.650	9	23	32	31.3	18	17	12	2	8	79	73.4
UTEP	12/07/16	78-77	W	27-58	.466	15-29	.517	8-14	.571	8	18	26	30.7	24	22	13	6	9	77	73.8
at New Mexico State	12/10/16	71-84	L	26-51	.510	11-22	.500	21-31	.677	11	28	39	31.5	23	13	18	4	7	84	74.8
ARKANSAS-PINE BLUFF	12/17/16	83-43	W	15-57	.263	6-21	.286	7-10	.700	8	13	21	30.5	26	8	22	4	17	43	71.9
at Arizona	12/20/16	46-77	L	25-50	.500	6-16	.375	21-29	.724	12	37	49	32.1	11	14	16	4	6	77	72.3
FRESNO STATE	12/28/16	78-73	W	30-62	.484	6-16	.375	7-12	.583	8	25	33	32.2	22	12	14	3	7	73	72.4
at SAN DIEGO STATE	01-01-17	68-62	W	22-53	.415	5-23	.217	13-18	.722	8	19	27	31.8	18	12	16	4	13	62	71.6
at Utah State	01/04/17	75-79	L	25-53	.472	10-22	.455	19-28	.679	12	19	31	31.7	20	19	13	1	9	79	72.1
NEVADA	01/07/17	104-105	Lot	36-75	.480	15-32	.469	18-27	.667	11	36	47	32.7	30	25	12	9	2	105	74.2
UNLV	01/10/17	66-71	L	23-60	.383	9-21	.429	16-22	.727	12	23	35	32.8	14	15	11	3	10	71	74.0
at Colorado State	1/14/17	84-71	W	19-53	.358	7-22	.318	26-39	.667	11	18	29	32.6	22	12	12	4	10	71	73.8
at Boise State	01/17/17	81-70	W	22-58	.379	5-23	.217	21-26	.808	14	20	34	32.7	21	10	12	4	6	70	73.6
WYOMING	01/21/17	78-71	W	26-61	.426	11-29	.379	8-13	.615	7	32	39	33.0	19	17	13	6	2	71	73.5
UTAH STATE	01/24/17	74-61	W	23-51	.451	6-17	.353	9-17	.529	8	20	28	32.8	19	9	12	4	4	61	72.9
at Nevada	01/28/17	65-82	L	26-50	.520	11-23	.478	19-27	.704	7	25	32	32.7	13	18	15	0	12	82	73.3
at UNLV	02/01/17	80-77	W	27-69	.391	6-22	.273	17-21	.810	18	19	37	32.9	19	14	9	5	10	77	73.5
SAN JOSE STATE	02/04/17	68-78	L	27-50	.540	7-16	.438	17-27	.630	4	27	31	32.8	18	15	11	6	5	78	73.7
Opponents		1768		600-1365	.440	211-552	.382	357-512	.697	239	549	788	32.8	509	356	335	82	182	1768	73.7
New Mexico		1819		620-1318	.470	111-333	.333	468-618	.757	219	600	819	34.1	475	340	320	77	152	1819	75.8

Games played: 24

Points/game: 73.7

FG Pct: 44.0

3FG Pct: 38.2

FT Pct: 69.7

Rebounds/game: 32.8

Assists/game: 14.8

Turnovers/game: 14.0

Assist/turnover ratio: 1.1

Steals/game: 7.6

Blocks/game: 3.4

New Mexico's Last Time Out

Official Basketball Box Score -- Game Totals -- Final Statistics

San Jose State vs New Mexico

02/04/17 4 p.m. MT at WisePies Arena - The Pit

San Jose State 78 • 11-10, 4-6 MW

##	Player		Total	3-Ptr	FT-FTA	Rebounds			PF	TP	A	TO	Blk	Stl	Min
			FG-FGA	FG-FGA		Off	Def	Tot							
15	CLARKE, Brandon	f	8-14	0-0	1-6	3	4	7	2	17	2	2	4	2	35
32	WELAGE, Ryan	f	7-11	4-6	2-2	0	8	8	1	20	1	2	0	0	30
00	BROWN, Terrell	g	5-9	2-3	5-8	0	3	3	2	17	5	0	0	0	38
21	JAMES, Jalen	g	0-2	0-0	0-0	0	0	0	2	0	0	3	0	0	10
25	HILLSMAN, Jaycee	g	2-4	0-1	6-6	0	6	6	3	10	1	2	0	0	36
04	MITCHELL, Brandon		2-3	0-1	1-3	0	1	1	2	5	2	1	1	1	13
10	NICHOLS, Isaiah		0-0	0-0	0-0	0	0	0	4	0	2	1	0	1	9
20	THORNTON, Isaac		3-7	1-5	2-2	1	3	4	2	9	2	0	1	1	25
24	SINGER, Ryan		0-0	0-0	0-0	0	0	0	0	0	0	0	0	0	1
33	SCHWARTZ, Cody		0-0	0-0	0-0	0	0	0	0	0	0	0	0	0	3
Team						0	2	2							
Totals			27-50	7-16	17-27	4	27	31	18	78	15	11	6	5	200

FG % 1st Half: 15-26 57.7% 2nd half: 12-24 50.0% Game: 27-50 54.0%
 3FG % 1st Half: 5-10 50.0% 2nd half: 2-6 33.3% Game: 7-16 43.8%
 FT % 1st Half: 0-3 0.0% 2nd half: 17-24 70.8% Game: 17-27 63.0%

Deadball
Rebounds
4,2

New Mexico 68 • 14-10, 7-5 MW

##	Player		Total	3-Ptr	FT-FTA	Rebounds			PF	TP	A	TO	Blk	Stl	Min
			FG-FGA	FG-FGA		Off	Def	Tot							
20	LOGWOOD, Sam	f	6-10	2-2	5-7	1	6	7	3	19	0	1	1	1	38
11	AGET, Obij	c	1-3	0-0	0-0	2	0	2	1	2	1	2	0	1	13
04	BROWN, Elijah	g	6-18	4-6	5-6	0	8	8	2	21	6	2	0	0	39
05	HARRIS, Jalen	g	1-4	0-1	2-2	1	3	4	2	4	2	1	0	2	25
24	JEFFERSON, Damien	g	1-8	0-5	0-1	0	3	3	4	2	2	4	0	0	25
01	UGUAK, Aher		1-1	0-0	0-0	1	1	2	3	2	1	1	0	0	16
03	HUNTER, Jordan		3-5	1-2	0-0	1	2	3	2	7	2	1	0	0	15
23	FURSTINGER, Joe		3-4	0-0	1-2	0	1	1	0	7	0	2	0	0	18
55	MACDOUGALL, Connor		2-4	0-0	0-0	1	0	1	5	4	0	0	0	0	11
Team						0	1	1							
Totals			24-57	7-16	13-18	7	25	32	22	68	14	14	1	4	200

FG % 1st Half: 13-28 46.4% 2nd half: 11-29 37.9% Game: 24-57 42.1%
 3FG % 1st Half: 4-9 44.4% 2nd half: 3-7 42.9% Game: 7-16 43.8%
 FT % 1st Half: 5-6 83.3% 2nd half: 8-12 66.7% Game: 13-18 72.2%

Deadball
Rebounds
2

Officials: Christ Rastatter, Rick O'Neill, Jon Stigliano
 Technical fouls: San Jose State-None. New Mexico-None.
 Attendance: 12731

Score by periods	1st	2nd	Total
San Jose State	35	43	78
New Mexico	35	33	68

Points	In Paint	Off T/O	2nd Chance	Fast Break	Bench
SJ	36	23	2	6	14
NM	28	11	10	4	20

Last FG - SJ 2nd-02:59, NM 2nd-01:54.
 Largest lead - SJ by 13 2nd-05:50, NM by 8 1st-16:04.
 SJ led for 20:26. NM led for 11:36. Game was tied for 07:58.

Score tied - 7 times.
 Lead changed - 6 times.

Last Time They Met

Official Basketball Box Score -- Game Totals -- Final Statistics New Mexico vs Air Force 2/20/16 12:05 pm at Clune Arena, USAF Academy, Colo.

New Mexico 72 • 16-11, 9-5 MW

##	Player		Total		3-Ptr	Rebounds			PF	TP	A	TO	Blk	Stl	Min
			FG-FGA	FG-FGA	FT-FTA	Off	Def	Tot							
32	WILLIAMS, Tim	f	6-10	0-0	5-9	1	12	13	1	17	0	3	0	1	38
11	AGET, Obij	c	0-0	0-0	0-0	2	2	4	3	0	0	2	0	0	11
01	NEAL, Cullen	g	4-12	2-10	2-3	1	5	6	0	12	2	3	0	0	32
04	BROWN, Elijah	g	10-20	7-17	5-8	0	4	4	1	32	2	5	0	2	37
20	LOGWOOD, Sam	g	1-3	0-2	3-3	0	4	4	4	5	4	0	1	1	23
03	HUNTER, Jordan		0-0	0-0	0-0	0	0	0	1	0	1	0	0	0	5
14	KUIPER, Dane		0-6	0-3	0-0	0	2	2	5	0	3	1	0	0	15
21	ADAMS, Xavier		0-1	0-1	0-0	0	0	0	5	0	2	3	0	2	21
25	JACOBS, Tim		1-1	1-1	0-0	0	1	1	3	3	2	0	0	0	12
31	MATHIS, Anthony		1-3	1-3	0-0	0	0	0	2	3	0	0	0	0	6
Team						2	0	2							
Totals			23-56	11-37	15-23	6	30	36	25	72	16	17	1	6	200

FG % 1st Half: 10-25 40.0% 2nd half: 13-31 41.9% Game: 23-56 41.1%
 3FG % 1st Half: 6-17 35.3% 2nd half: 5-20 25.0% Game: 11-37 29.7%
 FT % 1st Half: 5-9 55.6% 2nd half: 10-14 71.4% Game: 15-23 65.2%

Deadball
Rebounds
2

Air Force 76 • 14-14, 5-10 MW

##	Player		Total		3-Ptr	Rebounds			PF	TP	A	TO	Blk	Stl	Min
			FG-FGA	FG-FGA	FT-FTA	Off	Def	Tot							
35	GRAHAM, Hayden	f	8-13	3-6	2-6	1	10	11	3	21	1	3	2	3	34
33	TOOHEY, Frank	c	1-3	0-2	1-2	2	0	2	4	3	4	1	0	0	22
02	SIPLES, C.J.	g	2-8	1-3	4-7	0	4	4	3	9	6	1	0	3	37
05	KOCUR, Zach	g	5-10	1-4	2-2	2	6	8	3	13	3	2	0	2	38
15	VAN, Jacob	g	7-14	3-7	5-7	0	5	5	2	22	2	2	0	0	37
11	TUSS, Joe		1-3	0-1	0-0	0	0	0	1	2	0	0	0	0	6
24	JAMES, Dezmond		0-1	0-0	0-0	0	2	2	2	0	0	1	0	0	8
25	BROEKHUIS, Kyle		0-0	0-0	0-0	1	2	3	1	0	1	1	0	1	8
41	MOER, Zach		3-4	0-1	0-0	0	1	1	4	6	1	3	0	1	10
Team						0	3	3							
Totals			27-56	8-24	14-24	6	33	39	23	76	18	14	2	10	200

FG % 1st Half: 11-28 39.3% 2nd half: 16-28 57.1% Game: 27-56 48.2%
 3FG % 1st Half: 2-12 16.7% 2nd half: 6-12 50.0% Game: 8-24 33.3%
 FT % 1st Half: 5-7 71.4% 2nd half: 9-17 52.9% Game: 14-24 58.3%

Deadball
Rebounds
3

Officials: Kevin Brill, Winston Smith, Rick O'Neill
 Technical fouls: New Mexico-None. Air Force-None.
 Attendance: 3327

Score by periods	1st	2nd	Total
New Mexico	31	41	72
Air Force	29	47	76

	In Paint	Off T/O	2nd Chance	Fast Break	Bench
Points NM	20	11	4	4	6
AF	32	15	6	7	8

Last FG - NM 2nd-01:11, AF 2nd-02:01.
 Largest lead - NM by 9 2nd-11:30, AF by 7 1st-15:58.
 NM led for 14:23. AF led for 18:56. Game was tied for 06:41.

Score tied - 8 times.
 Lead changed - 8 times.

2016-17 Air Force's Roster

No.	Name	Ht.	Wt.	Cl.	Pos.	Hometown (High School/Previous School)
0	Morris, Caleb	6-3	190	FR	Guard	Vista, CA (Army-Navy Academy)
1	Norman, Dane	6-9	190	SO	Forward	San Diego, CA (Foothills Christian)
2	Siples, CJ	6-3	180	JR	Guard	Cibolo, TX (USAFA Prep School)
3	Tomes, Sid	6-4	204	FR	Guard	Woodbury, MN (East Ridge)
4	Hummer, Danny	6-0	175	SO	Guard	Upper Arlington, OH (Upper Arlington)
5	Kocur, Zach	6-3	200	SR	Guard	Denver, CO (USAFA Prep School)
10	Wells, Nick	6-7	200	FR	Guard	Riverdale, GA (George Walton)
12	Scottie, Lavelle	6-6	205	FR	Forward	Fort Worth, TX (Arlington Heights)
13	Brown, LeSean	6-2	185	FR	Guard	San Antonio, TX (TMI Episcopal)
15	Van, Jacob	6-2	185	JR	Guard	Mansfield, TX (Mansfield Lake Ridge)
20	Lyons, Trevor	6-3	190	JR	Guard	Newport News, VA (USAFA Prep School)
22	Louder, Pervis	6-3	185	SO	Guard	Raleigh, NC (Village Christian Academy)
23	Betts, Kobi	6-3	190	FR	Guard	Pueblo, CO (Central)
25	Broekhuis, Kyle	6-7	210	SR	Forward	Colorado Springs, CO (USAFA Prep School)
30	DeWane, Jonathan	6-8	210	FR	Forward	Jacksonville, FL (Bolles)
31	Scheer, Garrett	6-6	200	FR	Forward	Las Vegas, NV (West Career Tech)
32	Manning, Ryan	6-6	200	JR	Forward	Sacramento, CA (USAFA Prep School)
33	Toohey, Frank	6-7	220	JR	Center	Elmhurst, IL (York Community)
35	Graham, Hayden	6-5	195	SR	Forward	Austin, TX (USAFA Prep School)
40	Leonard, Brendan	6-8	230	JR	Center	Olympia, WA (USAFA Prep School)
41	Culp, Keegan	6-5	200	FR	Forward	Carmel, IN (Carmel)
43	Swan, Ryan	6-6	227	FR	Forward	Aurora, CO (Overland)

Coaches

Dave Pilipovich - Head Coach

Kurt Kanaskie - Assistant Coach

Andrew Moore - Assistant Coach

Nate Zandt - Assistant Coach

Evan Washington - Assistant Coach

Dante Jackson - Assistant Coach

Tyler Jorns - Video Coordinator

Woody Graham - Trainer

Buck Blackwood - Strength

2016-17 Air Force's Season Stats

The Automated ScoreBook Air Force Combined Team Statistics (as of Feb 04, 2017) All games

Overall record: 10-13 Conf: 3-6 Home: 10-4 Away: 0-7 Neutral: 0-2

#	Player	gp-gs	min	avg	Total		3-Point		F-Throw		Rebounds				pf	dq	a	to	blk	stl	pts	avg
					fg-fga	fg%	3fg-fga	3fg%	ft-fa	ft%	off	def	tot	avg								
33	TOOHEY, Frank	23-23	585	25.4	92-172	.535	17-42	.405	73-96	.760	45	59	104	4.5	81	5	35	45	8	8	274	11.9
35	GRAHAM, Hayden	22-22	622	28.3	95-215	.442	24-71	.338	47-67	.701	30	93	123	5.6	59	3	42	30	12	14	261	11.9
15	VAN, Jacob	23-23	687	29.9	85-191	.445	27-66	.409	67-82	.817	7	63	70	3.0	24	0	64	36	1	13	264	11.5
05	KOCUR, Zach	23-23	585	25.4	82-168	.488	48-111	.432	27-41	.659	23	81	104	4.5	58	2	49	34	0	19	239	10.4
20	LYONS, Trevor	23-15	624	27.1	65-154	.422	18-49	.367	53-72	.736	15	70	85	3.7	39	3	59	33	1	33	201	8.7
32	MANNING, Ryan	21-0	311	14.8	59-125	.472	28-73	.384	14-20	.700	18	33	51	2.4	17	0	11	11	1	8	160	7.6
01	NORMAN, Dane	17-1	204	12.0	24-51	.471	9-16	.563	15-18	.833	23	28	51	3.0	34	1	9	13	2	3	72	4.2
40	LEONARD, Brendan	2-0	10	5.0	3-6	.500	2-4	.500	0-0	.000	2	1	3	1.5	1	0	1	0	0	0	8	4.0
12	SCOTTIE, Lavelle	23-0	278	12.1	28-79	.354	2-11	.182	29-41	.707	18	50	68	3.0	30	0	17	20	7	7	87	3.8
02	SIPLES, CJ	23-8	402	17.5	27-82	.329	11-35	.314	21-39	.538	7	46	53	2.3	41	0	40	21	6	20	86	3.7
00	MORRIS, Caleb	7-0	51	7.3	5-17	.294	1-6	.167	10-11	.909	2	7	9	1.3	5	0	3	5	0	1	21	3.0
22	LOUDER, Pervis	14-0	84	6.0	10-28	.357	3-10	.300	13-22	.591	4	11	15	1.1	11	0	8	9	0	2	36	2.6
03	TOMES, Sid	9-0	63	7.0	6-16	.375	4-9	.444	5-6	.833	0	8	8	0.9	4	0	8	1	0	3	21	2.3
30	DEWANE, Jonathan	6-0	15	2.5	2-5	.400	1-1	1.000	4-6	.667	0	4	4	0.7	3	0	1	0	0	1	9	1.5
13	BROWN, LaSean	8-0	36	4.5	3-7	.429	1-2	.500	2-4	.500	1	5	6	0.8	2	0	3	0	0	1	9	1.1
25	BROEKHUIS, Kyle	12-0	91	7.6	3-17	.176	0-4	.000	2-2	1.000	5	12	17	1.4	10	0	4	7	3	1	8	0.7
04	HUMMER, Danny	1-0	2	2.0	0-0	.000	0-0	.000	0-0	.000	0	0	0	0.0	0	0	0	0	0	0	0	0.0
41	CULP, Keegan	1-0	2	2.0	0-0	.000	0-0	.000	0-0	.000	1	1	2	2.0	0	0	0	0	0	0	0	0.0
Team											40	35	75	7								
Total.....		23	4652		589-1333	.442	196-510	.384	382-527	.725	241	607	848	36.9	419	14	354	272	41	134	1756	76.3
Opponents.....		23	4646		605-1327	.456	220-617	.357	291-424	.686	192	586	778	33.8	503	-	350	286	86	132	1721	74.8

TEAM STATISTICS	AF	OPP	Date	Opponent	Score	Att.
SCORING	1756	1721	11/11/16	MCPHERSON	w 88-71	750
Points per game	76.3	74.8	11/14/16	JACKSONVILLE	w 86-68	870
Scoring margin	+1.5	-	11/15/67	JOHNSON AND WALES	w 105-62	782
FIELD GOALS-ATT	589-1333	605-1327	11/20/16	FLORIDA A&M	w 87-62	836
Field goal pct	.442	.456	11/22/16	STETSON	w 85-72	1523
3 POINT FG-ATT	196-510	220-617	11/25/16	vs Akron	L 75-84	2263
3-point FG pct	.384	.357	11/26/16	vs East Carolina	L 63-70	0
3-pt FG made per game	8.5	9.6	11/30/16	at New Mexico State	L 70-78	4382
FREE THROWS-ATT	382-527	291-424	12/3/16	MISSOURI STATE	w 83-70	1986
Free throw pct	.725	.686	12/7/16	at ARMY	L 71-79	810
F-Throws made per game	16.6	12.7	12/10/16	DENVER	L 65-77	1852
REBOUNDS	848	778	12/19/16	COLORADO	L 68-75	3530
Rebounds per game	36.9	33.8	12/22/16	UC DAVIS	w 77-67	1021
Rebounding margin	+3.0	-	* 12/28/16	at Wyoming Cowboys	L 72-84	5021
ASSISTS	354	350	* 12/31/16	USU	w 78-73	1143
Assists per game	15.4	15.2	* 1/7/17	at Colorado State	L 58-85	3243
TURNOVERS	272	286	* 1/11/17	FRESNO STATE	w 81-72	1232
Turnovers per game	11.8	12.4	* 1/14/17	SAN JOSE STATE	L 85-89	2417
Turnover margin	+0.6	-	* 01/18/17	at Nevada	L 76-83	8462
Assist/turnover ratio	1.3	1.2	* 01/21/17	at UNLV	Lo2 85-87	9917
STEALS	134	132	* 1/24/17	SAN DIEGO STATE	w 60-57	1705
Steals per game	5.8	5.7	* 02/01/17	at Fresno State	L 64-73	6145
BLOCKS	41	86	2/4/17	WYOMING COWBOYS	L 74-83	3852
Blocks per game	1.8	3.7				
ATTENDANCE	23499	40243				
Home games-Avg/Game	14-1678	7-5426				
Neutral site-Avg/Game	-	2-1132				

* - Conference game

Score by Periods	1st	2nd	OT	OT2	Totals
Air Force	781	948	12	15	1756
Opponents	771	921	12	17	1721

2016-17 Air Force's Conference Stats

The Automated ScoreBook Air Force Combined Team Statistics (as of Feb 04, 2017) Conference games

RECORD:	OVERALL	HOME	AWAY	NEUTRAL
ALL GAMES	3-7	3-2	0-5	0-0
CONFERENCE	3-7	3-2	0-5	0-0
NON-CONFERENCE	0-0	0-0	0-0	0-0

#	Player	gp-gs	min	avg	Total		3-Point		F-Throw		Rebounds								a	to	blk	stl	pts	avg
					fg-fga	fg%	3fg-fga	3fg%	ft-fa	ft%	off	def	tot	avg	pf	dq								
33	TOOHEY, Frank	10-10	267	26.7	43-80	.538	8-19	.421	34-45	.756	26	26	52	5.2	33	3	18	21	3	5	128	12.8		
35	GRAHAM, Hayden	9-9	269	29.9	38-89	.427	12-29	.414	13-23	.565	14	37	51	5.7	25	1	21	10	5	4	101	11.2		
15	VAN, Jacob	10-10	305	30.5	37-93	.398	6-25	.240	31-40	.775	3	26	29	2.9	12	0	22	20	1	6	111	11.1		
20	LYONS, Trevor	10-7	290	29.0	32-67	.478	8-21	.381	29-40	.725	5	28	33	3.3	21	2	26	16	0	16	101	10.1		
05	KOCUR, Zach	10-10	267	26.7	31-76	.408	18-53	.340	9-15	.600	13	33	46	4.6	25	1	19	16	0	10	89	8.9		
32	MANNING, Ryan	10-0	153	15.3	28-65	.431	11-35	.314	5-9	.556	10	12	22	2.2	11	0	6	6	0	8	72	7.2		
22	LOUDER, Pervis	5-0	29	5.8	6-15	.400	2-4	.500	7-9	.778	3	3	6	1.2	3	0	4	1	0	1	21	4.2		
01	NORMAN, Dane	10-1	135	13.5	13-32	.406	6-12	.500	6-8	.750	13	19	32	3.2	26	1	6	12	1	2	38	3.8		
00	MORRIS, Caleb	2-0	18	9.0	1-6	.167	1-4	.250	4-4	1.000	0	1	1	0.5	1	0	3	2	0	1	7	3.5		
12	SCOTTIE, Lavelle	10-0	120	12.0	11-34	.324	1-6	.167	9-14	.643	7	21	28	2.8	10	0	6	7	5	3	32	3.2		
02	SIPLES, CJ	10-3	145	14.5	8-32	.250	3-15	.200	3-6	.500	2	23	25	2.5	14	0	15	11	1	10	22	2.2		
30	DEWANE, Jonathan	2-0	8	4.0	1-2	.500	1-1	1.000	1-2	.500	0	3	3	1.5	1	0	0	0	0	1	4	2.0		
03	TOMES, Sid	3-0	19	6.3	1-4	.250	1-3	.333	2-2	1.000	0	3	3	1.0	2	0	2	0	0	0	5	1.7		
13	BROWN, LaSean	3-0	8	2.7	1-1	1.000	0-0	.000	0-0	.000	0	1	1	0.3	0	0	0	0	0	0	2	0.7		
25	BROEKHUIS, Kyle	2-0	17	8.5	0-2	.000	0-0	.000	0-0	.000	0	3	3	1.5	1	0	0	1	1	0	0	0.0		
Team											22	15	37				2							
Total.....		10	2050		251-598	.420	78-227	.344	153-217	.705	118	254	372	37.2	185	8	148	125	17	67	733	73.3		
Opponents.....		10	2050		269-582	.462	110-288	.382	138-190	.726	87	262	349	34.9	205	-	187	125	43	70	786	78.6		

TEAM STATISTICS	AF	OPP	Date	Opponent	Score	Att.
SCORING	733	786	* 12/28/16	at Wyoming Cowboys	L 72-84	5021
Points per game	73.3	78.6	* 12/31/16	USU	W 78-73	1143
Scoring margin	-5.3	-	* 1/7/17	at Colorado State	L 58-85	3243
FIELD GOALS-ATT	251-598	269-582	* 1/11/17	FRESNO STATE	W 81-72	1232
Field goal pct	.420	.462	* 1/14/17	SAN JOSE STATE	L 85-89	2417
3 POINT FG-ATT	78-227	110-288	* 01/18/17	at Nevada	L 76-83	8462
3-point FG pct	.344	.382	* 01/21/17	at UNLV	Lo2 85-87	9917
3-pt FG made per game	7.8	11.0	* 1/24/17	SAN DIEGO STATE	W 60-57	1705
FREE THROWS-ATT	153-217	138-190	* 02/01/17	at Fresno State	L 64-73	6145
Free throw pct	.705	.726	* 2/4/17	WYOMING COWBOYS	L 74-83	3852
F-Throws made per game	15.3	13.8	* - Conference game			
REBOUNDS	372	349				
Rebounds per game	37.2	34.9				
Rebounding margin	+2.3	-				
ASSISTS	148	187				
Assists per game	14.8	18.7				
TURNOVERS	125	125				
Turnovers per game	12.5	12.5				
Turnover margin	+0.0	-				
Assist/turnover ratio	1.2	1.5				
STEALS	67	70				
Steals per game	6.7	7.0				
BLOCKS	17	43				
Blocks per game	1.7	4.3				
ATTENDANCE	10349	32788				
Home games-Avg/Game	5-2070	5-6558				
Neutral site-Avg/Game	-	0-0				

Score by Periods	1st	2nd	OT	OT2	Totals
Air Force	317	389	12	15	733
Opponents	376	381	12	17	786

Air Force's Last Time Out

Official Basketball Box Score -- Game Totals -- Final Statistics

Wyoming Cowboys vs Air Force

2/4/17 2:05 PM MT at Clune Arena, USAF Academy, Colo

Wyoming Cowboys 83 • 15-9, 5-6

#	Player		Total	3-Ptr	FT-FTA	Rebounds			PF	TP	A	TO	Blk	Stl	Min
			FG-FGA	FG-FGA		Off	Def	Tot							
05	Herndon, Alan	f	7-11	2-3	0-0	1	4	5	4	16	0	0	4	1	32
33	NAUGHTON, Jordan	f	1-4	0-0	0-0	1	1	2	3	2	1	0	3	1	15
03	AKA GORSKI,Alexander	g	1-1	1-1	0-0	0	0	0	0	3	0	0	0	0	1
11	LIEBERMAN, Jeremy	g	5-8	4-7	0-2	0	5	5	3	14	3	2	0	1	34
23	MCMANAMEN, Jason	g	2-10	2-8	0-0	0	1	1	4	6	4	0	0	0	26
01	JAMES, Justin		7-12	2-3	10-11	0	4	4	2	26	7	4	1	0	37
02	MOEMEKA, Andrew		2-2	0-0	0-0	2	2	4	4	4	0	2	1	0	6
10	KELLEY, Cody		0-1	0-1	0-0	0	1	1	1	0	1	1	0	0	5
20	DALTON, Hayden		3-7	1-2	0-1	3	8	11	2	7	3	5	0	0	25
24	ADAMS, Louis		0-1	0-1	2-2	0	2	2	1	2	2	1	0	1	13
25	MARSHALL, Morris		1-1	1-1	0-0	0	1	1	1	3	0	1	0	1	6
Team						2	1	3							
Totals			29-58	13-27	12-16	9	30	39	25	83	21	16	9	5	200

FG % 1st Half: 18-29 62.1% 2nd half: 11-29 37.9% Game: 29-58 50.0%

3FG % 1st Half: 8-13 61.5% 2nd half: 5-14 35.7% Game: 13-27 48.1%

FT % 1st Half: 3-5 60.0% 2nd half: 9-11 81.8% Game: 12-16 75.0%

Deadball
Rebounds
2

Air Force 74 • 10-13, 3-7

#	Player		Total	3-Ptr	FT-FTA	Rebounds			PF	TP	A	TO	Blk	Stl	Min
			FG-FGA	FG-FGA		Off	Def	Tot							
35	GRAHAM, Hayden	f	2-5	0-2	2-4	0	5	5	1	6	2	1	0	1	25
33	TOOHEY, Frank	c	6-13	2-4	9-12	5	1	6	3	23	2	2	0	0	30
05	KOCUR, Zach	g	3-6	2-3	0-0	1	3	4	2	8	1	1	0	1	27
15	VAN, Jacob	g	3-9	0-1	0-0	0	0	0	2	6	2	0	0	0	23
20	LYONS, Trevor	g	1-4	1-1	0-0	0	2	2	1	3	0	1	0	1	19
01	NORMAN, Dane		1-4	0-1	0-0	1	2	3	4	2	2	2	1	1	16
02	SIPLES, CJ		1-4	0-0	1-2	1	5	6	1	3	2	0	0	1	17
12	SCOTTIE, Lavelle		1-4	0-1	1-1	0	0	0	1	3	0	0	0	0	10
13	BROWN, LaSean		0-0	0-0	0-0	0	0	0	0	0	0	0	0	0	1
22	LOUDER, Pervis		3-10	2-4	5-7	3	3	6	3	13	1	1	0	0	14
32	MANNING, Ryan		3-8	1-4	0-0	1	1	2	1	7	2	0	0	2	18
Team						3	0	3							
Totals			24-67	8-21	18-26	15	22	37	19	74	14	8	1	7	200

FG % 1st Half: 13-32 40.6% 2nd half: 11-35 31.4% Game: 24-67 35.8%

3FG % 1st Half: 5-11 45.5% 2nd half: 3-10 30.0% Game: 8-21 38.1%

FT % 1st Half: 5-9 55.6% 2nd half: 13-17 76.5% Game: 18-26 69.2%

Deadball
Rebounds
6

Officials: Tommy Nunez, Winston Stith, Rob Kruger

Technical fouls: Wyoming Cowboys-None. Air Force-None.

Attendance: 3852

Score by periods	1st	2nd	Total
Wyoming Cowboys	47	36	83
Air Force	36	38	74

By The Numbers

SINGLE GAME HIGHS (2016-17 SEASON)

New Mexico

Points: 33 - Elijah Brown vs. Wyoming (1-21-17)
FG Made: 13 - Tim Williams vs. Utah State (1-4-17)
FG Att: 25 - Elijah Brown vs. Wyoming (1-21-17)
FG %*: .909 - Tim Williams vs. Houston Baptist (11-14-16)
3FG Made: 5 - Elijah Brown at UNLV (2-1-17)
3FG Att: 11 - Elijah Brown (2x)
FT Made: 14 - Elijah Brown vs. Fresno State (12-28-16)
FT Att: 14 - Elijah Brown vs. Fresno State (12-28-16)
FT %*: 100% - 24 Times
Rebounds: 11 - Tim Williams (4X)/ Joe Furstinger/Obij Aget
Assists: 8 - Two players
Steals: 4 - Two players
Blocks: 7 - Obij Aget vs. UNLV (1-10-17)

*Minimum eight attempts

Opponents

Points: 45 - Jordan Caroline, Nevada (1-7-17)
FG Made: 17 - Jordan Caroline, Nevada (1-7-17)
FG Att: 29 - Jordan Caroline, Nevada (1-7-17)
FG %*: .889 - Deon Barrett, UTEP (12-7-16)
3FG Made: 7 - Deon Barrett, UTEP (12-7-16)
3FG Att: 12 - Two Players
FT Made: 12 - Koby McEwen, Utah State (1-4-17)
FT Att: 16 - Koby McEwen, Utah State (1-4-17)
FT %*: 1.000 - Seven Players
Rebounds: 14 - Eli Chuha, NMSU (12-10-16)
Assists: 12 - Dominic Artis, UTEP (12-7-16)
Steals: 6 - Ethan Telfair, ISU (11-11-16)
Blocks: 5 - Cameron Oliver, Nevada (1-7-17)

*Minimum eight attempts

NEW MEXICO'S RECORD WHEN...

	All Games	MW
Leading at the half:	9-4	0-0
Trailing at the half:	3-5	0-0
Tied at the half:	2-1	0-0
Outrebounding opponent:	10-2	0-0
Outrebounded by opponent:	3-7	0-0
Commit more turnovers than opponent:	4-7	0-0
Commit less turnovers than opponent:	7-2	0-0
Commit more than 10 turnovers:	11-9	0-0
Commit less than 10 turnovers:	2-1	0-0
When shooting 50.0% or higher:	6-1	0-0
When shooting less than 50.0%:	8-9	0-0
Overtime games:	0-1	0-0
More bench points than opponent:	11-6	0-0
Inside The Pit:	9-3	0-0
On the Road:	4-5	0-0
At a neutral site:	1-2	0-0
Against ranked teams:	0-1	0-0
In cherry jerseys:	3-5	0-0
In silver jerseys:	0-1	0-0
In white jerseys:	9-3	0-0
In anthracite jerseys:	0-1	0-0
In turquoise jerseys:	2-0	0-0
In November:	5-2	0-0
In December:	3-3	0-0
In January:	5-4	0-0
In February:	1-1	0-0
In March:	0-0	0-0
When UNM scores less than 50 points:	0-1	0-0
When UNM scores 50-60 points:	0-1	0-0
When UNM scores 60-70 points:	2-3	0-0
When UNM scores 70-80 points:	5-4	0-0
When UNM scores 80+ points:	7-1	0-0

SCORING MARGIN BREAKDOWN

Total	1	2	3	4	5	6	7	8	9	10	11-15	16-20	21+
Win	1	0	1	0	1	1	1	0	1	0	4	2	1
Loss	1	0	0	1	2	0	1	0	0	0	2	1	1

Dunks: Logwood (9), Williams (11), Aget (24), Adams (7), Jefferson (3),
 Furstinger (6), MacDougall (2), Brown (3), Kuiper (3), Harris (3)
Charges: Adams (5), Hunter (2), Brown (1), Harris (1)

CHARTING THE NUMBERS

	Season	Career
Double-Digit Scoring Games		
Elijah Brown	22	53 (28-25)
Tim Williams	19	48 (27-21)
Obij Aget	3	20 (12-8)
Sam Logwood	6	16 (10-6)
Xavier Adams	5	5 (3-2)
Jalen Harris	3	3 (1-2)
Jordan Hunter	4	4 (2-2)
Dane Kuiper	5	6 (4-2)
Anthony Mathis	0	1 (1-0)
Damien Jefferson	4	4 (2-2)
Connor MacDougall	2	2 (2-0)
40-Point Games		
Elijah Brown		1 (0-1)
30-Point Games		
Tim Williams	2	2 (1-1)
Elijah Brown	1	6 (4-2)
20-Point Games		
Elijah Brown	9	27 (14-12)
Tim Williams	4	15 (10-5)
Sam Logwood	1	1 (1-0)
Scoring Leaders		
Elijah Brown	16	38 (21-17)
Tim Williams	10	17 (8-9)
Obij Aget	0	4 (1-3)
Sam Logwood	1	3 (3-0)
Dane Kuiper	1	1 (0-1)
10+ Rebound Games		
Tim Williams	4	10 (7-3)
Obij Aget	1	9 (5-4)
Elijah Brown	1	3 (1-2)
Joe Furstinger	1	1 (0-1)
Rebounding Leaders		
Tim Williams	13	32 (16-16)
Obij Aget	7	21 (11-9)
Elijah Brown	7	14 (10-4)
Sam Logwood	1	3 (3-0)
Tim Jacobs	0	2 (1-1)
Joe Furstinger	2	2 (0-3)
Damien Jefferson	1	1 (0-1)
Xavier Adams	1	1 (1-0)
Connor MacDougall	1	1 (1-0)
Jalen Harris	1	1 (0-1)
Double-Doubles		
Tim Williams	4	10 (7-3)
Obij Aget	1	9 (5-4)
Elijah Brown	1	3 (1-2)
Assist Leaders		
Elijah Brown	8	21 (11-10)
Sam Logwood	2	3 (3-5)
Dane Kuiper	1	3 (3-0)
Tim Williams	2	3 (3-0)
Joe Furstinger	1	2 (1-1)
Jordan Hunter	5	6 (4-2)
Aher Uguak	1	1 (1-0)
Xavier Adams	0	1 (1-0)
Jalen Harris	6	6 (1-5)
Anthony Mathis	1	1 (0-1)
Damien Jefferson	1	1 (1-0)

* () Team's record in those games

The Last Time It Happened

NEW MEXICO

As A Team:

Scored 100 Points:	104 - Nevada (1-7-17)
Scored 90-99 Points:	95 - Houston Baptist (11-14-16)
Scored 80-89 Points:	80 - at UNLV (2-1-17)
Scored Less Than 50 Points:	46 - at Arizo na (12-20-16)
Scored Less Than 40 Points:	34 - at #25 San Diego State (1-26-13)
Won By 40 Points:	W, 83-43 - UAPB (12-17-16)
Won By 30 Points:	W, 88-52 - Alabama A&M (11-17-13)
Won By 20 Points:	W, 85-55 - Air Force (1-27-16)
Lost By 20-29 Points:	L, 92-72 - Virginia Tech (11-24-16)
Lost By 30 Points:	L, 77-46 - at Arizona (12-20-16)
Shot 65% Or Better:	69.2% (27-39) - at Air Force (1-15-05)
Shot 60% Or Better:	64.9% (37-57) - CSUN (11-25-16)
Shot Less Than 35%:	33.8% (24-71) - at San Diego State (2-6-16)
Shot Less Than 30%:	26.2% (17-65) - at Arizona (12-20-16)
Shot 60% 3FG Or Better:	66.7% (6-9) - at CSU (1-14-17)
Shot Less Than 30% 3FG:	21.7% (5-23) - at Nevada (1-28-17)
Made 10 Three-Pointers:	11 (of 37) - at Air Force (2-20-16)
Shot 100% on Free Throws:	100% (17-17) - vs. Utah State (1-24-17)
Shot 95% On Free Throws:	95.5% (21-22) - at Boise State (1-17-17)
Shot 85% On Free Throws:	87.9% (29-33) - vs. Fresno State (12-28-16)
Shot Less Than 50% On FTs:	45.5% (5-11) - at Air Force (3-9-13)
Had 50 Rebounds:	58 - vs. UAB (11-21-13)
Had 20 Offensive Rebounds:	23 - at USC (11-21-15)
Had 20 Assists:	22 - Rice (12-19-15)
Had 20 Turnovers:	22 - UAPB (12-17-16)
Had Less Than 10 Turnovers:	7 - vs. Wyoming (1-21-17)
Had 10 Steals:	10 - vs. Fresno State (12-28-16)
Had 10 Blocks:	12 - vs. UMass (11-22-13)
Had Two or More 20-Point Scorers:	vs. Nevada (1-7-17)

	Elijah Brown (26) & Tim Williams (26)
Had 6 Double-Digit Scorers:	North Dakota (1-7-12)
Had 5 Double-Digit Scorers:	Wyoming (1-16-16)
Had No Double-Digit Scorers:	at San Diego State (1-6-15)
Had Two 10+ Rebounders:	vs. Wyoming (1-21-15)

	Tim Williams (11) & Elijah Brown (10)
Scored 50 Points In 1st Half:	54 - CSUN (11-25-16)
Scored 50 Points In 2nd Half:	50 - vs. Nevada (1-7-17)
Scored 20 Or Fewer Points In 1st Half:	16 - at Arizona (12-20-16)
Scored 20 Or Fewer Points In 2nd Half:	15 - at #25 San Diego State (1-26-13)
Failed To Make a 3FG:	(0-10) - vs. Washington State (12-25-15)
Defeated a Ranked Team:	W, 66-53 vs. #24/#24 Colorado State (1-3-15)
Lost To a Ranked Team:	L, 77-46 - at No. 18/18 Arizona (12-20-16)
Won an OT Game:	W, 52-49 vs. Wyoming (3-7-15)
Lost an OT Game:	L, 105-104 vs. Nevada (1-7-17)
Won a 2OT Game:	W, 97-94 vs. UAB (11-21-13)
Lost a 2OT Game:	L, 73-76 at Dayton (1-1-10)
Won a 3OT Game:	W, 104-99, Fresno State (3-8-96)
Lost a 3OT Game:	Never

As An Individual:

Had a Triple-Double:	Luc Longley (17 pts, 14 rebs, 10 assts) vs. Penn State (3-28-90)
Had a Double-Double (Pts/Reb):	Objig Aget (15/11) at UNLV (2-1-17)
Had a Double-Double (Pts/Asst):	Kendall Williams (11 pts & 10 assts) at Nevada (3-2-14)
Scored 20+ Pts with 10+ Rebs:	Tim Williams (31 pts & 11 rebs) Houston Baptist (11-14-16)
Scored 30 Points:	Elijah Brown (30) vs. Wyoming (1-21-17)
Scored 30 Points (MW Only):	Elijah Brown vs. Wyoming (1-21-17)
Scored 20 Points:	Elijah Brown (21) - vs. SJSU (2-4-17)
Scored 20 Points (MW Only):	Elijah Brown (21) - vs. SJSU (2-4-17)
Had 20 Rebounds:	Drew Gordon (20) UNLV (2-18-12)
Had 15 Rebounds:	Tim Williams (15) at USC (11-21-15)
Had 10 Assists:	Kendall Williams (10) at Nevada (3-2-14)
Had 5 Steals:	Demetrius Walker (5) Montana (12-20-11)
Had 5 Blocks:	Objig Aget (7) - vs. UNLV (1-10-17)

VERSUS NEW MEXICO

As A Team:

Scored 100 Points:	105 - Nevada (1-7-17)
Scored 90 Points:	92 - Virginia Tech (11-24-16)
Scored 80-89 Points:	82 - at Nevada (1-28-17)
Scored Less Than 50 Points:	49 - Wyoming (3-7-15)
Scored Less Than 40 Points:	38 - Wyoming (2-11-12)
Shot 50% Or Better:	54.0% (27-50) - SJSU (2-4-17)
Shot Less Than 35%:	30.4% (17-56) - San Jose State (2-13-16)
Shot Less Than 30%:	26.3% (15-57) - UAPB (12-17-16)
Shot 50% 3FG Or Better:	50.0% (11-22) - NMSU (12-10-16)
Shot Less Than 20% 3FG:	14.8% (4-27) - at San Diego State (2-6-16)
Made 10 Three-Pointers:	11 (of 23) - at Nevada (1-28-17)
Shot 75% On Free Throws:	80.8% (21-26) - at Boise State (1-17-17)
Shot Less Than 50% On FT's:	43.8% (7-16) - Boise State (2-17-16)
Had 50 Rebounds:	51 - at Purdue (12-5-15)
Had 20 Offensive Rebounds:	21 - at Fresno State (1-2-16)
Had 20 Assists:	25 - Nevada (1-7-17)
Had 20 Turnovers:	22 - UAPB (12-17-16)
Had Less Than 10 Turnovers:	9 - UNLV (2-1-17)
Had 10 Steals:	10 - UNLV (2-1-17)
Had 10 Blocks:	11 - at USC (11-21-15)
Had 40-Point and 20 Point Scorers:	Nevada (1-7-17)

	Jordan Caroline (45) & Marcus Marshall (26)
Had 30-Point and 20-Point Scorers:	Fresno State (2-27-16)

	Marvelle Harris (32) & Julien Lewis (21)
Had Two or More 20-Point Scorers:	UNLV (2-1-17)

	Tyrell Green (25) & Jovan Mooring (23)
Had 6 Double-Digit Scorers:	TCU (2-25-12)

Had 5 Double-Digit Scorers:	at Boise State (1-17-17)
Had No Double-Digit Scorers:	ULM (12-13-14)

Had Two 10+ Rebounders:	NMSU (12-10-16)
	Eli Chuha (14) & Jemerrio Jones (10)

Scored 50+ Points In 1st Half:	50 - UTEP (12-3-06)
Scored 50+ Points In 2nd Half:	63 - Nevada (1-7-17)
Scored 20 Or Less Points In 1st Half:	18 - Utah State (1-9-16)
Scored 20 Or Less In 2nd Half	19 - New Mexico State (12-3-14)
Scored 15 Or Less Points In 1st Half:	11 - UAPB (12-17-16)
Failed To Make a 3FG:	(0-7) - New Mexico State (12-16-15)

As An Individual:

Had a Triple-Double:	Ethan Telfair (25 pts, 12 rebs, 10 assts) Idaho State (11-11-16)
----------------------	---

Had a Double-Double (Pts/Reb):	Hayden Dalton (17/13) Wyoming (1-21-17)
--------------------------------	--

Had a Double-Double (Pts/Asst):	Dominic Artis (13 pts & 12 Assists) UTEP (12-7-16)
---------------------------------	---

Had 20+ Points & 10+ Rebounds	Jordan Caroline (45 pts/13 reb) Nevada (1-7-17)
-------------------------------	--

Scored 30+ Points in Back-to-Back Games Vs. UNM:	Derrick Marks Boise State
	31 points (1-18-15) & 30 points (2-24-15)

Scored 40 Points:	Jordan Caroline (45) - Nevada (1-7-17)
Scored 40 Points (MW Only):	Jordan Caroline (45) - Nevada (1-7-17)
Scored 30 Points:	Marvelle Harris (32) - Fresno State (2-27-16)
Scored 30 Points (MW Only):	Marvelle Harris (32) - Fresno State (2-27-16)
Scored 20 Points:	Ryan Welage (20) - SJSU (2-4-17)
Scored 20 Points (MW Only):	Ryan Welage (20) - SJSU (2-4-17)
Had 20 Rebounds:	Ryan Watkins (22) - Boise State (1-21-14)
Had 15 Rebounds:	Cameron Oliver (26 pts) - Nevada (3-10-16)
Had 10 Assists:	Dominic Artis (12) - UTEP (12-7-16)
Had 5 Steals:	Gian Clavell (5) - at CSU (1-14-17)
Had 5 Blocks:	Cameron Oliver (5) - Nevada (1-7-17)

Welcome to The Pit, A Mile High and Louder Than...



WHAT THEY ARE SAYING

"What a terrific atmosphere for college basketball. Great building... Great history... 18,000 screaming fans. It's big time college hoops, baby!"
- Dick Vitale, ESPN

"I consider the game we played in Albuquerque in 1978 one of the most exciting of my career. The Pit is the toughest place to play because of their tremendous atmosphere."

-Jim Boeheim, Syracuse head coach

"When you go into a place like The Pit, there will be challenge different from a regular road game. The crowd can dictate the tempo and momentum. The Pit crowd forces you to be patient."

-Lute Olsen, former Arizona head coach

"A mile high but 37 feet underground, the Pit in Albuquerque has been the site of many mind-blowing college basketball games, including North Carolina State's upset of Houston in '83 and just about any New Mexico home game. The noise created by fans, which has been measured at 125 decibels -- the pain threshold for the human ear is 130 -- is a palpable force."

-Sports Illustrated

- Voted one of "The Top Five Loudest, Most Intimidating Places to Play" by NCAA.com
- Ranked in the top 20 sporting venues of the 20th century by Sports Illustrated
- USA Today ranked The Pit in its "Ten Great Places to Get Pumped for NCAA Action"
- According to Fox Sports, it's one of the top ten "old school" college basketball arenas in the country







THE GREATEST GAME EVER PLAYED

WisePies Arena - The Pit was the site of one of the greatest college basketball games ever played. It hosted the 1983 national championship game that saw the NC State Wolfpack upset Hakeem Olajuwon, Clyde Drexler and the Houston Cougars. Coach Jimmy Valvano and the Wolfpack downed the Cougars on a last second put back by Lorenzo Charles. The iconic shot of the late Valvano running onto the court looking for a hug is one of the lasting images in college basketball history.

ABOUT THE PIT

- Built in 1966 (\$1.4 million)
- Capacity of 15,411 (previously 18,018)
- \$60 million renovation was completed in 2010
- New floor installed before the 2013-14 season
- Seating includes 40 suites and a club area
- Officially named WisePies Arena on Dec. 1, 2014 after \$5 million gift for naming rights by local New Mexico business. It is still referred to as The Pit, its officially-recognized nickname.
- Less than 30 of 345 NCAA Division I basketball programs play in a college-only arena named after a business or organization founded or headquartered in its home state.
- The Lobos have averaged an astounding 15,410 fans in 49 out of 50 years, an amazing 95% of capacity
- Has ranked in the top 25 in attendance nationally every season since the 1966-67 season with 35 seasons in the top ten in the NCAA in attendance
- Led the Mountain West in attendance in 11 of the conference's 16 years of existence
- New Mexico's all-time winning percentage in WisePies Arena - The Pit is over 81 percent.
- The floor is named Bob King Court in honor of the former head coach who led the Lobos from 1963 to 1972.

The 2016-17 Lobo Men's Basketball Program



The 2016-17 Lobos



Aher Uguak
6'7" - 206 lbs. - Freshman - Guard/Forward
Edmonton, Canada (Harry Ainlay HS)

NOTEWORTHY :

- Graduated and played at Harry Ainlay HS
- Two-time Provincial Champion
- Rated as one of the best high school players in Western Canada
- Played for Drive Elite's summer team
- Named 2015 Alberta NPH Showcase Camp MVP

GAME-BY-GAME STATISTICS

Opponent	Date	GS	Min	FG-A	3FG-A	FT-A	O-D-TR	PF	A	TO	B	S	PTS
Idaho State	11-11-16	7	0-1	0-0	0-0	1-0-1	0	0	1	0	0	0	0
Houston Baptist	11-14-16	14	2-3	1-1	0-0	0-1-1	2	1	0	0	2	5	0
New Mexico State	11-18-16	3	0-1	0-0	0-0	1-0-1	0	0	0	0	0	0	0
vs. Virginia Tech	11-24-16	11	0-1	0-0	2-2	0-0-0	0	0	0	0	0	2	0
vs. CSUN	11-25-16	9	1-1	0-0	0-2	0-0-0	0	0	0	0	2	2	0
vs. Dayton	11-27-16	2	0-0	0-0	0-0	0-0-0	1	0	0	0	0	0	0
Abilene Christian	11-30-16	10	0-1	0-1	0-0	0-0-0	0	1	0	0	0	0	0
at Illinois State	12-03-16					DNP							
UTEP	12-07-16					DNP							
at New Mexico S.	12-10-16					DNP							
Arkansas-Pine Bluff	12-17-16*	17	0-2	0-1	5-6	1-2-3	0	2	5	0	1	3	0
at Arizona	12-20-16*	10	0-2	0-2	0-0	1-0-1	0	0	0	0	0	0	0
Fresno State*	12-28-16					DNP							
at San Diego State*	01-01-17					DNP							
at Utah State*	01-04-17					DNP							
Nevada*	01-07-17	2	0-1	0-1	0-0	0-0-0	0	0	0	1	0	0	0
UNLV*	01-10-17					DNP							
at Colorado State*	01-14-17	5	0-0	0-0	0-2	1-1-2	0	1	0	0	0	0	0
at Boise State*	01-17-17					DNP							
Wyoming*	01-21-17					DNP							
Utah State*	01-24-17					DNP							
at Nevada*	01-28-17	8	1-3	0-2	0-0	1-0-1	1	0	1	0	0	2	0
at UNLV*	02-01-17	10	0-1	0-0	0-0	2-0-2	3	0	2	0	0	0	0
San Jose State*	02-04-17	16	1-1	0-0	0-0	1-1-2	3	1	1	0	0	2	0
at Air Force*	02-08-17												
Boise State*	02-14-17												
at Fresno State*	02-18-17												
Colorado State*	02-21-17												
at Wyoming*	02-25-17												
San Diego State*	03-04-17												

SEASON HIGHS

Points: 5 vs. Houston Baptist (11-14-16)
FG: 2 vs. Houston Baptist (11-14-16)
FGA: 3 (2x) Last time at Nevada (1-28-17)
3FG: 1 vs. Houston Baptist (11-14-16)
3FGA: 2 (2x) Last time at Nevada (1-28-17)
FT: 5 vs. UAPB (12-17-16)
FTA: 5 vs. UAPB (12-17-16)
Rebounds: 3 vs. UAPB (12-17-16)
Assists: 2 vs. UAPB (12-17-16)
Blocks: 1 vs. Nevada (1-7-17)
Steals: 2 (2x) Last Time vs. CSUN (11-25-16)
Minutes Played: 17 vs. UAPB (12-17-16)

CAREER HIGHS

Points: 5 vs. Houston Baptist (11-14-16)
FG: 2 vs. Houston Baptist (11-14-16)
FGA: 3 (2x) Last time at Nevada (1-28-17)
3FG: 1 vs. Houston Baptist (11-14-16)
3FGA: 2 (2x) Last time vs. Nevada (1-28-17)
FT: 5 vs. UAPB (12-17-16)
FTA: 5 vs. UAPB (12-17-16)
Rebounds: 3 vs. UAPB (12-17-16)
Assists: 2 vs. UAPB (12-17-16)
Blocks: 1 vs. Nevada (1-7-17)
Steals: 2 (2x) Last Time vs. CSUN (11-25-16)
Minutes Played: 17 vs. UAPB (12-17-16)

MISCELLANEOUS STATISTICS

	SEASON	CAREER
Led Team in Steals	1	1

CAREER STATISTICS

			Total		3-Point		F-Throws		Rebounds											Scoring	
Season	gp-gs	min/avg	fg-fga	pct	fg-fga	pct	ft-fa	pct	off	def	tot	avg	pf	fo	ast	to	blk	stl	pts	avg	
2016-17	14-2	124/8.9	5-18	.278	1-8	.125	7-12	.583	9	5	14	1.0	11	0	6	10	1	5	18	1.3	
TOTAL	14-2	124/8.9	5-18	.278	1-8	.125	7-12	.583	9	5	14	1.0	11	0	6	10	1	5	18	1.3	

The 2016-17 Lobos



Jordan Hunter
5'11" - 180 lbs. - Sophomore - Guard
Beaumont, Texas (Ozen HS)

NOTEWORTHY :

- Led Lobos in assists with eight and steals with two in season opener
- Scored career-high 11 points in win over Boise State (1-17-17)
- Went a career-high 6-for-6 from FT line against Boise State (1-17-17)
- District Co-MVP as a senior in high school
- Reached the championship game of the 2015 Texas 5A state tournament

GAME-BY-GAME STATISTICS

Opponent	Date	GS	Min	FG-A	3FG-A	FT-A	O-D-TR	PF	A	TO	B	S	PTS
Idaho State	11-11-16 *	34	1-6	0-3	4-6	1-5-6	3 8 2	0 2 6					
Houston Baptist	11-14-16 *	17	2-3	1-2	4-4	1-4-5	2 2 1	0 1 9					
New Mexico State	11-18-16 *	25	1-2	0-1	0-0	1-2-3	2 2 2	0 0 2					
vs. Virginia Tech	11-24-16 *	24	4-7	2-4	0-0	1-1-2	2 4 2	0 1 10					
vs. CSUN	11-25-16 *	30	2-5	1-1	4-4	0-1-1	2 4 1	0 2 9					
vs. Dayton	11-27-16 *	27	2-7	2-4	0-0	0-3-3	2 1 3	0 0 6					
Abilene Christian	11-30-16 *	22	0-2	0-0	0-0	0-2-2	1 1 1	0 0 0					
at Illinois State	12-03-16 *	27	2-8	0-2	2-2	0-2-2	5 7 2	0 1 6					
UTEP	12-07-16 *	33	4-6	2-3	0-0	0-4-4	2 6 3	0 0 10					
at New Mexico S.	12-10-16 *	12	1-3	0-1	0-0	1-1-2	1 0 0	0 0 2					
Arkansas-Pine Bluff	12-17-16	13	2-2	2-2	2-2	0-2-2	1 0 2	0 0 2					
at Arizona	12-20-16	12	0-1	0-0	1-2	0-0-0	2 0 2	0 0 1					
Fresno State*	12-28-16	15	2-3	0-1	0-0	0-1-1	1 1 1	0 1 4					
at San Diego State*	01-01-17	11	0-0	0-0	0-0	0-0-0	1 2 1	0 0 0					
at Utah State*	01-04-17				DNP								
Nevada*	01-07-17				DNP								
UNLV*	01-10-17	2	0-1	0-0	0-0	0-0-0	1 0 0	0 0 0					
at Colorado State*	01-14-17	21	2-5	1-1	0-0	0-2-2	3 2 2	0 0 5					
at Boise State*	01-17-17	20	2-5	1-2	6-6	1-1-2	2 2 1	0 1 11					
Wyoming*	01-21-17	14	2-3	0-0	1-2	0-3-3	3 2 1	0 1 5					
Utah State*	01-24-17	21	1-5	0-3	4-4	0-1-1	1 5 0	0 2 6					
at Nevada*	01-28-17	21	1-4	1-4	2-2	0-1-1	0 2 3	0 0 5					
at UNLV*	02-01-17	14	2-3	1-1	3-4	0-1-1	4 1 2	0 0 8					
San Jose State*	02-04-17	15	3-5	1-2	0-0	1-2-3	2 2 1	0 0 7					
at Air Force*	02-08-17												
Boise State*	02-14-17												
at Fresno State*	02-18-17												
Colorado State*	02-21-17												
at Wyoming*	02-25-17												
San Diego State*	03-04-17												

SEASON HIGHS

Points: 11 vs. Boise State (1-17-17)
FG: 4 (2x) Last time vs. UTEP (12-7-16)
FGA: 8 vs. Illinois State (12-3-16)
3FG: 2 (4x) Last time vs. UAPB (12-17-16)
3FGA: 4 (3x) Last time at Nevada (1-28-17)
FT: 6 vs. Boise State (1-17-17)
FTA: 6 (2x) Last time vs. Boise State (1-17-17)
Rebounds: 6 vs. Idaho State (11-11-16)
Assists: 8 vs. Idaho State (11-11-16)
Blocks: N/A
Steals: 2 (3x) Last time vs. Utah State (1-12-17)
Minutes Played: 34 vs. Idaho State (11-11-16)

CAREER HIGHS

Points: 11 vs. Boise State (1-17-17)
FG: 4 (2x) Last time vs. UTEP (12-7-16)
FGA: 8 vs. Illinois State (12-3-16)
3FG: 2 (6x) Last time vs. UAPB (12-17-16)
3FGA: 4 (3x) Last time at Nevada (1-28-17)
FT: 6 vs. Boise State (1-17-17)
FTA: 6 (2x) Last time vs. Boise State (1-17-17)
Rebounds: 6 vs. Idaho State (11-11-16)
Assists: 8 vs. Idaho State (11-11-16)
Blocks: 1 vs. Northern Iowa (12-12-15)
Steals: 3 vs. Utah State (1-9-16)
Minutes Played: 34 vs. Idaho State (11-11-16)

MISCELLANEOUS STATISTICS

	SEASON	CAREER
Double-Digit Scoring	3	4
Led Team in Blocks		1
Led Team in Assists	5	6
Led Team in Steals	3	3

CAREER STATISTICS

Season	gp-gs	min/avg	Total fg-fga pct	3-Point fg-fga pct	F-Throws ft-fa pct	Rebounds off def tot avg	pf fo ast to blk stl	Scoring pts avg
2015-16	28-1	253/9.0	23-53 .434	10-24 .417	7-10 .700	3 23 26 0.9	22 0 31 26 1 14	63 2.3
2016-17	22-10	430/19.5	36-86 .419	15-37 .405	33-38 .868	7 39 46 2.1	44 1 54 33 0 14	120 5.5
TOTAL	50-11	683/13.7	59-139 .424	25-61 .410	40-48 .833	10 62 72 1.4	66 1 85 59 1 28	183 3.7

The 2016-17 Lobos

4



Elijah Brown
6'4" - 200 lbs. - RS-Junior - Guard
Orange County, Calif. (Butler)

NOTEWORTHY :

- Named MW Preseason Player of the Year
- 2017 Jerry West Award Watch List
- Has 1,150 career points at UNM, 34th Lobo to hit 1,000 point club
- 41 against Fresno State last season is most in WisePies Arena since 2003 for UNM
- 33 points against San Jose State last season is school record off the bench
- 15-for-15 FT shooting vs. Nevada last year was one short of school record
- Son of current NBA assistant coach Mike Brown (Warriors)

GAME-BY-GAME STATISTICS

Opponent	Date	GS	Min	FG-A	3FG-A	FT-A	O-D-TR	PF	A	TO	B	S	PTS
Idaho State	11-11-16	*	30	5-13	1-6	3-4	1-3-4	3	4	6	0	1	14
Houston Baptist	11-14-16	*	28	1-8	0-5	4-4	0-2-2	1	5	4	0	2	6
New Mexico State	11-18-16	*	34	6-17	1-7	6-8	0-8-8	1	2	2	0	1	19
vs. Virginia Tech	11-24-16	*	25	5-13	2-7	4-6	1-3-4	3	0	2	0	0	16
vs. CSUN	11-25-16	*	28	7-11	3-5	4-6	1-2-3	3	7	2	0	1	21
vs. Dayton	11-27-16	*	32	4-14	3-8	5-5	0-5-5	1	3	3	0	0	16
Abilene Christian	11-30-16	*	32	5-12	2-4	1-3	0-9-9	1	2	0	0	2	13
at Illinois State	12-03-16	*	30	6-17	3-11	6-6	0-5-5	2	4	4	0	3	21
UTEP	12-07-16	*	35	8-13	3-7	6-11	0-6-6	0	0	3	0	2	25
at New Mexico S.	12-10-16	*	30	5-14	1-9	7-9	0-2-2	3	3	3	0	2	18
Arkansas-Pine Bluff	12-17-16		16	1-4	1-3	4-4	0-2-2	0	3	2	0	1	7
at Arizona	12-20-16		25	5-13	1-4	6-9	0-1-1	2	2	2	0	1	17
Fresno State*	12-28-16		30	2-10	1-4	14-14	0-3-3	3	3	4	1	1	19
at San Diego State*	01-01-17	*	36	5-13	4-6	8-8	0-2-2	3	1	3	0	2	22
at Utah State*	01-04-17	*	15	4-8	3-5	6-8	2-1-3	4	0	2	0	1	17
Nevada*	01-07-17	*	35	7-15	3-6	9-12	0-4-4	3	2	2	0	3	26
UNLV*	01-10-17	*	37	4-13	0-5	5-5	1-5-6	4	3	2	0	1	13
at Colorado State*	01-14-17	*	30	6-12	4-6	9-11	0-9-9	4	7	4	1	1	25
at Boise State*	01-17-17	*	33	4-13	2-6	6-7	0-7-7	2	4	4	0	1	16
Wyoming*	01-21-17	*	37	12-25	3-11	6-7	1-9-10	2	3	1	1	1	33
Utah State*	01-24-17	*	34	8-13	2-5	6-6	1-7-8	2	3	5	0	1	24
at Nevada*	01-28-17	*	38	5-16	3-9	5-7	1-4-5	1	5	6	0	1	18
at UNLV*	02-01-17	*	38	8-17	5-9	8-8	0-7-7	0	2	3	0	1	29
San Jose State*	02-04-17	*	39	6-18	4-6	5-6	0-8-8	2	6	1	0	0	21
at Air Force*	02-08-17												
Boise State*	02-14-17												
at Fresno State*	02-18-17												
Colorado State*	02-21-17												
at Wyoming*	02-25-17												
San Diego State*	03-04-17												

SEASON HIGHS

Points: 33 vs. Wyoming (1-21-17)
FG: 12 vs. Wyoming (1-21-17)
FGA: 25 vs. Wyoming (1-21-17)
3FG: 5 at UNLV (2-1-17)
3FGA: 11 (2x) Last time vs. Wyoming (1-21-17)
FT: 14 vs. Fresno State (12-28-16)
FTA: 14 vs. Fresno State (12-28-16)
Rebounds: 10 vs. Wyoming (1-21-17)
Assists: 7 (2x) Last time vs. CSU (1-14-17)
Blocks: 1 (2x) Last time vs. Wyoming (1-21-17)
Steals: 3 (2x) Last time vs. Nevada (1-7-17)
Minutes Played: 38 (2x) Last time at UNLV (2-1-17)

CAREER HIGHS

Points: 41 vs. Fresno State (2-27-16)
FG: 12 vs. Wyoming (1-21-17)
FGA: 25 vs. Wyoming (1-21-17)
3FG: 7 at Air Force (2-20-16)
3FGA: 13 at Air Force (2-20-16)
FT: 15 vs. Nevada (12-30-15)
FTA: 15 vs. Nevada (12-30-15)
Rebounds: 11 vs. Fresno State (2-27-16)
Assists: 7 (2x) Last time vs. CSU (1-14-17)
Blocks: 1 (4x) Last time vs. Wyoming (1-21-17)
Steals: 3 (3x) Last time vs. Nevada (1-7-17)
Minutes Played: 43 at San Diego State (2-6-16)

MISCELLANEOUS STATISTICS

	SEASON	CAREER
30+ Scoring	1	6
20+ Scoring	9	27
10+ Rebounds	1	3
Double-Doubles	1	3
Double-Digit Scoring	22	53
Led Team in Scoring	16	38
Led Team in Assists	8	21
Led Team in Rebounds	7	14
Led Team in Steals	9	22
Led Team in Blocks	2	2

CAREER STATISTICS

Season	gp-gs	min/avg	Total fg-fga pct	3-Point fg-fga pct	F-Throws ft-fa pct	Rebounds off def tot avg	pf fo ast to blk stl	Scoring pts avg
2015-16	32-29	1078/33.7	194-453 .428	89-226 .394	217-255 .851	22 154 176 5.5	64 0 100 109 2 35	694 21.7
2016-17	24-21	747/31.1	129-322 .401	55-154 .357	143-174 .822	9 114 123 5.1	50 0 74 73 3 30	456 19.0
TOTAL	56-50	1825/32.6	323-775 .417	144-380 .379	360-429 .839	31 268 299 5.3	114 0 174 182 5 65	1150 20.5

The 2016-17 Lobos

5



Jalen Harris
6'2" - 156 lbs. - Freshman - Guard
Wilson, N.C. (Word of God Academy)

NOTEWORTHY :

- Had season-high 15 points against Nevada on 1-7-17
- Played at same high school as UK standout and NBA star John Wall
- Rated a top-15 recruit in the state of North Carolina
- Leader on Word of God basketball team that was rated in top-40 in N.C.
- Played for John Wall's summer team

GAME-BY-GAME STATISTICS

Opponent	Date	GS	Min	FG-A	3FG-A	FT-A	O-D-TR	PF	A	TO	B	S	PTS
Idaho State	11-11-16	5	0-0	0-0	0-0	0-0-0	4	2	0	0	1	0	
Houston Baptist	11-14-16	23	4-4	1-1	4-6	0-1-1	1	4	3	0	1	13	
New Mexico State	11-18-16	15	0-2	0-0	0-0	0-3-3	2	1	2	0	2	0	
vs. Virginia Tech	11-24-16	16	2-3	0-0	1-1	0-0-0	1	3	1	0	0	5	
vs. CSUN	11-25-16	11	2-3	0-0	0-0	0-1-1	0	0	1	0	1	4	
vs. Dayton	11-27-16	13	0-0	0-0	0-0	0-0-0	2	1	1	0	0	0	
Abilene Christian	11-30-16	18	1-2	0-1	0-0	0-0-0	0	2	0	0	0	2	
at Illinois State	12-03-16	13	1-2	0-0	1-2	0-2-2	1	0	0	0	3	3	
UTEP	12-07-16	7	0-0	0-0	0-0	0-1-1	2	1	2	0	0	0	
at New Mexico S.	12-10-16	29	2-6	0-1	1-3	0-1-1	3	3	2	0	1	5	
Arkansas-Pine Bluff	12-17-16*	25	1-4	0-1	0-0	0-2-2	2	4	0	0	2	2	
at Arizona	12-20-16*	29	1-4	0-1	3-3	0-1-1	3	4	1	0	0	5	
Fresno State*	12-28-16*	27	2-4	0-0	5-6	0-2-2	2	3	1	0	1	9	
at San Diego State*	01-01-17*	30	4-6	0-1	1-3	0-2-2	3	2	1	1	0	9	
at Utah State*	01-04-17*	33	2-7	0-2	0-0	0-3-3	4	8	3	0	2	4	
Nevada*	01-07-17*	37	4-11	0-2	7-10	0-9-9	3	4	1	0	3	15	
UNLV*	01-10-17*	25	4-4	1-1	2-2	0-3-3	4	4	5	0	0	11	
at Colorado State*	01-14-17*	21	0-3	0-1	0-0	0-0-0	2	1	2	1	0	0	
at Boise State*	01-17-17*	23	2-3	0-0	2-2	0-2-2	0	1	0	0	1	6	
Wyoming*	01-21-17*	27	2-4	1-2	2-2	0-2-2	3	2	0	0	0	7	
Utah State*	01-24-17*	21	3-3	1-1	0-0	0-1-1	1	3	2	0	1	7	
at Nevada*	01-28-17*	19	2-3	1-1	2-2	0-1-1	4	3	1	0	0	7	
at UNLV*	02-01-17*	22	1-5	0-1	0-0	0-1-1	4	1	1	1	0	2	
San Jose State*	02-04-17*	25	1-4	0-1	2-2	1-3-4	2	2	1	0	2	4	
at Air Force*	02-08-17												
Boise State*	02-14-17												
at Fresno State*	02-18-17												
Colorado State*	02-21-17												
at Wyoming*	02-25-17												
San Diego State*	03-04-17												

SEASON HIGHS

Points: 15 vs. Nevada (1-7-17)
FG: 4 (4x) Last time vs. UNLV (1-10-17)
FGA: 11 vs. Nevada (1-7-17)
3FG: 1 (6x) Last time at Nevada (1-28-17)
3FGA: 2 (2x) Last time vs. Nevada (1-7-17)
FT: 7 vs. Nevada (1-7-17)
FTA: 10 vs. Nevada (1-7-17)
Rebounds: 9 vs. Nevada (1-7-17)
Assists: 8 vs. Utah State (1-4-17)
Blocks: 1 (3x) Last time at UNLV (2-1-17)
Steals: 3 (2x) Last time vs. Nevada (1-7-17)
Minutes Played: 37 vs. Nevada (1-7-17)

CAREER HIGHS

Points: 15 vs. Nevada (1-7-17)
FG: 4 (4x) Last time vs. UNLV (1-10-17)
FGA: 11 vs. Nevada (1-7-17)
3FG: 1 (6x) Last time at Nevada (1-28-17)
3FGA: 2 (2x) Last time vs. Nevada (1-7-17)
FT: 7 vs. Nevada (1-7-17)
FTA: 10 vs. Nevada (1-7-17)
Rebounds: 9 vs. Nevada (1-7-17)
Assists: 8 vs. Utah State (1-4-17)
Blocks: 1 (3x) Last time at UNLV (2-1-17)
Steals: 3 (2x) Last time vs. Nevada (1-7-17)
Minutes Played: 37 vs. Nevada (1-7-17)

MISCELLANEOUS STATISTICS

	SEASON	CAREER
Double-Digit Scoring	3	3
Led Team in Steals	4	4
Led Team in Assists	6	6
Led Team in Blocks	2	2
Led Team in Rebounding	1	1

CAREER STATISTICS

			Total		3-Point		F-Throws		Rebounds											Scoring	
Season	gp-gs	min/avg	fg-fga	pct	fg-fga	pct	ft-fga	pct	off	def	tot	avg	pf	fo	ast	to	blk	stl	pts	avg	
2016-17	24-14	514/21.4	41-86	.477	5-18	.278	33-44	.750	1	41	42	1.8	53	0	59	31	3	21	120	5.0	
TOTAL	24-14	514/21.4	41-86	.477	5-18	.278	33-44	.750	1	41	42	1.8	53	0	59	31	3	21	120	5.0	

The 2016-17 Lobos



Obij Aget
7'1" - 220 lbs. - Senior - Center
Juba, South Sudan (La Lumiere HS)

NOTEWORTHY :

- Set career high in blocks (7) vs. UNLV (1-10-17). Now has 110 in career.
- Had career-high 16 points in win over CSUN on 11-25-16
- 64 percent shooter last season
- Six games with perfect field goal percentage last year
- Academic All-MW selection

GAME-BY-GAME STATISTICS

Opponent	Date	GS	Min	FG-A	3FG-A	FT-A	O-D-TR	PF	A	TO	B	S	PTS
Idaho State	11-11-16	*	20	2-3	0-0	0-0	0-3-3	1	0	0	3	0	4
Houston Baptist	11-14-16	*	17	0-1	0-0	2-2	0-1-1	1	1	0	0	0	2
New Mexico State	11-18-16	*	24	1-3	0-0	0-0	1-1-2	5	1	0	3	1	2
vs. Virginia Tech	11-24-16	*	14	2-5	0-0	1-1	0-3-3	0	0	0	1	0	5
vs. CSUN	11-25-16	*	19	6-6	0-0	4-5	1-1-2	4	1	0	0	1	16
vs. Dayton	11-27-16	*	9	1-1	0-0	0-0	2-1-3	1	0	0	0	0	2
Abilene Christian	11-30-16	*	18	4-6	0-0	4-5	2-3-5	1	0	0	0	0	12
at Illinois State	12-03-16	*	20	3-5	0-0	0-0	2-2-4	1	0	0	0	0	6
UTEP	12-07-16	*	24	4-5	0-0	1-2	1-3-4	0	0	0	1	1	9
at New Mexico S.	12-10-16	*	18	1-2	0-0	1-2	1-4-5	3	0	0	1	0	3
Arkansas-Pine Bluff	12-17-16		9	2-3	0-0	0-0	0-1-1	0	1	0	2	0	4
at Arizona	12-20-16		16	1-6	0-0	0-0	1-0-1	2	0	0	0	1	2
Fresno State*	12-28-16	*	23	6-8	0-0	0-0	2-4-6	4	1	2	1	1	12
at San Diego State*	01-01-17	*	10	0-0	0-0	0-0	0-2-2	2	0	0	1	0	0
at Utah State*	01-04-17	*	20	4-4	0-0	0-0	1-2-3	0	0	3	0	1	8
Nevada*	01-07-17	*	14	1-5	0-0	0-0	3-1-4	1	1	0	1	0	2
UNLV*	01-10-17	*	20	1-1	0-0	2-3	0-1-1	3	0	0	7	0	4
at Colorado State*	01-14-17	*	17	4-4	0-0	0-0	1-2-3	3	2	1	0	0	8
at Boise State*	01-17-17	*	22	1-4	0-0	2-2	2-2-4	3	0	0	0	1	4
Wyoming*	01-21-17	*	15	1-2	0-0	0-0	0-3-3	1	0	0	1	0	2
Utah State*	01-24-17	*	13	0-2	0-0	0-0	1-0-1	3	0	1	2	0	0
at Nevada*	01-28-17	*	24	1-3	0-0	0-0	0-4-4	3	0	0	0	1	2
at UNLV*	02-01-17	*	34	6-12	0-0	3-3	5-6-11	2	1	2	1	1	15
San Jose State*	02-04-17	*	13	1-3	0-0	0-0	2-0-2	1	1	2	0	1	2
at Air Force*	02-08-17												
Boise State*	02-14-17												
at Fresno State*	02-18-17												
Colorado State*	02-21-17												
at Wyoming*	02-25-17												
San Diego State*	03-04-17												

SEASON HIGHS

Points: 16 vs. CSUN (11-25-16)
FG: 6 (3x) Last time at UNLV (2-1-17)
FGA: 12 at UNLV (2-1-17)
3FG: N/A
3FGA: N/A
FT: 4 (2x) vs. Abilene Christian (11-30-16)
FTA: 5 vs. Abilene Christian (11-30-16)
Rebounds: 11 at UNLV (2-1-17)
Assists: 2 vs. CSU (1-14-17)
Blocks: 7 vs. UNLV (1-10-17)
Steals: 1 (10) Last time vs. SJSU (2-4-17)
Minutes Played: 34 at UNLV (2-1-17)

CAREER HIGHS

Points: 16 vs. CSUN (11-25-16)
FG: 7 vs. Nevada (12-30-15)
FGA: 12 at UNLV (2-1-17)
3FG: N/A
3FGA: N/A
FT: 5 (2x) Last Time vs. Rice (12-19-15)
FTA: 8 vs. Rice (12-19-15)
Rebounds: 14 at Nevada (3-5-16)
Assists: 2 (3x) Last time vs. CSU (1-14-17)
Blocks: 7 vs. UNLV (1-10-17)
Steals: 3 (2x) Last Time vs. Nevada (12-30-15)
Minutes Played: 42 vs. Wyoming (3-7-15)

MISCELLANEOUS STATISTICS

	SEASON	CAREER
Led Team in Scoring		4
Double-Digit Scoring	2	19
10+ Rebounds	1	9
Double-Doubles	1	9
Led Team in Rebounding	1	21
Led Team in Blocks	10	41
Led Team in Steals	1	4

CAREER STATISTICS

			Total		3-Point		F-Throws		Rebounds										Scoring	
Season	gp-gs	min/avg	fg-fga	pct	fg-fga	pct	ft-fa	pct	off	def	tot	avg	pf	fo	ast	to	blk	stl	pts	avg
2013-14	28-2	176/6.3	14-26	.538	0-0	.000	7-13	.538	13	24	37	1.3	30	1	2	7	5	1	35	1.3
2014-15	31-31	765/24.7	81-145	.559	0-0	.000	50-77	.649	60	108	168	5.4	80	4	8	43	42	16	212	6.8
2015-16	32-32	724/22.6	89-139	.640	0-0	.000	34-48	.708	67	115	182	5.7	98	3	11	44	38	7	212	6.6
2016-17	24-22	433/18.0	53-94	.564	0-0	.000	20-25	.800	28	50	78	3.3	45	1	10	11	25	10	126	5.3
TOTAL	115-87	2098/18.2	237-404	.587	0-0	.000	111-163	.681	168	297	465	4.0	253	9	31	105	110	34	585	5.1

The 2016-17 Lobos

14



Dane Kuiper
6'7" - 200 lbs. - Sophomore - Guard/Forward
Wasilla, Alaska (Corona del Sol HS (Ariz.))

NOTEWORTHY :

- Set career-highs of 17 points, field goals attempted (10) and minutes (37) against UNLV on 1-10-17
- Academic All-MW selection
- Rated as the top player in Arizona for the 2015 recruiting class
- Helped guide Tempe Corona del Sol to a pair of state championships
- One of five NCAA Division I players from the 2014-15 Corona del Sol Aztecs

GAME-BY-GAME STATISTICS

Opponent	Date	GS	Min	FG-A	3FG-A	FT-A	O-D-TR	PF	A	TO	B	S	PTS
Idaho State	11-11-16					DNP							
Houston Baptist	11-14-16					DNP							
New Mexico State	11-18-16					DNP							
vs. Virginia Tech	11-24-16	11	0-2	0-1	0-0	0-1-1	1	0	1	1	0	0	
vs. CSUN	11-25-16	2	0-1	0-0	0-0	0-0-0	0	0	0	0	0	0	
vs. Dayton	11-27-16	11	1-2	1-1	0-0	0-2-2	4	2	1	0	1	3	
Abilene Christian	11-30-16 *	16	0-4	0-2	4-4	2-0-2	0	2	1	0	1	4	
at Illinois State	12-03-16	14	3-5	0-1	0-0	0-0-0	0	0	0	0	0	6	
UTEP	12-07-16	6	1-1	1-1	1-2	0-3-3	1	0	1	0	1	4	
at New Mexico S.	12-10-16	23	6-9	3-5	0-0	1-2-3	4	2	2	0	2	15	
Arkansas-Pine Bluff	12-17-16 *	25	5-9	3-6	1-1	1-3-4	1	3	3	1	2	14	
at Arizona	12-20-16 *	19	1-8	1-5	0-0	3-0-3	4	1	0	0	0	3	
Fresno State*	12-28-16 *	22	3-6	2-4	2-2	0-2-2	5	1	0	0	1	10	
at San Diego State*	01-01-17	20	3-5	2-3	0-0	1-7-8	1	3	1	1	2	8	
at Utah State*	01-04-17	19	1-2	1-2	0-0	0-2-2	3	2	1	0	1	3	
Nevada*	01-07-17 *	26	3-5	0-1	2-2	1-0-1	4	0	0	0	0	8	
UNLV*	01-10-17 *	37	6-10	3-5	2-2	0-4-4	1	3	3	0	1	17	
at Colorado State*	01-14-17 *	25	4-4	0-0	2-2	1-1-2	5	2	1	1	0	10	
at Boise State*	01-17-17 *	25	2-3	1-2	0-0	0-0-0	5	1	0	0	1	5	
Wyoming*	01-21-17 *	34	3-7	1-1	1-2	2-3-5	3	5	0	0	2	8	
Utah State*	01-24-17 *	35	4-9	0-3	0-0	0-4-4	2	2	1	0	0	8	
at Nevada*	01-28-17 *	26	1-8	0-6	0-0	0-0-0	3	1	2	0	2	2	
at UNLV*	02-01-17					DNP							
San Jose State*	02-04-17					DNP							
at Air Force*	02-08-17												
Boise State*	02-14-17												
at Fresno State*	02-18-17												
Colorado State*	02-21-17												
at Wyoming*	02-25-17												
San Diego State*	03-04-17												

SEASON HIGHS

Points: 17 vs. UNLV (1-10-17)
FG: 6 (2x) Last time vs. UNLV (1-10-17)
FGA: 10 vs. UNLV (1-10-17)
3FG: 3 (3x) Last time vs. UNLV (1-10-17)
3FGA: 6 (2x) Last time at Nevada (1-28-17)
FT: 4 vs. Abilene Christian (11-30-16)
FTA: 4 vs. Abilene Christian (11-30-16)
Rebounds: 8 vs. SDSU (1-1-17)
Assists: 5 vs. Wyoming (1-21-17)
Blocks: 1 (4x) Last time vs. CSU (1-14-15)
Steals: 2 (5x) Last time at Nevada (1-28-17)
Minutes Played: 37 vs. UNLV (1-10-17)

CAREER HIGHS

Points: 17 vs. UNLV (1-10-17)
FG: 6 (2x) Last time vs. UNLV (1-10-17)
FGA: 10 vs. UNLV (1-10-17)
3FG: 3 (3x) vs. UNLV (1-10-17)
3FGA: 6 (2x) Last time at Nevada (1-28-17)
FT: 4 vs. Abilene Christian (11-30-16)
FTA: 4 vs. Abilene Christian (11-30-16)
Rebounds: 8 vs. SDSU (1-1-17)
Assists: 5 vs. Wyoming (1-21-17)
Blocks: 2, Twice
Steals: 2 (6x) Last time at Nevada (1-28-17)
Minutes Played: 37 vs. UNLV (1-10-17)


MISCELLANEOUS STATISTICS

	SEASON	CAREER
Led Team in Scoring	1	1
Double-Digit Scoring	3	4
Led Team in Assists	1	3
Led Team in Blocks	1	2
Led Team in Steals	5	5

CAREER STATISTICS

Season	gp-gs	min/avg	Total fg-fga pct	3-Point fg-fga pct	F-Throws ft-fla pct	Rebounds off def tot avg	pf fo ast to blk stl	Scoring pts avg
2015-16	25-0	207/8.3	12-37 .324	6-18 .333	7-9 .778	3 23 26 1.0	22 1 20 9 8 6	37 1.5
2016-17	19-11	396/20.8	47-100 .470	19-49 .388	15-17 .882	12 34 46 2.4	47 3 30 18 4 17	128 6.7
TOTAL	44-11	603/13.7	59-137 .431	25-67 .373	22-26 .846	15 57 72 1.6	69 4 50 27 12 23	165 3.8

The 2016-17 Lobos



Sam Logwood
6'7" - 210 lbs. - Junior - Guard/Forward
Indianapolis, Ind. (La Lumiere HS)

NOTEWORTHY :

- Had career high 20 points in season opener against Idaho State
- Career highs of three blocks, four steals at San Diego State last year
- Career highs of seven boards, five assists against Wyoming last year
- Academic All-MW selection in 2015

GAME-BY-GAME STATISTICS

Opponent	Date	GS	Min	FG-A	3FG-A	FT-A	O-D-TR	PF	A	TO	B	S	PTS
Idaho State	11-11-16 *	32	7-10	1-2	5-5	1-2-3	2 4 3	0	1	20			
Houston Baptist	11-14-16 *	26	3-5	1-2	2-2	0-6-6	1 2 0	0	1	9			
New Mexico State	11-18-16 *	29	5-7	0-0	2-4	0-4-4	0 4 2	0	0	12			
vs. Virginia Tech	11-24-16 *	24	2-6	0-0	0-1	1-2-3	2 2 1	0	0	4			
vs. CSUN	11-25-16 *	29	5-6	0-0	3-4	0-0-0	3 1 0	1	1	13			
vs. Dayton	11-27-16 *	19	0-3	0-0	3-4	0-2-2	1 1 2	0	0	3			
Abilene Christian	11-30-16				DNP								
at Illinois State	12-03-16 *	21	1-3	1-1	2-2	1-3-4	0 2 2	0	0	5			
UTEP	12-07-16 *	27	4-7	1-2	2-4	1-1-2	0 6 1	0	0	11			
at New Mexico S.	12-10-16 *	11	0-2	0-0	0-0	1-1-2	1 0 2	0	0	0			
Arkansas-Pine Bluff	12-17-16	19	1-4	0-2	3-4	3-3-6	1 2 2	0	4	5			
at Arizona	12-20-16	10	0-2	0-0	0-0	0-0-0	0 1 1	0	1	0			
Fresno State*	12-28-16 *	28	0-4	0-0	1-2	1-5-6	1 0 3	0	1	1			
at San Diego State*	01-01-17 *	17	1-6	0-0	1-2	0-2-2	1 0 2	0	0	3			
at Utah State*	01-04-17 *	23	2-7	0-0	1-2	2-1-3	0 0 0	0	1	5			
Nevada*	01-07-17	29	4-7	1-3	0-2	0-4-4	2 0 0	1	1	9			
UNLV*	01-10-17	5	0-2	0-1	0-0	0-1-1	2 0 0	0	0	0			
at Colorado State*	01-14-17	13	1-3	0-0	2-4	0-1-1	3 0 1	0	0	4			
at Boise State*	01-17-17	22	6-7	1-1	3-3	1-3-4	2 0 1	0	1	16			
Wyoming*	01-21-17	16	1-6	0-1	0-0	0-0-0	0 0 0	0	1	2			
Utah State*	01-24-17	5	0-2	0-0	0-0	0-1-1	1 0 0	0	0	0			
at Nevada*	01-28-17	5	0-1	0-0	0-0	0-0-0	1 0 2	0	1	0			
at UNLV*	02-01-17	27	4-8	0-2	0-1	1-4-5	3 1 1	0	0	8			
San Jose State*	02-04-17 *	38	6-10	2-2	5-7	1-6-7	3 0 1	1	1	19			
at Air Force*	02-08-17												
Boise State*	02-14-17												
at Fresno State*	02-18-17												
Colorado State*	02-21-17												
at Wyoming*	02-25-17												
San Diego State*	03-04-17												

SEASON HIGHS

Points: 20 vs. Idaho State (11-11-16)
FG: 7 vs. Idaho State (11-11-16)
FGA: 10 (2x) Last time vs. SJSU (2-4-17)
3FG: 2 vs. SJSU (2-4-17)
3FGA: 2 (5x) Last time vs. SJSU (2-4-17)
FT: 5 vs. Idaho State (11-11-16)
FTA: 7 vs. SJSU (2-4-17)
Rebounds: 7 vs. SJSU (2-4-17)
Assists: 6 vs. UTEP (12-7-16)
Blocks: 1 (3x) Last time vs. SJSU (2-4-17)
Steals: 4 vs. UAPB (12-17-16)
Minutes Played: 38 vs. SJSU (2-4-17)

CAREER HIGHS

Points: 20 vs. Idaho State (11-11-16)
FG: 7 vs. Idaho State (11-11-16)
FGA: 11 (2x) Last Time vs. Nevada (3-10-16)
3FG: 2 (7x) Last time vs. SJSU (2-4-17)
3FGA: 6 vs. Air Force (3-11-15)
FT: 5 (3x) Last time vs. SJSU (2-4-17)
FTA: 7 vs. SJSU (2-4-17)
Rebounds: 7 (5x) Last time vs. SJSU (2-4-17)
Assists: 6 vs. UTEP (12-7-16)
Blocks: 3 at San Diego State (2-6-16)
Steals: 4 (2x) Last time vs. UAPB (12-17-16)
Minutes Played: 41 at San Diego State (2-6-16)

MISCELLANEOUS STATISTICS

	SEASON	CAREER
Led Team in Scoring	1	3
Double-Digit Scoring	6	16
Led Team in Rebounding	1	3
Led Team in Steals	2	14
Led Team in Blocks	1	6
Led Team in Assists	2	8

CAREER STATISTICS

Season	gp-gs	min/avg	Total fg-fga pct	3-Point fg-fga pct	F-Throws ft-fga pct	Rebounds off def tot avg	pf fo ast to blk stl	Scoring pts avg
2014-15	28-16	572/20.4	57-145 .393	17-55 .309	40-55 .727	24 52 76 2.7	46 0 31 29 3 9	171 6.1
2015-16	32-32	836/26.1	75-171 .439	17-43 .395	35-60 .583	37 93 130 4.1	78 2 58 49 14 24	202 6.3
2016-17	23-13	475/20.7	53-118 .449	8-19 .421	35-53 .660	14 52 66 2.9	30 0 26 27 3 15	149 6.5
TOTAL	83-61	1883/22.7	185-434 .426	42-117 .359	110-168 .655	75 197 272 3.3	154 2 115 105 20 48	522 6.3

The 2016-17 Lobos



Xavier Adams
6'4" - 205 lbs. - Junior - Guard
Flower Mound, Texas (Edward S. Marcus HS)

NOTEWORTHY:

- Team's leading scorer off the bench last season
- Had a career-high 14 points against Nevada and Air Force last year
- Rated among top 15 players in the state of Texas as a high school senior

GAME-BY-GAME STATISTICS

Opponent	Date	GS	Min	FG-A	3FG-A	FT-A	O-D-TR	PF	A	TO	B	S	PTS
Idaho State	11-11-16	14	2-4	0-0	2-4	2-1-3	1	0	1	0	0	6	
Houston Baptist	11-14-16	13	2-2	0-0	7-10	0-1-1	2	0	0	0	1	11	
New Mexico State	11-18-16	3	0-1	0-1	0-0	0-0-0	0	0	0	0	1	0	
vs. Virginia Tech	11-24-16	11	0-1	0-0	2-2	0-1-1	5	0	1	0	1	2	
vs. CSUN	11-25-16	6	1-2	0-0	4-4	0-3-3	1	0	0	0	0	6	
vs. Dayton	11-27-16	9	0-1	0-0	0-0	0-1-1	2	0	1	0	1	0	
Abilene Christian	11-30-16	20	3-4	0-0	4-5	2-3-5	1	0	2	0	0	10	
at Illinois State	12-03-16	15	1-4	0-1	0-0	0-2-2	4	0	0	0	0	2	
UTEP	12-07-16	15	0-3	0-1	4-4	1-1-2	2	0	0	0	1	4	
at New Mexico S.	12-10-16	10	1-3	0-0	0-0	0-1-1	1	0	0	0	0	2	
Arkansas-Pine Bluff	12-17-16	16	1-2	0-0	2-2	1-5-6	1	1	1	1	3	4	
at Arizona	12-20-16	10	1-3	0-1	0-0	0-2-2	0	0	2	0	0	2	
Fresno State*	12-28-16	12	0-0	0-0	2-2	1-0-1	0	0	1	0	2	2	
at San Diego State*	01-01-17	24	3-4	0-1	2-2	3-2-5	2	1	1	0	2	8	
at Utah State*	01-04-17	8	0-0	0-0	0-0	0-1-1	0	1	2	0	0	0	
Nevada*	01-07-17				DNP								
UNLV*	01-10-17				DNP								
at Colorado State*	01-14-17				DNP								
at Boise State*	01-17-17				DNP								
Wyoming*	01-21-17				DNP								
Utah State*	01-24-17				DNP								
at Nevada*	01-28-17				DNP								
at UNLV*	02-01-17				DNP								
San Jose State*	02-04-17				DNP								
at Air Force*	02-08-17												
Boise State*	02-14-17												
at Fresno State*	02-18-17												
Colorado State*	02-21-17												
at Wyoming*	02-25-17												
San Diego State*	03-04-17												

SEASON HIGHS

Points: 11 vs. Houston Baptist (11-14-16)
FG: 3 (2x) Last time vs. SDSU (1-1-17)
FGA: 4 (4x) Last time vs. SDSU (1-1-17)
3FG: N/A
3FGA: 1 (5x) Last time vs. SDSU (1-1-17)
FT: 7 vs. Houston Baptist (11-14-16)
FTA: 10 vs. Houston Baptist (11-14-16)
Rebounds: 6 vs. UAPB (12-17-16)
Assists: 1 (3x) Last time vs. Utah State (1-4-17)
Blocks: 1 vs. UAPB (12-17-16)
Steals: 3 vs. UAPB (12-17-16)
Minutes Played: 24 vs. SDSU (1-1-17)

CAREER HIGHS

Points: 14 (2x) Last Time vs. Air Force (1-27-16)
FG: 5 (3x) Last Time vs. Air Force (1-27-16)
FGA: 8 (3x) Last Time vs. Wyoming (1-16-16)
3FG: 2 vs. Fresno State (12-31-14)
3FGA: 4 vs. ULM (12-13-14)
FT: 7 vs. Houston Baptist (11-14-16)
FTA: 10 vs. Houston Baptist (11-14-16)
Rebounds: 7 (2x) Last Time at Nevada (3-5-16)
Assists: 3 (3x) Last Time vs. Air Force (1-27-16)
Blocks: 2 (2x) Last Time at UNLV (1-12-16)
Steals: 3 (2x) Last time vs. UAPB (12-17-16)
Minutes Played: 27 at Grand Canyon (12-23-14)

MISCELLANEOUS STATISTICS

	SEASON	CAREER
Double-Digit Scoring	1	4
Led Team in Steals	3	10
Led Team in Blocks		6
Led Team in Assists		
Led Team in Rebounding	1	1

CAREER STATISTICS

Season	gp-gs	min/avg	Total fg-fga pct	3-Point fg-fga pct	F-Throws ft-fga pct	Rebounds off def tot avg	pf fo ast to blk stl	Scoring pts avg
2014-15	30-11	357/11.9	35-78 .449	9-31 .290	19-38 .500	20 37 57 1.9	40 1 18 24 9 9	98 3.3
2015-16	32-3	446/13.9	50-102 .490	4-24 .167	42-63 .667	33 49 82 2.6	88 1 32 34 8 16	146 4.6
2016-17	15-0	186/12.4	15-34 .441	0-5 .000	29-36 .806	10 24 34 2.3	22 1 3 11 1 12	59 3.9
TOTAL	77-14	989/12.8	100-214 .467	13-60 .217	90-137 .657	63 110 173 2.2	150 3 53 69 18 37	303 3.9

The 2016-17 Lobos



Holt Shelley
6-9 - 221 lbs. - Freshman - Forward
Cliff, N.M. (Cliff HS)

NOTEWORTHY :

- One of two walk-ons from the state of New Mexico
- Part of three New Mexico State Basketball Championships ('13,'14,'15)
- Two-time Class A Player of the Year, two-time First Team All-State
- 2016 New Mexico Preps No. 1 recruit
- Played for the Danny Granger Hurricanes summer team

GAME-BY-GAME STATISTICS

Opponent	Date	GS	Min	FG-A	3FG-A	FT-A	O-D-TR	PF	A	TO	B	S	PTS
Idaho State	11-11-16					DNP							
Houston Baptist	11-14-16					DNP							
New Mexico State	11-18-16					DNP							
vs. Virginia Tech	11-24-16					DNP							
vs. CSUN	11-25-16					DNP							
vs. Dayton	11-27-16					DNP							
Abilene Christian	11-30-16					DNP							
at Illinois State	12-03-16					DNP							
UTEP	12-07-16					DNP							
at New Mexico S.	12-10-16					DNP							
Arkansas-Pine Bluff	12-17-16					DNP							
at Arizona	12-20-16					DNP							
Fresno State*	12-28-16					DNP							
at San Diego State*	01-01-17					DNP							
at Utah State*	01-04-17					DNP							
Nevada*	01-07-17					DNP							
UNLV*	01-10-17					DNP							
at Colorado State*	01-14-17					DNP							
at Boise State*	01-17-17					DNP							
Wyoming*	01-21-17					DNP							
Utah State*	01-24-17					DNP							
at Nevada*	01-28-17					DNP							
at UNLV*	02-01-17					DNP							
San Jose State*	02-04-17					DNP							
at Air Force*	02-08-17												
Boise State*	02-14-17												
at Fresno State*	02-18-17												
Colorado State*	02-21-17												
at Wyoming*	02-25-17												
San Diego State*	03-04-17												

SEASON HIGHS

Points: N/A
FG: N/A
FGA: N/A
3FG: N/A
3FGA: N/A
FT: N/A
FTA: N/A
Rebounds: N/A
Assists: N/A
Blocks: N/A
Steals: N/A
Minutes Played: N/A

CAREER HIGHS

Points: N/A
FG: N/A
FGA: N/A
3FG: N/A
3FGA: N/A
FT: N/A
FTA: N/A
Rebounds: N/A
Assists: N/A
Blocks: N/A
Steals: N/A
Minutes Played: N/A

MISCELLANEOUS STATISTICS

CAREER STATISTICS

The 2016-17 Lobos



Joe Furstinger
6'9" - 210 lbs. - Junior - Forward
Rancho Santa Margarita, Calif. (Santa Margarita HS)

NOTEWORTHY :

- Scored career-high nine points and had career-high 11 rebounds against Illinois State on 12-3-16
- Had a career-high three field goals made in CSUN win on 11-25-16
- Led all UNM bigs in assists by a wide margin last season
- Played at the same high school as the Warrior's Klay Thompson

GAME-BY-GAME STATISTICS

Opponent	Date	GS	Min	FG-A	3FG-A	FT-A	O-D-TR	PF	A	TO	B	S	PTS
Idaho State	11-11-16					DNP							
Houston Baptist	11-14-16					DNP							
New Mexico State	11-18-16	12	2-2	0-0	3-5	2-1-3	2	0	0	0	0	7	
vs. Virginia Tech	11-24-16	2	0-0	0-0	0-0	0-0-0	1	0	0	0	0	0	
vs. CSUN	11-25-16	8	3-3	0-0	0-0	1-0-1	2	0	0	0	0	6	
vs. Dayton	11-27-16	19	1-1	0-0	0-0	0-1-1	3	1	0	1	0	2	
Abilene Christian	11-30-16	13	2-2	0-0	0-0	0-4-4	0	4	0	1	0	4	
at Illinois State	12-03-16*	28	3-4	0-0	3-5	4-7-11	2	0	2	2	1	9	
UTEP	12-07-16*	25	2-4	0-0	2-2	0-3-3	3	0	2	1	1	6	
at New Mexico S.	12-10-16	7	0-1	0-0	0-0	1-0-1	5	0	1	0	0	0	
Arkansas-Pine Bluff	12-17-16*	20	0-2	0-0	5-6	1-3-4	2	1	1	4	1	5	
at Arizona	12-20-16*	12	0-3	0-0	0-0	4-4-8	4	0	2	2	1	0	
Fresno State*	12-28-16					DNP							
at San Diego State*	01-01-17					DNP							
at Utah State*	01-04-17	11	0-1	0-0	1-2	1-1-2	4	0	0	0	0	1	
Nevada*	01-07-17	9	0-0	0-0	2-2	0-0-0	4	1	0	0	0	2	
UNLV*	01-10-17	20	2-4	0-0	2-3	2-1-3	1	0	1	1	0	6	
at Colorado State*	01-14-17	21	3-6	0-0	1-1	3-2-5	3	1	1	2	0	7	
at Boise State*	01-17-17	9	0-1	0-0	0-0	0-2-2	2	0	0	0	0	0	
Wyoming*	01-21-17	10	0-2	0-0	0-0	2-1-3	2	1	2	1	2	0	
Utah State*	01-24-17	21	0-2	0-0	0-0	1-4-5	0	2	0	1	0	0	
at Nevada*	01-28-17	9	2-2	0-0	1-2	2-2-4	2	2	0	0	0	5	
at UNLV*	02-01-17*	13	1-2	0-0	1-3	2-1-3	3	1	2	1	0	3	
San Jose State*	02-04-17	18	3-4	0-0	1-2	0-1-1	0	0	2	0	0	7	
at Air Force*	02-08-17												
Boise State*	02-14-17												
at Fresno State*	02-18-17												
Colorado State*	02-21-17												
at Wyoming*	02-25-17												
San Diego State*	03-04-17												

SEASON HIGHS

Points: 9 vs. Illinois State (12-3-16)
FG: 3 (4x) Last time vs. SJSU (2-4-17)
FGA: 4 (4x) Last time vs. SJSU (2-4-17)
3FG: N/A
3FGA: N/A
FT: 5 vs. UAPB (12-17-16)
FTA: 6 vs. UAPB (12-17-16)
Rebounds: 11 vs. Illinois State (12-3-16)
Assists: 4 vs. Abilene Christian (11-30-16)
Blocks: 4 vs. UAPB (12-17-16)
Steals: 2 vs. Wyoming (1-21-17)
Minutes Played: 28 vs. Illinois State (12-3-16)

CAREER HIGHS

Points: 9 vs. Illinois State (12-3-16)
FG: 3 (4x) Last time vs. SJSU (2-4-17)
FGA: 6 (2x) Last Time at San Jose State (1-23-16)
3FG: 1 vs. New Mexico State (12-3-14)
3FGA: 2 at Valparaiso (12-6-14)
FT: 5 vs. UAPB (12-17-16)
FTA: 6 vs. UAPB (12-17-16)
Rebounds: 11 vs. Illinois State (12-3-16)
Assists: 4 vs. Abilene Christian (11-30-16)
Blocks: 4 (2x) Last time vs. UAPB (12-17-16)
Steals: 2 (4x) Last time vs. Wyoming (1-21-17)
Minutes Played: 28 vs. Illinois State (12-3-16)

MISCELLANEOUS STATISTICS

	SEASON	CAREER
Led Team in Rebounding	2	3
Led Team in Assists	1	2
Led Team in Blocks	9	17
Led Team in Steals	2	6

CAREER STATISTICS

Season	gp-gs	min/avg	Total fg-fga pct	3-Point fg-fga pct	F-Throws ft-fa pct	Rebounds off def tot avg	pf	fo	ast	to	blk	stl	Scoring pts avg
2014-15	29-0	360/12.4	24-67 .358	1-10 .100	20-35 .571	20 37 57 2.0	53	1	22	16	15	4	69 2.4
2015-16	29-0	334/11.5	14-43 .326	0-1 .000	18-29 .621	15 41 56 1.9	55	0	13	16	19	15	46 1.6
2016-17	20-5	287/14.4	24-46 .522	0-0 .000	22-33 .667	26 38 64 3.2	46	1	14	16	17	6	70 3.5
TOTAL	78-5	981/12.6	62-156 .397	1-11 .091	60-97 .619	61 116 177 2.3	154	2	49	48	51	25	185 2.4

The 2016-17 Lobos



24 Damien Jefferson
6'5" -190 lbs. - Freshman - Guard/Forward
East Chicago, Ind. (East Chicago Central HS)

NOTEWORTHY :

- Picked up a season-high 13 pts & 9 reb in first career start at UNLV (2-1-17)
- Led high school team to sectional championship as a senior
- Finished with 31 points and 10 rebounds in sectional championship
- Rated top 150 player in his class nationally by Rivals.com
- Father Everette "Highway" Jefferson played at UNM from 1979-80

GAME-BY-GAME STATISTICS

Opponent	Date	GS	Min	FG-A	3FG-A	FT-A	O-D-TR	PF	A	TO	B	S	PTS
Idaho State	11-11-16	8	1-5	0-3	0-1	0-0-0	0	1	0	0	0	2	
Houston Baptist	11-14-16	11	2-5	0-1	1-2	0-2-2	1	3	0	1	0	5	
New Mexico State	11-18-16	13	3-6	0-1	1-5	1-1-2	4	0	1	0	4	7	
vs. Virginia Tech	11-24-16	10	1-2	0-1	2-2	0-0-0	2	1	1	0	0	4	
vs. CSUN	11-25-16	12	1-5	0-1	0-0	1-4-5	1	3	3	0	0	2	
vs. Dayton	11-27-16	12	4-5	1-1	0-1	0-6-6	2	0	2	0	0	9	
Abilene Christian	11-30-16	18	1-5	0-2	1-2	0-2-2	1	2	1	0	0	3	
at Illinois State	12-03-16	17	4-6	0-1	4-4	1-3-4	2	0	4	0	0	12	
UTEP	12-07-16	8	0-2	0-0	0-0	0-0-0	1	0	2	0	0	0	
at New Mexico S.	12-10-16	15	3-5	0-1	3-4	0-1-1	1	0	0	0	0	9	
Arkansas-Pine Bluff	12-17-16				DNP								
at Arizona	12-20-16	9	1-4	0-1	0-0	0-0-0	2	1	1	0	1	2	
Fresno State*	12-28-16				DNP								
at San Diego State*	01-01-17	7	1-4	0-1	2-4	2-1-3	0	0	1	0	0	4	
at Utah State*	01-04-17	25	2-5	0-1	1-1	0-1-1	2	3	1	1	0	5	
Nevada*	01-07-17	23	5-8	1-1	0-2	0-3-3	3	2	1	0	0	11	
UNLV*	01-10-17	4	1-3	0-1	0-0	0-1-1	0	0	0	0	1	2	
at Colorado State*	01-14-17	13	3-4	1-1	3-4	0-1-1	2	0	0	0	0	10	
at Boise State*	01-17-17	8	2-2	0-0	0-0	0-2-2	3	1	2	0	0	4	
Wyoming*	01-21-17	10	3-4	1-1	0-2	0-1-1	0	0	1	0	0	7	
Utah State*	01-24-17	10	3-3	0-0	0-0	0-2-2	2	0	1	0	0	6	
at Nevada*	01-28-17	3	0-2	0-1	0-0	2-0-2	0	1	0	0	0	0	
at UNLV*	02-01-17*	36	6-11	1-2	0-1	4-5-9	4	4	2	0	2	13	
San Jose State*	02-04-17*	25	1-8	0-5	0-1	0-3-3	4	2	4	0	0	2	
at Air Force*	02-08-17												
Boise State*	02-14-17												
at Fresno State*	02-18-17												
Colorado State*	02-21-17												
at Wyoming*	02-25-17												
San Diego State*	03-04-17												

SEASON HIGHS

Points: 13 at UNLV (2-1-17)
FG: 6 at UNLV (2-1-17)
FGA: 11 at UNLV (2-1-17)
3FG: 1 (5x) Last time at UNLV (2-1-17)
3FGA: 5 vs. SJSU (2-4-17)
FT: 4 vs. Illinois State (12-3-16)
FTA: 5 vs. NMSU (11-18-16)
Rebounds: 9 at UNLV (2-1-17)
Assists: 4 at UNLV (2-1-17)
Blocks: 1 (2x) Last time vs. Utah State (1-4-17)
Steals: 4 vs. NMSU (11-18-16)
Minutes Played: 36 at UNLV (2-1-17)

CAREER HIGHS

Points: 13 at UNLV (2-1-17)
FG: 6 at UNLV (2-1-17)
FGA: 11 at UNLV (2-1-17)
3FG: 1 (5x) Last time at UNLV (2-1-17)
3FGA: 5 vs. SJSU (2-4-17)
FT: 4 vs. Illinois State (12-3-16)
FTA: 5 vs. NMSU (11-18-16)
Rebounds: 9 at UNLV (2-1-17)
Assists: 4 at UNLV (2-1-17)
Blocks: 1 (2x) Last time vs. Utah State (1-4-17)
Steals: 4 vs. NMSU (11-18-16)
Minutes Played: 36 at UNLV (2-1-17)

MISCELLANEOUS STATISTICS

	SEASON	CAREER
Lead Team in Blocks	2	2
Lead Team in Steals	3	3
Lead Team in Rebounds	1	1
Double-Digit Scoring	4	4
Lead Team in Assists	1	1

CAREER STATISTICS

Season	gp-gs	min/avg	Total fg-fga pct	3-Point fg-fga pct	F-Throws ft-fga pct	Rebounds off def tot avg	pf fo ast to blk stl	Scoring pts avg
2016-17	22-2	297/13.5	48-104 .462	5-27 .185	18-36 .500	11 39 50 2.3	37 0 24 28 2 8	119 5.4
TOTAL	22-2	297/13.5	48-104 .462	5-27 .185	18-36 .500	11 39 50 2.3	37 0 24 28 2 8	119 5.4

The 2016-17 Lobos



Adam Cumber
6'2" - 185 lbs. - RS-Sophomore - Guard
Albuquerque, N.M. (Sandia HS)

NOTEWORTHY :

- Took first shot attempt last season against Air Force
- Had decorated prep career at Sandia High School
- 5A Second Team All-State selection for the Matadors as a senior
- Led the state of New Mexico in assists as a senior
- One of two walk-ons from state of New Mexico

GAME-BY-GAME STATISTICS

Opponent	Date	GS	Min	FG-A	3FG-A	FT-A	O-D-TR	PF	A	TO	B	S	PTS
Idaho State	11-11-16					DNP							
Houston Baptist	11-14-16					DNP							
New Mexico State	11-18-16					DNP							
vs. Virginia Tech	11-24-16					DNP							
vs. CSUN	11-25-16					DNP							
vs. CSUN	11-27-16					DNP							
Abilene Christian	11-30-16					DNP							
at Illinois State	12-03-16					DNP							
UTEP	12-07-16					DNP							
at New Mexico S.	12-10-16					DNP							
Arkansas-Pine Bluff	12-17-16	2		0-0	0-0	0-0	0-0-0	0	0	0	0	0	0
at Arizona	12-20-16					DNP							
Fresno State*	12-28-16					DNP							
at San Diego State*	01-01-17					DNP							
at Utah State*	01-04-17					DNP							
Nevada*	01-07-17					DNP							
UNLV*	01-10-17					DNP							
at Colorado State*	01-14-17					DNP							
at Boise State*	01-17-17					DNP							
Wyoming*	01-21-17					DNP							
Utah State*	01-24-17					DNP							
at Nevada*	01-28-17					DNP							
at UNLV*	02-01-17					DNP							
San Jose State*	02-04-17					DNP							
at Air Force*	02-08-17												
Boise State*	02-14-17												
at Fresno State*	02-18-17												
Colorado State*	02-21-17												
at Wyoming*	02-25-17												
San Diego State*	03-04-17												

SEASON HIGHS

Points: N/A
FG: N/A
FGA: N/A
3FG: N/A
3FGA: N/A
FT: N/A
FTA: N/A
Rebounds: N/A
Assists: N/A
Blocks: N/A
Steals: N/A
Minutes Played: 2 vs. UAPB (12-17-16)

CAREER HIGHS

Points:
FG:
FGA: 1 vs. Air Force (1-27-16)
3FG:
3FGA: 1 vs. Air Force (1-27-16)
FT:
FTA:
Rebounds:
Assists:
Blocks:
Steals:
Minutes Played: 2 vs. UAPB (12-17-16)

MISCELLANEOUS STATISTICS

CAREER STATISTICS

Season	gp-gs	min/avg	Total		3-Point		F-Throws		Rebounds				Scoring					
			fg-fga	pct	fg-fga	pct	ft-fga	pct	off	def	tot	avg	pts	avg	pts	avg	pts	avg
2015-16	2-0	2/1.0	0-1	.000	0-1	.000	0-0	.000	0	0	0	0.0	0	0.0	0	0.0	0	0.0
2016-17	1-0	2/2.0	0-0	.000	0-0	.000	0-0	.000	0	0	0	0.0	0	0.0	0	0.0	0	0.0
TOTAL	3-0	4/1.3	0-1	.000	0-1	.000	0-0	.000	0	0	0	0.0	0	0.0	0	0.0	0	0.0

The 2016-17 Lobos



Anthony Mathis
6'3" - 170 lbs. - Sophomore - Guard
West Linn, Ore. (West Linn HS)

NOTEWORTHY :

- Scored 16 points in 15 minutes, both career bests, against Air Force last season
- Part of back-to-back-to-back 6A Oregon state championships
- 6A Second Team All-State as a senior
- First Team All-State selection as a junior

GAME-BY-GAME STATISTICS

Opponent	Date	GS	Min	FG-A	3FG-A	FT-A	O-D-TR	PF	A	TO	B	S	PTS
Idaho State	11-11-16	4	1-2	1-2	3-3	0-0-0	1	0	0	0	0	0	6
Houston Baptist	11-14-16	1	0-0	0-0	0-0	0-0-0	0	0	1	0	0	0	0
New Mexico State	11-18-16				DNP								
vs. Virginia Tech	11-24-16				DNP								
vs. CSUN	11-25-16				DNP								
vs. Dayton	11-27-16				DNP								
Abilene Christian	11-30-16	3	0-1	0-1	0-0	0-0-0	0	0	0	0	0	0	0
at Illinois State	12-03-16				DNP								
UTEP	12-07-16	4	0-0	0-0	0-0	0-1-1	0	0	0	0	0	0	0
at New Mexico S.	12-10-16				DNP								
Arkansas-Pine Bluff	12-17-16	4	0-2	0-2	0-0	0-2-2	0	0	1	0	0	0	0
at Arizona	12-20-16				DNP								
Fresno State*	12-28-16				DNP								
at San Diego State*	01-01-17				DNP								
at Utah State*	01-04-17	7	0-1	0-1	0-0	0-1-1	0	1	0	0	0	0	0
Nevada*	01-07-17	7	2-5	1-3	0-0	0-1-1	0	4	0	0	0	0	5
UNLV*	01-10-17	11	1-4	0-2	0-0	0-2-2	3	3	0	0	2	2	2
at Colorado State*	01-14-17				DNP								
at Boise State*	01-17-17				DNP								
Wyoming*	01-21-17				DNP								
Utah State*	01-24-17				DNP								
at Nevada*	01-28-17				DNP								
at UNLV*	02-01-17				DNP								
San Jose State*	02-04-17				DNP								
at Air Force*	02-08-17												
Boise State*	02-14-17												
at Fresno State*	02-18-17												
Colorado State*	02-21-17												
at Wyoming*	02-25-17												
San Diego State*	03-04-17												

SEASON HIGHS

Points: 6 vs. Idaho State (11-11-16)
FG: 2 vs. Nevada (1-7-17)
FGA: 5 vs. Nevada (1-7-17)
3FG: 1 (2x) Last time vs. Nevada (1-7-17)
3FGA: 3 vs. Nevada (1-7-17)
FT: 1 vs. Idaho State (11-11-16)
FTA: 1 vs. Idaho State (11-11-16)
Rebounds: 2 (2x) Last time vs. UNLV (1-10-17)
Assists: 4 vs. Nevada (1-7-17)
Blocks: N/A
Steals: 2 vs. UNLV (1-10-17)
Minutes Played: 11 vs. UNLV (1-10-17)

CAREER HIGHS

Points: 16 vs. Air Force (1-27-16)
FG: 4 vs. Air Force (1-27-16)
FGA: 7 vs. Nicholls State (11-25-15)
3FG: 3 vs. Air Force (1-27-16)
3FGA: 4 vs. Air Force (1-27-16)
FT: 5 vs. Air Force (1-27-16)
FTA: 5 vs. Air Force (1-27-16)
Rebounds: 2, (3x) Last time vs. UNLV (1-10-17)
Assists: 4 vs. Nevada (1-7-17)
Blocks:
Steals: 2 vs. UNLV (1-10-17)
Minutes Played: 15 vs. Air Force (1-27-16)

MISCELLANEOUS STATISTICS

	SEASON	CAREER
Double Digit Scoring		1
Led Team in Steals	1	3
Led Team in Assists	1	1

CAREER STATISTICS

Season	gp-gs	min/avg	Total fg-fga pct	3-Point fg-fga pct	F-Throws ft-fga pct	Rebounds off def tot avg	pf fo ast to blk stl	Scoring pts avg
2015-16	25-0	164/6.6	17-44 .386	12-34 .353	11-12 .917	2 11 13 0.5	25 0 9 12 0 7	57 2.3
2016-17	8-0	41/5.1	4-15 .267	2-11 .182	3-3 1.000	0 7 7 0.9	4 0 8 2 0 2	13 1.6
TOTAL	33-0	205/6.2	21-59 .356	14-45 .311	14-15 .933	2 18 20 0.6	29 0 17 14 0 9	70 2.1

The 2016-17 Lobos

32



Tim Williams
6'8" - 240 lbs. - RS-Senior - Forward
Flossmoor, Ill. (Samford)

NOTEWORTHY:

- Wooden Legacy Classic All-Tournament Team Honoree
- Had three double-doubles in first six games
- Scored career-high 31 points in 95-79 win over Houston Baptist (11-14-16)
- Named to Preseason All-Mountain West Team
- 1,914 career points scored between UNM and Samford, ranked 8th among active Division I players
- 2016-17 NABC All-State Good Works Team Honoree

GAME-BY-GAME STATISTICS

Opponent	Date	GS	Min	FG-A	3FG-A	FT-A	O-D-TR	PF	A	TO	B	S	PTS
Idaho State	11-11-16	*	31	7-11	0-0	4-7	5-6-11	2	0	1	0	1	18
Houston Baptist	11-14-16	*	33	10-11	0-0	11-12	2-9-11	1	1	3	0	0	31
New Mexico State	11-18-16	*	35	5-11	0-0	10-13	1-3-4	1	0	2	0	0	20
vs. Virginia Tech	11-24-16	*	37	8-13	0-1	3-4	6-5-11	1	1	1	2	0	19
vs. CSUN	11-25-16	*	36	7-12	0-0	7-7	2-4-6	2	2	2	2	1	21
vs. Dayton	11-27-16	*	38	7-13	0-0	2-3	0-5-5	1	2	3	1	1	16
Abilene Christian	11-30-16	*	16	3-4	0-0	2-3	0-0-0	2	1	2	0	1	8
at Illinois State	12-03-16					DNP							
UTEP	12-07-16					DNP							
at New Mexico S.	12-10-16	*	33	6-9	0-0	3-5	4-4-8	3	0	3	0	1	15
Arkansas-Pine Bluff	12-17-16	*	20	7-10	0-0	5-5	0-4-4	4	1	1	0	0	19
at Arizona	12-20-16	*	36	7-16	0-0	0-2	3-5-8	2	2	1	0	0	14
Fresno State*	12-28-16	*	33	7-15	0-1	4-6	2-5-7	0	4	0	0	2	18
at San Diego State*	01-01-17	*	37	3-9	0-0	6-7	2-7-9	3	4	4	1	0	12
at Utah State*	01-04-17	*	35	13-18	0-1	4-5	2-5-7	3	1	3	0	0	30
Nevada*	01-07-17	*	41	10-16	0-0	6-10	2-6-8	3	2	1	5	0	26
UNLV*	01-10-17	*	39	5-8	0-0	1-2	0-7-7	2	1	2	0	0	11
at Colorado State*	01-14-17	*	34	7-13	0-0	1-3	2-7-9	3	1	4	1	1	15
at Boise State*	01-17-17	*	38	8-16	1-1	2-2	1-2-3	1	1	3	0	3	19
Wyoming*	01-21-17	*	37	6-14	0-1	2-5	3-8-11	0	2	2	1	0	14
Utah State*	01-24-17	*	30	6-11	0-0	1-1	1-4-5	4	2	0	0	0	13
at Nevada*	01-28-17	*	36	8-12	0-0	2-4	2-4-6	2	3	0	0	0	18
at UNLV*	02-01-17					DNP							
San Jose State*	02-04-17					DNP							
at Air Force*	02-08-17												
Boise State*	02-14-17												
at Fresno State*	02-18-17												
Colorado State*	02-21-17												
at Wyoming*	02-25-17												
San Diego State*	03-04-17												

SEASON HIGHS

Points: 31 vs. Houston Baptist (11-14-16)
FG: 13 vs. Utah State (1-4-17)
FGA: 18 vs. Utah State (1-4-17)
3FG: 1 vs. Boise State (1-17-17)
3FGA: 1 (5x) Last time vs. Wyoming (1-21-17)
FT: 11 vs. Houston Baptist (11-14-16)
FTA: 13 vs. NMSU (11-18-16)
Rebounds: 11 (4x) Last time vs. Wyoming (1-21-17)
Assists: 4 (2x) Last time vs. SDSU (1-1-17)
Blocks: 5 vs. Nevada (1-7-17)
Steals: 3 vs. Boise State (1-17-17)
Minutes Played: 41 vs. Nevada (1-7-17)

CAREER HIGHS

Points: 31 vs. Houston Baptist (11-14-16)
FG: 13 vs. Utah State (1-4-17)
FGA: 21 at USC (11-21-15)
3FG: 1 vs. Boise State (1-17-17)
3FGA: 1 (5x) Last time vs. Wyoming (1-21-17)
FT: 11 vs. Houston Baptist (11-14-16)
FTA: 13 (2x) Last time vs. NMSU (11-18-16)
Rebounds: 15 at USC (11-21-15)
Assists: 4 (3x) Last time vs. SDSU (1-1-17)
Blocks: 5 vs. Nevada (1-7-17)
Steals: 3 vs. Boise State (1-17-17)
Minutes Played: 43 at San Diego State (2-6-16)

MISCELLANEOUS STATISTICS

	SEASON	CAREER
30+ Points	2	2
20+ Points	3	13
Double-Digit Scoring	19	48
10+ Rebounds	4	10
Double-Doubles	4	10
Led Team in Blocks	5	21
Led Team in Scoring	10	18
Led Team in Rebounds	13	31
Led Team in Assists	2	3
Led Team in Steals	3	3

SAMFORD/UNM CAREER STATISTICS

Season	gp-gs	min/avg	Total fg-fga pct	3-Point fg-fga pct	F-Throws ft-fa pct	Rebounds off def tot avg	pf fo ast to blk stl	Scoring pts avg
2012-13	32-30	1120/35.0	178-327 .544	0-0 .000	98-144 .681	58 170 228 7.1	67 1 25 48 35 47	454 14.2
2013-14	32-32	1057/33.0	217-360 .603	1-2 .500	129-172 .750	64 171 235 7.3	75 0 24 59 45 43	564 17.6
TOTAL	64-62	2177/34.0	395-687 .575	1-2 .500	227-316 .718	122 341 463 7.2	142 1 49 107 80 90	1018 15.9

Season	gp-gs	min/avg	Total fg-fga pct	3-Point fg-fga pct	F-Throws ft-fa pct	Rebounds off def tot avg	pf fo ast to blk stl	Scoring pts avg
2015-16	32-32	1078/33.7	215-356 .604	0-0 .000	109-163 .669	65 172 237 7.4	67 1 33 48 39 19	539 16.8
2016-17	20-20	675/33.8	140-242 .579	1-5 .200	76-106 .717	40 100 140 7.0	40 0 31 38 13 11	357 17.9
TOTAL	52-52	1753/33.7	355-598 .594	1-5 .200	185-269 .688	105 272 377 7.3	107 1 64 86 52 30	896 17.2

The 2016-17 Lobos



Connor MacDougall
6'9" - 235 lbs. - RS-Sophomore - Forward
Tempe, Ariz. (South Mountain CC)

NOTEWORTHY :

- NJCAA All-American at South Mountain CC
- Helped South Mountain finish eighth among 16 teams at NJCAA National Tournament
- Played six games for Arizona State in 2014-15
- Ranked by Fox Sports Next as the 12th best center in 2014 recruiting class

GAME-BY-GAME STATISTICS

Opponent	Date	GS	Min	FG-A	3FG-A	FT-A	O-D-TR	PF	A	TO	B	S	PTS
Idaho State	11-11-16	15	2-4	0-0	1-3	5-1-6	3	0	4	1	0	5	
Houston Baptist	11-14-16	17	2-3	0-0	0-0	0-1-1	4	0	1	0	0	4	
New Mexico State	11-18-16	7	1-2	0-0	1-2	2-0-2	5	0	1	0	0	3	
vs. Virginia Tech	11-24-16	15	2-5	0-0	1-2	0-2-2	3	0	1	0	0	5	
vs. CSUN	11-25-16	10	2-3	0-0	1-1	0-0-0	4	0	0	0	0	5	
vs. Dayton	11-27-16	9	0-2	0-0	0-0	1-0-1	0	0	0	0	0	0	
Abilene Christian	11-30-16	14	3-5	0-0	2-2	0-1-1	2	1	1	0	0	8	
at Illinois State	12-03-16	15	2-3	0-0	0-0	2-0-2	0	0	0	0	0	4	
UTEP	12-07-16	16	2-3	0-0	5-7	1-3-4	3	0	0	1	0	9	
at New Mexico S.	12-10-16	12	1-4	0-0	0-0	0-0-0	2	0	1	1	0	2	
Arkansas-Pine Bluff	12-17-16	14	0-1	0-0	10-10	4-2-6	1	0	3	0	0	10	
at Arizona	12-20-16	12	0-3	0-0	0-0	0-3-3	5	0	1	0	0	0	
Fresno State*	12-28-16	10	1-1	0-0	1-2	0-1-1	1	0	0	0	0	3	
at San Diego State*	01-01-17	8	1-4	0-0	0-0	1-2-3	1	0	2	0	0	2	
at Utah State*	01-04-17	4	0-0	0-0	2-2	0-2-2	0	0	0	0	0	2	
Nevada*	01-07-17	2	0-0	0-0	0-0	0-0-0	0	0	0	0	0	0	
UNLV*	01-10-17				DNP								
at Colorado State*	01-14-17				DNP								
at Boise State*	01-17-17				DNP								
Wyoming*	01-21-17				DNP								
Utah State*	01-24-17	10	2-4	0-0	6-6	1-1-2	3	0	0	2	0	10	
at Nevada*	01-28-17	11	1-1	0-0	4-4	1-2-3	2	0	1	0	1	6	
at UNLV*	02-01-17	6	1-1	0-0	0-0	0-0-0	1	0	0	0	0	2	
San Jose State*	02-04-17	11	2-4	0-0	0-0	1-0-1	5	0	0	0	0	4	
at Air Force*	02-08-17												
Boise State*	02-14-17												
at Fresno State*	02-18-17												
Colorado State*	02-21-17												
at Wyoming*	02-25-17												
San Diego State*	03-04-17												

SEASON HIGHS

Points: 10 (2x) Last time vs. Utah State (1-124-17)
FG: 3 vs. Abilene Christian (11-30-16)
FGA: 5 vs. Abilene Christian (11-30-16)
3FG: N/A
3FGA: N/A
FT: 10 vs. UAPB (12-17-16)
FTA: 10 vs. UAPB (12-17-16)
Rebounds: 6 (2x) Last Time vs. UAPB (12-17-16)
Assists: 1 vs. Abilene Christian (11-30-16)
Blocks: 2 vs. Utah State (1-24-17)
Steals: N/A
Minutes Played: 17 vs. Houston Baptist (11-14-16)

CAREER HIGHS

Points: 10 (2x) Last time vs. Utah State (1-124-17)
FG: 3 vs. Abilene Christian (11-30-16)
FGA: 5 vs. Abilene Christian (11-30-16)
3FG: N/A
3FGA: N/A
FT: 10 vs. UAPB (12-17-16)
FTA: 10 vs. UAPB (12-17-16)
Rebounds: 6 (2x) Last Time vs. UAPB (12-17-16)
Assists: 1 vs. Abilene Christian (11-30-16)
Blocks: 2 vs. Utah State (1-124-17)
Steals: 1 at Nevada (1-28-17)
Minutes Played: 17 vs. Houston Baptist (11-14-16)

MISCELLANEOUS STATISTICS

	SEASON	CAREER
Lead Team in Blocks	3	3
Double-Digit Scoring	2	2
Lead Team in Rebounds	1	1

CAREER STATISTICS

			Total		3-Point		F-Throws		Rebounds											Scoring	
Season	gp-gs	min/avg	fg-fga	pct	fg-fga	pct	ft-fta	pct	off	def	tot	avg	pf	fo	ast	to	blk	stl	pts	avg	
2016-17	20-0	218/10.9	25-53	.472	0-0	.000	34-41	.829	19	21	40	2.0	45	3	1	16	5	1	84	4.2	
TOTAL	20-0	218/10.9	25-53	.472	0-0	.000	34-41	.829	19	21	40	2.0	45	3	1	16	5	1	84	4.2	

2016-17 Box Scores

Official Basketball Box Score -- Game Totals -- Final Statistics Idaho State vs New Mexico 11/11/16 8 p.m. MST at WisePies Arena - The Pit

Idaho State 70 • 0-1

#	Player	Total		3-Ptr		Rebounds			PF	TP	A	TO	Blk	Stl	Min
		FG-FGA	FG-FGA	FT-FTA	FT-FTA	Off	Def	Tot							
05	JONES, Robert	f	5-6	3-4	0-0	1	2	3	4	13	2	0	0	2	21
13	TOPALOVIC, Novak	c	5-9	0-0	2-2	2	7	9	4	12	1	2	0	0	30
01	LUZCANDO, Geno	g	4-7	0-1	0-0	1	1	2	4	8	1	5	0	2	28
03	TELFAR, Edhan	g	9-23	3-7	4-7	3	9	12	4	25	10	6	0	6	40
25	CHIVICHYAN, Gary	g	0-1	0-1	0-0	0	0	0	2	0	1	0	0	0	9
11	NAKKEN, Erik	g	0-1	0-1	0-0	0	0	0	3	0	1	0	0	0	11
22	WILKINSON, Clark	g	0-0	0-0	1-2	2	0	2	1	1	0	1	0	0	3
24	LENNOX, Stephen	g	1-3	0-2	0-0	0	0	0	3	2	1	2	0	0	27
32	MOCAN, Balint	g	3-7	3-6	0-0	1	0	1	4	9	2	2	0	0	31
Team						0	0	0							
Totals			27-57	9-22	7-11	10	19	29	29	70	17	20	0	10	200

FG % 1st Half: 13-26 50.0% 2nd half: 14-31 45.2% Game: 27-57 47.4% Deadball Rebounds 1,2
3FG % 1st Half: 6-12 50.0% 2nd half: 3-10 30.0% Game: 9-22 40.9%
FT % 1st Half: 6-8 75.0% 2nd half: 1-3 33.3% Game: 7-11 63.6%

New Mexico 81 • 1-0

#	Player	Total		3-Ptr		Rebounds			PF	TP	A	TO	Blk	Stl	Min
		FG-FGA	FG-FGA	FT-FTA	FT-FTA	Off	Def	Tot							
20	LOGWOOD, Sam	f	7-10	1-2	5-5	1	2	3	2	20	4	3	0	1	32
32	WILLIAMS, Tim	f	7-11	0-0	4-7	5	6	11	2	18	0	1	0	1	31
11	AGET, Obij	c	2-3	0-0	0-0	0	3	3	1	4	0	0	3	0	20
03	HUNTER, Jordan	g	1-6	0-3	4-6	1	5	6	3	6	8	2	0	2	34
04	BROWN, Elijah	g	5-13	1-6	3-4	1	3	4	3	14	4	6	0	1	30
01	UGUAK, Aher	g	0-1	0-0	0-0	1	0	1	0	0	1	0	0	0	7
05	HARRIS, Jalen	g	0-0	0-0	0-0	0	0	0	4	0	2	0	0	1	5
21	ADAMS, Xavier	g	2-4	0-0	2-4	2	1	3	1	6	0	1	0	0	14
24	JEFFERSON, Damien	g	1-5	0-3	0-1	0	0	0	0	2	1	0	0	0	8
31	MATHIS, Anthony	g	1-2	1-2	3-3	0	0	0	1	6	0	0	0	0	4
55	MACDOUGALL, Connor	g	2-4	0-0	1-3	5	1	6	3	5	0	4	1	0	15
Team						2	0	2							
Totals			28-59	3-16	22-33	18	21	39	20	81	19	18	4	6	200

FG % 1st Half: 10-30 33.3% 2nd half: 18-29 62.1% Game: 28-59 47.5% Deadball Rebounds 3,2
3FG % 1st Half: 2-11 18.2% 2nd half: 1-5 20.0% Game: 3-16 18.8%
FT % 1st Half: 10-16 62.5% 2nd half: 12-17 70.6% Game: 22-33 66.7%

Officials: Larry Spaulding, Brent Meaux, Ryan McDaniel
Technical fouls: Idaho State-TOPALOVIC, Novak; WILKINSON, Clark. New Mexico-ADAMS, Xavier; AGET, Obij.
Attendance: 11293

Score by periods	1st	2nd	Total
Idaho State	38	32	70
New Mexico	32	49	81

Last FG - ISU 2nd-01:45, NM 2nd-01:04.
Largest lead - ISU by 10 1st-12:10, NM by 12 2nd-06:34.
ISU led for 21:32. NM led for 17:11. Game was tied for 01:17.

Score tied - 2 times.
Lead changed - 8 times.

Official Basketball Box Score -- Game Totals -- Final Statistics Houston Baptist vs New Mexico 11/14/16 7 p.m. MST at WisePies Arena - The Pit

Houston Baptist 79 • 0-2

#	Player	Total		3-Ptr		Rebounds			PF	TP	A	TO	Blk	Stl	Min
		FG-FGA	FG-FGA	FT-FTA	FT-FTA	Off	Def	Tot							
05	Lasher, Colter	f	7-17	5-12	0-0	1	2	3	2	19	4	2	0	1	33
11	Russell, Alif	f	4-9	1-3	2-4	2	3	5	3	11	3	1	0	2	27
44	Ibarra, Josh	c	1-6	0-0	4-6	1	1	2	5	6	0	0	0	1	22
13	Chukwuekwu, Reveal	g	3-8	1-4	0-0	0	4	4	3	7	0	0	0	0	26
20	Bonds, Braxton	g	4-4	0-0	3-6	2	3	5	5	11	3	1	0	2	25
02	Weber, Jalen	g	4-7	3-4	2-2	0	1	1	2	13	2	1	0	0	21
03	Cantwell, Asa	g	0-1	0-1	0-0	0	0	0	2	0	0	2	0	0	10
04	Stetler, Cody	g	0-1	0-0	0-0	1	1	2	5	0	0	2	0	1	10
22	Gates, Jalon	g	3-4	3-4	1-1	0	0	0	0	10	1	0	0	0	10
23	Fountain, Alex	g	1-6	0-2	0-0	2	0	2	4	2	2	3	0	0	16
Team						1	0	1							
Totals			27-63	13-30	12-19	10	15	25	31	79	15	12	0	7	200

FG % 1st Half: 13-34 38.2% 2nd half: 14-29 48.3% Game: 27-63 42.9% Deadball Rebounds 4
3FG % 1st Half: 3-15 20.0% 2nd half: 10-15 66.7% Game: 13-30 43.3%
FT % 1st Half: 2-2 100.0 2nd half: 10-17 58.8% Game: 12-19 63.2%

New Mexico 95 • 2-0

#	Player	Total		3-Ptr		Rebounds			PF	TP	A	TO	Blk	Stl	Min
		FG-FGA	FG-FGA	FT-FTA	FT-FTA	Off	Def	Tot							
20	LOGWOOD, Sam	f	3-5	1-2	2-2	0	6	6	1	9	2	0	0	1	26
32	WILLIAMS, Tim	f	10-11	0-0	11-12	2	9	11	1	31	1	3	0	0	33
11	AGET, Obij	c	0-1	0-0	2-2	0	1	1	1	2	1	0	0	0	17
03	HUNTER, Jordan	g	2-3	1-2	4-4	1	4	5	2	9	2	1	0	1	17
04	BROWN, Elijah	g	1-8	0-5	4-4	0	2	2	1	6	5	4	0	2	28
01	UGUAK, Aher	g	2-3	1-1	0-0	0	1	1	2	5	1	0	0	2	14
05	HARRIS, Jalen	g	4-4	1-1	4-6	0	1	1	1	13	4	3	0	1	23
21	ADAMS, Xavier	g	2-2	0-0	7-10	0	1	1	2	11	0	0	0	1	13
24	JEFFERSON, Damien	g	2-5	0-1	1-2	0	2	2	1	5	3	0	0	1	11
31	MATHIS, Anthony	g	0-0	0-0	0-0	0	0	0	0	0	0	0	0	0	1
55	MACDOUGALL, Connor	g	2-3	0-0	0-0	0	1	1	4	4	0	1	0	0	17
Team						1	1	2							
Totals			28-45	4-12	35-42	4	29	33	16	95	19	13	1	8	200

FG % 1st Half: 18-25 72.0% 2nd half: 10-20 50.0% Game: 28-45 62.2% Deadball Rebounds 5
3FG % 1st Half: 2-6 33.3% 2nd half: 2-6 33.3% Game: 4-12 33.3%
FT % 1st Half: 12-12 100.0 2nd half: 23-30 76.7% Game: 35-42 83.3%

Officials: Bob Staffen, Doran Gotschall, Eric Anderson
Technical fouls: Houston Baptist-None. New Mexico-None.
Attendance: 10456

Score by periods	1st	2nd	Total
Houston Baptist	31	48	79
New Mexico	50	45	95

Last FG - HBU 2nd-01:09, NM 2nd-00:50.
Largest lead - HBU None, NM by 20 1st-01:58.
HBU led for 00:00. NM led for 39:20. Game was tied for 00:40.

Score tied - 1 time.
Lead changed - 0 times.

Official Basketball Box Score -- Game Totals -- Final Statistics New Mexico State vs New Mexico 11/18/16 7 p.m. MST at WisePies Arena - The Pit

New Mexico State 59 • 2-2

#	Player	Total		3-Ptr		Rebounds			PF	TP	A	TO	Blk	Stl	Min
		FG-FGA	FG-FGA	FT-FTA	FT-FTA	Off	Def	Tot							
11	Wilkins, Johnathon	f	0-0	0-0	0-0	0	0	0	5	0	0	1	0	0	10
22	Chuha, Eli	f	0-3	0-0	2-3	3	2	5	2	2	1	1	0	1	26
35	Pennie, Jalyn	f	2-4	2-3	0-0	3	2	5	2	6	1	1	1	1	18
04	Baker, Ian	g	8-17	4-8	5-8	0	1	1	2	25	1	3	0	3	33
13	N'Dir, Sidy	g	5-13	0-4	4-5	0	3	3	5	14	3	5	0	0	34
02	Haley, Jermaine	g	0-2	0-2	0-0	2	1	3	2	0	0	1	0	0	13
01	Huggins, Braxton	g	1-2	1-2	0-0	0	0	0	0	3	1	1	1	0	13
03	Ellis, Chancellor	g	0-1	0-1	0-0	0	0	0	0	1	0	1	0	0	3
10	Jones, Jemerrio	g	0-3	0-1	0-0	0	4	4	3	0	0	3	0	1	10
21	Bhullar, Tanveer	g	3-5	0-0	3-5	4	6	10	4	9	2	1	0	0	25
24	Taylor, Matt	g	0-3	0-3	0-0	1	1	2	3	0	0	0	2	1	15
Team						0	2	2							
Totals			19-53	7-24	14-21	13	22	35	29	59	10	20	4	7	200

FG % 1st Half: 11-25 44.0% 2nd half: 8-28 28.6% Game: 19-53 35.8% Deadball Rebounds 2
3FG % 1st Half: 4-11 36.4% 2nd half: 3-13 23.1% Game: 7-24 29.2%
FT % 1st Half: 4-7 57.1% 2nd half: 10-14 71.4% Game: 14-21 66.7%

New Mexico 72 • 3-0

#	Player		Total		3-Ptr		Rebounds			PF	TP	A	TO	Blk	Stl	Min
			FG-FGA	FG-FGA	FT-FTA	Off	Def	Tot								
20	LOGWOOD, Sam	f	5-7	0-0	2-4	0	4	4	0	12	4	2	0	0	0	29
32	WILLIAMS, Tim	f	5-11	0-0	10-13	1	3	4	1	20	0	2	0	0	0	35
11	AGET, Obij	c	1-3	0-0	0-0	1	1	2	5	2	1	0	3	1	0	24
03	HUNTER, Jordan	g	1-2	0-1	0-0	1	2	3	2	2	2	2	0	0	0	25
04	BROWN, Elijah	g	6-17	1-7	6-8	0	8	8	1	19	2	2	0	1	0	34
01	UGUAK, Aher		0-1	0-0	0-0	1	0	1	0	0	0	0	0	0	0	3
05	HARRIS, Jalen		0-2	0-0	0-0	0	3	3	2	0	1	2	0	2	0	15
21	ADAMS, Xavier		0-1	0-1	0-0	0	0	0	0	0	0	0	0	1	0	3
23	FURSTINGER, Joe		2-2	0-0	3-5	2	1	3	3	7	0	0	0	0	0	12
24	JEFFERSON, Damien		3-6	0-1	1-5	1	1	2	4	7	0	1	0	4	0	13
55	MACDOUGALL, Connor		1-2	0-0	1-2	2	0	2	5	3	0	1	0	0	0	7
	Team					6	2	8								
Totals			24-54	1-10	23-37	15	25	40	23	72	10	12	3	9	200	

2016-17 Box Scores

Official Basketball Box Score -- Game Totals -- Final Statistics
CSUN vs New Mexico
11/25/16 12:00 PM at Titan Gym (Fullerton, Calif.)

CSUN 89 • 2-4

#	Player	Total		3-Ptr	Rebounds			PF	TP	A	TO	Blk	Stl	Min
		FG-FGA	FG-FGA		Off	Def	Tot							
02	Lubin, Rakim	f	5-8	0-0	6-7	2	7	9	5	16	0	7	0	25
45	Johns, Dylan	c	0-0	0-0	0-1	2	0	2	2	0	1	2	0	17
00	Smith, Kendall	g	2-8	0-2	8-8	2	1	3	4	12	8	7	0	28
03	Johnson, Darin	g	8-11	5-5	1-1	1	5	6	2	22	0	0	0	33
22	Parks, Aaron	g	7-11	2-4	4-6	4	2	6	2	20	5	0	0	23
01	Warren, Micheal	g	1-4	0-2	0-0	0	0	0	3	2	0	3	0	18
04	Dawson, Tavron	g	4-9	0-3	5-6	2	2	4	4	13	1	1	0	28
05	Kaba-Camara, Mahama	g	0-0	0-0	0-0	0	0	0	1	0	0	0	0	5
10	Richardson, Jason	g	0-0	0-0	0-0	0	0	0	0	0	0	0	0	0+
23	Wilbut, Jeron	g	1-3	0-1	0-0	0	0	0	0	2	0	1	0	4
24	Theus Jr., Reggie	g	1-2	0-0	0-0	0	0	0	3	2	0	0	0	9
Team														
Totals		29-56	7-17	24-29	13	18	31	26	89	15	21	1	5	200

FG % 1st Half: 16-30 53.3% 2nd half: 13-26 50.0% Game: 29-56 51.8%
3FG % 1st Half: 4-8 50.0% 2nd half: 3-9 33.3% Game: 7-17 41.2%
FT % 1st Half: 9-11 81.8% 2nd half: 15-18 83.3% Game: 24-29 82.8%

Deadball
Rebounds
2

New Mexico 105 • 4-1

#	Player	Total		3-Ptr	Rebounds			PF	TP	A	TO	Blk	Stl	Min
		FG-FGA	FG-FGA		Off	Def	Tot							
32	WILLIAMS, Tim	f	7-12	0-0	7-7	2	4	6	2	21	2	2	1	36
11	AGET, Obij	c	6-6	0-0	4-5	1	1	2	4	16	1	0	0	19
04	HUNTER, Jordan	g	2-5	1-1	4-4	0	1	1	2	9	4	1	0	20
03	BROWN, Elijah	g	7-11	3-5	4-6	1	2	3	3	21	7	4	0	28
20	LOGWOOD, Sam	g	5-6	0-0	3-4	0	0	0	3	13	1	0	1	29
01	UGUAK, Aher	g	1-1	0-0	0-2	0	0	0	0	2	0	0	0	9
05	HARRIS, Jalen	g	2-2	0-0	0-0	0	1	1	0	4	0	1	0	11
14	KUIPER, Dane	g	0-1	0-0	0-0	0	0	0	0	0	0	0	0	2
21	ADAMS, Xavier	g	1-2	0-0	4-4	0	3	3	1	6	0	0	0	6
23	FURSTINGER, Joe	g	3-3	0-0	0-0	1	0	1	2	6	0	0	0	8
24	JEFFERSON, Damien	g	1-5	0-1	0-0	1	4	5	1	2	3	3	0	12
55	MACDOUGALL, Connor	g	2-3	0-0	1-1	0	0	0	4	5	0	0	0	10
Team														
Totals		37-57	4-7	27-33	6	17	23	22	105	18	11	3	9	200

FG % 1st Half: 20-29 69.0% 2nd half: 17-28 60.7% Game: 37-57 64.9%
3FG % 1st Half: 3-4 75.0% 2nd half: 1-3 33.3% Game: 4-7 57.1%
FT % 1st Half: 11-13 84.6% 2nd half: 16-20 80.0% Game: 27-33 81.8%

Deadball
Rebounds
2

Officials: Tony Padilla, Donnie Eppley, Michael Irving
Technical fouls: CSUN-None. New Mexico-None.
Attendance: 105
Game 5 of the 2016 Wooden Legacy
105 points sets new Wooden single game points record

Score by periods	1st	2nd	Total
CSUN	45	44	89
New Mexico	54	51	105

Points	In	Off	2nd	Fast	Bench
CSUN	28	13	22	0	19
NM	50	26	12	8	25

Last FG - CSUN 2nd-03:44, NM 2nd-00:13.
Largest lead - CSUN by 2 1st-10:31, NM by 16 2nd-00:13.
CSUN led for 00:17. NM led for 36:50. Game was tied for 02:53.

Score tied - 5 times.
Lead changed - 2 times.

Official Basketball Box Score -- Game Totals -- Final Statistics
New Mexico vs Dayton
11/27/16 11:00 AM at Honda Center (Anaheim, Calif.)

New Mexico 57 • 4-2

#	Player	Total		3-Ptr	Rebounds			PF	TP	A	TO	Blk	Stl	Min
		FG-FGA	FG-FGA		Off	Def	Tot							
20	LOGWOOD, Sam	f	0-3	0-0	3-4	0	2	2	1	3	1	2	0	19
32	WILLIAMS, Tim	f	7-13	0-0	2-3	0	5	5	1	16	2	3	1	38
11	AGET, Obij	c	1-1	0-0	0-0	2	1	3	1	2	0	0	0	9
03	HUNTER, Jordan	g	2-7	2-4	0-0	0	3	3	2	6	1	3	0	27
04	BROWN, Elijah	g	4-14	3-8	5-5	0	5	5	1	16	3	3	0	32
01	UGUAK, Aher	g	0-0	0-0	0-0	0	0	0	1	0	0	0	0	2
05	HARRIS, Jalen	g	0-0	0-0	0-0	0	0	0	2	0	1	1	0	13
14	KUIPER, Dane	g	1-2	1-1	0-0	0	2	2	4	3	2	1	0	11
21	ADAMS, Xavier	g	0-1	0-0	0-0	0	1	1	2	0	0	1	0	1
23	FURSTINGER, Joe	g	1-1	0-0	0-0	0	1	1	3	2	1	0	1	9
24	JEFFERSON, Damien	g	4-5	1-1	0-1	0	6	6	2	9	0	2	0	12
55	MACDOUGALL, Connor	g	0-2	0-0	0-0	1	0	1	0	0	0	0	0	9
Team														
Totals		20-49	7-14	10-13	5	28	33	20	57	11	16	2	3	200

FG % 1st Half: 8-24 33.3% 2nd half: 12-25 48.0% Game: 20-49 40.8%
3FG % 1st Half: 5-9 55.6% 2nd half: 2-5 40.0% Game: 7-14 50.0%
FT % 1st Half: 4-5 80.0% 2nd half: 6-8 75.0% Game: 10-13 76.9%

Deadball
Rebounds
1

Dayton 64 • 4-2

#	Player	Total		3-Ptr	Rebounds			PF	TP	A	TO	Blk	Stl	Min
		FG-FGA	FG-FGA		Off	Def	Tot							
02	MILLER, Sam	f	1-6	1-3	0-0	2	4	6	3	3	0	0	1	30
33	MIKESSELL, Ryan	f	2-6	0-1	3-5	1	4	5	3	7	1	2	0	22
03	DAVIS, Kyle	g	5-8	1-4	1-3	1	2	3	2	12	2	0	1	34
04	COOKE, Charles	g	4-11	0-2	4-6	1	5	6	1	12	5	2	0	28
11	SMITH, Scoochie	g	5-9	2-5	0-0	0	2	2	3	12	3	1	0	29
01	DAVIS, Darrell	g	1-5	1-4	2-2	0	3	3	2	5	0	1	0	12
15	CROSSBY, John	g	1-2	0-0	2-3	0	4	4	1	4	2	1	0	16
20	WILLIAMS, Xeyrius	g	3-7	1-3	2-2	1	2	3	1	9	1	2	1	29
Team														
Totals		22-54	6-22	14-21	9	26	35	16	64	14	9	3	7	200

FG % 1st Half: 12-28 42.9% 2nd half: 10-26 38.5% Game: 22-54 40.7%
3FG % 1st Half: 2-12 16.7% 2nd half: 4-10 40.0% Game: 6-22 27.3%
FT % 1st Half: 5-10 50.0% 2nd half: 9-11 81.8% Game: 14-21 66.7%

Deadball
Rebounds
2

Officials: Mike Scypcher, Earl Walton, Jason Baker
Technical fouls: New Mexico-None. Dayton-None.
Attendance: 105
Game 9 of the 2016 Wooden Legacy
5th Place Game

Score by periods	1st	2nd	Total
New Mexico	25	32	57
Dayton	31	33	64

Points	In	Off	2nd	Fast	Bench
NM	18	7	4	0	14
UD	22	25	13	10	18

Last FG - NM 2nd-01:08, UD 2nd-00:08.
Largest lead - NM by 1 2nd-01:08, UD by 13 1st-04:44.
NM led for 00:23. UD led for 37:32. Game was tied for 02:05.

Score tied - 1 time.
Lead changed - 2 times.

Official Basketball Box Score -- Game Totals -- Final Statistics
Abilene Christian vs New Mexico
11/30/16 7 p.m. MST at WisePies Arena - The Pit

Abilene Christian 55 • 3-3

#	Player	Total		3-Ptr	Rebounds			PF	TP	A	TO	Blk	Stl	Min
		FG-FGA	FG-FGA		Off	Def	Tot							
01	Lewis, Jaren	f	6-13	1-2	3-4	1	5	6	4	16	1	6	0	31
23	Howell, Hayden	f	2-3	0-0	0-0	2	3	5	4	4	1	1	0	12
04	Cnic, Jovan	g	0-7	0-7	1-2	1	2	3	0	1	2	1	0	26
05	Ricks, Payten	g	0-1	0-1	0-0	0	0	0	0	2	3	0	1	18
11	Green, Drake	g	3-7	3-6	0-0	0	3	3	2	9	2	0	0	25
03	Langston, Diamante	g	0-0	0-0	0-0	0	1	1	3	0	2	0	0	21
10	Tripp, Isaiah	g	2-5	1-3	0-0	0	1	1	1	5	0	0	0	27
14	Lenox, Trey	g	0-0	0-0	0-0	0	1	1	0	0	0	0	0	4
15	Farquhar, Hayden	g	2-6	0-1	0-0	1	0	1	2	4	2	0	0	11
21	Friday, Jalone	g	5-6	3-4	3-4	1	3	4	4	16	0	1	2	25
Team														
Totals		20-48	8-24	7-10	6	22	28	20	55	13	14	2	3	200

FG % 1st Half: 11-27 40.7% 2nd half: 9-21 42.9% Game: 20-48 41.7%
3FG % 1st Half: 3-11 27.3% 2nd half: 5-13 38.5% Game: 8-24 33.3%
FT % 1st Half: 3-4 75.0% 2nd half: 4-6 66.7% Game: 7-10 70.0%

Deadball
Rebounds
1

New Mexico 64 • 5-2

#	Player		Total			3-Ptr			Rebounds			PF	TP	A	TO	Blk	Stl	Min
			FG-FGA	FG-FGA	FT-FTA	Off	Def	Tot										
14	KUIPER, Dane	f	0-4	0-2	4-4	2	0	2	0	4	2	1	0	1	16			
32	WILLIAMS, Tim	f	3-4	0-0	2-3	0	0	0	2	8	1	2	0	1	16			
11	AGET, Obij	c	4-6	0-0	4-5	2	3	5	1	12	0	0	0	0	18			
03	HUNTER, Jordan	f	0-2	0-0	0-0	0	2	2	1	0	1	1	0	0	22			
04	BROWN, Elijah	g	5-12	2-4	1-3	0	9	9	1	13	2	0	0	2	32			
01	UGUAK, Aher	f	0-1	0-1	0-0	0	0	0	0	0	1	0	0	0	10			
05	HARRIS, Jalen	f	1-2	0-1	0-0	0	0	0	0	2	2	0	0	0	18			
21	ADAMS, Xavier	f	3-4	0-0	4-6	2	3	5	1	10	0	2	0	0	20			
23	FURSTINGER, Joe	f	2-2	0-0	0-0	0	4	4	0	4	0	1	0	1	13			
24	JEFFERSON, Damien	f	1-5	0-2	1-2	0	0	2	2	1	3	2	1	0	18			
31	MATHIS, Anthony	f	0-1	0-1	0-0	0	0	0	0	0	0	0	0	0	3			
55	MACDOUGALL, Connor	f	3-5	0-0	2-2	0	1	1	2	8	1	1	0	0	14			
	Team					0	3	3										
	Totals		22-48	2-11	18-25	9	24	33	9	64	16	8	1	4	200			

2016-17 Box Scores

Official Basketball Box Score -- Game Totals -- Final Statistics UTEP vs New Mexico 12/07/16 7 p.m. MT at WisePies Arena - The Pit

UTEP 77 • 2-5

#	Player		Total		3-Ptr		Rebounds			PF	TP	A				Min
			FG-FGA	FG-FGA	FT-FTA	Off	Def	Tot	To			Blk	Stl			
11	FLAGGERT, Jake	f	0-2	0-1	0-0	0	1	1	5	0	3	1	0	1	22	
22	THOMAS, Paul	f	3-4	0-0	0-0	1	0	1	4	6	1	1	0	0	13	
41	WILLMS, Matt	c	0-3	0-0	1-2	2	2	4	3	1	2	3	0	0	31	
02	HARRIS, Omega	g	7-16	4-10	4-4	0	3	3	22	1	0	2	2	38		
15	ARTIS, Dominic	g	5-13	3-5	0-1	1	3	4	3	13	12	3	0	5	38	
05	BARNES, Chris		0-0	0-0	0-0	0	0	0	0	0	0	0	0	0	1	
13	VENEGAS, Ivan		1-1	0-0	0-0	1	0	1	0	2	0	0	0	0	3	
21	TOUCHET, Trey		1-6	1-5	1-2	0	2	2	0	4	2	0	0	1	15	
23	BARRETT, Deon		8-9	7-8	2-2	1	1	2	1	25	3	0	0	0	19	
54	JONES, Kelvin		2-4	0-0	0-3	1	5	6	5	4	0	2	2	0	20	
	Team					1	1	2			1					
	Totals		27-58	15-29	8-14	8	18	26	24	77	22	13	6	9	200	

FG % 1st Half: 14-33 42.4% 2nd half: 13-25 52.0% Game: 27-58 46.6%
3FG % 1st Half: 6-14 42.9% 2nd half: 9-15 60.0% Game: 15-29 51.7%
FT % 1st Half: 5-9 55.6% 2nd half: 3-5 60.0% Game: 8-14 57.1%

Deadball
Rebounds
2,1

New Mexico 78 • 6-3

#	Player	Total		3-Ptr		Rebounds			PF	TP	A TO Blk Stl				Min
		FG-FGA	FG-FGA	FT-FTA	Off Def Tot	PF	TP	A TO Blk Stl							
20	LOGWOOD, Sam	f	4-7	1-2	2-4	1	1	2	0	11	6	1	0	0	27
23	FURSTINGER, Joe	f	2-4	0-0	2-2	0	3	3	3	6	0	2	1	1	25
11	AGET, Obj	c	4-5	0-0	1-2	1	3	4	0	9	0	0	1	1	24
03	HUNTER, Jordan	g	4-6	2-3	0-0	0	4	4	2	10	6	3	0	0	33
04	BROWN, Elijah	g	8-13	3-7	6-11	0	6	6	0	25	0	3	0	2	35
05	HARRIS, Jalen		0-0	0-0	0-0	1	1	2	0	1	2	0	0	0	7
14	KUIPER, Dane		1-1	1-1	1-2	0	3	3	1	4	0	1	0	1	6
21	ADAMS, Xavier		0-3	0-1	4-4	1	1	2	2	4	0	0	0	1	15
24	JEFFERSON, Damien		0-2	0-0	0-0	0	0	0	1	0	2	0	0	0	8
31	MATHIS, Anthony		0-0	0-0	0-0	0	1	1	0	0	0	0	0	0	4
55	MACDOUGALL, Connor		2-3	0-0	5-7	1	3	4	3	9	0	0	1	0	16
	Team					1	0	1			1				
	Totals		25-44	7-14	21-32	5	26	31	14	78	13	15	3	6	200

FG % 1st Half: 15-27 55.6% 2nd half: 10-17 58.8% Game: 25-44 56.8%
3FG % 1st Half: 6-11 54.5% 2nd half: 3-13 33.3% Game: 7-14 50.0%
FT % 1st Half: 11-14 78.6% 2nd half: 10-18 55.6% Game: 21-32 65.6%

Deadball
Rebounds
6,1

Officials: John Higgins, Chris Rastatter, Gerry Pollard
Technical fouls: UTEP-None, New Mexico-None.
Attendance: 11838

Score by periods	1st	2nd	Total
UTEP	39	38	77
New Mexico	47	31	78

Points	In	Off	2nd	Fast	Bench
UTEP	16	20	13	14	35
New Mexico	24	14	7	8	17

Last FG - UTEP 2nd-00:30, NM 2nd-00:05.
Largest lead - UTEP by 4 2nd-05:19, NM by 21 1st-12:07.
UTEP led for 04:51, NM led for 31:02. Game was tied for 04:07.

Score tied - 4 times.
Lead changed - 6 times.

Official Basketball Box Score -- Game Totals -- Final Statistics New Mexico vs New Mexico State 12/10/16 7:30 p.m. at Pan American Center

New Mexico 71 • 6-4, 0-0 MWC

#	Player	Total		3-Ptr		Rebounds			PF	TP	A TO Blk Stl				Min
		FG-FGA	FG-FGA	FT-FTA	Off Def Tot	PF	TP	A TO Blk Stl							
20	LOGWOOD, Sam	f	0-2	0-0	0-0	1	1	2	1	0	0	2	0	0	11
32	WILLIAMS, Tim	f	6-9	0-0	3-5	4	4	8	3	15	0	3	0	1	33
11	AGET, Obj	c	1-2	0-0	1-2	1	4	5	3	3	0	0	1	0	18
03	HUNTER, Jordan	g	1-3	0-1	0-0	1	1	2	1	2	0	0	0	0	12
04	BROWN, Elijah	g	5-14	1-9	7-9	0	2	2	3	18	3	3	0	2	30
05	HARRIS, Jalen		2-6	0-1	1-3	0	1	1	3	5	3	2	0	1	29
14	KUIPER, Dane		6-9	3-5	0-0	1	2	3	4	15	2	2	0	2	23
21	ADAMS, Xavier		1-3	0-0	0-0	0	1	1	1	2	0	0	0	0	10
23	FURSTINGER, Joe		0-1	0-0	0-0	1	0	1	5	0	1	0	0	0	7
24	JEFFERSON, Damien		3-5	0-1	3-4	0	1	1	1	9	0	0	0	0	15
55	MACDOUGALL, Connor		1-4	0-0	0-0	0	0	0	2	2	0	1	1	0	12
	Team					1	2	3							
	Totals		26-58	4-17	15-23	10	19	29	27	71	8	14	2	6	200

FG % 1st Half: 10-25 40.0% 2nd half: 16-33 48.5% Game: 26-58 44.8%
3FG % 1st Half: 1-6 16.7% 2nd half: 3-11 27.3% Game: 4-17 23.5%
FT % 1st Half: 5-7 71.4% 2nd half: 10-16 62.5% Game: 15-23 65.2%

Deadball
Rebounds
2

New Mexico State 84 • 8-2, 0-0 WAC

#	Player	Total		3-Ptr		Rebounds			PF	TP	A TO Blk Stl				Min
		FG-FGA	FG-FGA	FT-FTA	Off Def Tot	PF	TP	A TO Blk Stl							
11	Wilkins, Johnathon	f	2-3	0-0	0-0	2	0	2	3	4	0	2	1	0	17
22	Chuha, Eli	f	5-10	0-0	2-4	5	9	14	2	12	2	1	1	1	30
01	Haley, Jermaine	g	1-2	1-1	1-2	1	3	4	2	4	2	1	0	0	30
02	Huggins, Braxton	g	4-10	4-8	2-4	0	4	4	5	14	2	3	0	0	20
04	Baker, Ian	g	8-16	4-10	6-7	0	3	3	1	26	3	2	0	4	34
10	Jones, Jemario		4-6	1-1	6-10	3	7	10	3	15	3	3	2	1	31
15	Garza, Joe		1-3	0-1	4-4	0	1	1	2	6	0	0	0	0	22
24	Taylor, Matt		1-1	1-1	0-0	0	0	0	5	3	1	4	0	1	15
35	Pennie, Jalyn		0-0	0-0	0-0	0	0	0	0	0	0	0	0	0	1
	Team					0	1	1							
	Totals		26-51	11-22	21-31	11	28	39	23	84	13	18	4	7	200

FG % 1st Half: 17-29 58.6% 2nd half: 9-22 40.9% Game: 26-51 51.0%
3FG % 1st Half: 6-12 50.0% 2nd half: 5-10 50.0% Game: 11-22 50.0%
FT % 1st Half: 3-4 75.0% 2nd half: 18-27 66.7% Game: 21-31 67.7%

Officials: Mike Reed, Larry Spaulding, Shawn Lehigh
Technical fouls: New Mexico-JEFFERSON, Damien, New Mexico State-Jones, Jemario.
Attendance: 6298

Score by periods	1st	2nd	Total
New Mexico	26	45	71
New Mexico State	43	41	84

Points	In	Off	2nd	Fast	Bench
New Mexico	38	20	10	6	33
New Mexico State	26	24	9	2	24

Last FG - NM 2nd-00:33, NMSU 2nd-01:11.
Largest lead - NM None, NMSU by 17 1st-01:18.
NM led for 00:00, NMSU led for 38:28. Game was tied for 01:32.

Score tied - 1 time.
Lead changed - 0 times.

Official Basketball Box Score -- Game Totals -- Final Statistics Arkansas-Pine Bluff vs New Mexico 12/17/16 6:05 p.m. at WisePies Arena - The Pit/Bob King Court

Arkansas-Pine Bluff 43 • 1-11

#	Player	Total		3-Ptr		Rebounds			PF	TP	A TO Blk Stl				Min
		FG-FGA	FG-FGA	FT-FTA	Off Def Tot	PF	TP	A TO Blk Stl							
15	Trent Steen	f	5-9	0-0	1-1	0	0	0	5	11	0	3	1	3	20
30	Deshon Bayless	f	0-6	0-2	0-0	0	2	2	3	0	0	0	0	3	15
52	David Tillman	c	0-1	0-0	0-0	0	0	0	2	0	0	1	1	0	9
10	Jaquan Lynch	g	3-10	2-4	1-1	0	0	0	3	9	2	2	0	2	32
04	Ghiavonni Robinson	g	4-14	3-9	1-1	1	3	4	1	12	0	2	0	1	29
11	Charles Jackson		0-1	0-1	0-0	0	0	0	2	0	0	0	0	0	5
03	Kennedy McKinney		0-2	0-0	0-0	0	6	0	1	0	2	3	0	1	17
12	Marquis Cunningham		0-2	0-0	0-0	1	0	1	2	0	2	1	1	0	11
13	JoeRandle Toliver		1-4	1-3	0-0	0	2	2	2	3	2	6	0	4	22
21	Artavious McDyess		0-0	0-0	0-0	1	0	1	1	0	0	2	1	1	14
22	Khalid Campbell		0-0	0-0	0-0	0	0	0	0	0	0	0	0	0	4
35	Travon Harper		2-8	0-2	4-7	1	3	4	4	8	0	1	0	2	22
	Team					4	3	7			1				
	Totals		15-57	6-21	7-10	8	13	21	26	43	8	22	4	17	200

FG % 1st Half: 3-24 12.5% 2nd half: 12-33 36.4% Game: 15-57 26.3%
3FG % 1st Half: 1-9 11.1% 2nd half: 5-12 41.7% Game: 6-21 28.6%
FT % 1st Half: 4-5 80.0% 2nd half: 3-5 60.0% Game: 7-10 70.0%

Deadball
Rebounds
1

New Mexico 83 • 7-4

#	Player	Total		3-Ptr		Rebounds			PF	TP	A TO Blk Stl				Min
		FG-FGA	FG-FGA	FT-FTA	Off	Def	Tot	A			TO	Blk	Stl		
23	FURSTINGER, Joe	f	0-2	0-0	5-6	1	3	4	2	5	1	1	4	1	20
32	WILLIAMS, Tim	f	7-10	0-0	5-5	0	4	4	4	19	1	1	0	0	20
01	UGUAK, Aher	g	0-2	0-1	5-6	1	2	3	0	5	2	5	0	1	17
05	HARRIS, Jalen	g	1-4	0-1	0-0	0	2	2	2	2	4	0	0	2	25
14	KUIPER, Dane	g	5-9	3-6	1-1	1	3	4	1	14	3	3	1	2	25
03	HUNTER, Jordan		2-2	2-2	2-2	0	2	2	1	8	0	2	0	2	13
04	BROWN, Elijah		1-4	1-3	4-4	0	2	2	0	7	3	2	0	1	16
11	AGET, Obi		2-3	0-0	0-0	0	1	1	0	4	1	0	2	0	9
20	LOGWOOD, Sam		0-4	0-2	3-4	3	3	6	1	5	2	2	0	4	19
21	ADAMS, Xavi		1-2	0-0	2-2	1	4	5	1	1	1	1	1	1	18
30	CUMBER, Adam		0-0	0-0	0-0	0	0	0	0	0	0	0	0	2	2
31	MATHIS, Anthony		0-2	0-0	0-0	0	2	2	0	0	0	1	0	0	4
55	MACDOUGALL, Connor		0-1	0-0	10-10	4	2	6	1	10	0	3	0	0	14
	Team					1	1	2				1			
	Totals		20-45	6-17	37-40	12	32	44	13	83	18	22	8	16	200

2016-17 Box Scores

Official Basketball Box Score -- Game Totals -- Final Statistics															
Fresno State vs New Mexico															
12/28/16 7 p.m. MT at WisePies Arena - The Pit															
Fresno State 73 • 8-5, 0-1 MW															
#	Player	Total			Rebounds			PF	TP	A	TO	Blk	Stl	Min	
		FG-FGA	FG-FGA	FT-FTA	Off	Def	Tot								
04	EDO, Karachi	f	6-12	1-1	2-2	2	4	6	2	15	1	1	2	30	
13	RUSSO, Cullen	f	6-12	0-1	0-0	1	4	5	3	12	2	2	0	31	
01	HOPKINS, Jaron	g	6-11	0-0	2-4	1	3	4	3	14	2	5	0	38	
03	WATSON, Paul	g	4-10	1-5	1-2	0	3	3	4	10	2	4	1	32	
05	TAYLOR, Jahmel	g	6-11	3-6	2-2	2	5	7	3	17	3	0	0	34	
11	WILLIAMS, Bryson		0-0	0-0	0-2	0	0	0	0	0	1	0	0	4	
20	BITTNER, Sam		0-0	0-0	0-0	0	0	0	0	0	0	0	0	1	
21	TAYLOR, Deshon		1-4	1-3	0-0	1	2	3	3	3	1	1	0	17	
34	CARTER II, Terrell		1-2	0-0	0-0	0	1	1	4	2	0	1	0	13	
	Team					1	3	4							
	Totals		30-62	6-16	7-12	8	25	33	22	73	12	14	3	200	
FG % 1st Half: 15-30 50.0% 2nd half: 15-32 46.9% Game: 30-62 48.4%															
3FG % 1st Half: 4-9 44.4% 2nd half: 2-7 28.6% Game: 6-16 37.5%															
FT % 1st Half: 0-2 0.0% 2nd half: 7-10 70.0% Game: 7-12 58.3%															
Deadball Rebounds 2															
New Mexico 78 • 8-5, 1-0 MW															
#	Player	Total			Rebounds			PF	TP	A	TO	Blk	Stl	Min	
		FG-FGA	FG-FGA	FT-FTA	Off	Def	Tot								
20	LOGWOOD, Sam	f	0-4	0-0	1-2	1	5	6	1	1	0	3	0	1	28
32	WILLIAMS, Tim	f	7-15	0-1	4-6	2	5	7	0	18	4	0	0	2	33
11	AGET, Obij	c	6-8	0-0	0-0	2	4	6	4	12	1	2	1	23	
05	HARRIS, Jalen	g	2-4	0-0	5-6	0	2	2	2	9	3	1	0	1	27
14	KUIPER, Dane	g	3-6	2-4	2-2	0	2	2	5	10	1	0	0	1	22
03	HUNTER, Jordan		2-3	0-1	0-0	0	1	1	1	4	1	1	0	1	15
04	BROWN, Elijah		2-10	1-4	14-14	0	3	3	3	19	3	4	1	1	30
21	ADAMS, Xavier		0-0	0-0	2-2	1	0	1	0	2	0	1	0	2	12
55	MACDOUGALL, Connor		1-1	0-0	1-2	0	1	1	1	3	0	0	0	0	10
	Team					1	2	3							
	Totals		23-51	3-10	29-34	7	25	32	17	78	13	12	2	10	200
FG % 1st Half: 13-29 44.8% 2nd half: 10-22 45.5% Game: 23-51 45.1%															
3FG % 1st Half: 2-7 28.6% 2nd half: 1-3 33.3% Game: 3-10 30.0%															
FT % 1st Half: 8-10 80.0% 2nd half: 21-24 87.5% Game: 29-34 85.3%															
Deadball Rebounds 1,2															
Officials: Randy McCall, Eric Curry, Michael Irving															
Technical fouls: Fresno State-None. New Mexico-None.															
Attendance: 11844															
Score by periods															
	1st	2nd	Total												
Fresno State	34	39	73												
New Mexico	36	42	78												
Last FG - FS 2nd-00:04, NM 2nd-01:22.															
Largest lead - FS by 2 1st-16:05, NM by 14 1st-08:56.															
FS led for 01:28, NM led for 36:32, Game was tied for 02:00.															
Score tied - 4 times.															
Lead changed - 2 times.															

Official Basketball Box Score -- Game Totals -- Final Statistics

NEW MEXICO vs SAN DIEGO STATE

01-01-17 2:05 pm PST at Steve Fisher Court at Viejas Arena

NEW MEXICO 68 • 9-5 (2-0 MW)

#	Player		Total			3-Ptr			Rebounds			PF	TP	A	T	Blk	Stl	Min	
			FG	FGA	FG-FGA	FT	FTA	FT-FTA	Off	Def	Tot								
20	LOGWOOD, Sam	f	1-6	0-0	1-2	0	2	2	1	3	0	2	0	0	17				
32	WILLIAMS, Tim	f	3-9	0-0	6-7	2	7	9	3	12	4	4	1	37					
11	AGET, Obij	c	0-0	0-0	0-0	0	2	2	2	0	0	0	1	10					
04	BROWN, Elijah	g	5-13	4-6	8-8	0	2	2	3	22	1	3	0	36					
05	HARRIS, Jalen	g	4-6	0-1	1-3	0	2	2	3	9	2	1	1	30					
03	HUNTER, Jordan		0-0	0-0	0-0	0	0	0	1	0	2	1	0	11					
14	KUIPER, Dane		3-5	2-3	0-0	1	7	8	1	8	3	1	1	20					
21	ADAMS, Xavier		3-4	0-1	2-2	3	2	5	2	8	1	1	0	24					
24	JEFFERSON, Damien		1-4	0-1	2-4	2	1	3	0	4	0	1	0	7					
55	MACDOUGALL, Connor		1-4	0-0	0-0	1	2	3	1	2	0	2	0	8					
	Team					2	0	2											
	Totals		21-51	6-12	20-26	11	27	38	17	68	13	16	4	6	200				
FG % 1st Half: 8-22 36.4%															2nd half: 13-29 44.8%		Game: 21-51 41.2%		Deadball Rebounds 5
3FG % 1st Half: 2-6 33.3%															2nd half: 4-6 66.7%		Game: 6-12 50.0%		
FT % 1st Half: 7-11 63.6%															2nd half: 13-15 86.7%		Game: 20-26 76.9%		

SAN DIEGO STATE 62 • 8-5 (0-1 MW)

#	Player		Total			3-Ptr			Rebounds			PF	TP	A	T	Blk	Stl	Min	
			FG	FGA	FG-FGA	FT	FTA	FT-FTA	Off	Def	Tot								
10	HOETZEL, Max	f	4-6	2-4	0-0	2	2	4	5	10	1	0	0	0	14				
14	CHEATHAM, Zylan	f	2-6	0-0	3-4	2	6	8	3	7	1	6	0	3	31				
03	KELL, Trey	g	3-10	2-7	4-5	0	0	0	1	12	5	1	0	3	36				
04	ALLEN, Dakarai	g	3-6	0-2	2-2	1	5	6	3	8	1	3	1	4	34				
42	HEMSLEY, Jeremy	g	6-16	1-7	3-6	1	2	3	3	16	2	3	0	2	37				
11	WILLIAMS, D'Erryl		0-2	0-0	0-0	0	1	1	1	0	1	1	0	10					
23	GILL-CAESAR, Montagu		0-3	0-3	0-0	1	0	1	1	0	1	1	0	16					
45	IZUNDU, Valentine		4-4	0-0	1-1	1	2	3	1	9	0	1	3	1	22				
	Team					0	1	1											
	Totals		22-53	5-23	13-18	8	19	27	18	62	12	16	4	13	200				
FG % 1st Half: 13-28 46.4%															2nd half: 9-25 36.0%		Game: 22-53 41.5%		Deadball Rebounds 1,1
3FG % 1st Half: 3-11 27.3%															2nd half: 2-12 16.7%		Game: 5-23 21.7%		
FT % 1st Half: 7-7 100.0															2nd half: 6-11 54.5%		Game: 13-18 72.2%		

Officials: David Hall, John Higgins, Kelly Self

Technical fouls: NEW MEXICO-None. SAN DIEGO STATE-None.

Attendance: 12414

Score by periods	1st	2nd	Total						
NEW MEXICO	25	43	68						
SAN DIEGO STATE	36	26	62						

Points	In	Off	2nd	Fast	Bench
NM	Paint	T/O	Chance	Break	
SDSU	26	11	7	8	22
	32	17	11	9	9

Last FG - NM 2nd-00:17, SDSU 2nd-04:18.

Largest lead - NM by 6 2nd-00:17, SDSU by 11 1st-12:18.

NM led for 01:57, SDSU led for 35:41, Game was tied for 01:56.

Score tied - 3 times.

Lead changed - 2 times.

Official Basketball Box Score -- Game Totals -- Final Statistics														
New Mexico vs Utah State														
01/04/17 9:05 p.m. at Logan, Utah (Dee Glen Smith Spectrum)														
New Mexico 75 • 9-6/2-1 MW														
#	Player	FG-FGA	FG-FGA	FT-FTA	Off Def Tot	PF	TP	A	T	Blk	Stl	Min		

2016-17 Box Scores

Official Basketball Box Score -- Game Totals -- Final Statistics
UNLV vs New Mexico
01/10/17 7 p.m. MT at WisePies Arena - The Pit

UNLV 71 • 9-9, 2-3 MW

#	Player	Total FG-FGA	3-Ptr FG-FGA	FT-FTA	Rebounds Off Def Tot	PF	TP	A TO Blk	Stl	Min
11	DEMBELE, Cheickna	f 4-8	0-0	0-3	3 1 4	3	8	0 2 3	0	28
20	JONES, Christian	f 3-6	0-0	3-3	2 6 8	2	9	1 4 0	0	31
02	OFOEGBU, Uche	g 4-8	3-4	3-4	1 7 8	2	14	2 2 0	4	35
05	POYSER, Jalen	g 2-13	2-7	4-4	1 2 3	1	10	5 1 0	0	36
06	MOORING, Jovan	g 6-12	3-6	4-5	1 3 4	2	19	6 1 0	5	36
03	CLYBURN, Kris	0-0	0-0	0-0	0 2 2	1	0	0 0 0	0	6
03	GREEN, Tyrell	3-8	1-3	0-0	0 2 2	3	7	0 1 0	1	19
10	MORGAN, Zion	1-3	0-1	1-1	0 0 0	0	3	1 0 0	0	7
31	BAXTER JR, Troy	0-2	0-0	1-2	0 0 0	0	1	0 0 0	0	2
	Team				4 0 4					
	Totals	23-60	9-21	16-22	12 23 35	14	71	15 11 3	10	200
	FG % 1st Half: 11-35	31.4%	2nd half: 12-25	48.0%	Game: 23-60	38.3%				Deadball Rebounds 2
3FG	% 1st Half: 4-11	36.4%	2nd half: 5-10	50.0%	Game: 9-21	42.9%				
	% 1st Half: 5-7	71.4%	2nd half: 11-15	73.3%	Game: 16-22	72.7%				

New Mexico 66 • 9-8, 2-3 MW

#	Player		Total	3-Ptr		Rebounds											
			FG-FGA	FG-FGA	FT-FTA	Off	Def	Total	PF	TP	A	TO	Blk	Stl	Min		
14	KUIPER, Dane	f	6-10	3-5	2-2	0	4	4	1	17	3	3	0	1	37		
32	WILLIAMS, Tim	f	5-8	0-0	1-2	0	7	7	2	11	1	2	0	0	39		
11	AGET, Obij	c	1-1	0-0	2-3	0	1	1	3	4	0	0	7	0	30		
04	BROWN, Elijah	g	4-13	0-5	5-5	1	5	6	4	13	3	2	0	1	37		
05	HARRIS, Jalen	g	4-4	1-1	2-2	0	3	3	4	11	4	5	0	0	25		
03	HUNTER, Jordan		0-1	0-0	0-0	0	0	0	1	0	0	0	0	0	2		
20	LOGWOOD, Sam		0-2	0-1	0-0	0	1	1	2	0	0	0	0	0	5		
23	FURSTINGER, Joe		2-4	0-0	2-3	2	1	3	1	6	0	1	1	0	20		
24	JEFFERSON, Damien		1-3	0-1	0-0	0	1	1	0	2	0	0	0	1	4		
31	MATHIS, Anthony		1-4	0-2	0-0	0	2	2	3	2	3	0	0	2	11		
	Team					1	3	4									
	Totals		24-50	4-15	14-17	4	28	32	21	66	14	13	8	5	200		
	FG 1st Half:	15-27	55.6%	2nd half:	9-23	39.1%	Game:	24-50	48.0%							Deadball	
3FG	1st Half:	3-8	37.5%	2nd half:	1-7	14.3%	Game:	1-15	26.7%							Rebounds	
FT	1st Half:	4-5	80.0%	2nd half:	10-12	83.3%	Game:	14-17	82.4%							2.1	

Officials: David Hall, Verne Harris, Eric Curry
Technical fouls: UNLV-None. New Mexico-None.
Attendance: 11379

Score by periods	1st	2nd	Total
UNLV	31	40	71
New Mexico	37	29	66

Last FG - LV 2nd-01:33, NM 2nd-01:19.
Largest lead - LV by 7 2nd-12:31, NM by 11 1st-09:32.
LV led for 10:24. NM led for 26:17. Game was tied for 03:19.

Official Basketball Box Score -- Game Totals -- Final Statistics
New Mexico vs Colorado State
1/14/17 12:06 pm at Fort Collins, Colo. (Moby Arena)

New Mexico 84 • 10-8, 3-3 MW

#	Player		Total		3-Ptr		Rebounds			PF	TP	A	To	Bk	Stl	Min
			FG-FGA	FG-FTA	FG-FGA	FG-FTA	Off	Def	Tot							
14	KUIPER, Dane	f	4-4	0-0	2-2	1	1	2	5	10	2	1	1	0	25	
32	WILLIAMS, Tim	f	7-13	0-0	1-3	2	7	9	3	15	1	4	1	1	34	
11	AGET, Obj	c	4-4	0-0	0-0	1	2	3	3	8	2	1	0	0	17	
04	BROWN, Elijah	g	6-12	4-6	9-11	0	9	9	4	25	7	4	1	1	30	
05	HARRIS, Jalen	g	0-3	0-1	0-0	0	0	0	2	0	1	2	1	0	21	
01	UGUAK, Aher		0-0	0-0	0-2	1	1	2	0	0	1	0	0	0	5	
03	HUNTER, Jordan		2-5	1-1	0-0	0	2	2	4	5	2	2	0	0	21	
20	LOGWOOD, Sam		1-3	0-0	2-4	0	1	1	3	4	0	1	0	0	13	
23	FURSTINGER, Joe		3-6	0-0	1-1	3	2	5	3	7	1	1	2	0	21	
24	JEFFERSON, Damien		3-4	1-1	3-4	0	1	1	2	10	0	0	0	0	13	
	Team					1	4	5	1		1					
	Totals		30-54	6-9	18-27	9	30	39	30	84	17	17	6	2	200	
	FG % 1st Half:	16-31	51.6%	2nd half:	14-23	60.9%	Game:	30-54	55.6%						Deadball	
	3FG % 1st Half:	5-7	71.4%	2nd half:	1-2	50.0%	Game:	6-9	66.7%						Rebounds	
	FT % 1st Half:	7-12	58.3%	2nd half:	11-15	73.3%	Game:	18-27	66.7%						6	

Colorado State 71 • 11-7, 3-2 MW

#	Player		Total		3-Ptr		Rebounds		PF	TP	A	TO	Blk	Stl	Min
			FG-FGA	FG-FG3	FT-FTA	Off	Def	Tot							
02	OMOGBO, Emmanuel	f	5-11	1-3	3-8	0	8	8	4	14	2	5	4	2	38
32	CARVACHO, Nico	f	0-4	0-0	3-4	6	2	8	2	3	2	0	0	0	21
03	CLAVELL, Gian	g	7-14	2-6	6-10	3	3	6	4	22	2	3	0	5	35
11	NIXON, Prentiss	g	5-15	2-7	7-8	0	0	0	3	19	1	1	0	1	37
22	PAIGE, J.D.	g	1-6	1-5	2-4	0	1	1	4	5	4	1	0	1	35
15	BONNER, Anthony		0-1	0-0	4-4	0	2	2	4	4	1	0	0	0	18
33	KELLIKER, Braden		1-2	1-1	1-1	2	0	2	1	4	0	0	0	1	16
	Team					0	2	2			2				
	Totals		19-53	7-22	26-39	11	18	29	22	71	12	12	4	10	200
	FG % 1st Half: 10-32	31.3%	2nd half: 9-21	42.9%	Game: 19-53	35.8%									
	3FG % 1st Half: 5-15	33.3%	2nd half: 2-7	28.6%	Game: 7-22	31.8%									
	FT % 1st Half: 9-16	56.3%	2nd half: 17-23	73.9%	Game: 26-39	66.7%									Deadball Rebounds 6

Officials: Larry Spaulding, Mike Reed, Randy Heimerman
Technical fouls: New Mexico-HUNTER, Jordan; TEAM. Colorado State-PAIGE,J.D.;
NIXON,Prentiss.
Attendance: 3418

Score by periods	1st	2nd	Total
New Mexico	44	40	84
Colorado State	34	37	71

Last FG - NM 2nd-03:13, CSU 2nd-01:23.
Largest lead - NM by 21 2nd-09:54, CSU by 2 1st-16:55.
NM led for 36:42. CSU led for 01:56. Game was tied for 01:22.

Official Basketball Box Score -- Game Totals -- Final Statistics
New Mexico vs Boise State
01/17/17 9 pm at Boise, Idaho (Taco Bell Arena)

New Mexico 81 • 11-8 (4-3 MW)

#	Player	Total		3-Ptr	Rebounds										
		FG-FA	FG-FG		FT-FTA	Off	Def	Total	PF	TP	A	TO	Blk	Stl	Min
14	KUIPER, Dane	f	2-3	1-2	0-0	0	0	0	5	5	1	0	0	1	25
32	WILLIAMS, Tim	f	8-16	1-1	2-2	1	2	3	1	19	1	3	0	3	38
11	AGET, Obj	c	1-4	0-0	2-2	2	2	4	3	4	0	0	0	1	22
04	BROWN, Elijah	g	4-13	2-6	6-7	0	7	7	2	16	4	4	0	1	33
05	HARRIS, Jalen	g	2-3	0-0	2-2	0	2	2	0	6	1	0	0	1	23
03	HUNTER, Jordan	g	2-5	1-2	6-6	1	1	2	2	11	2	1	0	1	20
20	LOGWOOD, Sam		6-7	1-1	3-3	1	3	4	2	16	0	1	0	1	22
23	FURSTINGER, Joe		0-1	0-0	0-0	0	2	2	2	0	0	0	0	0	9
24	JEFFERSON, Damien		2-2	0-0	0-0	0	2	2	3	4	1	2	0	0	8
	Team					1	1	2			1				
	Totals		27-54	6-12	21-22	6	22	28	20	81	10	12	0	9	200
	FG % 1st Half:	19-29	65.5%	2nd half:	8-25	32.0%	Game:	27-54	50.0%						Deadball Rebounds
	3FG % 1st Half:	5-7	71.4%	2nd half:	1-5	20.0%	Game:	6-12	50.0%						1,1
	FT % 1st Half:	6-7	85.7%	2nd half:	15-15	100.0	Game:	21-22	95.5%						

Boise State 70 • 11-6 (4-2 MW)

#	Player		Total			3-Ptr		Rebounds			PF	TP	A	TO	Blk	Stl	Min
			FG-FGA	FG-FG%	FT-FTA	Off	Def	Tot									
13	DUNCAN, Nick	f	3-10	2-9	4-5	1	3	4	3	12	2	2	1	2	40-		
33	WACKER, David	f	1-3	0-0	0-0	1	2	3	2	2	0	1	2	0	13		
03	JESSUP, Justinian	g	2-4	0-2	0-0	0	0	0	5	4	0	0	0	0	13		
15	HUTCHISON, Chandler	g	5-14	0-0	4-5	2	6	8	2	14	3	3	1	0	37		
30	AUSTIN, Paris	g	4-8	0-2	4-5	3	1	4	1	12	1	2	0	3	31		
00	DICKINSON, Marcus		0-0	0-0	0-0	0	0	0	0	0	1	0	0	0	11		
10	JORCH, Robin		0-0	0-0	0-0	0	0	0	1	0	1	0	0	0	1		
11	HANEY, Zach		3-9	0-2	4-6	4	5	9	3	10	1	0	0	1	21		
23	OLUYITAN, Cameron		0-0	0-0	0-0	0	0	0	1	0	0	0	0	0	3		
55	REID, James		4-10	3-8	5-5	0	2	2	3	16	2	3	0	0	30		
Team						3			1								
Totals			22-58	5-23	21-26	14	20	34	21	70	10	12	4	6	200		
FG % 1st Half: 10-28 35.7%			2nd half: 12-30 40.0%			Game: 22-58 37.9%			Deadball Rebounds 4,1								
3FG % 1st Half: 4-13 30.8%			2nd half: 1-10 10.0%			Game: 5-23 21.7%											
FT % 1st Half: 7-9 77.8%			2nd half: 14-17 82.4%			Game: 21-26 80.8%											

Officials: Randy McCall, Dick Cartmell, Bob Staffen
Technical fouls: New Mexico-None. Boise State-None.
Attendance: 3752

Score by periods	1st	2nd	Total
New Mexico	49	32	81
Boise State	31	39	70

Last FG - NM 2nd-02:24, BSU 2nd-00:58.
Largest lead - NM by 20 1st-00:15, BSU None.
NM led for 39:42. BSU led for 00:00. Game was tied for 00:18.

Official Basketball Box Score -- Game Totals -- Final Statistics
Wyoming vs New Mexico
01/21/17 6 p.m. MT at WisePies Arena - The Pit

Wyoming 71 • 13-7. 3-4 MW

		Total		3-Ptr	Rebounds					PF	TP	A	TO	Blk	Stl	Min
		FG-FGA	FT-FGA		Off	Def	Tot									
##	Player															
05	Herdmon, Alan	f	4-9	2-7	0-1	0	8	8	3	10	1	1	3	0	0	34
33	NAUGHTON, Jordan	f	2-5	0-0	0-0	2	1	3	2	4	0	2	0	0	0	19
03	AKA GORSKI,Alexander	g	4-12	4-10	0-0	1	3	4	2	12	2	1	0	1	0	32
11	LIEBERMAN, Jeremy	g	2-3	2-2	0-0	0	2	2	2	6	4	0	0	0	0	23
23	MCNAMAMEN, Jason	g	0-5	0-3	0-1	0	2	2	2	0	5	0	0	0	0	27
01	JAMES, Justin		6-9	0-0	2-4	0	2	2	3	14	2	3	1	0	0	18
10	KELLEY, Cody		1-1	1-1	0-0	0	1	1	1	3	2	1	0	1	0	9
20	DALTON, Hayden		5-14	2-6	5-5	4	9	13	4	17	0	4	2	0	0	27
24	ADAMS, Louis		3-3	0-0	1-2	0	1	1	0	5	1	1	0	0	0	11
Team						0	3	3								
Totals			26-61	11-29	8-13	7	32	39	19	71	17	13	6	2	2	200
FG % 1st Half: 13-31		41.9%	2nd half: 13-30		43.3%	Game: 26-61		42.6%							Deadball Rebounds 2,1	
3FG % 1st Half: 7-13		53.8%	2nd half: 4-16		25.0%	Game: 11-29		37.5%								
FT % 1st Half: 5-7		71.4%	2nd half: 3-6		50.0%	Game: 8-19		41.9%								

New Mexico 78 • 12-8, 5-3 MW

#	Player		Total		3-Ptr		Rebounds			PF	TP	A	TO	Blk	Stl	Min
			FG-FGA	FG-FGA	FT-FTA	Off	Def	Total								
14	KUIPER, Dane	f	3-7	1-1	1-2	2	3	5	3	8	5	0	0	2	34	
32	WILLIAMS, Tim	f	6-14	0-1	2-5	3	8	11	0	14	2	2	1	0	37	
11	AGET, Objij	c	1-2	0-0	0-0	0	3	3	1	2	0	0	1	0	15	
04	BROWN, Elijah	g	12-25	3-11	6-7	1	9	10	2	33	3	1	1	1	37	
05	HARRIS, Jalen	g	2-4	1-2	2-2	0	2	2	3	7	2	0	0	0	27	
20	HUNTER, Jordan		2-3	0-0	1-2	0	3	3	3	5	2	1	0	1	14	
03	LOGWOOD, Sam		1-6	0-1	0-0	0	0	0	0	2	0	0	0	1	16	
23	FURSTINGER, Joe		0-2	0-0	0-0	2	1	3	2	0	1	2	1	2	10	
24	JEFFERSON, Damien		3-4	1-1	0-2	0	1	1	0	7	0	1	0	0	10	
Team						0	0	0								
Totals			30-67	6-17	12-20	8	30	38	14	78	15	7	4	7	200	
FG % 1st Half: 17-34			50.0%	2nd half: 13-33	39.4%	Game: 30-67			44.8%	Deadball Rebounds 4,1						
3FG % 1st Half: 2-8			25.0%	2nd half: 4-9	44.4%	Game: 6-17			35.3%							
FT % 1st Half: 2-4			50.0%	2nd half: 10-16	62.5%	Game: 12-20			60.0%							

Officials: Michael Greenstein, Brent Meaux, Jon Stigliano
Technical fouls: Wyoming-None. New Mexico-None.
Attendance: 12501

Score by periods	1st	2nd	Total
Wyoming	38	33	71
New Mexico	38	40	78

Last FG - WY 2nd-00:12, NM 2nd-04:19.
Largest lead - WY by 4 1st-16:33, NM by 9 2nd-04:19.
WY led for 04:08. NM led for 32:53. Game was tied for 02:57.

2016-17 Box Scores

Official Basketball Box Score -- Game Totals -- Final Statistics

Utah State vs New Mexico

01/24/17 9 p.m. MT at WisePies Arena - The Pit

Utah State 61 • 8-11, 2-6 MW

#	Player	Total		3-Ptr	Rebounds			PF	TP	A	TO	Blk	Stl	Min	
		FG-FGA	FG-FGA		FT-FTA	Off	Def								Tot
11	DARGENTON, Alexis	f	3-9	0-2	1-2	0	2	2	4	7	1	0	4	0	34
15	JANICEK, Norbert	f	1-2	0-0	0-0	1	2	3	4	2	0	3	0	0	18
01	McEWEN, Koby	g	4-7	2-3	7-9	0	7	7	2	17	2	2	0	1	32
03	MERRILL, Sam	g	2-7	1-4	0-0	1	0	1	1	5	3	2	0	2	28
14	MOORE, Jalen	g	6-12	1-3	1-2	1	6	7	2	14	2	2	0	0	38
00	RECTOR, Shane		3-4	2-3	0-0	1	0	1	3	8	1	2	0	0	16
05	PEARRE, Julien		1-3	0-2	0-1	0	0	0	1	2	0	0	0	1	13
10	TAYLOR, Quinn		3-7	0-0	0-3	3	1	4	2	6	0	1	0	0	18
24	BRITO, Diogo		0-0	0-0	0-0	0	0	0	0	0	0	0	0	0	3
Team						1	2	3							
Totals			23-51	6-17	9-17	8	20	28	19	61	9	12	4	4	200

FG % 1st Half: 12-26 46.2%

2nd half: 11-25 44.0%

Game: 23-51 45.1%

3FG % 1st Half: 1-7 14.3%

2nd half: 5-10 50.0%

Game: 6-17 35.3%

FT % 1st Half: 4-7 57.1%

2nd half: 5-10 50.0%

Game: 9-17 52.9%

Deadball Rebounds 2

New Mexico 74 • 13-8, 6-3 MW

#	Player	Total		3-Ptr	Rebounds			PF	TP	A	TO	Blk	Stl	Min	
		FG-FGA	FG-FGA		FT-FTA	Off	Def								Tot
14	KUIPER, Dane	f	4-9	0-3	0-0	0	4	4	2	8	2	1	0	0	35
32	WILLIAMS, Tim	f	6-11	0-0	1-1	1	4	5	4	13	2	0	0	0	30
11	AGET, Obij	c	0-2	0-0	0-0	1	0	1	3	0	0	1	2	0	13
04	BROWN, Elijah	g	8-13	2-5	6-6	1	7	8	2	24	3	5	0	1	34
05	HARRIS, Jalen	g	3-3	1-1	0-0	0	1	1	1	7	3	2	0	1	21
03	HUNTER, Jordan		1-5	0-3	4-4	0	1	1	1	6	5	0	0	2	21
20	LOGWOOD, Sam		0-2	0-0	0-0	0	1	1	1	0	0	0	0	0	5
23	FURSTINGER, Joe		0-2	0-0	0-0	1	4	5	0	0	2	0	1	0	21
24	JEFFERSON, Damien		3-3	0-0	0-0	0	2	2	2	6	0	1	0	0	10
55	MACDOUGALL, Connor		2-4	0-0	6-6	1	1	2	3	10	0	0	2	0	10
Team						2	1	3							
Totals			27-54	3-12	17-17	7	26	33	19	74	17	10	5	4	200

FG % 1st Half: 14-30 46.7%

2nd half: 13-24 54.2%

Game: 27-54 50.0%

3FG % 1st Half: 1-6 16.7%

2nd half: 2-6 33.3%

Game: 3-12 25.0%

FT % 1st Half: 3-3 100.0

2nd half: 14-14 100.0

Game: 17-17 100.0

Deadball Rebounds 0

Officials: David Hall, Verne Harris, Mike Reed

Technical fouls: Utah State-None, New Mexico-None.

Attendance: 10698

Score by periods				1st	2nd	Total	In	Off	2nd	Fast	Bench
Utah State				29	32	61	Points	Paint	T/O	Chance	Break
New Mexico				32	42	74	US	30	9	6	4
							NM	24	18	9	2

Score tied - 8 times.

Lead changed - 8 times.

Last FG - US 2nd-01:36, NM 2nd-03:30.

Largest lead - US by 2 1st-13:03, NM by 15 2nd-03:30.

US led for 04:17, NM led for 31:30. Game was tied for 04:13.