

THE UNIVERSITY OF NEW MEXICO LOBOS

Men's Basketball Game Notes

@UNMHoops

www.GoLobos.com

#GoLobos

2016-17 Schedule

Date	Opponent	TV	Time/Score
11-2	Western N.M. (Ex.)	TBA	W, 113-57
11-4	Eastern N.M. (Ex.)	TBA	W, 88-66

11-11	Idaho State	ROOT	W, 81-70
11-14	Houston Baptist	ROOT	W, 95-79
11-18	New Mexico State	ESPN3	W, 72-59

Wooden Legacy Classic

11-24	Virginia Tech	ESPN	L, 92-72
11-25	CSUN	ESPNU	W, 105-89
11-27	Dayton	ESPNU	L, 64-57

11-30	Abilene Christian	ROOT	W, 64-55
12-3	at Illinois State	ESPN3	L, 79-74
12-7	UTEP	ROOT	W, 78-77
12-10	at New Mexico State	ESPN3	L, 84-71
12-17	Arkansas-Pine Bluff	ROOT	W, 83-43
12-20	at Arizona	PAC-12	L, 77-46

12-28	Fresno State*	ESPN3	W, 78-73
1-1	at San Diego State*	CBSSN	W, 68-62
1-4	at Utah State*	ESPNU	L, 79-75
1-7	Nevada*	ESPN2	L, 105-104
1-10	UNLV*	ESPN3	L, 71-66
1-14	at Colorado State*	ROOT	W, 84-71
1-17	at Boise State*	ESPNU	W, 81-70
1-21	Wyoming*	CBSSN	W, 78-71
1-24	Utah State*	ESPNU	W, 74-61
1-28	at Nevada*	CBSSN	2 p.m.
2-1	at UNLV*	CBSSN	9 p.m.
2-4	San Jose State*	ROOT	4 p.m.
2-8	at Air Force*	ROOT	7 p.m.
2-14	Boise State*	CBSSN	8 p.m.
2-18	at Fresno State*	CBSSN	4 p.m.
2-21	Colorado State*	CBSSN	8 p.m.
2-25	at Wyoming*	ESPN3	4 p.m.
3-4	San Diego State*	CBSSN	8 p.m.

Mountain West Tournament

(Thomas & Mack Center - Las Vegas, Nev.)

3-8	Opening Round	MWN	TBA
3-9	Quarterfinals	CBSSN	TBA
3-10	Semifinals	CBSSN	TBA
3-11	Championship	CBS	TBA

BOLD Denotes Home Games

*Denotes Mountain West Game

All times listed are Mountain Times

Game times are subject to change



New Mexico

Lobos

Record: 13-8 (6-3 MW)
Conference: Mountain West
Head Coach: Craig Neal (4th Season)
Record at UNM: 72-46
Career Record: Same



NR/RV Nevada

Wolf Pack

Record: 17-4 (6-2 MW)
Conference: Mountain West
Head Coach: Eric Musselman
Record at NEV: 41-18 (2nd Season)
Career Record: Same

Media Information

Tip-Off: 1:05 p.m. PT/2:05 p.m. MT

TV: CBSSN

John Sadak (Play-by-Play)

Chris Walker (Analyst)

Jenny Dell (Sideline)

Comcast: 278/838 (HD)

DISH: 158

DirecTV: 221

Radio: 770 AM KKOB

Robert Portnoy (Play-By-Play)

Hunter Greene (Analyst)

Stats: Live stats available through Lobos.Statbroadcast.com

ABOUT THE MATCH-UP

- New Mexico and Nevada will face off for the 10th time in program history on Saturday. The series started on Feb 2, 2013.
- The Lobos are 6-3 against the Wolf Pack all-time. Last season the two teams met three times. New Mexico claimed the first two meetings in regular season by scores of 88-76 in Albuquerque (Dec. 30) and 71-66 in Reno (March 5). The third meeting came in the Mountain West Tournament. The Lobos fell 64-62 to the Wolf Pack in the quarterfinals.
- It was a dramatic game in the last meeting with Nevada. The Lobos fell 105-104 to the Wolf Pack in overtime. In the last three meetings, the games have been decided by five points or fewer.
- On the road, the Lobos are 3-1. Their only loss in Reno came on Feb. 14, 2015. Lobos fell by a score of 66-63.
- New Mexico comes into the match-up with a 6-3 conference record and 13-8 overall. Saturday's game will be a chance for the Lobos to take first place, as they are a half-game behind Nevada.
- The top two duos in the conference will be going up against each other on Saturday. In conference games, Elijah Brown and Tim Williams average 39.3 ppg behind Marcus Marshall and D.J. Fenner's 41.4 ppg.
- Led by second-year head coach Eric Musselman, Nevada comes into the match-up with a 17-4 record and sit in first place of Mountain West with a 6-2 record. Nevada is coming off a 76-57 win over Boise State Wednesday.
- Nevada is led by Marcus Marshall, who leads the conference in scoring at 21.5 points per game. Three other players average double-digit numbers; Cameron Oliver (14.4 ppg), D.J. Fenner (14.0 ppg), Jordan Caroline (13.9 ppg). Fenner leads the team in shooting percentage (49.2%) and three-point field goal percentage (48.8%)
- As a team, Nevada is first in the league in scoring at 79.7 points per game. The Wolf Pack is also second in three-point shooting percentage at 38.6 percent. They are 10th in the country in 3-pt defense, holding their opponents to 29.3 percent from the three.

PROBABLE STARTERS

Pos.	No.	Name	PPG	RPG	APG	MISC.
G	5	Jalen Harris (Fr., 6-2, Wilson, N.C.)	5.1	1.7	2.5	Started last 11
G	4	Elijah Brown (Jr., 6-4, Orange County, Calif.)	18.5	4.9	2.9	81.7% FT
C	11	Obij Agert (Sr., 7-1, Juba, South Sudan)	5.1	2.9	0.4	60.8% FG
G/F	14	Dane Kuiper (So., 6-7, Wasilla, Alaska)	7.0	2.6	1.6	59.2% 3FG
F	32	Tim Williams (Sr., 6-8, Flossmoor, Ill.)	17.8	7.1	1.4	57.4% FG

OFF THE BENCH

Pos.	No.	Name	PPG	RPG	APG	MISC.
G/F	1	Aher Uguak (Fr., 6-7, Edmonton, Canada)	1.3	0.8	0.4	Made 2 starts
G	3	Jordan Hunter (So., 5-11, Beaumont, Texas)	5.3	2.2	2.5	87.5% FT
G/F	20	Sam Logwood (Jr., 6-7, Indianapolis, Ind.)	6.1	2.7	1.2	43.4% FG
G	21	Xavier Adams (Jr., 6-4, Flower Mound, Texas)	3.9	2.3	0.2	44.1% FG
F	22	Holt Shelley (Fr., 6-9, Cliff, N.M.)	0.0	0.0	0.0	Cliff HS
F	23	Joe Furstinger (Jr., 6-9, Rancho Santa Margarita, Calif.)	3.2	3.2	0.6	57.4% FG
G/F	24	Damien Jefferson (Fr., 6-5, East Chicago, Ind.)	5.5	1.9	0.9	49.4% FG
G	30	Adam Cumber (So., 6-2, Albuquerque, N.M.)	0.0	0.0	0.0	2 games last yr
G	31	Anthony Mathis (So., 6-3, West Linn, Ore.)	1.6	0.9	1.0	25 games last yr
F	55	Connor MacDougall (So., 6-9, Tempe, Ariz.)	4.2	2.1	0.0	81.1% FT

By the Numbers

2016-17 Statistics

Statistic	All Games (MW Rank)	MW Games
Scoring:	76.5 (4th)	78.7 (2nd)
Scoring Defense:	72.9 (7th)	73.7 (5th)
Scoring Margin:	+3.6 (7th)	+5.0 (2nd)
Field Goal %:	47.6% (2nd)	48.5% (1st)
Def. Field Goal %:	43.5% (8th)	43.0% (7th)
3-Point FG %:	33.0% (8th)	37.9% (2nd)
Def. 3-Point FG %:	38.1% (11th)	36.1% (9th)
Free Throw %:	75.8% (1st)	77.1% (1st)
Rebounding:	34.0 (11th)	34.2 (8th)
Rebounding Defense:	32.8 (1st)	33.7 (1st)
Reb. Margin:	+1.2 (7th)	+0.6 (6th)
Assists:	14.2 (5th)	14.6 (3rd)
Turnover Margin:	+1.3 (2nd)	+0.9 (T3rd)
Asst/TO Ratio:	1.1(T3rd)	1.2 (T2nd)
Steals:	6.6 (4th)	6.2 (6th)
Blocks:	3.5 (7th)	4.2 (5th)

Returning vs. Lost

Team Totals Returning From Last Year

	Returning	Lost
Minutes:	5,022 (78.1%)	1,303 (20.2%)
Scoring:	1,996 (82.1%)	436 (19.0%)
Rebounding:	928 (79.0%)	140 (12.0%)
Assists:	307 (66.6%)	154 (33.4%)
Steals:	143 (82.2%)	37 (20.5%)
Blocks:	129 (99.2%)	1 (0.7%)
Free Throws:	480 (83.0%)	98 (16.9%)
Three Pointers:	138 (70.4%)	58 (29.5%)

KenPom.com

New Mexico in 2016-17 (107)

Category	Offense	Defense	D-I Avg
Adj. Efficiency	110.7 63	104.9 178	104.5
Adj. Tempo	70.4 122	69.5	
Avg. Poss. Length	16.8 121	17.2 205	17.1
Four Factors			
Effective FG%:	51.6 127	51.3 212	50.3
Turnover %:	18.2 131	20.1 99	18.9
Off. Reb. %:	28.0 224	28.5 122	29.6
FTA/FGA:	48.8 3	36.5 195	35.5

Miscellaneous Components

3P%:	33.0 250	38.1 309	34.9
2P%:	52.2 67	47.2 102	49.1
FT%:	75.8 26	69.6 160	69.8
Block%:	8.2 99	10.4 114	9.3
Steal%:	10.4 315	9.2 126	8.8

Style Components

3PA/FGA:	24.3 346	41.1 315	36.2
A/FGM:	54.7 127	59.4 314	52.8
Defensive Fingerprint:	Some Zone		

Point Distribution (% of total points)

3-Pointers:	17.2 348	36.6 21	30.3
2-Pointers:	56.4 28	43.5 333	50.0
Free Throws:	26.4 3	19.9 167	19.8

Strength of Schedule

Components:	103.5 220	102.9 67	104.5
Overall:	+0.62 134		0.00
Non-conference:	-1.41 204		0.00

Personnel

Bench Minutes:	40.7% 20		32.6%
Experience:	1.65 yrs 199		1.70
Minutes Continuity:	66.0% 43		49.8%
Average Height:	77.9" 35		76.8"

New Mexico Game Notes

LAST TIME OUT

The Lobos won their fourth straight game on Tuesday night, taking down Utah State 74-61. The Lobos led 32-29 at halftime and put together a defensive effort in the second half to hold off the Aggies. The Lobos did not allow Utah State to score for six minutes and 17 seconds at the 9:31 mark. That allowed the Lobos to go on a 10-0 run. In the final three minutes, the Lobos went 10-for-10 from the foul line to secure the victory. Elijah Brown went 6-for-6 in that stretch, while Jordan Hunter went 4-for-4.

LATE KEY FREE THROWS

Free throws have been key down the stretch for the Lobos. In the final five minutes of the last three games, the Lobos have made 27-of-31 from the free throw line. Of those free throws, Brown has made 14-of-15.

In the last game against Utah State, the Lobos went 10-for-10 in the final three minutes. For the game, the Lobos went 17-for-17 which is the best performance at the line in a conference game in program history with the amount of makes and attempts. The Lobos have only shot 100% at the line in a conference game two other times, both with 10 or less attempts/makes.

MACDOUGALL RETURNS

After suffering a concussion on Jan. 7 against Nevada, Connor MacDougall is back and playing. He played 10 minutes against Utah State and scored 10 points. He was 6-for-6 from the line and 2-for-4 from the field.

BROWN EARNS PLAYER OF THE WEEK

On Monday, Elijah Brown was named Mountain West Player of the Week. He led the Lobos over the week, averaging 24.5 points per game, 8.5 rebounds per game and 3.5 assists per game. Against Boise State, he had 16 points, seven rebounds and four assists. Against Wyoming, he finished with 33 points and 10 rebounds, his first double-double of the season.

IN LEAGUE PLAY

Halfway through conference games, the Lobos rank first among the Mountain West in field goal percentage. The Lobos are shooting 48.5 percent. Elijah Brown is averaging 21.7 points per game in conference games, which is third-best in the league.

GETTING TO THE FREE THROW LINE

The Lobos continue to be among the top of the nation in free throws. The Lobos are third in the country in KenPom's free throw rate and third in Free Throw Point Distribution. New Mexico has a 48.8 free throw rate and receives 26.4 percent of their points from the line.

The Lobos are shooting 75.8 percent from the foul line which is first in the Mountain West and is 27th in the nation. Their opponents free throw rate is 36.5 and the average D-I free throw rate is 35.5.

WILLIAMS' CAREER

Tim Williams continues to rank second in the league in field goal percentage and is 32nd among the country this week. On the season, he is shooting 57.4 percent. For his career, Williams is shooting 58.3 percent which ranks 21st among active Division I players. He is eighth among active D1 players with a total of 1,896 career points, third with 1,896 points and 834 rebounds and second in career field goals made at 742.

OTHER NUMBERS AMONG THE NATION

The Lobos are third in the nation in free throws made. The Lobos have made a total of 424 this season. They also rank sixth in free throw attempts with 559. The Lobos are first among the conference in both categories.

BROWN AT THE LINE

Elijah Brown made 14-of-14 against Fresno State on Dec. 26, which was the third best in program history. He is 29-of-29 in Mountain West openers as he went 15-of-15 against Nevada in last year's MW opener. He continued his streak, making 8-of-8 at SDSU. That streak ended against Utah State on Jan. 4 as he missed his first free throw attempt against the Aggies. He made 26 straight which is his second longest streak. Last season, his longest streak was 31 straight free throws. The program record in 52 consecutive made free throws.

Brown ranks ninth in the nation in Free Throw Attempts (147) which is first in the league. He is also seventh in the country in Free Throws Made (119) which is also

New Mexico Game Notes

first among the Mountain West.

TIM WILLIAMS PASSING 1,500

With a game-high 17 points against Colorado State last season, Tim Williams crossed the 1,500 point milestone for his career. Prior to joining the Lobos, Tim Williams became the first sophomore ever to score 1,000 points in a career at Samford. He has scored a total of 325 points this season, bringing his career total to 1,896. That number ranks eighth among active Division I players. He is 104 points away from reaching 2,000. As a Lobo, he is close to reaching 1,000 points. He currently has a total of 840.

BROWN REACHES 1,000 POINTS AS A LOBO

Going into Saturday's game, Elijah Brown needed just 16 points to reach 1,000 points in his Lobo career. With his first made three of the second half he accomplished the feat and became the 34th player in Lobo history that has reached 1,000 points in Lobo career. Brown needed just 50 games to reach 1,000 career Lobo points, which goes down as one of the fastest Lobos to reach the feat. He is just the sixth player in Lobo history to reach 1,000 in two seasons. He now has a total of 1,082

ROAD WARRIORS

With the road victory at Boise State on Jan. 17, the Lobos became the first team in Mountain West history to win on the road at San Diego State, Colorado State and Boise State in the same season.

HUNTER'S BIG MINUTES

Sophomore Jordan Hunter suffered an ankle injury on Jan. 1 against San Diego State but is back and healthy in the Lobos' lineup. Against CSU and Boise State, the Lobos received big minutes from the guard, a total of 41 minutes. He averaged eight points off the bench against CSU and Boise State and shot 40 percent from the field and 66.7 percent from the three. He helped the Lobo finish off the Boise State Broncos on Jan. 17 by going 6-for-6 from the free throw line. He finished the game with 11 points which was a career-high.

DANE KUIPER'S CAREER NIGHT

Dane Kuiper put together a career performance against UNLV on Jan. 10. He finished with a career-high 17 points, which led the squad. He was 3-for-5 from the three and 6-for-10 from the field overall. He finished with three assists, four rebounds and a steal in his career-high 37 minutes played.

Kuiper has continued to step up for the Lobos. On the season, he is leading the team beyond the arc at 45.9 percent. In conference play, he is 8-for-15 from the three (53.3 percent).

AGET'S BLOCKS

Against UNLV on Jan. 10, senior Obij Aget recorded seven blocks, all coming in the first half. It was the best block performance since the 1999-2000 season when two players recorded seven in a game. Luc Longley owns the block record with 10 in a single game. Aget now has over 100 blocks in his career and is seventh on the all-time list with 106. Longley is the all-time leader in blocks with a total of 336. Longley also owns the single season record with 117 (1989-90).

BIG WIN AT SAN DIEGO STATE

It was a different outcome this season for the Lobos in Viejas Arena. The Lobos had a come-from-behind effort on Jan. 1 to claim a 68-62 win over San Diego State. It was the program's first win in Vieja's since 2012 and Coach Neal's first win in Vieja's as head coach of the Lobos. The Lobos were down by 58-54 with 4:18 left to play but used a 14-4 run the rest of the way to pick up the win. In that final stretch, the Lobos converted eight free throws, four coming from Tim Williams. With the win, the Lobos are now 2-0 which is the fifth straight season that the Lobos have started conference play off with two victories.

LOBOS WIN THRILLER

It was a thriller on Dec. 7 inside WisePies Arena - The Pit, but the Lobos came out on top after Elijah Brown hit a jumper with 5.8 seconds left on the clock to defeat UTEP 78-77. The Lobos had a 21 point lead with 12 minutes left in the first half but UTEP was dangerous from 3-point range, working their way back in the second half to bring the game to 72-72. The

Associated Press Poll

(As of 1-23-2017)

Place	School (1st Place Votes)
1	Villanova (35)
2	Kansas (28)
3	Gonzaga (2)
4	Kentucky
5	Baylor
6	Florida State
7	Arizona
8	UCLA
9	North Carolina
10	Oregon
11	Butler
12	Virginia
13	Louisville
14	Notre Dame
15	Wisconsin
16	Creighton
17	Duke
18	West Virginia
19	Cincinnati
20	Purdue
21	St. Mary's (Cal.)
22	Maryland
23	South Carolina
24	Xavier
25	Florida

Others receiving votes: Kansas St. 41, SMU 33, Northwestern 28, UNC Wilmington 14, Iowa St. 12, Virginia Tech 7, Dayton 6, Southern Cal 6, Akron 1, Illinois St. 1, Middle Tennessee 1, Utah 1

MW Standings

Place	School	MW	Overall
1st	Nevada	6-2	17-4
2nd	New Mexico	6-3	13-8
3rd	Fresno State	5-3	13-7
3rd	Boise State	5-3	12-7
3rd	Colorado State	5-3	13-8
6th	Wyoming	4-4	14-7
7th	San Diego State	3-4	11-8
8th	Air Force	3-5	10-11
8th	UNLV	3-5	10-11
10th	San Jose State	2-6	9-10
10th	Utah State	2-6	8-11

MW Preseason POLL

Place	School (1st Place Votes)	Points
1st	San Diego State (23)	293
2nd	Nevada	253
3rd	New Mexico (3)	249
4th	Fresno State (1)	200
5th	Boise State	164
6th	Utah State	153
7th	Colorado State	146
8th	UNLV	120
9th	Air Force	90
10th	Wyoming	73
11th	San Jose State	41

Head-To-Head History

Date	Winner	Score	Location
2-2-13	New Mexico	75-62	Albuquerque
3-6-13	New Mexico	75-62	Reno
2-15-14	New Mexico	90-72	Albuquerque
3-2-14	New Mexico	72-58	Reno
2-14-15	Nevada	66-63 (OT)	Reno
12-30-15	New Mexico	88-76	Albuquerque
3-5-16	New Mexico	71-66	Reno
3-10-16	Nevada	64-62	Las Vegas, Nev.
1-7-17	Nevada	105-104 (OT)	Albuquerque

New Mexico leads the all-time series against Nevada, 6-3.

The Pit in the MW ERA

Year	Avg. Attendance (NCAA Rank)	MW Rank
1999-00	16,443 (8th)	1st
2000-01	16,418 (8th)	1st
2001-02	16,426 (7th)	1st
2002-03	15,186 (12th)	1st
2003-04	14,679 (15th)	2nd
2004-05	14,309 (14th)	1st
2005-06	13,387 (21st)	1st
2006-07	12,853 (23rd)	1st
2007-08	14,361 (18th)	1st
2008-09	13,994 (17th)	1st
2009-10	13,595 (22nd)	2nd
2010-11	14,570 (16th)	2nd
2011-12	14,455 (16th)	2nd
2012-13	15,022 (16th)	2nd
2013-14	15,212 (16th)	1st
2014-15	14,571 (18th)	1st
2015-16	13,031 (23rd)	1st

*The \$60 million dollar renovation to The Pit added a suite level and lowered the maximum capacity from 18,018 to 15,411 starting with the 2010-11 season.

Lobos in the NBA

NBA Team	Name (Years as a Lobo)
Milwaukee Bucks:	Tony Snell (2010-13)

New Mexico Game Notes

two teams traded points and UTEP hit a three to go up 77-74 but the Lobos got a two from Jordan Hunter and a big rebound from Anthony Mathis to set up the shot for Brown and win their fifth straight in The Pit.

FURSTINGER'S FIRST CAREER START

Junior Joe Furstinger made his first career start against Illinois State on Dec. 3. He finished with a career-high in points (9) and rebounds (11). His 11 rebounds were a game-high and led the squad. In his career-high 28 minutes, he finished 3-for-4 from the field and 3-for-5 from the foul line. He also led the team with two blocks. In previous games, he has been an energy booster off the bench for the Lobos.

#PIT50 GAME

With The Pit being built in 1966, this season marks the 50th anniversary of The Pit. The Lobos celebrated on Nov. 30 by taking on its first-ever opponent in The Pit, Abilene Christian on Wednesday. The Lobos pulled away in the second half to claim a 64-55 victory over the Wildcats, which was the same scoring margin as the first game played (62-53).

WILLIAMS NAMED NABC ALLSTATE GOOD WORKS NOMINEE

Tim Williams was named an NABC Allstate Good Works nominee last week on Wednesday. This distinguished award shines a spotlight on a select group of student-athletes who have shown dedication to community service and altruism in their communities. The nomination is due to Williams' standout performance as a student-athlete and representative of Lobo Basketball. The 6-foot-8 senior is involved in many activities around the Albuquerque community. He has spent time volunteering with Lobo summer camps, Heart Gallery Stocking Stuffing, visiting the UNM Children's Hospital and handing out candy to children at the Lobo Howl-o-Ween event in The Pit. Williams not only succeeds on the court but in the classroom as well. Last season, he was a big part in the Lobos breaking their fall semester grade point average. The team finished with a 3.30. Williams finished the year with a 3.44 GPA and has a cumulative GPA of 3.42.

LOBOS TO COMPETE IN EMERALD COAST CLASSIC

The Lobos will compete in the Emerald Coast Classic in 2017. The first two rounds will be held in WisePies Arena - The Pit while the third and championship rounds will be held in Niceville, Fla. during Thanksgiving. Along with the Lobos, Maryland, St. Bonaventure and TCU heading the tournament. Jackson State, Maryland Eastern Shore, Tennessee Tech and Nebraska-Omaha round out the tournament. CBS is the television sponsor.

WOODEN LEGACY RECAP

The Lobos went 1-2 at the 2016 Wooden Legacy Classic. The Lobos started off the tournament with a 20-point loss to Virginia Tech, their first loss of the season, falling 92-72. New Mexico rebounded to claim its fourth win of the season against CSUN, 105-89. The Lobos dropped their final game of the tournament, falling in the last minute of the game, 64-57.

The Lobos were in the top two among the tournament field in shooting percentage. They finished second with a 50.6 shooting percentage behind UCLA's 51.3 percent. The Lobos also finished second in 3-point shooting (42.9 percent).

BREAKING RECORDS

At the Wooden Legacy Classic, the Lobos broke a few records in their game with CSUN. The Lobos' 105 points against the Matadors is the most any team has ever scored in a Wooden Legacy Classic game. Also in that game, the Lobos shot 64.9 percent from the field, which goes down as the best shooting percentage in a game at the Wooden Legacy. The Lobos scored 54 points in the first half against the Matadors, which is a record for first half points scored in a game at the tournament and ties the most points in any half record at the Wooden. The total number of points between the two teams, 194, is the most scored in a Wooden Legacy game.

WILLIAMS EARNS ALL-TOURNAMENT HONORS

At the Wooden Legacy Classic, Tim Williams earned All-Tournament honors after his stellar performance throughout the tournament for the Lobos. He averaged 18.7 ppg which was fourth among all the participants at the tournament. He also picked up 7.3 rebounds a game which was third among the field. He leads the Lobos with 20.8 ppg and 8.0 rpg. He is shooting 62 percent from the field and 80.4 percent from the foul line.

WILLIAMS EARNS FIRST MW PLAYER OF THE WEEK HONOR

Tim Williams picked up his first career Mountain West Player of the Week honor on Monday, Nov. 21. He led the Lobos to a pair of victories with a ca-

New Mexico Game Notes

reer-high 31 points against Houston Baptist and a team-high 20 points against NMSU. Against HBU, he finished with 11 rebounds, which was his second straight double-double of the season.

TIM WILLIAMS' CAREER NIGHT

It was Tim Williams' night against Houston Baptist on Nov. 14, as he went off for a career-high 31 points, shooting 10-for-11 from the field and 11-for-12 from the foul line. He also finished with 11 rebounds for his second straight double-double. The double-double marks his eighth in his career. Of his 31 points, 14 came in the first half. He was perfect from the field (6-for-6) and from the foul line (2-for-2).

NEAL ADDS PARKS FOR 2017-18

Mike Parks, a 6-9 forward, commits to New Mexico from Southwest Mississippi Community College in Summit, Miss. Last year, he played at Missouri State – West Plains and averaged 8.3 points per game and 4.3 rebounds per game in 16 games. He shot 64 percent from the field, which ranked in the top 10 of the NJCAA. So far this season for the Bears, he is averaging 9.0 points and shooting 75 percent through four games.

HLI SIGNING DAY

High school prospects Isaiah Poor-Bear Chandler of Omaha Central High School and Chris Sodom of Tennessee Prep pledged to join the Lobos as freshmen beginning the 2017-18 season on signing day last week. Poor-Bear Chandler, a 6-foot-9 forward, chose New Mexico over Wichita State, among others. Chandler, a four-star recruit by ESPN, averaged 13 points, 8.5 rebounds and more than three blocks per game as a junior as Central qualified for the Class A State tournament. During the summer time, Poor-Bear Chandler plays for the Omaha Elite AAU team. Sodom, a 7-foot-3 center originally from Nigeria, chose New Mexico over offers from TCU and Purdue. He lived in the Houston area before moving to Tennessee this school year. Sodom, a four-star recruit by ESPN, played for the Houston Defenders' AAU squad.

WHAT WE HAVE RETURNING

After having the youngest team in the Mountain West and one of the youngest in the NCAA last year, the Lobos return 10 players, including two All-Mountain West players in Elijah Brown and Tim Williams. Those two are the only two returners in the Mountain West that averaged 16 or more points last season, and it is the first time in Lobo history that two All-MW First Teamers have returned. Along with Brown and Williams, the Lobos return two more starters in Sam Logwood and Obij Agert. Agert and Williams are the only two seniors on the squad. Despite the young team, Lobos finished fourth in the league standings.

LOBOS PICKED TO FINISH THIRD

The Mountain West Preseason Poll was announced at Media Day in Las Vegas, Nevada, on Oct. 12. The Lobos are picked to finish third, receiving three first-place votes. San Diego State is predicted to finish at the top, earning 23 first-place votes. Fresno State, who is picked to finish behind the Lobos, picked up the only other first-place vote. Nevada, who took down the Lobos in the quarterfinals last year of the Mountain West Tournament, is slated to finish second.

BROWN, WILLIAMS EARN PRESEASON MW HONORS

Along with the Lobos being picked to finish third, Elijah Brown was named Mountain West Preseason Player of the Year by the media. Brown was named to the All-Mountain West team along with teammate Tim Williams. This is the first year in Lobo history that the Lobos return two First Team All-Mountain West selections.

AIR FORCE & SAN JOSE STATE ONCE

The 18-game MW schedule means the Lobos will face every conference opponent twice with the exception of two programs. New Mexico will only play Air Force (in Colorado Springs) and San Jose State (in The Pit) once.

LOBOS ON TV

The 2016-17 schedule includes many national and regional broadcasts of New Mexico basketball. The Lobos had 24 of its 30 regular-season games picked up through the Mountain West's package. Of those games, 16 will be broadcasted by ROOT Sports or CBS Sports Network. In addition to those 16 games, there will be many that will be broadcasted by the ESPN family of networks, including the Wooden Legacy Classic. The road game with Arizona will be on the Pac-12 Network. Road games at Illinois State and New Mexico State will be televised on ESPN3, giving the Lobos all 30 games being nationally televised.

BROWN SELECTED ON 2017 JERRY WEST AWARD WATCH LIST

Redshirt junior guard Brown has been named as one of 20 finalists for the 2017 Jerry West Shooting Guard of the Year Award Preseason Watch List, as announced by the Naismith Memorial Basketball Hall of Fame on Oct. 20. By mid-February, the watch list of 20 players for the award will be narrowed down to 10. In March, five finalists will be presented to West and the Hall of Fame's selection committee. The winner of the 2017 Jerry West Shooting Guard of the Year award will be presented at the ESPN College Basketball Awards Show in Los Angeles, Calif. on April 7. Broadcast information will be released at a later date.

BEST FANS IN THE MOUNTAIN WEST

With an average of 13,031 fans per game inside WisePies Arena last season, the Lobos finished 23rd in the nation and tops in the Mountain West Conference. Overall, the Lobos ranked second in the nation to BYU in average attendance for non-Power Five or Big East schools. Most importantly, the Lobos completed 50 straight years in the top-25 nationally in average attendance. Since WisePies Arena was renovated before the 2010-11 season, the Lobos have seen massive support from its fans. On average, WisePies Arena was 85 percent full last season. That was a mark the program did not hit from 2002-2010, but have exceeded it every year since the renovation.

ROAD WARRIOR

In three seasons, head coach Craig Neal won 24 games away from Albuquerque. Prior to Coach Neal coming to New Mexico along with former head coach Steve Alford, no other coach in program history won 20 or more road and neutral games in their first three seasons. Alford holds the record at 27 road and neutral wins.

LOBOS EARN NABC TEAM EXCELLENCE AWARD

Over the summer, the NABC recognizes outstanding academic achievement by a team with a cumulative grade point average (GPA) of 3.0 or better for the 2015-16 season. The Lobos finished the 2015-16 season with a program record 3.03 GPA for the academic year. The honor places the Lobos in an elite class academically. There are the first Mountain West team to ever receive this honor, now in its fourth year of existence. This year, the NABC recognized 119 collegiate teams across all divisions of the NCAA and NAIA. Of those teams, New Mexico was one of just 25 NCAA Division I Institutions to be honored.

FOUR LOBOS NAMED ON NABC HONORS COURT

Another NABC academic achievement came for the Lobos over the summer as they earned four on the NABC Honors Court. The Lobos had four academic seniors recognized for their GPA of 3.2 or higher. Only five teams in the league had student-athletes named to the Honors Court, with New Mexico holding twice as many honorees as any other MW team. The Lobos were also one of just 63 teams, across all NCAA and NAIA divisions in the country, to have four or more honorees.

Head Coach Craig Neal



Craig Neal
Head Coach - 4th Season
(2016-17) 13-8 (Career) 72-46 (.610)

NOTEWORTHY :

- Earned the nickname "Noodles" for wiry build as a high school player
- Spent nine seasons as a member of Steve Alford's staffs at Iowa and New Mexico
- Coached under NBA legend Lenny Wilkens for three seasons with the Raptors
- Spent nearly a decade as a NBA assistant coach and scout with Toronto
- Avid golfer and motorcycle enthusiast

PLAYING EXPERIENCE

- 1988-95 - NBA and CBA Career
- *Drafted by Portland in the 1988 NBA Draft
 - *Played for Blazers, Heat and Nuggets
 - *Fort Wayne Fury Player and Coach in 1994-95
- 1984-88 - Georgia Tech
- *Played for Bobby Cremins
 - *Member of Elite Eight and Sweet 16 teams
 - *Graduated with career assist record (659)
- 1980-83 - Washington High School (Washington, Ind.)
- *All-American & member of Indiana All-Star Team
 - *Coached by his father, Stan Neal
 - *Played against Steve Alford

COACHING EXPERIENCE

Head Coach:

2013-Present - New Mexico (72-46)

Associate Head Coach:

2007-13 - New Mexico (NCAA)

Assistant Coach:

2004-07 - Iowa (NCAA)

2000-03 - Toronto Raptors (NBA)

THE INFAMOUS CHERRY BLAZER

The cherry blazer has become a symbol with New Mexico basketball. Given to coaches at their introductory press conferences, it makes appearances throughout the season at crucial games.

- Craig Neal is 10-3 when wearing the cherry blazer
 - Nov. 9, 2013 vs. Alabama A&M (W, 88-52)
 - Jan. 21, 2014 vs. Boise State (W, 84-75)
 - Feb. 22, 2014 vs. #6 San Diego State (W, 58-44)
 - Mar. 5, 2014 vs. Air Force (W, 80-52)
- Nov. 14, 2014 vs. Idaho State (W, 79-55)
- Jan. 3, 2015 vs. #24 Colorado State (W, 66-53)
- Feb. 17, 2015 vs. #25 San Diego State (L, 46-63)
- March 7, 2015 vs. Wyoming (W, 52-49)
- Nov. 13, 2015 vs. Texas Southern (W, 86-57)
- Feb. 27, 2016 vs. Fresno State (L, 92-82)
- March 1, 2016 vs. San Diego State (L, 83-56)
- Nov. 11, 2016 vs. Idaho State (W, 81-60)
- Nov. 30, 2016 vs. Abilene Christian (W, 64-55)

THE NEAL ERA AT NEW MEXICO

- Became first-ever rookie Lobo head coach to lead New Mexico to a NCAA Tournament appearance
- Set a school record of 15 conference wins in the 2013-14 season
- Led UNM to the 2014 Mountain West Tournament championship, which made New Mexico the first program in MW history to win three-straight conference tournaments
- Guided Cam Bairstow to All-America honors by Sports Illustrated (2nd Team), NBC Sports (3rd Team) and CBS Sports.
- Guided four Lobos to All-Mountain West honors in 2013-14, which included first team selections Cam Bairstow and Kendall Williams. Williams and Alex Kirk were MW All-Defensive Team selections as well. Kirk also was named to third team while Hugh Greenwood was honorable mention
- The 27 wins in 2013-14 mark the most wins by a rookie coach in Lobo history. It is the tied for the fifth most wins by a first-year Division I head coach since 2000
- Signed a new contract in July of 2014 to stay at New Mexico through 2020
- Became the second-fastest coach in program history to 40 wins (53 games)
- In 2014-15 Hugh Greenwood was named All-MW Third Team and became the second guard in Lobo history to finish career with 1,000 points and 600 rebounds.
- Was named a finalist for a pair of national coaching honors: the Joe B. Hall Award as the nation's top rookie coach, and the Jim Phelan Award for national coach of the year
- Led the MW again with six academic all-conference selections in 2015-16. He has had 19 honorees in his three seasons
- Had five players sign professional contracts; Kendall Williams (Italy), Cam Bairstow (NBA), Alex Kirk (NBA), Hugh Greenwood (Perth) and Deshaun Delaney (Poland)
- Has had 6 straight semesters of at least a 2.7 team GPA. Earned NABC Team Excellence Award in Summer of 2016 for cumulative GPA of 3.03, first MW team to earn the honor
- Guided two First Team All-Mountain West & NABC All-District selections in 2015-16 in Elijah Brown and Tim Williams
- Had highest GPA in program history in Fall of 2015 with a 3.15 GPA
- Landed four players on the NABC Honors Court
- One of two coaches in Lobo history to win more than 20 games on the road over their first three seasons. Neal's total is 24.
- First coach in MW history to win on road at SDSU, CSU & Boise State in same season.

The 2016-17 New Mexico Lobos

No.	Name	Pos	Height	Weight	Year	Previous School	Hometown
1	Aher Uguak	G/F	6-7	206	Fr.	Harry Ainlay HS	Edmonton, Canada
3	Jordan Hunter	G	5-11	180	So.	Ozen HS	Beaumont, Texas
4	Elijah Brown	G	6-4	200	R-Jr.	Butler University	Orange County, Calif.
5	Jalen Harris	G	6-2	156	Fr.	Word of God Christian Academy	Wilson, N.C.
11	Obij Aget	C	7-1	220	Sr.	La Lumiere HS (Ind.)	Juba, South Sudan
14	Dane Kuiper	G/F	6-7	200	So.	Corona del Sol HS (Ariz.)	Wasilla, Alaska
20	Sam Logwood	G/F	6-7	210	Jr.	La Lumiere HS (Ind.)	Indianapolis, Ind.
21	Xavier Adams	G	6-4	205	Jr.	Edwards S. Marcus HS	Flower Mound, Texas
22	Holt Shelley*	F	6-9	221	Fr.	Cliff HS	Cliff, N.M.
23	Joe Furstinger	F	6-9	215	Jr.	Santa Margarita Catholic HS	Rancho Santa Margarita, Calif.
24	Damien Jefferson	G/F	6-5	190	Fr.	East Chicago Central HS	East Chicago, Ind.
30	Adam Cumber*	G	6-2	185	R-So.	Sandia HS	Albuquerque, M.M.
31	Anthony Mathis	G	6-2	170	So.	West Linn HS	West Linn, Ore.
32	Tim Williams	F	6-8	240	R-Sr.	Samford University	Flossmoor, Ill.
55	Connor MacDougall	F	6-9	235	R-So.	South Mountain CC	Tempe, Ariz.

* Indicates a walk-on

Head Coach: Craig Neal (4th Season -- Georgia Tech '88)

Associate Head Coach: Chris Harriman

Assistant Coaches: Alan Huss and Terrence Rencher

Acting Director of Operations: Ryan Berryman

Athletic Trainer: Corey DeBarbrie

Video Coordinator: Ben Sanders

Strength and Conditioning Coach: Glenn Cain

By Class

(15 Total)

Seniors: (2)

Juniors: (4)

Sophomores: (5)

Freshmen: (4)

By Position

(15 Total)

Centers: (1)

Forwards: (4)

Guard/Forwards: (4)

Guards: (6)

By Height

7'1"

Obij Aget

6'9"

Joe Furstinger

Connor MacDougall

Holt Shelley

6'8"

Tim Williams

6'7"

Sam Logwood

Dane Kuiper

Aher Uguak

6'5"

Damien Jefferson

6'4"

Xavier Adams

Elijah Brown

6'2"

Jalen Harris

Anthony Mathis

Adam Cumber

5'11"

Jordan Hunter

Alphabetical Roster

No.	Name	Pos	Height	Weight	Year
21	Xavier Adams	G	6-4	205	Junior
11	Obij Aget	C	7-1	220	Senior
4	Elijah Brown	G	6-4	200	RS-Junior
30	Adam Cumber	G	6-2	185	RS-Sophomore
23	Joe Furstinger	F	6-9	215	Junior
5	Jalen Harris	G	6-2	156	Freshman
3	Jordan Hunter	G	5-11	180	Sophomore
24	Damien Jefferson	G/F	6-5	190	Freshman
14	Dane Kuiper	G/F	6-7	200	Sophomore
20	Sam Logwood	G/F	6-7	210	Junior
55	Connor MacDougall	F	6-9	235	RS-Sophomore
31	Anthony Mathis	G	6-2	170	Sophomore
22	Holt Shelley	F	6-9	221	Freshman
1	Aher Uguak	G/F	6-7	206	Freshman
32	Tim Williams	F	6-8	240	RS-Senior

Pronunciations

Name	Pronunciation
Obij Aget	O-BOTCH Ah-Jet
Joe Furstinger	Joe FUR-Sting-er
Jalen Harris	JAY-len
Dane Kuiper	KI-pur
Aher Uguak	Uh-here OO-guac

2016-17 Season Stats

THE STAT CREW SYSTEM New Mexico Combined Team Statistics (as of Jan 21, 2017) All games

RECORD:	OVERALL	HOME	AWAY	NEUTRAL
ALL GAMES	12-8	8-2	3-4	1-2
CONFERENCE	5-3	2-2	3-1	0-0
NON-CONFERENCE	7-5	6-0	0-3	1-2

#	Player	gp-gs	min	avg	Total		3-Point		F-Throw		Rebounds				pf	dq	a	to	blk	stl	pts	avg
					fg-fga	fg%	3fg-fga	3fg%	ft-fa	ft%	off	def	tot	avg								
04	BROWN, Elijah	20-17	598	29.9	102-258	.395	41-125	.328	119-147	.810	7	88	95	4.8	45	0	58	57	3	27	364	18.2
32	WILLIAMS, Tim	18-18	609	33.8	126-219	.575	1-5	.200	73-101	.723	37	92	129	7.2	34	0	26	38	13	11	326	18.1
14	KUIPER, Dane	17-9	335	19.7	42-83	.506	19-40	.475	15-17	.882	12	30	42	2.5	42	3	27	15	4	15	118	6.9
20	LOGWOOD, Sam	19-12	400	21.1	43-97	.443	6-15	.400	30-45	.667	12	41	53	2.8	22	0	25	23	2	13	122	6.4
24	JEFFERSON, Damien	18-0	223	12.4	38-80	.475	4-19	.211	18-34	.529	5	29	34	1.9	27	0	17	21	2	6	98	5.4
11	AGET, Obij	20-18	349	17.5	45-74	.608	0-0	.000	17-22	.773	20	40	60	3.0	36	1	8	6	22	7	107	5.4
03	HUNTER, Jordan	18-10	359	19.9	29-69	.420	12-27	.444	24-28	.857	6	34	40	2.2	37	1	44	27	0	12	94	5.2
05	HARRIS, Jalen	20-10	427	21.4	34-71	.479	3-14	.214	29-40	.725	0	35	35	1.8	42	0	50	26	2	18	100	5.0
21	ADAMS, Xavier	15-0	186	12.4	15-34	.441	0-5	.000	29-36	.806	10	24	34	2.3	22	1	3	11	1	12	59	3.9
55	MACDOUGALL, Conn	16-0	180	11.3	19-43	.442	0-0	.000	24-31	.774	16	18	34	2.1	34	2	1	15	3	0	62	3.9
23	FURSTINGER, Joe	16-4	226	14.1	18-36	.500	0-0	.000	19-26	.731	21	30	51	3.2	41	1	9	12	15	6	55	3.4
31	MATHIS, Anthony	8-0	41	5.1	4-15	.267	2-11	.182	3-3	1.000	0	7	7	0.9	4	0	8	2	0	2	13	1.6
01	UGUAK, Aher	11-2	90	8.2	3-13	.231	1-6	.167	7-12	.583	5	4	9	0.8	4	0	5	6	1	5	14	1.3
30	CUMBER, Adam	1-0	2	2.0	0-0	.000	0-0	.000	0-0	.000	0	0	0	0.0	0	0	0	0	0	0	0	0.0
Team											28	29	57		1			4				
Total.....		20	4025		518-1092	.474	89-267	.333	407-542	.751	179	501	680	34.0	391	9	281	263	68	134	1532	76.6
Opponents.....		20	4025		497-1145	.434	181-474	.382	295-420	.702	202	458	660	33.0	440	-	300	288	67	151	1470	73.5

TEAM STATISTICS	NM	OPP	Date	Opponent	Score	Att.
SCORING	1532	1470	11/11/16	IDAHO STATE	w 81-70	11293
Points per game	76.6	73.5	11/14/16	HOUSTON BAPTIST	w 95-79	10456
Scoring margin	+3.1	-	11/18/16	NEW MEXICO STATE	w 72-59	13892
FIELD GOALS-ATT	518-1092	497-1145	11/24/16	vs Virginia Tech	L 72-92	0
Field goal pct	.474	.434	11/25/16	vs CSUN	w 105-89	0
3 POINT FG-ATT	89-267	181-474	11/27/16	vs Dayton	L 57-64	0
3-point FG pct	.333	.382	11/30/16	ABILENE CHRISTIAN	w 64-55	11154
3-pt FG made per game	4.5	9.1	12/3/16	at Illinois State	L 74-79	6056
FREE THROWS-ATT	407-542	295-420	12/07/16	UTEP	w 78-77	11838
Free throw pct	.751	.702	12/10/16	at New Mexico State	L 71-84	6298
F-Throws made per game	20.4	14.8	12/17/16	ARKANSAS-PINE BLUFF	w 83-43	10404
REBOUNDS	680	660	12/20/16	at Arizona	L 46-77	14008
Rebounds per game	34.0	33.0	* 12/28/16	FRESNO STATE	w 78-73	11844
Rebounding margin	+1.0	-	* 01-01-17	at SAN DIEGO STATE	w 68-62	12414
ASSISTS	281	300	* 01/04/17	at Utah State	L 75-79	3897
Assists per game	14.1	15.0	* 01/07/17	NEVADA	Lot 104-105	11235
TURNOVERS	263	288	* 01/10/17	UNLV	L 66-71	11379
Turnovers per game	13.2	14.4	* 1/14/17	at Colorado State	w 84-71	3418
Turnover margin	+1.3	-	* 01/17/17	at Boise State	w 81-70	3752
Assist/turnover ratio	1.1	1.0	* 01/21/17	WYOMING	w 78-71	12501
STEALS	134	151				
Steals per game	6.7	7.6				
BLOCKS	68	67				
Blocks per game	3.4	3.4				
ATTENDANCE	115996	49843				
Home games-Avg/Game	10-11600	7-7120				
Neutral site-Avg/Game	-	3-0				

* - Conference game

Score by Periods	1st	2nd	OT	Totals
New Mexico	737	785	10	1532
Opponents	691	768	11	1470

2016-17 Conference Stats

THE STAT CREW SYSTEM New Mexico Combined Team Statistics (as of Jan 21, 2017) Conference games

RECORD:	OVERALL	HOME	AWAY	NEUTRAL
ALL GAMES	5-3	2-2	3-1	0-0
CONFERENCE	5-3	2-2	3-1	0-0
NON-CONFERENCE	0-0	0-0	0-0	0-0

#	Player	gp-gs	min	avg	Total		3-Point		F-Throw		Rebounds								a	to	blk	stl	pts	avg
					fg-fga	fg%	3fg-fga	3fg%	ft-fa	ft%	off	def	tot	avg	pf	dq								
04	BROWN, Elijah	8-7	253	31.6	44-109	.404	20-49	.408	63-72	.875	4	40	44	5.5	25	0	23	22	3	11	171	21.4		
32	WILLIAMS, Tim	8-8	294	36.8	59-109	.541	1-4	.250	26-40	.650	14	47	61	7.6	15	0	16	19	8	6	145	18.1		
14	KUIPER, Dane	8-6	208	26.0	25-42	.595	10-18	.556	9-10	.900	5	19	24	3.0	27	3	17	6	2	8	69	8.6		
05	HARRIS, Jalen	8-8	223	27.9	20-42	.476	2-9	.222	19-25	.760	0	23	23	2.9	21	0	25	13	2	7	61	7.6		
24	JEFFERSON, Damien	7-0	90	12.9	17-30	.567	3-6	.500	6-13	.462	2	10	12	1.7	10	0	6	6	1	1	43	6.1		
20	LOGWOOD, Sam	8-3	153	19.1	15-42	.357	2-6	.333	8-15	.533	4	17	21	2.6	11	0	0	7	1	5	40	5.0		
11	AGET, Obj	8-8	141	17.6	18-28	.643	0-0	.000	4-5	.800	9	17	26	3.3	17	0	4	6	11	3	40	5.0		
03	HUNTER, Jordan	6-0	83	13.8	8-17	.471	2-4	.500	7-8	.875	1	7	8	1.3	12	0	9	6	0	3	25	4.2		
21	ADAMS, Xavier	3-0	44	14.7	3-4	.750	0-1	.000	4-4	1.000	4	3	7	2.3	2	0	2	4	0	4	10	3.3		
23	FURSTINGER, Joe	6-0	80	13.3	5-14	.357	0-0	.000	6-8	.750	8	7	15	2.5	16	0	3	4	4	2	16	2.7		
31	MATHIS, Anthony	3-0	25	8.3	3-10	.300	1-6	.167	0-0	.000	0	4	4	1.3	3	0	8	0	0	2	7	2.3		
55	MACDOUGALL, Conn	4-0	24	6.0	2-5	.400	0-0	.000	3-4	.750	1	5	6	1.5	2	0	0	2	0	0	7	1.8		
01	UGUAK, Aher	2-0	7	3.5	0-1	.000	0-1	.000	0-2	.000	1	1	2	1.0	0	0	1	0	1	0	0	0.0		
Team											7	15	22		1			2						
Total.....		8	1625		219-453	.483	41-104	.394	155-206	.752	60	215	275	34.4	162	3	114	97	33	52	634	79.2		
Opponents.....		8	1625		203-475	.427	68-188	.362	128-185	.692	83	192	275	34.4	166	-	122	103	34	59	602	75.2		

TEAM STATISTICS	NM	OPP	Date	Opponent	Score	Att
SCORING	634	602	* 12/28/16	FRESNO STATE	W 78-73	11844
Points per game	79.2	75.2	* 01-01-17	at SAN DIEGO STATE	W 68-62	12414
Scoring margin	+4.0	-	* 01/04/17	at Utah State	L 75-79	3897
FIELD GOALS-ATT	219-453	203-475	* 01/07/17	NEVADA	Lot 104-105	11235
Field goal pct	.483	.427	* 01/10/17	UNLV	L 66-71	11379
3 POINT FG-ATT	41-104	68-188	* 1/14/17	at Colorado State	W 84-71	3418
3-point FG pct	.394	.362	* 01/17/17	at Boise State	W 81-70	3752
3-pt FG made per game	5.1	8.5	* 01/21/17	WYOMING	W 78-71	12501
FREE THROWS-ATT	155-206	128-185	* - Conference game			
Free throw pct	.752	.692				
F-Throws made per game	19.4	16.0				
REBOUNDS	275	275				
Rebounds per game	34.4	34.4				
Rebounding margin	+0.0	-				
ASSISTS	114	122				
Assists per game	14.3	15.3				
TURNOVERS	97	103				
Turnovers per game	12.1	12.9				
Turnover margin	+0.8	-				
Assist/turnover ratio	1.2	1.2				
STEALS	52	59				
Steals per game	6.5	7.4				
BLOCKS	33	34				
Blocks per game	4.1	4.3				
ATTENDANCE	46959	23481				
Home games-Avg/Game	4-11740	4-5870				
Neutral site-Avg/Game	-	0-0				

Score by Periods	1st	2nd	OT	Totals
New Mexico	311	313	10	634
Opponents	272	319	11	602

2016-17 Extended Season Stats

RECORD:	OVERALL	HOME	AWAY	NEUTRAL
ALL GAMES	13-8	9-2	3-4	1-2
CONFERENCE	6-3	3-2	3-1	0-0
NON-CONFERENCE	7-5	6-0	0-3	1-2

#	Player	gp-gs	min	avg	Total	fg%	3-Point	ft%	F-Throw	off	Rebounds			avg	pf	dq	a	a/g	to	to/g	a/to	blk	blk/g	stl	stl/g	pts	avg
					fg-fga		3fg-fga		ft-fa		def	tot	avq														
04	BROWN, Elijah	21-18	632	30.1	110-271	.406	43-130	.331	125-153	.817	8	95	103	4.9	47	0	61	2.90	62	2.95	0.98	3	0.14	28	1.33	388	18.5
32	WILLIAMS, Tim	19-19	639	33.6	132-230	.574	1-5	.200	74-102	.725	38	96	134	7.1	38	0	28	1.47	38	2.00	0.74	13	0.68	11	0.58	339	17.8
14	KUIPER, Dane	18-10	370	20.6	46-92	.500	19-43	.442	15-17	.882	12	34	46	2.6	44	3	29	1.61	16	0.89	1.81	4	0.22	15	0.83	126	7.0
20	LOGWOOD, Sam	20-12	405	20.3	43-99	.434	6-15	.400	30-45	.667	12	42	54	2.7	23	0	25	1.25	23	1.15	1.09	2	0.10	13	0.65	122	6.1
24	JEFFERSON, Damien	19-0	233	12.3	41-83	.494	4-19	.211	18-34	.529	5	31	36	1.9	29	0	17	0.89	22	1.16	0.77	2	0.11	6	0.32	104	5.5
03	HUNTER, Jordan	19-10	380	20.0	30-74	.405	12-30	.400	28-32	.875	6	35	41	2.2	38	1	49	2.58	27	1.42	1.81	0	0.00	14	0.74	100	5.3
05	HARRIS, Jalen	21-11	448	21.3	37-74	.500	4-15	.267	29-40	.725	0	36	36	1.7	43	0	53	2.52	28	1.33	1.89	2	0.10	19	0.90	107	5.1
11	AGET, Obij	21-19	362	17.2	45-76	.592	0-0	.000	17-22	.773	21	40	61	2.9	39	1	8	0.38	7	0.33	1.14	24	1.14	7	0.33	107	5.1
55	MACDOUGALL, Connor	17-0	190	11.2	21-47	.447	0-0	.000	30-37	.811	17	19	36	2.1	37	2	1	0.06	15	0.88	0.07	5	0.29	0	0.00	72	4.2
21	ADAMS, Xavier	15-0	186	12.4	15-34	.441	0-5	.000	29-36	.806	10	24	34	2.3	22	1	3	0.20	11	0.73	0.27	1	0.07	12	0.80	59	3.9
23	FURSTINGER, Joe	17-4	247	14.5	18-38	.474	0-0	.000	19-26	.731	22	34	56	3.3	41	1	11	0.65	12	0.71	0.92	16	0.94	6	0.35	55	3.2
31	MATHIS, Anthony	8-0	41	5.1	4-15	.267	2-11	.182	3-3	1.000	0	7	7	0.9	4	0	8	1.00	2	0.25	4.00	0	0.00	2	0.25	13	1.6
01	UGUAK, Aher	11-2	90	8.2	3-13	.231	1-6	.167	7-12	.583	5	4	9	0.8	4	0	5	0.45	6	0.55	0.83	1	0.09	5	0.45	14	1.3
30	CUMBER, Adam	1-0	2	2.0	0-0	.000	0-0	.000	0-0	.000	0	0	0	0.0	0	0	0	0.00	0	0.00	0.00	0	0.00	0	0.00	0	0.0
Total.....		21	4225		545-1146	.476	92-279	.330	424-559	.758	186	527	713	34.0	410	9	298	14.19	273	13.00	1.09	73	3.48	138	6.57	1606	76.5
Opponents.....		21	4225		520-1196	.435	187-491	.381	304-437	.696	210	478	688	32.8	459	-	309	14.71	300	14.29	1.03	71	3.38	155	7.38	1531	72.9

Score by Periods	1st	2nd	OT	Totals
New Mexico	769	827	10	1606
Opponents	720	800	11	1531

2016-17 Season Metrics

#	Player	Min	AST%	EFG%	TS%	Usg%	DRB%	ORB%	TRB%
21	ADAMS, Xavier	186	2.9	.441	.592	16.6	14.8	6.8	11.0
11	AGET, Obij	362	4.2	.592	.624	13.0	12.7	7.4	10.2
04	BROWN, Elijah	632	20.5	.485	.573	32.1	17.2	1.6	9.8
30	CUMBER, Adam	2	0.0	.000	.000	0.0	0.0	0.0	0.0
23	FURSTINGER, Joe	247	7.8	.474	.556	12.6	15.8	11.3	13.7
05	HARRIS, Jalen	448	21.0	.527	.584	13.5	9.2	0.0	4.8
03	HUNTER, Jordan	380	22.8	.486	.568	15.4	10.6	2.0	6.5
24	JEFFERSON, Damien	233	15.6	.518	.531	26.1	15.3	2.7	9.3
14	KUIPER, Dane	370	15.1	.603	.633	15.8	10.5	4.1	7.5
20	LOGWOOD, Sam	405	11.5	.465	.513	17.8	11.9	3.8	8.0
55	MACDOUGALL, Connor	190	1.0	.447	.569	20.9	11.5	11.4	11.4
31	MATHIS, Anthony	41	35.6	.333	.398	22.7	19.6	0.0	10.3
01	UGUAK, Aher	90	9.1	.269	.383	13.7	5.1	7.1	6.0
32	WILLIAMS, Tim	639	10.0	.576	.617	24.9	17.2	7.6	12.6

Estimated possessions: 1500.9
Team offensive rating (ORTg): 107.0
Team defensive rating (DRtg): 102.0

AST% - An estimate of the pct of teammate field goals assisted while on the floor
EFG% - Effective FG% (adjusts to include additional points from 3FGs)
TS% - True Shooting% (takes into account field goals, 3-point field goals, and free throws
Usg% - An estimate of the pct of team plays used while on the floor
DRB% - An estimate of the pct of available defensive rebounds grabbed while on the floor
ORB% - An estimate of the pct of available offensive rebounds grabbed while on the floor
TRB% - An estimate of the pct of all available rebounds grabbed while on the floor

ORTg - Offensive rating - points scored per 100 possessions
DRtg - Defensive rating - points allowed per 100 possessions

2016-17 Team Game-by-Game

Opponent	Date	Score		fg-fga	pct	3fg-fga	pct	ft-fla	pct	off	def	tot	avg	pf	a	t/o	blk	stl	pts	avg
IDAHO STATE	11/11/16	81-70	W	28-59	.475	3-16	.188	22-33	.667	18	21	39	39.0	20	19	18	4	6	81	81.0
HOUSTON BAPTIST	11/14/16	95-79	W	28-45	.622	4-12	.333	35-42	.833	4	29	33	36.0	16	19	13	1	8	95	88.0
NEW MEXICO STATE	11/18/16	72-59	W	24-54	.444	1-10	.100	23-37	.622	15	25	40	37.3	23	10	12	3	9	72	82.7
vs Virginia Tech	11/24/16	72-92	L	26-58	.448	4-14	.286	16-21	.762	11	20	31	35.8	22	11	11	4	2	72	80.0
vs CSUN	11/25/16	105-89	W	37-57	.649	4-7	.571	27-33	.818	6	17	23	33.2	22	18	11	3	9	105	85.0
vs Dayton	11/27/16	57-64	L	20-49	.408	7-14	.500	10-13	.769	5	28	33	33.2	20	11	16	2	3	57	80.3
ABILENE CHRISTIAN	11/30/16	64-55	W	22-48	.458	2-11	.182	18-25	.720	9	24	33	33.1	9	16	8	1	4	64	78.0
at Illinois State	12/3/16	74-79	L	26-57	.456	4-17	.235	18-21	.857	10	29	39	33.9	17	13	14	2	8	74	77.5
UTEP	12/07/16	78-77	W	25-44	.568	7-14	.500	21-32	.656	5	26	31	33.6	14	13	15	3	6	78	77.6
at New Mexico State	12/10/16	71-84	L	26-58	.448	4-17	.235	15-23	.652	10	19	29	33.1	27	8	14	2	6	71	76.9
ARKANSAS-PINE BLUFF	12/17/16	83-43	W	20-45	.444	6-17	.353	37-40	.925	12	32	44	34.1	13	18	22	8	16	83	77.5
at Arizona	12/20/16	46-77	L	17-65	.262	2-14	.143	10-16	.625	14	16	30	33.8	26	11	12	2	5	46	74.8
FRESNO STATE	12/28/16	78-73	W	23-51	.451	3-10	.300	29-34	.853	7	25	32	33.6	17	13	12	2	10	78	75.1
at SAN DIEGO STATE	01-01-17	68-62	W	21-51	.412	6-12	.500	20-26	.769	11	27	38	33.9	17	13	16	4	6	68	74.6
at Utah State	01/04/17	75-79	L	28-53	.528	4-12	.333	15-20	.750	9	20	29	33.6	20	16	15	1	6	75	74.6
NEVADA	01/07/17	104-105	Lot	36-73	.493	6-17	.353	26-40	.650	6	33	39	33.9	23	16	5	8	7	104	76.4
UNLV	01/10/17	66-71	L	24-50	.480	4-15	.267	14-17	.824	4	28	32	33.8	21	14	13	8	5	66	75.8
at Colorado State	1/14/17	84-71	W	30-54	.556	6-9	.667	18-27	.667	9	30	39	34.1	30	17	17	6	2	84	76.3
at Boise State	01/17/17	81-70	W	27-54	.500	6-12	.500	21-22	.955	6	22	28	33.8	20	10	12	0	9	81	76.5
WYOMING	01/21/17	78-71	W	30-67	.448	6-17	.353	12-20	.600	8	30	38	34.0	14	15	7	4	7	78	76.6
UTAH STATE	01/24/17	74-61	W	27-54	.500	3-12	.250	17-17	1.000	7	26	33	34.0	19	17	10	5	4	74	76.5
New Mexico		1606		545-1146	.476	92-279	.330	424-559	.758	186	527	713	34.0	410	298	273	73	138	1606	76.5
Opponents		1531		520-1196	.435	187-491	.381	304-437	.696	210	478	688	32.8	459	309	300	71	155	1531	72.9

Games played: 21
Points/game: 76.5
FG Pct: 47.6
3FG Pct: 33.0
FT Pct: 75.8

Rebounds/game: 34.0
Assists/game: 14.2
Turnovers/game: 13.0
Assist/turnover ratio: 1.1
Steals/game: 6.6
Blocks/game: 3.5

2016-17 Opponent Game-by-Game

Opponent	Date	Score		fg-fga	pct	3fg-fga	pct	ft-fla	pct	off	def	tot	avg	pf	a	t/o	blk	stl	pts	avg
IDAHO STATE	11/11/16	81-70	W	27-57	.474	9-22	.409	7-11	.636	10	19	29	29.0	29	17	20	0	10	70	70.0
HOUSTON BAPTIST	11/14/16	95-79	W	27-63	.429	13-30	.433	12-19	.632	10	15	25	27.0	31	15	12	0	7	79	74.5
NEW MEXICO STATE	11/18/16	72-59	W	19-53	.358	7-24	.292	14-21	.667	13	22	35	29.7	29	10	20	4	7	59	69.3
vs Virginia Tech	11/24/16	72-92	L	31-62	.500	11-24	.458	19-20	.950	10	25	35	31.0	21	20	8	3	6	92	75.0
vs CSUN	11/25/16	105-89	W	29-56	.518	7-17	.412	24-29	.828	13	18	31	31.0	26	15	21	1	5	89	77.8
vs Dayton	11/27/16	57-64	L	22-54	.407	6-22	.273	14-21	.667	9	26	35	31.7	16	14	9	3	7	64	75.5
ABILENE CHRISTIAN	11/30/16	64-55	W	20-48	.417	8-24	.333	7-10	.700	6	22	28	31.1	20	13	14	2	3	55	72.6
at Illinois State	12/3/16	74-79	L	26-61	.426	14-35	.400	13-20	.650	9	23	32	31.3	18	17	12	2	8	79	73.4
UTEP	12/07/16	78-77	W	27-58	.466	15-29	.517	8-14	.571	8	18	26	30.7	24	22	13	6	9	77	73.8
at New Mexico State	12/10/16	71-84	L	26-51	.510	11-22	.500	21-31	.677	11	28	39	31.5	23	13	18	4	7	84	74.8
ARKANSAS-PINE BLUFF	12/17/16	83-43	W	15-57	.263	6-21	.286	7-10	.700	8	13	21	30.5	26	8	22	4	17	43	71.9
at Arizona	12/20/16	46-77	L	25-50	.500	6-16	.375	21-29	.724	12	37	49	32.1	11	14	16	4	6	77	72.3
FRESNO STATE	12/28/16	78-73	W	30-62	.484	6-16	.375	7-12	.583	8	25	33	32.2	22	12	14	3	7	73	72.4
at SAN DIEGO STATE	01-01-17	68-62	W	22-53	.415	5-23	.217	13-18	.722	8	19	27	31.8	18	12	16	4	13	62	71.6
at Utah State	01/04/17	75-79	L	25-53	.472	10-22	.455	19-28	.679	12	19	31	31.7	20	19	13	1	9	79	72.1
NEVADA	01/07/17	104-105	Lot	36-75	.480	15-32	.469	18-27	.667	11	36	47	32.7	30	25	12	9	2	105	74.2
UNLV	01/10/17	66-71	L	23-60	.383	9-21	.429	16-22	.727	12	23	35	32.8	14	15	11	3	10	71	74.0
at Colorado State	1/14/17	84-71	W	19-53	.358	7-22	.318	26-39	.667	11	18	29	32.6	22	12	12	4	10	71	73.8
at Boise State	01/17/17	81-70	W	22-58	.379	5-23	.217	21-26	.808	14	20	34	32.7	21	10	12	4	6	70	73.6
WYOMING	01/21/17	78-71	W	26-61	.426	11-29	.379	8-13	.615	7	32	39	33.0	19	17	13	6	2	71	73.5
UTAH STATE	01/24/17	74-61	W	23-51	.451	6-17	.353	9-17	.529	8	20	28	32.8	19	9	12	4	4	61	72.9
Opponents		1531		520-1196	.435	187-491	.381	304-437	.696	210	478	688	32.8	459	309	300	71	155	1531	72.9
New Mexico		1606		545-1146	.476	92-279	.330	424-559	.758	186	527	713	34.0	410	298	273	73	138	1606	76.5

Games played: 21
Points/game: 72.9
FG Pct: 43.5
3FG Pct: 38.1
FT Pct: 69.6

Rebounds/game: 32.8
Assists/game: 14.7
Turnovers/game: 14.3
Assist/turnover ratio: 1.0
Steals/game: 7.4
Blocks/game: 3.4

New Mexico's Last Time Out

Official Basketball Box Score -- Game Totals -- Final Statistics

Utah State vs New Mexico

01/24/17 9 p.m. MT at WisePies Arena - The Pit

Utah State 61 • 8-11, 2-6 MW

##	Player		Total		3-Ptr	Rebounds			PF	TP	A	TO	Blk	Stl	Min
			FG-FGA	FG-FGA	FT-FTA	Off	Def	Tot							
11	DARGENTON, Alexis	f	3-9	0-2	1-2	0	2	2	4	7	1	0	4	0	34
15	JANICEK, Norbert	f	1-2	0-0	0-0	1	2	3	4	2	0	3	0	0	18
01	McEWEN, Koby	g	4-7	2-3	7-9	0	7	7	2	17	2	2	0	1	32
03	MERRILL, Sam	g	2-7	1-4	0-0	1	0	1	1	5	3	2	0	2	28
14	MOORE, Jalen	g	6-12	1-3	1-2	1	6	7	2	14	2	2	0	0	38
00	RECTOR, Shane		3-4	2-3	0-0	1	0	1	3	8	1	2	0	0	16
05	PEARRE, Julion		1-3	0-2	0-1	0	0	0	1	2	0	0	0	1	13
10	TAYLOR, Quinn		3-7	0-0	0-3	3	1	4	2	6	0	1	0	0	18
24	BRITO, Diogo		0-0	0-0	0-0	0	0	0	0	0	0	0	0	0	3
Team						1	2	3							
Totals			23-51	6-17	9-17	8	20	28	19	61	9	12	4	4	200

FG % 1st Half: 12-26 46.2% 2nd half: 11-25 44.0% Game: 23-51 45.1%
 3FG % 1st Half: 1-7 14.3% 2nd half: 5-10 50.0% Game: 6-17 35.3%
 FT % 1st Half: 4-7 57.1% 2nd half: 5-10 50.0% Game: 9-17 52.9%

Deadball
Rebounds
2

New Mexico 74 • 13-8, 6-3 MW

##	Player		Total		3-Ptr	Rebounds			PF	TP	A	TO	Blk	Stl	Min
			FG-FGA	FG-FGA	FT-FTA	Off	Def	Tot							
14	KUIPER, Dane	f	4-9	0-3	0-0	0	4	4	2	8	2	1	0	0	35
32	WILLIAMS, Tim	f	6-11	0-0	1-1	1	4	5	4	13	2	0	0	0	30
11	AGET, Obij	c	0-2	0-0	0-0	1	0	1	3	0	0	1	2	0	13
04	BROWN, Elijah	g	8-13	2-5	6-6	1	7	8	2	24	3	5	0	1	34
05	HARRIS, Jalen	g	3-3	1-1	0-0	0	1	1	1	7	3	2	0	1	21
03	HUNTER, Jordan		1-5	0-3	4-4	0	1	1	1	6	5	0	0	2	21
20	LOGWOOD, Sam		0-2	0-0	0-0	0	1	1	1	0	0	0	0	0	5
23	FURSTINGER, Joe		0-2	0-0	0-0	1	4	5	0	0	2	0	1	0	21
24	JEFFERSON, Damien		3-3	0-0	0-0	0	2	2	2	6	0	1	0	0	10
55	MACDOUGALL, Connor		2-4	0-0	6-6	1	1	2	3	10	0	0	2	0	10
Team						2	1	3							
Totals			27-54	3-12	17-17	7	26	33	19	74	17	10	5	4	200

FG % 1st Half: 14-30 46.7% 2nd half: 13-24 54.2% Game: 27-54 50.0%
 3FG % 1st Half: 1-6 16.7% 2nd half: 2-6 33.3% Game: 3-12 25.0%
 FT % 1st Half: 3-3 100.0 2nd half: 14-14 100.0 Game: 17-17 100.0

Deadball
Rebounds
0

Officials: David Hall, Verne Harris, Mike Reed
 Technical fouls: Utah State-None. New Mexico-None.
 Attendance: 10698

Score by periods	1st	2nd	Total
Utah State	29	32	61
New Mexico	32	42	74

Points	In Paint	Off T/O	2nd Chance	Fast Break	Bench
US	30	9	6	4	16
NM	24	18	9	2	22

Last FG - US 2nd-01:36, NM 2nd-03:30.
 Largest lead - US by 2 1st-13:03, NM by 15 2nd-03:30.
 US led for 04:17. NM led for 31:30. Game was tied for 04:13.

Score tied - 8 times.
 Lead changed - 8 times.

Last Time They Met

Official Basketball Box Score -- Game Totals -- Final Statistics

Nevada vs New Mexico

01/07/17 9:15 p.m. MT at WisePies Arena - The Pit

Nevada 105 • 14-3, 3-1 MW

##	Player		Total		3-Ptr	Rebounds			PF	TP	A	TO	Blk	Stl	Min
			FG-FGA	FG-FGA	FT-FTA	Off	Def	Tot							
24	CAROLINE, Jordan	f	17-29	5-8	6-12	5	8	13	4	45	1	1	0	1	43
00	OLIVER, Cameron	c	5-12	0-4	3-4	0	9	9	2	13	3	0	5	0	32
01	MARSHALL, Marcus	g	8-16	6-12	4-5	0	3	3	5	26	1	2	0	0	37
14	DREW, Lindsey	g	2-4	0-0	0-0	0	3	3	4	4	4	4	3	1	28
15	FENNER, D.J.	g	2-7	2-5	3-4	1	6	7	5	9	6	4	1	0	32
02	KING II, Leland		0-3	0-0	0-0	1	1	2	2	0	1	0	0	0	6
04	RAMSEY, Devealrl		1-3	1-2	2-2	0	4	4	4	5	9	1	0	0	33
23	TOOLEY, Charlie		1-1	1-1	0-0	0	0	0	3	3	0	0	0	0	6
34	CARLSON, John		0-0	0-0	0-0	0	1	1	1	0	0	0	0	0	8
Team						4	1	5							
Totals			36-75	15-32	18-27	11	36	47	30	105	25	12	9	2	225

FG % 1st Half: 11-29 37.9% 2nd half: 21-37 56.8% OT: 4-9 44.4% Game: 36-75 48.0% Deadball
 3FG % 1st Half: 2-10 20.0% 2nd half: 12-18 66.7% OT: 1-4 25.0% Game: 15-32 46.9% Rebounds
 FT % 1st Half: 7-10 70.0% 2nd half: 9-14 64.3% OT: 2-3 66.7% Game: 18-27 66.7% 4,1

New Mexico 104 • 9-7, 2-2 MW

##	Player		Total		3-Ptr	Rebounds			PF	TP	A	TO	Blk	Stl	Min
			FG-FGA	FG-FGA	FT-FTA	Off	Def	Tot							
14	KUIPER, Dane	f	3-5	0-1	2-2	1	0	1	4	8	0	0	0	0	26
32	WILLIAMS, Tim	f	10-16	0-0	6-10	2	6	8	3	26	2	1	5	0	41
11	AGET, Obij	c	1-5	0-0	0-0	3	1	4	1	2	1	0	1	0	14
04	BROWN, Elijah	g	7-15	3-6	9-12	0	4	4	3	26	2	2	0	3	35
05	HARRIS, Jalen	g	4-11	0-2	7-10	0	9	9	3	15	4	1	0	3	37
01	UGUAK, Aher		0-1	0-1	0-0	0	0	0	0	0	0	0	1	0	2
20	LOGWOOD, Sam		4-7	1-3	0-2	0	4	4	2	9	0	0	1	1	29
23	FURSTINGER, Joe		0-0	0-0	2-2	0	0	0	4	2	1	0	0	0	9
24	JEFFERSON, Damien		5-8	1-1	0-2	0	3	3	3	11	2	1	0	0	23
31	MATHIS, Anthony		2-5	1-3	0-0	0	1	1	0	5	4	0	0	0	7
55	MACDOUGALL, Connor		0-0	0-0	0-0	0	0	0	0	0	0	0	0	0	2
Team						0	5	5							
Totals			36-73	6-17	26-40	6	33	39	23	104	16	5	8	7	225

FG % 1st Half: 17-35 48.6% 2nd half: 18-33 54.5% OT: 1-5 20.0% Game: 36-73 49.3% Deadball
 3FG % 1st Half: 4-9 44.4% 2nd half: 1-6 16.7% OT: 1-2 50.0% Game: 6-17 35.3% Rebounds
 FT % 1st Half: 6-6 100.0 2nd half: 13-26 50.0% OT: 7-8 87.5% Game: 26-40 65.0% 8

Officials: Christ Rastatter, Tom O'Niell, D.G. Nelson

Technical fouls: Nevada-FENNER, D.J.; CAROLINE, Jordan. New Mexico-JEFFERSON, Damien.

Attendance: 11235

Score by periods	1st	2nd	OT	Total
Nevada	31	63	11	105
New Mexico	44	50	10	104

Points	In	Off	2nd	Fast	
Paint	Paint	T/O	Chance	Break	Bench
NV	36	9	5	14	8
NM	48	10	11	12	27

Last FG - NV OT-00:02, NM OT-03:35.

Largest lead - NV by 3 1st-18:26, NM by 25 2nd-11:00.

NV led for 02:16. NM led for 40:04. Game was tied for 02:34.

Score tied - 4 times.

Lead changed - 5 times.

2016-17 Nevada's Roster

No.	Name	Pos.	Ht.	Wt.	Cl.	Hometown (High School/Previous School)
0	Cameron Oliver	F	6-8	235	So.	Oakland, Calif. (Grant HS)
1	Marcus Marshall	G	6-3	200	Sr.	St. Paul, Minn. (Missouri State)
2	Leland King II	F	6-7	225	Jr.	Inglewood, Calif. (Brown)
4	Devearl Ramsey	G	5-11	180	Fr.	Los Angeles, Calif. (Sierra Canyon HS)
14	Lindsey Drew	G	6-4	180	So.	Encino, Calif. (Fairfax HS)
15	D.J. Fenner	G	6-6	205	Sr.	Seattle, Wash. (Seattle Prep)
20	David Cunningham	G	6-4	195	So.	Sacramento, Calif. (Bella Vista HS)
22	David Kyle	F	6-6	220	Fr.	Reno, Nev. (Reno HS)
23	Charlie Tooley	G	6-0	195	Fr.	Granite Bay, Calif. (Granite Bay HS)
24	Jordan Caroline	G/F	6-7	235	So.	Champaign, Ill. (Southern Illinois)
31	Collin Weaver	G	6-3	195	Jr.	Glendale, Ariz. (Iowa Western)
33	Josh Hall	G	6-6	190	Fr.	Houston, Texas (Genesis Academy)
34	John Carlson	F	6-8	225	So.	Reno, Nev. (San Diego Christian)

Coaches

Head Coach: Eric Musselman (San Diego, 1987) – Second season

Assistant Coach: Dave Rice (UNLV, 1993) – First season

Assistant Coach: Yanni Hufnagel (Cornell, 2006) – First season

Assistant Coach: Ronald Dupree (LSU, 2015) – First season

Director of Operations: Anthony Ruta (Arizona State, 2011) – Second season

Video Coordinator: Brandon Chambers (VCU, 2014) – First season

Director of Player Development: Sam Krosnick (Maryland, 2014) First season

Graduate Assistant: Hays Myers (LSU, 2016) – First season

Graduate Assistant: Cade Knutson (Southern Oregon, 2016) – First season

Graduate Assistant: Peter Herman (Winona State, 2016) – First season

Graduate Assistant: Marcus Whitt (Columbia College, 2016) – First season

Student Assistant: Hallice Cooke – First season

Strength & Conditioning Coach: Rodney Fowler (Kansas, 2008) – First season

Trainer: Elbert Denina (Long Beach State, 2010) – First season

Academic Advisor: James Hall (Tiffin, 2013) – Third season

Pronunciation Guide

Devearl Ramsey DUH-verl

2016-17 Nevada's Season Stats

2016-17 Nevada Men's Basketball Nevada Combined Team Statistics (as of Jan 25, 2017) All games

RECORD:	OVERALL	HOME	AWAY	NEUTRAL
ALL GAMES	17-4	8-1	5-2	4-1
CONFERENCE	6-2	3-1	3-1	0-0
NON-CONFERENCE	11-2	5-0	2-1	4-1

#	Player	gp-gs	min	avg	Total	3-Point	F-Throw	Rebounds										pts	avg
					fg-fga	fg%	3fg-fga	3fg%	ft-fa	ft%	off	def	tot	avg	pf	dq	a	to	blk
01	MARSHALL, Marcus	21-21	746	35.5	138-313	.441	80-198	.404	96-117	.821	7	45	52	2.5	44	1	67	33	2
00	OLIVER, Cameron	21-20	647	30.8	106-235	.451	35-97	.361	55-85	.647	31	136	167	8.0	62	2	43	50	62
15	FENNER, D.J.	21-8	619	29.5	94-191	.492	40-82	.488	65-80	.813	16	59	75	3.6	60	2	30	41	8
24	CAROLINE, Jordan	21-20	746	35.5	96-218	.440	14-41	.341	85-149	.570	74	123	197	9.4	49	0	43	45	9
14	DREW, Lindsey	21-19	673	32.0	49-101	.485	14-36	.389	23-39	.590	21	80	101	4.8	58	2	112	41	23
02	KING II, Leland	18-1	188	10.4	22-62	.355	2-21	.095	12-18	.667	18	29	47	2.6	18	0	11	11	1
33	HALL, Josh	15-7	143	9.5	14-35	.400	4-9	.444	8-12	.667	5	15	20	1.3	8	0	7	7	0
04	RAMSEY, Deveal	17-2	182	10.7	3-19	.158	2-10	.200	8-11	.727	1	21	22	1.3	20	0	22	3	0
23	TOOLEY, Charlie	9-0	23	2.6	1-1	1.000	1-1	1.000	0-0	.000	2	1	3	0.3	6	0	0	0	0
34	CARLSON, John	5-0	19	3.8	0-1	.000	0-0	.000	0-1	.000	2	4	6	1.2	2	0	0	0	1
31	WEAVER, Collin	3-0	8	2.7	0-2	.000	0-2	.000	0-0	.000	0	1	1	0.3	0	0	0	0	0
20	CUNNINGHAM, David	4-0	4	1.0	0-0	.000	0-0	.000	0-0	.000	0	0	0	0.0	0	0	0	0	0
22	KYLE, David	3-0	2	0.7	0-0	.000	0-0	.000	0-0	.000	0	1	1	0.3	0	0	0	0	0
Team											33	29	62				2		
Total.....		21	4225		555-1230	.451	192-497	.386	372-536	.694	227	579	806	38.4	349	7	342	243	107
Opponents.....		21	4225		566-1327	.427	130-444	.293	253-359	.705	223	536	759	36.1	462	15	281	234	54

TEAM STATISTICS	NV	OPP	Date	Opponent	Score	Att.
SCORING	1674	1515	11/11/16	at Saint Mary's (CA)	L 63-81	3500
Points per game	79.7	72.1	11/14/16	LOYOLA MARYMOUNT	w 79-64	6176
Scoring margin	+7.6	-	11/18/16	OREGON STATE	w 83-58	8090
FIELD GOALS-ATT	555-1230	566-1327	+ 11/20/16	IONA	w 91-76	6375
Field goal pct	.451	.427	^ 11/23/16	vs Oakland	w 82-78	2698
3 POINT FG-ATT	192-497	130-444	^ 11/25/16	vs Buffalo	w 67-62	2723
3-point FG pct	.386	.293	^ 11/26/16	vs Iona	L 73-75	3233
3-pt FG made per game	9.1	6.2	11/29/16	PACIFIC	w 77-67	6920
FREE THROWS-ATT	372-536	253-359	\$ 12/03/16	at Bradley	w 91-69	5384
Free throw pct	.694	.705	12/11/16	at Washington	w 87-85	8171
F-Throws made per game	17.7	12.0	12/14/16	UC IRVINE	w 76-69	6911
REBOUNDS	806	759	# 12/21/16	vs Towson	w 81-72	218
Rebounds per game	38.4	36.1	# 12/22/16	vs Santa Barbara	w 67-66	264
Rebounding margin	+2.2	-	* 12/28/16	SAN JOSÉ STATE	w 80-55	10098
ASSISTS	342	281	* 12/31/16	at Fresno State	L 76-77	6043
Assists per game	16.3	13.4	* 01/04/17	SAN DIEGO STATE	w 72-69	8461
TURNOVERS	243	234	* 01/07/17	at New Mexico	Wot 105-104	11235
Turnovers per game	11.6	11.1	* 01/14/17	at Wyoming	w 89-74	4794
Turnover margin	-0.4	-	* 01/18/17	AIR FORCE	w 83-76	8462
Assist/turnover ratio	1.4	1.2	* 01/21/17	FRESNO STATE	L 76-81	10236
STEALS	99	127	* 01/25/17	at Boise State	w 76-57	7059
Steals per game	4.7	6.0	* = Mountain West game			
BLOCKS	107	54	+ = Great Alaska Shootout (Reno, Nev.)			
Blocks per game	5.1	2.6	^ = Great Alaska Shootout (Anchorage, Alaska)			
ATTENDANCE	71729	55322	# = South Point Holiday Hoops Classic (Las Vegas, Nev.)			
Home games-Avg/Game	9-7970	7-6598	! = Mountain West Championship (Thomas & Mack Arena, Las Vegas, Nev.)			
Neutral site-Avg/Game	-	5-1827	\$ = MW/MVC Challenge			

Score by Periods	1st	2nd	OT	Totals
Nevada	761	902	11	1674
Opponents	719	786	10	1515

2016-17 Nevada's Conference Stats

2016-17 Nevada Men's Basketball Nevada Combined Team Statistics (as of Jan 25, 2017) Conference games

RECORD:	OVERALL	HOME	AWAY	NEUTRAL
ALL GAMES	6-2	3-1	3-1	0-0
CONFERENCE	6-2	3-1	3-1	0-0
NON-CONFERENCE	0-0	0-0	0-0	0-0

#	Player	gp-gs	min	avg	Total		3-Point		F-Throw		Rebounds										pts	avg
					fg-fga	fg%	3fg-fga	3fg%	ft-fa	ft%	off	def	tot	avg	pf	dq	a	to	blk	stl		
01	MARSHALL, Marcus	8-8	303	37.9	59-127	.465	31-72	.431	40-46	.870	3	20	23	2.9	21	1	25	12	1	5	189	23.6
15	FENNER, D.J.	8-7	269	33.6	48-97	.495	19-43	.442	27-31	.871	7	27	34	4.3	26	2	14	18	6	3	142	17.8
24	CAROLINE, Jordan	8-8	299	37.4	43-95	.453	8-21	.381	34-55	.618	24	52	76	9.5	23	0	13	19	2	8	128	16.0
00	OLIVER, Cameron	8-7	253	31.6	39-89	.438	9-38	.237	11-17	.647	11	65	76	9.5	22	1	15	19	22	6	98	12.3
14	DREW, Lindsey	8-7	248	31.0	19-42	.452	5-16	.313	11-17	.647	8	26	34	4.3	28	1	42	15	12	12	54	6.8
02	KING II, Leland	7-1	70	10.0	9-24	.375	0-4	.000	3-5	.600	7	14	21	3.0	9	0	4	7	1	1	21	3.0
33	HALL, Josh	3-1	29	9.7	3-8	.375	1-2	.500	1-2	.500	1	6	7	2.3	3	0	2	0	0	1	8	2.7
04	RAMSEY, Deveal	8-1	114	14.3	2-11	.182	2-6	.333	8-10	.800	0	16	16	2.0	14	0	14	2	0	0	14	1.8
23	TOOLEY, Charlie	5-0	17	3.4	1-1	1.000	1-1	1.000	0-0	.000	2	1	3	0.6	6	0	0	0	0	1	3	0.6
22	KYLE, David	1-0	1	1.0	0-0	.000	0-0	.000	0-0	.000	0	1	1	1.0	0	0	0	0	0	0	0	0.0
34	CARLSON, John	5-0	19	3.8	0-1	.000	0-0	.000	0-1	.000	2	4	6	1.2	2	0	0	0	1	0	0	0.0
20	CUNNINGHAM, David	2-0	3	1.5	0-0	.000	0-0	.000	0-0	.000	0	0	0	0.0	0	0	0	0	0	0	0	0.0
Team											13	10	23									
Total.....		8	1625		223-495	.451	76-203	.374	135-184	.734	78	242	320	40.0	154	5	129	92	45	37	657	82.1
Opponents.....		8	1625		204-501	.407	52-184	.283	133-188	.707	77	219	296	37.0	168	5	100	87	29	46	593	74.1

TEAM STATISTICS	NV	OPP	Date	Opponent	Score	Att.
SCORING	657	593	* 12/28/16	SAN JOSÉ STATE	w 80-55	10098
Points per game	82.1	74.1	* 12/31/16	at Fresno State	L 76-77	6043
Scoring margin	+8.0	-	* 01/04/17	SAN DIEGO STATE	w 72-69	8461
FIELD GOALS-ATT	223-495	204-501	* 01/07/17	at New Mexico	Wot 105-104	11235
Field goal pct	.451	.407	* 01/14/17	at Wyoming	w 89-74	4794
3 POINT FG-ATT	76-203	52-184	* 01/18/17	AIR FORCE	w 83-76	8462
3-point FG pct	.374	.283	* 01/21/17	FRESNO STATE	L 76-81	10236
3-pt FG made per game	9.5	6.5	* 01/25/17	at Boise State	w 76-57	7059
FREE THROWS-ATT	135-184	133-188				
Free throw pct	.734	.707				
F-Throws made per game	16.9	16.6				
REBOUNDS	320	296				
Rebounds per game	40.0	37.0				
Rebounding margin	+3.0	-				
ASSISTS	129	100				
Assists per game	16.1	12.5				
TURNOVERS	92	87				
Turnovers per game	11.5	10.9				
Turnover margin	-0.6	-				
Assist/turnover ratio	1.4	1.1				
STEALS	37	46				
Steals per game	4.6	5.8				
BLOCKS	45	29				
Blocks per game	5.6	3.6				
ATTENDANCE	37257	29131				
Home games-Avg/Game	4-9314	4-7283				
Neutral site-Avg/Game	-	0-0				

* = Mountain West game
 + = Great Alaska Shootout (Reno, Nev.)
 ^ = Great Alaska Shootout (Anchorage, Alaska)
 # = South Point Holiday Hoops Classic (Las Vegas, Nev.)
 ! = Mountain West Championship (Thomas & Mack Arena, Las Vegas, Nev.)
 \$ = MW/MVC Challenge

Score by Periods	1st	2nd	OT	Totals
Nevada	282	364	11	657
Opponents	266	317	10	593

Nevada's Last Time Out

Official Basketball Box Score -- Game Totals -- Final Statistics

Nevada vs Boise State

01/25/17 8 pm at Boise, Idaho (Taco Bell Arena)

Nevada 76 • 17-4 (6-2 MW)

##	Player		Total		3-Ptr	Rebounds			PF	TP	A	TO	Blk	Stl	Min
			FG-FGA	FG-FGA	FT-FTA	Off	Def	Tot							
00	OLIVER, Cameron	f	6-16	1-6	4-4	5	10	15	1	17	2	1	4	1	38
24	CAROLINE, Jordan	f	3-7	0-1	6-8	0	5	5	3	12	2	2	0	0	36
01	MARSHALL, Marcus	g	7-17	4-10	0-0	1	1	2	2	18	3	1	0	1	35
14	DREW, Lindsey	g	1-5	0-1	0-0	1	3	4	2	2	5	1	2	3	29
15	FENNER, D.J.	g	7-12	3-7	4-4	2	2	4	1	21	0	1	2	0	34
04	RAMSEY, Devealrl		0-0	0-0	0-0	0	1	1	1	0	0	1	0	0	5
20	CUNNINGHAM, David		0-0	0-0	0-0	0	0	0	0	0	0	0	0	0	1
22	KYLE, David		0-0	0-0	0-0	0	1	1	0	0	0	0	0	0	1
23	TOOLEY, Charlie		0-0	0-0	0-0	0	0	0	0	0	0	0	0	0	1
33	HALL, Josh		2-6	1-2	1-2	1	3	4	3	6	2	0	0	1	19
34	CARLSON, John		0-0	0-0	0-0	0	0	0	0	0	0	0	0	0	1
Team						1	3	4							
Totals			26-63	9-27	15-18	11	29	40	13	76	14	7	8	6	200

FG % 1st Half: 15-36 41.7% 2nd half: 11-27 40.7% Game: 26-63 41.3%
 3FG % 1st Half: 3-12 25.0% 2nd half: 6-15 40.0% Game: 9-27 33.3%
 FT % 1st Half: 4-4 100.0 2nd half: 11-14 78.6% Game: 15-18 83.3%

Deadball
Rebounds
1

Boise State 57 • 12-7 (5-3 MW)

##	Player		Total		3-Ptr	Rebounds			PF	TP	A	TO	Blk	Stl	Min
			FG-FGA	FG-FGA	FT-FTA	Off	Def	Tot							
13	DUNCAN, Nick	f	2-10	2-9	0-0	0	6	6	1	6	2	0	0	0	36
33	WACKER, David	f	1-2	0-0	1-2	3	3	6	4	3	0	2	1	1	24
03	JESSUP, Justinian	g	2-6	2-5	2-2	1	2	3	1	8	0	2	0	0	29
15	HUTCHISON, Chandler	g	9-18	0-2	5-6	1	6	7	3	23	5	6	1	1	33
30	AUSTIN, Paris	g	2-9	0-0	1-2	1	4	5	1	5	2	2	0	0	31
00	DICKINSON, Marcus		0-0	0-0	0-0	0	0	0	0	0	0	0	0	0	1
10	JORCH, Robin		0-0	0-0	0-0	0	0	0	0	0	0	0	0	0	4
11	HANEY, Zach		2-6	0-3	0-0	1	5	6	3	4	0	0	0	0	15
34	HOBBS, Alex		0-0	0-0	0-0	0	0	0	0	0	0	0	0	0	1
55	REID, James		2-6	2-5	2-2	0	1	1	3	8	3	0	0	0	26
Team						2	1	3				1			
Totals			20-57	6-24	11-14	9	28	37	16	57	12	13	2	2	200

FG % 1st Half: 11-27 40.7% 2nd half: 9-30 30.0% Game: 20-57 35.1%
 3FG % 1st Half: 5-12 41.7% 2nd half: 1-12 8.3% Game: 6-24 25.0%
 FT % 1st Half: 5-6 83.3% 2nd half: 6-8 75.0% Game: 11-14 78.6%

Deadball
Rebounds
2

Officials: Mike Scyphers, Mike Reed, Nate Harris
 Technical fouls: Nevada-None. Boise State-None.
 Attendance: 7059

Score by periods	1st	2nd	Total
Nevada	37	39	76
Boise State	32	25	57

	In	Off	2nd	Fast	
Points	Paint	T/O	Chance	Break	Bench
NV	20	10	16	12	6
BSU	28	14	9	7	12

Last FG - NV 2nd-04:09, BSU 2nd-02:23.
 Largest lead - NV by 19 2nd-03:53, BSU by 3 1st-19:13.
 NV led for 34:59. BSU led for 04:14. Game was tied for 00:47.

Score tied - 1 time.
 Lead changed - 3 times.

By The Numbers

SINGLE GAME HIGHS (2016-17 SEASON)

New Mexico

Points: 33 - Elijah Brown vs. Wyoming (1-21-17)
FG Made: 13 - Tim Williams vs. Utah State (1-4-17)
FG Att: 25 - Elijah Brown vs. Wyoming (1-21-17)
FG %*: .909 - Tim Williams vs. Houston Baptist (11-14-16)
3FG Made: 4 - Two Times
3FG Att: 11 - Elijah Brown (2x)
FT Made: 14 - Elijah Brown vs. Fresno State (12-28-16)
FT Att: 14 - Elijah Brown vs. Fresno State (12-28-16)
FT %*: 100% - 23 Times
Rebounds: 11 - Tim Williams (4X)/ Joe Furstinger
Assists: 8 - Two players
Steals: 4 - Two players
Blocks: 7 - Obij Aget vs. UNLV (1-10-17)

*Minimum eight attempts

Opponents

Points: 45 - Jordan Caroline, Nevada (1-7-17)
FG Made: 17 - Jordan Caroline, Nevada (1-7-17)
FG Att: 29 - Jordan Caroline, Nevada (1-7-17)
FG %*: .889 - Deon Barrett, UTEP (12-7-16)
3FG Made: 7 - Deon Barrett, UTEP (12-7-16)
3FG Att: 12 - Two Players
FT Made: 12 - Koby McEwen, Utah State (1-4-17)
FT Att: 16 - Koby McEwen, Utah State (1-4-17)
FT %*: 1.000 - Six Players
Rebounds: 14 - Eli Chuha, NMSU (12-10-16)
Assists: 12 - Dominic Artis, UTEP (12-7-16)
Steals: 6 - Ethan Telfair, ISU (11-11-16)
Blocks: 5 - Cameron Oliver, Nevada (1-7-17)

*Minimum eight attempts

NEW MEXICO'S RECORD WHEN...

	All Games	MW
Leading at the half:	9-4	0-0
Trailing at the half:	3-4	0-0
Tied at the half:	1-0	0-0
Outrebounding opponent:	9-1	0-0
Outrebounded by opponent:	3-7	0-0
Commit more turnovers than opponent:	3-5	0-0
Commit less turnovers than opponent:	7-2	0-0
Commit more than 10 turnovers:	10-7	0-0
Commit less than 10 turnovers:	2-1	0-0
When shooting 50.0% or higher:	6-1	0-0
When shooting less than 50.0%:	7-7	0-0
Overtime games:	0-1	0-0
More bench points than opponent:	11-4	0-0
Inside The Pit:	9-2	0-0
On the Road:	3-4	0-0
At a neutral site:	1-2	0-0
Against ranked teams:	0-1	0-0
In cherry jerseys:	3-5	0-0
In silver jerseys:	0-1	0-0
In white jerseys:	9-1	0-0
In anthracite jerseys:	0-1	0-0
In turquoise jerseys:	1-0	0-0
In November:	5-2	0-0
In December:	3-3	0-0
In January:	5-3	0-0
In February:	0-0	0-0
In March:	0-0	0-0
When UNM scores less than 50 points:	0-1	0-0
When UNM scores 50-60 points:	0-1	0-0
When UNM scores 60-70 points:	2-1	0-0
When UNM scores 70-80 points:	5-4	0-0
When UNM scores 80+ points:	6-1	0-0

SCORING MARGIN BREAKDOWN

Total	1	2	3	4	5	6	7	8	9	10	11-15	16-20	21+
Win	1	0	0	0	1	1	1	0	1	0	4	2	1
Loss	1	0	0	1	2	0	1	0	0	0	1	1	1

Dunks: Logwood (7), Williams (11), Aget (19), Adams (7), Jefferson (3),
 Furstinger (5), MacDougall (2), Brown (3), Kuiper (3), Harris (3)
Charges: Adams (5), Hunter (2), Brown (1)

CHARTING THE NUMBERS

	Season	Career
Double-Digit Scoring Games		
Elijah Brown	19	50 (27-23)
Tim Williams	18	47 (27-20)
Obij Aget	2	19 (11-8)
Sam Logwood	5	15 (10-5)
Xavier Adams	5	5 (3-2)
Jalen Harris	3	3 (1-2)
Jordan Hunter	4	4 (2-2)
Dane Kuiper	5	6 (4-2)
Anthony Mathis	1	1 (1-0)
Damien Jefferson	3	3 (1-2)
Connor MacDougall	2	2 (2-0)
40-Point Games		
Elijah Brown		1 (0-1)
30-Point Games		
Tim Williams	2	2 (1-1)
Elijah Brown	1	6 (4-2)
20-Point Games		
Elijah Brown	7	25 (13-11)
Tim Williams	4	15 (10-5)
Sam Logwood	1	1 (1-0)
Scoring Leaders		
Elijah Brown	13	35 (20-15)
Tim Williams	9	16 (8-8)
Obij Aget	0	4 (1-3)
Sam Logwood	1	3 (3-0)
Dane Kuiper	1	1 (0-1)
10+ Rebound Games		
Tim Williams	4	10 (7-3)
Obij Aget	0	8 (4-4)
Elijah Brown	1	3 (1-2)
Joe Furstinger	1	1 (0-1)
Rebounding Leaders		
Tim Williams	12	31 (16-15)
Obij Aget	0	20 (10-9)
Elijah Brown	6	13 (10-3)
Sam Logwood	1	3 (3-0)
Tim Jacobs	0	2 (1-1)
Joe Furstinger	2	2 (0-3)
Damien Jefferson	1	1 (0-1)
Xavier Adams	1	1 (1-0)
Connor MacDougall	1	1 (1-0)
Jalen Harris	1	1 (0-1)
Double-Doubles		
Tim Williams	4	10 (7-3)
Obij Aget	0	8 (4-4)
Elijah Brown	1	3 (1-2)
Assist Leaders		
Elijah Brown	6	19 (11-8)
Sam Logwood	2	8 (3-5)
Dane Kuiper	1	3 (3-0)
Tim Williams	2	3 (3-0)
Joe Furstinger	1	2 (1-1)
Jordan Hunter	5	6 (4-2)
Aher Uguak	1	1 (1-0)
Xavier Adams	0	1 (1-0)
Jalen Harris	6	6 (1-5)
Anthony Mathis	1	1 (0-1)

* () Team's record in those games

The Last Time It Happened

NEW MEXICO

As A Team:

Scored 100 Points:	104 - Nevada (1-7-17)
Scored 90-99 Points:	95 - Houston Baptist (11-14-16)
Scored 80-89 Points:	81 - at Boise State (1-17-17)
Scored Less Than 50 Points:	46 - at Arizo na (12-20-16)
Scored Less Than 40 Points:	34 - at #25 San Diego State (1-26-13)
Won By 40 Points:	W, 83-43 - UAPB (12-17-16)
Won By 30 Points:	W, 88-52 - Alabama A&M (11-17-13)
Won By 20 Points:	W, 85-55 - Air Force (1-27-16)
Lost By 20-29 Points:	L, 92-72 - Virginia Tech (11-24-16)
Lost By 30 Points:	L, 77-46 - at Arizona (12-20-16)
Shot 65% Or Better:	69.2% (27-39) - at Air Force (1-15-05)
Shot 60% Or Better:	64.9% (37-57) - CSUN (11-25-16)
Shot Less Than 35%:	33.8% (24-71) - at San Diego State (2-6-16)
Shot Less Than 30%:	26.2% (17-65) - at Arizona (12-20-16)
Shot 60% 3FG Or Better:	66.7% (6-9) - at CSU (1-14-17)
Shot Less Than 30% 3FG:	25.0 (3-12) - vs. Utah State (1-24-17)
Made 10 Three-Pointers:	11 (of 37) - at Air Force (2-20-16)
Shot 100% on Free Throws:	100% (17-17) - vs. Utah State (1-24-17)
Shot 95% On Free Throws:	95.5% (21-22) - at Boise State (1-17-17)
Shot 85% On Free Throws:	87.9% (29-33) - vs. Fresno State (12-28-16)
Shot Less Than 50% On FTs:	45.5% (5-11) - at Air Force (3-9-13)
Had 50 Rebounds:	58 - vs. UAB (11-21-13)
Had 20 Offensive Rebounds:	23 - at USC (11-21-15)
Had 20 Assists:	22 - Rice (12-19-15)
Had 20 Turnovers:	22 - UAPB (12-17-16)
Had Less Than 10 Turnovers:	7 - vs. Wyoming (1-21-17)
Had 10 Steals:	10 - vs. Fresno State (12-28-16)
Had 10 Blocks:	12 - vs. UMass (11-22-13)
Had Two or More 20-Point Scorers:	vs. Nevada (1-7-17)

	Elijah Brown (26) & Tim Williams (26)
Had 6 Double-Digit Scorers:	North Dakota (1-7-12)
Had 5 Double-Digit Scorers:	Wyoming (1-16-16)
Had No Double-Digit Scorers:	at San Diego State (1-6-15)
Had Two 10+ Rebounders:	vs. Wyoming (1-21-15)
	Tim Williams (11) & Elijah Brown (10)

Scored 50 Points In 1st Half:	54 - CSUN (11-25-16)
Scored 50 Points In 2nd Half:	50 - vs. Nevada (1-7-17)
Scored 20 Or Fewer Points In 1st Half:	16 - at Arizona (12-20-16)
Scored 20 Or Fewer Points In 2nd Half:	15 - at #25 San Diego State (1-26-13)
Failed To Make a 3FG:	(0-10) - vs. Washington State (12-25-15)
Defeated a Ranked Team:	W, 66-53 vs. #24/#24 Colorado State (1-3-15)
Lost To a Ranked Team:	L, 77-46 - at No. 18/18 Arizona (12-20-16)
Won an OT Game:	W, 52-49 vs. Wyoming (3-7-15)
Lost an OT Game:	L, 105-104 vs. Nevada (1-7-17)
Won a 2OT Game:	W, 97-94 vs. UAB (11-21-13)
Lost a 2OT Game:	L, 73-76 at Dayton (1-1-10)
Won a 3OT Game:	W, 104-99, Fresno State (3-8-96)
Lost a 3OT Game:	Never

As An Individual:

Had a Triple-Double:	Luc Longley (17 pts, 14 rebs, 10 assts) vs. Penn State (3-28-90)
Had a Double-Double (Pts/Reb):	Elijah Brown (33/10) vs. Wyoming (1-21-17) Tim Williams (14/11) vs. Wyoming (1-21-17) Virginia Tech (11-24-16)
Had a Double-Double (Pts/Asst):	Kendall Williams (11 pts & 10 asts) at Nevada (3-2-14)
Scored 20+ Pts with 10+ Rebs:	Tim Williams (31 pts & 11 rebs) Houston Baptist (11-14-16)
Scored 30 Points:	Elijah Brown (30) vs. Wyoming (1-21-17)
Scored 30 Points (MW Only):	Elijah Brown vs. Wyoming (1-21-17)
Scored 20 Points:	Elijah Brown (24) - vs. Utah State (1-24-17)
Scored 20 Points (MW Only):	Elijah Brown (24) vs. Utah State (1-24-17)
Had 20 Rebounds:	Drew Gordon (20) UNLV (2-18-12)
Had 15 Rebounds:	Tim Williams (15) at USC (11-21-15)
Had 10 Assists:	Kendall Williams (10) at Nevada (3-2-14)
Had 5 Steals:	Demetrius Walker (5) Montana (12-20-11)
Had 5 Blocks:	Obj Aget (7) - vs. UNLV (1-10-17)

VERSUS NEW MEXICO

As A Team:

Scored 100 Points:	105 - Nevada (1-7-17)
Scored 90 Points:	92 - Virginia Tech (11-24-16)
Scored 80-89 Points:	84 - NMSU (12-10-16)
Scored Less Than 50 Points:	49 - Wyoming (3-7-15)
Scored Less Than 40 Points:	38 - Wyoming (2-11-12)
Shot 50% Or Better:	50.0% (25-50) - at Arizona (12-20-16)
Shot Less Than 35%:	30.4% (17-56) - San Jose State (2-13-16)
Shot Less Than 30%:	26.3% (15-57) - UAPB (12-17-16)
Shot 50% 3FG Or Better:	50.0% (11-22) - NMSU (12-10-16)
Shot Less Than 20% 3FG:	14.8% (4-27) - at San Diego State (2-6-16)
Made 10 Three-Pointers:	11 (of 29) - Wyoming (1-21-17)
Shot 75% On Free Throws:	80.8% (21-26) - at Boise State (1-17-17)
Shot Less Than 50% On FT's:	43.8% (7-16) - Boise State (2-17-16)
Had 50 Rebounds:	51 - at Purdue (12-5-15)
Had 20 Offensive Rebounds:	21 - at Fresno State (1-2-16)
Had 20 Assists:	25 - Nevada (1-7-17)
Had 20 Turnovers:	22 - UAPB (12-17-16)
Had Less Than 10 Turnovers:	9 - Dayton (11-27-16)
Had 10 Steals:	10 - at CSU (1-14-17)
Had 10 Blocks:	11 - at USC (11-21-15)
Had 40-Point and 20 Point Scorers:	Nevada (1-7-17)

	Jordan Caroline (45) & Marcus Marshall (26)
Had 30-Point and 20-Point Scorers:	Fresno State (2-27-16)
	Marvelle Harris (32) & Julien Lewis (21)
Had Two or More 20-Point Scorers:	Nevada (1-7-17)
	Jordan Caroline (45) & Marcus Marshall (26)

Had 6 Double-Digit Scorers:	TCU (2-25-12)
Had 5 Double-Digit Scorers:	at Boise State (1-17-17)
Had No Double-Digit Scorers:	ULM (12-13-14)
Had Two 10+ Rebounders:	NMSU (12-10-16)
	Eli Chuha (14) & Jemerrio Jones (10)
Scored 50+ Points In 1st Half:	50 - UTEP (12-3-06)
Scored 50+ Points In 2nd Half:	63 - Nevada (1-7-17)
Scored 20 Or Less Points In 1st Half:	18 - Utah State (1-9-16)
Scored 20 Or Less In 2nd Half:	19 - New Mexico State (12-3-14)
Scored 15 Or Less Points In 1st Half:	11 - UAPB (12-17-16)
Failed To Make a 3FG:	(0-7) - New Mexico State (12-16-15)

As An Individual:

Had a Triple-Double:	Ethan Telfair (25 pts, 12 rebs, 10 assts) Idaho State (11-11-16)
Had a Double-Double (Pts/Reb):	Hayden Dalton (17/13) Wyoming (1-21-17)
Had a Double-Double (Pts/Asst):	Dominic Artis (13 pts & 12 Assists) UTEP (12-7-16)
Had 20+ Points & 10+ Rebounds	Jordan Caroline (45 pts/13 reb) Nevada (1-7-17)

Scored 30+ Points in Back-to-Back Games Vs. UNM:	Derrick Marks Boise State 31 points (1-18-15) & 30 points (2-24-15)
Scored 40 Points:	Jordan Caroline (45) - Nevada (1-7-17)
Scored 40 Points (MW Only):	Jordan Caroline (45) - Nevada (1-7-17)
Scored 30 Points:	Marvelle Harris (32) - Fresno State (2-27-16)
Scored 30 Points (MW Only):	Marvelle Harris (32) - Fresno State (2-27-16)
Scored 20 Points:	Gian Clavell (22) - at CSU (1-14-17)
Scored 20 Points (MW Only):	Gian Clavell (22) - at CSU (1-14-17)
Had 20 Rebounds:	Ryan Watkins (22) - Boise State (1-21-14)
Had 15 Rebounds:	Cameron Oliver (26 pts) - Nevada (3-10-16)
Had 10 Assists:	Dominic Artis (12) - UTEP (12-7-16)
Had 5 Steals:	Gian Clavell (5) - at CSU (1-14-17)
Had 5 Blocks:	Cameron Oliver (5) - Nevada (1-7-17)

Welcome to The Pit, A Mile High and Louder Than...



WHAT THEY ARE SAYING

"What a terrific atmosphere for college basketball. Great building... Great history... 18,000 screaming fans. It's big time college hoops, baby!"
- Dick Vitale, ESPN

"I consider the game we played in Albuquerque in 1978 one of the most exciting of my career. The Pit is the toughest place to play because of their tremendous atmosphere."

-Jim Boeheim, Syracuse head coach

"When you go into a place like The Pit, there will be challenge different from a regular road game. The crowd can dictate the tempo and momentum. The Pit crowd forces you to be patient."

-Lute Olsen, former Arizona head coach

"A mile high but 37 feet underground, the Pit in Albuquerque has been the site of many mind-blowing college basketball games, including North Carolina State's upset of Houston in '83 and just about any New Mexico home game. The noise created by fans, which has been measured at 125 decibels -- the pain threshold for the human ear is 130 -- is a palpable force."

-Sports Illustrated

- Voted one of "The Top Five Loudest, Most Intimidating Places to Play" by NCAA.com
- Ranked in the top 20 sporting venues of the 20th century by Sports Illustrated
- USA Today ranked The Pit in its "Ten Great Places to Get Pumped for NCAA Action"
- According to Fox Sports, it's one of the top ten "old school" college basketball arenas in the country



THE GREATEST GAME EVER PLAYED

WisePies Arena - The Pit was the site of one of the greatest college basketball games ever played. It hosted the 1983 national championship game that saw the NC State Wolfpack upset Hakeem Olajuwon, Clyde Drexler and the Houston Cougars. Coach Jimmy Valvano and the Wolfpack downed the Cougars on a last second put back by Lorenzo Charles. The iconic shot of the late Valvano running onto the court looking for a hug is one of the lasting images in college basketball history.

ABOUT THE PIT

- Built in 1966 (\$1.4 million)
- Capacity of 15,411 (previously 18,018)
- \$60 million renovation was completed in 2010
- New floor installed before the 2013-14 season
- Seating includes 40 suites and a club area
- Officially named WisePies Arena on Dec. 1, 2014 after \$5 million gift for naming rights by local New Mexico business. It is still referred to as The Pit, its officially-recognized nickname.
- Less than 30 of 345 NCAA Division I basketball programs play in a college-only arena named after a business or organization founded or headquartered in its home state.
- The Lobos have averaged an astounding 15,410 fans in 49 out of 50 years, an amazing 95% of capacity
- Has ranked in the top 25 in attendance nationally every season since the 1966-67 season with 35 seasons in the top ten in the NCAA in attendance
- Led the Mountain West in attendance in 11 of the conference's 16 years of existence
- New Mexico's all-time winning percentage in WisePies Arena - The Pit is over 81 percent.
- The floor is named Bob King Court in honor of the former head coach who led the Lobos from 1963 to 1972.

The 2016-17 Lobo Men's Basketball Program



The 2016-17 Lobos



Aher Uguak
6'7" - 206 lbs. - Freshman - Guard/Forward
Edmonton, Canada (Harry Ainlay HS)

NOTEWORTHY :

- Graduated and played at Harry Ainlay HS
- Two-time Provincial Champion
- Rated as one of the best high school players in Western Canada
- Played for Drive Elite's summer team
- Named 2015 Alberta NPH Showcase Camp MVP

GAME-BY-GAME STATISTICS

Opponent	Date	GS	Min	FG-A	3FG-A	FT-A	O-D-TR	PF	A	TO	B	S	PTS
Idaho State	11-11-16	7	0-1	0-0	0-0	1-0-1	0	0	1	0	0	0	0
Houston Baptist	11-14-16	14	2-3	1-1	0-0	0-1-1	2	1	0	0	2	5	5
New Mexico State	11-18-16	3	0-1	0-0	0-0	1-0-1	0	0	0	0	0	0	0
vs. Virginia Tech	11-24-16	11	0-1	0-0	2-2	0-0-0	0	0	0	0	0	2	2
vs. CSUN	11-25-16	9	1-1	0-0	0-2	0-0-0	0	0	0	0	2	2	2
vs. Dayton	11-27-16	2	0-0	0-0	0-0	0-0-0	1	0	0	0	0	0	0
Abilene Christian	11-30-16	10	0-1	0-1	0-0	0-0-0	0	1	0	0	0	0	0
at Illinois State	12-03-16					DNP							
UTEP	12-07-16					DNP							
at New Mexico S.	12-10-16					DNP							
Arkansas-Pine Bluff	12-17-16*	17	0-2	0-1	5-6	1-2-3	0	2	5	0	1	3	3
at Arizona	12-20-16*	10	0-2	0-2	0-0	1-0-1	0	0	0	0	0	0	0
Fresno State*	12-28-16					DNP							
at San Diego State*	01-01-17					DNP							
at Utah State*	01-04-17					DNP							
Nevada*	01-07-17	2	0-1	0-1	0-0	0-0-0	0	0	0	1	0	0	0
UNLV*	01-10-17					DNP							
at Colorado State*	01-14-17	5	0-0	0-0	0-2	1-1-2	0	1	0	0	0	0	0
at Boise State*	01-17-17					DNP							
Wyoming*	01-21-17					DNP							
Utah State*	01-24-17					DNP							
at Nevada*	01-28-17												
at UNLV*	02-01-17												
San Jose State*	02-04-17												
at Air Force*	02-08-17												
Boise State*	02-14-17												
at Fresno State*	02-18-17												
Colorado State*	02-21-17												
at Wyoming*	02-25-17												
San Diego State*	03-04-17												

SEASON HIGHS

Points: 5 vs. Houston Baptist (11-14-16)
FG: 2 vs. Houston Baptist (11-14-16)
FGA: 3 vs. Houston Baptist (11-14-16)
3FG: 1 vs. Houston Baptist (11-14-16)
3FGA: 2 vs. Arizona (12-20-16)
FT: 5 vs. UAPB (12-17-16)
FTA: 5 vs. UAPB (12-17-16)
Rebounds: 3 vs. UAPB (12-17-16)
Assists: 2 vs. UAPB (12-17-16)
Blocks: 1 vs. Nevada (1-7-17)
Steals: 2 (2x) Last Time vs. CSUN (11-25-16)
Minutes Played: 17 vs. UAPB (12-17-16)

CAREER HIGHS

Points: 5 vs. Houston Baptist (11-14-16)
FG: 2 vs. Houston Baptist (11-14-16)
FGA: 3 vs. Houston Baptist (11-14-16)
3FG: 1 vs. Houston Baptist (11-14-16)
3FGA: 2 vs. Arizona (12-20-16)
FT: 5 vs. UAPB (12-17-16)
FTA: 5 vs. UAPB (12-17-16)
Rebounds: 3 vs. UAPB (12-17-16)
Assists: 2 vs. UAPB (12-17-16)
Blocks: 1 vs. Nevada (1-7-17)
Steals: 2 (2x) Last Time vs. CSUN (11-25-16)
Minutes Played: 17 vs. UAPB (12-17-16)

MISCELLANEOUS STATISTICS

Led Team in Steals

SEASON
1

CAREER
1

CAREER STATISTICS

			Total		3-Point		F-Throws		Rebounds											Scoring	
Season	gp-gs	min/avg	fg-fga	pct	fg-fga	pct	ft-fa	pct	off	def	tot	avg	pf	fo	ast	to	blk	stl	pts	avg	
2016-17	11-2	90/8.2	3-13	.231	1-6	.167	7-12	.583	5	4	9	0.8	4	0	5	6	1	5	14	1.3	
TOTAL	11-2	90/8.2	3-13	.231	1-6	.167	7-12	.583	5	4	9	0.8	4	0	5	6	1	5	14	1.3	

The 2016-17 Lobos



Jordan Hunter
5'11" - 180 lbs. - Sophomore - Guard
Beaumont, Texas (Ozen HS)

NOTEWORTHY :

- Led Lobos in assists with eight and steals with two in season opener
- Scored career-high 11 points in win over Boise State (1-17-17)
- Went a career-high 6-for-6 from FT line against Boise State (1-17-17)
- District Co-MVP as a senior in high school
- Reached the championship game of the 2015 Texas 5A state tournament

GAME-BY-GAME STATISTICS

Opponent	Date	GS	Min	FG-A	3FG-A	FT-A	O-D-TR	PF	A	TO	B	S	PTS
Idaho State	11-11-16 *	34	1-6	0-3	4-6	1-5-6	3 8 2	0 2 6					
Houston Baptist	11-14-16 *	17	2-3	1-2	4-4	1-4-5	2 2 1	0 1 9					
New Mexico State	11-18-16 *	25	1-2	0-1	0-0	1-2-3	2 2 2	0 0 2					
vs. Virginia Tech	11-24-16 *	24	4-7	2-4	0-0	1-1-2	2 4 2	0 1 10					
vs. CSUN	11-25-16 *	30	2-5	1-1	4-4	0-1-1	2 4 1	0 2 9					
vs. Dayton	11-27-16 *	27	2-7	2-4	0-0	0-3-3	2 1 3	0 0 6					
Abilene Christian	11-30-16 *	22	0-2	0-0	0-0	0-2-2	1 1 1	0 0 0					
at Illinois State	12-03-16 *	27	2-8	0-2	2-2	0-2-2	5 7 2	0 1 6					
UTEP	12-07-16 *	33	4-6	2-3	0-0	0-4-4	2 6 3	0 0 10					
at New Mexico S.	12-10-16 *	12	1-3	0-1	0-0	1-1-2	1 0 0	0 0 2					
Arkansas-Pine Bluff	12-17-16	13	2-2	2-2	2-2	0-2-2	1 0 2	0 0 2					
at Arizona	12-20-16	12	0-1	0-0	1-2	0-0-0	2 0 2	0 0 1					
Fresno State*	12-28-16	15	2-3	0-1	0-0	0-1-1	1 1 1	0 1 4					
at San Diego State*	01-01-17	11	0-0	0-0	0-0	0-0-0	1 2 1	0 0 0					
at Utah State*	01-04-17				DNP								
Nevada*	01-07-17				DNP								
UNLV*	01-10-17	2	0-1	0-0	0-0	0-0-0	1 0 0	0 0 0					
at Colorado State*	01-14-17	21	2-5	1-1	0-0	0-2-2	3 2 2	0 0 5					
at Boise State*	01-17-17	20	2-5	1-2	6-6	1-1-2	2 2 1	0 1 11					
Wyoming*	01-21-17	14	2-3	0-0	1-2	0-3-3	3 2 1	0 1 5					
Utah State*	01-24-17	21	1-5	0-3	4-4	0-1-1	1 5 0	0 2 6					
at Nevada*	01-28-17												
at UNLV*	02-01-17												
San Jose State*	02-04-17												
at Air Force*	02-08-17												
Boise State*	02-14-17												
at Fresno State*	02-18-17												
Colorado State*	02-21-17												
at Wyoming*	02-25-17												
San Diego State*	03-04-17												

SEASON HIGHS

Points: 11 vs. Boise State (1-17-17)
FG: 4 (2x) Last time vs. UTEP (12-7-16)
FGA: 8 vs. Illinois State (12-3-16)
3FG: 2 (4x) Last time vs. UAPB (12-17-16)
3FGA: 4 (2x) Last time vs. Dayton (11-27-16)
FT: 6 vs. Boise State (1-17-17)
FTA: 6 (2x) Last time vs. Boise State (1-17-17)
Rebounds: 6 vs. Idaho State (11-11-16)
Assists: 8 vs. Idaho State (11-11-16)
Blocks: N/A
Steals: 2 (3x) Last time vs. Utah State (1-12-17)
Minutes Played: 34 vs. Idaho State (11-11-16)

CAREER HIGHS

Points: 11 vs. Boise State (1-17-17)
FG: 4 (2x) Last time vs. UTEP (12-7-16)
FGA: 8 vs. Illinois State (12-3-16)
3FG: 2 (6x) Last time vs. UAPB (12-17-16)
3FGA: 4 (2x) Last time vs. Dayton (11-27-16)
FT: 6 vs. Boise State (1-17-17)
FTA: 6 (2x) Last time vs. Boise State (1-17-17)
Rebounds: 6 vs. Idaho State (11-11-16)
Assists: 8 vs. Idaho State (11-11-16)
Blocks: 1 vs. Northern Iowa (12-12-15)
Steals: 3 vs. Utah State (1-9-16)
Minutes Played: 34 vs. Idaho State (11-11-16)

MISCELLANEOUS STATISTICS

	SEASON	CAREER
Double-Digit Scoring	3	4
Led Team in Blocks		1
Led Team in Assists	5	6
Led Team in Steals	3	3

CAREER STATISTICS

Season	gp-gs	min/avg	Total fg-fga pct	3-Point fg-fga pct	F-Throws ft-fa pct	Rebounds off def tot avg	pf fo ast to blk stl	Scoring pts avg
2015-16	28-1	253/9.0	23-53 .434	10-24 .417	7-10 .700	3 23 26 0.9	22 0 31 26 1 14	63 2.3
2016-17	19-10	380/20.0	30-74 .405	12-30 .400	28-32 .875	6 35 41 2.2	38 1 49 27 0 14	100 5.3
TOTAL	47-11	633/13.5	53-127 .417	22-54 .407	35-42 .833	9 58 67 1.4	60 1 80 53 1 28	163 3.5

The 2016-17 Lobos

4



Elijah Brown
6'4" - 200 lbs. - RS-Junior - Guard
Orange County, Calif. (Butler)

NOTEWORTHY :

- Named MW Preseason Player of the Year
- 2017 Jerry West Award Watch List
- Has 1,082 career points at UNM, 34th Lobo to hit 1,000 point club
- 41 against Fresno State last season is most in WisePies Arena since 2003 for UNM
- 33 points against San Jose State last season is school record off the bench
- 15-for-15 FT shooting vs. Nevada last year was one short of school record
- Son of current NBA assistant coach Mike Brown (Warriors)

GAME-BY-GAME STATISTICS

Opponent	Date	GS	Min	FG-A	3FG-A	FT-A	O-D-TR	PF	A	TO	B	S	PTS
Idaho State	11-11-16	*	30	5-13	1-6	3-4	1-3-4	3	4	6	0	1	14
Houston Baptist	11-14-16	*	28	1-8	0-5	4-4	0-2-2	1	5	4	0	2	6
New Mexico State	11-18-16	*	34	6-17	1-7	6-8	0-8-8	1	2	2	0	1	19
vs. Virginia Tech	11-24-16	*	25	5-13	2-7	4-6	1-3-4	3	0	2	0	0	16
vs. CSUN	11-25-16	*	28	7-11	3-5	4-6	1-2-3	3	7	2	0	1	21
vs. Dayton	11-27-16	*	32	4-14	3-8	5-5	0-5-5	1	3	3	0	0	16
Abilene Christian	11-30-16	*	32	5-12	2-4	1-3	0-9-9	1	2	0	0	2	13
at Illinois State	12-03-16	*	30	6-17	3-11	6-6	0-5-5	2	4	4	0	3	21
UTEP	12-07-16	*	35	8-13	3-7	6-11	0-6-6	0	0	3	0	2	25
at New Mexico S.	12-10-16	*	30	5-14	1-9	7-9	0-2-2	3	3	3	0	2	18
Arkansas-Pine Bluff	12-17-16		16	1-4	1-3	4-4	0-2-2	0	3	2	0	1	7
at Arizona	12-20-16		25	5-13	1-4	6-9	0-1-1	2	2	2	0	1	17
Fresno State*	12-28-16		30	2-10	1-4	14-14	0-3-3	3	3	4	1	1	19
at San Diego State*	01-01-17	*	36	5-13	4-6	8-8	0-2-2	3	1	3	0	2	22
at Utah State*	01-04-17	*	15	4-8	3-5	6-8	2-1-3	4	0	2	0	1	17
Nevada*	01-07-17	*	35	7-15	3-6	9-12	0-4-4	3	2	2	0	3	26
UNLV*	01-10-17	*	37	4-13	0-5	5-5	1-5-6	4	3	2	0	1	13
at Colorado State*	01-14-17	*	30	6-12	4-6	9-11	0-9-9	4	7	4	1	1	25
at Boise State*	01-17-17	*	33	4-13	2-6	6-7	0-7-7	2	4	4	0	1	16
Wyoming*	01-21-17	*	37	12-25	3-11	6-7	1-9-10	2	3	1	1	1	33
Utah State*	01-24-17	*	34	8-13	2-5	6-6	1-7-8	2	3	5	0	1	24
at Nevada*	01-28-17												
at UNLV*	02-01-17												
San Jose State*	02-04-17												
at Air Force*	02-08-17												
Boise State*	02-14-17												
at Fresno State*	02-18-17												
Colorado State*	02-21-17												
at Wyoming*	02-25-17												
San Diego State*	03-04-17												

SEASON HIGHS

Points: 33 vs. Wyoming (1-21-17)
FG: 12 vs. Wyoming (1-21-17)
FGA: 25 vs. Wyoming (1-21-17)
3FG: 4 (2x) Last time vs. CSU (1-14-17)
3FGA: 11 (2x) Last time vs. Wyoming (1-21-17)
FT: 14 vs. Fresno State (12-28-16)
FTA: 14 vs. Fresno State (12-28-16)
Rebounds: 10 vs. Wyoming (1-21-17)
Assists: 7 (2x) Last time vs. CSU (1-14-17)
Blocks: 1 (2x) Last time vs. Wyoming (1-21-17)
Steals: 3 (2x) Last time vs. Nevada (1-7-17)
Minutes Played: 37 (2x) Last time vs. Wyoming (1-21-17)

CAREER HIGHS

Points: 41 vs. Fresno State (2-27-16)
FG: 12 vs. Wyoming (1-21-17)
FGA: 25 vs. Wyoming (1-21-17)
3FG: 7 at Air Force (2-20-16)
3FGA: 13 at Air Force (2-20-16)
FT: 15 vs. Nevada (12-30-15)
FTA: 15 vs. Nevada (12-30-15)
Rebounds: 11 vs. Fresno State (2-27-16)
Assists: 7 (2x) Last time vs. CSU (1-14-17)
Blocks: 1 (4x) Last time vs. Wyoming (1-21-17)
Steals: 3 (3x) Last time vs. Nevada (1-7-17)
Minutes Played: 43 at San Diego State (2-6-16)

MISCELLANEOUS STATISTICS

	SEASON	CAREER
30+ Scoring	1	6
20+ Scoring	7	25
10+ Rebounds	1	3
Double-Doubles	1	3
Double-Digit Scoring	19	50
Led Team in Scoring	13	35
Led Team in Assists	6	19
Led Team in Rebounds	6	13
Led Team in Steals	9	22
Led Team in Blocks	2	2

CAREER STATISTICS

Season	gp-gs	min/avg	Total fg-fga	pct	3-Point fg-fga	pct	F-Throws ft-fta	pct	Rebounds off	def	tot	avg	pf	fo	ast	to	blk	stl	Scoring pts	avg
2015-16	32-29	1078/33.7	194-453	.428	89-226	.394	217-255	.851	22	154	176	5.5	64	0	100	109	2	35	694	21.7
2016-17	21-18	632/30.1	110-271	.406	43-130	.331	125-153	.817	8	95	103	4.9	47	0	61	62	3	28	388	18.5
TOTAL	53-47	1710/32.3	304-724	.420	132-356	.371	342-408	.838	30	249	279	5.3	111	0	161	171	5	63	1082	20.4

The 2016-17 Lobos



Jalen Harris
6'2" - 156 lbs. - Freshman - Guard
Wilson, N.C. (Word of God Academy)

NOTEWORTHY :

- Had season-high 15 points against Nevada on 1-7-17
- Played at same high school as UK standout and NBA star John Wall
- Rated a top-15 recruit in the state of North Carolina
- Leader on Word of God basketball team that was rated in top-40 in N.C.
- Played for John Wall's summer team

GAME-BY-GAME STATISTICS

Opponent	Date	GS	Min	FG-A	3FG-A	FT-A	O-D-TR	PF	A	TO	B	S	PTS
Idaho State	11-11-16	5	0-0	0-0	0-0	0-0-0	4	2	0	0	1	0	
Houston Baptist	11-14-16	23	4-4	1-1	4-6	0-1-1	1	4	3	0	1	13	
New Mexico State	11-18-16	15	0-2	0-0	0-0	0-3-3	2	1	2	0	2	0	
vs. Virginia Tech	11-24-16	16	2-3	0-0	1-1	0-0-0	1	3	1	0	0	5	
vs. CSUN	11-25-16	11	2-3	0-0	0-0	0-1-1	0	0	1	0	1	4	
vs. Dayton	11-27-16	13	0-0	0-0	0-0	0-0-0	2	1	1	0	0	0	
Abilene Christian	11-30-16	18	1-2	0-1	0-0	0-0-0	0	2	0	0	0	2	
at Illinois State	12-03-16	13	1-2	0-0	1-2	0-2-2	1	0	0	0	3	3	
UTEP	12-07-16	7	0-0	0-0	0-0	0-1-1	2	1	2	0	0	0	
at New Mexico S.	12-10-16	29	2-6	0-1	1-3	0-1-1	3	3	2	0	1	5	
Arkansas-Pine Bluff	12-17-16*	25	1-4	0-1	0-0	0-2-2	2	4	0	0	2	2	
at Arizona	12-20-16*	29	1-4	0-1	3-3	0-1-1	3	4	1	0	0	5	
Fresno State*	12-28-16*	27	2-4	0-0	5-6	0-2-2	2	3	1	0	1	9	
at San Diego State*	01-01-17*	30	4-6	0-1	1-3	0-2-2	3	2	1	1	0	9	
at Utah State*	01-04-17*	33	2-7	0-2	0-0	0-3-3	4	8	3	0	2	4	
Nevada*	01-07-17*	37	4-11	0-2	7-10	0-9-9	3	4	1	0	3	15	
UNLV*	01-10-17*	25	4-4	1-1	2-2	0-3-3	4	4	5	0	0	11	
at Colorado State*	01-14-17*	21	0-3	0-1	0-0	0-0-0	2	1	2	1	0	0	
at Boise State*	01-17-17*	23	2-3	0-0	2-2	0-2-2	0	1	0	0	1	6	
Wyoming*	01-21-17*	27	2-4	1-2	2-2	0-2-2	3	2	0	0	0	7	
Utah State*	01-24-17*	21	3-3	1-1	0-0	0-1-1	1	3	2	0	1	7	
at Nevada*	01-28-17												
at UNLV*	02-01-17												
San Jose State*	02-04-17												
at Air Force*	02-08-17												
Boise State*	02-14-17												
at Fresno State*	02-18-17												
Colorado State*	02-21-17												
at Wyoming*	02-25-17												
San Diego State*	03-04-17												

SEASON HIGHS

Points: 15 vs. Nevada (1-7-17)
FG: 4 (4x) Last time vs. UNLV (1-10-17)
FGA: 11 vs. Nevada (1-7-17)
3FG: 1 (5x) Last time vs. Utah State (1-24-17)
3FGA: 2 (2x) Last time vs. Nevada (1-7-17)
FT: 7 vs. Nevada (1-7-17)
FTA: 10 vs. Nevada (1-7-17)
Rebounds: 9 vs. Nevada (1-7-17)
Assists: 8 vs. Utah State (1-4-17)
Blocks: 1 (2x) Last time vs. CSU (1-14-17)
Steals: 3 (2x) Last time vs. Nevada (1-7-17)
Minutes Played: 37 vs. Nevada (1-7-17)

CAREER HIGHS

Points: 15 vs. Nevada (1-7-17)
FG: 4 (4x) Last time vs. UNLV (1-10-17)
FGA: 11 vs. Nevada (1-7-17)
3FG: 1 (5x) Last time vs. Utah State (1-124-17)
3FGA: 2 (2x) Last time vs. Nevada (1-7-17)
FT: 7 vs. Nevada (1-7-17)
FTA: 10 vs. Nevada (1-7-17)
Rebounds: 9 vs. Nevada (1-7-17)
Assists: 8 vs. Utah State (1-4-17)
Blocks: 1 (2x) Last time vs. CSU (1-14-17)
Steals: 3 (2x) Last time vs. Nevada (1-7-17)
Minutes Played: 37 vs. Nevada (1-7-17)

MISCELLANEOUS STATISTICS

	SEASON	CAREER
Double-Digit Scoring	3	3
Led Team in Steals	3	3
Led Team in Assists	6	6
Led Team in Blocks	1	1
Led Team in Rebounding	1	1

CAREER STATISTICS

			Total		3-Point		F-Throws			Rebounds											Scoring	
Season	gp-gs	min/avg	fg-fga	pct	fg-fga	pct	ft-fa	pct	off	def	tot	avg	pf	fo	ast	to	blk	stl	pts	avg		
2016-17	21-11	448/21.3	37-74	.500	4-15	.267	29-40	.725	0	36	36	1.7	43	0	53	28	2	19	107	5.1		
TOTAL	21-11	448/21.3	37-74	.500	4-15	.267	29-40	.725	0	36	36	1.7	43	0	53	28	2	19	107	5.1		

The 2016-17 Lobos



Obij Aget
7'1" - 220 lbs. - Senior - Center
Juba, South Sudan (La Lumiere HS)

NOTEWORTHY :

- Set career high in blocks (7) vs. UNLV (1-10-17). Now has 106 in career.
- Had career-high 16 points in win over CSUN on 11-25-16
- 64 percent shooter last season
- Six games with perfect field goal percentage last year
- Academic All-MW selection

GAME-BY-GAME STATISTICS

Opponent	Date	GS	Min	FG-A	3FG-A	FT-A	O-D-TR	PF	A	TO	B	S	PTS
Idaho State	11-11-16	*	20	2-3	0-0	0-0	0-3-3	1	0	0	3	0	4
Houston Baptist	11-14-16	*	17	0-1	0-0	2-2	0-1-1	1	1	0	0	0	2
New Mexico State	11-18-16	*	24	1-3	0-0	0-0	1-1-2	5	1	0	3	1	2
vs. Virginia Tech	11-24-16	*	14	2-5	0-0	1-1	0-3-3	0	0	0	1	0	5
vs. CSUN	11-25-16	*	19	6-6	0-0	4-5	1-1-2	4	1	0	0	1	16
vs. Dayton	11-27-16	*	9	1-1	0-0	0-0	2-1-3	1	0	0	0	0	2
Abilene Christian	11-30-16	*	18	4-6	0-0	4-5	2-3-5	1	0	0	0	0	12
at Illinois State	12-03-16	*	20	3-5	0-0	0-0	2-2-4	1	0	0	0	0	6
UTEP	12-07-16	*	24	4-5	0-0	1-2	1-3-4	0	0	0	1	1	9
at New Mexico S.	12-10-16	*	18	1-2	0-0	1-2	1-4-5	3	0	0	1	0	3
Arkansas-Pine Bluff	12-17-16		9	2-3	0-0	0-0	0-1-1	0	1	0	2	0	4
at Arizona	12-20-16		16	1-6	0-0	0-0	1-0-1	2	0	0	0	1	2
Fresno State*	12-28-16	*	23	6-8	0-0	0-0	2-4-6	4	1	2	1	1	12
at San Diego State*	01-01-17	*	10	0-0	0-0	0-0	0-2-2	2	0	0	1	0	0
at Utah State*	01-04-17	*	20	4-4	0-0	0-0	1-2-3	0	0	3	0	1	8
Nevada*	01-07-17	*	14	1-5	0-0	0-0	3-1-4	1	1	0	1	0	2
UNLV*	01-10-17	*	20	1-1	0-0	2-3	0-1-1	3	0	0	7	0	4
at Colorado State*	01-14-17	*	17	4-4	0-0	0-0	1-2-3	3	2	1	0	0	8
at Boise State*	01-17-17	*	22	1-4	0-0	2-2	2-2-4	3	0	0	0	1	4
Wyoming*	01-21-17	*	15	1-2	0-0	0-0	0-3-3	1	0	0	1	0	2
Utah State*	01-24-17	*	13	0-2	0-0	0-0	1-0-1	3	0	1	2	0	0
at Nevada*	01-28-17												
at UNLV*	02-01-17												
San Jose State*	02-04-17												
at Air Force*	02-08-17												
Boise State*	02-14-17												
at Fresno State*	02-18-17												
Colorado State*	02-21-17												
at Wyoming*	02-25-17												
San Diego State*	03-04-17												

SEASON HIGHS

Points: 16 vs. CSUN (11-25-16)
FG: 6 (2x) Last time vs. Fresno State (12-28-16)
FGA: 8 vs. Fresno State (12-28-16)
3FG: N/A
3FGA: N/A
FT: 4 (2x) vs. Abilene Christian (11-30-16)
FTA: 5 vs. Abilene Christian (11-30-16)
Rebounds: 6 vs. Fresno State (12-28-16)
Assists: 2 vs. CSU (1-14-17)
Blocks: 7 vs. UNLV (1-10-17)
Steals: 1 (7x) Last time vs. Boise State (1-17-17)
Minutes Played: 24 (2x) Last time vs. UTEP (12-7-16)

CAREER HIGHS

Points: 16 vs. CSUN (11-25-16)
FG: 7 vs. Nevada (12-30-15)
FGA: 11 vs. Wyoming (3-7-15)
3FG: N/A
3FGA: N/A
FT: 5 (2x) Last Time vs. Rice (12-19-15)
FTA: 8 vs. Rice (12-19-15)
Rebounds: 14 at Nevada (3-5-16)
Assists: 2 (3x) Last time vs. CSU (1-14-17)
Blocks: 7 vs. UNLV (1-10-17)
Steals: 3 (2x) Last Time vs. Nevada (12-30-15)
Minutes Played: 42 vs. Wyoming (3-7-15)

MISCELLANEOUS STATISTICS

	SEASON	CAREER
Led Team in Scoring		4
Double-Digit Scoring	1	18
10+ Rebounds		8
Double-Doubles		8
Led Team in Rebounding		20
Led Team in Blocks	9	40
Led Team in Steals	1	4

CAREER STATISTICS

			Total		3-Point		F-Throws		Rebounds										Scoring	
Season	gp-gs	min/avg	fg-fga	pct	fg-fga	pct	ft-fa	pct	off	def	tot	avg	pf	fo	ast	to	blk	stl	pts	avg
2013-14	28-2	176/6.3	14-26	.538	0-0	.000	7-13	.538	13	24	37	1.3	30	1	2	7	5	1	35	1.3
2014-15	31-31	765/24.7	81-145	.559	0-0	.000	50-77	.649	60	108	168	5.4	80	4	8	43	42	16	212	6.8
2015-16	32-32	724/22.6	89-139	.640	0-0	.000	34-48	.708	67	115	182	5.7	98	3	11	44	38	7	212	6.6
2016-17	21-19	362/17.2	45-76	.592	0-0	.000	17-22	.773	21	40	61	2.9	39	1	8	7	24	7	107	5.1
TOTAL	112-84	2027/18.1	229-386	.593	0-0	.000	108-160	.675	161	287	448	4.0	247	9	29	101	109	31	566	5.1

The 2016-17 Lobos

14



Dane Kuiper
6'7" - 200 lbs. - Sophomore - Guard/Forward
Wasilla, Alaska (Corona del Sol HS (Ariz.))

NOTEWORTHY :

- Set career-highs of 17 points, field goals attempted (10) and minutes (37) against UNLV on 1-10-17
- Academic All-MW selection
- Rated as the top player in Arizona for the 2015 recruiting class
- Helped guide Tempe Corona del Sol to a pair of state championships
- One of five NCAA Division I players from the 2014-15 Corona del Sol Aztecs

GAME-BY-GAME STATISTICS

Opponent	Date	GS	Min	FG-A	3FG-A	FT-A	O-D-TR	PF	A	TO	B	S	PTS
Idaho State	11-11-16					DNP							
Houston Baptist	11-14-16					DNP							
New Mexico State	11-18-16					DNP							
vs. Virginia Tech	11-24-16	11	0-2	0-1	0-0	0-1-1	1	0	1	1	0	0	
vs. CSUN	11-25-16	2	0-1	0-0	0-0	0-0-0	0	0	0	0	0	0	
vs. Dayton	11-27-16	11	1-2	1-1	0-0	0-2-2	4	2	1	0	1	3	
Abilene Christian	11-30-16 *	16	0-4	0-2	4-4	2-0-2	0	2	1	0	1	4	
at Illinois State	12-03-16	14	3-5	0-1	0-0	0-0-0	0	0	0	0	0	6	
UTEP	12-07-16	6	1-1	1-1	1-2	0-3-3	1	0	1	0	1	4	
at New Mexico S.	12-10-16	23	6-9	3-5	0-0	1-2-3	4	2	2	0	2	15	
Arkansas-Pine Bluff	12-17-16 *	25	5-9	3-6	1-1	1-3-4	1	3	3	1	2	14	
at Arizona	12-20-16 *	19	1-8	1-5	0-0	3-0-3	4	1	0	0	0	3	
Fresno State*	12-28-16 *	22	3-6	2-4	2-2	0-2-2	5	1	0	0	1	10	
at San Diego State*	01-01-17	20	3-5	2-3	0-0	1-7-8	1	3	1	1	2	8	
at Utah State*	01-04-17	19	1-2	1-2	0-0	0-2-2	3	2	1	0	1	3	
Nevada*	01-07-17 *	26	3-5	0-1	2-2	1-0-1	4	0	0	0	0	8	
UNLV*	01-10-17 *	37	6-10	3-5	2-2	0-4-4	1	3	3	0	1	17	
at Colorado State*	01-14-17 *	25	4-4	0-0	2-2	1-1-2	5	2	1	1	0	10	
at Boise State*	01-17-17 *	25	2-3	1-2	0-0	0-0-0	5	1	0	0	1	5	
Wyoming*	01-21-17 *	34	3-7	1-1	1-2	2-3-5	3	5	0	0	2	8	
Utah State*	01-24-17 *	35	4-9	0-3	0-0	0-4-4	2	2	1	0	0	8	
at Nevada*	01-28-17												
at UNLV*	02-01-17												
San Jose State*	02-04-17												
at Air Force*	02-08-17												
Boise State*	02-14-17												
at Fresno State*	02-18-17												
Colorado State*	02-21-17												
at Wyoming*	02-25-17												
San Diego State*	03-04-17												

SEASON HIGHS

Points: 17 vs. UNLV (1-10-17)
FG: 6 (2x) Last time vs. UNLV (1-10-17)
FGA: 10 vs. UNLV (1-10-17)
3FG: 3 (3x) Last time vs. UNLV (1-10-17)
3FGA: 6 vs. UAPB (12-17-16)
FT: 4 vs. Abilene Christian (11-30-16)
FTA: 4 vs. Abilene Christian (11-30-16)
Rebounds: 8 vs. SDSU (1-1-17)
Assists: 5 vs. Wyoming (1-21-17)
Blocks: 1 (4x) Last time vs. CSU (1-14-15)
Steals: 2 (4x) Last time vs. Wyoming (1-21-17)
Minutes Played: 37 vs. UNLV (1-10-17)

CAREER HIGHS

Points: 17 vs. UNLV (1-10-17)
FG: 6 (2x) Last time vs. UNLV (1-10-17)
FGA: 10 vs. UNLV (1-10-17)
3FG: 3 (3x) vs. UNLV (1-10-17)
3FGA: 6 vs. UAPB (12-17-16)
FT: 4 vs. Abilene Christian (11-30-16)
FTA: 4 vs. Abilene Christian (11-30-16)
Rebounds: 8 vs. SDSU (1-1-17)
Assists: 5 vs. Wyoming (1-21-17)
Blocks: 2, Twice
Steals: 2 (5x) Last time vs. Wyoming (1-21-17)
Minutes Played: 37 vs. UNLV (1-10-17)


MISCELLANEOUS STATISTICS

	SEASON	CAREER
Led Team in Scoring	1	1
Double-Digit Scoring	3	4
Led Team in Assists	1	3
Led Team in Blocks	1	2
Led Team in Steals	4	4

CAREER STATISTICS

Season	gp-gs	min/avg	Total fg-fga pct	3-Point fg-fga pct	F-Throws ft-fla pct	Rebounds off def tot avg	pf fo ast to blk stl	Scoring pts avg
2015-16	25-0	207/8.3	12-37 .324	6-18 .333	7-9 .778	3 23 26 1.0	22 1 20 9 8 6	37 1.5
2016-17	18-10	370/20.6	46-92 .500	19-43 .442	15-17 .882	12 34 46 2.6	44 3 29 16 4 15	126 7.0
TOTAL	43-10	577/13.4	58-129 .450	25-61 .410	22-26 .846	15 57 72 1.7	66 4 49 25 12 21	163 3.8

The 2016-17 Lobos



Sam Logwood
6'7" - 210 lbs. - Junior - Guard/Forward
Indianapolis, Ind. (La Lumiere HS)

NOTEWORTHY :

- Had career high 20 points in season opener against Idaho State
- Career highs of three blocks, four steals at San Diego State last year
- Career highs of seven boards, five assists against Wyoming last year
- Academic All-MW selection in 2015

GAME-BY-GAME STATISTICS

Opponent	Date	GS	Min	FG-A	3FG-A	FT-A	O-D-TR	PF	A	TO	B	S	PTS
Idaho State	11-11-16 *	32	7-10	1-2	5-5	1-2-3	2 4 3	0 1 20					
Houston Baptist	11-14-16 *	26	3-5	1-2	2-2	0-6-6	1 2 0	0 1 9					
New Mexico State	11-18-16 *	29	5-7	0-0	2-4	0-4-4	0 4 2	0 0 12					
vs. Virginia Tech	11-24-16 *	24	2-6	0-0	0-1	1-2-3	2 2 1	0 0 4					
vs. CSUN	11-25-16 *	29	5-6	0-0	3-4	0-0-0	3 1 0	1 1 13					
vs. Dayton	11-27-16 *	19	0-3	0-0	3-4	0-2-2	1 1 2	0 0 3					
Abilene Christian	11-30-16				DNP								
at Illinois State	12-03-16 *	21	1-3	1-1	2-2	1-3-4	0 2 2	0 0 5					
UTEP	12-07-16 *	27	4-7	1-2	2-4	1-1-2	0 6 1	0 0 11					
at New Mexico S.	12-10-16 *	11	0-2	0-0	0-0	1-1-2	1 0 2	0 0 0					
Arkansas-Pine Bluff	12-17-16	19	1-4	0-2	3-4	3-3-6	1 2 2	0 4 5					
at Arizona	12-20-16	10	0-2	0-0	0-0	0-0-0	0 1 1	0 1 0					
Fresno State*	12-28-16 *	28	0-4	0-0	1-2	1-5-6	1 0 3	0 1 1					
at San Diego State*	01-01-17 *	17	1-6	0-0	1-2	0-2-2	1 0 2	0 0 3					
at Utah State*	01-04-17 *	23	2-7	0-0	1-2	2-1-3	0 0 0	0 1 5					
Nevada*	01-07-17	29	4-7	1-3	0-2	0-4-4	2 0 0	1 1 9					
UNLV*	01-10-17	5	0-2	0-1	0-0	0-1-1	2 0 0	0 0 0					
at Colorado State*	01-14-17	13	1-3	0-0	2-4	0-1-1	3 0 1	0 0 4					
at Boise State*	01-17-17	22	6-7	1-1	3-3	1-3-4	2 0 1	0 1 16					
Wyoming*	01-21-17	16	1-6	0-1	0-0	0-0-0	0 0 0	0 1 2					
Utah State*	01-24-17	5	0-2	0-0	0-0	0-1-1	1 0 0	0 0 0					
at Nevada*	01-28-17												
at UNLV*	02-01-17												
San Jose State*	02-04-17												
at Air Force*	02-08-17												
Boise State*	02-14-17												
at Fresno State*	02-18-17												
Colorado State*	02-21-17												
at Wyoming*	02-25-17												
San Diego State*	03-04-17												

SEASON HIGHS

Points: 20 vs. Idaho State (11-11-16)
FG: 7 vs. Idaho State (11-11-16)
FGA: 10 vs. Idaho State (11-11-16)
3FG: 1 (6x) Last time vs. Boise State (1-17-17)
3FGA: 2 (4x) Last time vs. UAPB (12-17-16)
FT: 5 vs. Idaho State (11-11-16)
FTA: 5 vs. Idaho State (11-11-16)
Rebounds: 6 (2x) Last time vs. Fresno State (12-28-16)
Assists: 6 vs. UTEP (12-7-16)
Blocks: 1 (2x) Last time vs. Nevada (1-7-17)
Steals: 4 vs. UAPB (12-17-16)
Minutes Played: 32 vs. Idaho State (11-11-16)

CAREER HIGHS

Points: 20 vs. Idaho State (11-11-16)
FG: 7 vs. Idaho State (11-11-16)
FGA: 11 (2x) Last Time vs. Nevada (3-10-16)
3FG: 2 (6x) Last Time vs. Nevada (3-10-16)
3FGA: 6 vs. Air Force (3-11-15)
FT: 5 (2x) Last Time vs. Idaho State (11-11-16)
FTA: 6 vs. Air Force (1-14-15)
Rebounds: 7 (4x) Last Time at Nevada (3-5-16)
Assists: 6 vs. UTEP (12-7-16)
Blocks: 3 at San Diego State (2-6-16)
Steals: 4 (2x) Last time vs. UAPB (12-17-16)
Minutes Played: 41 at San Diego State (2-6-16)

MISCELLANEOUS STATISTICS

	SEASON	CAREER
Led Team in Scoring	1	3
Double-Digit Scoring	5	15
Led Team in Rebounding	1	3
Led Team in Steals	2	14
Led Team in Blocks		5
Led Team in Assists	2	8

CAREER STATISTICS

Season	gp-gs	min/avg	Total fg-fga pct	3-Point fg-fga pct	F-Throws ft-fga pct	Rebounds off def tot avg	pf fo ast to blk stl	Scoring pts avg
2014-15	28-16	572/20.4	57-145 .393	17-55 .309	40-55 .727	24 52 76 2.7	46 0 31 29 3 9	171 6.1
2015-16	32-32	836/26.1	75-171 .439	17-43 .395	35-60 .583	37 93 130 4.1	78 2 58 49 14 24	202 6.3
2016-17	20-12	405/20.3	43-99 .434	6-15 .400	30-45 .667	12 42 54 2.7	23 0 25 23 2 13	122 6.1
TOTAL	80-60	1813/22.7	175-415 .422	40-113 .354	105-160 .656	73 187 260 3.3	147 2 114 101 19 46	495 6.2

The 2016-17 Lobos



Xavier Adams
6'4" - 205 lbs. - Junior - Guard
Flower Mound, Texas (Edward S. Marcus HS)

NOTEWORTHY:

- Team's leading scorer off the bench last season
- Had a career-high 14 points against Nevada and Air Force last year
- Rated among top 15 players in the state of Texas as a high school senior

GAME-BY-GAME STATISTICS

Opponent	Date	GS	Min	FG-A	3FG-A	FT-A	O-D-TR	PF	A	TO	B	S	PTS
Idaho State	11-11-16	14	2-4	0-0	2-4	2-1-3	1	0	1	0	0	6	
Houston Baptist	11-14-16	13	2-2	0-0	7-10	0-1-1	2	0	0	0	1	11	
New Mexico State	11-18-16	3	0-1	0-1	0-0	0-0-0	0	0	0	0	1	0	
vs. Virginia Tech	11-24-16	11	0-1	0-0	2-2	0-1-1	5	0	1	0	1	2	
vs. CSUN	11-25-16	6	1-2	0-0	4-4	0-3-3	1	0	0	0	0	6	
vs. Dayton	11-27-16	9	0-1	0-0	0-0	0-1-1	2	0	1	0	1	0	
Abilene Christian	11-30-16	20	3-4	0-0	4-5	2-3-5	1	0	2	0	0	10	
at Illinois State	12-03-16	15	1-4	0-1	0-0	0-2-2	4	0	0	0	0	2	
UTEP	12-07-16	15	0-3	0-1	4-4	1-1-2	2	0	0	0	1	4	
at New Mexico S.	12-10-16	10	1-3	0-0	0-0	0-1-1	1	0	0	0	0	2	
Arkansas-Pine Bluff	12-17-16	16	1-2	0-0	2-2	1-5-6	1	1	1	1	3	4	
at Arizona	12-20-16	10	1-3	0-1	0-0	0-2-2	0	0	2	0	0	2	
Fresno State*	12-28-16	12	0-0	0-0	2-2	1-0-1	0	0	1	0	2	2	
at San Diego State*	01-01-17	24	3-4	0-1	2-2	3-2-5	2	1	1	0	2	8	
at Utah State*	01-04-17	8	0-0	0-0	0-0	0-1-1	0	1	2	0	0	0	
Nevada*	01-07-17				DNP								
UNLV*	01-10-17				DNP								
at Colorado State*	01-14-17				DNP								
at Boise State*	01-17-17				DNP								
Wyoming*	01-21-17				DNP								
Utah State*	01-24-17				DNP								
at Nevada*	01-28-17				DNP								
at UNLV*	02-01-17												
San Jose State*	02-04-17												
at Air Force*	02-08-17												
Boise State*	02-14-17												
at Fresno State*	02-18-17												
Colorado State*	02-21-17												
at Wyoming*	02-25-17												
San Diego State*	03-04-17												

SEASON HIGHS

Points: 11 vs. Houston Baptist (11-14-16)
FG: 3 (2x) Last time vs. SDSU (1-1-17)
FGA: 4 (4x) Last time vs. SDSU (1-1-17)
3FG: N/A
3FGA: 1 (5x) Last time vs. SDSU (1-1-17)
FT: 7 vs. Houston Baptist (11-14-16)
FTA: 10 vs. Houston Baptist (11-14-16)
Rebounds: 6 vs. UAPB (12-17-16)
Assists: 1 (3x) Last time vs. Utah State (1-4-17)
Blocks: 1 vs. UAPB (12-17-16)
Steals: 3 vs. UAPB (12-17-16)
Minutes Played: 24 vs. SDSU (1-1-17)

CAREER HIGHS

Points: 14 (2x) Last Time vs. Air Force (1-27-16)
FG: 5 (3x) Last Time vs. Air Force (1-27-16)
FGA: 8 (3x) Last Time vs. Wyoming (1-16-16)
3FG: 2 vs. Fresno State (12-31-14)
3FGA: 4 vs. ULM (12-13-14)
FT: 7 vs. Houston Baptist (11-14-16)
FTA: 10 vs. Houston Baptist (11-14-16)
Rebounds: 7 (2x) Last Time at Nevada (3-5-16)
Assists: 3 (3x) Last Time vs. Air Force (1-27-16)
Blocks: 2 (2x) Last Time at UNLV (1-12-16)
Steals: 3 (2x) Last time vs. UAPB (12-17-16)
Minutes Played: 27 at Grand Canyon (12-23-14)

MISCELLANEOUS STATISTICS

	SEASON	CAREER
Double-Digit Scoring	1	4
Led Team in Steals	3	10
Led Team in Blocks		6
Led Team in Assists		
Led Team in Rebounding	1	1

CAREER STATISTICS

Season	gp-gs	min/avg	Total fg-fga pct	3-Point fg-fga pct	F-Throws ft-fga pct	Rebounds off def tot avg	pf fo ast to blk stl	Scoring pts avg
2014-15	30-11	357/11.9	35-78 .449	9-31 .290	19-38 .500	20 37 57 1.9	40 1 18 24 9 9	98 3.3
2015-16	32-3	446/13.9	50-102 .490	4-24 .167	42-63 .667	33 49 82 2.6	88 1 32 34 8 16	146 4.6
2016-17	15-0	186/12.4	15-34 .441	0-5 .000	29-36 .806	10 24 34 2.3	22 1 3 11 1 12	59 3.9
TOTAL	77-14	989/12.8	100-214 .467	13-60 .217	90-137 .657	63 110 173 2.2	150 3 53 69 18 37	303 3.9

The 2016-17 Lobos



Holt Shelley
6-9 - 221 lbs. - Freshman - Forward
Cliff, N.M. (Cliff HS)

NOTEWORTHY :

- One of two walk-ons from the state of New Mexico
- Part of three New Mexico State Basketball Championships ('13,'14,'15)
- Two-time Class A Player of the Year, two-time First Team All-State
- 2016 New Mexico Preps No. 1 recruit
- Played for the Danny Granger Hurricanes summer team

GAME-BY-GAME STATISTICS

Opponent	Date	GS	Min	FG-A	3FG-A	FT-A	O-D-TR	PF	A	TO	B	S	PTS
Idaho State	11-11-16					DNP							
Houston Baptist	11-14-16					DNP							
New Mexico State	11-18-16					DNP							
vs. Virginia Tech	11-24-16					DNP							
vs. CSUN	11-25-16					DNP							
vs. Dayton	11-27-16					DNP							
Abilene Christian	11-30-16					DNP							
at Illinois State	12-03-16					DNP							
UTEP	12-07-16					DNP							
at New Mexico S.	12-10-16					DNP							
Arkansas-Pine Bluff	12-17-16					DNP							
at Arizona	12-20-16					DNP							
Fresno State*	12-28-16					DNP							
at San Diego State*	01-01-17					DNP							
at Utah State*	01-04-17					DNP							
Nevada*	01-07-17					DNP							
UNLV*	01-10-17					DNP							
at Colorado State*	01-14-17					DNP							
at Boise State*	01-17-17					DNP							
Wyoming*	01-21-17					DNP							
Utah State*	01-24-17					DNP							
at Nevada*	01-28-17					DNP							
at UNLV*	02-01-17												
San Jose State*	02-04-17												
at Air Force*	02-08-17												
Boise State*	02-14-17												
at Fresno State*	02-18-17												
Colorado State*	02-21-17												
at Wyoming*	02-25-17												
San Diego State*	03-04-17												

SEASON HIGHS

Points: N/A
FG: N/A
FGA: N/A
3FG: N/A
3FGA: N/A
FT: N/A
FTA: N/A
Rebounds: N/A
Assists: N/A
Blocks: N/A
Steals: N/A
Minutes Played: N/A

CAREER HIGHS

Points: N/A
FG: N/A
FGA: N/A
3FG: N/A
3FGA: N/A
FT: N/A
FTA: N/A
Rebounds: N/A
Assists: N/A
Blocks: N/A
Steals: N/A
Minutes Played: N/A

MISCELLANEOUS STATISTICS

CAREER STATISTICS

The 2016-17 Lobos



Joe Furstinger
6'9" - 210 lbs. - Junior - Forward
Rancho Santa Margarita, Calif. (Santa Margarita HS)

NOTEWORTHY :

- Scored career-high nine points and had career-high 11 rebounds against Illinois State on 12-3-16
- Had a career-high three field goals made in CSUN win on 11-25-16
- Led all UNM bigs in assists by a wide margin last season
- Played at the same high school as the Warrior's Klay Thompson

GAME-BY-GAME STATISTICS

Opponent	Date	GS	Min	FG-A	3FG-A	FT-A	O-D-TR	PF	A	TO	B	S	PTS
Idaho State	11-11-16					DNP							
Houston Baptist	11-14-16					DNP							
New Mexico State	11-18-16	12	2-2	0-0	3-5	2-1-3	2	0	0	0	0	7	
vs. Virginia Tech	11-24-16	2	0-0	0-0	0-0	0-0-0	1	0	0	0	0	0	
vs. CSUN	11-25-16	8	3-3	0-0	0-0	1-0-1	2	0	0	0	0	6	
vs. Dayton	11-27-16	19	1-1	0-0	0-0	0-1-1	3	1	0	1	0	2	
Abilene Christian	11-30-16	13	2-2	0-0	0-0	0-4-4	0	4	0	1	0	4	
at Illinois State	12-03-16*	28	3-4	0-0	3-5	4-7-11	2	0	2	2	1	9	
UTEP	12-07-16*	25	2-4	0-0	2-2	0-3-3	3	0	2	1	1	6	
at New Mexico S.	12-10-16	7	0-1	0-0	0-0	1-0-1	5	0	1	0	0	0	
Arkansas-Pine Bluff	12-17-16*	20	0-2	0-0	5-6	1-3-4	2	1	1	4	1	5	
at Arizona	12-20-16*	12	0-3	0-0	0-0	4-4-8	4	0	2	2	1	0	
Fresno State*	12-28-16					DNP							
at San Diego State*	01-01-17					DNP							
at Utah State*	01-04-17	11	0-1	0-0	1-2	1-1-2	4	0	0	0	0	1	
Nevada*	01-07-17	9	0-0	0-0	2-2	0-0-0	4	1	0	0	0	2	
UNLV*	01-10-17	20	2-4	0-0	2-3	2-1-3	1	0	1	1	0	6	
at Colorado State*	01-14-17	21	3-6	0-0	1-1	3-2-5	3	1	1	2	0	7	
at Boise State*	01-17-17	9	0-1	0-0	0-0	0-2-2	2	0	0	0	0	0	
Wyoming*	01-21-17	10	0-2	0-0	0-0	2-1-3	2	1	2	1	2	0	
Utah State*	01-24-17	21	0-2	0-0	0-0	1-4-5	0	2	0	1	0	0	
at Nevada*	01-28-17												
at UNLV*	02-01-17												
San Jose State*	02-04-17												
at Air Force*	02-08-17												
Boise State*	02-14-17												
at Fresno State*	02-18-17												
Colorado State*	02-21-17												
at Wyoming*	02-25-17												
San Diego State*	03-04-17												

SEASON HIGHS

Points: 9 vs. Illinois State (12-3-16)
FG: 3 (3x) Last time vs. CSU (1-14-17)
FGA: 4 (3x) Last time vs. UNLV (1-10-17)
3FG: N/A
3FGA: N/A
FT: 5 vs. UAPB (12-17-16)
FTA: 6 vs. UAPB (12-17-16)
Rebounds: 11 vs. Illinois State (12-3-16)
Assists: 4 vs. Abilene Christian (11-30-16)
Blocks: 4 vs. UAPB (12-17-16)
Steals: 2 vs. Wyoming (1-21-17)
Minutes Played: 28 vs. Illinois State (12-3-16)

CAREER HIGHS

Points: 9 vs. Illinois State (12-3-16)
FG: 3 (3x) Last time vs. CSU (1-14-17)
FGA: 6 (2x) Last Time at San Jose State (1-23-16)
3FG: 1 vs. New Mexico State (12-3-14)
3FGA: 2 at Valparaiso (12-6-14)
FT: 5 vs. UAPB (12-17-16)
FTA: 6 vs. UAPB (12-17-16)
Rebounds: 11 vs. Illinois State (12-3-16)
Assists: 4 vs. Abilene Christian (11-30-16)
Blocks: 4 (2x) Last time vs. UAPB (12-17-16)
Steals: 2 (4x) Last time vs. Wyoming (1-21-17)
Minutes Played: 28 vs. Illinois State (12-3-16)

MISCELLANEOUS STATISTICS

	SEASON	CAREER
Led Team in Rebounding	2	3
Led Team in Assists	1	2
Led Team in Blocks	8	16
Led Team in Steals	2	6

CAREER STATISTICS

Season	gp-gs	min/avg	Total fg-fga pct	3-Point fg-fga pct	F-Throws ft-fa pct	Rebounds off def tot avg	pf	fo	ast	to	blk	stl	Scoring pts avg
2014-15	29-0	360/12.4	24-67 .358	1-10 .100	20-35 .571	20 37 57 2.0	53	1	22	16	15	4	69 2.4
2015-16	29-0	334/11.5	14-43 .326	0-1 .000	18-29 .621	15 41 56 1.9	55	0	13	16	19	15	46 1.6
2016-17	17-4	247/14.5	18-38 .474	0-0 .000	19-26 .731	22 34 56 3.3	41	1	11	12	16	6	55 3.2
TOTAL	75-4	941/12.5	56-148 .378	1-11 .091	57-90 .633	57 112 169 2.3	149	2	46	44	50	25	170 2.3

The 2016-17 Lobos



Damien Jefferson
6'5" -190 lbs. - Freshman - Guard/Forward
East Chicago, Ill. (East Chicago Central HS)

NOTEWORTHY :

- Picked up a season-high 12 points against Illinois State on 12-3-16
- Led high school team to sectional championship as a senior
- Finished with 31 points and 10 rebounds in sectional championship
- Rated top 150 player in his class nationally by Rivals.com
- Father Everette "Highway" Jefferson played at UNM from 1979-80

GAME-BY-GAME STATISTICS

Opponent	Date	GS	Min	FG-A	3FG-A	FT-A	O-D-TR	PF	A	TO	B	S	PTS
Idaho State	11-11-16	8	1-5	0-3	0-1	0-0-0	0	1	0	0	0	2	
Houston Baptist	11-14-16	11	2-5	0-1	1-2	0-2-2	1	3	0	1	0	5	
New Mexico State	11-18-16	13	3-6	0-1	1-5	1-1-2	4	0	1	0	4	7	
vs. Virginia Tech	11-24-16	10	1-2	0-1	2-2	0-0-0	2	1	1	0	0	4	
vs. CSUN	11-25-16	12	1-5	0-1	0-0	1-4-5	1	3	3	0	0	2	
vs. Dayton	11-27-16	12	4-5	1-1	0-1	0-6-6	2	0	2	0	0	9	
Abilene Christian	11-30-16	18	1-5	0-2	1-2	0-2-2	1	2	1	0	0	3	
at Illinois State	12-03-16	17	4-6	0-1	4-4	1-3-4	2	0	4	0	0	12	
UTEP	12-07-16	8	0-2	0-0	0-0	0-0-0	1	0	2	0	0	0	
at New Mexico S.	12-10-16	15	3-5	0-1	3-4	0-1-1	1	0	0	0	0	9	
Arkansas-Pine Bluff	12-17-16				DNP								
at Arizona	12-20-16	9	1-4	0-1	0-0	0-0-0	2	1	1	0	1	2	
Fresno State*	12-28-16				DNP								
at San Diego State*	01-01-17	7	1-4	0-1	2-4	2-1-3	0	0	1	0	0	4	
at Utah State*	01-04-17	25	2-5	0-1	1-1	0-1-1	2	3	1	1	0	5	
Nevada*	01-07-17	23	5-8	1-1	0-2	0-3-3	3	2	1	0	0	11	
UNLV*	01-10-17	4	1-3	0-1	0-0	0-1-1	0	0	0	0	1	2	
at Colorado State*	01-14-17	13	3-4	1-1	3-4	0-1-1	2	0	0	0	0	10	
at Boise State*	01-17-17	8	2-2	0-0	0-0	0-2-2	3	1	2	0	0	4	
Wyoming*	01-21-17	10	3-4	1-1	0-2	0-1-1	0	0	1	0	0	7	
Utah State*	01-24-17	10	3-3	0-0	0-0	0-2-2	2	0	1	0	0	6	
at Nevada*	01-28-17												
at UNLV*	02-01-17												
San Jose State*	02-04-17												
at Air Force*	02-08-17												
Boise State*	02-14-17												
at Fresno State*	02-18-17												
Colorado State*	02-21-17												
at Wyoming*	02-25-17												
San Diego State*	03-04-17												

SEASON HIGHS

Points: 12 vs. Illinois State (12-3-16)
FG: 5 vs. Nevada (1-7-17)
FGA: 8 vs. Nevada (1-7-17)
3FG: 1 (4x) Last time vs. Wyoming (1-21-17)
3FGA: 3 vs. Idaho State (11-11-16)
FT: 4 vs. Illinois State (12-3-16)
FTA: 5 vs. NMSU (11-18-16)
Rebounds: 6 vs. Dayton (11-27-16)
Assists: 3 (3x) Last time vs. Utah State (1-4-17)
Blocks: 1 (2x) Last time vs. Utah State (1-4-17)
Steals: 4 vs. NMSU (11-18-16)
Minutes Played: 25 vs. Utah State (1-4-17)

CAREER HIGHS

Points: 12 vs. Illinois State (12-3-16)
FG: 5 vs. Nevada (1-7-17)
FGA: 8 vs. Nevada (1-7-17)
3FG: 1 (4x) Last time vs. Wyoming (1-21-17)
3FGA: 3 vs. Idaho State (11-11-16)
FT: 4 vs. Illinois State (12-3-16)
FTA: 5 vs. NMSU (11-18-16)
Rebounds: 6 vs. Dayton (11-27-16)
Assists: 3 (3x) Last time vs. Utah State (1-4-17)
Blocks: 1 (2x) Last time vs. Utah State (1-4-17)
Steals: 4 vs. NMSU (11-18-16)
Minutes Played: 25 vs. Utah State (1-4-17)

MISCELLANEOUS STATISTICS

	SEASON	CAREER
Lead Team in Blocks	2	2
Lead Team in Steals	2	2
Lead Team in Rebounds	1	1
Double-Digit Scoring	2	2

CAREER STATISTICS

Season	gp-gs	min/avg	Total fg-fga pct	3-Point fg-fga pct	F-Throws ft-fga pct	Rebounds off def tot avg	pf	fo	ast	to	blk	stl	Scoring pts avg
2016-17	19-0	233/12.3	41-83 .494	4-19 .211	18-34 .529	5 31 36 1.9	29	0	17	22	2	6	104 5.5
TOTAL	19-0	233/12.3	41-83 .494	4-19 .211	18-34 .529	5 31 36 1.9	29	0	17	22	2	6	104 5.5

The 2016-17 Lobos



Adam Cumber
6'2" - 185 lbs. - RS-Sophomore - Guard
Albuquerque, N.M. (Sandia HS)

NOTEWORTHY :

- Took first shot attempt last season against Air Force
- Had decorated prep career at Sandia High School
- 5A Second Team All-State selection for the Matadors as a senior
- Led the state of New Mexico in assists as a senior
- One of two walk-ons from state of New Mexico

GAME-BY-GAME STATISTICS

Opponent	Date	GS	Min	FG-A	3FG-A	FT-A	O-D-TR	PF	A	TO	B	S	PTS
Idaho State	11-11-16					DNP							
Houston Baptist	11-14-16					DNP							
New Mexico State	11-18-16					DNP							
vs. Virginia Tech	11-24-16					DNP							
vs. CSUN	11-25-16					DNP							
vs. CSUN	11-27-16					DNP							
Abilene Christian	11-30-16					DNP							
at Illinois State	12-03-16					DNP							
UTEP	12-07-16					DNP							
at New Mexico S.	12-10-16					DNP							
Arkansas-Pine Bluff	12-17-16	2		0-0	0-0	0-0	0-0-0	0	0	0	0	0	0
at Arizona	12-20-16					DNP							
Fresno State*	12-28-16					DNP							
at San Diego State*	01-01-17					DNP							
at Utah State*	01-04-17					DNP							
Nevada*	01-07-17					DNP							
UNLV*	01-10-17					DNP							
at Colorado State*	01-14-17					DNP							
at Boise State*	01-17-17					DNP							
Wyoming*	01-21-17					DNP							
Utah State*	01-24-17					DNP							
at Nevada*	01-28-17					DNP							
at UNLV*	02-01-17					DNP							
San Jose State*	02-04-17					DNP							
at Air Force*	02-08-17					DNP							
Boise State*	02-14-17					DNP							
at Fresno State*	02-18-17					DNP							
Colorado State*	02-21-17					DNP							
at Wyoming*	02-25-17					DNP							
San Diego State*	03-04-17					DNP							

SEASON HIGHS

Points: N/A
FG: N/A
FGA: N/A
3FG: N/A
3FGA: N/A
FT: N/A
FTA: N/A
Rebounds: N/A
Assists: N/A
Blocks: N/A
Steals: N/A
Minutes Played: 2 vs. UAPB (12-17-16)

CAREER HIGHS

Points:
FG:
FGA: 1 vs. Air Force (1-27-16)
3FG:
3FGA: 1 vs. Air Force (1-27-16)
FT:
FTA:
Rebounds:
Assists:
Blocks:
Steals:
Minutes Played: 2 vs. UAPB (12-17-16)

MISCELLANEOUS STATISTICS

CAREER STATISTICS

Season	gp-gs	min/avg	Total		3-Point		F-Throws		Rebounds				Scoring					
			fg-fga	pct	fg-fga	pct	ft-fga	pct	off	def	tot	avg	pts	avg	pts	avg	pts	avg
2015-16	2-0	2/1.0	0-1	.000	0-1	.000	0-0	.000	0	0	0	0.0	0	0.0	0	0.0	0	0.0
2016-17	1-0	2/2.0	0-0	.000	0-0	.000	0-0	.000	0	0	0	0.0	0	0.0	0	0.0	0	0.0
TOTAL	3-0	4/1.3	0-1	.000	0-1	.000	0-0	.000	0	0	0	0.0	0	0.0	0	0.0	0	0.0

The 2016-17 Lobos



Anthony Mathis
6'3" - 170 lbs. - Sophomore - Guard
West Linn, Ore. (West Linn HS)

NOTEWORTHY :

- Scored 16 points in 15 minutes, both career bests, against Air Force last season
- Part of back-to-back-to-back 6A Oregon state championships
- 6A Second Team All-State as a senior
- First Team All-State selection as a junior

GAME-BY-GAME STATISTICS

Opponent	Date	GS	Min	FG-A	3FG-A	FT-A	O-D-TR	PF	A	TO	B	S	PTS
Idaho State	11-11-16	4	1-2	1-2	3-3	0-0-0	1	0	0	0	0	0	6
Houston Baptist	11-14-16	1	0-0	0-0	0-0	0-0-0	0	0	1	0	0	0	0
New Mexico State	11-18-16				DNP								
vs. Virginia Tech	11-24-16				DNP								
vs. CSUN	11-25-16				DNP								
vs. Dayton	11-27-16				DNP								
Abilene Christian	11-30-16	3	0-1	0-1	0-0	0-0-0	0	0	0	0	0	0	0
at Illinois State	12-03-16				DNP								
UTEP	12-07-16	4	0-0	0-0	0-0	0-1-1	0	0	0	0	0	0	0
at New Mexico S.	12-10-16				DNP								
Arkansas-Pine Bluff	12-17-16	4	0-2	0-2	0-0	0-2-2	0	0	1	0	0	0	0
at Arizona	12-20-16				DNP								
Fresno State*	12-28-16				DNP								
at San Diego State*	01-01-17				DNP								
at Utah State*	01-04-17	7	0-1	0-1	0-0	0-1-1	0	1	0	0	0	0	0
Nevada*	01-07-17	7	2-5	1-3	0-0	0-1-1	0	4	0	0	0	0	5
UNLV*	01-10-17	11	1-4	0-2	0-0	0-2-2	3	3	0	0	2	2	2
at Colorado State*	01-14-17				DNP								
at Boise State*	01-17-17				DNP								
Wyoming*	01-21-17				DNP								
Utah State*	01-24-17				DNP								
at Nevada*	01-28-17												
at UNLV*	02-01-17												
San Jose State*	02-04-17												
at Air Force*	02-08-17												
Boise State*	02-14-17												
at Fresno State*	02-18-17												
Colorado State*	02-21-17												
at Wyoming*	02-25-17												
San Diego State*	03-04-17												

SEASON HIGHS

Points: 6 vs. Idaho State (11-11-16)
FG: 2 vs. Nevada (1-7-17)
FGA: 5 vs. Nevada (1-7-17)
3FG: 1 (2x) Last time vs. Nevada (1-7-17)
3FGA: 3 vs. Nevada (1-7-17)
FT: 1 vs. Idaho State (11-11-16)
FTA: 1 vs. Idaho State (11-11-16)
Rebounds: 2 (2x) Last time vs. UNLV (1-10-17)
Assists: 4 vs. Nevada (1-7-17)
Blocks: N/A
Steals: 2 vs. UNLV (1-10-17)
Minutes Played: 11 vs. UNLV (1-10-17)

CAREER HIGHS

Points: 16 vs. Air Force (1-27-16)
FG: 4 vs. Air Force (1-27-16)
FGA: 7 vs. Nicholls State (11-25-15)
3FG: 3 vs. Air Force (1-27-16)
3FGA: 4 vs. Air Force (1-27-16)
FT: 5 vs. Air Force (1-27-16)
FTA: 5 vs. Air Force (1-27-16)
Rebounds: 2, (3x) Last time vs. UNLV (1-10-17)
Assists: 4 vs. Nevada (1-7-17)
Blocks:
Steals: 2 vs. UNLV (1-10-17)
Minutes Played: 15 vs. Air Force (1-27-16)

MISCELLANEOUS STATISTICS

	SEASON	CAREER
Double Digit Scoring		1
Led Team in Steals	1	3
Led Team in Assists	1	1

CAREER STATISTICS

Season	gp-gs	min/avg	Total fg-fga pct	3-Point fg-fga pct	F-Throws ft-fga pct	Rebounds off def tot avg	pf fo ast to blk stl	Scoring pts avg
2015-16	25-0	164/6.6	17-44 .386	12-34 .353	11-12 .917	2 11 13 0.5	25 0 9 12 0 7	57 2.3
2016-17	8-0	41/5.1	4-15 .267	2-11 .182	3-3 1.000	0 7 7 0.9	4 0 8 2 0 2	13 1.6
TOTAL	33-0	205/6.2	21-59 .356	14-45 .311	14-15 .933	2 18 20 0.6	29 0 17 14 0 9	70 2.1

The 2016-17 Lobos

32



Tim Williams
6'8" - 240 lbs. - RS-Senior - Forward
Flossmoor, Ill. (Samford)

NOTEWORTHY:

- Wooden Legacy Classic All-Tournament Team Honoree
- Had three double-doubles in first six games
- Scored career-high 31 points in 95-79 win over Houston Baptist (11-14-16)
- Named to Preseason All-Mountain West Team
- 1,896 career points scored between UNM and Samford, ranked 8th among active Division I players
- 2016-17 NABC All-State Good Works Team Honoree

GAME-BY-GAME STATISTICS

Opponent	Date	GS	Min	FG-A	3FG-A	FT-A	O-D-TR	PF	A	TO	B	S	PTS
Idaho State	11-11-16	*	31	7-11	0-0	4-7	5-6-11	2	0	1	0	1	18
Houston Baptist	11-14-16	*	33	10-11	0-0	11-12	2-9-11	1	1	3	0	0	31
New Mexico State	11-18-16	*	35	5-11	0-0	10-13	1-3-4	1	0	2	0	0	20
vs. Virginia Tech	11-24-16	*	37	8-13	0-1	3-4	6-5-11	1	1	1	2	0	19
vs. CSUN	11-25-16	*	36	7-12	0-0	7-7	2-4-6	2	2	2	2	1	21
vs. Dayton	11-27-16	*	38	7-13	0-0	2-3	0-5-5	1	2	3	1	1	16
Abilene Christian	11-30-16	*	16	3-4	0-0	2-3	0-0-0	2	1	2	0	1	8
at Illinois State	12-03-16					DNP							
UTEP	12-07-16					DNP							
at New Mexico S.	12-10-16	*	33	6-9	0-0	3-5	4-4-8	3	0	3	0	1	15
Arkansas-Pine Bluff	12-17-16	*	20	7-10	0-0	5-5	0-4-4	4	1	1	0	0	19
at Arizona	12-20-16	*	36	7-16	0-0	0-2	3-5-8	2	2	1	0	0	14
Fresno State*	12-28-16	*	33	7-15	0-1	4-6	2-5-7	0	4	0	0	2	18
at San Diego State*	01-01-17	*	37	3-9	0-0	6-7	2-7-9	3	4	4	1	0	12
at Utah State*	01-04-17	*	35	13-18	0-1	4-5	2-5-7	3	1	3	0	0	30
Nevada*	01-07-17	*	41	10-16	0-0	6-10	2-6-8	3	2	1	5	0	26
UNLV*	01-10-17	*	39	5-8	0-0	1-2	0-7-7	2	1	2	0	0	11
at Colorado State*	01-14-17	*	34	7-13	0-0	1-3	2-7-9	3	1	4	1	1	15
at Boise State*	01-17-17	*	38	8-16	1-1	2-2	1-2-3	1	1	3	0	3	19
Wyoming*	01-21-17	*	37	6-14	0-1	2-5	3-8-11	0	2	2	1	0	14
Utah State*	01-24-17	*	30	6-11	0-0	1-1	1-4-5	4	2	0	0	0	13
at Nevada*	01-28-17												
at UNLV*	02-01-17												
San Jose State*	02-04-17												
at Air Force*	02-08-17												
Boise State*	02-14-17												
at Fresno State*	02-18-17												
Colorado State*	02-21-17												
at Wyoming*	02-25-17												
San Diego State*	03-04-17												

SEASON HIGHS

Points: 31 vs. Houston Baptist (11-14-16)
FG: 13 vs. Utah State (1-4-17)
FGA: 18 vs. Utah State (1-4-17)
3FG: 1 vs. Boise State (1-17-17)
3FGA: 1 (5x) Last time vs. Wyoming (1-21-17)
FT: 11 vs. Houston Baptist (11-14-16)
FTA: 13 vs. NMSU (11-18-16)
Rebounds: 11 (4x) Last time vs. Wyoming (1-21-17)
Assists: 4 (2x) Last time vs. SDSU (1-1-17)
Blocks: 5 vs. Nevada (1-7-17)
Steals: 3 vs. Boise State (1-17-17)
Minutes Played: 41 vs. Nevada (1-7-17)

CAREER HIGHS

Points: 31 vs. Houston Baptist (11-14-16)
FG: 13 vs. Utah State (1-4-17)
FGA: 21 at USC (11-21-15)
3FG: 1 vs. Boise State (1-17-17)
3FGA: 1 (5x) Last time vs. Wyoming (1-21-17)
FT: 11 vs. Houston Baptist (11-14-16)
FTA: 13 (2x) Last time vs. NMSU (11-18-16)
Rebounds: 15 at USC (11-21-15)
Assists: 4 (3x) Last time vs. SDSU (1-1-17)
Blocks: 5 vs. Nevada (1-7-17)
Steals: 3 vs. Boise State (1-17-17)
Minutes Played: 43 at San Diego State (2-6-16)

MISCELLANEOUS STATISTICS

	SEASON	CAREER
30+ Points	2	2
20+ Points	3	13
Double-Digit Scoring	18	47
10+ Rebounds	4	10
Double-Doubles	4	10
Led Team in Blocks	5	21
Led Team in Scoring	9	17
Led Team in Rebounds	12	30
Led Team in Assists	2	3
Led Team in Steals	3	3

SAMFORD/UNM CAREER STATISTICS

Season	gp-gs	min/avg	Total fg-fga	pct	3-Point fg-fga	pct	F-Throws ft-fa	pct	Rebounds off	def	tot	avg	pf	fo	ast	to	blk	stl	Scoring pts	avg
2012-13	32-30	1120/35.0	178-327	.544	0-0	.000	98-144	.681	58	170	228	7.1	67	1	25	48	35	47	454	14.2
2013-14	32-32	1057/33.0	217-360	.603	1-2	.500	129-172	.750	64	171	235	7.3	75	0	24	59	45	43	564	17.6
TOTAL	64-62	2177/34.0	395-687	.575	1-2	.500	227-316	.718	122	341	463	7.2	142	1	49	107	80	90	1018	15.9

Season	gp-gs	min/avg	Total fg-fga	pct	3-Point fg-fga	pct	F-Throws ft-fa	pct	Rebounds off	def	tot	avg	pf	fo	ast	to	blk	stl	Scoring pts	avg
2015-16	32-32	1078/33.7	215-356	.604	0-0	.000	109-163	.669	65	172	237	7.4	67	1	33	48	39	19	539	16.8
2016-17	19-19	639/33.6	132-230	.574	1-5	.200	74-102	.725	38	96	134	7.1	38	0	28	38	13	11	339	17.8
TOTAL	51-51	1717/33.7	347-586	.592	1-5	.200	183-265	.691	103	268	371	7.3	105	1	61	86	52	30	878	17.2

The 2016-17 Lobos



Connor MacDougall
6'9" - 235 lbs. - RS-Sophomore - Forward
Tempe, Ariz. (South Mountain CC)

NOTEWORTHY :

- NJCAA All-American at South Mountain CC
- Helped South Mountain finish eighth among 16 teams at NJCAA National Tournament
- Played six games for Arizona State in 2014-15
- Ranked by Fox Sports Next as the 12th best center in 2014 recruiting class

GAME-BY-GAME STATISTICS

Opponent	Date	GS	Min	FG-A	3FG-A	FT-A	O-D-TR	PF	A	TO	B	S	PTS
Idaho State	11-11-16	15	2-4	0-0	1-3	5-1-6	3	0	4	1	0	5	
Houston Baptist	11-14-16	17	2-3	0-0	0-0	0-1-1	4	0	1	0	0	4	
New Mexico State	11-18-16	7	1-2	0-0	1-2	2-0-2	5	0	1	0	0	3	
vs. Virginia Tech	11-24-16	15	2-5	0-0	1-2	0-2-2	3	0	1	0	0	5	
vs. CSUN	11-25-16	10	2-3	0-0	1-1	0-0-0	4	0	0	0	0	5	
vs. Dayton	11-27-16	9	0-2	0-0	0-0	1-0-1	0	0	0	0	0	0	
Abilene Christian	11-30-16	14	3-5	0-0	2-2	0-1-1	2	1	1	0	0	8	
at Illinois State	12-03-16	15	2-3	0-0	0-0	2-0-2	0	0	0	0	0	4	
UTEP	12-07-16	16	2-3	0-0	5-7	1-3-4	3	0	0	1	0	9	
at New Mexico S.	12-10-16	12	1-4	0-0	0-0	0-0-0	2	0	1	1	0	2	
Arkansas-Pine Bluff	12-17-16	14	0-1	0-0	10-10	4-2-6	1	0	3	0	0	10	
at Arizona	12-20-16	12	0-3	0-0	0-0	0-3-3	5	0	1	0	0	0	
Fresno State*	12-28-16	10	1-1	0-0	1-2	0-1-1	1	0	0	0	0	3	
at San Diego State*	01-01-17	8	1-4	0-0	0-0	1-2-3	1	0	2	0	0	2	
at Utah State*	01-04-17	4	0-0	0-0	2-2	0-2-2	0	0	0	0	0	2	
Nevada*	01-07-17	2	0-0	0-0	0-0	0-0-0	0	0	0	0	0	0	
UNLV*	01-10-17				DNP								
at Colorado State*	01-14-17				DNP								
at Boise State*	01-17-17				DNP								
Wyoming*	01-21-17				DNP								
Utah State*	01-24-17	10	2-4	0-0	6-6	1-1-2	3	0	0	2	0	10	
at Nevada*	01-28-17												
at UNLV*	02-01-17												
San Jose State*	02-04-17												
at Air Force*	02-08-17												
Boise State*	02-14-17												
at Fresno State*	02-18-17												
Colorado State*	02-21-17												
at Wyoming*	02-25-17												
San Diego State*	03-04-17												

SEASON HIGHS

Points: 10 (2x) Last time vs. Utah State (1-124-17)
FG: 3 vs. Abilene Christian (11-30-16)
FGA: 5 vs. Abilene Christian (11-30-16)
3FG: N/A
3FGA: N/A
FT: 10 vs. UAPB (12-17-16)
FTA: 10 vs. UAPB (12-17-16)
Rebounds: 6 (2x) Last Time vs. UAPB (12-17-16)
Assists: 1 vs. Abilene Christian (11-30-16)
Blocks: 2 vs. Utah State (1-124-17)
Steals: N/A
Minutes Played: 17 vs. Houston Baptist (11-14-16)

CAREER HIGHS

Points: 10 (2x) Last time vs. Utah State (1-124-17)
FG: 3 vs. Abilene Christian (11-30-16)
FGA: 5 vs. Abilene Christian (11-30-16)
3FG: N/A
3FGA: N/A
FT: 10 vs. UAPB (12-17-16)
FTA: 10 vs. UAPB (12-17-16)
Rebounds: 6 (2x) Last Time vs. UAPB (12-17-16)
Assists: 1 vs. Abilene Christian (11-30-16)
Blocks: 2 vs. Utah State (1-124-17)
Steals: N/A
Minutes Played: 17 vs. Houston Baptist (11-14-16)

MISCELLANEOUS STATISTICS

	SEASON	CAREER
Lead Team in Blocks	3	3
Double-Digit Scoring	2	2
Lead Team in Rebounds	1	1

CAREER STATISTICS

			Total		3-Point		F-Throws		Rebounds											Scoring	
Season	gp-gs	min/avg	fg-fga	pct	fg-fga	pct	ft-fta	pct	off	def	tot	avg	pf	fo	ast	to	blk	stl	pts	avg	
2016-17	17-0	190/11.2	21-47	.447	0-0	.000	30-37	.811	17	19	36	2.1	37	2	1	15	5	0	72	4.2	
TOTAL	17-0	190/11.2	21-47	.447	0-0	.000	30-37	.811	17	19	36	2.1	37	2	1	15	5	0	72	4.2	

2016-17 Box Scores

Official Basketball Box Score -- Game Totals -- Final Statistics Idaho State vs New Mexico 11/11/16 8 p.m. MST at WisePies Arena - The Pit

Idaho State 70 • 0-1

#	Player	Total		3-Ptr		Rebounds			PF	TP	A	TO	Blk	Stl	Min
		FG-FGA	FG-FGA	FT-FTA	FT-FTA	Off	Def	Tot							
05	JONES, Robert	f	5-6	3-4	0-0	1	2	3	4	13	2	0	0	2	21
13	TOPALOVIC, Novak	c	5-9	0-0	2-2	2	7	9	4	12	1	2	0	0	30
01	LUZCANO, Geno	g	4-7	0-1	0-0	1	1	2	4	8	1	5	0	2	28
03	TELFAR, Edhan	g	9-23	3-7	4-7	3	9	12	4	25	10	6	0	6	40
25	CHIVICHYAN, Gary	g	0-1	0-1	0-0	0	0	0	2	0	1	0	0	0	9
11	NAKKEN, Erik	g	0-1	0-1	0-0	0	0	0	3	0	1	0	0	0	11
22	WILKINSON, Clark	g	0-0	0-0	1-2	2	0	2	1	1	0	1	0	0	3
24	LENNOX, Stephen	g	1-3	0-2	0-0	0	0	0	3	2	1	2	0	0	27
32	MOCAN, Balint	g	3-7	3-6	0-0	1	0	1	4	9	2	2	0	0	31
Team						0	0	0							
Totals			27-57	9-22	7-11	10	19	29	29	70	17	20	0	10	200

FG % 1st Half: 13-26 50.0% 2nd half: 14-31 45.2% Game: 27-57 47.4% Deadball Rebounds 1,2
3FG % 1st Half: 6-12 50.0% 2nd half: 3-10 30.0% Game: 9-22 40.9%
FT % 1st Half: 6-8 75.0% 2nd half: 1-3 33.3% Game: 7-11 63.6%

New Mexico 81 • 1-0

#	Player	Total		3-Ptr		Rebounds			PF	TP	A	TO	Blk	Stl	Min
		FG-FGA	FG-FGA	FT-FTA	FT-FTA	Off	Def	Tot							
20	LOGWOOD, Sam	f	7-10	1-2	5-5	1	2	3	2	20	4	3	0	1	32
32	WILLIAMS, Tim	f	7-11	0-0	4-7	5	6	11	2	18	0	1	0	1	31
11	AGET, Obij	c	2-3	0-0	0-0	0	3	3	1	4	0	0	3	0	20
03	HUNTER, Jordan	g	1-6	0-3	4-6	1	5	6	3	6	8	2	0	2	34
04	BROWN, Elijah	g	5-13	1-6	3-4	1	3	4	3	14	4	6	0	1	30
01	UGUAK, Aher	g	0-1	0-0	0-0	1	0	1	0	0	1	0	0	0	7
05	HARRIS, Jalen	g	0-0	0-0	0-0	0	0	0	4	0	2	0	0	1	5
21	ADAMS, Xavier	g	2-4	0-0	2-4	2	1	3	1	6	0	1	0	0	14
24	JEFFERSON, Damien	g	1-5	0-3	0-1	0	0	0	0	2	1	0	0	0	8
31	MATHIS, Anthony	g	1-2	1-2	3-3	0	0	0	1	6	0	0	0	0	4
55	MACDOUGALL, Connor	g	2-4	0-0	1-3	5	1	6	3	5	0	4	1	0	15
Team						2	0	2							
Totals			28-59	3-16	22-33	18	21	39	20	81	19	18	4	6	200

FG % 1st Half: 10-30 33.3% 2nd half: 18-29 62.1% Game: 28-59 47.5% Deadball Rebounds 3,2
3FG % 1st Half: 2-11 18.2% 2nd half: 1-5 20.0% Game: 3-16 18.8%
FT % 1st Half: 10-16 62.5% 2nd half: 12-17 70.6% Game: 22-33 66.7%

Officials: Larry Spaulding, Brent Meaux, Ryan McDaniel
Technical fouls: Idaho State-TOPALOVIC, Novak; WILKINSON, Clark. New Mexico-ADAMS, Xavier; AGET, Obij.
Attendance: 11293

Score by periods	1st	2nd	Total
Idaho State	38	32	70
New Mexico	32	49	81

Last FG - ISU 2nd-01:45, NM 2nd-01:04.
Largest lead - ISU by 10 1st-12:10, NM by 12 2nd-06:34.
ISU led for 21:32. NM led for 17:11. Game was tied for 01:17.
Score tied - 2 times.
Lead changed - 8 times.

Official Basketball Box Score -- Game Totals -- Final Statistics Houston Baptist vs New Mexico 11/14/16 7 p.m. MST at WisePies Arena - The Pit

Houston Baptist 79 • 0-2

#	Player	Total		3-Ptr		Rebounds			PF	TP	A	TO	Blk	Stl	Min
		FG-FGA	FG-FGA	FT-FTA	FT-FTA	Off	Def	Tot							
05	Lasher, Colter	f	7-17	5-12	0-0	1	2	3	2	19	4	2	0	1	33
11	Russell, Alif	f	4-9	1-3	2-4	2	3	5	3	11	3	1	0	2	27
44	Ibarra, Josh	c	1-6	0-0	4-6	1	1	2	5	6	0	0	0	1	22
13	Chukwuekwu, Reveal	g	3-8	1-4	0-0	0	4	4	3	7	0	0	0	0	26
30	Bonds, Braxton	g	4-4	0-0	3-6	2	3	5	5	11	3	1	0	2	25
02	Weber, Jalen	g	4-7	3-4	2-2	0	1	1	2	13	2	1	0	0	21
03	Cantwell, Asa	g	0-1	0-1	0-0	0	0	0	2	0	0	2	0	0	10
04	Stetler, Cody	g	0-1	0-0	0-0	1	1	2	5	0	0	2	0	1	10
22	Gates, Jalon	g	3-4	3-4	1-1	0	0	0	0	10	1	0	0	0	10
23	Fountain, Alex	g	1-6	0-2	0-0	2	0	2	4	2	2	3	0	0	16
Team						1	0	1							
Totals			27-63	13-30	12-19	10	15	25	31	79	15	12	0	7	200

FG % 1st Half: 13-34 38.2% 2nd half: 14-29 48.3% Game: 27-63 42.9% Deadball Rebounds 4
3FG % 1st Half: 3-15 20.0% 2nd half: 10-15 66.7% Game: 13-30 43.3%
FT % 1st Half: 2-2 100.0 2nd half: 10-17 58.8% Game: 12-19 63.2%

New Mexico 95 • 2-0

#	Player	Total		3-Ptr		Rebounds			PF	TP	A	TO	Blk	Stl	Min
		FG-FGA	FG-FGA	FT-FTA	FT-FTA	Off	Def	Tot							
20	LOGWOOD, Sam	f	3-5	1-2	2-2	0	6	6	1	9	2	0	0	1	26
32	WILLIAMS, Tim	f	10-11	0-0	11-12	2	9	11	1	31	1	3	0	0	33
11	AGET, Obij	c	0-1	0-0	2-2	0	1	1	1	2	1	0	0	0	17
03	HUNTER, Jordan	g	2-3	1-2	4-4	1	4	5	2	9	2	1	0	1	17
04	BROWN, Elijah	g	1-8	0-5	4-4	0	1	1	2	6	5	4	0	2	28
01	UGUAK, Aher	g	2-3	1-1	0-0	0	1	1	2	5	1	0	0	2	14
05	HARRIS, Jalen	g	4-4	1-1	4-6	0	1	1	1	13	4	3	0	1	23
21	ADAMS, Xavier	g	2-2	0-0	7-10	0	1	1	2	11	0	0	0	1	13
24	JEFFERSON, Damien	g	2-5	0-1	1-2	0	2	2	1	5	3	0	0	1	11
31	MATHIS, Anthony	g	0-0	0-0	0-0	0	0	0	0	0	0	0	0	0	1
55	MACDOUGALL, Connor	g	2-3	0-0	0-0	0	1	1	4	4	0	1	0	0	17
Team						1	1	2							
Totals			28-45	4-12	35-42	4	29	33	16	95	19	13	1	8	200

FG % 1st Half: 18-25 72.0% 2nd half: 10-20 50.0% Game: 28-45 62.2% Deadball Rebounds 5
3FG % 1st Half: 2-6 33.3% 2nd half: 2-6 33.3% Game: 4-12 33.3%
FT % 1st Half: 12-12 100.0 2nd half: 23-30 76.7% Game: 35-42 83.3%

Officials: Bob Staffen, Doran Gotschall, Eric Anderson
Technical fouls: Houston Baptist-None. New Mexico-None.
Attendance: 10456

Score by periods	1st	2nd	Total
Houston Baptist	31	48	79
New Mexico	50	45	95

Last FG - HBU 2nd-01:09, NM 2nd-00:50.
Largest lead - HBU None, NM by 20 1st-01:58.
HBU led for 00:00. NM led for 39:20. Game was tied for 00:40.
Score tied - 1 time.
Lead changed - 0 times.

Official Basketball Box Score -- Game Totals -- Final Statistics New Mexico State vs New Mexico 11/18/16 7 p.m. MST at WisePies Arena - The Pit

New Mexico State 59 • 2-2

#	Player	Total		3-Ptr		Rebounds			PF	TP	A	TO	Blk	Stl	Min
		FG-FGA	FG-FGA	FT-FTA	FT-FTA	Off	Def	Tot							
11	Wilkins, Johnathon	f	0-0	0-0	0-0	0	0	0	5	0	0	1	0	0	10
22	Chuha, Eli	f	0-3	0-0	2-3	3	2	5	2	2	1	1	0	1	26
35	Pennie, Jalyn	f	2-4	2-3	0-0	3	2	5	2	6	1	1	1	1	18
04	Baker, Ian	g	8-17	4-8	5-8	0	1	1	2	25	1	3	0	3	33
13	N'Dir, Sidy	g	5-13	0-4	4-5	0	3	3	5	14	3	5	0	0	34
02	Haley, Jermaine	g	0-2	0-2	0-0	2	1	3	2	0	0	1	0	0	13
01	Huggins, Braxton	g	1-2	1-2	0-0	0	0	0	0	3	1	1	1	0	13
03	Ellis, Chancellor	g	0-1	0-1	0-0	0	0	0	0	1	0	1	0	0	3
10	Jones, Jemerrio	g	0-3	0-1	0-0	0	4	4	3	0	0	3	0	1	10
21	Bhullar, Tanveer	g	3-5	0-0	3-5	4	6	10	4	9	2	1	0	0	25
24	Taylor, Matt	g	0-3	0-3	0-0	1	1	2	3	0	0	0	2	1	15
Team						0	2	2							
Totals			19-53	7-24	14-21	13	22	35	29	59	10	20	4	7	200

FG % 1st Half: 11-25 44.0% 2nd half: 8-28 28.6% Game: 19-53 35.8% Deadball Rebounds 2
3FG % 1st Half: 4-11 36.4% 2nd half: 3-13 23.1% Game: 7-24 29.2%
FT % 1st Half: 4-7 57.1% 2nd half: 10-14 71.4% Game: 14-21 66.7%

New Mexico 72 • 3-0

#	Player		Total		3-Ptr		Rebounds			PF	TP	A	TO	Blk	Stl	Min
			FG-FGA	FG-FGA	FT-FTA	Off	Def	Tot								
20	LOGWOOD, Sam	f	5-7	0-0	2-4	0	4	4	0	12	4	2	0	0	29	
32	WILLIAMS, Tim	f	5-11	0-0	10-13	1	3	4	1	20	0	2	0	0	35	
11	AGET, Obij	c	1-3	0-0	0-0	1	1	2	5	2	1	0	3	1	24	
03	HUNTER, Jordan	g	1-2	0-1	0-0	1	2	3	2	2	2	2	0	0	25	
04	BROWN, Elijah	g	6-17	1-7	6-8	0	8	8	1	19	2	2	0	1	34	
01	UGUAK, Aher	g	0-1	0-0	0-0	1	0	1	0	0	0	0	0	0	3	
05	HARRIS, Jalen	g	0-2	0-0	0-0	0	3	3	2	0	1	2	0	2	15	
21	ADAMS, Xavier	g	0-1	0-1	0-0	0	0	0	0	0	0	0	0	1	3	
24	FURSTINGER, Joe	g	2-6	0-0	3-5	2	3	3	7	0	0	0	0	12		
23	JEFFERSON, Damien	g	3-6	0-1	1-5	1	1	2	4	7	0	1	0	4	13	
55	MACDOUGALL, Connor	g	1-2	0-0	1-2	2	0	2	5	3	0	1	0	0	7	
	Team					6	2	8								
Totals			24-54	1-10	23-37	15	25	40	23	72	10	12	3	9	200	

2016-17 Box Scores

Official Basketball Box Score -- Game Totals -- Final Statistics
CSUN vs New Mexico
11/25/16 12:00 PM at Titan Gym (Fullerton, Calif.)

CSUN 89 • 2-4

#	Player	Total		3-Ptr	Rebounds			PF	TP	A	TO	Blk	Stl	Min
		FG-FGA	FG-FGA		Off	Def	Tot							
02	Lubin, Rakim	f	5-8	0-0	6-7	2	4	6	5	16	0	7	0	25
45	Johns, Dylan	c	0-0	0-0	0-1	2	0	2	2	0	1	2	0	17
00	Smith, Kendall	g	2-8	0-2	8-8	2	1	3	4	12	8	7	0	28
03	Johnson, Darin	g	8-11	5-5	1-1	1	5	6	2	22	0	0	0	33
22	Parks, Aaron	g	7-11	2-4	4-6	4	2	6	2	20	5	0	0	23
01	Warren, Micheal	g	1-4	0-2	0-0	0	0	0	3	2	0	3	0	18
04	Dawson, Tavron	g	4-9	0-3	5-6	2	2	4	4	13	1	1	0	28
05	Kaba-Camara, Mahama	g	0-0	0-0	0-0	0	0	0	1	0	0	0	0	5
10	Richardson, Jason	g	0-0	0-0	0-0	0	0	0	0	0	0	0	0	0+
23	Wilbut, Jeron	g	1-3	0-1	0-0	0	0	0	0	2	0	1	0	4
24	Theus Jr., Reggie	g	1-2	0-0	0-0	0	0	0	3	2	0	0	0	9
Team			0	1	1									
Totals			29-56	7-17	24-29	13	18	31	26	89	15	21	1	5, 200

FG % 1st Half: 16-30 53.3% 2nd half: 13-26 50.0% Game: 29-56 51.8%
3FG % 1st Half: 4-8 50.0% 2nd half: 3-9 33.3% Game: 7-17 41.2%
FT % 1st Half: 9-11 81.8% 2nd half: 15-18 83.3% Game: 24-29 82.8%

Deadball
Rebounds
2

New Mexico 105 • 4-1

#	Player		Total		3-Ptr	Rebounds			PF	TP	A	TO	Blk	Stl	Min	
			FG-FGA	FG-FGA		FT-FTA	Off	Def								Tot
32	WILLIAMS, Tim	f	7-12	0-0	7-7	2	4	6	2	21	2	2	2	1	36	
11	AGET, Obij	c	6-6	0-0	4-5	1	1	2	4	16	1	0	0	0	19	
04	HUNTER, Jordan	g	2-5	1-1	4-4	0	1	1	2	9	4	1	0	0	20	
03	BROWN, Elijah	g	7-11	3-5	4-6	1	2	3	3	21	7	4	0	0	1	28
20	LOGWOOD, Sam	g	5-6	0-0	3-4	0	0	0	3	13	1	0	1	0	1	29
01	UGUAK, Aher	g	1-1	0-0	0-2	0	0	0	0	2	0	0	0	0	2	9
05	HARRIS, Jalen	g	2-2	0-0	0-0	0	1	1	0	4	0	1	0	1	1	11
14	KUIPER, Dane	g	0-1	0-0	0-0	0	0	0	0	0	0	0	0	0	0	2
21	ADAMS, Xavier	g	1-2	0-0	4-4	0	3	3	1	6	0	0	0	0	0	6
23	FURSTINGER, Joe	g	3-3	0-0	0-0	1	0	1	2	6	0	0	0	0	0	8
24	JEFFERSON, Damien	g	1-5	0-1	0-0	1	4	5	1	2	3	3	0	0	0	12
55	MACDOUGALL, Connor	g	2-3	0-0	1-1	0	0	0	4	5	0	0	0	0	0	10
	Team		0	1	1											
Totals			37-57	4-7	27-33	6	17	23	22	105	18	11	3	9	200	

FG % 1st Half: 20-29 69.0% 2nd half: 17-28 60.7% Game: 37-57 64.9%
3FG % 1st Half: 3-4 75.0% 2nd half: 1-3 33.3% Game: 4-7 57.1%
FT % 1st Half: 11-13 84.6% 2nd half: 16-20 80.0% Game: 27-33 81.8%

Deadball
Rebounds
2

Officials: Tony Padilla, Donnie Eppley, Michael Irving
Technical fouls: CSUN-None. New Mexico-None.
Attendance: 105
Game 5 of the 2016 Wooden Legacy
105 points sets new Wooden single game points record

Score by periods	1st	2nd	Total
CSUN	45	44	89
New Mexico	54	51	105

Points	In	Off	2nd	Fast	Bench
CSUN	28	13	22	0	19
NM	50	26	12	8	25

Last FG - CSUN 2nd-03:44, NM 2nd-00:13.
Largest lead - CSUN by 2 1st-10:31, NM by 16 2nd-00:13.
CSUN led for 00:17. NM led for 36:50. Game was tied for 02:53.

Score tied - 5 times.
Lead changed - 2 times.

Official Basketball Box Score -- Game Totals -- Final Statistics
New Mexico vs Dayton
11/27/16 11:00 AM at Honda Center (Anaheim, Calif.)

New Mexico 57 • 4-2

NEW HAVEN 57-42

#	Player		Total		3-Ptr	Rebounds			PF	TP	A	TO	Blk	Stl	Min
			FG-FGA	FG-FGA		FT-FTA	Off	Def							
20	LOGWOOD, Sam	f	0-3	0-0	3-4	0	2	2	1	3	1	2	0	0	19
32	WILLIAMS, Tim	f	7-13	0-0	2-3	0	5	5	1	16	2	3	1	1	38
11	AGET, Obij	c	1-1	0-0	0-0	2	1	3	1	2	0	0	0	0	9
03	HUNTER, Jordan	g	2-7	2-4	0-0	0	3	3	2	6	1	3	0	0	27
04	BROWN, Elijah	g	4-14	3-8	5-5	0	5	5	1	16	3	3	0	0	32
01	UGUAK, Aher	g	0-0	0-0	0-0	0	0	0	1	0	0	0	0	0	2
05	HARRIS, Jalen	g	0-0	0-0	0-0	0	0	0	2	0	1	1	0	0	13
14	KUIPER, Dane	g	1-2	1-1	0-0	0	2	2	4	3	2	1	0	0	11
21	ADAMS, Xavier	g	0-1	0-0	0-0	0	1	1	2	0	0	1	0	0	1
23	FURSTINGER, Joe	g	1-1	0-0	0-0	0	1	1	3	2	1	0	1	0	19
24	JEFFERSON, Damien	g	4-5	1-1	0-1	0	6	6	2	9	0	2	0	0	12
55	MACDOUGALL, Connor	g	0-2	0-0	0-0	1	0	1	0	0	0	0	0	0	9
Team						2	2	4							
Totals			20-49	7-14	10-13	5	28	33	20	57	11	16	2	3	200

FG % 1st Half: 8-24 33.3% 2nd half: 12-25 48.0% Game: 20-49 40.8%
3FG % 1st Half: 5-9 55.6% 2nd half: 2-5 40.0% Game: 7-14 50.0%
FT % 1st Half: 4-5 80.0% 2nd half: 6-8 75.0% Game: 10-13 76.9%

Deadball
Rebounds
1

Dayton 64 • 4-2

#	Player		Total		3-Ptr		Rebounds			PF	TP	A	TO	Blk	Stl	Min
			FG	FGA	FG	FGA	FT	FTA	Off							
02	MILLER, Sam	f	1-6	1-3	0-0		2	4	6	3	3	0	0	1	0	30
33	MIKESSELL, Ryan	f	2-6	0-1	3-5		1	4	5	3	7	1	2	0	0	22
03	DAVIS, Kyle	g	5-8	1-4	1-3		1	2	3	2	12	2	0	0	1	34
04	COOKE, Charles	g	4-11	0-2	4-6		1	5	6	1	12	5	2	0	0	28
11	SMITH, Scoochie	g	5-9	2-5	0-0		0	2	2	3	12	3	1	0	0	29
01	DAVIS, Darrell		1-5	1-4	2-2		0	3	3	2	5	0	1	0	0	12
15	CROSSBY, John		1-2	0-0	2-3		0	4	4	1	4	2	1	0	0	16
20	WILLIAMS, Xeyrius		3-7	1-3	2-2		1	2	3	1	9	1	2	1	0	29
	Team						3	0	3							
Totals			22-54	6-22	14-21		9	26	35	16	64	14	9	3	7	200

FG % 1st Half: 12-28 42.9% 2nd half: 10-26 38.5% Game: 22-54 40.7%
3FG % 1st Half: 2-12 16.7% 2nd half: 4-10 40.0% Game: 6-22 27.3%
FT % 1st Half: 5-10 50.0% 2nd half: 9-11 81.8% Game: 14-21 66.7%

Deadball
Rebounds
2

Officials: Mike Scypher, Earl Walton, Jason Baker
Technical fouls: New Mexico-None. Dayton-None.
Attendance: 105
Game 9 of the 2016 Wooden Legacy
5th Place Game

Score by periods	1st	2nd	Total
New Mexico	25	32	57
Dayton	31	33	64

Points	In	Off	2nd	Fast	Bench
NM	18	7	4	0	14
UD	22	25	13	10	18

Last FG - NM 2nd-01:08, UD 2nd-00:08.
Largest lead - NM by 1 2nd-01:08, UD by 13 1st-04:44.
NM led for 00:23. UD led for 37:32. Game was tied for 02:05.

Score tied - 1 time.
Lead changed - 2 times.

Official Basketball Box Score -- Game Totals -- Final Statistics
Abilene Christian vs New Mexico
11/30/16 7 p.m. MST at WisePies Arena - The Pit

Abilene Christian 55 • 3-3

#	Player		Total			Rebounds			PF	TP	A	TO	Blk	Stl	Min
			FG-FGA	3-PT FG-FGA	FT-FTA	Off	Def	Tot							
01	Lewis, Jaren	f	6-13	1-2	3-4	1	5	6	4	16	1	6	0	1	31
23	Howell, Hayden	f	2-3	0-0	0-0	2	3	5	4	4	1	1	0	0	12
04	Crnac, Jovan	g	0-7	0-7	1-2	1	2	3	0	1	2	1	0	0	26
05	Ricks, Payten	g	0-1	0-1	0-0	0	0	0	0	0	2	3	0	1	18
11	Green, Drake	g	3-7	3-6	0-0	0	3	3	2	9	2	0	0	0	25
03	Langston, Diamante		0-0	0-0	0-0	0	1	1	3	0	3	2	0	0	21
10	Tripp, Isaiah		2-5	1-3	0-0	0	1	1	1	5	0	0	0	0	27
14	Lenox, Trey		0-0	0-0	0-0	0	1	1	0	0	0	0	0	0	4
15	Farquhar, Hayden		2-6	0-1	0-0	1	0	1	2	4	2	0	0	0	11
21	Friday, Jalone		5-6	3-4	3-4	1	3	4	4	16	0	1	2	1	25
	Team					0	3	3							
Totals			20-48	8-24	7-10	6	22	28	20	55	13	14	2	3	200

FG % 1st Half: 11-27 40.7% 2nd half: 9-21 42.9% Game: 20-48 41.7%
3FG % 1st Half: 3-11 27.3% 2nd half: 5-13 38.5% Game: 8-24 33.3%
FT % 1st Half: 3-4 75.0% 2nd half: 4-6 66.7% Game: 7-10 70.0%

Deadball
Rebounds
1

New Mexico 64 • 5-2

#	Player		Total		3-Ptr	Rebounds			PF	TP	A	TO	Blk	Stl	Min
			FG-FTA	FG-FGA	FT-FTA	Off	Def	Tot							
14	KUIPER, Dane	f	0-4	0-2	4-4	2	0	2	0	4	2	1	0	1	16
32	WILLIAMS, Tim	f	3-4	0-0	2-3	0	0	0	2	8	1	2	0	1	16
11	AGET, Obij	c	4-6	0-0	4-5	2	3	5	1	12	0	0	0	0	18
03	HUNTER, Jordan	g	0-2	0-0	0-0	0	2	2	1	0	1	1	0	0	22
04	BROWN, Elijah	g	5-12	2-4	1-3	0	9	9	1	13	2	0	0	2	32
01	UGUAQ, Aher		0-1	0-1	0-0	0	0	0	0	0	1	0	0	0	10
05	HARRIS, Jalen		1-2	0-1	0-0	0	0	0	0	2	2	0	0	0	18
21	ADAMS, Xavier		3-4	0-0	4-6	2	3	5	1	10	0	2	0	0	20
23	FURSTINGER, Joe		2-2	0-0	0-0	0	4	4	0	4	0	4	1	0	13
24	JEFFERSON, Damien		1-5	0-2	1-2	0	2	2	1	3	2	1	0	0	18
31	MATHIS, Anthony		0-1	0-1	0-0	0	0	0	0	0	0	0	0	0	3
55	MACDOUGALL, Connor		3-5	0-0	2-2	0	1	1	2	8	1	1	0	0	14
	Team					0	3	3							
Totals			22-48	2-11	18-25	9	24	33	9	64	16	8	1	4	200

2016-17 Box Scores

Official Basketball Box Score -- Game Totals -- Final Statistics UTEP vs New Mexico 12/07/16 7 p.m. MT at WisePies Arena - The Pit

UTEP 77 • 2-5

#	Player		Total		3-Ptr		Rebounds			PF	TP	A				Min
			FG-FA	FG-FA	FT-FTA	Off	Def	Tot	To			Blk	Stl			
11	FLAGGERT, Jake	f	0-2	0-1	0-0	0	1	1	5	0	3	1	0	1	22	
22	THOMAS, Paul	f	3-4	0-0	0-0	1	0	1	4	6	1	1	0	0	13	
41	WILLMS, Matt	c	0-3	0-0	1-2	2	2	4	3	1	2	3	0	2	31	
02	HARRIS, Omega		7-16	4-10	4-4	0	3	3	22	1	0	2	2	38		
15	ARTIS, Dominic	g	5-13	3-5	0-1	1	3	4	3	13	12	3	0	5	38	
05	BARNES, Chris		0-0	0-0	0-0	0	0	0	0	0	0	0	0	0	1	
13	VENEGAS, Ivan		1-1	0-0	0-0	1	0	1	0	2	0	0	0	0	3	
21	TOUCHET, Trey		1-6	1-5	1-2	0	2	2	0	4	2	0	0	1	15	
23	BARRETT, Deon		8-9	7-8	2-2	1	1	2	1	25	3	0	0	0	19	
54	JONES, Kelvin		2-4	0-0	0-3	1	5	6	5	4	0	2	2	0	20	
	Team					1	1	2			1					
	Totals		27-58	15-29	8-14	8	18	26	24	77	22	13	6	9	200	

FG % 1st Half: 14-33 42.4% 2nd half: 13-25 52.0% Game: 27-58 46.6%
3FG % 1st Half: 6-14 42.9% 2nd half: 9-15 60.0% Game: 15-29 51.7%
FT % 1st Half: 5-9 55.6% 2nd half: 3-5 60.0% Game: 8-14 57.1%

Deadball
Rebounds
2,1

New Mexico 78 • 6-3

#	Player	Total		3-Ptr		Rebounds			PF	TP	A TO Blk Stl				Min
		FG-FGA	FG-FGA	FT-FTA	Off Def Tot	PF	TP	A TO Blk Stl							
20	LOGWOOD, Sam	f	4-7	1-2	2-4	1	1	2	0	11	6	1	0	0	27
23	FURSTINGER, Joe	f	2-4	0-0	2-2	0	3	3	3	6	0	2	1	1	25
11	AGET, Obij	c	4-5	0-0	1-2	1	3	4	0	9	0	0	1	1	24
03	HUNTER, Jordan	g	4-6	2-3	0-0	0	4	4	2	10	6	3	0	0	33
04	BROWN, Elijah	g	8-13	3-7	6-11	0	6	6	0	25	0	3	0	2	35
05	HARRIS, Jalen		0-0	0-0	0-0	1	1	2	0	1	2	0	0	0	7
14	KUIPER, Dane		1-1	1-1	1-2	0	3	3	1	4	0	1	0	1	6
21	ADAMS, Xavier		0-3	0-1	4-4	1	1	2	2	4	0	0	0	1	15
24	JEFFERSON, Damien		0-2	0-0	0-0	0	0	0	1	0	2	0	0	0	8
31	MATHIS, Anthony		0-0	0-0	0-0	0	1	1	0	0	0	0	0	0	4
55	MACDOUGALL, Connor		2-3	0-0	5-7	1	3	4	3	9	0	0	1	0	16
	Team					1	0	1			1				
	Totals		25-44	7-14	21-32	5	26	31	14	78	13	15	3	6	200

FG % 1st Half: 15-27 55.6% 2nd half: 10-17 58.8% Game: 25-44 56.8%
3FG % 1st Half: 6-11 54.5% 2nd half: 3-13 33.3% Game: 7-14 50.0%
FT % 1st Half: 11-14 78.6% 2nd half: 10-18 55.6% Game: 21-32 65.6%

Deadball
Rebounds
6,1

Officials: John Higgins, Chris Rastatter, Gerry Pollard
Technical fouls: UTEP-None, New Mexico-None.
Attendance: 11838

Score by periods	1st	2nd	Total
UTEP	39	38	77
New Mexico	47	31	78

Points	In	Off	2nd	Fast	Bench
UTEP	16	20	13	14	35
New Mexico	24	14	7	8	17

Last FG - UTEP 2nd-00:30, NM 2nd-00:05.
Largest lead - UTEP by 4 2nd-05:19, NM by 21 1st-12:07.
UTEP led for 04:51, NM led for 31:02. Game was tied for 04:07.

Score tied - 4 times.
Lead changed - 6 times.

Official Basketball Box Score -- Game Totals -- Final Statistics New Mexico vs New Mexico State 12/10/16 7:30 p.m. at Pan American Center

New Mexico 71 • 6-4, 0-0 MWC

#	Player	Total		3-Ptr		Rebounds			PF	TP	A TO Blk Stl				Min
		FG-FGA	FG-FGA	FT-FTA	Off Def Tot	PF	TP	A TO Blk Stl							
20	LOGWOOD, Sam	f	0-2	0-0	0-0	1	1	2	1	0	0	2	0	0	11
32	WILLIAMS, Tim	f	6-9	0-0	3-5	4	4	8	3	15	0	3	0	1	33
11	AGET, Obij	c	1-2	0-0	1-2	1	4	5	3	3	0	0	1	0	18
03	HUNTER, Jordan	g	1-3	0-1	0-0	1	1	2	1	2	0	0	0	0	12
04	BROWN, Elijah	g	5-14	1-9	7-9	0	2	2	3	18	3	3	0	2	30
05	HARRIS, Jalen		2-6	0-1	1-3	0	1	1	3	5	3	2	0	1	29
14	KUIPER, Dane		6-9	3-5	0-0	1	2	3	4	15	2	2	0	2	23
21	ADAMS, Xavier		1-3	0-0	0-0	0	1	1	1	2	0	0	0	0	10
23	FURSTINGER, Joe		0-1	0-0	0-0	1	0	1	5	0	1	0	0	0	7
24	JEFFERSON, Damien		3-5	0-1	3-4	0	1	1	1	9	0	0	0	0	15
55	MACDOUGALL, Connor		1-4	0-0	0-0	0	0	0	2	2	0	1	1	0	12
	Team					1	2	3							
	Totals		26-58	4-17	15-23	10	19	29	27	71	8	14	2	6	200

FG % 1st Half: 10-25 40.0% 2nd half: 16-33 48.5% Game: 26-58 44.8%
3FG % 1st Half: 1-6 16.7% 2nd half: 3-11 27.3% Game: 4-17 23.5%
FT % 1st Half: 5-7 71.4% 2nd half: 10-16 62.5% Game: 15-23 65.2%

Deadball
Rebounds
2

New Mexico State 84 • 8-2, 0-0 WAC

#	Player	Total		3-Ptr		Rebounds			PF	TP	A TO Blk Stl				Min
		FG-FGA	FG-FGA	FT-FTA	Off Def Tot	PF	TP	A TO Blk Stl							
11	Wilkins, Johnathon	f	2-3	0-0	0-0	2	0	2	3	4	0	2	1	0	17
22	Chuha, Eli	f	5-10	0-0	2-4	5	9	14	2	12	2	1	1	1	30
01	Haley, Jermaine	g	1-2	1-1	1-2	1	3	4	2	4	2	1	0	0	30
02	Huggins, Braxton	g	4-10	4-8	2-4	0	4	4	5	14	2	3	0	0	20
04	Baker, Ian	g	8-16	4-10	6-7	0	3	3	1	26	3	2	0	4	34
10	Jones, Jemarrio		4-6	1-1	6-10	3	7	10	3	15	3	3	2	1	31
15	Garza, Joe		1-3	0-1	4-4	0	1	1	2	6	0	2	0	0	22
24	Taylor, Matt		1-1	1-1	0-0	0	0	0	5	3	1	4	0	1	15
35	Pennie, Jalyn		0-0	0-0	0-0	0	0	0	0	0	0	0	0	0	1
	Team					0	1	1							
	Totals		26-51	11-22	21-31	11	28	39	23	84	13	18	4	7	200

FG % 1st Half: 17-29 58.6% 2nd half: 9-22 40.9% Game: 26-51 51.0%
3FG % 1st Half: 6-12 50.0% 2nd half: 5-10 50.0% Game: 11-22 50.0%
FT % 1st Half: 3-4 75.0% 2nd half: 18-27 66.7% Game: 21-31 67.7%

Officials: Mike Reed, Larry Spaulding, Shawn Lehigh
Technical fouls: New Mexico-JEFFERSON, Damien, New Mexico State-Jones, Jemarrio.
Attendance: 6298

Score by periods	1st	2nd	Total
New Mexico	26	45	71
New Mexico State	43	41	84

Points	In	Off	2nd	Fast	Bench
New Mexico	38	20	10	6	33
New Mexico State	26	24	9	2	24

Last FG - NM 2nd-00:33, NMSU 2nd-01:11.
Largest lead - NM None, NMSU by 17 1st-01:18.
NM led for 00:00, NMSU led for 38:28. Game was tied for 01:32.

Score tied - 1 time.
Lead changed - 0 times.

Official Basketball Box Score -- Game Totals -- Final Statistics Arkansas-Pine Bluff vs New Mexico 12/17/16 6:05 p.m. at WisePies Arena - The Pit/Bob King Court

Arkansas-Pine Bluff 43 • 1-11

#	Player	Total		3-Ptr		Rebounds			PF	TP	A TO Blk Stl				Min
		FG-FGA	FG-FGA	FT-FTA	Off Def Tot	PF	TP	A TO Blk Stl							
15	Trent Steen	f	5-9	0-0	1-1	0	0	0	5	11	0	3	1	3	20
30	Deshon Bayless	f	0-6	0-2	0-0	0	2	2	3	0	0	0	0	3	15
52	David Tillman	c	0-1	0-0	0-0	0	0	0	2	0	0	1	1	0	9
10	Jaquan Lynch	g	3-10	2-4	1-1	0	0	0	3	9	2	2	0	2	32
04	Ghiavonni Robinson	g	4-14	3-9	1-1	1	3	4	1	12	0	2	0	1	29
41	Charles Jackson		0-1	0-1	0-0	0	0	0	2	0	0	0	0	0	5
03	Kennedy McKinney		0-2	0-0	0-0	0	6	0	1	0	2	3	0	1	17
12	Marquis Cunningham		0-2	0-0	0-0	1	0	1	2	0	2	1	1	0	11
13	JoeRandle Toliver		1-4	1-3	0-0	0	2	2	2	3	2	6	0	4	22
21	Artavious McDyess		0-0	0-0	0-0	1	0	1	1	0	0	2	1	1	14
22	Khalid Campbell		0-0	0-0	0-0	0	0	0	0	0	0	0	0	0	4
35	Travon Harper		2-8	0-2	4-7	1	3	4	4	8	0	1	0	2	22
	Team					4	3	7			1				
	Totals		15-57	6-21	7-10	8	13	21	26	43	8	22	4	17	200

FG % 1st Half: 3-24 12.5% 2nd half: 12-33 36.4% Game: 15-57 26.3%
3FG % 1st Half: 1-9 11.1% 2nd half: 5-12 41.7% Game: 6-21 28.6%
FT % 1st Half: 4-5 80.0% 2nd half: 3-5 60.0% Game: 7-10 70.0%

Deadball
Rebounds
1

New Mexico 83 • 7-4

#	Player		Total		3-Ptr		Rebounds			PF	TP	A TO Blk Stl				Min
			FG-FGA	FG-FGA	FT-FTA	Off	Def	Tot	A			TO	Blk	Stl		
23	FURSTINGER, Joe	f	0-2	0-0	5-6	1	3	4	2	5	1	1	4	1	20	
32	WILLIAMS, Tim	f	7-10	0-0	5-5	0	4	4	4	19	1	1	0	0	20	
01	UGUAK, Aher	g	0-2	0-1	5-6	1	2	3	0	5	2	5	0	1	17	
05	HARRIS, Jalen	g	1-4	0-1	0-0	0	2	2	2	2	4	0	0	2	25	
14	KUIPER, Dane	g	5-9	3-6	1-1	1	3	4	1	14	3	3	1	2	25	
03	HUNTER, Jordan		2-2	2-2	2-2	0	2	2	1	8	0	2	0	2	13	
04	BROWN, Elijah		1-4	1-3	4-4	0	2	2	0	7	3	2	0	1	16	
11	AGET, Obi		2-3	0-0	0-0	0	1	1	0	4	1	0	2	0	9	
20	LOGWOOD, Sam		0-4	0-2	3-4	3	3	6	1	5	2	2	0	4	19	
21	ADAMS, Xavi		1-2	0-0	2-2	1	4	5	1	5	1	1	0	1	18	
30	CUMBER, Adam		0-0	0-0	0-0	0	0	0	0	0	0	0	0	2	2	
31	MATHIS, Anthony		0-2	0-0	0-0	0	2	2	0	0	0	1	0	0	4	
55	MACDOUGALL, Connor		0-1	0-0	10-10	4	2	6	1	10	0	3	0	0	14	
	Team					1	1	2				1				
	Totals		20-45	6-17	37-40	12	32	44	13	83	18	22	8	16	200	

2016-17 Box Scores

Official Basketball Box Score -- Game Totals -- Final Statistics

UNLV vs New Mexico

01/10/17 7 p.m. MT at WisePies Arena - The Pit

New Mexico 71 • 9-9, 2-3 MW

#	Player	Total		3-Ptr		Rebounds			PF	TP	A TO Blk Stl				Min
		FG-FGA	FG-FGA	FT-FTA	Off Def Tot										
11	DEMBELE, Cheickna	f	4-8	0-0	0-3	3	1	4	3	8	0	2	3	0	28
20	JONES, Christian	f	3-6	0-0	3-3	2	6	8	2	9	1	4	0	0	31
02	OFOGBU, Uche	g	4-8	3-4	3-4	1	7	8	2	14	2	2	0	4	35
05	POYSER, Jalen	g	2-13	2-7	4-4	1	2	3	1	10	5	1	0	0	36
30	MOORING, Jovan	g	6-12	3-6	4-5	1	3	4	2	19	6	1	0	5	36
03	CLYBURN, Kris		0-0	0-0	0-0	0	2	2	1	0	0	0	0	0	6
01	GREEN, Tyrell		3-8	1-3	0-0	0	2	2	3	7	0	1	0	1	19
10	MORGAN, Zion		1-3	0-1	1-1	0	0	0	0	3	1	0	0	0	7
31	BAXTER JR, Troy		0-2	0-0	1-2	0	0	0	0	1	0	0	0	0	2
Team						4	0	4							
Totals			23-60	9-21	16-22	12	23	35	14	71	15	11	3	10	200

FG % 1st Half: 11-35

34.4%

2nd half: 12-25

48.0%

Game: 23-60

38.3%

3FG % 1st Half: 4-11

36.4%

2nd half: 5-10

50.0%

Game: 9-21

42.9%

FT % 1st Half: 5-7

71.4%

2nd half: 11-15

73.3%

Game: 16-22

72.7%

Deadball Rebounds 2

New Mexico 66 • 9-8, 2-3 MW

#	Player	Total		3-Ptr		Rebounds			PF	TP	A TO Blk Stl				Min
		FG-FGA	FG-FGA	FT-FTA	Off Def Tot										
14	KUIPER, Dane	f	6-10	3-5	2-2	0	4	4	1	17	3	3	0	1	37
32	WILLIAMS, Tim	f	5-8	0-0	1-2	0	7	7	2	11	1	2	0	0	39
11	AGET, Obij	c	1-1	0-0	2-3	0	1	1	3	4	0	0	7	0	20
04	BROWN, Elijah	g	4-13	0-5	5-5	1	5	6	4	13	3	2	0	1	37
05	HARRIS, Jalen	g	4-4	1-1	2-2	0	3	3	4	11	4	5	0	0	25
03	HUNTER, Jordan		0-1	0-0	0-0	0	0	0	1	0	0	0	0	0	2
20	LOGWOOD, Sam		0-2	0-1	0-0	0	1	1	2	0	0	0	0	0	5
23	FURSTINGER, Joe		2-4	0-0	2-3	2	1	3	1	6	0	1	1	0	20
24	JEFFERSON, Damien		1-3	0-1	0-0	0	1	1	0	2	0	0	0	1	4
31	MATHIS, Anthony		1-4	0-2	0-0	0	2	2	3	2	3	0	0	2	11
Team						1	3	4							
Totals			24-50	4-15	14-17	4	28	32	21	66	14	13	8	5	200

FG % 1st Half: 15-27

55.6%

2nd half: 9-23

39.1%

Game: 24-50

48.0%

3FG % 1st Half: 3-8

37.5%

2nd half: 1-7

14.3%

Game: 4-15

26.7%

FT % 1st Half: 4-5

80.0%

2nd half: 10-12

83.3%

Game: 14-17

82.4%

Deadball Rebounds 2,1

Officials: David Hall, Verne Harris, Eric Curry

Technical fouls: UNLV-None. New Mexico-None.

Attendance: 11379

Score by periods	1st	2nd	Total
UNLV	31	40	71
New Mexico	37	29	66

Points

LV

NM

In Paint

22

24

Off T/O

20

14

2nd Chance

10

2

Fast Break

6

10

Bench

11

10

Last FG - LV 2nd-01:33, NM 2nd-01:19.

Largest lead - LV by 7 2nd-12:31, NM by 11 1st-09:32.

LV led for 10:24, NM led for 26:17, Game was tied for 03:19.

Score tied - 4 times.

Lead changed - 5 times.

Official Basketball Box Score -- Game Totals -- Final Statistics

New Mexico vs Colorado State

1/14/17 12:06 pm at Fort Collins, Colo. (Moby Arena)

New Mexico 84 • 10-8, 3-3 MW

#	Player	Total		3-Ptr		Rebounds			PF	TP	A TO Blk Stl				Min
		FG-FGA	FG-FGA	FT-FTA	Off Def Tot										
14	KUIPER, Dane	f	4-4	0-0	2-2	1	1	2	5	10	2	1	1	0	25
32	WILLIAMS, Tim	f	7-13	0-0	1-3	2	7	9	3	15	1	4	1	1	34
11	AGET, Obij	c	4-4	0-0	0-0	1	2	3	3	8	2	1	0	0	17
04	BROWN, Elijah	g	6-12	4-6	9-11	0	9	9	4	25	7	4	1	1	30
05	HARRIS, Jalen	g	0-3	0-1	0-0	0	0	0	2	0	1	2	1	0	21
01	UGUAK, Aher		0-0	0-0	0-2	1	1	2	0	0	1	0	0	0	5
03	HUNTER, Jordan		2-5	1-1	0-0	0	2	2	4	5	2	2	0	0	21
20	LOGWOOD, Sam		1-3	0-0	2-4	0	1	1	3	4	0	1	0	0	13
23	FURSTINGER, Joe		3-6	0-0	1-1	3	2	5	3	7	1	1	2	0	21
24	JEFFERSON, Damien		3-4	1-1	3-4	0	1	1	2	10	0	0	0	0	13
Team						1	4	5							
Totals			30-54	6-9	18-27	9	30	39	30	84	17	17	6	2	200

FG % 1st Half: 16-31

51.6%

2nd half: 14-23

60.9%

Game: 30-54

55.6%

3FG % 1st Half: 5-7

71.4%

2nd half: 1-2

50.0%

Game: 6-9

66.7%

FT % 1st Half: 7-12

58.3%

2nd half: 11-15

73.3%

Game: 18-27

66.7%

Deadball Rebounds 6

Officials: Larry Spaulding, Mike Reed, Randy Heimerman

Technical fouls: New Mexico-HUNTER, Jordan; TEAM. Colorado State-PAIGE,J.D.;

NIXON,Prentiss.

Attendance: 3418

Score by periods	1st	2nd	Total
New Mexico	44	40	84
Colorado State	34	37	71

Points

NM

CSU

In Paint

32

16

Off T/O

13

7

2nd Chance

17

10

Fast Break

10

26

Bench

13

8

Last FG - NM 2nd-03:13, CSU 2nd-01:23.

Largest lead - NM by 21 2nd-09:54, CSU by 2 1st-16:55.

NM led for 36:42, CSU led for 01:56, Game was tied for 01:22.

Score tied - 3 times.

Lead changed - 10 times.

Official Basketball Box Score -- Game Totals -- Final Statistics

New Mexico vs Boise State

01/17/17 9 pm at Boise, Idaho (Taco Bell Arena)

New Mexico 81 • 11-8 (4-3 MW)

#	Player	Total		3-Ptr		Rebounds			PF	TP	A TO Blk Stl				Min
		FG-FGA	FG-FGA	FT-FTA	Off Def Tot										
14	KUIPER, Dane	f	2-3	1-2	0-0	0	0	0	5	5	1	0	0	1	25
32	WILLIAMS, Tim	f	8-16	1-1	2-2	1	2	3	1	19	1	3	0	3	38
11	AGET, Obij	c	1-4	0-0	2-2	2	2	4	3	4	0	0	0	1	22
04	BROWN, Elijah	g	4-13	2-6	6-7	0	7	7	2	16	4	4	0	1	33
05	HARRIS, Jalen	g	2-3	0-0	2-2	0	2	2	0	6	1	0	0	1	23
03	HUNTER, Jordan		2-5	1-2	6-6	1	1	2	2	11	2	1	0	1	20
20	LOGWOOD, Sam		6-7	1-1	3-3	1	3	4	2	16	0	1	0	1	22
23	FURSTINGER, Joe		0-1	0-0	0-0	0	2	2	2	0	0	0	0	0	9
24	JEFFERSON, Damien		2-2	0-0	0-0	0	2	2	3	4	1	2	0	0	8
Team						1	1	2							
Totals			27-54	6-12	21-22	6	22	28	20	81	10	12	0	9	200

FG % 1st Half: 19-29

65.5%

2nd half: 8-25

32.0%

Game: 27-54

50.0%

3FG % 1st Half: 5-7

71.4%

2nd half: 1-5

20.0%

Game: 6-12

50.0%

FT % 1st Half: 6-7

85.7%

2nd half: 15-15

100.0

Game: 21-22

95.5%

Deadball Rebounds 1,1

Officials: Randy McCall, Dick Cartmell, Bob Staffen

Technical fouls: New Mexico-None. Boise State-None.

Attendance: 3752

Score by periods	1st	2nd	Total
New Mexico	49	32	81
Boise State	31	39	70

Points

NM

BSU

In Paint

28

32

Off T/O

19

11

2nd Chance

5

13

Fast Break

6

7

Bench

31

26

Last FG - NM 2nd-02:24, BSU 2nd-00:58.

Largest lead - NM by 20 1st-00:15, BSU None.

NM led for 39:42, BSU led for 00:00, Game was tied for 00:18.

Score tied - 0 times.

Lead changed - 0 times.

Official Basketball Box Score -- Game Totals -- Final Statistics

Wyoming vs New Mexico

01/21/17 6 p.m. MT at WisePies Arena - The Pit

Wyoming 71 • 13-7, 3-4 MW

#	Player	Total		3-Ptr		Rebounds			PF	TP	A TO Blk Stl				Min
		FG-FGA	FG-FGA	FT-FTA	Off Def Tot										
05	Hernndon, Alan	f	4-9	2-7	0-1	0	8	8	3	10	1	1	3	0	34
33	NAUGHTON, Jordan	f	2-5	0-0	0-0	2	1	3	2	4	0	2	0	0	19
03	AKA GORSKI,Alexander	g	4-12	4-10	0-0	1	3	4	2	12	2	1	0	1	32
11	LIEBERMAN, Jeremy	g	2-3	2-2	0-0	0	2	2	2	6	4	0	0	0	23
23	MCNAMANEN, Jason	g	0-5	0-3	0-1	0	2	2	2	0	5	0	0	0	27
01	JAMES, Justin		6-9	0-0	2-4	0	2	2	3	14	2	3	1	0	18
10	KELLEY, Cody		1-1	1-1	0-0	0	1	1	1	3	2	1	0	1	9
20	DALTON, Hayden		5-14	2-6	5-5	4	9	13	4	17	0	4	2	0	27
24	ADAMS, Louis		2-3	0-0	1-2	0	1	1	0	5	1	1	0	0	11
Team						0	3	3							
Totals			26-61	11-29	8-13	7	32	39	19	71	17	13	6	2	200

FG % 1st Half: 13-31

41.9%

2nd half: 13-30

43.3%

Game: 26-61

42.6%

3FG % 1st Half: 7-13

53.8%

2nd half: 4-16

25.0%

Game: 11-29

37.9%

FT % 1st Half: 5-7

71.4%

2nd half: 3-6

50.0%

Game: 8-13

61.5%

Deadball Rebounds 2,1

Officials: Michael Greenstein, Brent Meaux, Jon Stigliano

Technical fouls: Wyoming-None. New Mexico-None.

Attendance: 12501

Score by periods	1st	2nd	Total
Wyoming	38	33	71
New Mexico	38	40	78

Points

WY

NM

In Paint

24

34

Off T/O

1

13

2nd Chance

11

4

Fast Break

16

17

Bench

39

14

Last FG - WY 2nd-00:12, NM 2nd-04:19.

Largest lead - WY by 4 1st-16:33, NM by 9 2nd-04:19.

WY led for 04:08, NM led for 32:53, Game was tied for 02:57.

Score tied - 4 times.

Lead changed - 1 time.

2016-17 Box Scores

Official Basketball Box Score -- Game Totals -- Final Statistics

Utah State vs New Mexico
01/24/17 9 p.m. MT at WisePies Arena - The Pit

Utah State 61 • 8-11, 2-6 MW

#	Player		Total			3-Ptr		Rebounds			PF	TP	A			Stl	Min
			FG	FGA	FG%	FG	FGA	FT	FTA	Off			Def	Tot	To		
11	DARGENTON, Alexis	f	3-9	0-2	1-2			0	2	2	4	7	1	0	4	0	34
15	JANICEK, Norbert	f	1-2	0-0	0-0			1	2	3	4	2	0	3	0	0	18
01	MCWEEN, Koby	g	4-7	2-3	7-9			0	7	7	2	17	2	2	0	0	32
03	MERRILL, Sam		2-7	1-4	0-0			1	0	1	1	5	3	2	0	2	28
14	MOORE, Jalen	g	6-12	1-3	1-2			1	6	7	2	14	2	2	0	0	38
00	RECTOR, Shane		3-4	2-3	0-0			1	0	1	3	8	1	2	0	0	16
05	PEARRE, Julien		1-3	0-2	0-1			0	0	0	1	2	0	0	0	0	13
10	TAYLOR, Quinn		3-7	0-0	0-3			3	1	4	2	6	0	1	0	0	18
24	BRITO, Diogo		0-0	0-0	0-0			0	0	0	0	0	0	0	0	0	3
	Team							1	2	3							
Totals			23-51	6-17	9-17			8	20	28	19	61	9	12	4	4	200

FG % 1st Half: 12-26 46.2%	2nd half: 11-25 44.0%	Game: 23-51 45.1%	Deadball Rebounds 2
3FG % 1st Half: 1-7 14.3%	2nd half: 5-10 50.0%	Game: 6-17 35.3%	
FT % 1st Half: 4-7 57.1%	2nd half: 5-10 50.0%	Game: 9-17 52.9%	

New Mexico 74 • 13-8, 6-3 MW

#	Player		Total		3-Ptr		Rebounds			PF	TP	A	To	Blk	Stl	Min
			FG-FGA	FG-FGA	FT-FTA	Off	Def	Tot								
14	KUIPER, Dane	f	4-9	0-3	0-0	0	4	4	2	8	2	1	0	0	0	35
32	WILLIAMS, Tim	f	6-11	0-0	1-1	1	4	5	4	13	2	0	0	0	0	30
11	AGET, Obi	c	0-2	0-0	0-0	1	0	1	3	0	0	1	2	0	1	13
04	BROWN, Elijah	c	8-13	2-5	6-6	1	7	8	2	24	3	5	0	1	1	34
05	HARRIS, Jalen	g	3-3	1-1	0-0	0	1	1	1	7	3	2	0	1	1	21
03	HUNTER, Jordan		1-5	0-3	4-4	0	1	1	1	6	5	0	0	2	21	
20	LOGWOOD, Sam		0-2	0-0	0-0	0	1	1	1	0	0	0	0	0	0	5
23	FURSTINGER, Joe		0-2	0-0	0-0	1	4	5	0	0	2	0	1	0	0	21
24	JEFFERSON, Damien		3-3	0-0	0-0	0	2	2	2	6	0	1	0	0	0	10
55	MACDOUGALL, Connor		2-4	0-0	6-6	1	1	2	3	10	0	0	2	0	0	10
	Team					2	1	3								
Totals			27-54	3-12	17-17	7	26	33	19	74	17	10	5	4		200

FG % 1st Half: 14-30	46.7%	2nd half: 13-24	54.2%	Game: 27-54	50.0%	Deadball Rebounds 0
3FG % 1st Half: 1-6	16.7%	2nd half: 2-6	33.3%	Game: 3-12	25.0%	
FT % 1st Half: 3-3	100.0	2nd half: 14-14	100.0	Game: 17-17	100.0	

Officials: David Hall, Verne Harris, Mike Reed
Technical fouls: Utah State-None. New Mexico-None.
Attendance: 10698

Score by periods	1st	2nd	Total
Utah State	29	32	61
New Mexico	32	42	74

	In Paint	Off T/O	2nd Chance	Fast Break	Bench
Points					
US	30	9	6	4	16
NM	24	18	9	2	22

Last FG - US 2nd-01:36, NM 2nd-03:30.
Largest lead - US by 2 1st-13:03, NM by 15 2nd-03:30.
US led for 04:17. NM led for 31:30. Game was tied for 04:13.

Score tied - 8 times.
Lead changed - 8 times.