

# THE UNIVERSITY OF NEW MEXICO LOBOS

Men's Basketball Game Notes

@UNMHoops

www.GoLobos.com

#GoLobos

## 2016-17 Schedule

Date	Opponent	TV	Time/Score
11-2	Western N.M. (Ex.)	TBA	W, 113-57
11-4	Eastern N.M. (Ex.)	TBA	W, 88-66

11-11	Idaho State	ROOT	W, 81-70
11-14	Houston Baptist	ROOT	W, 95-79
11-18	New Mexico State	ESPN3	W, 72-59

### Wooden Legacy Classic

11-24	Virginia Tech	ESPN	L, 92-72
11-25	CSUN	ESPNU	W, 105-89
11-27	Dayton	ESPNU	L, 64-57

11-30	Abilene Christian	ROOT	W, 64-55
12-3	at Illinois State	ESPN3	L, 79-74
12-7	UTEP	ROOT	W, 78-77
12-10	at New Mexico State	ESPN3	L, 84-71
12-17	Arkansas-Pine Bluff	ROOT	W, 83-43
12-20	at Arizona	PAC-12	L, 77-46

12-28	Fresno State*	ESPN3	W, 78-73
1-1	at San Diego State*	CBSSN	W, 68-62
1-4	at Utah State*	ESPNU	L, 79-75
1-7	Nevada*	ESPN2	L, 105-104
1-10	UNLV*	ESPN3	L, 71-66
1-14	at Colorado State*	ROOT	W, 84-71
1-17	at Boise State*	ESPNU	W, 81-70
1-21	Wyoming*	CBSSN	W, 78-71
1-24	Utah State*	ESPNU	W, 74-61
1-28	at Nevada*	CBSSN	L, 82-65
2-1	at UNLV*	CBSSN	W, 80-77
2-4	San Jose State*	ROOT	L, 78-68
2-8	at Air Force*	ROOT	W, 74-67
2-14	Boise State*	CBSSN	W, 78-73
2-18	at Fresno State*	CBSSN	L, 71-61
2-21	Colorado State*	CBSSN	L, 68-56
2-25	at Wyoming*	ESPN3	4 p.m.
3-4	San Diego State*	CBSSN	8 p.m.

### Mountain West Tournament

(Thomas & Mack Center - Las Vegas, Nev.)

3-8	Opening Round	MWN	TBA
3-9	Quarterfinals	CBSSN	TBA
3-10	Semifinals	CBSSN	TBA
3-11	Championship	CBS	TBA

**BOLD** Denotes Home Games

\*Denotes Mountain West Game

All times listed are Mountain Times

Game times are subject to change



## New Mexico

### Lobos

Record: 16-12 (9-7 MW)  
Conference: Mountain West  
Head Coach: Craig Neal (4th Season)  
Record at UNM: 75-50  
Career Record: Same



## Wyoming

### Cowboys

Record: 16-12 (6-9 MW)  
Conference: Mountain West  
Head Coach: Allen Edwards  
Record at WYO: 16-12 (1st Season)  
Career Record: Same

## Media Information

Tip-Off: 4:02 p.m. MT

TV: ESPN3

Trey Bender (Play-by-Play)

Blaine Fowler (Analyst)

ESPN3.com

Radio: 770 AM KKOB

Robert Portnoy (Play-By-Play)

Hunter Greene (Analyst)

Stats: Live stats available through  
Lobos.Statbroadcast.com

## ABOUT THE MATCH-UP

- The Lobos and the Cowboys will meet for the 135th time in program history on Saturday afternoon. Tip-off is set for 4:02 p.m. and will air on ESPN3.
- The series with Wyoming is the third longest in program history. The Lobos are 68-66 against the Cowboys but have had the most success in the past 10 years with Craig Neal on the sidelines. The Lobos are 17-5 in the last 22 games.
- The Lobos had an eight-game win streak against the Cowboys from Feb. 9, 2011 to Feb. 5, 2014. As head coach, Craig Neal is 4-2 against Wyoming. Four out of the last six games have been decided in overtime with New Mexico coming out on top in three of those.
- Last season, the Lobos only faced Wyoming once due to how the schedule was for 2015-16. Wyoming nipped New Mexico 70-68 on Jan. 16 in Albuquerque. Against Wyoming in Laramie, the Lobos are 23-40. In the last meeting, the Lobos took down the Cowboys, 78-71 inside The Pit. The last win for the Lobos in Laramie was on Jan. 8, 2014, winning in OT, 72-69.
- New Mexico comes into the match-up with a 9-7 conference record and 16-12 overall. Since the last meeting with Wyoming, the Lobos have gone 5-4 which includes the win over the Cowboys. The Lobos are coming off a 68-56 loss to first-place Colorado State.
- Elijah Brown continues to lead the team, averaging 18.8 ppg this season and 20.9 ppg in conference games. The 20.9 ppg is tied for first in the conference with CSU's Gian Clavell.
- As a team, the Lobos are shooting a league-best 46.7 percent from the field. They also lead the league in free throw percentage and are 34th in the nation at 75.5 percent.
- Wyoming is led by first-year head coach Allen Edwards. The Cowboys come into the game with a 16-12 overall record and 6-9 MW record. They had a bye this week and are coming off a 91-87 loss to Boise State.
- As a team, Wyoming is shooting 42.0 percent from the field and 33.0 percent from the three. They are ninth in the nation in KenPom's tempo at 75.1.
- The Cowboys are led by Justin James, who comes off the bench and averages 15.0 ppg. Hayden Dalton also comes off the bench to average 12.4 ppg. Jason McManamen and Alan Herndon are the only two starters averaging in double digits, 11.9 and 11.0 ppg.

## PROBABLE STARTERS

Pos.	No.	Name	PPG	RPG	APG	MISC.
G	5	Jalen Harris (Fr., 6-2, Wilson, N.C.)	4.9	1.9	2.3	Started last 18
G	4	Elijah Brown (Jr., 6-4, Orange County, Calif.)	18.8	5.3	3.0	82.8% FT
C	11	Obij Aget (Sr., 7-1, Juba, South Sudan)	5.8	3.7	0.4	1.36 Blk/g
G/F	20	Sam Logwood (Jr., 6-7, Indianapolis, Ind.)	7.3	3.3	1.2	45.0% FG
G/F	24	Damien Jefferson (Fr., 6-5, East Chicago, Ind.)	5.6	2.4	1.1	45.6% FG

## OFF THE BENCH

Pos.	No.	Name	PPG	RPG	APG	MISC.
G/F	1	Aher Uguak (Fr., 6-7, Edmonton, Canada)	1.2	0.8	0.4	Made 2 starts
G	3	Jordan Hunter (So., 5-11, Beaumont, Texas)	5.7	2.1	2.5	85.7% FT
G/F	14	Dane Kuiper (So., 6-7, Wasilla, Alaska)	6.3	2.4	1.4	39.0% 3FG
G	21	Xavier Adams (Jr., 6-4, Flower Mound, Texas)	3.9	2.3	0.2	Out For Season (ACL)
F	22	Holt Shelley (Fr., 6-9, Cliff, N.M.)	0.0	0.0	0.0	Cliff HS
F	23	Joe Furstinger (Jr., 6-9, Rancho Santa Margarita, Calif.)	3.6	3.1	0.6	52.8% FG
G	30	Adam Cumber (So., 6-2, Albuquerque, N.M.)	0.0	0.0	0.0	2 games last yr
G	31	Anthony Mathis (So., 6-3, West Linn, Ore.)	1.8	0.9	0.9	25 games last yr
F	32	Tim Williams (Sr., 6-8, Flossmoor, Ill.)	17.9	7.0	1.5	Out w/ Foot Injury
F	55	Connor MacDougall (So., 6-9, Tempe, Ariz.)	3.7	1.9	0.1	82.9% FT

# By the Numbers

## 2016-17 Statistics

Statistic	All Games (MW Rank)	MW Games
Scoring:	74.6 (5th)	74.4 (5th)
Scoring Defense:	73.1 (7th)	73.7 (6th)
Scoring Margin:	+1.5 (7th)	+0.7 (6th)
Field Goal %:	46.7% (1st)	46.7% (1st)
Def. Field Goal %:	43.7% (8th)	43.5% (7th)
3-Point FG %:	33.8% (8th)	36.9% (4th)
Def. 3-Point FG %:	37.1% (10th)	35.1% (8th)
Free Throw %:	75.5% (1st)	75.9% (1st)
Rebounding:	34.1 (10th)	34.4 (10th)
Rebounding Defense:	33.3 (1st)	34.2 (2nd)
Reb. Margin:	+0.8 (7th)	+0.1 (T6th)
Assists:	13.8 (6th)	13.7 (6th)
Turnover Margin:	+0.4 (6th)	-0.6 (9th)
Asst/TO Ratio:	1.0 (T6th)	1.1 (T3rd)
Steals:	6.2 (4th)	5.7 (8th)
Blocks:	3.5 (7th)	3.9 (6th)

## Returning vs. Lost

### Team Totals Returning From Last Year

	Returning	Lost
Minutes:	5,022 (78.1%)	1,303 (20.2%)
Scoring:	1,996 (82.1%)	436 (19.0%)
Rebounding:	928 (79.0%)	140 (12.0%)
Assists:	307 (66.6%)	154 (33.4%)
Steals:	143 (82.2%)	37 (20.5%)
Blocks:	129 (99.2%)	1 (0.7%)
Free Throws:	480 (83.0%)	98 (16.9%)
Three Pointers:	138 (70.4%)	58 (29.5%)

## KenPom.com

### New Mexico in 2016-17 (123)

Category	Offense	Defense	D-I Avg
Adj. Efficiency	107.9 118	104.5 164	105.0
Adj. Tempo	69.4 132	68.6	
Avg. Poss. Length	16.7 103	17.5 223	17.2
<b>Four Factors</b>			
Effective FG%:	51.2 139	51.0 199	50.5
Turnover %:	18.7 169	19.2 140	18.7
Off. Reb. %:	27.3 240	28.4 138	29.4
FTA/FGA:	46.0 3	37.5 218	35.4

### Miscellaneous Components

3P%:	33.8 232	37.1 282	35.1
2P%:	51.3 89	48.0 122	49.3
FT%:	75.5 36	69.4 143	70.2
Block%:	7.9 77	10.2 119	9.2
Steal%:	10.8 335	8.7 167	8.7

### Style Components

3PA/FGA:	26.2 341	39.6 283	36.3
A/FGM:	54.1 139	57.4 292	52.6
Defensive Fingerprint:		Inconclusive	

### Point Distribution (% of total points)

3-Pointers:	19.4 347	34.4 47	30.4
2-Pointers:	55.3 42	45.2 309	49.8
Free Throws:	25.3 5	20.3 151	19.8

### Strength of Schedule

Components:	105.4 130	103.7 99	105.0
Overall:	+1.68 99		0.00
Non-conference:	-0.95 199		0.00

### Personnel

Bench Minutes:	41.4% 13		32.0%
Experience:	1.60 yrs 220		1.70
Minutes Continuity:	64.8% 44		49.5%
Average Height:	77.9" 35		76.8"

# New Mexico Game Notes

## LAST TIME OUT

The Lobos lost their second straight game on Tuesday night to first-place Colorado State, falling 68-56. The Lobos had a hard time getting the offense going. They took the lead just twice on the game, both coming in the first half. In the second half, the Lobos played tough defense, holding the Rams to a little over two and half minutes without a score. That stretch allowed the Lobos to come within two but that would be as close as they would get the rest of the game. The Lobos would come within seven with a minute to go but the Rams sealed the victory, going 5-of-6 from the free throw line.

## BEST SHOOTING TEAM IN THE LEAGUE

Through 16 conference games, the Lobos are the best shooting team among the league. The Lobos are shooting 46.7 percent. On the season, they are also the best shooting team in league play at 46.7.

## LOGWOOD'S LAST SIX GAMES

In the Lobos' last six games, Sam Logwood has really put together some big performances for the Lobos. In those last six games, Logwood has averaged 12.5 points per game. He is shooting 48.3 percent from the field and 44.4 percent from the three. He also averaged 5.7 rebounds per game. Against Fresno State on Feb. 18, he led the Lobos with 14 points on 6-of-15 from the field. His 15 attempts was a career-high.

## THREE-PT DEFENSE

In the last three games, the Lobos have held their opponents to a 29.3 shooting percentage from the three. For the season, the Lobos have given up 8.4 threes per game but have average 6.0 threes in the last three games.

## AGET CLOSING IN ON 500 REBOUNDS

Obij Aget is closing in on 500 rebounds in his career. He is just 10 away from reaching the feat with 490 rebounds. Aget would be the 32nd Lobo in program history to reach at least 500 rebounds in his career.

## BIG O WITH THE BLOCKS

Once again, senior Obij Aget was big with the blocks. In the last three games Aget has averaged 3.7 blocks per game. Aget, who is the tallest student-athlete in the Mountain West, is known for his presence on defense. He is averaging 1.36 blocks per game on the season and 1.7 blocks per game in conference action which ranks sixth in the MW. He had a career-high seven blocks back on Jan. 10. It was the best block performance since the 1999-2000 seasons when two players recorded seven in a game. Luc Longley owns the block record with 10 in a single game. Aget now has over 100 blocks in his career and is seventh on the all-time list with 123. He is four away from passing Rob Loeffel (126 blocks from 1986-89) for sixth on the all-time list. Longley is the all-time leader in blocks with a total of 336. Longley also owns the single season record with 117 (1989-90).

## GETTING TO THE FREE THROW LINE

The Lobos continue to be among the top of the nation in free throws. The Lobos are third this week in the country in KenPom's free throw rate and fifth in Free Throw Point Distribution. New Mexico has a 46.0 free throw rate and receives 25.3 percent of their points from the line. The Lobos are shooting 75.5 percent from the foul line which is first in the Mountain West and is 34th in the nation. Their opponents free throw rate is 37.5 and the average D-I free throw rate is 35.5.

## HUNTER'S PLAY

Sophomore Jordan Hunter suffered an ankle injury on Jan. 1 against San Diego State but is back and healthy in the Lobos' lineup. Since the CSU game, Hunter has averaged 6.9 points per game and is shooting 86.2 percent from the foul line. He has missed just four free throws in 29 attempts.

## OTHER NUMBERS AMONG THE NATION

The Lobos are sixth in the nation in free throws made. The Lobos have made a total of 529 this season. They also rank 14th in free throw attempts with 701. The Lobos are first among the conference in both categories. The most free throws attempted in a season in program history is 896 and the most made in a season is 626. In conference action, the most free throws attempted in a conference season in program history is 476 and the most made is 354. The Lobos' 75.5 percentage from the charity stripe is first in the Mountain West. The current school record for free throw percentage is 75.7 in 1997-98.

## A LOOK AT JEFFERSON

In the last three games, Jefferson has been another scoring option for the Lobos. He

# New Mexico Game Notes

has averaged 9.0 ppg. He shot 72.7 (8-11) from the field last week and was 4-of-7 from the three against Boise State and Fresno State. He averaged 4.5 rebounds per game and picked up 1.5 assists per game. Against Fresno State, Jefferson was one of three double-digits scorers, finishing with 10 points.

## BROWN AT THE LINE

Elijah Brown made 14-of-14 against Fresno State on Dec. 26, which was the third best in program history. He is 29-of-29 in Mountain West openers as he went 15-of-15 against Nevada in last year's MW opener. He continued his streak, making 8-of-8 at SDSU. That streak ended against Utah State on Jan. 4 as he missed his first free throw attempt against the Aggies. He made 26 straight which is his second longest streak. Last season, his longest streak was 31 straight free throws. The program record in 52 consecutive made free throws. Brown ranks 12th in the nation in Free Throw Attempts (198) which is first in the league. He is also ninth in the country in Free Throws Made (164) which is also first among the Mountain West and 10th on the all-time list for most free throws made in a season. He has missed just four free throws in his last 38 attempts. For the first time in his career as a Lobo, he did not shoot a free throw against Colorado State.

## LOBOS' LAST SEVEN WINS

In the last 11 games, the Lobos have come out on top in seven of those. In those seven games, the Lobos have had five players average above seven points per game in Damien Jefferson (7.7), Sam Logwood (7.6), Dane Kuiper (7.5), Jordan Hunter (7.4) and Obij Aget (7.4). As a team, the Lobos have shot 48.6 percent from the field, 40.8 percent from the three and 78.1 percent from the foul line. The Lobos have held their opponents to a 29.4 shooting percentage from the three.

## DANE KUIPER IS BACK

After suffering a broken nose in the Nevada game on Jan. 28, Dane Kuiper has returned. He missed two games due to concussion protocol but came in and was on fire against Air Force last Wednesday, Feb. 8. He finished that game with 12 points, going 4-of-5 from the three. He hit back-to-back threes from the 12:30 mark to the 10:28 mark, giving the Lobos 57-53 lead. In conference play, he is shooting 37.8 percent from the three.

## LOBOS LOVE PINK

Tuesday night's game was the Lobos Love Pink game, bringing awareness to breast cancer. There was a special jersey auction at the game that raised over \$3,400 for the UNM Comprehensive Cancer Center.

## ROAD WARRIORS

The win at Air Force marked the first win on the road against the Falcons since the 2011-12 season. The Lobos are now 5-2 on the road in conference action. The Lobos claimed victories at San Diego State (Jan. 1), Colorado State (Jan. 14), Boise State (Jan. 17), UNLV (Feb. 1) and Air Force (Feb. 8). Craig Neal and the Lobos are the first team in Mountain West history to win on the road at San Diego State, Colorado State and Boise State in the same season.

## INJURY BUG

This season, the Lobos have been hit with the injury bug. Elijah Brown missed one month of preseason practices due to hamstring. Xavier Adams is out for the season due to an ACL tear on Jan. 4 at Utah State. The Lobos have had three concussion protocols, resulting in 30 days. Jordan Hunter missed 10 days (two games: Utah State & Nevada) due to an ankle injury. Tim Williams missed two games (Illinois State & UTEP) due to a concussion. Connor MacDougall missed three games due to concussion and Dane Kuiper was out due to concussion protocol, missing two games but is back in action. Williams is still out indefinitely with a stress reaction in his left foot.

## BROWN EARNS PLAYER OF THE WEEK

Last Monday, Elijah Brown was named Mountain West Player of the Week. He led the Lobos that week, averaging 24.5 points per game, 8.5 rebounds per game and 3.5 assists per game. Against Boise State, he had 16 points, seven rebounds and four assists. Against Wyoming, he finished with 33 points and 10 rebounds, his first double-double of the season.

# Associated Press Poll

(As of 2-20-2017)

Place	School (1st Place Votes)
1	Gonzaga (59)
2	Villanova (5)
3	Kansas (1)
4	Arizona
5	UCLA
6	Oregon
7	Louisville
8	North Carolina
9	Baylor
10	Duke
11	Kentucky
12	West Virginia
13	Florida
14	Purdue
15	Cincinnati
16	Wisconsin
17	SMU
18	Virginia
19	Florida State
20	Saint Mary's (Cal)
21	Notre Dame
22	Butler
23	Creighton
24	Maryland
25	Wichita State

Others receiving votes: VCU 39, Northwestern 25, Iowa State 22, South Carolina 12, Southern California 10, Dayton 9, Middle Tennessee 8, Oklahoma State 7, Minnesota 5, Monmouth 2, Miami (Fla.) 2, Virginia Tech 1, Vermont 1, Michigan 1.

# MW Standings

Place	School	MW	Overall
1st	Nevada	11-4	22-6
1st	Colorado State	11-4	19-9
3rd	Boise State	10-5	7-9
4th	Fresno State	9-7	17-11
4th	New Mexico	9-7	16-12
6th	San Diego State	8-7	16-11
7th	San Jose State	7-8	14-12
8th	Wyoming	6-9	16-12
9th	Utah State	6-10	12-15
10th	Air Force	4-11	11-17
11th	UNLV	3-12	10-18

# MW Preseason POLL

Place	School (1st Place Votes)	Points
1st	San Diego State (23)	293
2nd	Nevada	253
3rd	New Mexico (3)	249
4th	Fresno State (1)	200
5th	Boise State	164
6th	Utah State	153
7th	Colorado State	146
8th	UNLV	120
9th	Air Force	90
10th	Wyoming	73
11th	San Jose State	41



# Head-To-Head History

Date	Winner	Score	Location
3-3-07	Wyoming	76-67	Laramie
1-5-08	New Mexico	99-92 (OT)	Laramie
2-9-08	New Mexico	100-55	Albuquerque
2-3-09	New Mexico	86-57	Albuquerque
3-7-09	New Mexico	74-73	Laramie
3-12-09	Wyoming	75-67	at Las Vegas
1-16-10	New Mexico	70-68	Laramie
2-17-10	New Mexico	83-61	Albuquerque
1-8-11	Wyoming	67-66	Laramie
2-9-11	New Mexico	68-57	Albuquerque
1-14-12	New Mexico	72-62	Laramie
2-11-12	New Mexico	48-38	Albuquerque
1-30-13	New Mexico	63-59	Laramie
3-2-13	New Mexico	53-42	Albuquerque
3-13-13	New Mexico	59-46	at Las Vegas
1-8-14	New Mexico	72-69 (OT)	Laramie
2-5-14	New Mexico	66-61 (OT)	Albuquerque
1-24-15	Wyoming	63-62 (OT)	Laramie
3-7-15	New Mexico	52-49 (OT)	Albuquerque
1-16-16	Wyoming	70-68	Albuquerque
1-21-17	New Mexico	78-71	Albuquerque

Last 20 games of the series listed above.

New Mexico leads Wyoming in the all-time series, 68-66.

# New Mexico Game Notes

## WILLIAMS' CAREER

Tim Williams continues to rank second in the league in field goal percentage and is 30th among the country this week. On the season, he is shooting 55.3 percent. For his career, Williams is shooting 58.4 percent which ranks 25th among active Division I players. He is eighth among active D1 players with a total of 1,914 career points, third with 1,914 points and 840 rebounds and second in career field goals made at 750.

## LOBOS FINISH FALL SEMESTER WITH 3.0 GPA

The University of New Mexico men's basketball team continues to succeed in the classroom as the Lobos finished the 2016 Fall semester with a 3.0 grade point average, the third-best GPA in program history, as released by the athletic department Friday. The high grade mark continues the trend under four-year head coach Craig Neal. The Lobos have posted a GPA of 2.7 or higher all seven semesters in which he has been head coach. It continues the longest streak of its kind in program history. The team has reached a 2.7 or higher in the last 17 of 18 semesters.

## TIM WILLIAMS PASSING 1,500

With a game-high 17 points against Colorado State last season, Tim Williams crossed the 1,500 point milestone for his career. Prior to joining the Lobos, Tim Williams became the first sophomore ever to score 1,000 points in a career at Samford. He has scored a total of 343 points this season, bringing his career total to 1,914. That number ranks eighth among active Division I players. He is 86 points away from reaching 2,000. As a Lobo, he is close to reaching 1,000 points. He currently has a total of 896.

## BROWN REACHES 1,000 POINTS AS A LOBO

Going into the CSU game on Jan. 14, Elijah Brown needed just 16 points to reach 1,000 points in his Lobo career. With his first made three of the second half he accomplished the feat and became the 34th player in Lobo history that has reached 1,000 points in Lobo career. Brown needed just 50 games to reach 1,000 career Lobo points, which goes down as one of the fastest Lobos to reach the feat. He is just the sixth player in Lobo history to reach 1,000 in two seasons. He now has a total of 1,190.

## DANE KUIPER'S CAREER NIGHT

Dane Kuiper put together a career performance against UNLV on Jan. 10. He finished with a career-high 17 points, which led the squad. He was 3-for-5 from the three and 6-for-10 from the field overall. He finished with three assists, four rebounds and a steal in his career-high 37 minutes played.

## #PIT50 GAME

With The Pit being built in 1966, this season marks the 50th anniversary of The Pit. The Lobos celebrated on Nov. 30 by taking on its first-ever opponent in The Pit, Abilene Christian on Wednesday. The Lobos pulled away in the second half to claim a 64-55 victory over the Wildcats, which was the same scoring margin as the first game played (62-53).

## WILLIAMS NAMED NABC ALLSTATE GOOD WORKS NOMINEE

Tim Williams was named an NABC Allstate Good Works nominee last week on Wednesday. This distinguished award shines a spotlight on a select group of student-athletes who have shown dedication to community service and altruism in their communities. The nomination is due to Williams' standout performance as a student-athlete and representative of Lobo Basketball. The 6-foot-8 senior is involved in many activities around the Albuquerque community. He has spent time volunteering with Lobo summer camps, Heart Gallery Stocking Stuffing, visiting the UNM Children's Hospital and handing out candy to children at the Lobo Howl-o-Ween event in The Pit. Williams not only succeeds on the court but in the classroom as well. Last season, he was a big part in the Lobos breaking their fall semester grade point average. The team finished with a 3.30. Williams finished the year with a 3.44 GPA and has a cumulative GPA of 3.42.

## WOODEN LEGACY RECAP

The Lobos went 1-2 at the 2016 Wooden Legacy Classic. The Lobos started off the tournament with a 20-point loss to Virginia Tech, their first loss of the season, falling 92-72. New Mexico rebounded to claim its fourth win of the season against CSUN, 105-89. The Lobos dropped their final game of the tournament, falling in the last minute of the game, 64-57.

The Lobos were in the top two among the tournament field in shooting percentage. They finished second with a 50.6 shooting percentage behind UCLA's 51.3 percent. The Lobos also finished second in 3-point shooting (42.9 percent).

# The Pit in the MW ERA

Year	Avg. Attendance (NCAA Rank)	MW Rank
1999-00	16,443 (8th)	1st
2000-01	16,418 (8th)	1st
2001-02	16,426 (7th)	1st
2002-03	15,186 (12th)	1st
2003-04	14,679 (15th)	2nd
2004-05	14,309 (14th)	1st
2005-06	13,387 (21st)	1st
2006-07	12,853 (23rd)	1st
2007-08	14,361 (18th)	1st
2008-09	13,994 (17th)	1st
2009-10	13,595 (22nd)	2nd
2010-11	14,570 (16th)	2nd
2011-12	14,455 (16th)	2nd
2012-13	15,022 (16th)	2nd
2013-14	15,212 (16th)	1st
2014-15	14,571 (18th)	1st
2015-16	13,031 (23rd)	1st

\*The \$60 million dollar renovation to The Pit added a suite level and lowered the maximum capacity from 18,018 to 15,411 starting with the 2010-11 season.

# Lobos in the NBA

NBA Team	Name (Years as a Lobo)
Milwaukee Bucks:	Tony Snell (2010-13)

# New Mexico Game Notes

## **BREAKING RECORDS**

At the Wooden Legacy Classic, the Lobos broke a few records in their game with CSUN. The Lobos' 105 points against the Matadors is the most any team has ever scored in a Wooden Legacy Classic game. Also in that game, the Lobos shot 64.9 percent from the field, which goes down as the best shooting percentage in a game at the Wooden Legacy. The Lobos scored 54 points in the first half against the Matadors, which is a record for first half points scored in a game at the tournament and ties the most points in any half record at the Wooden. The total number of points between the two teams, 194, is the most scored in a Wooden Legacy game.

## **WILLIAMS EARNS ALL-TOURNAMENT HONORS**

At the Wooden Legacy Classic, Tim Williams earned All-Tournament honors after his stellar performance throughout the tournament for the Lobos. He averaged 18.7 ppg which was fourth among all the participants at the tournament. He also picked up 7.3 rebounds a game which was third among the field. He leads the Lobos with 20.8 ppg and 8.0 rpg. He is shooting 62 percent from the field and 80.4 percent from the foul line.

## **WILLIAMS EARNS FIRST MW PLAYER OF THE WEEK HONOR**

Tim Williams picked up his first career Mountain West Player of the Week honor on Monday, Nov. 21. He led the Lobos to a pair of victories with a career-high 31 points against Houston Baptist and a team-high 20 points against NMSU. Against HBU, he finished with 11 rebounds, which was his second straight double-double of the season.

## **TIM WILLIAMS' CAREER NIGHT**

It was Tim Williams' night against Houston Baptist on Nov. 14, as he went off for a career-high 31 points, shooting 10-for-11 from the field and 11-for-12 from the foul line. He also finished with 11 rebounds for his second straight double-double. The double-double marks his eighth in his career. Of his 31 points, 14 came in the first half. He was perfect from the field (6-for-6) and from the foul line (2-for-2)

## **NEAL ADDS PARKS FOR 2017-18**

Mike Parks, a 6-9 forward, commits to New Mexico from Southwest Mississippi Community College in Summit, Miss. Last year, he played at Missouri State – West Plains and averaged 8.3 points per game and 4.3 rebounds per game in 16 games. He shot 64 percent from the field, which ranked in the top 10 of the NJCAA. So far this season for the Bears, he is averaging 9.0 points and shooting 75 percent through four games.

## **NLI SIGNING DAY**

High school prospects Isaiah Poor-Bear Chandler of Omaha Central High School and Chris Sodom of Tennessee Prep pledged to join the Lobos as freshmen beginning the 2017-18 season on signing day last week. Poor-Bear Chandler, a 6-foot-9 forward, chose New Mexico over Wichita State, among others. Chandler, a four-star recruit by ESPN, averaged 13 points, 8.5 rebounds and more than three blocks per game as a junior at Central qualified for the Class A State tournament. During the summer time, Poor-Bear Chandler plays for the Omaha Elite AAU team. Sodom, a 7-foot-3 center originally from Nigeria, chose New Mexico over offers from TCU and Purdue. He lived in the Houston area before moving to Tennessee this school year. Sodom, a four-star recruit by ESPN, played for the Houston Defenders' AAU squad.

## **WHAT WE HAVE RETURNING**

After having the youngest team in the Mountain West and one of the youngest in the NCAA last year, the Lobos return 10 players, including two All-Mountain West players in Elijah Brown and Tim Williams. Those two are the only two returners in the Mountain West that averaged 16 or more points last season, and it is the first time in Lobo history that two All-MW First Teamers have returned. Along with Brown and Williams, the Lobos return two

more starters in Sam Logwood and Obij Aget. Aget and Williams are the only two seniors on the squad. Despite the young team, Lobos finished fourth in the league standings.

## **LOBOS PICKED TO FINISH THIRD**

The Mountain West Preseason Poll was announced at Media Day in Las Vegas, Nevada, on Oct. 12. The Lobos are picked to finish third, receiving three first-place votes. San Diego State is predicted to finish at the top, earning 23 first-place votes. Fresno State, who is picked to finish behind the Lobos, picked up the only other first-place vote. Nevada, who took down the Lobos in the quarterfinals last year of the Mountain West Tournament, is slated to finish second.

## **BROWN, WILLIAMS EARN PRESEASON MW HONORS**

Along with the Lobos being picked to finish third, Elijah Brown was named Mountain West Preseason Player of the Year by the media. Brown was named to the All-Mountain West team along with teammate Tim Williams. This is the first year in Lobo history that the Lobos return two First Team All-Mountain West selections.

## **AIR FORCE & SAN JOSE STATE ONCE**

The 18-game MW schedule means the Lobos will face every conference opponent twice with the exception of two programs. New Mexico will only play Air Force (in Colorado Springs) and San Jose State (in The Pit) once.

## **BEST FANS IN THE MOUNTAIN WEST**

With an average of 13,031 fans per game inside WisePies Arena last season, the Lobos finished 23rd in the nation and tops in the Mountain West Conference. Overall, the Lobos ranked second in the nation to BYU in average attendance for non-Power Five or Big East schools. Most importantly, the Lobos completed 50 straight years in the top-25 nationally in average attendance. Since WisePies Arena was renovated before the 2010-11 season, the Lobos have seen massive support from its fans. On average, WisePies Arena was 85 percent full last season. That was a mark the program did not hit from 2002-2010, but have exceeded it every year since the renovation.

## **ROAD WARRIOR**

In three seasons, head coach Craig Neal won 24 games away from Albuquerque. Prior to Coach Neal coming to New Mexico along with former head coach Steve Alford, no other coach in program history won 20 or more road and neutral games in their first three seasons. Alford holds the record at 27 road and neutral wins.

## **LOBOS EARN NABC TEAM EXCELLENCE AWARD**

Over the summer, the NABC recognizes outstanding academic achievement by a team with a cumulative grade point average (GPA) of 3.0 or better for the 2015-16 season. The Lobos finished the 2015-16 season with a program record 3.03 GPA for the academic year. The honor places the Lobos in an elite class academically. There are the first Mountain West team to ever receive this honor, now in its fourth year of existence. This year, the NABC recognized 119 collegiate teams across all divisions of the NCAA and NAIA. Of those teams, New Mexico was one of just 25 NCAA Division I Institutions to be honored.

## **FOUR LOBOS NAMED ON NABC HONORS COURT**

Another NABC academic achievement came for the Lobos over the summer as they earned four on the NABC Honors Court. The Lobos had four academic seniors recognized for their GPA of 3.2 or higher. Only five teams in the league had student-athletes named to the Honors Court, with New Mexico holding twice as many honorees as any other MW team. The Lobos were also one of just 63 teams, across all NCAA and NAIA divisions in the country, to have four or more honorees.

# Head Coach Craig Neal



**Craig Neal**  
Head Coach - 4th Season  
(2016-17) 16-12 (Career) 75-50 (.600)

## NOTEWORTHY :

- Earned the nickname "Noodles" for wiry build as a high school player
- Spent nine seasons as a member of Steve Alford's staffs at Iowa and New Mexico
- Coached under NBA legend Lenny Wilkens for three seasons with the Raptors
- Spent nearly a decade as a NBA assistant coach and scout with Toronto
- Avid golfer and motorcycle enthusiast

## PLAYING EXPERIENCE

1988-95 - NBA and CBA Career

- \*Drafted by Portland in the 1988 NBA Draft
- \*Played for Blazers, Heat and Nuggets
- \*Fort Wayne Fury Player and Coach in 1994-95

1984-88 - Georgia Tech

- \*Played for Bobby Cremins
- \*Member of Elite Eight and Sweet 16 teams
- \*Graduated with career assist record (659)

1980-83 - Washington High School (Washington, Ind.)

- \*All-American & member of Indiana All-Star Team
- \*Coached by his father, Stan Neal
- \*Played against Steve Alford

## COACHING EXPERIENCE

**Head Coach:**

2013-Present - New Mexico (75-50)

**Associate Head Coach:**

2007-13 - New Mexico (NCAA)

**Assistant Coach:**

2004-07 - Iowa (NCAA)

2000-03 - Toronto Raptors (NBA)

## THE INFAMOUS CHERRY BLAZER

The cherry blazer has become a symbol with New Mexico basketball. Given to coaches at their introductory press conferences, it makes appearances throughout the season at crucial games.

- Craig Neal is 10-3 when wearing the cherry blazer
  - Nov. 9, 2013 vs. Alabama A&M (W, 88-52)
  - Jan. 21, 2014 vs. Boise State (W, 84-75)
  - Feb. 22, 2014 vs. #6 San Diego State (W, 58-44)
  - Mar. 5, 2014 vs. Air Force (W, 80-52)
- Nov. 14, 2014 vs. Idaho State (W, 79-55)
- Jan. 3, 2015 vs. #24 Colorado State (W, 66-53)
- Feb. 17, 2015 vs. #25 San Diego State (L, 46-63)
- March 7, 2015 vs. Wyoming (W, 52-49)
- Nov. 13, 2015 vs. Texas Southern (W, 86-57)
- Feb. 27, 2016 vs. Fresno State (L, 92-82)
- March 1, 2016 vs. San Diego State (L, 83-56)
- Nov. 11, 2016 vs. Idaho State (W, 81-60)
- Nov. 30, 2016 vs. Abilene Christian (W, 64-55)

## THE NEAL ERA AT NEW MEXICO

- Became first-ever rookie Lobo head coach to lead New Mexico to a NCAA Tournament appearance
- Set a school record of 15 conference wins in the 2013-14 season
- Led UNM to the 2014 Mountain West Tournament championship, which made New Mexico the first program in MW history to win three-straight conference tournaments
- Guided Cam Bairstow to All-America honors by Sports Illustrated (2nd Team), NBC Sports (3rd Team) and CBS Sports.
- Guided four Lobos to All-Mountain West honors in 2013-14, which included first team selections Cam Bairstow and Kendall Williams. Williams and Alex Kirk were MW All-Defensive Team selections as well. Kirk also was named to third team while Hugh Greenwood was honorable mention
- The 27 wins in 2013-14 mark the most wins by a rookie coach in Lobo history. It is the tied for the fifth most wins by a first-year Division I head coach since 2000
- Signed a new contract in July of 2014 to stay at New Mexico through 2020
- Became the second-fastest coach in program history to 40 wins (53 games)
- In 2014-15 Hugh Greenwood was named All-MW Third Team and became the second guard in Lobo history to finish career with 1,000 points and 600 rebounds.
- Was named a finalist for a pair of national coaching honors: the Joe B. Hall Award as the nation's top rookie coach, and the Jim Phelan Award for national coach of the year
- Led the MW again with six academic all-conference selections in 2015-16. He has had 19 honorees in his three seasons
- Had five players sign professional contracts; Kendall Williams (Italy), Cam Bairstow (NBA), Alex Kirk (NBA), Hugh Greenwood (Perth) and Deshawn Delaney (Poland)
- Has had 6 straight semesters of at least a 2.7 team GPA. Earned NABC Team Excellence Award in Summer of 2016 for cumulative GPA of 3.03, first MW team to earn the honor
- Guided two First Team All-Mountain West & NABC All-District selections in 2015-16 in Elijah Brown and Tim Williams
- Had highest GPA in program history in Fall of 2015 with a 3.15 GPA
- Landed four players on the NABC Honors Court
- One of two coaches in Lobo history to win more than 20 games on the road over their first three seasons. Neal's total is 24.
- First coach in MW history to win on road at SDSU, CSU & Boise State in same season.



# The 2016-17 New Mexico Lobos

No.	Name	Pos	Height	Weight	Year	Previous School	Hometown
1	Aher Uguak	G/F	6-7	206	Fr.	Harry Ainlay HS	Edmonton, Canada
3	Jordan Hunter	G	5-11	180	So.	Ozen HS	Beaumont, Texas
4	Elijah Brown	G	6-4	200	R-Jr.	Butler University	Orange County, Calif.
5	Jalen Harris	G	6-2	156	Fr.	Word of God Christian Academy	Wilson, N.C.
11	Obij Aget	C	7-1	220	Sr.	La Lumiere HS (Ind.)	Juba, South Sudan
14	Dane Kuiper	G/F	6-7	200	So.	Corona del Sol HS (Ariz.)	Wasilla, Alaska
20	Sam Logwood	G/F	6-7	210	Jr.	La Lumiere HS (Ind.)	Indianapolis, Ind.
21	Xavier Adams	G	6-4	205	Jr.	Edwards S. Marcus HS	Flower Mound, Texas
22	Holt Shelley*	F	6-9	221	Fr.	Cliff HS	Cliff, N.M.
23	Joe Furstinger	F	6-9	215	Jr.	Santa Margarita Catholic HS	Rancho Santa Margarita, Calif.
24	Damien Jefferson	G/F	6-5	190	Fr.	East Chicago Central HS	East Chicago, Ind.
30	Adam Cumber*	G	6-2	185	R-So.	Sandia HS	Albuquerque, M.M.
31	Anthony Mathis	G	6-2	170	So.	West Linn HS	West Linn, Ore.
32	Tim Williams	F	6-8	240	R-Sr.	Samford University	Flossmoor, Ill.
55	Connor MacDougall	F	6-9	235	R-So.	South Mountain CC	Tempe, Ariz.

\* Indicates a walk-on

**Head Coach:** Craig Neal (4th Season -- Georgia Tech '88)

**Associate Head Coach:** Chris Harriman

**Assistant Coaches:** Alan Huss and Terrence Rencher

**Acting Director of Operations:** Ryan Berryman

**Athletic Trainer:** Corey DeBarbrie

**Video Coordinator:** Ben Sanders

**Strength and Conditioning Coach:** Glenn Cain

## By Class

(15 Total)

**Seniors: (2)**

**Juniors: (4)**

**Sophomores: (5)**

**Freshmen: (4)**

## By Position

(15 Total)

**Centers: (1)**

**Forwards: (4)**

**Guard/Forwards: (4)**

**Guards: (6)**

## By Height

**7'1"**

Obij Aget

**6'9"**

Joe Furstinger

Connor MacDougall

Holt Shelley

**6'8"**

Tim Williams

**6'7"**

Sam Logwood

Dane Kuiper

Aher Uguak

**6'5"**

Damien Jefferson

**6'4"**

Xavier Adams

Elijah Brown

**6'2"**

Jalen Harris

Anthony Mathis

Adam Cumber

**5'11"**

Jordan Hunter

## Alphabetical Roster

No.	Name	Pos	Height	Weight	Year
21	Xavier Adams	G	6-4	205	Junior
11	Obij Aget	C	7-1	220	Senior
4	Elijah Brown	G	6-4	200	RS-Junior
30	Adam Cumber	G	6-2	185	RS-Sophomore
23	Joe Furstinger	F	6-9	215	Junior
5	Jalen Harris	G	6-2	156	Freshman
3	Jordan Hunter	G	5-11	180	Sophomore
24	Damien Jefferson	G/F	6-5	190	Freshman
14	Dane Kuiper	G/F	6-7	200	Sophomore
20	Sam Logwood	G/F	6-7	210	Junior
55	Connor MacDougall	F	6-9	235	RS-Sophomore
31	Anthony Mathis	G	6-2	170	Sophomore
22	Holt Shelley	F	6-9	221	Freshman
1	Aher Uguak	G/F	6-7	206	Freshman
32	Tim Williams	F	6-8	240	RS-Senior

## Pronunciations

Name	Pronunciation
Obij Aget	O-BOTCH Ah-Jet
Joe Furstinger	Joe FUR-Sting-er
Jalen Harris	JAY-len
Dane Kuiper	KI-pur
Aher Uguak	Uh-here OO-guac

# 2016-17 Season Stats

## THE STAT CREW SYSTEM New Mexico Combined Team Statistics (as of Feb 21, 2017) All games

RECORD:	OVERALL	HOME	AWAY	NEUTRAL
ALL GAMES	16-12	10-4	5-6	1-2
CONFERENCE	9-7	4-4	5-3	0-0
NON-CONFERENCE	7-5	6-0	0-3	1-2

#	Player	gp-gs	min	avg	Total		3-Point		F-Throw		Rebounds												pts	avg
					fg-fga	fg%	3fg-fga	3fg%	ft-fa	ft%	off	def	tot	avg	pf	dq	a	to	blk	stl				
04	BROWN, Elijah	28-25	894	31.9	150-381	.394	63-179	.352	164-198	.828	10	137	147	5.3	56	0	84	85	4	35	527	18.8		
32	WILLIAMS, Tim	20-20	675	33.8	140-242	.579	1-5	.200	76-106	.717	40	100	140	7.0	40	0	31	38	13	11	357	17.9		
20	LOGWOOD, Sam	27-17	607	22.5	72-160	.450	10-24	.417	43-65	.662	19	69	88	3.3	41	0	32	39	4	18	197	7.3		
14	KUIPER, Dane	23-11	474	20.6	52-117	.444	23-59	.390	17-21	.810	13	42	55	2.4	57	3	31	19	7	20	144	6.3		
11	AGET, Obij	28-26	535	19.1	70-117	.598	0-0	.000	23-30	.767	37	66	103	3.7	55	2	12	15	38	13	163	5.8		
03	HUNTER, Jordan	26-10	517	19.9	44-97	.454	19-44	.432	42-49	.857	8	46	54	2.1	49	1	65	38	0	15	149	5.7		
24	JEFFERSON, Damien	26-6	388	14.9	57-125	.456	9-38	.237	23-46	.500	12	50	62	2.4	44	0	29	30	2	9	146	5.6		
05	HARRIS, Jalen	28-18	588	21.0	46-100	.460	6-23	.261	36-48	.750	1	52	53	1.9	60	0	67	37	3	23	134	4.8		
21	ADAMS, Xavier	15-0	186	12.4	15-34	.441	0-5	.000	29-36	.806	10	24	34	2.3	22	1	3	11	1	12	59	3.9		
55	MACDOUGALL, Conn	24-0	244	10.2	27-60	.450	0-0	.000	34-41	.829	21	24	45	1.9	51	3	2	19	5	1	88	3.7		
23	FURSTINGER, Joe	24-5	331	13.8	28-53	.528	0-0	.000	31-43	.721	31	43	74	3.1	59	1	15	18	20	9	87	3.6		
31	MATHIS, Anthony	9-0	48	5.3	5-18	.278	3-14	.214	3-3	1.000	1	7	8	0.9	4	0	8	2	0	2	16	1.8		
01	UGUAK, Aher	17-2	136	8.0	6-19	.316	1-8	.125	8-15	.533	9	5	14	0.8	13	0	7	12	1	5	21	1.2		
30	CUMBER, Adam	1-0	2	2.0	0-0	.000	0-0	.000	0-0	.000	0	0	0	0.0	0	0	0	0	0	0	0	0.0		
Team											33	45	78		1		8							
Total.....		28	5625		712-1523	.467	135-399	.338	529-701	.755	245	710	955	34.1	552	11	386	371	98	173	2088	74.6		
Opponents.....		28	5625		698-1599	.437	235-634	.371	416-599	.694	282	651	933	33.3	586	-	401	381	89	214	2047	73.1		

TEAM STATISTICS	NM	OPP	Date	Opponent	Score	Att.
SCORING	2088	2047	11/11/16	IDAHO STATE	w 81-70	11293
Points per game	74.6	73.1	11/14/16	HOUSTON BAPTIST	w 95-79	10456
Scoring margin	+1.5	-	11/18/16	NEW MEXICO STATE	w 72-59	13892
FIELD GOALS-ATT	712-1523	698-1599	11/24/16	vs Virginia Tech	L 72-92	0
Field goal pct	.467	.437	11/25/16	vs CSUN	w 105-89	0
3 POINT FG-ATT	135-399	235-634	11/27/16	vs Dayton	L 57-64	0
3-point FG pct	.338	.371	11/30/16	ABILENE CHRISTIAN	w 64-55	11154
3-pt FG made per game	4.8	8.4	12/3/16	at Illinois State	L 74-79	6056
FREE THROWS-ATT	529-701	416-599	12/07/16	UTEP	w 78-77	11838
Free throw pct	.755	.694	12/10/16	at New Mexico State	L 71-84	6298
F-Throws made per game	18.9	14.9	12/17/16	ARKANSAS-PINE BLUFF	w 83-43	10404
REBOUNDS	955	933	12/20/16	at Arizona	L 46-77	14008
Rebounds per game	34.1	33.3	* 12/28/16	FRESNO STATE	w 78-73	11844
Rebounding margin	+0.8	-	* 01-01-17	at SAN DIEGO STATE	w 68-62	12414
ASSISTS	386	401	* 01/04/17	at Utah State	L 75-79	3897
Assists per game	13.8	14.3	* 01/07/17	NEVADA	Lot 104-105	11235
TURNOVERS	371	381	* 01/10/17	UNLV	L 66-71	11379
Turnovers per game	13.3	13.6	* 1/14/17	at Colorado State	w 84-71	3418
Turnover margin	+0.4	-	* 01/17/17	at Boise State	w 81-70	3752
Assist/turnover ratio	1.0	1.1	* 01/21/17	WYOMING	w 78-71	12501
STEALS	173	214	* 01/24/17	UTAH STATE	w 74-61	10698
Steals per game	6.2	7.6	* 01/28/17	at Nevada	L 65-82	10727
BLOCKS	98	89	* 02/01/17	at UNLV	w 80-77	12001
Blocks per game	3.5	3.2	* 02/04/17	SAN JOSE STATE	L 68-78	12731
ATTENDANCE	162574	83503	* 2/8/17	at Air Force	w 74-67	2125
Home games-Avg/Game	14-11612	11-7591	* 02/14/17	BOISE STATE	w 78-73	11071
Neutral site-Avg/Game	-	3-0	* 02/18/17	at Fresno State	L 61-71	8807
			* 02/21/17	COLORADO STATE	L 56-68	12078

Score by Periods	1st	2nd	OT	Totals
New Mexico	998	1080	10	2088
Opponents	952	1084	11	2047

\* - Conference game



# 2016-17 Conference Stats

## THE STAT CREW SYSTEM New Mexico Combined Team Statistics (as of Feb 21, 2017) Conference games

RECORD:	OVERALL	HOME	AWAY	NEUTRAL
ALL GAMES	9-7	4-4	5-3	0-0
CONFERENCE	9-7	4-4	5-3	0-0
NON-CONFERENCE	0-0	0-0	0-0	0-0

#	Player	gp-gs	min	avg	Total		3-Point		F-Throw		Rebounds										pts	avg
					fg-fga	fg%	3fg-fga	3fg%	ft-fa	ft%	off	def	tot	avg	pf	dq	a	to	blk	stl		
04	BROWN, Elijah	16-15	549	34.3	92-232	.397	42-103	.408	108-123	.878	7	89	96	6.0	36	0	49	50	4	19	334	20.9
32	WILLIAMS, Tim	10-10	360	36.0	73-132	.553	1-4	.250	29-45	.644	17	55	72	7.2	21	0	21	19	8	6	176	17.6
20	LOGWOOD, Sam	16-8	360	22.5	44-105	.419	6-15	.400	21-35	.600	11	45	56	3.5	30	0	7	23	3	10	115	7.2
14	KUIPER, Dane	14-8	347	24.8	35-76	.461	14-37	.378	11-14	.786	6	31	37	2.6	42	3	21	10	5	13	95	6.8
24	JEFFERSON, Damien	15-6	255	17.0	36-75	.480	8-25	.320	11-25	.440	9	31	40	2.7	27	0	18	15	1	4	91	6.1
11	AGET, Obij	16-16	327	20.4	43-71	.606	0-0	.000	10-13	.769	26	43	69	4.3	36	1	8	15	27	9	96	6.0
05	HARRIS, Jalen	16-16	384	24.0	32-71	.451	5-18	.278	26-33	.788	1	40	41	2.6	39	0	42	24	3	12	95	5.9
03	HUNTER, Jordan	14-0	241	17.2	23-45	.511	9-21	.429	25-29	.862	3	19	22	1.6	24	0	30	17	0	6	80	5.7
23	FURSTINGER, Joe	14-1	185	13.2	15-31	.484	0-0	.000	18-25	.720	18	20	38	2.7	34	0	9	10	9	5	48	3.4
21	ADAMS, Xavier	3-0	44	14.7	3-4	.750	0-1	.000	4-4	1.000	4	3	7	2.3	2	0	2	4	0	4	10	3.3
55	MACDOUGALL, Conn	12-0	88	7.3	10-22	.455	0-0	.000	13-14	.929	6	11	17	1.4	19	1	1	6	2	1	33	2.8
31	MATHIS, Anthony	4-0	32	8.0	4-13	.308	2-9	.222	0-0	.000	1	4	5	1.3	3	0	8	0	0	2	10	2.5
01	UGUAK, Aher	8-0	53	6.6	3-7	.429	0-3	.000	1-5	.200	5	2	7	0.9	9	0	3	6	1	0	7	0.9
Team											12	31	43		1		6					
Total.....		16	3225		413-884	.467	87-236	.369	277-365	.759	126	424	550	34.4	323	5	219	205	63	91	1190	74.4
Opponents.....		16	3225		404-929	.435	122-348	.351	249-364	.684	163	385	548	34.2	312	-	223	196	56	122	1179	73.7

TEAM STATISTICS	NM	OPP	Date	Opponent	Score	Att
SCORING	1190	1179	* 12/28/16	FRESNO STATE	W 78-73	11844
Points per game	74.4	73.7	* 01-01-17	at SAN DIEGO STATE	W 68-62	12414
Scoring margin	+0.7	-	* 01/04/17	at Utah State	L 75-79	3897
FIELD GOALS-ATT	413-884	404-929	* 01/07/17	NEVADA	Lot 104-105	11235
Field goal pct	.467	.435	* 01/10/17	UNLV	L 66-71	11379
3 POINT FG-ATT	87-236	122-348	* 1/14/17	at Colorado State	W 84-71	3418
3-point FG pct	.369	.351	* 01/17/17	at Boise State	W 81-70	3752
3-pt FG made per game	5.4	7.6	* 01/21/17	WYOMING	W 78-71	12501
FREE THROWS-ATT	277-365	249-364	* 01/24/17	UTAH STATE	W 74-61	10698
Free throw pct	.759	.684	* 01/28/17	at Nevada	L 65-82	10727
F-Throws made per game	17.3	15.6	* 02/01/17	at UNLV	W 80-77	12001
REBOUNDS	550	548	* 02/04/17	SAN JOSE STATE	L 68-78	12731
Rebounds per game	34.4	34.2	* 2/8/17	at Air Force	W 74-67	2125
Rebounding margin	+0.1	-	* 02/14/17	BOISE STATE	W 78-73	11071
ASSISTS	219	223	* 02/18/17	at Fresno State	L 61-71	8807
Assists per game	13.7	13.9	* 02/21/17	COLORADO STATE	L 56-68	12078
TURNOVERS	205	196	* - Conference game			
Turnovers per game	12.8	12.3				
Turnover margin	-0.6	-				
Assist/turnover ratio	1.1	1.1				
STEALS	91	122				
Steals per game	5.7	7.6				
BLOCKS	63	56				
Blocks per game	3.9	3.5				
ATTENDANCE	93537	57141				
Home games-Avg/Game	8-11692	8-7143				
Neutral site-Avg/Game	-	0-0				

Score by Periods	1st	2nd	OT	Totals
New Mexico	572	608	10	1190
Opponents	533	635	11	1179

# 2016-17 Extended Season Stats

RECORD:	OVERALL	HOME	AWAY	NEUTRAL
ALL GAMES	16-12	10-4	5-6	1-2
CONFERENCE	9-7	4-4	5-3	0-0
NON-CONFERENCE	7-5	6-0	0-3	1-2

#	Player	gp-gs	min	Total		3-Point		F-Throw		Rebounds				a	a/g	to	to/g	a/to	blk	blk/g	stl	stl/g	pts	avg
				fg	fga	fg%	3fg	3fga	3fg%	ft	fta	ft%	off	def	tot	avg	pf	dq						
04	BROWN, Elijah	28-25	894	31.9	150-381	.394	63-179	.352	164-198	.828	10	137	147	5.3	56	0	84	3.00	85	3.04	0.99	4	0.14	35 1.25 527 18.8
32	WILLIAMS, Tim	20-20	675	33.8	140-242	.579	1-5	.200	76-106	.717	40	100	140	7.0	40	0	31	1.55	38	1.90	0.82	13	0.65	11 0.55 357 17.9
20	LOGWOOD, Sam	27-17	607	22.5	72-160	.450	10-24	.417	43-65	.662	19	69	88	3.3	41	0	32	1.19	39	1.44	0.82	4	0.15	18 0.67 197 7.3
14	KUIPER, Dane	23-11	474	20.6	52-117	.444	23-59	.390	17-21	.810	13	42	55	2.4	57	3	31	1.35	19	0.83	1.63	7	0.30	20 0.87 144 6.3
11	AGET, Obij	28-26	535	19.1	70-117	.598	0-0	.000	23-30	.767	37	66	103	3.7	55	2	12	0.43	15	0.54	0.80	38	1.36	13 0.46 163 5.8
03	HUNTER, Jordan	26-10	517	19.9	44-97	.454	19-44	.432	42-49	.857	8	46	54	2.1	49	1	65	2.50	38	1.46	1.71	0	0.00	15 0.58 149 5.7
24	JEFFERSON, Damien	26-6	388	14.9	57-125	.456	9-38	.237	23-46	.500	12	50	62	2.4	44	0	29	1.12	30	1.15	0.97	2	0.08	9 0.35 146 5.6
05	HARRIS, Jalen	28-18	588	21.0	46-100	.460	6-23	.261	36-48	.750	1	52	53	1.9	60	0	67	2.39	37	1.32	1.81	3	0.11	23 0.82 134 4.8
21	ADAMS, Xavier	15-0	186	12.4	15-34	.441	0-0	.000	29-36	.806	10	24	34	2.3	22	1	3	0.20	11	0.73	0.27	1	0.07	12 0.80 59 3.9
55	MACDOUGALL, Connor	24-0	244	10.2	27-60	.450	0-0	.000	34-41	.829	21	24	45	1.9	51	3	2	0.08	19	0.79	0.11	5	0.21	1 0.04 88 3.7
23	FURSTINGER, Joe	24-5	331	13.8	28-53	.528	0-0	.000	31-43	.721	31	43	74	3.1	59	1	15	0.63	18	0.75	0.83	20	0.83	9 0.38 87 3.6
31	MATHIS, Anthony	9-0	48	5.3	5-18	.278	3-14	.214	3-3	1.000	1	7	8	0.9	4	0	8	0.89	2	0.22	4.00	0	0.00	2 0.22 16 1.8
01	UGUAK, Aher	17-2	136	8.0	6-19	.316	1-8	.125	8-15	.533	9	5	14	0.8	13	0	7	0.41	12	0.71	0.58	1	0.06	5 0.29 21 1.2
30	CUMBER, Adam	1-0	2	2.0	0-0	.000	0-0	.000	0-0	.000	0	0	0	0.0	0	0	0	0.00	0	0.00	0.00	0	0.00	0 0.00 0 0.0
Total.....		28	5625		712-1523	.467	135-399	.338	529-701	.755	245	710	955	34.1	552	11	386	13.79	371	13.25	1.04	98	3.50	173 6.18 2088 74.6
Opponents.....		28	5625		698-1599	.437	235-634	.371	416-599	.694	282	651	933	33.3	586	-	401	14.32	381	13.61	1.05	89	3.18	214 7.64 2047 73.1

Score by Periods	1st	2nd	OT	Totals
New Mexico	998	1080	10	2088
Opponents	952	1084	11	2047

# 2016-17 Season Metrics

#	Player	Min	AST%	EFG%	TS%	Usg%	DRB%	ORB%	TRB%
21	ADAMS, Xavier	186	2.9	.441	.592	16.7	14.6	6.8	10.9
11	AGET, Obij	535	4.5	.598	.626	13.9	14.0	8.7	11.5
04	BROWN, Elijah	894	20.2	.476	.563	31.6	17.4	1.4	9.8
30	CUMBER, Adam	2	0.0	.000	.000	0.0	0.0	0.0	0.0
23	FURSTINGER, Joe	331	8.3	.528	.605	13.9	14.7	11.8	13.3
05	HARRIS, Jalen	588	20.5	.490	.553	13.7	10.0	0.2	5.4
03	HUNTER, Jordan	517	23.0	.552	.628	15.5	10.1	1.9	6.2
24	JEFFERSON, Damien	388	15.4	.492	.503	23.1	14.6	3.9	9.5
14	KUIPER, Dane	474	12.5	.543	.570	15.7	10.0	3.4	6.9
20	LOGWOOD, Sam	607	10.3	.481	.522	19.2	12.9	3.9	8.6
55	MACDOUGALL, Connor	244	1.6	.450	.564	20.3	11.2	10.8	11.0
31	MATHIS, Anthony	48	31.5	.361	.414	22.7	16.5	2.6	9.9
01	UGUAK, Aher	136	8.7	.342	.410	14.1	4.2	8.3	6.1
32	WILLIAMS, Tim	675	10.8	.581	.618	24.7	16.8	7.4	12.4

Estimated possessions: 1990.1  
Team offensive rating (ORTg): 104.9  
Team defensive rating (DRtg): 102.9

AST% - An estimate of the pct of teammate field goals assisted while on the floor  
EFG% - Effective FG% (adjusts to include additional points from 3FGs)  
TS% - True Shooting% (takes into account field goals, 3-point field goals, and free throws  
Usg% - An estimate of the pct of team plays used while on the floor  
DRB% - An estimate of the pct of available defensive rebounds grabbed while on the floor  
ORB% - An estimate of the pct of available offensive rebounds grabbed while on the floor  
TRB% - An estimate of the pct of all available rebounds grabbed while on the floor

ORTg - Offensive rating - points scored per 100 possessions  
DRtg - Defensive rating - points allowed per 100 possessions

# 2016-17 Team Game-by-Game

IDAHO STATE	11/11/16	81-70	W	28-59	.475	3-16	.188	22-33	.667	18	21	39	39.0	20	19	18	4	6	81	81.0
HOUSTON BAPTIST	11/14/16	95-79	W	28-45	.622	4-12	.333	35-42	.833	4	29	33	36.0	16	19	13	1	8	95	88.0
NEW MEXICO STATE	11/18/16	72-59	W	24-54	.444	1-10	.100	23-37	.622	15	25	40	37.3	23	10	12	3	9	72	82.7
vs Virginia Tech	11/24/16	72-92	L	26-58	.448	4-14	.286	16-21	.762	11	20	31	35.8	22	11	11	4	2	72	80.0
vs CSUN	11/25/16	105-89	W	37-57	.649	4-7	.571	27-33	.818	6	17	23	33.2	22	18	11	3	9	105	85.0
vs Dayton	11/27/16	57-64	L	20-49	.408	7-14	.500	10-13	.769	5	28	33	33.2	20	11	16	2	3	57	80.3
ABILENE CHRISTIAN	11/30/16	64-55	W	22-48	.458	2-11	.182	18-25	.720	9	24	33	33.1	9	16	8	1	4	64	78.0
at Illinois State	12/3/16	74-79	L	26-57	.456	4-17	.235	18-21	.857	10	29	39	33.9	17	13	14	2	8	74	77.5
UTEP	12/07/16	78-77	W	25-44	.568	7-14	.500	21-32	.656	5	26	31	33.6	14	13	15	3	6	78	77.6
at New Mexico State	12/10/16	71-84	L	26-58	.448	4-17	.235	15-23	.652	10	19	29	33.1	27	8	14	2	6	71	76.9
ARKANSAS-PINE BLUFF	12/17/16	83-43	W	20-45	.444	6-17	.353	37-40	.925	12	32	44	34.1	13	18	22	8	16	83	77.5
at Arizona	12/20/16	46-77	L	17-65	.262	2-14	.143	10-16	.625	14	16	30	33.8	26	11	12	2	5	46	74.8
FRESNO STATE	12/28/16	78-73	W	23-51	.451	3-10	.300	29-34	.853	7	25	32	33.6	17	13	12	2	10	78	75.1
at SAN DIEGO STATE	01-01-17	68-62	W	21-51	.412	6-12	.500	20-26	.769	11	27	38	33.9	17	13	16	4	6	68	74.6
at Utah State	01/04/17	75-79	L	28-53	.528	4-12	.333	15-20	.750	9	20	29	33.6	20	16	15	1	6	75	74.6
NEVADA	01/07/17	104-105	Lot	36-73	.493	6-17	.353	26-40	.650	6	33	39	33.9	23	16	5	8	7	104	76.4
UNLV	01/10/17	66-71	L	24-50	.480	4-15	.267	14-17	.824	4	28	32	33.8	21	14	13	8	5	66	75.8
at Colorado State	1/14/17	84-71	W	30-54	.556	6-9	.667	18-27	.667	9	30	39	34.1	30	17	17	6	2	84	76.3
at Boise State	01/17/17	81-70	W	27-54	.500	6-12	.500	21-22	.955	6	22	28	33.8	20	10	12	0	9	81	76.5
WYOMING	01/21/17	78-71	W	30-67	.448	6-17	.353	12-20	.600	8	30	38	34.0	14	15	7	4	7	78	76.6
UTAH STATE	01/24/17	74-61	W	27-54	.500	3-12	.250	17-17	1.000	7	26	33	34.0	19	17	10	5	4	74	76.5
at Nevada	01/28/17	65-82	L	22-55	.400	5-23	.217	16-21	.762	11	21	32	33.9	19	17	17	0	6	65	76.0
at UNLV	02/01/17	80-77	W	29-60	.483	7-15	.467	15-20	.750	15	27	42	34.2	24	11	16	3	4	80	76.1
SAN JOSE STATE	02/04/17	68-78	L	24-57	.421	7-16	.438	13-18	.722	7	25	32	34.1	22	14	14	1	4	68	75.8
at Air Force	2/8/17	74-67	W	23-55	.418	8-22	.364	20-28	.714	11	24	35	34.2	17	9	5	5	6	74	75.7
BOISE STATE	02/14/17	78-73	W	26-51	.510	4-11	.364	22-26	.846	5	31	36	34.2	16	14	16	9	5	78	75.8
at Fresno State	02/18/17	61-71	L	22-49	.449	5-16	.313	12-17	.706	6	26	32	34.1	25	13	19	6	7	61	75.3
COLORADO STATE	02/21/17	56-68	L	21-50	.420	7-17	.412	7-12	.583	4	29	33	34.1	19	10	11	1	3	56	74.6
New Mexico	2088	712-1523		.467	135-399	.338	529-701	.755	245	710	955	34.1	552	386	371	98	173	2088	74.6	
Opponents	2047	698-1599		.437	235-634	.371	416-599	.694	282	651	933	33.3	586	401	381	89	214	2047	73.1	

Games played: 28

Points/game: 74.6

FG Pct: 46.7

3FG Pct: 33.8

FT Pct: 75.5

Rebounds/game: 34.1

Assists/game: 13.8

Turnovers/game: 13.3

Assist/turnover ratio: 1.0

Steals/game: 6.2

Blocks/game: 3.5

# 2016-17 Opponent Game-by-Game

IDAHO STATE	11/11/16	81-70	W	27-57	.474	9-22	.409	7-11	.636	10	19	29	29.0	29	17	20	0	10	70	70.0
HOUSTON BAPTIST	11/14/16	95-79	W	27-63	.429	13-30	.433	12-19	.632	10	15	25	27.0	31	15	12	0	7	79	74.5
NEW MEXICO STATE	11/18/16	72-59	W	19-53	.358	7-24	.292	14-21	.667	13	22	35	29.7	29	10	20	4	7	59	69.3
vs Virginia Tech	11/24/16	72-92	L	31-62	.500	11-24	.458	19-20	.950	10	25	35	31.0	21	20	8	3	6	92	75.0
vs CSUN	11/25/16	105-89	W	29-56	.518	7-17	.412	24-29	.828	13	18	31	31.0	26	15	21	1	5	89	77.8
vs Dayton	11/27/16	57-64	L	22-54	.407	6-22	.273	14-21	.667	9	26	35	31.7	16	14	9	3	7	64	75.5
ABILENE CHRISTIAN	11/30/16	64-55	W	20-48	.417	8-24	.333	7-10	.700	6	22	28	31.1	20	13	14	2	3	55	72.6
at Illinois State	12/3/16	74-79	L	26-61	.426	14-35	.400	13-20	.650	9	23	32	31.3	18	17	12	2	8	79	73.4
UTEP	12/07/16	78-77	W	27-58	.466	15-29	.517	8-14	.571	8	18	26	30.7	24	22	13	6	9	77	73.8
at New Mexico State	12/10/16	71-84	L	26-51	.510	11-22	.500	21-31	.677	11	28	39	31.5	23	13	18	4	7	84	74.8
ARKANSAS-PINE BLUFF	12/17/16	83-43	W	15-57	.263	6-21	.286	7-10	.700	8	13	21	30.5	26	8	22	4	17	43	71.9
at Arizona	12/20/16	46-77	L	25-50	.500	6-16	.375	21-29	.724	12	37	49	32.1	11	14	16	4	6	77	72.3
FRESNO STATE	12/28/16	78-73	W	30-62	.484	6-16	.375	7-12	.583	8	25	33	32.2	22	12	14	3	7	73	72.4
at SAN DIEGO STATE	01-01-17	68-62	W	22-53	.415	5-23	.217	13-18	.722	8	19	27	31.8	18	12	16	4	13	62	71.6
at Utah State	01/04/17	75-79	L	25-53	.472	10-22	.455	19-28	.679	12	19	31	31.7	20	19	13	1	9	79	72.1
NEVADA	01/07/17	104-105	Lot	36-75	.480	15-32	.469	18-27	.667	11	36	47	32.7	30	25	12	9	2	105	74.2
UNLV	01/10/17	66-71	L	23-60	.383	9-21	.429	16-22	.727	12	23	35	32.8	14	15	11	3	10	71	74.0
at Colorado State	1/14/17	84-71	W	19-53	.358	7-22	.318	26-39	.667	11	18	29	32.6	22	12	12	4	10	71	73.8
at Boise State	01/17/17	81-70	W	22-58	.379	5-23	.217	21-26	.808	14	20	34	32.7	21	10	12	4	6	70	73.6
WYOMING	01/21/17	78-71	W	26-61	.426	11-29	.379	8-13	.615	7	32	39	33.0	19	17	13	6	2	71	73.5
UTAH STATE	01/24/17	74-61	W	23-51	.451	6-17	.353	9-17	.529	8	20	28	32.8	19	9	12	4	4	61	72.9
at Nevada	01/28/17	65-82	L	26-50	.520	11-23	.478	19-27	.704	7	25	32	32.7	13	18	15	0	12	82	73.3
at UNLV	02/01/17	80-77	W	27-69	.391	6-22	.273	17-21	.810	18	19	37	32.9	19	14	9	5	10	77	73.5
SAN JOSE STATE	02/04/17	68-78	L	27-50	.540	7-16	.438	17-27	.630	4	27	31	32.8	18	15	11	6	5	78	73.7
at Air Force	2/8/17	74-67	W	24-56	.429	6-23	.261	13-20	.650	12	27	39	33.1	25	15	13	2	4	67	73.4
BOISE STATE	02/14/17	78-73	W	27-68	.397	6-24	.250	13-17	.765	13	21	34	33.1	23	12	13	0	7	73	73.4
at Fresno State	02/18/17	61-71	L	22-52	.423	6-13	.462	21-33	.636	11	26	37	33.3	18	10	15	2	12	71	73.3
COLORADO STATE	02/21/17	56-68	L	25-58	.431	6-22	.273	12-17	.706	7	28	35	33.3	11	8	5	3	9	68	73.1
Opponents	2047	698-1599		.437	235-634	.371	416-599	.694	282	651	933	33.3	586	401	381	89	214	2047	73.1	
New Mexico	2088	712-1523		.467	135-399	.338	529-701	.755	245	710	955	34.1	552	386	371	98	173	2088	74.6	

Games played: 28

Points/game: 73.1

FG Pct: 43.7

3FG Pct: 37.1

FT Pct: 69.4

Rebounds/game: 33.3

Assists/game: 14.3

Turnovers/game: 13.6

Assist/turnover ratio: 1.1

Steals/game: 7.6

Blocks/game: 3.2



# New Mexico's Last Time Out

## Official Basketball Box Score -- Game Totals -- Final Statistics

Colorado State vs New Mexico

02/21/17 8 p.m. MT at WisePies Arena - The Pit

Colorado State 68 • 19-9, 11-4 MW

##	Player		Total		3-Ptr	Rebounds			PF	TP	A	TO	Blk	Stl	Min
			FG-FGA	FG-FGA	FT-FTA	Off	Def	Tot							
02	OMOGBU, Emmanuel	f	6-12	1-4	4-7	3	11	14	3	17	1	0	1	2	36
32	CARVACHO, Nico	f	3-5	0-0	0-0	2	2	4	2	6	3	1	0	2	26
03	CLAVELL, Gian	g	9-21	4-8	2-2	0	6	6	1	24	0	0	2	3	39
11	NIXON, Prentiss	g	4-13	1-7	2-3	0	3	3	3	11	0	2	0	1	36
22	PAIGE, J.D.	g	3-5	0-1	2-2	0	3	3	0	8	4	1	0	1	37
15	BONNER, Anthony		0-1	0-1	0-0	0	0	0	0	0	0	1	0	0	8
33	KOELLIKER, Braden		0-1	0-1	2-3	0	2	2	2	2	0	0	0	0	18
Team						2	1	3							
Totals			25-58	6-22	12-17	7	28	35	11	68	8	5	3	9	200

FG % 1st Half: 15-33 45.5% 2nd half: 10-25 40.0% Game: 25-58 43.1%  
 3FG % 1st Half: 3-14 21.4% 2nd half: 3-8 37.5% Game: 6-22 27.3%  
 FT % 1st Half: 3-5 60.0% 2nd half: 9-12 75.0% Game: 12-17 70.6%

Deadball  
Rebounds  
2

New Mexico 56 • 16-12, 9-7

##	Player		Total		3-Ptr	Rebounds			PF	TP	A	TO	Blk	Stl	Min
			FG-FGA	FG-FGA	FT-FTA	Off	Def	Tot							
20	LOGWOOD, Sam	f	4-7	1-2	2-2	0	5	5	4	11	1	1	0	1	29
24	JEFFERSON, Damien	f	1-7	0-2	1-4	0	3	3	3	3	0	1	0	0	25
11	AGET, Obij	c	5-7	0-0	0-0	1	2	3	1	10	0	1	1	0	25
04	BROWN, Elijah	g	8-18	4-7	0-0	1	5	6	0	20	2	3	0	0	37
05	HARRIS, Jalen	g	0-4	0-2	2-2	0	3	3	3	2	4	1	0	0	22
01	UGUAK, Aher		0-0	0-0	0-0	0	0	0	1	0	0	1	0	0	4
03	HUNTER, Jordan		2-3	2-3	0-0	0	4	4	0	6	2	2	0	0	18
14	KUIPER, Dane		0-2	0-1	2-4	0	2	2	2	2	1	1	0	2	22
23	FURSTINGER, Joe		0-0	0-0	0-0	0	0	0	4	0	0	0	0	0	5
55	MACDOUGALL, Connor		1-2	0-0	0-0	2	1	3	1	2	0	0	0	0	13
Team						0	4	4							
Totals			21-50	7-17	7-12	4	29	33	19	56	10	11	1	3	200

FG % 1st Half: 12-26 46.2% 2nd half: 9-24 37.5% Game: 21-50 42.0%  
 3FG % 1st Half: 3-7 42.9% 2nd half: 4-10 40.0% Game: 7-17 41.2%  
 FT % 1st Half: 2-4 50.0% 2nd half: 5-8 62.5% Game: 7-12 58.3%

Deadball  
Rebounds  
2

Officials: David Hall, Bob Staffen, Bert Smith

Technical fouls: Colorado State-None. New Mexico-None.

Attendance: 12078

Score by periods	1st	2nd	Total
Colorado State	36	32	68
New Mexico	29	27	56

	In Paint	Off T/O	2nd Chance	Fast Break	Bench
Points CSU	26	17	10	9	2
NM	22	4	2	0	10

Last FG - CSU 2nd-00:44, NM 2nd-00:33.  
 Largest lead - CSU by 13 2nd-04:43, NM by 1 1st-10:59.  
 CSU led for 38:24. NM led for 01:07. Game was tied for 00:29.

Score tied - 0 times.  
 Lead changed - 4 times.

# Last Time They Met

## Official Basketball Box Score -- Game Totals -- Final Statistics

### Wyoming vs New Mexico

01/21/17 6 p.m. MT at WisePies Arena - The Pit

#### Wyoming 71 • 13-7, 3-4 MW

##	Player		Total		3-Ptr	Rebounds			PF	TP	A	TO	Blk	Stl	Min
			FG-FGA	FG-FGA	FT-FTA	Off	Def	Tot							
05	Herndon, Alan	f	4-9	2-7	0-1	0	8	8	3	10	1	1	3	0	34
33	NAUGHTON, Jordan	f	2-5	0-0	0-0	2	1	3	2	4	0	2	0	0	19
03	AKA GORSKI,Alexander	g	4-12	4-10	0-0	1	3	4	2	12	2	1	0	1	32
11	LIEBERMAN, Jeremy	g	2-3	2-2	0-0	0	2	2	2	6	4	0	0	0	23
23	MCMANAMEN, Jason	g	0-5	0-3	0-1	0	2	2	2	0	5	0	0	0	27
01	JAMES, Justin		6-9	0-0	2-4	0	2	2	3	14	2	3	1	0	18
10	KELLEY, Cody		1-1	1-1	0-0	0	1	1	1	3	2	1	0	1	9
20	DALTON, Hayden		5-14	2-6	5-5	4	9	13	4	17	0	4	2	0	27
24	ADAMS, Louis		2-3	0-0	1-2	0	1	1	0	5	1	1	0	0	11
Team						0	3	3							
Totals			26-61	11-29	8-13	7	32	39	19	71	17	13	6	2	200

FG % 1st Half: 13-31 41.9% 2nd half: 13-30 43.3% Game: 26-61 42.6%  
 3FG % 1st Half: 7-13 53.8% 2nd half: 4-16 25.0% Game: 11-29 37.9%  
 FT % 1st Half: 5-7 71.4% 2nd half: 3-6 50.0% Game: 8-13 61.5%

Deadball  
Rebounds  
2,1

#### New Mexico 78 • 12-8, 5-3 MW

##	Player		Total		3-Ptr	Rebounds			PF	TP	A	TO	Blk	Stl	Min
			FG-FGA	FG-FGA	FT-FTA	Off	Def	Tot							
14	KUIPER, Dane	f	3-7	1-1	1-2	2	3	5	3	8	5	0	0	2	34
32	WILLIAMS, Tim	f	6-14	0-1	2-5	3	8	11	0	14	2	2	1	0	37
11	AGET, Obij	c	1-2	0-0	0-0	0	3	3	1	2	0	0	1	0	15
04	BROWN, Elijah	g	12-25	3-11	6-7	1	9	10	2	33	3	1	1	1	37
05	HARRIS, Jalen	g	2-4	1-2	2-2	0	2	2	3	7	2	0	0	0	27
03	HUNTER, Jordan		2-3	0-0	1-2	0	3	3	3	5	2	1	0	1	14
20	LOGWOOD, Sam		1-6	0-1	0-0	0	0	0	0	2	0	0	0	1	16
23	FURSTINGER, Joe		0-2	0-0	0-0	2	1	3	2	0	1	2	1	2	10
24	JEFFERSON, Damien		3-4	1-1	0-2	0	1	1	0	7	0	1	0	0	10
Team						0	0	0							
Totals			30-67	6-17	12-20	8	30	38	14	78	15	7	4	7	200

FG % 1st Half: 17-34 50.0% 2nd half: 13-33 39.4% Game: 30-67 44.8%  
 3FG % 1st Half: 2-8 25.0% 2nd half: 4-9 44.4% Game: 6-17 35.3%  
 FT % 1st Half: 2-4 50.0% 2nd half: 10-16 62.5% Game: 12-20 60.0%

Deadball  
Rebounds  
4,1

Officials: Michael Greenstein, Brent Meaux, Jon Stigliano

Technical fouls: Wyoming-None. New Mexico-None.

Attendance: 12501

Score by periods	1st	2nd	Total
Wyoming	38	33	71
New Mexico	38	40	78

	In	Off	2nd	Fast	
Points	Paint	T/O	Chance	Break	Bench
WY	24	1	11	16	39
NM	34	13	4	17	14

Last FG - WY 2nd-00:12, NM 2nd-04:19.

Largest lead - WY by 4 1st-16:33, NM by 9 2nd-04:19.

WY led for 04:08. NM led for 32:53. Game was tied for 02:57.

Score tied - 4 times.

Lead changed - 1 time.

# 2016-17 Wyoming's Roster

No.	Name	Pos.	Ht.	Wt.	Cl.	Hometown (Previous School)
0	Nyaires Redding	G	6-2	166	Jr.	Cleveland, Ohio (Washington State)
1	Justin James	G	6-7	180	So.	Port Saint Lucie, Fla. (Oldsmar Christian HS)
2	Andrew Moemeka	F	6-8	210	RFr.	Lake City, Fla. (Oldsmar Christian HS)
3	Alexander Aka Gorski	G	6-5	205	Jr.	Lund, Sweden (Sunrise Christian Academy)
5	Alan Herndon	F	6-9	210	Jr.	Colorado Springs, Colo. (Widefield HS)
10	Cody Kelley	G	5-11	180	RFr.	Gillette, Wyo. (Elev8)
11	Jeremy Lieberman	G	6-1	175	Jr.	Malibu, Calif. (Calabasas HS)
13	Sam Averbuck	G	6-4	185	RFr.	Santa Rosa, Calif. (Suffield Academy)
14	Austin Mueller	F	6-6	200	Fr.	Highlands Ranch, Colo. (ThunderRidge HS)
15	Brodricks Jones	F	6-10	220	So.	Los Angeles, Calif. (UTEP)
20	Hayden Dalton	F	6-8	185	Jr.	Parker, Colo. (Central Wyoming)
21	Jonathan Barnes	F	6-10	245	Jr.	Parker, Colo. (Ponderosa HS)
23	Jason McManamen	G	6-5	195	Sr.	Torrington, Wyo. (Torrington HS)
24	Louis Adams	G	6-4	185	Jr.	Chicago, Ill. (Odessa College)
25	Morris Marshall	G	6-4	180	Sr.	White Springs, Fla. (Sante Fe JC)
33	Jordan Naughton	F	6-10	225	So.	Rancho Cucamonga, Calif. (Etiwanda HS)

## Coaches

Head Coach: Allen Edwards (Kentucky '02)

Assistant Coach: Jeremy Shyatt (Clemson '03)

Assistant Coach: Tony Pujol (Sterling '89)

Assistant Coach: Jermaine Kimbrough (Virginia Tech '01)



# 2016-17 Wyoming's Season Stats



## 2016-17 Wyoming Cowboys Basketball

Wyoming Cowboys Combined Team Statistics (as of Feb 18, 2017)

### All games



RECORD:	OVERALL	HOME	AWAY	NEUTRAL
ALL GAMES	16-12	12-3	3-8	1-1
CONFERENCE	6-9	4-3	2-6	0-0
NON-CONFERENCE	10-3	8-0	1-2	1-1

#	Player	gp-gs	min	avg	Total		3-Point		F-Throw		Rebounds				pf	dq	a	to	blk	stl	pts	avg
					fg-fga	fg%	3fg-fga	3fg%	ft-fa	ft%	off	def	tot	avg								
01	JAMES, Justin	27-0	660	24.4	135-294	.459	33-77	.429	102-136	.750	29	103	132	4.9	72	5	48	63	17	20	405	15.0
20	DALTON, Hayden	28-1	741	26.5	102-241	.423	34-112	.304	109-130	.838	45	192	237	8.5	71	1	76	74	25	15	347	12.4
23	MCMANAMEN, Jason	28-28	948	33.9	96-286	.336	64-203	.315	77-107	.720	11	81	92	3.3	73	0	70	37	1	17	333	11.9
05	Herndon, Alan	28-28	886	31.6	109-244	.447	40-111	.360	50-78	.641	34	141	175	6.3	71	3	32	40	58	17	308	11.0
03	AKA GORSKI,Alexand	24-14	566	23.6	68-174	.391	41-128	.320	27-34	.794	8	54	62	2.6	53	1	45	24	1	16	204	8.5
24	ADAMS, Louis	24-14	354	14.8	54-128	.422	12-34	.353	65-84	.774	8	53	61	2.5	45	1	25	34	5	12	185	7.7
33	NAUGHTON, Jordan	28-26	389	13.9	55-94	.585	0-0	.000	26-48	.542	39	54	93	3.3	58	0	8	19	16	4	136	4.9
11	LIEBERMAN, Jeremy	27-27	589	21.8	49-117	.419	18-65	.277	10-13	.769	5	45	50	1.9	65	1	60	38	2	22	126	4.7
10	KELLEY, Cody	25-1	315	12.6	23-70	.329	15-49	.306	9-17	.529	7	28	35	1.4	51	1	42	22	1	13	70	2.8
02	MOEMEKA, Andrew	17-0	115	6.8	11-16	.688	0-0	.000	3-4	.750	17	31	48	2.8	28	0	1	16	9	10	25	1.5
25	MARSHALL, Morris	13-0	84	6.5	7-22	.318	3-8	.375	7-9	.778	4	11	15	1.2	7	0	4	2	1	2	24	1.8
21	BARNES, Jonathan	11-1	50	4.5	3-7	.429	0-0	.000	6-10	.600	4	9	13	1.2	8	0	0	3	1	1	12	1.1
13	AVERBUCK, Sam	4-0	28	7.0	1-4	.250	0-1	.000	2-2	1.000	1	1	2	0.5	3	0	4	0	0	0	4	1.0
Team											41	51	92		2		5					
Total.....		28	5725		713-1697	.420	260-788	.330	493-672	.734	253	854	1107	39.5	607	13	415	377	137	149	2179	77.8
Opponents.....		28	5725		707-1771	.399	193-610	.316	515-713	.722	315	817	1132	40.4	615	-	330	352	91	195	2122	75.8

TEAM STATISTICS	WY	OPP	Date	Opponent	Score	Att.
SCORING	2179	2122	11/11/16	WESTERN STATE	w 88-49	5008
Points per game	77.8	75.8	11/14/16	at Montana	w 73-72	3318
Scoring margin	+2.0	-	11/19/16	SOUTH DAKOTA STATE	w 77-67	6833
FIELD GOALS-ATT	713-1697	707-1771	11/22/16	at Pacific	L 65-73	1730
Field goal pct	.420	.399	11/25/16	at CAL	L 61-71	8355
3 POINT FG-ATT	260-788	193-610	11/30/16	DENVER	w 82-70	4106
3-point FG pct	.330	.316	12/03/16	UNI	w 81-73	5539
3-pt FG made per game	9.3	6.9	12/05/16	COLORADO CHRISTIAN	w 67-60	3204
FREE THROWS-ATT	493-672	515-713	12/10/16	MONTANA	w 85-83	4749
Free throw pct	.734	.722	12/17/16	CORNELL	w 97-78	3929
F-Throws made per game	17.6	18.4	12/19/16	TROY	w 72-66	3204
REBOUNDS	1107	1132	12/22/16	vs DEPAUL	w 72-58	0
Rebounds per game	39.5	40.4	12/23/16	vs USC	Lot 92-94	2270
Rebounding margin	-0.9	-	* 12/28/16	AIR FORCE	w 84-72	5021
ASSISTS	415	330	* 12/31/16	at UNLV	L 75-81	9352
Assists per game	14.8	11.8	* 01/04/17	at Fresno State	L 70-85	6437
TURNOVERS	377	352	* 01/11/17	UTAH STATE	w 95-87	4547
Turnovers per game	13.5	12.6	* 01/14/17	NEVADA	L 74-89	4794
Turnover margin	-0.9	-	* 1/18/17	at San Jose State	w 80-70	1468
Assist/turnover ratio	1.1	0.9	* 01/21/17	at New Mexico	L 71-78	12501
STEALS	149	195	* 01/25/17	UNLV	w 66-65	5019
Steals per game	5.3	7.0	* 01/28/17	BOISE STATE BRONCOS	L 65-80	6552
BLOCKS	137	91	* 01-31-17	at SAN DIEGO STATE	L 68-77	11883
Blocks per game	4.9	3.3	* 2/4/17	at Air Force	w 83-74	3852
ATTENDANCE	72473	75613	* 02/08/17	FRESNO STATE	Wo4 102-100	4156
Home games-Avg/Game	15-4832	11-6668	* 02/11/17	at Utah State	L 74-81	7027
Neutral site-Avg/Game	-	2-1135	* 02/14/17	COLORADO STATE	L 73-78	5812
			* 02/18/17	at Boise State Broncos	L 87-91	7420

Score by Periods	1st	2nd	OT	OT2	OT3	OT4	Totals
Wyoming Cowboys	1062	1073	15	12	5	12	2179
Opponents	966	1112	17	12	5	10	2122

\* = Conference game

# 2016-17 Wyoming's Conference Stats



## 2016-17 Wyoming Cowboys Basketball Wyoming Cowboys Combined Team Statistics (as of Feb 18, 2017) Conference games



RECORD:	OVERALL	HOME	AWAY	NEUTRAL
ALL GAMES	6-9	4-3	2-6	0-0
CONFERENCE	6-9	4-3	2-6	0-0
NON-CONFERENCE	0-0	0-0	0-0	0-0

#	Player	gp-gs	min	avg	Total		3-Point		F-Throw		Rebounds				pf	dq	a	to	blk	stl	pts	avg
					fg-fga	fg%	3fg-fga	3fg%	ft-fga	ft%	off	def	tot	avg								
01	JAMES, Justin	15-0	349	23.3	67-150	.447	18-38	.474	51-72	.708	14	63	77	5.1	48	4	27	35	9	11	203	13.5
20	DALTON, Hayden	15-0	402	26.8	57-139	.410	18-63	.286	54-64	.844	24	101	125	8.3	44	1	36	45	11	6	186	12.4
05	Herndon, Alan	15-15	494	32.9	60-147	.408	24-70	.343	35-53	.660	17	84	101	6.7	42	2	19	18	34	9	179	11.9
23	MCMANAMEN, Jason	15-15	499	33.3	43-150	.287	27-101	.267	25-37	.676	6	41	47	3.1	43	0	42	17	0	7	138	9.2
03	AKA GORSKI,Alexand	13-8	315	24.2	43-102	.422	25-73	.342	15-20	.750	5	32	37	2.8	25	0	19	11	0	10	126	9.7
24	ADAMS, Louis	13-7	201	15.5	32-73	.438	7-18	.389	37-51	.725	5	27	32	2.5	24	1	11	13	3	7	108	8.3
11	LIEBERMAN, Jeremy	14-14	344	24.6	34-65	.523	13-33	.394	3-6	.500	1	19	20	1.4	39	0	32	19	1	12	84	6.0
33	NAUGHTON, Jordan	15-14	218	14.5	29-54	.537	0-0	.000	11-21	.524	18	18	36	2.4	35	0	4	10	10	2	69	4.6
10	KELLEY, Cody	14-1	158	11.3	12-37	.324	7-25	.280	7-9	.778	5	12	17	1.2	27	0	24	9	0	7	38	2.7
02	MOEMEKA, Andrew	8-0	62	7.8	10-13	.769	0-0	.000	1-1	1.000	11	16	27	3.4	14	0	1	9	5	6	21	2.6
25	MARSHALL, Morris	6-0	40	6.7	2-7	.286	1-1	1.000	6-7	.857	2	4	6	1.0	4	0	2	1	0	1	11	1.8
21	BARNES, Jonathan	5-1	16	3.2	1-3	.333	0-0	.000	0-2	.000	1	3	4	0.8	3	0	0	1	0	0	2	0.4
13	AVERBUCK, Sam	1-0	2	2.0	0-0	.000	0-0	.000	2-2	1.000	0	0	0	0.0	1	0	0	0	0	0	2	2.0
Team											26	30	56		1		3					
Total.....		15	3100		390-940	.415	140-422	.332	247-345	.716	135	450	585	39.0	350	8	217	191	73	78	1167	77.8
Opponents.....		15	3100		398-956	.416	106-317	.334	306-427	.717	172	462	634	42.3	322	-	193	175	52	102	1208	80.5

TEAM STATISTICS	WY	OPP	Date	Opponent	Score	Att.
SCORING	1167	1208	* 12/28/16	AIR FORCE	w 84-72	5021
Points per game	77.8	80.5	* 12/31/16	at UNLV	L 75-81	9352
Scoring margin	-2.7	-	* 01/04/17	at Fresno State	L 70-85	6437
FIELD GOALS-ATT	390-940	398-956	* 01/11/17	UTAH STATE	w 95-87	4547
Field goal pct	.415	.416	* 01/14/17	NEVADA	L 74-89	4794
3 POINT FG-ATT	140-422	106-317	* 1/18/17	at San Jose State	w 80-70	1468
3-point FG pct	.332	.334	* 01/21/17	at New Mexico	L 71-78	12501
3-pt FG made per game	9.3	7.1	* 01/25/17	UNLV	w 66-65	5019
FREE THROWS-ATT	247-345	306-427	* 01/28/17	BOISE STATE BRONCOS	L 65-80	6552
Free throw pct	.716	.717	* 01-31-17	at SAN DIEGO STATE	L 68-77	11883
F-Throws made per game	16.5	20.4	* 2/4/17	at Air Force	w 83-74	3852
REBOUNDS	585	634	* 02/08/17	FRESNO STATE	Wo4 102-100	4156
Rebounds per game	39.0	42.3	* 02/11/17	at Utah State	L 74-81	7027
Rebounding margin	-3.3	-	* 02/14/17	COLORADO STATE	L 73-78	5812
ASSISTS	217	193	* 02/18/17	at Boise State Broncos	L 87-91	7420
Assists per game	14.5	12.9				
TURNOVERS	191	175				
Turnovers per game	12.7	11.7				
Turnover margin	-1.1	-				
Assist/turnover ratio	1.1	1.1				
STEALS	78	102				
Steals per game	5.2	6.8				
BLOCKS	73	52				
Blocks per game	4.9	3.5				
ATTENDANCE	35901	59940				
Home games-Avg/Game	7-5129	8-7492				
Neutral site-Avg/Game	-	0-0				

\* = Conference game

Score by Periods	1st	2nd	OT	OT2	OT3	OT4	Totals
Wyoming Cowboys	579	551	8	12	5	12	1167
Opponents	538	635	8	12	5	10	1208

# Wyoming's Last Time Out



Official Basketball Box Score -- Game Totals -- Final Statistics  
**Wyoming Cowboys vs Boise State Broncos**  
**02/18/17 4 pm at Boise, Idaho (Taco Bell Arena)**



## Wyoming Cowboys 87 • 16-12 (6-9 MW)

##	Player		Total	3-Ptr	FT-FTA	Rebounds			PF	TP	A	TO	Blk	Stl	Min
			FG-FGA	FG-FGA		Off	Def	Tot							
05	Herndon, Alan	f	5-10	3-6	3-4	0	3	3	5	16	1	1	1	0	26
21	BARNES, Jonathan	f	1-2	0-0	0-0	0	1	1	0	2	0	1	0	0	5
11	LIEBERMAN, Jeremy	g	3-4	0-1	0-0	0	1	1	3	6	4	3	0	1	22
23	MCMANAMEN, Jason	g	3-15	1-9	3-4	0	3	3	2	10	1	1	0	1	37
24	ADAMS, Louis	g	6-9	1-1	5-5	4	4	8	5	18	1	3	2	1	23
01	JAMES, Justin		3-8	2-3	3-4	3	4	7	3	11	2	2	1	0	24
02	MOEMEKA, Andrew		0-0	0-0	0-0	1	4	5	3	0	1	0	1	1	9
03	AKA GORSKI,Alexander		4-9	2-7	0-0	0	3	3	1	10	3	1	0	1	22
20	DALTON, Hayden		4-11	3-5	3-3	1	4	5	2	14	3	1	0	0	26
25	MARSHALL, Morris		0-0	0-0	0-0	0	2	2	0	0	0	0	0	0	3
33	NAUGHTON, Jordan		0-1	0-0	0-0	0	0	0	0	0	0	0	0	0	3
Team						1	1	2							
Totals			29-69	12-32	17-20	10	30	40	24	87	16	13	5	5	200

FG % 1st Half: 14-34 41.2% 2nd half: 15-35 42.9% Game: 29-69 42.0%  
 3FG % 1st Half: 7-16 43.8% 2nd half: 5-16 31.3% Game: 12-32 37.5%  
 FT % 1st Half: 6-7 85.7% 2nd half: 11-13 84.6% Game: 17-20 85.0%

Deadball  
Rebounds  
2,1

## Boise State Broncos 91 • 17-8 (10-4 MW)

##	Player		Total	3-Ptr	FT-FTA	Rebounds			PF	TP	A	TO	Blk	Stl	Min
			FG-FGA	FG-FGA		Off	Def	Tot							
13	DUNCAN, Nick	f	3-7	2-6	2-2	0	2	2	2	10	4	1	1	1	34
33	WACKER, David	f	4-6	0-0	1-3	2	6	8	3	9	1	4	1	0	23
03	JESSUP, Justinian	g	0-4	0-3	0-0	0	0	0	0	0	1	1	1	0	17
15	HUTCHISON, Chandler	g	7-15	2-4	9-13	0	5	5	1	25	2	2	0	0	38
55	REID, James	g	4-5	2-3	2-2	0	2	2	5	12	2	0	0	0	14
00	DICKINSON, Marcus		0-2	0-1	1-2	0	3	3	1	1	1	0	0	0	11
05	HARWELL, Malek		0-0	0-0	2-2	0	0	0	0	2	0	0	0	0	2
10	JORCH, Robin		0-0	0-0	0-0	0	1	1	3	0	0	0	0	0	5
30	AUSTIN, Paris		10-16	1-3	6-7	0	6	6	2	27	6	2	0	1	34
34	HOBBS, Alex		2-5	1-1	0-2	0	1	1	0	5	1	1	0	2	22
Team						3	3	6							
Totals			30-60	8-21	23-33	5	29	34	17	91	18	11	3	4	200

FG % 1st Half: 13-27 48.1% 2nd half: 17-33 51.5% Game: 30-60 50.0%  
 3FG % 1st Half: 2-9 22.2% 2nd half: 6-12 50.0% Game: 8-21 38.1%  
 FT % 1st Half: 9-15 60.0% 2nd half: 14-18 77.8% Game: 23-33 69.7%

Deadball  
Rebounds  
4,2

Officials: Shawn Lehigh, Deron White, Casey McClellan  
 Technical fouls: Wyoming Cowboys-None. Boise State Broncos-None.  
 Attendance: 7420

Score by periods	1st	2nd	Total
Wyoming Cowboys	41	46	87
Boise State Broncos	37	54	91

	In	Off	2nd	Fast	
Points	Paint	T/O	Chance	Break	Bench
WY	30	10	8	8	35
BSU	36	18	4	4	35

Last FG - WY 2nd-00:04, BSU 2nd-02:06.  
 Largest lead - WY by 6 1st-06:48, BSU by 14 2nd-05:34.  
 WY led for 13:21. BSU led for 24:31. Game was tied for 02:08.

Score tied - 6 times.  
 Lead changed - 14 times.



# By The Numbers

## SINGLE GAME HIGHS (2016-17 SEASON)

### New Mexico

**Points:** 33 - Elijah Brown vs. Wyoming (1-21-17)  
**FG Made:** 13 - Tim Williams vs. Utah State (1-4-17)  
**FG Att:** 25 - Elijah Brown vs. Wyoming (1-21-17)  
**FG %\*:** .909 - Tim Williams vs. Houston Baptist (11-14-16)  
**3FG Made:** 5 - Elijah Brown at UNLV (2-1-17)  
**3FG Att:** 11 - Elijah Brown (2x)  
**FT Made:** 14 - Elijah Brown vs. Fresno State (12-28-16)  
**FT Att:** 14 - Elijah Brown (2x)  
**FT %\*:** 100% - 24 Times  
**Rebounds:** 11 - Tim Williams (4X)/ Joe Furstinger/Obij Aget  
**Assists:** 8 - Two players  
**Steals:** 4 - Two players  
**Blocks:** 7 - Obij Aget vs. UNLV (1-10-17)

\*Minimum eight attempts

### Opponents

**Points:** 45 - Jordan Caroline, Nevada (1-7-17)  
**FG Made:** 17 - Jordan Caroline, Nevada (1-7-17)  
**FG Att:** 29 - Jordan Caroline, Nevada (1-7-17)  
**FG %\*:** .889 - Deon Barrett, UTEP (12-7-16)  
**3FG Made:** 7 - Deon Barrett, UTEP (12-7-16)  
**3FG Att:** 12 - Three Players  
**FT Made:** 12 - Koby McEwen, Utah State (1-4-17)  
**FT Att:** 16 - Koby McEwen, Utah State (1-4-17)  
**FT %\*:** 1.000 - Seven Players  
**Rebounds:** 14 - Eli Chuha, NMSU (12-10-16)  
**Assists:** 12 - Dominic Artis, UTEP (12-7-16)  
**Steals:** 6 - Ethan Telfair, ISU (11-11-16)  
**Blocks:** 5 - Cameron Oliver, Nevada (1-7-17)

\*Minimum eight attempts

## NEW MEXICO'S RECORD WHEN...

	All Games	MW
Leading at the half:	10-4	5-3
Trailing at the half:	3-6	1-2
Tied at the half:	3-2	3-2
Outrebounding opponent:	11-2	5-1
Outrebounded by opponent:	4-9	4-5
Commit more turnovers than opponent:	5-9	3-6
Commit less turnovers than opponent:	8-2	4-1
Commit more than 10 turnovers:	12-11	7-6
Commit less than 10 turnovers:	3-1	2-1
When shooting 50.0% or higher:	7-1	4-1
When shooting less than 50.0%:	9-11	5-6
Overtime games:	0-1	0-1
More bench points than opponent:	13-7	7-5
Inside The Pit:	10-4	4-4
On the Road:	5-6	5-3
At a neutral site:	1-2	0-0
Against ranked teams:	0-1	0-0
In cherry jerseys:	3-5	3-1
In silver jerseys:	0-2	0-1
In white jerseys:	10-4	4-5
In anthracite jerseys:	1-1	1-0
In turquoise jerseys:	2-0	1-0
In November:	5-2	0-0
In December:	3-3	1-0
In January:	5-4	5-4
In February:	3-3	3-3
In March:	0-0	0-0
When UNM scores less than 50 points:	0-1	0-0
When UNM scores 50-60 points:	0-2	0-1
When UNM scores 60-70 points:	2-4	1-4
When UNM scores 70-80 points:	7-4	6-1
When UNM scores 80+ points:	7-1	2-1

## SCORING MARGIN BREAKDOWN

Total	1	2	3	4	5	6	7	8	9	10	11-15	16-20	21+
Win	1	0	1	0	2	1	2	0	1	0	4	2	1
Loss	1	0	0	1	2	0	1	0	0	1	3	1	1

**Dunks:** Logwood (11), Williams (11), Aget (29), Adams (7), Jefferson (3), Furstinger (6), MacDougall (3), Brown (3), Kuiper (3), Harris (3)  
**Charges:** Adams (5), Hunter (2), Brown (1), Harris (1)

## CHARTING THE NUMBERS

	Season	Career
<b>Double-Digit Scoring Games</b>		
Elijah Brown	26	57 (30-27)
Tim Williams	19	48 (27-21)
Obij Aget	6	23 (13-9)
Sam Logwood	9	19 (11-8)
Xavier Adams	1	5 (3-2)
Jalen Harris	3	3 (1-2)
Jordan Hunter	4	4 (2-2)
Dane Kuiper	6	7 (5-2)
Anthony Mathis	0	1 (1-0)
Damien Jefferson	6	6 (3-3)
Connor MacDougall	2	2 (2-0)
<b>40-Point Games</b>		
Elijah Brown		1 (0-1)
<b>30-Point Games</b>		
Tim Williams	2	2 (1-1)
Elijah Brown	1	6 (4-2)
<b>20-Point Games</b>		
Elijah Brown	11	29 (15-13)
Tim Williams	4	15 (10-5)
Sam Logwood	1	1 (1-0)
<b>Scoring Leaders</b>		
Elijah Brown	18	40 (22-18)
Tim Williams	10	17 (8-9)
Obij Aget	0	4 (1-3)
Sam Logwood	3	5 (4-1)
Dane Kuiper	1	1 (0-1)
<b>10+ Rebound Games</b>		
Tim Williams	4	10 (7-3)
Obij Aget	1	9 (5-4)
Elijah Brown	1	3 (1-2)
Joe Furstinger	1	1 (0-1)
<b>Rebounding Leaders</b>		
Tim Williams	13	32 (16-16)
Obij Aget	4	24 (13-10)
Elijah Brown	9	16 (11-5)
Sam Logwood	2	4 (4-0)
Tim Jacobs	0	2 (1-1)
Joe Furstinger	2	2 (0-3)
Damien Jefferson	1	1 (0-1)
Xavier Adams	1	1 (1-0)
Connor MacDougall	1	1 (1-0)
Jalen Harris	1	1 (0-1)
<b>Double-Doubles</b>		
Tim Williams	4	10 (7-3)
Obij Aget	1	9 (5-4)
Elijah Brown	1	3 (1-2)
<b>Assist Leaders</b>		
Elijah Brown	9	22 (12-10)
Sam Logwood	2	8 (3-5)
Dane Kuiper	1	3 (3-0)
Tim Williams	2	3 (3-0)
Joe Furstinger	1	2 (1-1)
Jordan Hunter	6	7 (5-2)
Aher Uguak	1	1 (1-0)
Xavier Adams	0	1 (1-0)
Jalen Harris	8	8 (1-7)
Anthony Mathis	1	1 (0-1)
Damien Jefferson	1	1 (1-0)

\* ( ) Team's record in those games

# The Last Time It Happened

## NEW MEXICO

**As A Team:**

Scored 100 Points:	104 - Nevada (1-7-17)
Scored 90-99 Points:	95 - Houston Baptist (11-14-16)
Scored 80-89 Points:	80 - at UNLV (2-1-17)
Scored Less Than 50 Points:	46 - at Arizo na (12-20-16)
Scored Less Than 40 Points:	34 - at #25 San Diego State (1-26-13)
Won By 40 Points:	W, 83-43 - UAPB (12-17-16)
Won By 30 Points:	W, 88-52 - Alabama A&M (11-17-13)
Won By 20 Points:	W, 85-55 - Air Force (1-27-16)
Lost By 20-29 Points:	L, 92-72 - Virginia Tech (11-24-16)
Lost By 30 Points:	L, 77-46 - at Arizona (12-20-16)
Shot 65% Or Better:	69.2% (27-39) - at Air Force (1-15-05)
Shot 60% Or Better:	64.9% (37-57) - CSUN (11-25-16)
Shot Less Than 35%:	33.8% (24-71) - at San Diego State (2-6-16)
Shot Less Than 30%:	26.2% (17-65) - at Arizona (12-20-16)
Shot 60% 3FG Or Better:	66.7% (6-9) - at CSU (1-14-17)
Shot Less Than 30% 3FG:	21.7% (5-23) - at Nevada (1-28-17)
Made 10 Three-Pointers:	11 (of 37) - at Air Force (2-20-16)
Shot 100% on Free Throws:	100% (17-17) - vs. Utah State (1-24-17)
Shot 95% On Free Throws:	95.5% (21-22) - at Boise State (1-17-17)
Shot 85% On Free Throws:	87.9% (29-33) - vs. Fresno State (12-28-16)
Shot Less Than 50% On FTs:	45.5% (5-11) - at Air Force (3-9-13)
Had 50 Rebounds:	58 - vs. UAB (11-21-13)
Had 20 Offensive Rebounds:	23 - at USC (11-21-15)
Had 20 Assists:	22 - Rice (12-19-15)
Had 20 Turnovers:	22 - UAPB (12-17-16)
Had Less Than 10 Turnovers:	5 - vs. Air Force (2-8-17)
Had 10 Steals:	10 - vs. Fresno State (12-28-16)
Had 10 Blocks:	12 - vs. UMass (11-22-13)
Had Two or More 20-Point Scorers:	vs. Nevada (1-7-17)

Had 6 Double-Digit Scorers:	Elijah Brown (26) & Tim Williams (26)
Had 5 Double-Digit Scorers:	North Dakota (1-7-12)
Had No Double-Digit Scorers:	Wyoming (1-16-16)
Had Two 10+ Rebounders:	at San Diego State (1-6-15)
	vs. Wyoming (1-21-15)
	Tim Williams (11) & Elijah Brown (10)

Scored 50 Points In 1st Half:	54 - CSUN (11-25-16)
Scored 50 Points In 2nd Half:	50 - vs. Nevada (1-7-17)
Scored 20 Or Fewer Points In 1st Half:	16 - at Arizona (12-20-16)
Scored 20 Or Fewer Points In 2nd Half:	15 - at #25 San Diego State (1-26-13)
Failed To Make a 3FG:	(0-10) - vs. Washington State (12-25-15)
Defeated a Ranked Team:	W, 66-53 vs. #24/#24 Colorado State (1-3-15)
Lost To a Ranked Team:	L, 77-46 - at No. 18/18 Arizona (12-20-16)
Won an OT Game:	W, 52-49 vs. Wyoming (3-7-15)
Lost an OT Game:	L, 105-104 vs. Nevada (1-7-17)
Won a 2OT Game:	W, 97-94 vs. UAB (11-21-13)
Lost a 2OT Game:	L, 73-76 at Dayton (1-1-10)
Won a 3OT Game:	W, 104-99, Fresno State (3-8-96)
Lost a 3OT Game:	Never

**As An Individual:**

Had a Triple-Double:	Luc Longley (17 pts, 14 rebs, 10 assts) vs. Penn State (3-28-90)
Had a Double-Double (Pts/Reb):	Objig Aget (15/11) at UNLV (2-1-17)
Had a Double-Double (Pts/Asst):	Kendall Williams (11 pts & 10 assts) at Nevada (3-2-14)
Scored 20+ Pts with 10+ Rebs:	Tim Williams (31 pts & 11 rebs) Houston Baptist (11-14-16)
Scored 30 Points:	Elijah Brown (30) vs. Wyoming (1-21-17)
Scored 30 Points (MW Only):	Elijah Brown vs. Wyoming (1-21-17)
Scored 20 Points:	Elijah Brown (20) - vs. CSU (2-21-17)
Scored 20 Points (MW Only):	Elijah Brown (20) - vs. CSU (2-21-17)
Had 20 Rebounds:	Drew Gordon (20) UNLV (2-18-12)
Had 15 Rebounds:	Tim Williams (15) at USC (11-21-15)
Had 10 Assists:	Kendall Williams (10) at Nevada (3-2-14)
Had 5 Steals:	Demetrius Walker (5) Montana (12-20-11)
Had 5 Blocks:	Objig Aget (5) - vs. Fresno State (2-18-17)

## VERSUS NEW MEXICO

**As A Team:**

Scored 100 Points:	105 - Nevada (1-7-17)
Scored 90 Points:	92 - Virginia Tech (11-24-16)
Scored 80-89 Points:	82 - at Nevada (1-28-17)
Scored Less Than 50 Points:	49 - Wyoming (3-7-15)
Scored Less Than 40 Points:	38 - Wyoming (2-11-12)
Shot 50% Or Better:	54.0% (27-50) - SJSU (2-4-17)
Shot Less Than 35%:	30.4% (17-56) - San Jose State (2-13-16)
Shot Less Than 30%:	26.3% (15-57) - UAPB (12-17-16)
Shot 50% 3FG Or Better:	50.0% (11-22) - NMSU (12-10-16)
Shot Less Than 20% 3FG:	14.8% (4-27) - at San Diego State (2-6-16)
Made 10 Three-Pointers:	11 (of 23) - at Nevada (1-28-17)
Shot 75% On Free Throws:	76.5% (13-17) - Boise State (2-14-17)
Shot Less Than 50% On FT's:	43.8% (7-16) - Boise State (2-17-16)
Had 50 Rebounds:	51 - at Purdue (12-5-15)
Had 20 Offensive Rebounds:	21 - at Fresno State (1-2-16)
Had 20 Assists:	25 - Nevada (1-7-17)
Had 20 Turnovers:	22 - UAPB (12-17-16)
Had Less Than 10 Turnovers:	5 - vs. CSU (2-21-17)
Had 10 Steals:	12 - Fresno State (2-18-17)
Had 10 Blocks:	11 - at USC (11-21-15)
Had 40-Point and 20 Point Scorers:	Nevada (1-7-17)

	Jordan Caroline (45) & Marcus Marshall (26)
Had 30-Point and 20-Point Scorers:	Fresno State (2-27-16)
	Marvelle Harris (32) & Julien Lewis (21)

Had Two or More 20-Point Scorers:	UNLV (2-1-17)
	Tyrell Green (25) & Jovan Mooring (23)

Had 6 Double-Digit Scorers:	TCU (2-25-12)
Had 5 Double-Digit Scorers:	at Boise State (1-17-17)
Had No Double-Digit Scorers:	ULM (12-13-14)
Had Two 10+ Rebounders:	NMSU (12-10-16)

	Eli Chuha (14) & Jemerrio Jones (10)
Scored 50+ Points In 1st Half:	50 - UTEP (12-3-06)
Scored 50+ Points In 2nd Half:	63 - Nevada (1-7-17)
Scored 20 Or Less Points In 1st Half:	18 - Utah State (1-9-16)
Scored 20 Or Less In 2nd Half	19 - New Mexico State (12-3-14)
Scored 15 Or Less Points In 1st Half:	11 - UAPB (12-17-16)
Failed To Make a 3FG:	(0-7) - New Mexico State (12-16-15)

**As An Individual:**

Had a Triple-Double:	Ethan Telfair (25 pts, 12 rebs, 10 assts) Idaho State (11-11-16)
----------------------	---

Had a Double-Double (Pts/Reb):	Emmanuel Omogbo (17/14) CSU (2-21-17)
--------------------------------	--

Had a Double-Double (Pts/Asst):	Dominic Artis (13 pts & 12 Assists) UTEP (12-7-16)
---------------------------------	---

Had 20+ Points & 10+ Rebounds	Emmanuel Omogbo (17/14) CSU (2-21-17)
-------------------------------	--

Scored 30+ Points in Back-to-Back Games Vs. UNM:	Derrick Marks Boise State
--	------------------------------

	31 points (1-18-15) & 30 points (2-24-15)
Scored 40 Points:	Jordan Caroline (45) - Nevada (1-7-17)
Scored 40 Points (MW Only):	Jordan Caroline (45) - Nevada (1-7-17)
Scored 30 Points:	Chandler Hutchison (31) - Boise State (2-14-17)
Scored 30 Points (MW Only):	Chandler Hutchison (31) - Boise State (2-14-17)
Scored 20 Points:	Gian Clavell (24) - CSU (2-21-17)
Scored 20 Points (MW Only):	Gian Clavell (24) - CSU (2-21-17)
Had 20 Rebounds:	Ryan Watkins (22) - Boise State (1-21-14)
Had 15 Rebounds:	Cameron Oliver (26 pts) - Nevada (3-10-16)
Had 10 Assists:	Dominic Artis (12) - UTEP (12-7-16)
Had 5 Steals:	Gian Clavell (5) - at CSU (1-14-17)
Had 5 Blocks:	Cameron Oliver (5) - Nevada (1-7-17)

# Welcome to The Pit, A Mile High and Louder Than...



## WHAT THEY ARE SAYING

"What a terrific atmosphere for college basketball. Great building... Great history... 18,000 screaming fans. It's big time college hoops, baby!"  
- Dick Vitale, ESPN

"I consider the game we played in Albuquerque in 1978 one of the most exciting of my career. The Pit is the toughest place to play because of their tremendous atmosphere."

-Jim Boeheim, Syracuse head coach

"When you go into a place like The Pit, there will be challenge different from a regular road game. The crowd can dictate the tempo and momentum. The Pit crowd forces you to be patient."

-Lute Olsen, former Arizona head coach

"A mile high but 37 feet underground, the Pit in Albuquerque has been the site of many mind-blowing college basketball games, including North Carolina State's upset of Houston in '83 and just about any New Mexico home game. The noise created by fans, which has been measured at 125 decibels -- the pain threshold for the human ear is 130 -- is a palpable force."

-Sports Illustrated

- Voted one of "The Top Five Loudest, Most Intimidating Places to Play" by NCAA.com
- Ranked in the top 20 sporting venues of the 20th century by Sports Illustrated
- USA Today ranked The Pit in its "Ten Great Places to Get Pumped for NCAA Action"
- According to Fox Sports, it's one of the top ten "old school" college basketball arenas in the country

## THE GREATEST GAME EVER PLAYED



WisePies Arena - The Pit was the site of one of the greatest college basketball games ever played. It hosted the 1983 national championship game that saw the NC State Wolfpack upset Hakeem Olajuwon, Clyde Drexler and the Houston Cougars. Coach Jimmy Valvano and the Wolfpack downed the Cougars on a last second put back by Lorenzo Charles. The iconic shot of the late Valvano running onto the court looking for a hug is one of the lasting images in college basketball history.

## ABOUT THE PIT

- Built in 1966 (\$1.4 million)
- Capacity of 15,411 (previously 18,018)
- \$60 million renovation was completed in 2010
- New floor installed before the 2013-14 season
- Seating includes 40 suites and a club area
- Officially named WisePies Arena on Dec. 1, 2014 after \$5 million gift for naming rights by local New Mexico business. It is still referred to as The Pit, its officially-recognized nickname.
- Less than 30 of 345 NCAA Division I basketball programs play in a college-only arena named after a business or organization founded or headquartered in its home state.
- The Lobos have averaged an astounding 15,410 fans in 49 out of 50 years, an amazing 95% of capacity
- Has ranked in the top 25 in attendance nationally every season since the 1966-67 season with 35 seasons in the top ten in the NCAA in attendance
- Led the Mountain West in attendance in 11 of the conference's 16 years of existence
- New Mexico's all-time winning percentage in WisePies Arena - The Pit is over 81 percent.
- The floor is named Bob King Court in honor of the former head coach who led the Lobos from 1963 to 1972.



# The 2016-17 Lobo Men's Basketball Program





# The 2016-17 Lobos



**Aher Uguak**  
6'7" - 206 lbs. - Freshman - Guard/Forward  
Edmonton, Canada (Harry Ainlay HS)

## NOTEWORTHY :

- Graduated and played at Harry Ainlay HS
- Two-time Provincial Champion
- Rated as one of the best high school players in Western Canada
- Played for Drive Elite's summer team
- Named 2015 Alberta NPH Showcase Camp MVP

## GAME-BY-GAME STATISTICS

Opponent	Date	GS	Min	FG-A	3FG-A	FT-A	O-D-TR	PF	A	TO	B	S	PTS
Idaho State	11-11-16	7	0-1	0-0	0-0	1-0-1	0	0	1	0	0	0	0
Houston Baptist	11-14-16	14	2-3	1-1	0-0	0-1-1	2	1	0	0	2	5	0
New Mexico State	11-18-16	3	0-1	0-0	0-0	1-0-1	0	0	0	0	0	0	0
vs. Virginia Tech	11-24-16	11	0-1	0-0	2-2	0-0-0	0	0	0	0	0	2	0
vs. CSUN	11-25-16	9	1-1	0-0	0-2	0-0-0	0	0	0	0	2	2	0
vs. Dayton	11-27-16	2	0-0	0-0	0-0	0-0-0	1	0	0	0	0	0	0
Abilene Christian	11-30-16	10	0-1	0-1	0-0	0-0-0	0	1	0	0	0	0	0
at Illinois State	12-03-16					DNP							
UTEP	12-07-16					DNP							
at New Mexico S.	12-10-16					DNP							
Arkansas-Pine Bluff	12-17-16*	17	0-2	0-1	5-6	1-2-3	0	2	5	0	1	3	0
at Arizona	12-20-16*	10	0-2	0-2	0-0	1-0-1	0	0	0	0	0	0	0
Fresno State*	12-28-16					DNP							
at San Diego State*	01-01-17					DNP							
at Utah State*	01-04-17					DNP							
Nevada*	01-07-17	2	0-1	0-1	0-0	0-0-0	0	0	0	1	0	0	0
UNLV*	01-10-17					DNP							
at Colorado State*	01-14-17	5	0-0	0-0	0-2	1-1-2	0	1	0	0	0	0	0
at Boise State*	01-17-17					DNP							
Wyoming*	01-21-17					DNP							
Utah State*	01-24-17					DNP							
at Nevada*	01-28-17	8	1-3	0-2	0-0	1-0-1	1	0	1	0	0	2	0
at UNLV*	02-01-17	10	0-1	0-0	0-0	2-0-2	3	0	2	0	0	0	0
San Jose State*	02-04-17	16	1-1	0-0	0-0	1-1-2	3	1	1	0	0	2	0
at Air Force*	02-08-17	5	1-1	0-0	1-3	0-0-0	1	0	1	0	0	3	0
Boise State*	02-14-17					DNP							
at Fresno State*	02-18-17	3	0-0	0-0	0-0	0-0-0	0	1	0	0	0	0	0
Colorado State*	02-21-17	4	0-0	0-0	0-0	0-0-0	1	0	1	0	0	0	0
at Wyoming*	02-25-17												
San Diego State*	03-04-17												

## SEASON HIGHS

**Points:** 5 vs. Houston Baptist (11-14-16)  
**FG:** 2 vs. Houston Baptist (11-14-16)  
**FGA:** 3 (2x) Last time at Nevada (1-28-17)  
**3FG:** 1 vs. Houston Baptist (11-14-16)  
**3FGA:** 2 (2x) Last time at Nevada (1-28-17)  
**FT:** 5 vs. UAPB (12-17-16)  
**FTA:** 5 vs. UAPB (12-17-16)  
**Rebounds:** 3 vs. UAPB (12-17-16)  
**Assists:** 2 vs. UAPB (12-17-16)  
**Blocks:** 1 vs. Nevada (1-7-17)  
**Steals:** 2 (2x) Last Time vs. CSUN (11-25-16)  
**Minutes Played:** 17 vs. UAPB (12-17-16)

## CAREER HIGHS

**Points:** 5 vs. Houston Baptist (11-14-16)  
**FG:** 2 vs. Houston Baptist (11-14-16)  
**FGA:** 3 (2x) Last time at Nevada (1-28-17)  
**3FG:** 1 vs. Houston Baptist (11-14-16)  
**3FGA:** 2 (2x) Last time vs. Nevada (1-28-17)  
**FT:** 5 vs. UAPB (12-17-16)  
**FTA:** 5 vs. UAPB (12-17-16)  
**Rebounds:** 3 vs. UAPB (12-17-16)  
**Assists:** 2 vs. UAPB (12-17-16)  
**Blocks:** 1 vs. Nevada (1-7-17)  
**Steals:** 2 (2x) Last Time vs. CSUN (11-25-16)  
**Minutes Played:** 17 vs. UAPB (12-17-16)

## MISCELLANEOUS STATISTICS

Led Team in Steals

**SEASON**  
1

**CAREER**  
1

## CAREER STATISTICS

Season	gp-gs	min/avg	Total fg-fga pct	3-Point fg-fga pct	F-Throws ft-fa pct	Rebounds off def tot avg	Scoring pts avg
2016-17	17-2	136/8.0	6-19 .316	1-8 .125	8-15 .533	9 5 14 0.8	21 1.2
TOTAL	17-2	136/8.0	6-19 .316	1-8 .125	8-15 .533	9 5 14 0.8	21 1.2

# The 2016-17 Lobos



**Jordan Hunter**  
5'11" - 180 lbs. - Sophomore - Guard  
Beaumont, Texas (Ozen HS)

## NOTEWORTHY :

- Led Lobos in assists with eight and steals with two in season opener
- Scored career-high 11 points in win over Boise State (1-17-17)
- Went a career-high 6-for-6 from FT line against Boise State (1-17-17)
- District Co-MVP as a senior in high school
- Reached the championship game of the 2015 Texas 5A state tournament

## GAME-BY-GAME STATISTICS

Opponent	Date	GS	Min	FG-A	3FG-A	FT-A	O-D-TR	PF	A	TO	B	S	PTS
Idaho State	11-11-16 *	34	1-6	0-3	4-6	1-5-6	3 8 2	0 2 6					
Houston Baptist	11-14-16 *	17	2-3	1-2	4-4	1-4-5	2 2 1	0 1 9					
New Mexico State	11-18-16 *	25	1-2	0-1	0-0	1-2-3	2 2 2	0 0 2					
vs. Virginia Tech	11-24-16 *	24	4-7	2-4	0-0	1-1-2	2 4 2	0 1 10					
vs. CSUN	11-25-16 *	30	2-5	1-1	4-4	0-1-1	2 4 1	0 2 9					
vs. Dayton	11-27-16 *	27	2-7	2-4	0-0	0-3-3	2 1 3	0 0 6					
Abilene Christian	11-30-16 *	22	0-2	0-0	0-0	0-2-2	1 1 1	0 0 0					
at Illinois State	12-03-16 *	27	2-8	0-2	2-2	0-2-2	5 7 2	0 1 6					
UTEP	12-07-16 *	33	4-6	2-3	0-0	0-4-4	2 6 3	0 0 10					
at New Mexico S.	12-10-16 *	12	1-3	0-1	0-0	1-1-2	1 0 0	0 0 2					
Arkansas-Pine Bluff	12-17-16	13	2-2	2-2	2-2	0-2-2	1 0 2	0 0 2					
at Arizona	12-20-16	12	0-1	0-0	1-2	0-0-0	2 0 2	0 0 1					
Fresno State*	12-28-16	15	2-3	0-1	0-0	0-1-1	1 1 1	0 1 4					
at San Diego State*	01-01-17	11	0-0	0-0	0-0	0-0-0	1 2 1	0 0 0					
at Utah State*	01-04-17				DNP								
Nevada*	01-07-17				DNP								
UNLV*	01-10-17	2	0-1	0-0	0-0	0-0-0	1 0 0	0 0 0					
at Colorado State*	01-14-17	21	2-5	1-1	0-0	0-2-2	3 2 2	0 0 5					
at Boise State*	01-17-17	20	2-5	1-2	6-6	1-1-2	2 2 1	0 1 11					
Wyoming*	01-21-17	14	2-3	0-0	1-2	0-3-3	3 2 1	0 1 5					
Utah State*	01-24-17	21	1-5	0-3	4-4	0-1-1	1 5 0	0 2 6					
at Nevada*	01-28-17	21	1-4	1-4	2-2	0-1-1	0 2 3	0 0 5					
at UNLV*	02-01-17	14	2-3	1-1	3-4	0-1-1	4 1 2	0 0 8					
San Jose State*	02-04-17	15	3-5	1-2	0-0	1-2-3	2 2 1	0 0 7					
at Air Force*	02-08-17	21	2-4	1-3	3-4	1-0-1	2 1 1	0 0 8					
Boise State*	02-14-17	27	3-3	0-0	3-3	0-1-1	1 5 1	0 0 9					
at Fresno State*	02-18-17	21	1-1	1-1	3-4	0-2-2	2 3 1	0 1 6					
Colorado State*	02-21-17	18	2-3	2-3	0-0	0-4-4	0 2 2	0 0 6					
at Wyoming*	02-25-17												
San Diego State*	03-04-17												

## SEASON HIGHS

**Points:** 11 vs. Boise State (1-17-17)  
**FG:** 4 (2x) Last time vs. UTEP (12-7-16)  
**FGA:** 8 vs. Illinois State (12-3-16)  
**3FG:** 2 (5x) Last time vs. CSU (2-21-17)  
**3FGA:** 4 (3x) Last time at Nevada (1-28-17)  
**FT:** 6 vs. Boise State (1-17-17)  
**FTA:** 6 (2x) Last time vs. Boise State (1-17-17)  
**Rebounds:** 6 vs. Idaho State (11-11-16)  
**Assists:** 8 vs. Idaho State (11-11-16)  
**Blocks:** N/A  
**Steals:** 2 (3x) Last time vs. Utah State (1-12-17)  
**Minutes Played:** 34 vs. Idaho State (11-11-16)

## CAREER HIGHS

**Points:** 11 vs. Boise State (1-17-17)  
**FG:** 4 (2x) Last time vs. UTEP (12-7-16)  
**FGA:** 8 vs. Illinois State (12-3-16)  
**3FG:** 2 (6x) Last time vs. UAPB (12-17-16)  
**3FGA:** 4 (3x) Last time at Nevada (1-28-17)  
**FT:** 6 vs. Boise State (1-17-17)  
**FTA:** 6 (2x) Last time vs. Boise State (1-17-17)  
**Rebounds:** 6 vs. Idaho State (11-11-16)  
**Assists:** 8 vs. Idaho State (11-11-16)  
**Blocks:** 1 vs. Northern Iowa (12-12-15)  
**Steals:** 3 vs. Utah State (1-9-16)  
**Minutes Played:** 34 vs. Idaho State (11-11-16)

## MISCELLANEOUS STATISTICS

	SEASON	CAREER
Double-Digit Scoring	3	4
Led Team in Blocks		1
Led Team in Assists	6	7
Led Team in Steals	3	3

## CAREER STATISTICS

Season	gp-gs	min/avg	Total fg-fga pct	3-Point fg-fga pct	F-Throws ft-fa pct	Rebounds off def tot avg	pf fo ast to blk stl	Scoring pts avg
2015-16	28-1	253/9.0	23-53 .434	10-24 .417	7-10 .700	3 23 26 0.9	22 0 31 26 1 14	63 2.3
2016-17	26-10	517/19.9	44-97 .454	19-44 .432	42-49 .857	8 46 54 2.1	49 1 65 38 0 15	149 5.7
TOTAL	54-11	770/14.3	67-150 .447	29-68 .426	49-59 .831	11 69 80 1.5	71 1 96 64 1 29	212 3.9

# The 2016-17 Lobos

4



**Elijah Brown**  
6'4" - 200 lbs. - RS-Junior - Guard  
Orange County, Calif. (Butler)

## NOTEWORTHY :

- Named MW Preseason Player of the Year
- 2017 Jerry West Award Watch List
- Has 1,221 career points at UNM, 34th Lobo to hit 1,000 point club
- 41 against Fresno State last season is most in WisePies Arena since 2003 for UNM
- 33 points against San Jose State last season is school record off the bench
- 15-for-15 FT shooting vs. Nevada last year was one short of school record
- Son of current NBA assistant coach Mike Brown (Warriors)

## GAME-BY-GAME STATISTICS

Opponent	Date	GS	Min	FG-A	3FG-A	FT-A	O-D-TR	PF	A	TO	B	S	PTS
Idaho State	11-11-16	*	30	5-13	1-6	3-4	1-3-4	3	4	6	0	1	14
Houston Baptist	11-14-16	*	28	1-8	0-5	4-4	0-2-2	1	5	4	0	2	6
New Mexico State	11-18-16	*	34	6-17	1-7	6-8	0-8-8	1	2	2	0	1	19
vs. Virginia Tech	11-24-16	*	25	5-13	2-7	4-6	1-3-4	3	0	2	0	0	16
vs. CSUN	11-25-16	*	28	7-11	3-5	4-6	1-2-3	3	7	2	0	1	21
vs. Dayton	11-27-16	*	32	4-14	3-8	5-5	0-5-5	1	3	3	0	0	16
Abilene Christian	11-30-16	*	32	5-12	2-4	1-3	0-9-9	1	2	0	0	2	13
at Illinois State	12-03-16	*	30	6-17	3-11	6-6	0-5-5	2	4	4	0	3	21
UTEP	12-07-16	*	35	8-13	3-7	6-11	0-6-6	0	0	3	0	2	25
at New Mexico S.	12-10-16	*	30	5-14	1-9	7-9	0-2-2	3	3	3	0	2	18
Arkansas-Pine Bluff	12-17-16		16	1-4	1-3	4-4	0-2-2	0	3	2	0	1	7
at Arizona	12-20-16		25	5-13	1-4	6-9	0-1-1	2	2	2	0	1	17
Fresno State*	12-28-16		30	2-10	1-4	14-14	0-3-3	3	3	4	1	1	19
at San Diego State*	01-01-17	*	36	5-13	4-6	8-8	0-2-2	3	1	3	0	2	22
at Utah State*	01-04-17	*	15	4-8	3-5	6-8	2-1-3	4	0	2	0	1	17
Nevada*	01-07-17	*	35	7-15	3-6	9-12	0-4-4	3	2	2	0	3	26
UNLV*	01-10-17	*	37	4-13	0-5	5-5	1-5-6	4	3	2	0	1	13
at Colorado State*	01-14-17	*	30	6-12	4-6	9-11	0-9-9	4	7	4	1	1	25
at Boise State*	01-17-17	*	33	4-13	2-6	6-7	0-7-7	2	4	4	0	1	16
Wyoming*	01-21-17	*	37	12-25	3-11	6-7	1-9-10	2	3	1	1	1	33
Utah State*	01-24-17	*	34	8-13	2-5	6-6	1-7-8	2	3	5	0	1	24
at Nevada*	01-28-17	*	38	5-16	3-9	5-7	1-4-5	1	5	6	0	1	18
at UNLV*	02-01-17	*	38	8-17	5-9	8-8	0-7-7	0	2	3	0	1	29
San Jose State*	02-04-17	*	39	6-18	4-6	5-6	0-8-8	2	6	1	0	0	21
at Air Force*	02-08-17	*	37	3-13	1-7	6-7	0-6-6	1	4	1	0	2	13
Boise State*	02-14-17	*	35	6-16	2-5	13-14	0-6-6	1	4	2	1	2	27
at Fresno State*	02-18-17	*	38	4-12	1-6	2-3	0-6-6	4	0	6	0	1	11
Colorado State*	02-21-17	*	37	8-18	4-7	0-0	1-5-6	0	2	3	0	0	20
at Wyoming*	02-25-17												
San Diego State*	03-04-17												

## SEASON HIGHS

**Points:** 33 vs. Wyoming (1-21-17)  
**FG:** 12 vs. Wyoming (1-21-17)  
**FGA:** 25 vs. Wyoming (1-21-17)  
**3FG:** 5 at UNLV (2-1-17)  
**3FGA:** 11 (2x) Last time vs. Wyoming (1-21-17)  
**FT:** 14 vs. Fresno State (12-28-16)  
**FTA:** 14 (2x) Last time vs. Boise State (2-14-17)  
**Rebounds:** 10 vs. Wyoming (1-21-17)  
**Assists:** 7 (2x) Last time vs. CSU (1-14-17)  
**Blocks:** 1 (2x) Last time vs. Wyoming (1-21-17)  
**Steals:** 3 (2x) Last time vs. Nevada (1-7-17)  
**Minutes Played:** 38 (2x) Last time at UNLV (2-1-17)

## CAREER HIGHS

**Points:** 41 vs. Fresno State (2-27-16)  
**FG:** 12 vs. Wyoming (1-21-17)  
**FGA:** 25 vs. Wyoming (1-21-17)  
**3FG:** 7 at Air Force (2-20-16)  
**3FGA:** 13 at Air Force (2-20-16)  
**FT:** 15 vs. Nevada (12-30-15)  
**FTA:** 15 vs. Nevada (12-30-15)  
**Rebounds:** 11 vs. Fresno State (2-27-16)  
**Assists:** 7 (2x) Last time vs. CSU (1-14-17)  
**Blocks:** 1 (4x) Last time vs. Wyoming (1-21-17)  
**Steals:** 3 (3x) Last time vs. Nevada (1-7-17)  
**Minutes Played:** 43 at San Diego State (2-6-16)

## MISCELLANEOUS STATISTICS

	SEASON	CAREER
30+ Scoring	1	6
20+ Scoring	11	29
10+ Rebounds	1	3
Double-Doubles	1	3
Double-Digit Scoring	26	57
Led Team in Scoring	18	40
Led Team in Assists	9	22
Led Team in Rebounds	9	16
Led Team in Steals	11	24
Led Team in Blocks	2	2

## CAREER STATISTICS

			Total		3-Point		F-Throws		Rebounds										Scoring	
Season	gp-gs	min/avg	fg-fga	pct	fg-fga	pct	ft-fta	pct	off	def	tot	avg	pf	fo	ast	to	blk	stl	pts	avg
2015-16	32-29	1078/33.7	194-453	.428	89-226	.394	217-255	.851	22	154	176	5.5	64	0	100	109	2	35	694	21.7
2016-17	28-25	894/31.9	150-381	.394	63-179	.352	164-198	.828	10	137	147	5.3	56	0	84	85	4	35	527	18.8
TOTAL	60-54	1972/32.9	344-834	.412	152-405	.375	381-453	.841	32	291	323	5.4	120	0	184	194	6	70	1221	20.4

# The 2016-17 Lobos



**Jalen Harris**  
6'2" - 156 lbs. - Freshman - Guard  
Wilson, N.C. (Word of God Academy)

## NOTEWORTHY :

- Had season-high 15 points against Nevada on 1-7-17
- Played at same high school as UK standout and NBA star John Wall
- Rated a top-15 recruit in the state of North Carolina
- Leader on Word of God basketball team that was rated in top-40 in N.C.
- Played for John Wall's summer team

## GAME-BY-GAME STATISTICS

Opponent	Date	GS	Min	FG-A	3FG-A	FT-A	O-D-TR	PF	A	TO	B	S	PTS
Idaho State	11-11-16	5	0-0	0-0	0-0	0-0-0	4	2	0	0	1	0	
Houston Baptist	11-14-16	23	4-4	1-1	4-6	0-1-1	1	4	3	0	1	13	
New Mexico State	11-18-16	15	0-2	0-0	0-0	0-3-3	2	1	2	0	2	0	
vs. Virginia Tech	11-24-16	16	2-3	0-0	1-1	0-0-0	1	3	1	0	0	5	
vs. CSUN	11-25-16	11	2-3	0-0	0-0	0-1-1	0	0	1	0	1	4	
vs. Dayton	11-27-16	13	0-0	0-0	0-0	0-0-0	2	1	1	0	0	0	
Abilene Christian	11-30-16	18	1-2	0-1	0-0	0-0-0	0	2	0	0	0	2	
at Illinois State	12-03-16	13	1-2	0-0	1-2	0-2-2	1	0	0	0	3	3	
UTEP	12-07-16	7	0-0	0-0	0-0	0-1-1	2	1	2	0	0	0	
at New Mexico S.	12-10-16	29	2-6	0-1	1-3	0-1-1	3	3	2	0	1	5	
Arkansas-Pine Bluff	12-17-16*	25	1-4	0-1	0-0	0-2-2	2	4	0	0	2	2	
at Arizona	12-20-16*	29	1-4	0-1	3-3	0-1-1	3	4	1	0	0	5	
Fresno State*	12-28-16*	27	2-4	0-0	5-6	0-2-2	2	3	1	0	1	9	
at San Diego State*	01-01-17*	30	4-6	0-1	1-3	0-2-2	3	2	1	1	0	9	
at Utah State*	01-04-17*	33	2-7	0-2	0-0	0-3-3	4	8	3	0	2	4	
Nevada*	01-07-17*	37	4-11	0-2	7-10	0-9-9	3	4	1	0	3	15	
UNLV*	01-10-17*	25	4-4	1-1	2-2	0-3-3	4	4	5	0	0	11	
at Colorado State*	01-14-17*	21	0-3	0-1	0-0	0-0-0	2	1	2	1	0	0	
at Boise State*	01-17-17*	23	2-3	0-0	2-2	0-2-2	0	1	0	0	1	6	
Wyoming*	01-21-17*	27	2-4	1-2	2-2	0-2-2	3	2	0	0	0	7	
Utah State*	01-24-17*	21	3-3	1-1	0-0	0-1-1	1	3	2	0	1	7	
at Nevada*	01-28-17*	19	2-3	1-1	2-2	0-1-1	4	3	1	0	0	7	
at UNLV*	02-01-17*	22	1-5	0-1	0-0	0-1-1	4	1	1	1	0	2	
San Jose State*	02-04-17*	25	1-4	0-1	2-2	1-3-4	2	2	1	0	2	4	
at Air Force*	02-08-17*	17	2-5	0-1	0-0	0-2-2	1	0	1	0	1	4	
Boise State*	02-14-17*	15	1-2	0-1	0-0	0-3-3	2	0	2	0	0	2	
at Fresno State*	02-18-17*	20	2-3	1-1	1-2	0-3-3	1	4	2	0	1	6	
Colorado State*	02-21-17*	22	0-4	0-2	2-2	0-3-3	3	4	1	0	0	2	
at Wyoming*	02-25-17												
San Diego State*	03-04-17												

## SEASON HIGHS

**Points:** 15 vs. Nevada (1-7-17)  
**FG:** 4 (4x) Last time vs. UNLV (1-10-17)  
**FGA:** 11 vs. Nevada (1-7-17)  
**3FG:** 1 (7x) Last time vs. Fresno State (2-18-16)  
**3FGA:** 2 (3x) Last time vs. CSU (2-21-17)  
**FT:** 7 vs. Nevada (1-7-17)  
**FTA:** 10 vs. Nevada (1-7-17)  
**Rebounds:** 9 vs. Nevada (1-7-17)  
**Assists:** 8 vs. Utah State (1-4-17)  
**Blocks:** 1 (3x) Last time at UNLV (2-1-17)  
**Steals:** 3 (2x) Last time vs. Nevada (1-7-17)  
**Minutes Played:** 37 vs. Nevada (1-7-17)

## CAREER HIGHS

**Points:** 15 vs. Nevada (1-7-17)  
**FG:** 4 (4x) Last time vs. UNLV (1-10-17)  
**FGA:** 11 vs. Nevada (1-7-17)  
**3FG:** 1 (7x) Last time vs. Fresno State (2-18-17)  
**3FGA:** 2 (3x) Last time vs. CSU (2-21-17)  
**FT:** 7 vs. Nevada (1-7-17)  
**FTA:** 10 vs. Nevada (1-7-17)  
**Rebounds:** 9 vs. Nevada (1-7-17)  
**Assists:** 8 vs. Utah State (1-4-17)  
**Blocks:** 1 (3x) Last time at UNLV (2-1-17)  
**Steals:** 3 (2x) Last time vs. Nevada (1-7-17)  
**Minutes Played:** 37 vs. Nevada (1-7-17)

## MISCELLANEOUS STATISTICS

	SEASON	CAREER
Double-Digit Scoring	3	3
Led Team in Steals	4	4
Led Team in Assists	8	8
Led Team in Blocks	2	2
Led Team in Rebounding	1	1

## CAREER STATISTICS

			Total		3-Point		F-Throws			Rebounds											Scoring	
Season	gp-gs	min/avg	fg-fga	pct	fg-fga	pct	ft-fga	pct	off	def	tot	avg	pf	fo	ast	to	blk	stl	pts	avg		
2016-17	28-18	588/21.0	46-100	.460	6-23	.261	36-48	.750	1	52	53	1.9	60	0	67	37	3	23	134	4.8		
TOTAL	28-18	588/21.0	46-100	.460	6-23	.261	36-48	.750	1	52	53	1.9	60	0	67	37	3	23	134	4.8		



# The 2016-17 Lobos



**Obij Aget**  
7'1" - 220 lbs. - Senior - Center  
Juba, South Sudan (La Lumiere HS)

## NOTEWORTHY :

- Set career high in blocks (7) vs. UNLV (1-10-17). Now has 123 in career.
- Has 490 career rebounds
- Had career-high 16 points in win over CSUN on 11-25-16
- Six games with perfect field goal percentage last year
- Academic All-MW selection
- From a family of 12 children

## GAME-BY-GAME STATISTICS

Opponent	Date	GS	Min	FG-A	3FG-A	FT-A	O-D-TR	PF	A	TO	B	S	PTS
Idaho State	11-11-16	*	20	2-3	0-0	0-0	0-3-3	1	0	0	3	0	4
Houston Baptist	11-14-16	*	17	0-1	0-0	2-2	0-1-1	1	1	0	0	0	2
New Mexico State	11-18-16	*	24	1-3	0-0	0-0	1-1-2	5	1	0	3	1	2
vs. Virginia Tech	11-24-16	*	14	2-5	0-0	1-1	0-3-3	0	0	0	1	0	5
vs. CSUN	11-25-16	*	19	6-6	0-0	4-5	1-1-2	4	1	0	0	1	16
vs. Dayton	11-27-16	*	9	1-1	0-0	0-0	2-1-3	1	0	0	0	0	2
Abilene Christian	11-30-16	*	18	4-6	0-0	4-5	2-3-5	1	0	0	0	0	12
at Illinois State	12-03-16	*	20	3-5	0-0	0-0	2-2-4	1	0	0	0	0	6
UTEP	12-07-16	*	24	4-5	0-0	1-2	1-3-4	0	0	0	1	1	9
at New Mexico S.	12-10-16	*	18	1-2	0-0	1-2	1-4-5	3	0	0	1	0	3
Arkansas-Pine Bluff	12-17-16	*	9	2-3	0-0	0-0	0-1-1	0	1	0	2	0	4
at Arizona	12-20-16	*	16	1-6	0-0	0-0	1-0-1	2	0	0	0	1	2
Fresno State*	12-28-16	*	23	6-8	0-0	0-0	2-4-6	4	1	2	1	1	12
at San Diego State*	01-01-17	*	10	0-0	0-0	0-0	0-2-2	2	0	0	1	0	0
at Utah State*	01-04-17	*	20	4-4	0-0	0-0	1-2-3	0	0	3	0	1	8
Nevada*	01-07-17	*	14	1-5	0-0	0-0	3-1-4	1	1	0	1	0	2
UNLV*	01-10-17	*	20	1-1	0-0	2-3	0-1-1	3	0	0	7	0	4
at Colorado State*	01-14-17	*	17	4-4	0-0	0-0	1-2-3	3	2	1	0	0	8
at Boise State*	01-17-17	*	22	1-4	0-0	2-2	2-2-4	3	0	0	0	1	4
Wyoming*	01-21-17	*	15	1-2	0-0	0-0	0-3-3	1	0	0	1	0	2
Utah State*	01-24-17	*	13	0-2	0-0	0-0	1-0-1	3	0	1	2	0	0
at Nevada*	01-28-17	*	24	1-3	0-0	0-0	0-4-4	3	0	0	0	1	2
at UNLV*	02-01-17	*	34	6-12	0-0	3-3	5-6-11	2	1	2	1	1	15
San Jose State*	02-04-17	*	13	1-3	0-0	0-0	2-0-2	1	1	2	0	1	2
at Air Force*	02-08-17	*	26	3-6	0-0	3-5	4-4-8	3	0	1	2	2	9
Boise State*	02-14-17	*	30	7-8	0-0	0-0	2-4-6	1	1	1	5	1	14
at Fresno State*	02-18-17	*	21	2-2	0-0	0-0	2-6-8	5	1	1	5	0	4
Colorado State*	02-21-17	*	25	5-7	0-0	0-0	1-2-3	1	0	1	1	0	10
at Wyoming*	02-25-17												
San Diego State*	03-04-17												

## SEASON HIGHS

**Points:** 16 vs. CSUN (11-25-16)  
**FG:** 7 vs. Boise State (2-14-17)  
**FGA:** 12 at UNLV (2-1-17)  
**3FG:** N/A  
**3FGA:** N/A  
**FT:** 4 (2x) vs. Abilene Christian (11-30-16)  
**FTA:** 5 (2x) Last time vs. Air Force (2-8-17)  
**Rebounds:** 11 at UNLV (2-1-17)  
**Assists:** 2 vs. CSU (1-14-17)  
**Blocks:** 7 vs. UNLV (1-10-17)  
**Steals:** 2 vs. Air Force (2-8-17)  
**Minutes Played:** 34 at UNLV (2-1-17)

## CAREER HIGHS

**Points:** 16 vs. CSUN (11-25-16)  
**FG:** 7 (2x) Last time vs. Boise State (2-14-17)  
**FGA:** 12 at UNLV (2-1-17)  
**3FG:** N/A  
**3FGA:** N/A  
**FT:** 5 (2x) Last Time vs. Rice (12-19-15)  
**FTA:** 8 vs. Rice (12-19-15)  
**Rebounds:** 14 at Nevada (3-5-16)  
**Assists:** 2 (3x) Last time vs. CSU (1-14-17)  
**Blocks:** 7 vs. UNLV (1-10-17)  
**Steals:** 3 (2x) Last Time vs. Nevada (12-30-15)  
**Minutes Played:** 42 vs. Wyoming (3-7-15)

## MISCELLANEOUS STATISTICS

	SEASON	CAREER
Led Team in Scoring		4
Double-Digit Scoring	6	23
10+ Rebounds	1	9
Double-Doubles	1	9
Led Team in Rebounding	4	24
Led Team in Blocks	14	45
Led Team in Steals	2	5

## CAREER STATISTICS

			Total		3-Point		F-Throws		Rebounds										Scoring	
Season	gp-gs	min/avg	fg-fga	pct	fg-fga	pct	ft-fa	pct	off	def	tot	avg	pf	fo	ast	to	blk	stl	pts	avg
2013-14	28-2	176/6.3	14-26	.538	0-0	.000	7-13	.538	13	24	37	1.3	30	1	2	7	5	1	35	1.3
2014-15	31-31	765/24.7	81-145	.559	0-0	.000	50-77	.649	60	108	168	5.4	80	4	8	43	42	16	212	6.8
2015-16	32-32	724/22.6	89-139	.640	0-0	.000	34-48	.708	67	115	182	5.7	98	3	11	44	38	7	212	6.6
2016-17	28-26	535/19.1	70-117	.598	0-0	.000	23-30	.767	37	66	103	3.7	55	2	12	15	38	13	163	5.8
TOTAL	119-91	2200/18.5	254-427	.595	0-0	.000	114-168	.679	177	313	490	4.1	263	10	33	109	123	37	622	5.2

# The 2016-17 Lobos

14



**Dane Kuiper**  
6'7" - 200 lbs. - Sophomore - Guard/Forward  
Wasilla, Alaska (Corona del Sol HS (Ariz.))

## NOTEWORTHY :

- Set career-highs of 17 points, field goals attempted (10) and minutes (37) against UNLV on 1-10-17
- Academic All-MW selection
- Rated as the top player in Arizona for the 2015 recruiting class
- Helped guide Tempe Corona del Sol to a pair of state championships
- One of five NCAA Division I players from the 2014-15 Corona del Sol Aztecs

## GAME-BY-GAME STATISTICS

Opponent	Date	GS	Min	FG-A	3FG-A	FT-A	O-D-TR	PF	A	TO	B	S	PTS
Idaho State	11-11-16					DNP							
Houston Baptist	11-14-16					DNP							
New Mexico State	11-18-16					DNP							
vs. Virginia Tech	11-24-16	11	0-2	0-1	0-0	0-1-1	1	0	1	1	0	0	
vs. CSUN	11-25-16	2	0-1	0-0	0-0	0-0-0	0	0	0	0	0	0	
vs. Dayton	11-27-16	11	1-2	1-1	0-0	0-2-2	4	2	1	0	1	3	
Abilene Christian	11-30-16 *	16	0-4	0-2	4-4	2-0-2	0	2	1	0	1	4	
at Illinois State	12-03-16	14	3-5	0-1	0-0	0-0-0	0	0	0	0	0	6	
UTEP	12-07-16	6	1-1	1-1	1-2	0-3-3	1	0	1	0	1	4	
at New Mexico S.	12-10-16	23	6-9	3-5	0-0	1-2-3	4	2	2	0	2	15	
Arkansas-Pine Bluff	12-17-16 *	25	5-9	3-6	1-1	1-3-4	1	3	3	1	2	14	
at Arizona	12-20-16 *	19	1-8	1-5	0-0	3-0-3	4	1	0	0	0	3	
Fresno State*	12-28-16 *	22	3-6	2-4	2-2	0-2-2	5	1	0	0	1	10	
at San Diego State*	01-01-17	20	3-5	2-3	0-0	1-7-8	1	3	1	1	2	8	
at Utah State*	01-04-17	19	1-2	1-2	0-0	0-2-2	3	2	1	0	1	3	
Nevada*	01-07-17 *	26	3-5	0-1	2-2	1-0-1	4	0	0	0	0	8	
UNLV*	01-10-17 *	37	6-10	3-5	2-2	0-4-4	1	3	3	0	1	17	
at Colorado State*	01-14-17 *	25	4-4	0-0	2-2	1-1-2	5	2	1	1	0	10	
at Boise State*	01-17-17 *	25	2-3	1-2	0-0	0-0-0	5	1	0	0	1	5	
Wyoming*	01-21-17 *	34	3-7	1-1	1-2	2-3-5	3	5	0	0	2	8	
Utah State*	01-24-17 *	35	4-9	0-3	0-0	0-4-4	2	2	1	0	0	8	
at Nevada*	01-28-17 *	26	1-8	0-6	0-0	0-0-0	3	1	2	0	2	2	
at UNLV*	02-01-17					DNP							
San Jose State*	02-04-17					DNP							
at Air Force*	02-08-17	21	4-7	4-5	0-0	0-2-2	3	0	0	1	0	12	
Boise State*	02-14-17	18	1-4	0-1	0-0	1-4-5	4	0	0	1	0	2	
at Fresno State*	02-18-17	17	0-4	0-3	0-0	0-0-0	1	0	0	1	1	0	
Colorado State*	02-21-17	22	0-2	0-1	2-4	0-2-2	2	1	1	0	2	2	
at Wyoming*	02-25-17												
San Diego State*	03-04-17												

## SEASON HIGHS

**Points:** 17 vs. UNLV (1-10-17)  
**FG:** 6 (2x) Last time vs. UNLV (1-10-17)  
**FGA:** 10 vs. UNLV (1-10-17)  
**3FG:** 4 vs. Air Force (2-8-17)  
**3FGA:** 6 (2x) Last time at Nevada (1-28-17)  
**FT:** 4 vs. Abilene Christian (11-30-16)  
**FTA:** 4 (2x) Last time vs. CSU (2-21-17)  
**Rebounds:** 8 vs. SDSU (1-1-17)  
**Assists:** 5 vs. Wyoming (1-21-17)  
**Blocks:** 1 (7x) Last time vs. Fresno State (2-18-17)  
**Steals:** 2 (6x) Last time vs. CSU (2-21-17)  
**Minutes Played:** 37 vs. UNLV (1-10-17)

## CAREER HIGHS

**Points:** 17 vs. UNLV (1-10-17)  
**FG:** 6 (2x) Last time vs. UNLV (1-10-17)  
**FGA:** 10 vs. UNLV (1-10-17)  
**3FG:** 4 vs. Air Force (2-8-17)  
**3FGA:** 6 (2x) Last time at Nevada (1-28-17)  
**FT:** 4 vs. Abilene Christian (11-30-16)  
**FTA:** 4 (2x) Last time vs. CSU (2-21-17)  
**Rebounds:** 8 vs. SDSU (1-1-17)  
**Assists:** 5 vs. Wyoming (1-21-17)  
**Blocks:** 2, Twice  
**Steals:** 2 (2x) Last time vs. CSU (2-21-17)  
**Minutes Played:** 37 vs. UNLV (1-10-17)


## MISCELLANEOUS STATISTICS

	SEASON	CAREER
Led Team in Scoring	1	1
Double-Digit Scoring	4	5
Led Team in Assists	1	3
Led Team in Blocks	1	2
Led Team in Steals	6	6

## CAREER STATISTICS

Season	gp-gs	min/avg	Total fg-fga pct	3-Point fg-fga pct	F-Throws ft-fla pct	Rebounds off def tot avg	pf fo ast to blk stl	Scoring pts avg
2015-16	25-0	207/8.3	12-37 .324	6-18 .333	7-9 .778	3 23 26 1.0	22 1 20 9 8 6	37 1.5
2016-17	23-11	474/20.6	52-117 .444	23-59 .390	17-21 .810	13 42 55 2.4	57 3 31 19 7 20	144 6.3
TOTAL	48-11	681/14.2	64-154 .416	29-77 .377	24-30 .800	16 65 81 1.7	79 4 51 28 15 26	181 3.8

# The 2016-17 Lobos



**Sam Logwood**  
6'7" - 210 lbs. - Junior - Guard/Forward  
Indianapolis, Ind. (La Lumiere HS)

## NOTEWORTHY :

- Had career high 20 points in season opener against Idaho State
- Career highs of three blocks, four steals at San Diego State last year
- Career highs of seven boards, five assists against Wyoming last year
- Academic All-MW selection in 2015

## GAME-BY-GAME STATISTICS

Opponent	Date	GS	Min	FG-A	3FG-A	FT-A	O-D-TR	PF	A	TO	B	S	PTS
Idaho State	11-11-16 *	32	7-10	1-2	5-5	1-2-3	2 4 3	0	1	20			
Houston Baptist	11-14-16 *	26	3-5	1-2	2-2	0-6-6	1 2 0	0	1	9			
New Mexico State	11-18-16 *	29	5-7	0-0	2-4	0-4-4	0 4 2	0	0	12			
vs. Virginia Tech	11-24-16 *	24	2-6	0-0	0-1	1-2-3	2 2 1	0	0	4			
vs. CSUN	11-25-16 *	29	5-6	0-0	3-4	0-0-0	3 1 0	1	1	13			
vs. Dayton	11-27-16 *	19	0-3	0-0	3-4	0-2-2	1 1 2	0	0	3			
Abilene Christian	11-30-16				DNP								
at Illinois State	12-03-16 *	21	1-3	1-1	2-2	1-3-4	0 2 2	0	0	5			
UTEP	12-07-16 *	27	4-7	1-2	2-4	1-1-2	0 6 1	0	0	11			
at New Mexico S.	12-10-16 *	11	0-2	0-0	0-0	1-1-2	1 0 2	0	0	0			
Arkansas-Pine Bluff	12-17-16	19	1-4	0-2	3-4	3-3-6	1 2 2	0	4	5			
at Arizona	12-20-16	10	0-2	0-0	0-0	0-0-0	0 1 1	0	1	0			
Fresno State*	12-28-16 *	28	0-4	0-0	1-2	1-5-6	1 0 3	0	1	1			
at San Diego State*	01-01-17 *	17	1-6	0-0	1-2	0-2-2	1 0 2	0	0	3			
at Utah State*	01-04-17 *	23	2-7	0-0	1-2	2-1-3	0 0 0	0	1	5			
Nevada*	01-07-17	29	4-7	1-3	0-2	0-4-4	2 0 0	1	1	9			
UNLV*	01-10-17	5	0-2	0-1	0-0	0-1-1	2 0 0	0	0	0			
at Colorado State*	01-14-17	13	1-3	0-0	2-4	0-1-1	3 0 1	0	0	4			
at Boise State*	01-17-17	22	6-7	1-1	3-3	1-3-4	2 0 1	0	1	16			
Wyoming*	01-21-17	16	1-6	0-1	0-0	0-0-0	0 0 0	0	1	2			
Utah State*	01-24-17	5	0-2	0-0	0-0	0-1-1	1 0 0	0	0	0			
at Nevada*	01-28-17	5	0-1	0-0	0-0	0-0-0	1 0 2	0	1	0			
at UNLV*	02-01-17	27	4-8	0-2	0-1	1-4-5	3 1 1	0	0	8			
San Jose State*	02-04-17 *	38	6-10	2-2	5-7	1-6-7	3 0 1	1	1	19			
at Air Force*	02-08-17 *	35	7-11	1-1	2-2	1-5-6	4 1 0	1	0	17			
Boise State*	02-14-17 *	33	2-9	0-1	2-4	1-5-6	2 2 5	0	1	6			
at Fresno State*	02-18-17 *	35	6-15	0-1	2-4	3-2-5	1 2 6	0	1	14			
Colorado State*	02-21-17 *	29	4-7	1-2	2-2	0-5-5	4 1 1	0	1	11			
at Wyoming*	02-25-17												
San Diego State*	03-04-17												

## SEASON HIGHS

**Points:** 20 vs. Idaho State (11-11-16)  
**FG:** 7 (2x) Last time vs. Air Force (2-8-17)  
**FGA:** 15 vs. Fresno State (2-18-17)  
**3FG:** 2 vs. SJSU (2-4-17)  
**3FGA:** 2 (6x) Last time vs. CSU (2-21-17)  
**FT:** 5 vs. Idaho State (11-11-16)  
**FTA:** 7 vs. SJSU (2-4-17)  
**Rebounds:** 7 vs. SJSU (2-4-17)  
**Assists:** 6 vs. UTEP (12-7-16)  
**Blocks:** 1 (3x) Last time vs. SJSU (2-4-17)  
**Steals:** 4 vs. UAPB (12-17-16)  
**Minutes Played:** 38 vs. SJSU (2-4-17)

## CAREER HIGHS

**Points:** 20 vs. Idaho State (11-11-16)  
**FG:** 7 (2x) Last time vs. Air Force (2-8-17)  
**FGA:** 15 vs. Fresno State (2-18-17)  
**3FG:** 2 (7x) Last time vs. SJSU (2-4-17)  
**3FGA:** 6 vs. Air Force (3-11-15)  
**FT:** 5 (3x) Last time vs. SJSU (2-4-17)  
**FTA:** 7 vs. SJSU (2-4-17)  
**Rebounds:** 7 (5x) Last time vs. SJSU (2-4-17)  
**Assists:** 6 vs. UTEP (12-7-16)  
**Blocks:** 3 at San Diego State (2-6-16)  
**Steals:** 4 (2x) Last time vs. UAPB (12-17-16)  
**Minutes Played:** 41 at San Diego State (2-6-16)

## MISCELLANEOUS STATISTICS

	SEASON	CAREER
Led Team in Scoring	3	5
Double-Digit Scoring	9	19
Led Team in Rebounding	2	4
Led Team in Steals	2	14
Led Team in Blocks	1	6
Led Team in Assists	2	8

## CAREER STATISTICS

Season	gp-gs	min/avg	Total fg-fga pct	3-Point fg-fga pct	F-Throws ft-fga pct	Rebounds off def tot avg	pf fo ast to blk stl	Scoring pts avg
2014-15	28-16	572/20.4	57-145 .393	17-55 .309	40-55 .727	24 52 76 2.7	46 0 31 29 3 9	171 6.1
2015-16	32-32	836/26.1	75-171 .439	17-43 .395	35-60 .583	37 93 130 4.1	78 2 58 49 14 24	202 6.3
2016-17	27-17	607/22.5	72-160 .450	10-24 .417	43-65 .662	19 69 88 3.3	41 0 32 39 4 18	197 7.3
TOTAL	87-65	2015/23.2	204-476 .429	44-122 .361	118-180 .656	80 214 294 3.4	165 2 121 117 21 51	570 6.6

# The 2016-17 Lobos



**Xavier Adams**  
6'4" - 205 lbs. - Junior - Guard  
Flower Mound, Texas (Edward S. Marcus HS)

## NOTEWORTHY:

- Team's leading scorer off the bench last season
- Had a career-high 14 points against Nevada and Air Force last year
- Rated among top 15 players in the state of Texas as a high school senior

## GAME-BY-GAME STATISTICS

Opponent	Date	GS	Min	FG-A	3FG-A	FT-A	O-D-TR	PF	A	TO	B	S	PTS
Idaho State	11-11-16	14	2-4	0-0	2-4	2-1-3	1	0	1	0	0	6	
Houston Baptist	11-14-16	13	2-2	0-0	7-10	0-1-1	2	0	0	0	1	11	
New Mexico State	11-18-16	3	0-1	0-1	0-0	0-0-0	0	0	0	0	1	0	
vs. Virginia Tech	11-24-16	11	0-1	0-0	2-2	0-1-1	5	0	1	0	1	2	
vs. CSUN	11-25-16	6	1-2	0-0	4-4	0-3-3	1	0	0	0	0	6	
vs. Dayton	11-27-16	9	0-1	0-0	0-0	0-1-1	2	0	1	0	1	0	
Abilene Christian	11-30-16	20	3-4	0-0	4-5	2-3-5	1	0	2	0	0	10	
at Illinois State	12-03-16	15	1-4	0-1	0-0	0-2-2	4	0	0	0	0	2	
UTEP	12-07-16	15	0-3	0-1	4-4	1-1-2	2	0	0	0	1	4	
at New Mexico S.	12-10-16	10	1-3	0-0	0-0	0-1-1	1	0	0	0	0	2	
Arkansas-Pine Bluff	12-17-16	16	1-2	0-0	2-2	1-5-6	1	1	1	1	3	4	
at Arizona	12-20-16	10	1-3	0-1	0-0	0-2-2	0	0	2	0	0	2	
Fresno State*	12-28-16	12	0-0	0-0	2-2	1-0-1	0	0	1	0	2	2	
at San Diego State*	01-01-17	24	3-4	0-1	2-2	3-2-5	2	1	1	0	2	8	
at Utah State*	01-04-17	8	0-0	0-0	0-0	0-1-1	0	1	2	0	0	0	
Nevada*	01-07-17				DNP								
UNLV*	01-10-17				DNP								
at Colorado State*	01-14-17				DNP								
at Boise State*	01-17-17				DNP								
Wyoming*	01-21-17				DNP								
Utah State*	01-24-17				DNP								
at Nevada*	01-28-17				DNP								
at UNLV*	02-01-17				DNP								
San Jose State*	02-04-17				DNP								
at Air Force*	02-08-17				DNP								
Boise State*	02-14-17				DNP								
at Fresno State*	02-18-17				DNP								
Colorado State*	02-21-17				DNP								
at Wyoming*	02-25-17												
San Diego State*	03-04-17												

## SEASON HIGHS

**Points:** 11 vs. Houston Baptist (11-14-16)  
**FG:** 3 (2x) Last time vs. SDSU (1-1-17)  
**FGA:** 4 (4x) Last time vs. SDSU (1-1-17)  
**3FG:** N/A  
**3FGA:** 1 (5x) Last time vs. SDSU (1-1-17)  
**FT:** 7 vs. Houston Baptist (11-14-16)  
**FTA:** 10 vs. Houston Baptist (11-14-16)  
**Rebounds:** 6 vs. UAPB (12-17-16)  
**Assists:** 1 (3x) Last time vs. Utah State (1-4-17)  
**Blocks:** 1 vs. UAPB (12-17-16)  
**Steals:** 3 vs. UAPB (12-17-16)  
**Minutes Played:** 24 vs. SDSU (1-1-17)

## CAREER HIGHS

**Points:** 14 (2x) Last Time vs. Air Force (1-27-16)  
**FG:** 5 (3x) Last Time vs. Air Force (1-27-16)  
**FGA:** 8 (3x) Last Time vs. Wyoming (1-16-16)  
**3FG:** 2 vs. Fresno State (12-31-14)  
**3FGA:** 4 vs. ULM (12-13-14)  
**FT:** 7 vs. Houston Baptist (11-14-16)  
**FTA:** 10 vs. Houston Baptist (11-14-16)  
**Rebounds:** 7 (2x) Last Time at Nevada (3-5-16)  
**Assists:** 3 (3x) Last Time vs. Air Force (1-27-16)  
**Blocks:** 2 (2x) Last Time at UNLV (1-12-16)  
**Steals:** 3 (2x) Last time vs. UAPB (12-17-16)  
**Minutes Played:** 27 at Grand Canyon (12-23-14)

## MISCELLANEOUS STATISTICS

	SEASON	CAREER
Double-Digit Scoring	1	4
Led Team in Steals	3	10
Led Team in Blocks		6
Led Team in Assists		
Led Team in Rebounding	1	1

## CAREER STATISTICS

Season	gp-gs	min/avg	Total	3-Point	F-Throws	Rebounds	pf	fo	ast	to	blk	stl	pts	avg
2014-15	30-11	357/11.9	35-78	.449	9-31	.290	19-38	.500	20	37	57	1.9	40	3.3
2015-16	32-3	446/13.9	50-102	.490	4-24	.167	42-63	.667	33	49	82	2.6	88	4.6
2016-17	15-0	186/12.4	15-34	.441	0-5	.000	29-36	.806	10	24	34	2.3	22	3.9
TOTAL	77-14	989/12.8	100-214	.467	13-60	.217	90-137	.657	63	110	173	2.2	150	3.9



# The 2016-17 Lobos



**Holt Shelley**  
6-9 - 221 lbs. - Freshman - Forward  
Cliff, N.M. (Cliff HS)

## NOTEWORTHY :

- One of two walk-ons from the state of New Mexico
- Part of three New Mexico State Basketball Championships ('13,'14,'15)
- Two-time Class A Player of the Year, two-time First Team All-State
- 2016 New Mexico Preps No. 1 recruit
- Played for the Danny Granger Hurricanes summer team

## GAME-BY-GAME STATISTICS

Opponent	Date	GS	Min	FG-A	3FG-A	FT-A	O-D-TR	PF	A	TO	B	S	PTS
Idaho State	11-11-16					DNP							
Houston Baptist	11-14-16					DNP							
New Mexico State	11-18-16					DNP							
vs. Virginia Tech	11-24-16					DNP							
vs. CSUN	11-25-16					DNP							
vs. Dayton	11-27-16					DNP							
Abilene Christian	11-30-16					DNP							
at Illinois State	12-03-16					DNP							
UTEP	12-07-16					DNP							
at New Mexico S.	12-10-16					DNP							
Arkansas-Pine Bluff	12-17-16					DNP							
at Arizona	12-20-16					DNP							
Fresno State*	12-28-16					DNP							
at San Diego State*	01-01-17					DNP							
at Utah State*	01-04-17					DNP							
Nevada*	01-07-17					DNP							
UNLV*	01-10-17					DNP							
at Colorado State*	01-14-17					DNP							
at Boise State*	01-17-17					DNP							
Wyoming*	01-21-17					DNP							
Utah State*	01-24-17					DNP							
at Nevada*	01-28-17					DNP							
at UNLV*	02-01-17					DNP							
San Jose State*	02-04-17					DNP							
at Air Force*	02-08-17					DNP							
Boise State*	02-14-17					DNP							
at Fresno State*	02-18-17					DNP							
Colorado State*	02-21-17					DNP							
at Wyoming*	02-25-17												
San Diego State*	03-04-17												

## SEASON HIGHS

Points: N/A  
FG: N/A  
FGA: N/A  
3FG: N/A  
3FGA: N/A  
FT: N/A  
FTA: N/A  
Rebounds: N/A  
Assists: N/A  
Blocks: N/A  
Steals: N/A  
Minutes Played: N/A

## CAREER HIGHS

Points: N/A  
FG: N/A  
FGA: N/A  
3FG: N/A  
3FGA: N/A  
FT: N/A  
FTA: N/A  
Rebounds: N/A  
Assists: N/A  
Blocks: N/A  
Steals: N/A  
Minutes Played: N/A

## MISCELLANEOUS STATISTICS

## CAREER STATISTICS

# The 2016-17 Lobos



**Joe Furstinger**  
6'9" - 210 lbs. - Junior - Forward  
Rancho Santa Margarita, Calif. (Santa Margarita HS)

## NOTEWORTHY :

- Scored career-high nine points and had career-high 11 rebounds against Illinois State on 12-3-16
- Had a career-high three field goals made in CSUN win on 11-25-16
- Led all UNM bigs in assists by a wide margin last season
- Played at the same high school as the Warrior's Klay Thompson

## GAME-BY-GAME STATISTICS

Opponent	Date	GS	Min	FG-A	3FG-A	FT-A	O-D-TR	PF	A	TO	B	S	PTS
Idaho State	11-11-16					DNP							
Houston Baptist	11-14-16					DNP							
New Mexico State	11-18-16	12	2-2	0-0	3-5	2-1-3	2	0	0	0	0	7	
vs. Virginia Tech	11-24-16	2	0-0	0-0	0-0	0-0-0	1	0	0	0	0	0	
vs. CSUN	11-25-16	8	3-3	0-0	0-0	1-0-1	2	0	0	0	0	6	
vs. Dayton	11-27-16	19	1-1	0-0	0-0	0-1-1	3	1	0	1	0	2	
Abilene Christian	11-30-16	13	2-2	0-0	0-0	0-4-4	0	4	0	1	0	4	
at Illinois State	12-03-16*	28	3-4	0-0	3-5	4-7-11	2	0	2	2	1	9	
UTEP	12-07-16*	25	2-4	0-0	2-2	0-3-3	3	0	2	1	1	6	
at New Mexico S.	12-10-16	7	0-1	0-0	0-0	1-0-1	5	0	1	0	0	0	
Arkansas-Pine Bluff	12-17-16*	20	0-2	0-0	5-6	1-3-4	2	1	1	4	1	5	
at Arizona	12-20-16*	12	0-3	0-0	0-0	4-4-8	4	0	2	2	1	0	
Fresno State*	12-28-16					DNP							
at San Diego State*	01-01-17					DNP							
at Utah State*	01-04-17	11	0-1	0-0	1-2	1-1-2	4	0	0	0	0	1	
Nevada*	01-07-17	9	0-0	0-0	2-2	0-0-0	4	1	0	0	0	2	
UNLV*	01-10-17	20	2-4	0-0	2-3	2-1-3	1	0	1	1	0	6	
at Colorado State*	01-14-17	21	3-6	0-0	1-1	3-2-5	3	1	1	2	0	7	
at Boise State*	01-17-17	9	0-1	0-0	0-0	0-2-2	2	0	0	0	0	0	
Wyoming*	01-21-17	10	0-2	0-0	0-0	2-1-3	2	1	2	1	2	0	
Utah State*	01-24-17	21	0-2	0-0	0-0	1-4-5	0	2	0	1	0	0	
at Nevada*	01-28-17	9	2-2	0-0	1-2	2-2-4	2	2	0	0	0	5	
at UNLV*	02-01-17*	13	1-2	0-0	1-3	2-1-3	3	1	2	1	0	3	
San Jose State*	02-04-17	18	3-4	0-0	1-2	0-1-1	0	0	2	0	0	7	
at Air Force*	02-08-17	12	0-1	0-0	5-6	4-3-7	2	0	0	1	1	5	
Boise State*	02-14-17	13	1-2	0-0	2-2	0-2-2	3	0	1	2	1	4	
at Fresno State*	02-18-17	14	3-4	0-0	2-2	1-0-1	4	1	1	0	1	8	
Colorado State*	02-21-17	5	0-0	0-0	0-0	0-0-0	4	0	0	0	0	0	
at Wyoming*	02-25-17												
San Diego State*	03-04-17												

## SEASON HIGHS

**Points:** 9 vs. Illinois State (12-3-16)  
**FG:** 3 (5x) Last time vs. Fresno State (2-18-17)  
**FGA:** 4 (5x) Last time vs. Fresno State (2-18-17)  
**3FG:** N/A  
**3FGA:** N/A  
**FT:** 5 (2x) Last time vs. Air Force (2-8-17)  
**FTA:** 6 (2x) Last time vs. Air Force (2-8-17)  
**Rebounds:** 11 vs. Illinois State (12-3-16)  
**Assists:** 4 vs. Abilene Christian (11-30-16)  
**Blocks:** 4 vs. UAPB (12-17-16)  
**Steals:** 2 vs. Wyoming (1-21-17)  
**Minutes Played:** 28 vs. Illinois State (12-3-16)

## CAREER HIGHS

**Points:** 9 vs. Illinois State (12-3-16)  
**FG:** 3 (5x) Last time vs. Fresno State (2-18-17)  
**FGA:** 6 (2x) Last Time at San Jose State (1-23-16)  
**3FG:** 1 vs. New Mexico State (12-3-14)  
**3FGA:** 2 at Valparaiso (12-6-14)  
**FT:** 5 (2x) Last time vs. Air Force (2-8-17)  
**FTA:** 6 (2x) Last time vs. Air Force (2-8-17)  
**Rebounds:** 11 vs. Illinois State (12-3-16)  
**Assists:** 4 vs. Abilene Christian (11-30-16)  
**Blocks:** 4 (2x) Last time vs. UAPB (12-17-16)  
**Steals:** 2 (4x) Last time vs. Wyoming (1-21-17)  
**Minutes Played:** 28 vs. Illinois State (12-3-16)

## MISCELLANEOUS STATISTICS

	SEASON	CAREER
Led Team in Rebounding	2	3
Led Team in Assists	1	2
Led Team in Blocks	9	17
Led Team in Steals	2	6

## CAREER STATISTICS

Season	gp-gs	min/avg	Total fg-fga pct	3-Point fg-fga pct	F-Throws ft-fta pct	Rebounds off def tot avg	pf	fo	ast	to	blk	stl	Scoring pts avg
2014-15	29-0	360/12.4	24-67 .358	1-10 .100	20-35 .571	20 37 57 2.0	53	1	22	16	15	4	69 2.4
2015-16	29-0	334/11.5	14-43 .326	0-1 .000	18-29 .621	15 41 56 1.9	55	0	13	16	19	15	46 1.6
2016-17	24-5	331/13.8	28-53 .528	0-0 .000	31-43 .721	31 43 74 3.1	59	1	15	18	20	9	87 3.6
TOTAL	82-5	1025/12.5	66-163 .405	1-11 .091	69-107 .645	66 121 187 2.3	167	2	50	50	54	28	202 2.5

NEW MEXICO MEN'S BASKETBALL  
WWW.GOLOBOS.COM

# The 2016-17 Lobos



**24** Damien Jefferson  
6'5" -190 lbs. - Freshman - Guard/Forward  
East Chicago, Ind. (East Chicago Central HS)

## NOTEWORTHY :

- Picked up a season-high 14 points against Boise State on 2-14-17
- Led high school team to sectional championship as a senior
- Finished with 31 points and 10 rebounds in sectional championship
- Rated top 150 player in his class nationally by Rivals.com
- Father Everette "Highway" Jefferson played at UNM from 1979-80

## GAME-BY-GAME STATISTICS

Opponent	Date	GS	Min	FG-A	3FG-A	FT-A	O-D-TR	PF	A	TO	B	S	PTS
Idaho State	11-11-16	8	1-5	0-3	0-1	0-0-0	0	1	0	0	0	2	
Houston Baptist	11-14-16	11	2-5	0-1	1-2	0-2-2	1	3	0	1	0	5	
New Mexico State	11-18-16	13	3-6	0-1	1-5	1-1-2	4	0	1	0	4	7	
vs. Virginia Tech	11-24-16	10	1-2	0-1	2-2	0-0-0	2	1	1	0	0	4	
vs. CSUN	11-25-16	12	1-5	0-1	0-0	1-4-5	1	3	3	0	0	2	
vs. Dayton	11-27-16	12	4-5	1-1	0-1	0-6-6	2	0	2	0	0	9	
Abilene Christian	11-30-16	18	1-5	0-2	1-2	0-2-2	1	2	1	0	0	3	
at Illinois State	12-03-16	17	4-6	0-1	4-4	1-3-4	2	0	4	0	0	12	
UTEP	12-07-16	8	0-2	0-0	0-0	0-0-0	1	0	2	0	0	0	
at New Mexico S.	12-10-16	15	3-5	0-1	3-4	0-1-1	1	0	0	0	0	9	
Arkansas-Pine Bluff	12-17-16				DNP								
at Arizona	12-20-16	9	1-4	0-1	0-0	0-0-0	2	1	1	0	1	2	
Fresno State*	12-28-16				DNP								
at San Diego State*	01-01-17	7	1-4	0-1	2-4	2-1-3	0	0	1	0	0	4	
at Utah State*	01-04-17	25	2-5	0-1	1-1	0-1-1	2	3	1	1	0	5	
Nevada*	01-07-17	23	5-8	1-1	0-2	0-3-3	3	2	1	0	0	11	
UNLV*	01-10-17	4	1-3	0-1	0-0	0-1-1	0	0	0	0	1	2	
at Colorado State*	01-14-17	13	3-4	1-1	3-4	0-1-1	2	0	0	0	0	10	
at Boise State*	01-17-17	8	2-2	0-0	0-0	0-2-2	3	1	2	0	0	4	
Wyoming*	01-21-17	10	3-4	1-1	0-2	0-1-1	0	0	1	0	0	7	
Utah State*	01-24-17	10	3-3	0-0	0-0	0-2-2	2	0	1	0	0	6	
at Nevada*	01-28-17	3	0-2	0-1	0-0	2-0-2	0	1	0	0	0	0	
at UNLV*	02-01-17*	36	6-11	1-2	0-1	4-5-9	4	4	2	0	2	13	
San Jose State*	02-04-17*	25	1-8	0-5	0-1	0-3-3	4	2	4	0	0	2	
at Air Force*	02-08-17*	17	0-3	0-2	0-1	0-0-0	0	2	0	0	0	0	
Boise State*	02-14-17*	27	5-6	2-3	2-3	1-4-5	1	2	1	0	0	14	
at Fresno State*	02-18-17*	22	3-5	2-4	2-2	0-4-4	3	1	0	0	1	10	
Colorado State*	02-21-17*	25	1-7	0-2	1-4	0-3-3	3	0	1	0	0	3	
at Wyoming*	02-25-17												
San Diego State*	03-04-17												

## SEASON HIGHS

**Points:** 14 vs. Boise State (2-14-17)  
**FG:** 6 at UNLV (2-1-17)  
**FGA:** 11 at UNLV (2-1-17)  
**3FG:** 2 (2x) Last time vs. Fresno State (2-18-17)  
**3FGA:** 5 vs. SJSU (2-4-17)  
**FT:** 4 vs. Illinois State (12-3-16)  
**FTA:** 5 vs. NMSU (11-18-16)  
**Rebounds:** 9 at UNLV (2-1-17)  
**Assists:** 4 at UNLV (2-1-17)  
**Blocks:** 1 (2x) Last time vs. Utah State (1-4-17)  
**Steals:** 4 vs. NMSU (11-18-16)  
**Minutes Played:** 36 at UNLV (2-1-17)

## CAREER HIGHS

**Points:** 14 vs. Boise State (2-14-17)  
**FG:** 6 at UNLV (2-1-17)  
**FGA:** 11 at UNLV (2-1-17)  
**3FG:** 2 (2x) Last time vs. Fresno State (2-18-17)  
**3FGA:** 5 vs. SJSU (2-4-17)  
**FT:** 4 vs. Illinois State (12-3-16)  
**FTA:** 5 vs. NMSU (11-18-16)  
**Rebounds:** 9 at UNLV (2-1-17)  
**Assists:** 4 at UNLV (2-1-17)  
**Blocks:** 1 (2x) Last time vs. Utah State (1-4-17)  
**Steals:** 4 vs. NMSU (11-18-16)  
**Minutes Played:** 36 at UNLV (2-1-17)

## MISCELLANEOUS STATISTICS

	SEASON	CAREER
Lead Team in Blocks	2	2
Lead Team in Steals	3	3
Lead Team in Rebounds	1	1
Double-Digit Scoring	6	6
Lead Team in Assists	1	1

## CAREER STATISTICS

Season	gp-gs	min/avg	Total fg-fga pct	3-Point fg-fga pct	F-Throws ft-fga pct	Rebounds off def tot avg	pf fo ast to blk stl	Scoring pts avg
2016-17	26-6	388/14.9	57-125 .456	9-38 .237	23-46 .500	12 50 62 2.4	44 0 29 30 2 9	146 5.6
TOTAL	26-6	388/14.9	57-125 .456	9-38 .237	23-46 .500	12 50 62 2.4	44 0 29 30 2 9	146 5.6

# The 2016-17 Lobos



**Adam Cumber**  
6'2" - 185 lbs. - RS-Sophomore - Guard  
Albuquerque, N.M. (Sandia HS)

## NOTEWORTHY :

- Took first shot attempt last season against Air Force
- Had decorated prep career at Sandia High School
- 5A Second Team All-State selection for the Matadors as a senior
- Led the state of New Mexico in assists as a senior
- One of two walk-ons from state of New Mexico

## GAME-BY-GAME STATISTICS

Opponent	Date	GS	Min	FG-A	3FG-A	FT-A	O-D-TR	PF	A	TO	B	S	PTS
Idaho State	11-11-16					DNP							
Houston Baptist	11-14-16					DNP							
New Mexico State	11-18-16					DNP							
vs. Virginia Tech	11-24-16					DNP							
vs. CSUN	11-25-16					DNP							
vs. CSUN	11-27-16					DNP							
Abilene Christian	11-30-16					DNP							
at Illinois State	12-03-16					DNP							
UTEP	12-07-16					DNP							
at New Mexico S.	12-10-16					DNP							
Arkansas-Pine Bluff	12-17-16	2		0-0	0-0	0-0	0-0-0	0	0	0	0	0	0
at Arizona	12-20-16					DNP							
Fresno State*	12-28-16					DNP							
at San Diego State*	01-01-17					DNP							
at Utah State*	01-04-17					DNP							
Nevada*	01-07-17					DNP							
UNLV*	01-10-17					DNP							
at Colorado State*	01-14-17					DNP							
at Boise State*	01-17-17					DNP							
Wyoming*	01-21-17					DNP							
Utah State*	01-24-17					DNP							
at Nevada*	01-28-17					DNP							
at UNLV*	02-01-17					DNP							
San Jose State*	02-04-17					DNP							
at Air Force*	02-08-17					DNP							
Boise State*	02-14-17					DNP							
at Fresno State*	02-18-17					DNP							
Colorado State*	02-21-17					DNP							
at Wyoming*	02-25-17												
San Diego State*	03-04-17												

## SEASON HIGHS

Points: N/A  
FG: N/A  
FGA: N/A  
3FG: N/A  
3FGA: N/A  
FT: N/A  
FTA: N/A  
Rebounds: N/A  
Assists: N/A  
Blocks: N/A  
Steals: N/A  
Minutes Played: 2 vs. UAPB (12-17-16)

## CAREER HIGHS

Points:  
FG:  
FGA: 1 vs. Air Force (1-27-16)  
3FG:  
3FGA: 1 vs. Air Force (1-27-16)  
FT:  
FTA:  
Rebounds:  
Assists:  
Blocks:  
Steals:  
Minutes Played: 2 vs. UAPB (12-17-16)

## MISCELLANEOUS STATISTICS

## CAREER STATISTICS

Season	gp-gs	min/avg	Total		3-Point		F-Throws		Rebounds				Scoring					
			fg-fga	pct	fg-fga	pct	ft-fga	pct	off	def	tot	avg	pts	avg	pts	avg	pts	avg
2015-16	2-0	2/1.0	0-1	.000	0-1	.000	0-0	.000	0	0	0	0.0	0	0.0	0	0.0	0	0.0
2016-17	1-0	2/2.0	0-0	.000	0-0	.000	0-0	.000	0	0	0	0.0	0	0.0	0	0.0	0	0.0
TOTAL	3-0	4/1.3	0-1	.000	0-1	.000	0-0	.000	0	0	0	0.0	0	0.0	0	0.0	0	0.0



# The 2016-17 Lobos



**Anthony Mathis**  
6'3" - 170 lbs. - Sophomore - Guard  
West Linn, Ore. (West Linn HS)

## NOTEWORTHY :

- Scored 16 points in 15 minutes, both career bests, against Air Force last season
- Part of back-to-back-to-back 6A Oregon state championships
- 6A Second Team All-State as a senior
- First Team All-State selection as a junior

## GAME-BY-GAME STATISTICS

Opponent	Date	GS	Min	FG-A	3FG-A	FT-A	O-D-TR	PF	A	TO	B	S	PTS
Idaho State	11-11-16	4	1-2	1-2	3-3	0-0-0	1	0	0	0	0	0	6
Houston Baptist	11-14-16	1	0-0	0-0	0-0	0-0-0	0	0	1	0	0	0	0
New Mexico State	11-18-16				DNP								
vs. Virginia Tech	11-24-16				DNP								
vs. CSUN	11-25-16				DNP								
vs. Dayton	11-27-16				DNP								
Abilene Christian	11-30-16	3	0-1	0-1	0-0	0-0-0	0	0	0	0	0	0	0
at Illinois State	12-03-16				DNP								
UTEP	12-07-16	4	0-0	0-0	0-0	0-1-1	0	0	0	0	0	0	0
at New Mexico S.	12-10-16				DNP								
Arkansas-Pine Bluff	12-17-16	4	0-2	0-2	0-0	0-2-2	0	0	1	0	0	0	0
at Arizona	12-20-16				DNP								
Fresno State*	12-28-16				DNP								
at San Diego State*	01-01-17				DNP								
at Utah State*	01-04-17	7	0-1	0-1	0-0	0-1-1	0	1	0	0	0	0	0
Nevada*	01-07-17	7	2-5	1-3	0-0	0-1-1	0	4	0	0	0	0	5
UNLV*	01-10-17	11	1-4	0-2	0-0	0-2-2	3	3	0	0	2	2	2
at Colorado State*	01-14-17				DNP								
at Boise State*	01-17-17				DNP								
Wyoming*	01-21-17				DNP								
Utah State*	01-24-17				DNP								
at Nevada*	01-28-17				DNP								
at UNLV*	02-01-17				DNP								
San Jose State*	02-04-17				DNP								
at Air Force*	02-08-17	7	1-3	1-3	0-0	1-0-1	0	0	0	0	0	3	3
Boise State*	02-14-17				DNP								
at Fresno State*	02-18-17				DNP								
Colorado State*	02-21-17				DNP								
at Wyoming*	02-25-17				DNP								
San Diego State*	03-04-17												

## SEASON HIGHS

**Points:** 6 vs. Idaho State (11-11-16)  
**FG:** 2 vs. Nevada (1-7-17)  
**FGA:** 5 vs. Nevada (1-7-17)  
**3FG:** 1 (3x) Last time vs. Air Force (2-8-17)  
**3FGA:** 3 (2x) Last time vs. Air Force (2-8-17)  
**FT:** 1 vs. Idaho State (11-11-16)  
**FTA:** 1 vs. Idaho State (11-11-16)  
**Rebounds:** 2 (2x) Last time vs. UNLV (1-10-17)  
**Assists:** 4 vs. Nevada (1-7-17)  
**Blocks:** N/A  
**Steals:** 2 vs. UNLV (1-10-17)  
**Minutes Played:** 11 vs. UNLV (1-10-17)

## CAREER HIGHS

**Points:** 16 vs. Air Force (1-27-16)  
**FG:** 4 vs. Air Force (1-27-16)  
**FGA:** 7 vs. Nicholls State (11-25-15)  
**3FG:** 3 vs. Air Force (1-27-16)  
**3FGA:** 4 vs. Air Force (1-27-16)  
**FT:** 5 vs. Air Force (1-27-16)  
**FTA:** 5 vs. Air Force (1-27-16)  
**Rebounds:** 2, (3x) Last time vs. UNLV (1-10-17)  
**Assists:** 4 vs. Nevada (1-7-17)  
**Blocks:**  
**Steals:** 2 vs. UNLV (1-10-17)  
**Minutes Played:** 15 vs. Air Force (1-27-16)

## MISCELLANEOUS STATISTICS

	SEASON	CAREER
Double Digit Scoring		1
Led Team in Steals	1	3
Led Team in Assists	1	1

## CAREER STATISTICS

Season	gp-gs	min/avg	Total fg-fga pct	3-Point fg-fga pct	F-Throws ft-fga pct	Rebounds off def tot avg	pf fo ast to blk stl	Scoring pts avg
2015-16	25-0	164/6.6	17-44 .386	12-34 .353	11-12 .917	2 11 13 0.5	25 0 9 12 0 7	57 2.3
2016-17	9-0	48/5.3	5-18 .278	3-14 .214	3-3 1.000	1 7 8 0.9	4 0 8 2 0 2	16 1.8
TOTAL	34-0	212/6.2	22-62 .355	15-48 .313	14-15 .933	3 18 21 0.6	29 0 17 14 0 9	73 2.1

# The 2016-17 Lobos

32



**Tim Williams**  
6'8" - 240 lbs. - RS-Senior - Forward  
Flossmoor, Ill. (Samford)

## NOTEWORTHY:

- Wooden Legacy Classic All-Tournament Team Honoree
- Had three double-doubles in first six games
- Scored career-high 31 points in 95-79 win over Houston Baptist (11-14-16)
- Named to Preseason All-Mountain West Team
- 1,914 career points scored between UNM and Samford, ranked 8th among active Division I players
- 2016-17 NABC All-State Good Works Team Honoree

## GAME-BY-GAME STATISTICS

## SEASON HIGHS

Opponent	Date	GS	Min	FG-A	3FG-A	FT-A	O-D-TR	PF	A	TO	B	S	PTS
Idaho State	11-11-16	*	31	7-11	0-0	4-7	5-6-11	2	0	1	0	1	18
Houston Baptist	11-14-16	*	33	10-11	0-0	11-12	2-9-11	1	1	3	0	0	31
New Mexico State	11-18-16	*	35	5-11	0-0	10-13	1-3-4	1	0	2	0	0	20
vs. Virginia Tech	11-24-16	*	37	8-13	0-1	3-4	6-5-11	1	1	1	2	0	19
vs. CSUN	11-25-16	*	36	7-12	0-0	7-7	2-4-6	2	2	2	2	1	21
vs. Dayton	11-27-16	*	38	7-13	0-0	2-3	0-5-5	1	2	3	1	1	16
Abilene Christian	11-30-16	*	16	3-4	0-0	2-3	0-0-0	2	1	2	0	1	8
at Illinois State	12-03-16					DNP							
UTEP	12-07-16					DNP							
at New Mexico S.	12-10-16	*	33	6-9	0-0	3-5	4-4-8	3	0	3	0	1	15
Arkansas-Pine Bluff	12-17-16	*	20	7-10	0-0	5-5	0-4-4	4	1	1	0	0	19
at Arizona	12-20-16	*	36	7-16	0-0	0-2	3-5-8	2	2	1	0	0	14
Fresno State*	12-28-16	*	33	7-15	0-1	4-6	2-5-7	0	4	0	0	2	18
at San Diego State*	01-01-17	*	37	3-9	0-0	6-7	2-7-9	3	4	4	1	0	12
at Utah State*	01-04-17	*	35	13-18	0-1	4-5	2-5-7	3	1	3	0	0	30
Nevada*	01-07-17	*	41	10-16	0-0	6-10	2-6-8	3	2	1	5	0	26
UNLV*	01-10-17	*	39	5-8	0-0	1-2	0-7-7	2	1	2	0	0	11
at Colorado State*	01-14-17	*	34	7-13	0-0	1-3	2-7-9	3	1	4	1	1	15
at Boise State*	01-17-17	*	38	8-16	1-1	2-2	1-2-3	1	1	3	0	3	19
Wyoming*	01-21-17	*	37	6-14	0-1	2-5	3-8-11	0	2	2	1	0	14
Utah State*	01-24-17	*	30	6-11	0-0	1-1	1-4-5	4	2	0	0	0	13
at Nevada*	01-28-17	*	36	8-12	0-0	2-4	2-4-6	2	3	0	0	0	18
at UNLV*	02-01-17					DNP							
San Jose State*	02-04-17					DNP							
at Air Force*	02-08-17					DNP							
Boise State*	02-14-17					DNP							
at Fresno State*	02-18-17					DNP							
Colorado State*	02-21-17					DNP							
at Wyoming*	02-25-17												
San Diego State*	03-04-17												

**Points:** 31 vs. Houston Baptist (11-14-16)

**FG:** 13 vs. Utah State (1-4-17)

**FGA:** 18 vs. Utah State (1-4-17)

**3FG:** 1 vs. Boise State (1-17-17)

**3FGA:** 1 (5x) Last time vs. Wyoming (1-21-17)

**FT:** 11 vs. Houston Baptist (11-14-16)

**FTA:** 13 vs. NMSU (11-18-16)

**Rebounds:** 11 (4x) Last time vs. Wyoming (1-21-17)

**Assists:** 4 (2x) Last time vs. SDSU (1-1-17)

**Blocks:** 5 vs. Nevada (1-7-17)

**Steals:** 3 vs. Boise State (1-17-17)

**Minutes Played:** 41 vs. Nevada (1-7-17)

## CAREER HIGHS

**Points:** 31 vs. Houston Baptist (11-14-16)

**FG:** 13 vs. Utah State (1-4-17)

**FGA:** 21 at USC (11-21-15)

**3FG:** 1 vs. Boise State (1-17-17)

**3FGA:** 1 (5x) Last time vs. Wyoming (1-21-17)

**FT:** 11 vs. Houston Baptist (11-14-16)

**FTA:** 13 (2x) Last time vs. NMSU (11-18-16)

**Rebounds:** 15 at USC (11-21-15)

**Assists:** 4 (3x) Last time vs. SDSU (1-1-17)

**Blocks:** 5 vs. Nevada (1-7-17)

**Steals:** 3 vs. Boise State (1-17-17)

**Minutes Played:** 43 at San Diego State (2-6-16)

## MISCELLANEOUS STATISTICS

	SEASON	CAREER
30+ Points	2	2
20+ Points	3	13
Double-Digit Scoring	19	48
10+ Rebounds	4	10
Double-Doubles	4	10
Led Team in Blocks	5	21
Led Team in Scoring	10	18
Led Team in Rebounds	13	31
Led Team in Assists	2	3
Led Team in Steals	3	3

## SAMFORD/UNM CAREER STATISTICS

Season	gp-gs	min/avg	Total fg-fga	pct	3-Point fg-fga	pct	F-Throws ft-fa	pct	Rebounds off	def	tot	avg	pf	fo	ast	to	blk	stl	Scoring pts	avg
2012-13	32-30	1120/35.0	178-327	.544	0-0	.000	98-144	.681	58	170	228	7.1	67	1	25	48	35	47	454	14.2
2013-14	32-32	1057/33.0	217-360	.603	1-2	.500	129-172	.750	64	171	235	7.3	75	0	24	59	45	43	564	17.6
TOTAL	64-62	2177/34.0	395-687	.575	1-2	.500	227-316	.718	122	341	463	7.2	142	1	49	107	80	90	1018	15.9

Season	gp-gs	min/avg	Total fg-fga	pct	3-Point fg-fga	pct	F-Throws ft-fa	pct	Rebounds off	def	tot	avg	pf	fo	ast	to	blk	stl	Scoring pts	avg
2015-16	32-32	1078/33.7	215-356	.604	0-0	.000	109-163	.669	65	172	237	7.4	67	1	33	48	39	19	539	16.8
2016-17	20-20	675/33.8	140-242	.579	1-5	.200	76-106	.717	40	100	140	7.0	40	0	31	38	13	11	357	17.9
TOTAL	52-52	1753/33.7	355-598	.594	1-5	.200	185-269	.688	105	272	377	7.3	107	1	64	86	52	30	896	17.2

# The 2016-17 Lobos



**Connor MacDougall**  
6'9" - 235 lbs. - RS-Sophomore - Forward  
Tempe, Ariz. (South Mountain CC)

## NOTEWORTHY :

- NJCAA All-American at South Mountain CC
- Helped South Mountain finish eighth among 16 teams at NJCAA National Tournament
- Played six games for Arizona State in 2014-15
- Ranked by Fox Sports Next as the 12th best center in 2014 recruiting class

## GAME-BY-GAME STATISTICS

Opponent	Date	GS	Min	FG-A	3FG-A	FT-A	O-D-TR	PF	A	TO	B	S	PTS
Idaho State	11-11-16	15	2-4	0-0	1-3	5-1-6	3	0	4	1	0	5	
Houston Baptist	11-14-16	17	2-3	0-0	0-0	0-1-1	4	0	1	0	0	4	
New Mexico State	11-18-16	7	1-2	0-0	1-2	2-0-2	5	0	1	0	0	3	
vs. Virginia Tech	11-24-16	15	2-5	0-0	1-2	0-2-2	3	0	1	0	0	5	
vs. CSUN	11-25-16	10	2-3	0-0	1-1	0-0-0	4	0	0	0	0	5	
vs. Dayton	11-27-16	9	0-2	0-0	0-0	1-0-1	0	0	0	0	0	0	
Abilene Christian	11-30-16	14	3-5	0-0	2-2	0-1-1	2	1	1	0	0	8	
at Illinois State	12-03-16	15	2-3	0-0	0-0	2-0-2	0	0	0	0	0	4	
UTEP	12-07-16	16	2-3	0-0	5-7	1-3-4	3	0	0	1	0	9	
at New Mexico S.	12-10-16	12	1-4	0-0	0-0	0-0-0	2	0	1	1	0	2	
Arkansas-Pine Bluff	12-17-16	14	0-1	0-0	10-10	4-2-6	1	0	3	0	0	10	
at Arizona	12-20-16	12	0-3	0-0	0-0	0-3-3	5	0	1	0	0	0	
Fresno State*	12-28-16	10	1-1	0-0	1-2	0-1-1	1	0	0	0	0	3	
at San Diego State*	01-01-17	8	1-4	0-0	0-0	1-2-3	1	0	2	0	0	2	
at Utah State*	01-04-17	4	0-0	0-0	2-2	0-2-2	0	0	0	0	0	2	
Nevada*	01-07-17	2	0-0	0-0	0-0	0-0-0	0	0	0	0	0	0	
UNLV*	01-10-17				DNP								
at Colorado State*	01-14-17				DNP								
at Boise State*	01-17-17				DNP								
Wyoming*	01-21-17				DNP								
Utah State*	01-24-17	10	2-4	0-0	6-6	1-1-2	3	0	0	2	0	10	
at Nevada*	01-28-17	11	1-1	0-0	4-4	1-2-3	2	0	1	0	1	6	
at UNLV*	02-01-17	6	1-1	0-0	0-0	0-0-0	1	0	0	0	0	2	
San Jose State*	02-04-17	11	2-4	0-0	0-0	1-0-1	5	0	0	0	0	4	
at Air Force*	02-08-17	2	0-1	0-0	0-0	0-0-0	0	1	0	0	0	0	
Boise State*	02-14-17	2	0-1	0-0	0-0	0-1-1	1	0	2	0	0	0	
at Fresno State*	02-18-17	9	1-3	0-0	0-0	0-1-1	4	0	1	0	0	2	
Colorado State*	02-21-17	13	1-2	0-0	0-0	2-1-3	1	0	0	0	0	2	
at Wyoming*	02-25-17												
San Diego State*	03-04-17												

## SEASON HIGHS

**Points:** 10 (2x) Last time vs. Utah State (1-124-17)

**FG:** 3 vs. Abilene Christian (11-30-16)

**FGA:** 5 vs. Abilene Christian (11-30-16)

**3FG:** N/A

**3FGA:** N/A

**FT:** 10 vs. UAPB (12-17-16)

**FTA:** 10 vs. UAPB (12-17-16)

**Rebounds:** 6 (2x) Last Time vs. UAPB (12-17-16)

**Assists:** 1 vs. Abilene Christian (11-30-16)

**Blocks:** 2 vs. Utah State (1-24-17)

**Steals:** N/A

**Minutes Played:** 17 vs. Houston Baptist (11-14-16)

## CAREER HIGHS

**Points:** 10 (2x) Last time vs. Utah State (1-124-17)

**FG:** 3 vs. Abilene Christian (11-30-16)

**FGA:** 5 vs. Abilene Christian (11-30-16)

**3FG:** N/A

**3FGA:** N/A

**FT:** 10 vs. UAPB (12-17-16)

**FTA:** 10 vs. UAPB (12-17-16)

**Rebounds:** 6 (2x) Last Time vs. UAPB (12-17-16)

**Assists:** 1 vs. Abilene Christian (11-30-16)

**Blocks:** 2 vs. Utah State (1-124-17)

**Steals:** 1 at Nevada (1-28-17)

**Minutes Played:** 17 vs. Houston Baptist (11-14-16)

## MISCELLANEOUS STATISTICS

	SEASON	CAREER
Lead Team in Blocks	3	3
Double-Digit Scoring	2	2
Lead Team in Rebounds	1	1

## CAREER STATISTICS

Season	gp-gs	min/avg	Total fg-fga pct	3-Point fg-fga pct	F-Throws ft-fta pct	Rebounds off def tot avg	pf fo ast to blk stl	Scoring pts avg
2016-17	24-0	244/10.2	27-60 .450	0-0 .000	34-41 .829	21 24 45 1.9	51 3 2 19 5 1	88 3.7
TOTAL	24-0	244/10.2	27-60 .450	0-0 .000	34-41 .829	21 24 45 1.9	51 3 2 19 5 1	88 3.7

# 2016-17 Box Scores

## Official Basketball Box Score -- Game Totals -- Final Statistics Idaho State vs New Mexico 11/11/16 8 p.m. MST at WisePies Arena - The Pit

### Idaho State 70 • 0-1

#	Player	Total		3-Ptr		Rebounds			PF	TP	A	TO	Blk	Stl	Min
		FG-FGA	FG-FGA	FT-FTA	FT-FTA	Off	Def	Tot							
05	JONES, Robert	f	5-6	3-4	0-0	1	2	3	4	13	2	0	0	2	21
13	TOPALOVIC, Novak	c	5-9	0-0	2-2	2	7	9	4	12	1	2	0	0	30
01	LUZCANO, Geno	g	4-7	0-1	0-0	1	1	2	4	8	1	5	0	2	28
03	TELFAR, Edhan	g	9-23	3-7	4-7	3	9	12	4	25	10	6	0	6	40
25	CHIVICHYAN, Gary	g	0-1	0-1	0-0	0	0	0	2	0	1	0	0	0	9
11	NAKKEN, Erik	g	0-1	0-1	0-0	0	0	0	3	0	1	0	0	0	11
22	WILKINSON, Clark	g	0-0	0-0	1-2	2	0	2	1	1	0	1	0	0	3
24	LENNOX, Stephen	g	1-3	0-2	0-0	0	0	0	3	2	1	2	0	0	27
32	MOCAN, Balint	g	3-7	3-6	0-0	1	0	1	4	9	2	2	0	0	31
Team						0	0	0							
Totals			27-57	9-22	7-11	10	19	29	29	70	17	20	0	10	200

FG % 1st Half: 13-26 50.0% 2nd half: 14-31 45.2% Game: 27-57 47.4% Deadball Rebounds 1,2  
3FG % 1st Half: 6-12 50.0% 2nd half: 3-10 30.0% Game: 9-22 40.9%  
FT % 1st Half: 6-8 75.0% 2nd half: 1-3 33.3% Game: 7-11 63.6%

### New Mexico 81 • 1-0

#	Player	Total		3-Ptr		Rebounds			PF	TP	A	TO	Blk	Stl	Min
		FG-FGA	FG-FGA	FT-FTA	FT-FTA	Off	Def	Tot							
20	LOGWOOD, Sam	f	7-10	1-2	5-5	1	2	3	2	20	4	3	0	1	32
32	WILLIAMS, Tim	f	7-11	0-0	4-7	5	6	11	2	18	0	1	0	1	31
11	AGET, Obij	c	2-3	0-0	0-0	0	3	3	1	4	0	0	3	0	20
03	HUNTER, Jordan	g	1-6	0-3	4-6	1	5	6	3	6	8	2	0	2	34
04	BROWN, Elijah	g	5-13	1-6	3-4	1	3	4	3	14	4	6	0	1	30
01	UGUAK, Aher	g	0-1	0-0	0-0	1	0	1	0	0	1	0	0	0	7
05	HARRIS, Jalen	g	0-0	0-0	0-0	0	0	0	4	0	2	0	0	1	5
21	ADAMS, Xavier	g	2-4	0-0	2-4	2	1	3	1	6	0	1	0	0	14
24	JEFFERSON, Damien	g	1-5	0-3	0-1	0	0	0	0	2	1	0	0	0	8
31	MATHIS, Anthony	g	1-2	1-2	3-3	0	0	0	1	6	0	0	0	0	4
55	MACDOUGALL, Connor	g	2-4	0-0	1-3	5	1	6	3	5	0	4	1	0	15
Team						2	0	2							
Totals			28-59	3-16	22-33	18	21	39	20	81	19	18	4	6	200

FG % 1st Half: 10-30 33.3% 2nd half: 18-29 62.1% Game: 28-59 47.5% Deadball Rebounds 3,2  
3FG % 1st Half: 2-11 18.2% 2nd half: 1-5 20.0% Game: 3-16 18.8%  
FT % 1st Half: 10-16 62.5% 2nd half: 12-17 70.6% Game: 22-33 66.7%

Officials: Larry Spaulding, Brent Meaux, Ryan McDaniel  
Technical fouls: Idaho State-TOPALOVIC, Novak; WILKINSON, Clark. New Mexico-ADAMS, Xavier; AGET, Obij.  
Attendance: 11293

Score by periods	1st	2nd	Total
Idaho State	38	32	70
New Mexico	32	49	81

Last FG - ISU 2nd-01:45, NM 2nd-01:04.  
Largest lead - ISU by 10 1st-12:10, NM by 12 2nd-06:34.  
ISU led for 21:32. NM led for 17:11. Game was tied for 01:17.  
Score tied - 2 times.  
Lead changed - 8 times.

## Official Basketball Box Score -- Game Totals -- Final Statistics Houston Baptist vs New Mexico 11/14/16 7 p.m. MST at WisePies Arena - The Pit

### Houston Baptist 79 • 0-2

#	Player	Total		3-Ptr		Rebounds			PF	TP	A	TO	Blk	Stl	Min
		FG-FGA	FG-FGA	FT-FTA	FT-FTA	Off	Def	Tot							
05	Lasher, Colter	f	7-17	5-12	0-0	1	2	3	2	19	4	2	0	1	33
11	Russell, Alif	f	4-9	1-3	2-4	2	3	5	3	11	3	1	0	2	27
44	Ibarra, Josh	c	1-6	0-0	4-6	1	1	2	5	6	0	0	0	1	22
13	Chukwuekwu, Reveal	g	3-8	1-4	0-0	0	4	4	3	7	0	0	0	0	26
30	Bonds, Braxton	g	4-4	0-0	3-6	2	3	5	11	3	1	0	2	2	25
02	Weber, Jalen	g	4-7	3-4	2-2	0	1	1	2	13	2	1	0	0	21
03	Cantwell, Asa	g	0-1	0-1	0-0	0	0	0	2	0	0	2	0	0	10
04	Stetler, Cody	g	0-1	0-0	0-0	1	1	2	5	0	0	2	0	1	10
22	Gates, Jalon	g	3-4	3-4	1-1	0	0	0	0	10	1	0	0	0	10
23	Fountain, Alex	g	1-6	0-2	0-0	2	0	2	4	2	2	3	0	0	16
Team						1	0	1							
Totals			27-63	13-30	12-19	10	15	25	31	79	15	12	0	7	200

FG % 1st Half: 13-34 38.2% 2nd half: 14-29 48.3% Game: 27-63 42.9% Deadball Rebounds 4  
3FG % 1st Half: 3-15 20.0% 2nd half: 10-15 66.7% Game: 13-30 43.3%  
FT % 1st Half: 2-2 100.0 2nd half: 10-17 58.8% Game: 12-19 63.2%

### New Mexico 95 • 2-0

#	Player	Total		3-Ptr		Rebounds			PF	TP	A	TO	Blk	Stl	Min
		FG-FGA	FG-FGA	FT-FTA	FT-FTA	Off	Def	Tot							
20	LOGWOOD, Sam	f	3-5	1-2	2-2	0	6	6	1	9	2	0	0	1	26
32	WILLIAMS, Tim	f	10-11	0-0	11-12	2	9	11	1	31	1	3	0	0	33
11	AGET, Obij	c	0-1	0-0	2-2	0	1	1	1	2	1	0	0	0	17
03	HUNTER, Jordan	g	2-3	1-2	4-4	1	4	5	2	9	2	1	0	1	17
04	BROWN, Elijah	g	1-8	0-5	4-4	0	1	1	2	16	5	4	0	2	28
01	UGUAK, Aher	g	2-3	1-1	0-0	0	1	1	2	5	1	0	0	2	14
05	HARRIS, Jalen	g	4-4	1-1	4-6	0	1	1	13	4	3	0	0	1	23
21	ADAMS, Xavier	g	2-2	0-0	7-10	0	1	1	11	0	0	0	0	1	13
24	JEFFERSON, Damien	g	2-5	0-1	1-2	0	2	2	1	5	3	0	0	1	11
31	MATHIS, Anthony	g	0-0	0-0	0-0	0	0	0	0	0	0	0	0	0	1
55	MACDOUGALL, Connor	g	2-3	0-0	0-0	0	1	1	4	4	0	1	0	0	17
Team						1	1	2							
Totals			28-45	4-12	35-42	4	29	33	16	95	19	13	1	8	200

FG % 1st Half: 18-25 72.0% 2nd half: 10-20 50.0% Game: 28-45 62.2% Deadball Rebounds 5  
3FG % 1st Half: 2-6 33.3% 2nd half: 2-6 33.3% Game: 4-12 33.3%  
FT % 1st Half: 12-12 100.0 2nd half: 23-30 76.7% Game: 35-42 83.3%

Officials: Bob Staffen, Doran Gotschall, Eric Anderson  
Technical fouls: Houston Baptist-None. New Mexico-None.  
Attendance: 10456

Score by periods	1st	2nd	Total
Houston Baptist	31	48	79
New Mexico	50	45	95

Last FG - HBU 2nd-01:09, NM 2nd-00:50.  
Largest lead - HBU None, NM by 20 1st-01:58.  
HBU led for 00:00. NM led for 39:20. Game was tied for 00:40.  
Score tied - 1 time.  
Lead changed - 0 times.

## Official Basketball Box Score -- Game Totals -- Final Statistics New Mexico State vs New Mexico 11/18/16 7 p.m. MST at WisePies Arena - The Pit

### New Mexico State 59 • 2-2

#	Player	Total		3-Ptr		Rebounds			PF	TP	A	TO	Blk	Stl	Min
		FG-FGA	FG-FGA	FT-FTA	FT-FTA	Off	Def	Tot							
11	Wilkins, Johnathon	f	0-0	0-0	0-0	0	0	0	5	0	0	1	0	0	10
22	Chuha, Eli	f	0-3	0-0	2-3	3	2	5	2	2	1	1	0	1	26
35	Pennie, Jalyn	f	2-4	2-3	0-0	3	2	5	2	6	1	1	1	1	18
04	Baker, Ian	g	8-17	4-8	5-8	0	1	1	2	25	1	3	0	3	33
13	N'Dir, Sidy	g	5-13	0-4	4-5	0	3	3	5	14	3	5	0	0	34
02	Haley, Jermaine	g	0-2	0-2	0-0	2	1	3	2	0	0	1	0	0	13
01	Huggins, Braxton	g	1-2	1-2	0-0	0	0	0	0	3	1	1	1	0	13
03	Ellis, Chancellor	g	0-1	0-1	0-0	0	0	0	0	1	0	1	0	0	3
10	Jones, Jemerrio	g	0-3	0-1	0-0	0	4	4	3	0	0	3	0	1	10
21	Bhullar, Tanveer	g	3-5	0-0	3-5	4	6	10	4	9	2	1	0	0	25
24	Taylor, Matt	g	0-3	0-3	0-0	1	1	2	3	0	0	0	2	1	15
Team						0	2	2							
Totals			19-53	7-24	14-21	13	22	35	29	59	10	20	4	7	200

FG % 1st Half: 11-25 44.0% 2nd half: 8-28 28.6% Game: 19-53 35.8% Deadball Rebounds 2  
3FG % 1st Half: 4-11 36.4% 2nd half: 3-13 23.1% Game: 7-24 29.2%  
FT % 1st Half: 4-7 57.1% 2nd half: 10-14 71.4% Game: 14-21 66.7%

### New Mexico 72 • 3-0

#	Player		Total		3-Ptr		Rebounds			PF	TP	A	TO	Blk	Stl	Min
			FG-FGA	FG-FGA	FT-FTA	Off	Def	Tot								
20	LOGWOOD, Sam	f	5-7	0-0	2-4	0	4	4	0	12	4	2	0	0	0	29
32	WILLIAMS, Tim	f	5-11	0-0	10-13	1	3	4	1	20	0	2	0	0	0	35
11	AGET, Obij	c	1-3	0-0	0-0	1	1	2	5	2	1	0	3	1	0	24
03	HUNTER, Jordan	g	1-2	0-1	0-0	1	2	3	2	2	2	2	0	0	0	25
04	BROWN, Elijah	g	6-17	1-7	6-8	0	8	8	1	19	2	2	0	1	0	34
01	UGUAK, Aher	g	0-1	0-0	0-0	1	0	1	0	0	0	0	0	0	0	3
05	HARRIS, Jalen	g	0-2	0-0	0-0	0	3	3	2	0	1	1	2	0	0	15
21	ADAMS, Xavier	g	0-1	0-0	0-0	0	0	0	0	0	0	0	0	0	0	3
24	FURSTINGER, Joe	g	0-0	0-0	3-5	2	1	3	7	0	0	0	0	0	0	12
24	JEFFERSON, Damien	g	3-6	0-1	1-5	1	1	2	4	7	0	1	0	4	0	13
55	MACDOUGALL, Connor	g	1-2	0-0	1-2	2	0	2	5	3	0	1	0	0	0	7
	Team					6	2	8								
Totals			24-54	1-10	23-37	15	25	40	23	72	10	12	3	9	0	200



2016-17 Box Scores

Official Basketball Box Score -- Game Totals -- Final Statistics  
CSUN vs New Mexico  
11/25/16 12:00 PM at Titan Gym (Fullerton, Calif.)

CSUN 89 • 2-4

#	Player	Total		3-Ptr	Rebounds			PF	TP	A	TO	Blk	Stl	Min
		FG-FGA	FG-FGA		Off	Def	Tot							
02	Lubin, Rakim	f	5-8	0-0	6-7	2	4	6	5	16	0	7	0	25
45	Johns, Dylan	c	0-0	0-0	0-1	2	0	2	2	0	1	2	0	17
00	Smith, Kendall	g	2-8	0-2	8-8	2	1	3	4	12	8	7	0	28
03	Johnson, Darin	g	8-11	5-5	1-1	1	5	6	2	22	0	0	0	33
22	Parks, Aaron	g	7-11	2-4	4-6	4	2	6	2	20	5	0	0	23
01	Warren, Micheal	g	1-4	0-2	0-0	0	0	0	3	2	0	3	0	18
04	Dawson, Tavron	g	4-9	0-3	5-6	2	2	4	4	13	1	1	0	28
05	Kaba-Camara, Mahama	g	0-0	0-0	0-0	0	0	0	1	0	0	0	0	5
10	Richardson, Jason	g	0-0	0-0	0-0	0	0	0	0	0	0	0	0	0+
23	Wilbut, Jeron	g	1-3	0-1	0-0	0	0	0	0	2	0	1	0	4
24	Theus Jr., Reggie	g	1-2	0-0	0-0	0	0	0	3	2	0	0	0	9
Team			0	1	1									
Totals			29-56	7-17	24-29	13	18	31	26	89	15	21	1	5, 200

FG % 1st Half: 16-30 53.3% 2nd half: 13-26 50.0% Game: 29-56 51.8%  
3FG % 1st Half: 4-8 50.0% 2nd half: 3-9 33.3% Game: 7-17 41.2%  
FT % 1st Half: 9-11 81.8% 2nd half: 15-18 83.3% Game: 24-29 82.8%

Deadball  
Rebounds  
2

New Mexico 105 • 4-1

#	Player		Total		3-Ptr	Rebounds			PF	TP	A	TO	Blk	Stl	Min	
			FG-FGA	FG-FGA		FT-FTA	Off	Def								Tot
32	WILLIAMS, Tim	f	7-12	0-0	7-7	2	4	6	2	21	2	2	2	1	36	
11	AGET, Obij	c	6-6	0-0	4-5	1	1	2	4	16	1	0	0	0	19	
04	HUNTER, Jordan	g	2-5	1-1	4-4	0	1	1	2	9	4	1	0	0	20	
03	BROWN, Elijah	g	7-11	3-5	4-6	1	2	3	3	21	7	4	0	0	1	28
20	LOGWOOD, Sam	g	5-6	0-0	3-4	0	0	0	3	13	1	0	1	0	1	29
01	UGUAK, Aher	g	1-1	0-0	0-2	0	0	0	0	2	0	0	0	0	2	9
05	HARRIS, Jalen	g	2-2	0-0	0-0	0	1	1	0	4	0	1	0	1	1	11
14	KUIPER, Dane	g	0-1	0-0	0-0	0	0	0	0	0	0	0	0	0	0	2
21	ADAMS, Xavier	g	1-2	0-0	4-4	0	3	3	1	6	0	0	0	0	0	6
23	FURSTINGER, Joe	g	3-3	0-0	0-0	1	0	1	2	6	0	0	0	0	0	8
24	JEFFERSON, Damien	g	1-5	0-1	0-0	1	4	5	1	2	3	3	0	0	0	12
55	MACDOUGALL, Connor	g	2-3	0-0	1-1	0	0	0	4	5	0	0	0	0	0	10
	Team		0	1	1											
Totals			37-57	4-7	27-33	6	17	23	22	105	18	11	3	9	200	

FG % 1st Half: 20-29 69.0% 2nd half: 17-28 60.7% Game: 37-57 64.9%  
3FG % 1st Half: 3-4 75.0% 2nd half: 1-3 33.3% Game: 4-7 57.1%  
FT % 1st Half: 11-13 84.6% 2nd half: 16-20 80.0% Game: 27-33 81.8%

Deadball  
Rebounds  
2

Officials: Tony Padilla, Donnie Eppley, Michael Irving  
Technical fouls: CSUN-None. New Mexico-None.  
Attendance: 105  
Game 5 of the 2016 Wooden Legacy  
105 points sets new Wooden single game points record

Score by periods	1st	2nd	Total
CSUN	45	44	89
New Mexico	54	51	105

Points	In	Off	2nd	Fast	Bench
CSUN	28	13	22	0	19
NM	50	26	12	8	25

Last FG - CSUN 2nd-03:44, NM 2nd-00:13.  
Largest lead - CSUN by 2 1st-10:31, NM by 16 2nd-00:13.  
CSUN led for 00:17. NM led for 36:50. Game was tied for 02:53.

Score tied - 5 times.  
Lead changed - 2 times.

Official Basketball Box Score -- Game Totals -- Final Statistics  
New Mexico vs Dayton  
11/27/16 11:00 AM at Honda Center (Anaheim, Calif.)

New Mexico 57 • 4-2

NEW HAVEN 57-42

#	Player		Total		3-Ptr	Rebounds			PF	TP	A	TO	Blk	Stl	Min
			FG-FGA	FG-FGA		FT-FTA	Off	Def							
20	LOGWOOD, Sam	f	0-3	0-0	3-4	0	2	2	1	3	1	2	0	0	19
32	WILLIAMS, Tim	f	7-13	0-0	2-3	0	5	5	1	16	2	3	1	1	38
11	AGET, Obij	c	1-1	0-0	0-0	2	1	3	1	2	0	0	0	0	9
03	HUNTER, Jordan	g	2-7	2-4	0-0	0	3	3	2	6	1	3	0	0	27
04	BROWN, Elijah	g	4-14	3-8	5-5	0	5	5	1	16	3	3	0	0	32
01	UGUAK, Aher	g	0-0	0-0	0-0	0	0	0	1	0	0	0	0	0	2
05	HARRIS, Jalen	g	0-0	0-0	0-0	0	0	0	2	0	1	1	0	0	13
14	KUIPER, Dane	g	1-2	1-1	0-0	0	2	2	4	3	2	1	0	0	11
21	ADAMS, Xavier	g	0-1	0-0	0-0	0	1	1	2	0	0	1	0	0	1
23	FURSTINGER, Joe	g	1-1	0-0	0-0	0	1	1	3	2	1	0	1	0	19
24	JEFFERSON, Damien	g	4-5	1-1	0-1	0	6	6	2	9	0	2	0	0	12
55	MACDOUGALL, Connor	g	0-2	0-0	0-0	1	0	1	0	0	0	0	0	0	9
Team						2	2	4							
Totals			20-49	7-14	10-13	5	28	33	20	57	11	16	2	3	200

FG % 1st Half: 8-24 33.3% 2nd half: 12-25 48.0% Game: 20-49 40.8%  
3FG % 1st Half: 5-9 55.6% 2nd half: 2-5 40.0% Game: 7-14 50.0%  
FT % 1st Half: 4-5 80.0% 2nd half: 6-8 75.0% Game: 10-13 76.9%

Deadball  
Rebounds  
1

Dayton 64 • 4-2

#	Player		Total		3-Ptr		Rebounds			PF	TP	A	TO	Blk	Stl	Min
			FG	FGA	FG	FGA	FT	FTA	Off							
02	MILLER, Sam	f	1-6	1-3	0-0		2	4	6	3	3	0	0	1	0	30
33	MIKESSELL, Ryan	f	2-6	0-1	3-5		1	4	5	3	7	1	2	0	0	22
03	DAVIS, Kyle	g	5-8	1-4	1-3		1	2	3	2	12	2	0	0	1	34
04	COOKE, Charles	g	4-11	0-2	4-6		1	5	6	1	12	5	2	0	0	28
11	SMITH, Scoochie	g	5-9	2-5	0-0		0	2	2	3	12	3	1	0	0	29
01	DAVIS, Darrell		1-5	1-4	2-2		0	3	3	2	5	0	1	0	0	12
15	CROSSBY, John		1-2	0-0	2-3		0	4	4	1	4	2	1	0	0	16
20	WILLIAMS, Xeyrius		3-7	1-3	2-2		1	2	3	1	9	1	2	1	0	29
	Team						3	0	3							
Totals			22-54	6-22	14-21		9	26	35	16	64	14	9	3	7	200

FG % 1st Half: 12-28 42.9% 2nd half: 10-26 38.5% Game: 22-54 40.7%  
3FG % 1st Half: 2-12 16.7% 2nd half: 4-10 40.0% Game: 6-22 27.3%  
FT % 1st Half: 5-10 50.0% 2nd half: 9-11 81.8% Game: 14-21 66.7%

Deadball  
Rebounds  
2

Officials: Mike Scypther, Earl Walton, Jason Baker  
Technical fouls: New Mexico-None. Dayton-None.  
Attendance: 105  
Game 9 of the 2016 Wooden Legacy  
5th Place Game

Score by periods	1st	2nd	Total
New Mexico	25	32	57
Dayton	31	33	64

Points	In	Off	2nd	Fast	Bench
NM	18	7	4	0	14
UD	22	25	13	10	18

Last FG - NM 2nd-01:08, UD 2nd-00:08.  
Largest lead - NM by 1 2nd-01:08, UD by 13 1st-04:44.  
NM led for 00:23. UD led for 37:32. Game was tied for 02:05.

Score tied - 1 time.  
Lead changed - 2 times.

Official Basketball Box Score -- Game Totals -- Final Statistics  
Abilene Christian vs New Mexico  
11/30/16 7 p.m. MST at WisePies Arena - The Pit

Abilene Christian 55 • 3-3

#	Player		Total		3-Ptr	Rebounds			PF	TP	A	TO	Blk	Stl	Min			
			FG	FGA	FG	FGA	FT	FTA								Off	Def	Tot
01	Lewis, Jaren	f	6	13	1	2	3	4	1	5	6	4	16	1	6	0	31	
23	Howell, Hayden	f	2	3	0	0	0	0	2	3	5	4	4	1	1	0	12	
04	Cnic, Jovan	g	0	7	0	7	1	2	2	3	0	0	1	2	1	0	26	
05	Ricks, Payten	g	0	1	0	1	0	0	0	0	0	0	2	3	0	1	18	
11	Green, Drake	g	3	7	3	6	0	0	0	3	3	2	9	2	0	0	25	
03	Langston, Diamante	g	0	0	0	0	0	0	0	1	1	3	0	2	0	0	21	
10	Tripp, Isaiah	g	2	5	1	3	0	0	0	1	1	1	5	0	0	0	27	
14	Lenox, Trey	g	0	0	0	0	0	0	0	1	1	0	0	0	0	0	4	
15	Farquhar, Hayden	g	2	6	0	1	0	0	1	0	1	2	4	2	0	0	11	
21	Friday, Jalone	g	5	6	3	4	3	4	1	3	4	4	16	0	1	2	25	
	Team								0	3	3							
Totals			20	48	8	24	7	10	6	22	28	20	55	13	14	2	3	200

FG % 1st Half: 11-27 40.7% 2nd half: 9-21 42.9% Game: 20-48 41.7%  
3FG % 1st Half: 3-11 27.3% 2nd half: 5-13 38.5% Game: 8-24 33.3%  
FT % 1st Half: 3-4 75.0% 2nd half: 4-6 66.7% Game: 7-10 70.0%

Deadball  
Rebounds  
1

New Mexico 64 • 5-2

#	Player		Total		3-Ptr		Rebounds			PF	TP	A	To	Blk	Stl	Min
			FG	FGA	FG	FGA	FT	FTA	Off							
14	KUIPER, Dane	f	0-4	0-2	4-4		2	0	2	0	4	2	1	0	1	16
32	WILLIAMS, Tim	f	3-4	0-0	2-3	0	0	0	2	8	1	2	0	1	16	
11	AGET, Obij	c	4-6	0-0	4-5	2	3	5	1	12	0	0	0	0	18	
03	HUNTER, Jordan	g	0-2	0-0	0-0	0	2	2	1	0	1	1	0	0	22	
04	BROWN, Elijah	g	5-12	2-4	1-3	0	9	9	1	13	2	0	0	2	32	
01	UGUAK, Aher		0-1	0-1	0-0	0	0	0	0	0	1	0	0	0	10	
05	HARRIS, Jalen		1-2	0-1	0-0	0	0	0	0	2	2	0	0	0	18	
21	ADAMS, Xavier		3-4	0-0	4-6	2	3	5	1	10	0	2	0	0	20	
23	FURSTINGER, Joe		2-2	0-0	0-0	0	4	4	0	4	0	4	1	0	13	
24	JEFFERSON, Damien		1-5	0-2	1-2	0	2	2	1	3	2	1	0	0	18	
31	MATHIS, Anthony		0-1	0-1	0-0	0	0	0	0	0	0	0	0	0	3	
55	MACDOUGALL, Connor		3-5	0-0	2-2	0	1	1	2	8	1	1	0	0	14	
	Team						3	0	3							
	Totals		22-48	2-11	18-25	9	24	33	9	64	16	8	1	4	200	

# 2016-17 Box Scores

## Official Basketball Box Score -- Game Totals -- Final Statistics UTEP vs New Mexico 12/07/16 7 p.m. MT at WisePies Arena - The Pit

### UTEP 77 • 2-5

#	Player		Total			3-Ptr			Rebounds			PF	TP	A				Min
			FG-FGA	FG-FGA	FT-FTA	Off	Def	Tot	PF	TP	A			To	Blk	Stl		
11	FLAGGERT, Jake	f	0-2	0-1	0-0	0	1	1	5	0	3	1	0	1	22			
22	THOMAS, Paul	f	3-4	0-0	0-0	1	0	1	4	6	1	1	0	0	13			
41	WILLMS, Matt	c	0-3	0-0	1-2	2	2	4	3	1	2	3	0	2	31			
02	HARRIS, Omega	g	7-16	4-10	4-4	0	3	3	22	1	0	2	2	38				
15	ARTIS, Dominic	g	5-13	3-5	0-1	1	3	4	3	13	12	3	0	5	38			
05	BARNES, Chris		0-0	0-0	0-0	0	0	0	0	0	0	0	0	0	1			
13	VENEGAS, Ivan		1-1	0-0	0-0	1	0	1	0	2	0	0	0	0	3			
21	TOUCHET, Trey		1-6	1-5	1-2	0	2	2	0	4	2	0	0	1	15			
23	BARRETT, Deon		8-9	7-8	2-2	1	1	2	1	25	3	0	0	0	19			
54	JONES, Kelvin		2-4	0-0	0-3	1	5	6	5	4	0	2	2	0	20			
	Team					1	1	2			1							
	Totals		27-58	15-29	8-14	8	18	26	24	77	22	13	6	9	200			

FG % 1st Half: 14-33 42.4% 2nd half: 13-25 52.0% Game: 27-58 46.6%  
3FG % 1st Half: 6-14 42.9% 2nd half: 9-15 60.0% Game: 15-29 51.7%  
FT % 1st Half: 5-9 55.6% 2nd half: 3-5 60.0% Game: 8-14 57.1%

Deadball  
Rebounds  
2,1

### New Mexico 78 • 6-3

#	Player	Total		3-Ptr		Rebounds			PF	TP	A TO Blk Stl				Min
		FG-FGA	FG-FGA	FT-FTA	Off Def Tot	PF	TP	A TO Blk Stl							
20	LOGWOOD, Sam	f	4-7	1-2	2-4	1	1	2	0	11	6	1	0	0	27
23	FURSTINGER, Joe	f	2-4	0-0	2-2	0	3	3	3	6	0	2	1	1	25
11	AGET, Obj	c	4-5	0-0	1-2	1	3	4	0	9	0	0	1	1	24
03	HUNTER, Jordan	g	4-6	2-3	0-0	0	4	4	2	10	6	3	0	0	33
04	BROWN, Elijah	g	8-13	3-7	6-11	0	6	6	0	25	0	3	0	2	35
05	HARRIS, Jalen		0-0	0-0	0-0	0	1	1	2	0	1	2	0	0	7
14	KUIPER, Dane		1-1	1-1	1-2	0	3	3	1	4	0	1	0	1	6
21	ADAMS, Xavier		0-3	0-1	4-4	1	1	2	2	4	0	0	0	1	15
24	JEFFERSON, Damien		0-2	0-0	0-0	0	0	0	1	0	2	0	0	0	8
31	MATHIS, Anthony		0-0	0-0	0-0	0	1	1	0	0	0	0	0	0	4
55	MACDOUGALL, Connor		2-3	0-0	5-7	1	3	4	3	9	0	0	1	0	16
	Team					1	0	1			1				
	Totals		25-44	7-14	21-32	5	26	31	14	78	13	15	3	6	200

FG % 1st Half: 15-27 55.6% 2nd half: 10-17 58.8% Game: 25-44 56.8%  
3FG % 1st Half: 6-11 54.5% 2nd half: 3-13 33.3% Game: 7-14 50.0%  
FT % 1st Half: 11-14 78.6% 2nd half: 10-18 55.6% Game: 21-32 65.6%

Deadball  
Rebounds  
6,1

Officials: John Higgins, Chris Rastatter, Gerry Pollard  
Technical fouls: UTEP-None, New Mexico-None.  
Attendance: 11838

Score by periods	1st	2nd	Total
UTEP	39	38	77
New Mexico	47	31	78

Points	In	Off	2nd	Fast	Bench
UTEP	16	20	13	14	35
New Mexico	24	14	7	8	17

Last FG - UTEP 2nd-00:30, NM 2nd-00:05.  
Largest lead - UTEP by 4 2nd-05:19, NM by 21 1st-12:07.  
UTEP led for 04:51, NM led for 31:02. Game was tied for 04:07.

Score tied - 4 times.  
Lead changed - 6 times.

## Official Basketball Box Score -- Game Totals -- Final Statistics New Mexico vs New Mexico State 12/10/16 7:30 p.m. at Pan American Center

### New Mexico 71 • 6-4, 0-0 MWC

#	Player	Total		3-Ptr		Rebounds			PF	TP	A TO Blk Stl				Min
		FG-FGA	FG-FGA	FT-FTA	Off Def Tot	PF	TP	A TO Blk Stl							
20	LOGWOOD, Sam	f	0-2	0-0	0-0	1	1	2	1	0	0	2	0	0	11
32	WILLIAMS, Tim	f	6-9	0-0	3-5	4	4	8	3	15	0	3	0	1	33
11	AGET, Obj	c	1-2	0-0	1-2	1	4	5	3	3	0	0	1	0	18
03	HUNTER, Jordan	g	1-3	0-1	0-0	1	1	2	1	2	0	0	0	0	12
04	BROWN, Elijah	g	5-14	1-9	7-9	0	2	2	3	18	3	3	0	2	30
05	HARRIS, Jalen		2-6	0-1	1-3	0	1	1	3	5	3	2	0	1	29
14	KUIPER, Dane		6-9	3-5	0-0	1	2	3	4	15	2	2	0	2	23
21	ADAMS, Xavier		1-3	0-0	0-0	0	1	1	1	2	0	0	0	0	10
23	FURSTINGER, Joe		0-1	0-0	0-0	1	0	1	5	0	1	0	0	0	7
24	JEFFERSON, Damien		3-5	0-1	3-4	0	1	1	1	9	0	0	0	0	15
55	MACDOUGALL, Connor		1-4	0-0	0-0	0	0	0	2	2	0	1	1	0	12
	Team					1	2	3							
	Totals		26-58	4-17	15-23	10	19	29	27	71	8	14	2	6	200

FG % 1st Half: 10-25 40.0% 2nd half: 16-33 48.5% Game: 26-58 44.8%  
3FG % 1st Half: 1-6 16.7% 2nd half: 3-11 27.3% Game: 4-17 23.5%  
FT % 1st Half: 5-7 71.4% 2nd half: 10-16 62.5% Game: 15-23 65.2%

Deadball  
Rebounds  
2

### New Mexico State 84 • 8-2, 0-0 WAC

#	Player	Total		3-Ptr		Rebounds			PF	TP	A TO Blk Stl				Min
		FG-FGA	FG-FGA	FT-FTA	Off Def Tot	PF	TP	A TO Blk Stl							
11	Wilkins, Johnathon	f	2-3	0-0	0-0	2	0	2	3	4	0	2	1	0	17
22	Chuha, Eli	f	5-10	0-0	2-4	5	9	14	2	12	2	1	1	1	30
01	Haley, Jermaine	g	1-2	1-1	1-2	1	3	4	2	4	2	1	0	0	30
02	Huggins, Braxton	g	4-10	4-8	2-4	0	4	4	5	14	2	3	0	0	20
04	Baker, Ian	g	8-16	4-10	6-7	0	3	3	1	26	3	2	0	4	34
10	Jones, Jemarrio		4-6	1-1	6-10	3	7	10	3	15	3	3	2	1	31
15	Garza, Joe		1-3	0-1	4-4	0	1	1	2	6	0	2	0	0	22
24	Taylor, Matt		1-1	1-1	0-0	0	0	0	5	3	1	4	0	1	15
35	Pennie, Jalyn		0-0	0-0	0-0	0	0	0	0	0	0	0	0	0	1
	Team					0	1	1							
	Totals		26-51	11-22	21-31	11	28	39	23	84	13	18	4	7	200

FG % 1st Half: 17-29 58.6% 2nd half: 9-22 40.9% Game: 26-51 51.0%  
3FG % 1st Half: 6-12 50.0% 2nd half: 5-10 50.0% Game: 11-22 50.0%  
FT % 1st Half: 3-4 75.0% 2nd half: 18-27 66.7% Game: 21-31 67.7%

Officials: Mike Reed, Larry Spaulding, Shawn Lehigh  
Technical fouls: New Mexico-JEFFERSON, Damien, New Mexico State-Jones, Jemarrio.  
Attendance: 6298

Score by periods	1st	2nd	Total
New Mexico	26	45	71
New Mexico State	43	41	84

Points	In	Off	2nd	Fast	Bench
New Mexico	38	20	10	6	33
New Mexico State	26	24	9	2	24

Last FG - NM 2nd-00:33, NMSU 2nd-01:11.  
Largest lead - NM None, NMSU by 17 1st-01:18.  
NM led for 00:00, NMSU led for 38:28. Game was tied for 01:32.

Score tied - 1 time.  
Lead changed - 0 times.

## Official Basketball Box Score -- Game Totals -- Final Statistics Arkansas-Pine Bluff vs New Mexico 12/17/16 6:05 p.m. at WisePies Arena - The Pit/Bob King Court

### Arkansas-Pine Bluff 43 • 1-11

#	Player	Total		3-Ptr		Rebounds			PF	TP	A TO Blk Stl				Min
		FG-FGA	FG-FGA	FT-FTA	Off Def Tot	PF	TP	A TO Blk Stl							
15	Trent Steen	f	5-9	0-0	1-1	0	0	0	5	11	0	3	1	3	20
30	Deshon Bayless	f	0-6	0-2	0-0	0	2	2	3	0	0	0	0	3	15
52	David Tillman	c	0-1	0-0	0-0	0	0	0	2	0	0	1	1	0	9
10	Jaquan Lynch	g	3-10	2-4	1-1	0	0	0	3	9	2	2	0	2	32
04	Ghiavonni Robinson	g	4-14	3-9	1-1	1	3	4	1	12	0	2	0	1	29
11	Charles Jackson		0-1	0-1	0-0	0	0	0	2	0	0	0	0	0	5
03	Kennedy McKinney		0-2	0-0	0-0	0	6	0	1	0	2	3	0	1	17
12	Marquis Cunningham		0-2	0-0	0-0	1	0	1	2	0	2	1	1	0	11
13	JoeRandle Toliver		1-4	1-3	0-0	0	2	2	2	3	2	6	0	4	22
21	Artavious McDyess		0-0	0-0	0-0	1	0	1	1	0	0	2	1	1	14
22	Khalid Campbell		0-0	0-0	0-0	0	0	0	0	0	0	0	0	0	4
35	Travon Harper		2-8	0-2	4-7	1	3	4	4	8	0	1	0	2	22
	Team					4	3	7			1				
	Totals		15-57	6-21	7-10	8	13	21	26	43	8	22	4	17	200

FG % 1st Half: 3-24 12.5% 2nd half: 12-33 36.4% Game: 15-57 26.3%  
3FG % 1st Half: 1-9 11.1% 2nd half: 5-12 41.7% Game: 6-21 28.6%  
FT % 1st Half: 4-5 80.0% 2nd half: 3-5 60.0% Game: 7-10 70.0%

Deadball  
Rebounds  
1

### New Mexico 83 • 7-4

#	Player	Total		3-Ptr		Rebounds			PF	TP	A TO Blk Stl				Min
		FG-FGA	FG-FGA	FT-FTA	Off	Def	Tot	A			TO	Blk	Stl		
23	FURSTINGER, Joe	f	0-2	0-0	5-6	1	3	4	2	5	1	1	4	1	20
32	WILLIAMS, Tim	f	7-10	0-0	5-5	0	4	4	4	19	1	1	0	0	20
01	UGUAK, Aher	g	0-2	0-1	5-6	1	2	3	0	5	2	5	0	1	17
05	HARRIS, Jalen	g	1-4	0-1	0-0	0	2	2	2	2	4	0	0	2	25
14	KUIPER, Dane	g	5-9	3-6	1-1	1	3	4	1	14	3	3	1	2	25
03	HUNTER, Jordan		2-2	2-2	2-2	0	2	2	1	8	0	2	0	2	13
04	BROWN, Elijah		1-4	1-3	4-4	0	2	2	0	7	3	2	0	1	16
11	AGET, Obji		2-3	0-0	0-0	0	1	1	0	4	1	0	2	0	9
20	LOGWOOD, Sam		0-4	0-2	3-4	3	3	6	1	5	2	2	0	4	19
21	ADAMS, Xavi		1-2	0-0	2-2	1	4	5	1	5	1	1	0	1	18
30	CUMBER, Adam		0-0	0-0	0-0	0	0	0	0	0	0	0	0	2	2
31	MATHIS, Anthony		0-2	0-0	0-0	0	2	2	0	0	0	1	0	0	4
55	MACDOUGALL, Connor		0-1	0-0	10-10	4	2	6	1	10	0	3	0	0	14
	Team					1	1	2				1			
	Totals		20-45	6-17	37-40	12	32	44	13	83	18	22	8	16	200

## 2016-17 Box Scores

**Official Basketball Box Score -- Game Totals -- Final Statistics**  
**Fresno State vs New Mexico**  
**12/28/16 7 p.m. MT at WisePies Arena - The Pit**

**Fresno State 73 • 8-5, 0-1 MW**

#	Player	Total		3-Ptr	Rebounds				PF	TP	A	TO	Blk	Stl	Min
		FG-FGA	FG-FGA	FT-FTA	Off	Def	Tot								
04	EDO, Karachi	f	6-12	1-1	2-2	2	4	6	2	15	1	1	2	2	30
13	RUSSO, Cullen	f	6-12	0-1	0-0	1	4	5	3	12	2	2	0	1	31
01	HOPKINS, Jaron	g	6-11	0-0	2-4	1	3	4	3	14	2	5	0	2	38
03	WATSON, Paul	g	4-10	1-5	1-2	0	3	3	4	10	2	4	1	1	32
05	TAYLOR, Jahmel	g	6-11	3-6	2-2	2	5	7	3	17	3	0	0	1	34
11	WILLIAMS, Bryson		0-0	0-0	0-2	0	0	0	0	0	1	0	0	0	4
20	BITTNER, Sam		0-0	0-0	0-0	0	0	0	0	0	0	0	0	0	1
21	TAYLOR, Deshon		1-4	1-3	0-0	1	2	3	3	3	1	1	0	0	17
34	CARTER II, Terrell		1-2	0-0	0-0	0	1	1	4	2	0	1	0	0	13
Team						1	3	4							
Totals			30-62	6-16	7-12	8	25	33	22	73	12	14	3	7	200
FG % 1st Half: 15-30		50.0%	2nd half: 15-32	46.9%	Game: 30-62		48.4%							Deadball Rebounds 2	
3FG % 1st Half: 4-9		44.4%	2nd half: 2-7	28.6%	Game: 6-16		37.5%								
FT % 1st Half: 0-2		0.0%	2nd half: 7-10	70.0%	Game: 7-12		58.3%								

**New Mexico 78 • 8-5, 1-0 MW**

#	Player		Total FG-FGA	3-Ptr FG-FGA	FT-FTA	Rebounds Off Def Tot	PF	TP	A TO Blk Stl	Min
20	LOGWOOD, Sam	f	0-4	0-0	1-2	1 5 6	1 1	0 3	0 1	28
32	WILLIAMS, Tim	f	7-15	0-1	4-6	2 5 7	0 18	4 0	0 2	33
11	AGET, Obj	c	6-8	0-0	0-0	2 4 6	4 12	1 2	1 1	23
05	HARRIS, Jalen	g	2-4	0-0	5-6	0 2 2	2 9	3 1	0 1	27
14	KUIPER, Dane	g	3-6	2-4	2-2	0 2 2	5 10	1 0	0 1	22
03	HUNTER, Jordan	g	2-3	0-1	0-0	0 1 1	1 4	4 1	0 1	15
04	BROWN, Elijah	g	2-10	1-4	14-14	0 3 3	3 19	3 4	1 1	30
21	ADAMS, Xavier	g	0-0	0-0	2-2	1 0 1	0 2	0 1	0 2	12
55	MCDONOUGH, Connor	g	1-1	0-0	1-2	0 1 1	1 3	0 0	0 0	10
Team						1 2 3				
Totals			23-51	3-10	29-34	7 25 32	17 78	13 12	2 10	200
FG % 1st Half:		13-29	44.8%	2nd half:	10-22	45.5%	Game:	23-51	45.1%	Deadball Rebounds 1,2
3FG % 1st Half:		2-7	28.6%	2nd half:	1-3	33.3%	Game:	3-10	30.0%	
FT % 1st Half:		8-10	80.0%	2nd half:	21-24	87.5%	Game:	29-34	85.3%	

Officials: Randy McCall, Eric Curry, Michael Irving  
Technical fouls: Fresno State-None. New Mexico-None.  
Attendance: 11844

Score by periods	1st	2nd	Total		In	Off	2nd	Fast	
				Points	Paint	T/O	Chance	Break	Bench
Fresno State	34	39	<b>73</b>	FS	44	20	10	10	5
New Mexico	36	42	<b>78</b>	NM	30	12	12	10	28

Last FG - FS 2nd-00:04, NM 2nd-01:22.  
Largest lead - FS by 2 1st-16:05, NM by 14 1st-08:56.  
FS led for 01:28. NM led for 36:32. Game was tied for 02:00.

Official Basketball Box Score -- Game Totals -- Final Statistics  
NEW MEXICO vs SAN DIEGO STATE  
01-01-17 2:05 pm PST at Steve Fisher Court at Viejas Arena

## NEW MEXICO 68 • 9-5 (2-0 MW)

#		Player	Total		3-Ptr		Rebounds			PF	TP	A	TO	Blk	Stl	Min
			FG-FGA	FG-FGA	FT-FTA	Off	Def	Tot								
20		LOGWOOD, Sam	f	1-6	0-0	1-2	0	2	2	1	3	0	2	0	0	17
32		WILLIAMS, Tim	f	3-9	0-0	6-7	2	7	9	3	12	4	4	1	0	37
11		AGET, Obij	c	0-0	0-0	0-0	0	2	2	2	0	0	0	1	0	10
04		BROWN, Elijah	g	5-13	4-6	8-8	0	2	2	3	22	1	3	0	2	36
05		HARRIS, Jalen	g	4-6	0-1	1-3	0	2	2	3	9	2	1	1	0	30
03		HUNTER, Jordan		0-0	0-0	0-0	0	0	0	1	0	2	1	0	0	11
14		KUIPER, Dane		3-5	2-3	0-0	1	7	8	1	8	3	1	1	2	20
21		ADAMS, Xavier		3-4	0-1	2-2	3	2	5	2	8	1	1	0	2	24
24		JEFFERSON, Damien		1-4	0-1	2-4	2	1	3	0	4	0	1	0	0	7
55		MACDOUGALL, Connor		1-4	0-0	0-0	1	2	3	1	2	0	2	0	0	8
		Team					2	0	2							
		Totals		21-51	6-12	20-26	11	27	38	17	68	13	16	4	6	200
		FG % 1st Half: 8-22	36.4%	2nd half: 13-29		44.8%	Game: 21-51		41.2%	Deadball Rebounds 5						
		3FG % 1st Half: 2-6	33.3%	2nd half: 4-6		66.7%	Game: 6-12		50.0%							
		FT % 1st Half: 7-11	63.6%	2nd half: 13-15		86.7%	Game: 20-26		76.9%							

**SAN DIEGO STATE 62 • 8-5 (0-1 MW)**

#	Player		Total		3-Ptr		Rebounds			PF	TP	A	To	Blk	Stl	Min
			FG-FGA	FT-FTA	FG-FGA	FT-FTA	Off	Def	Tot							
10	HOETZEL, Max	f	4-6	2-4	0-0	2	2	4	5	10	1	0	0	0	14	
14	CHEATHAM, Zylan	f	2-6	0-0	3-4	2	6	8	3	7	1	6	0	3	31	
03	KELL, Trey	g	3-10	2-7	4-5	0	0	0	1	12	5	1	0	3	36	
04	ALLEN, Dakari	g	3-6	0-2	2-2	1	5	6	3	8	1	3	1	4	34	
42	HEMSLEY, Jeremy	g	6-16	1-7	3-6	1	2	3	3	16	2	3	0	2	37	
11	WILLIAMS, D'Errry		0-2	0-0	0-0	0	1	1	1	0	1	1	0	0	10	
23	GILL-CAESAR, Montagu		0-3	0-0	0-0	1	0	1	1	0	1	1	0	0	16	
45	IZUNDU, Valentine		4-4	0-0	1-1	1	2	3	1	9	0	1	3	1	22	
	Team					0	1	1								
Totals			22-53	5-23	13-18	8	29	27	18	62	12	16	4	13	200	
FG % 1st Half: 13-28			46.4%	2nd half: 9-25	36.0%	Game: 22-53			41.5%	Deadball Rebounds						
3FG % 1st Half: 3-11			27.3%	2nd half: 2-12	16.7%	Game: 5-23			21.7%	1,1						
FT % 1st Half: 7-7			100.0	2nd half: 6-11	54.5%	Game: 13-18			72.2%							

Officials: David Hall, John Higgins, Kelly Self  
Technical fouls: NEW MEXICO-None. SAN DIEGO STATE-None.  
Attendance: 12414

<b>Score by periods</b>	<b>1st</b>	<b>2nd</b>	<b>Total</b>						
NEW MEXICO	25	43	<b>68</b>	Points	In	Off	2nd	Fast	
				NM	Paint	T/O	Chance	Break	Bench
SAN DIEGO STATE	36	26	<b>62</b>	SDSU	26	11	7	8	22
					32	17	11	9	9

Last FG - NM 2nd-00:17, SDSU 2nd-04:18.  
Largest lead - NM by 6 2nd-00:17, SDSU by 11 1st-12:18.  
NM led for 01:57. SDSU led for 35:41. Game was tied for 01:56.

**Official Basketball Box Score -- Game Totals -- Final Statistics**  
**New Mexico vs Utah State**  
**01/04/17 9:05 p.m. at Logan, Utah (Dee Glen Smith Spectrum)**

**New Mexico 75 • 9-6/2-1 MW**

#	Player		Total	FG-FGA	3-Ftr	FT-FTA	Off	Def	Total	PF	TP	A	To	Blk	Stl	Min
20	LOGWOOD, Sam	f	17-17	0-0	1-2	2	1	3	0	5	0	0	0	0	1	23
22	WILLIAMS, Tim	f	2-8	0-1	4-5	2	5	7	3	30	1	3	0	0	0	35
11	AGET, Obij	c	4-4	0-0	0-0	1	2	3	0	8	0	3	0	0	1	20
04	BROWN, Elijah	g	4-8	3-5	6-8	2	1	3	4	17	0	2	0	1	1	15
05	HARRIS, Jalen	g	2-7	0-2	0-0	0	3	3	4	4	8	3	0	2	33	
14	KUIPER, Dane	f	1-2	1-2	0-0	0	2	2	3	2	1	0	1	0	1	19
21	ADAMS, Xavier	f	0-0	0-0	0-0	0	1	1	0	0	1	2	0	0	0	8
23	FURSTINGER, Joe	f	0-1	0-0	1-2	1	1	2	4	1	0	0	0	0	0	11
24	JEFFERSON, Damien	f	2-5	0-1	1-1	0	1	1	2	5	3	1	1	0	0	25
31	MATHIS, Anthony	f	0-1	0-1	0-0	0	1	1	0	0	1	0	0	0	0	7
55	MACDOUGALL, Connor	f	0-0	0-0	2-2	0	2	2	0	2	0	0	0	0	0	4
	Team						1	0	1							
	Totals		28-53	4-12	15-20		9	20	20	75	16	15	1	6	200	
	FG % 1st Half: 15-26		57.7%	2nd half: 13-27		48.1%	Game: 28-53		52.8%							Deadball
	3FG % 1st Half: 1-1		100.0%	2nd half: 3-11		27.3%	Game: 4-15		26.7%							Rebounds
	FT % 1st Half: 7-10		70.0%	2nd half: 8-10		80.0%	Game: 15-20		75.0%							

## Utah State 79 • 7-7/1-2 MW

#	Player	Total	FG-FGA	3-PT	FT-FTA	Rebounds	PF	TP	A	To	Bk	Stl	Min		
						Off	Def	Tot							
11	DARGENTON, Alexis	f	3-6	0-0	0-0	4	3	7	3	6	1	4	1	21	
15	JANICEK, Norbert	f	3-4	0-0	0-0	1	3	4	3	6	0	2	0	24	
21	McEWEN, Koby	g	2-6	2-4	12-16	1	4	5	5	18	3	2	0	1	27
03	MERRILL, Sam	g	5-14	3-6	0-0	1	0	1	2	13	8	0	0	3	36
14	MOORE, Jalen	g	13-13	4-8	4-4	1	6	7	3	20	5	0	0	2	39
00	RECTOR, Shane	g	2-3	0-0	1-2	0	1	1	0	5	2	3	0	0	20
05	PEARLE, Quinn	g	0-0	0-0	0-0	0	0	0	1	0	0	0	0	0	4
10	TAYLOR, Julian	g	4-5	1-2	1-4	2	1	3	1	10	0	0	0	1	18
13	BARNABA, Ngor	g	0-2	0-2	1-2	0	1	1	2	1	0	1	0	0	11
	Team					2	0	2			1				
	Totals		25-53	10-22	19-28	12	19	31	20	79	13	1	9	200	
	FG % 1st Half:	7-13	53.8%	2nd half:	12-30	40.0%	Game:	25-53	47.2%						Deadball Rebounds
	3PT % 1st Half:	3-9	33.3%	2nd half:	3-9	33.3%	Game:	19-28	67.9%						
	FT % 1st Half:	4-9	44.4%	2nd half:	15-19	78.9%	Game:	19-28	67.9%						

Officials: Larry Spaulding, Mike Reed, Bob Staffen  
Technical fouls: New Mexico-None. Utah State-None  
Attendance: 3897

Score by periods	1st	2nd	Total		In	Off	2nd	Fast	
				Points	Paint	T/O	Chance	Break	Bench
New Mexico	38	37	75	NM	42	16	9	4	11
Utah State	37	42	79	US	28	16	19	8	16

Last FG - NM 2nd-00:01, US 2nd-00:08.  
Largest lead - NM by 5 1st-11:15, US by 10 2nd-00:08.  
NM led for 18:54. US led for 14:38. Game was tied for 06:28.

**Official Basketball Box Score -- Game Totals -- Final Statistics**  
**Nevada vs New Mexico**  
**01/07/17 9:15 p.m. MT at WisePies Arena - The Pit**

**Nevada 105 • 14-3, 3-1 MW**

#	Player		Total			3-Ptr			Rebounds			PF	TP	A	To	Blk	Stl	Min
			FG	FG%	FTA	FG	FG%	FTA	Off	Def	Tot							
24	CAROLINE, Jordan	f	17-29	5-8	6-12	5	8	13	4	45	1	1	0	1	0	43		
00	OLIVER, Cameron	c	5-12	0-4	3-4	0	9	9	2	13	3	0	5	0	32			
01	MARSHALL, Marcus	g	8-16	6-12	4-5	0	3	3	5	26	1	2	0	0	37			
14	DREW, Lindsey	g	2-4	0-0	0-0	0	3	3	4	4	4	3	1	0	28			
05	FENNER, D.J.	g	2-7	2-5	3-4	1	6	7	5	9	6	4	1	0	32			
02	KING II, Leland		0-3	0-0	0-0	1	1	2	2	0	1	0	0	0	6			
04	RAMSEY, Devealr		1-3	1-2	2-2	0	4	4	4	5	9	1	0	0	33			
23	TOOLEY, Charlie		1-1	1-1	0-0	0	0	0	3	3	0	0	0	0	6			
34	CARLSON, John		0-0	0-0	0-0	0	1	1	1	0	0	0	0	0	8			
	Team					4	1	5										
	Totals		36-75	15-32	18-27	11	36	47	30	105	25	12	9	2	225			
	FG 1st Half:	11-29	37.9%	2nd half:	21-37	56.8%	OT:	4	9	44.4%	Game:	36-75	48.0%			Deadball		
	3FG 1st Half:	2-10	20.0%	2nd half:	12-18	66.7%	OT:	1-4	25.0%	Game:	15-32	46.9%				Rebounds		
	FT 1st Half:	7-10	70.0%	2nd half:	9-14	64.3%	OT:	2-3	66.7%	Game:	18-27	66.7%	4.1					

**New Mexico 104 • 9-7, 2-2 MW**

#	Player	Total	3-Ptr	Rebounds	PF	TP	A	To	Blk	Stl	Min			
		FG-FGA	FG-FTA	Off Def Tot										
14	KUIPER, Dane	f 3-5	0-0	2-2	1	0	1	4	8	0	0	26		
32	WILLIAMS, Tim	f 10-16	0-0	6-10	2	6	8	3	26	2	1	50	41	
11	AGET, Obij	c 1-5	0-0	0-0	3	1	4	1	2	1	0	1	14	
04	BROWN, Elijah	c 7-15	3-6	9-12	0	4	4	3	26	2	2	0	35	
05	HARRIS, Jalen	g 4-11	0-2	7-10	0	9	9	3	15	4	0	1	37	
01	UGUAK, Aher	g 0-1	0-1	0-0	0	0	0	0	0	0	1	0	3	
23	LOGWOOD, Sam	g 4-7	1-3	0-2	0	4	4	2	9	0	0	1	1	29
20	FURSTINGER, Joe	0-0	0-0	2-2	0	0	0	4	2	1	0	0	0	9
24	JEFFERSON, Damien	5-8	1-1	0-2	0	3	3	3	11	2	1	0	0	23
31	MATHIS, Anthony	2-5	1-3	0-0	0	1	1	0	5	4	0	0	0	7
55	MACDOUGALL, Connor	0-0	0-0	0-0	0	0	0	0	0	0	0	0	0	2
	Team				0	5	5							
	Totals	36-73	6-17	26-40	6	33	39	23	104	16	5	8	7	225
	FG 1st Half:	17-35	48.6%	2nd half:	18-33	54.5%	OT:	1-5	20.0%	Game:	36-73	49.3%	Deadball	
	3FG 1st Half:	4-9	44.4%	2nd half:	1-2	16.7%	OT:	2-2	50.0%	Game:	6-17	35.3%	Rebounds	
	FT 1st Half:	6-6	100.0%	2nd half:	13-26	50.0%	OT:	7-8	87.5%	Game:	26-40	65.0%	8	

Officials: Christ Rastatter, Tom O'Niell, D.G. Nelson  
Technical fouls: Nevada-FENNER, D.J.; CAROLINE, Jordan. New  
Mexico-JEFFERSON, Damien.  
Attendance: 11235

Score by periods	1st	2nd	OT	Total	Points	In Paint	Off T/O	2nd Chance	Fast Break	Bench
Nevada	31	63	11	105	NV	36	9	5	14	8
New Mexico	44	50	10	104	NM	48	10	11	12	27

Last FG - NV OT-00:02, NM OT-03:35.  
Largest lead - NV by 3 1st-18:26, NM by 25 2nd-11:00.  
NV led for 02:16. NM led for 40:04. Game was tied for 02:34.

2016-17 Box Scores

Official Basketball Box Score -- Game Totals -- Final Statistics

UNLV vs New Mexico

01/10/17 7 p.m. MT at WisePies Arena - The Pit

New Mexico 71 • 9-9, 2-3 MW

#	Player	Total		3-Ptr		Rebounds			PF	TP	A TO Blk Stl				Min
		FG-FGA	FG-FGA	FT-FTA	Off Def Tot	PF	TP	A TO Blk Stl							
11	DEMBELE, Cheickna	f	4-8	0-0	0-3	3	1	4	3	8	0	2	3	0	28
20	JONES, Christian	f	3-6	0-0	3-3	2	6	8	2	9	1	4	0	0	31
02	OFOGBU, Uche	g	4-8	3-4	3-4	1	7	8	2	14	2	2	0	4	35
05	POYSER, Jalen	g	2-13	2-7	4-4	1	2	3	1	10	5	1	0	0	36
30	MOORING, Jovan	g	6-12	3-6	4-5	1	3	4	2	19	6	1	0	5	36
03	CLYBURN, Kris		0-0	0-0	0-0	0	2	2	1	0	0	0	0	0	6
01	GREEN, Tyrell		3-8	1-3	0-0	0	2	2	3	7	0	1	0	1	19
10	MORGAN, Zion		1-3	0-1	1-1	0	0	0	0	3	1	0	0	0	7
31	BAXTER JR, Troy		0-2	0-0	1-2	0	0	0	0	1	0	0	0	0	2
Team						4	0	4							
Totals			23-60	9-21	16-22	12	23	35	14	71	15	11	3	10	200

FG % 1st Half: 11-35 31.4%

2nd half: 12-25 48.0%

Game: 23-60 38.3%

3FG % 1st Half: 4-11 36.4%

2nd half: 5-10 50.0%

Game: 9-21 42.9%

FT % 1st Half: 5-7 71.4%

2nd half: 11-15 73.3%

Game: 16-22 72.7%

Deadball Rebounds 2

New Mexico 66 • 9-8, 2-3 MW

#	Player	Total		3-Ptr		Rebounds			PF	TP	A TO Blk Stl				Min
		FG-FGA	FG-FGA	FT-FTA	Off Def Tot	PF	TP	A TO Blk Stl							
14	KUIPER, Dane	f	6-10	3-5	2-2	0	4	4	1	17	3	3	0	1	37
32	WILLIAMS, Tim	f	5-8	0-0	1-2	0	7	7	2	11	1	2	0	0	39
11	AGET, Obij	c	1-1	0-0	2-3	0	1	1	3	4	0	0	7	0	20
04	BROWN, Elijah	g	4-13	0-5	5-5	1	5	6	4	13	3	2	0	1	37
05	HARRIS, Jalen	g	4-4	1-1	2-2	0	3	3	4	11	4	5	0	0	25
03	HUNTER, Jordan		0-1	0-0	0-0	0	0	0	1	0	0	0	0	0	2
20	LOGWOOD, Sam		0-2	0-1	0-0	0	1	1	2	0	0	0	0	0	5
23	FURSTINGER, Joe		2-4	0-0	2-3	2	1	3	1	6	0	1	1	0	20
24	JEFFERSON, Damien		1-3	0-1	0-0	0	1	1	0	2	0	0	0	1	4
31	MATHIS, Anthony		1-4	0-2	0-0	0	2	2	3	2	3	0	0	2	11
Team						1	3	4							
Totals			24-50	4-15	14-17	4	28	32	21	66	14	13	8	5	200

FG % 1st Half: 15-27 55.6%

2nd half: 9-23 39.1%

Game: 24-50 48.0%

3FG % 1st Half: 3-8 37.5%

2nd half: 1-7 14.3%

Game: 4-15 26.7%

FT % 1st Half: 4-5 80.0%

2nd half: 10-12 83.3%

Game: 14-17 82.4%

Deadball Rebounds 2,1

Officials: David Hall, Verne Harris, Eric Curry

Technical fouls: UNLV-None. New Mexico-None.

Attendance: 11379

Score by periods	1st	2nd	Total
UNLV	31	40	71
New Mexico	37	29	66

Points

LV

NM

In Paint

22

24

Off T/O

20

14

2nd Chance

10

2

Fast Break

6

10

Bench

11

10

Score tied - 4 times.

Lead changed - 5 times.

Last FG - LV 2nd-01:33, NM 2nd-01:19.

Largest lead - LV by 7 2nd-12:31, NM by 11 1st-09:32.

LV led for 10:24, NM led for 26:17, Game was tied for 03:19.

59 84 • 10-8, 3-3 MW

Official Basketball Box Score -- Game Totals -- Final Statistics

New Mexico vs Colorado State

1/14/17 12:06 pm at Fort Collins, Colo. (Moby Arena)

New Mexico 84 • 10-8, 3-3 MW

#	Player	Total		3-Ptr		Rebounds			PF	TP	A TO Blk Stl				Min
		FG-FGA	FG-FGA	FT-FTA	Off Def Tot	PF	TP	A TO Blk Stl							
14	KUIPER, Dane	f	4-4	0-0	2-2	1	1	2	5	10	2	1	1	0	25
32	WILLIAMS, Tim	f	7-13	0-0	1-3	2	7	9	3	15	1	4	1	1	34
11	AGET, Obij	c	4-4	0-0	0-0	1	2	3	3	8	2	1	0	0	17
04	BROWN, Elijah	g	6-12	4-6	9-11	0	9	9	4	25	7	4	1	1	30
05	HARRIS, Jalen	g	0-3	0-1	0-0	0	0	0	2	0	1	2	1	0	21
01	UGUAK, Aher		0-0	0-0	0-2	1	1	2	0	0	1	0	0	0	5
03	HUNTER, Jordan		2-5	1-1	0-0	0	2	2	4	5	2	2	0	0	21
20	LOGWOOD, Sam		1-3	0-0	2-4	0	1	1	3	4	0	1	0	0	13
23	FURSTINGER, Joe		3-6	0-0	1-1	3	2	5	3	7	1	1	2	0	21
24	JEFFERSON, Damien		3-4	1-1	3-4	0	1	1	2	10	0	0	0	0	13
Team						1	4	5	1						
Totals			30-54	6-9	18-27	9	30	39	30	84	17	17	6	2	200

FG % 1st Half: 16-31 51.6%

2nd half: 14-23 60.9%

Game: 30-54 55.6%

3FG % 1st Half: 5-7 71.4%

2nd half: 1-2 50.0%

Game: 6-9 66.7%

FT % 1st Half: 7-12 58.3%

2nd half: 11-15 73.3%

Game: 18-27 66.7%

Deadball Rebounds 6

Officials: Larry Spaulding, Mike Reed, Randy Heimerman

Technical fouls: New Mexico-HUNTER, Jordan; TEAM. Colorado State-PAIGE,J.D.;

NIXON,Prentiss.

Attendance: 3418

Score by periods	1st	2nd	Total
New Mexico	44	40	84
Colorado State	34	37	71

Points

NM

CSU

In Paint

32

16

Off T/O

13

7

2nd Chance

17

11

Fast Break

10

2

Bench

26

 8 |

Score tied - 3 times.

Lead changed - 10 times.

Last FG - NM 2nd-03:13, CSU 2nd-01:23.

Largest lead - NM by 21 2nd-09:54, CSU by 2 1st-16:55.

NM led for 36:42, CSU led for 01:56, Game was tied for 01:22.

59 81 • 11-8 (4-3 MW)

Official Basketball Box Score -- Game Totals -- Final Statistics

New Mexico vs Boise State

01/17/17 9 pm at Boise, Idaho (Taco Bell Arena)

New Mexico 81 • 11-8 (4-3 MW)

#	Player	Total		3-Ptr		Rebounds			PF	TP	A TO Blk Stl				Min
		FG-FGA	FG-FGA	FT-FTA	Off Def Tot	PF	TP	A TO Blk Stl							
14	KUIPER, Dane	f	2-3	1-2	0-0	0	0	0	5	5	1	0	0	1	25
32	WILLIAMS, Tim	f	8-16	1-1	2-2	1	2	3	1	19	1	3	0	3	38
11	AGET, Obij	c	1-4	0-0	2-2	2	2	4	3	4	0	0	0	1	22
04	BROWN, Elijah	g	4-13	2-6	6-7	0	7	7	2	16	4	4	0	1	33
05	HARRIS, Jalen	g	2-3	0-0	2-2	0	2	2	0	6	1	0	0	1	23
03	HUNTER, Jordan		2-5	1-2	6-6	1	1	2	2	11	2	1	0	1	20
20	LOGWOOD, Sam		6-7	1-1	3-3	1	3	4	2	16	0	1	0	1	22
23	FURSTINGER, Joe		0-1	0-0	0-0	0	2	2	2	0	0	0	0	0	9
24	JEFFERSON, Damien		2-2	0-0	0-0	0	2	2	3	4	1	2	0	0	8
Team						1	1	2							
Totals			27-54	6-12	21-22	6	22	28	20	81	10	12	0	9	200

FG % 1st Half: 19-29 65.5%

2nd half: 8-25 32.0%

Game: 27-54 50.0%

3FG % 1st Half: 5-7 71.4%

2nd half: 1-5 20.0%

Game: 6-12 50.0%

FT % 1st Half: 6-7 85.7%

2nd half: 15-15 100.0

Game: 21-22 95.5%

Deadball Rebounds 1,1

Officials: Randy McCall, Dick Cartmell, Bob Staffen

Technical fouls: New Mexico-None. Boise State-None.

Attendance: 3752

Score by periods	1st	2nd	Total
New Mexico	49	32	81
Boise State	31	39	70

Points

NM

BSU

In Paint

28

32

Off T/O

19

11

2nd Chance

5

13

Fast Break

6

 7 |

Bench

31 26 |

Score tied - 0 times.

Lead changed - 0 times.

Last FG - NM 2nd-02:24, BSU 2nd-00:58.

Largest lead - NM by 20 1st-00:15, BSU None.

NM led for 39:42, BSU led for 00:00, Game was tied for 00:18.

59 71 • 13-7, 3-4 MW

Official Basketball Box Score -- Game Totals -- Final Statistics

Wyoming vs New Mexico

01/21/17 6 p.m. MT at WisePies Arena - The Pit

Wyoming 71 • 13-7, 3-4 MW

#	Player	Total		3-Ptr		Rebounds			PF	TP	A TO Blk Stl				Min
		FG-FGA	FG-FGA	FT-FTA	Off Def Tot	PF	TP	A TO Blk Stl							
05	Hernndon, Alan	f	4-9	2-7	0-1	0	8	8	3	10	1	1	3	0	34
33	NAUGHTON, Jordan	f	2-5	0-0	0-0	2	1	3	2	4	0	2	0	0	19
03	AKA GORSKI,Alexander	g	4-12	4-10	0-0	1	3	4	2	12	2	1	0	1	32
11	LIEBERMAN, Jeremy	g	2-3	2-2	0-0	0	2	2	2	6	4	0	0	0	23
23	MCNAMANEN, Jason	g	0-5	0-3	0-1	0	2	2	0	5	0	0	0	0	27
01	JAMES, Justin		6-9	0-0	2-4	0	2	2	3	14	2	3	1	0	18
10	KELLEY, Cody		1-1	1-1	0-0	0	1	1	1	3	2	1	0	1	9
20	DALTON, Hayden		5-14	2-6	5-5	4	9	13	4	17	0	4	2	0	27
24	ADAMS, Louis		2-3	0-0	1-2	0	1	1	0	5	1	1	0	0	11
Team						0	3	3							
Totals			26-61	11-29	8-13	7	32	39	19	71	17	13	6	2	200

FG % 1st Half: 13-31 41.9%

2nd half: 13-30 43.3%

Game: 26-61 42.6%

3FG % 1st Half: 7-13 53.8%

2nd half: 4-16 25.0%

Game: 11-29 37.9%

FT % 1st Half: 5-7 71.4%

2nd half: 3-6 50.0%

Game: 8-13 61.5%

Deadball Rebounds 2,1

Officials: Michael Greenstein, Brent Meaux, Jon Stigliano

Technical fouls: Wyoming-None. New Mexico-None.

Attendance: 12501

Score by periods	1st	2nd	Total
Wyoming	38	33	71
New Mexico	38	40	78

Points

WY

NM

In Paint

24

34

Off T/O

1

13

2nd Chance

11

 4 |

Fast Break

16 17 |

Bench

39 14 |

Score tied - 4 times.

Lead changed - 1 time.

Last FG - WY 2nd-00:12, NM 2nd-04:19.

Largest lead - WY by 4 1st-16:33, NM by 9 2nd-04:19.

WY led for 04:08, NM led for 32:53, Game was tied for 02:57.



2016-17 Box Scores

Official Basketball Box Score -- Game Totals -- Final Statistics

Utah State vs New Mexico

01/24/17 9 p.m. MT at WisePies Arena - The Pit

Utah State 61 • 8-11, 2-6 MW

#	Player	Total		3-Ptr		Rebounds			PF	TP	A TO Blk Stl				Min
		FG-FGA	FG-FGA	FT-FTA	Off Def Tot										
11	DARGENTON, Alexis	f	3-9	0-2	1-2	0	2	2	4	7	1	0	4	0	34
15	JANICEK, Norbert	f	1-2	0-0	0-0	1	2	3	4	2	0	3	0	0	18
01	McEWEN, Koby	g	4-7	2-3	7-9	0	7	7	2	17	2	2	0	1	32
03	MERRILL, Sam	g	2-7	1-4	0-0	1	0	1	1	5	3	2	0	2	28
14	MOORE, Jalen	g	6-12	1-3	1-2	1	6	7	2	14	2	2	0	0	38
00	RECTOR, Shane		3-4	2-3	0-0	1	0	1	3	8	1	2	0	0	16
05	PEARRE, Julien		1-3	0-2	0-1	0	0	0	1	2	0	0	0	1	13
10	TAYLOR, Quinn		3-7	0-0	0-3	3	1	4	2	6	0	1	0	0	18
24	BRITO, Diogo		0-0	0-0	0-0	0	0	0	0	0	0	0	0	0	3
Team						1	2	3							
Totals			23-51	6-17	9-17	8	20	28	19	61	9	12	4	4	200

FG % 1st Half: 12-26 46.2%

2nd half: 11-25 44.0%

Game: 23-51 45.1%

3FG % 1st Half: 1-7 14.3%

2nd half: 5-10 50.0%

Game: 6-17 35.3%

FT % 1st Half: 4-7 57.1%

2nd half: 5-10 50.0%

Game: 9-17 52.9%

Deadball Rebounds 2

New Mexico 74 • 13-8, 6-3 MW

#	Player	Total		3-Ptr		Rebounds			PF	TP	A TO Blk Stl				Min
		FG-FGA	FG-FGA	FT-FTA	Off Def Tot										
14	KUIPER, Dane	f	4-9	0-3	0-0	0	4	4	2	8	2	1	0	0	35
32	WILLIAMS, Tim	f	6-11	0-0	1-1	1	4	5	4	13	2	0	0	0	30
11	AGET, Obij	c	0-2	0-0	0-0	1	0	1	3	0	0	1	2	0	13
04	BROWN, Elijah	g	8-13	2-5	6-6	1	7	8	2	24	3	5	0	1	34
05	HARRIS, Jalen	g	3-3	1-1	0-0	0	1	1	1	7	3	2	0	1	21
03	HUNTER, Jordan		1-5	0-3	4-4	0	1	1	1	6	5	0	0	2	21
20	LOGWOOD, Sam		0-2	0-0	0-0	0	1	1	1	0	0	0	0	0	5
23	FURSTINGER, Joe		0-2	0-0	0-0	1	4	5	0	0	2	0	1	0	21
24	JEFFERSON, Damien		3-3	0-0	0-0	0	2	2	2	6	0	1	0	0	10
55	MACDOUGALL, Connor		2-4	0-0	6-6	1	1	2	3	10	0	0	2	0	10
Team						2	1	3							
Totals			27-54	3-12	17-17	7	26	33	19	74	17	10	5	4	200

FG % 1st Half: 14-30 46.7%

2nd half: 13-24 54.2%

Game: 27-54 50.0%

3FG % 1st Half: 1-6 16.7%

2nd half: 2-6 33.3%

Game: 3-12 25.0%

FT % 1st Half: 3-3 100.0

2nd half: 14-14 100.0

Game: 17-17 100.0

Deadball Rebounds 0

Officials: David Hall, Verne Harris, Mike Reed

Technical fouls: Utah State-None, New Mexico-None.

Attendance: 10698

Score by periods				1st	2nd	Total	In Paint	Off T/O	2nd Chance	Fast Break	Bench
Utah State				29	32	61	30	9	6	4	16
New Mexico				32	42	74	24	18	9	2	22

Score tied - 8 times.

Lead changed - 8 times.

Last FG - US 2nd-01:36, NM 2nd-03:30.

Largest lead - US by 2 1st-13:03, NM by 15 2nd-03:30.

US led for 04:17, NM was tied for 31:30, Game was tied for 04:13.

Official Basketball Box Score -- Game Totals -- Final Statistics

New Mexico vs Nevada

01/28/17 1:00 p.m. at Reno, Nev. (Lawlor Events Center)

New Mexico 65 • 13-9 (6-4 MW)

#	Player	Total		3-Ptr		Rebounds			PF	TP	A TO Blk Stl				Min
		FG-FGA	FG-FGA	FT-FTA	Off Def Tot										
14	KUIPER, Dane	f	1-8	0-6	0-0	0	0	0	0	3	2	1	2	0	26
32	WILLIAMS, Tim	f	8-12	0-0	2-4	2	4	6	2	18	3	0	0	0	36
11	AGET, Obij	c	1-3	0-0	0-0	0	4	4	3	2	0	0	0	1	24
04	BROWN, Elijah	g	5-16	3-9	5-7	1	4	5	1	18	5	6	0	1	38
05	HARRIS, Jalen	g	2-3	1-1	2-2	0	1	1	4	7	3	1	0	0	19
01	UGUAK, Aher		1-3	0-2	0-0	1	0	1	1	2	0	1	0	0	8
03	HUNTER, Jordan		1-4	1-4	2-2	0	1	1	0	5	2	3	0	0	21
20	LOGWOOD, Sam		0-1	0-0	0-0	0	0	0	0	1	0	2	0	1	5
23	FURSTINGER, Joe		2-2	0-0	1-2	2	2	4	2	5	2	0	0	0	9
24	JEFFERSON, Damien		0-2	0-1	0-0	2	0	2	0	0	1	0	0	0	11
55	MACDOUGALL, Connor		1-1	0-0	4-4	1	2	3	2	6	0	1	0	1	3
Team						2	3	5							
Totals			22-55	5-23	16-21	11	21	32	19	65	17	17	0	6	200

FG % 1st Half: 11-28 39.3%

2nd half: 11-27 40.7%

Game: 22-55 40.0%

3FG % 1st Half: 2-10 20.0%

2nd half: 3-13 23.1%

Game: 5-23 21.7%

FT % 1st Half: 7-10 70.0%

2nd half: 9-11 81.8%

Game: 16-21 76.2%

Deadball Rebounds 2,1

Officials: Randy McCall, Eric Curry, D.G. Nelson

Attendance: 10727

Score by periods				1st	2nd	Total	In Paint	Off T/O	2nd Chance	Fast Break	Bench
New Mexico				31	34	65	30	15	9	5	18
Nevada				37	45	82	22	20	8	9	19

Score tied - 3 times.

Lead changed - 3 times.

Official Basketball Box Score -- Game Totals -- Final Statistics

San Jose State vs New Mexico

02/04/17 4 p.m. MT at WisePies Arena - The Pit

San Jose State 78 • 11-10, 4-6 MW

#	Player	Total		3-Ptr		Rebounds			PF	TP	A TO Blk Stl				Min
		FG-FGA	FG-FGA	FT-FTA	Off Def Tot										
15	CLARKE, Brandon	f	8-14	0-0	1-6	3	4	7	2	17	2	2	4	2	35
32	WELAGE, Ryan	f	7-11	4-6	2-2	0	8	8	1	20	1	2	0	0	30
00	BROWN, Terrell	g	5-9	2-3	5-8	0	3	3	2	17	5	0	0	0	38
21	JAMES, Jalen	g	0-2	0-0	0-0	0	0	0	0	2	0	0	3	0	10
25	HILLSMAN, Jaycee	g	2-4	0-1	6-6	0	6	6	3	10	1	2	0	0	36
04	MITCHELL, Brandon		2-3	0-1	1-3	0	1	1	2	5	2	1	1	1	13
10	NICHOLS, Isaiah		0-0	0-0	0-0	0	0	0	0	4	0	2	1	0	9
20	THORNTON, Isaac		3-7	1-5	2-2	1	3	4	2	9	2	0	1	1	25
24	SINGER, Ryan		0-0	0-0	0-0	0	0	0	0	0	0	0	0	0	1
33	SCHWARTZ, Cody		0-0	0-0	0-0	0	0	0	0	0	0	0	0	0	3
Team						0	2	2							
Totals			27-50	7-16	17-27	4	27	31	18	78	15	11	6	5	200

FG % 1st Half: 15-26 57.7%

2nd half: 12-24 50.0%

Game: 27-50 54.0%

3FG % 1st Half: 5-10 50.0%

2nd half: 2-6 33.3%

Game: 7-16 43.8%

FT % 1st Half: 0-3 0.0%

2nd half: 17-24 70.8%

Game: 17-27 63.0%

Deadball Rebounds 4,2

Officials: Christ Rastatter, Rick O'Neill, Jon Stigliano

Technical fouls: San Jose State-None, New Mexico-None.

Attendance: 12731

Score by periods				1st	2nd	Total	In Paint	Off T/O	2nd Chance	Fast Break	Bench
San Jose State				35	43	78	36	23	2	6	14
New Mexico				35	33	68	28	11	10	4	20

Score tied - 7 times.

Lead changed - 6 times.

Official Basketball Box Score -- Game Totals -- Final Statistics

New Mexico vs UNLV

02/01/17 8:00 PM at Tarkanian Court, Thomas & Mack Center

New Mexico 80 • 14-9, 7-4

#	Player	Total		3-Ptr		Rebounds			PF	TP	A TO Blk Stl				Min
		FG-FGA	FG-FGA	FT-FTA	Off Def Tot										
23	FURSTINGER, Joe	f	1-2	0-0	1-3	2	1	3	3	3	1	2	1	0	13
24	JEFFERSON, Damien	f	6-11	1-2	0-1	4	5	9	4	13	4	2	0	2	36
11	AGET, Obij	c	6-12	0-0	3-3	5	6	11	2	15	1	2	1	1	34
04	BROWN, Elijah	g	8-17	5-9	8-8	0	7	7	0	29	2	3	0	1	38
05	HARRIS, Jalen	g	1-5	0-1	0-0	0	1	1	4	2	1	1	1	0	22
01	UGUAK, Aher		0-1	0-0	0-0	2	0	2	3	0	0	2	0	0	10
03	HUNTER, Jordan		2-3	1-1	3-4	0	1	1	4	8	1	2	0	0	14
20	LOGWOOD, Sam		4-8	0-2	0-1	1	4	5	3	8	1	1	0	0	27
55	MACDOUGALL, Connor		1-1	0-0	0-0	0	0	0	1	2	0	0	0	0	6
Team						1	2	3							
Totals			29-60	7-15	15-20	15	27	42	24	80	11	16	3	4	200

FG % 1st Half: 14-28 50.0%

2nd half: 15-32 46.9%

Game: 29-60 48.3%

3FG % 1st Half: 3-7 42.9%

2nd half: 4-8 50.0%

Game: 7-15 46.7%

FT % 1st Half: 4-6 66.7%

2nd half: 11-14 78.6%

Game: 15-20 75.0%

Deadball Rebounds 2

Officials: John Higgins, Verne Harris, Kelly Pfeiffer

Technical fouls: New Mexico-None, UNLV-None.

Attendance: 12001

Score by periods				1st	2nd	Total	In Paint	Off T/O	2nd Chance	Fast Break	Bench
New Mexico				35	45	80	28	8	11	8	18
UNLV				35	42	77	32	25	10	8	27

Score tied - 13 times.

Lead changed - 13 times.

Official Basketball Box Score -- Game Totals -- Final Statistics

San Jose State vs New Mexico

02/04/17 4 p.m. MT at WisePies Arena - The Pit

New Mexico 68 • 14-10, 7-5 MW

#	Player	Total		3-Ptr		Rebounds			PF	TP	A TO Blk Stl				Min
		FG-FGA	FG-FGA	FT-FTA	Off Def Tot										
20	LOGWOOD, Sam	f	6-10	2-2	5-7	1	6	7	3	19	0	1	1	1	38
11															

# 2016-17 Box Scores

## Official Basketball Box Score -- Game Totals -- Final Statistics New Mexico vs Air Force 2/8/17 7:05 PM MT at Clune Arena, USAF Academy, Colo.

### New Mexico 74 • 15-10, 8-5

#	Player		Total		3-Ptr	Rebounds			PF	TP	A	TO	Bk	Stl	Min	
			FG-FGA	FG-FGA	FT-FTA	Off	Def	Tot								
11	AGET, Obij	c	3-6	0-0	3-5	4	4	8	3	9	0	1	2	2	36	
04	BROWN, Elijah	g	3-13	1-7	6-7	0	6	6	1	13	4	1	0	2	37	
05	HARRIS, Jalen	g	2-5	0-1	0-0	0	2	2	1	4	0	1	0	1	17	
20	LOGWOOD, Sam	g	7-11	1-1	2-2	1	5	6	4	17	1	0	1	0	35	
24	JEFFERSON, Damien	g	0-3	0-2	0-1	0	0	0	0	2	0	0	0	0	17	
01	UGUAK, Aher		1-1	0-0	1-3	0	0	0	1	3	0	1	0	0	5	
03	HUNTER, Jordan		2-4	1-3	3-4	1	0	1	2	8	1	1	0	0	21	
14	KUIPER, Dane		4-7	4-5	0-0	0	2	2	3	12	0	0	1	0	21	
23	FURSTINGER, Joe		0-1	0-0	5-6	4	3	7	2	5	0	0	1	1	12	
31	MATHIS, Anthony		1-3	1-3	0-0	1	0	1	0	3	0	0	0	0	7	
55	MACDOUGALL, Connor		0-1	0-0	0-0	0	0	0	0	1	0	0	0	0	2	
Team						0	2	2								
Totals				23-55	8-22	20-28	11	24	35	17	74	9	5	5	6	200

FG % 1st Half: 13-34 38.2% 2nd half: 10-21 47.6% Game: 23-55 41.8% Deadball Rebounds 2  
3FG % 1st Half: 3-12 25.0% 2nd half: 5-10 50.0% Game: 8-22 36.4%  
FT % 1st Half: 5-8 62.5% 2nd half: 15-20 75.0% Game: 20-28 71.4%

### Air Force 67 • 10-14, 3-8

#	Player		Total		3-Ptr	Rebounds			PF	TP	A	TO	Bk	Stl	Min
			FG-FGA	FG-FGA	FT-FTA	Off	Def	Tot							
35	GRAHAM, Hayden	f	8-14	1-4	0-0	1	4	5	5	17	3	2	0	1	35
33	TOOHEY, Frank	c	3-4	1-1	4-4	2	5	7	3	11	1	1	0	1	23
05	KOCUR, Zach	g	4-11	2-8	3-4	1	2	3	2	13	2	1	0	1	29
15	VAN, Jacob	g	3-9	1-3	2-2	0	3	3	3	9	5	1	0	1	35
20	LYONS, Trevor	g	0-3	0-2	3-5	0	4	4	3	3	3	1	0	1	23
01	NORMAN, Dane		1-3	0-1	1-2	2	2	4	2	3	0	2	0	0	9
02	SIPLES, CJ		0-1	0-1	0-0	1	1	2	1	0	0	1	0	0	5
12	SCOTTIE, Lavelle		2-4	0-0	0-0	2	1	3	1	4	1	0	0	1	13
22	LOUDER, Pervis		3-5	1-2	0-3	1	3	4	3	7	0	2	0	0	16
32	MANNING, Ryan		0-2	0-1	0-0	1	0	1	2	0	0	1	0	0	12
	Team					1	2	3							
Totals			24-56	6-23	13-20	12	27	39	25	67	15	13	2	4	200

FG % 1st Half: 14-32 43.8% 2nd half: 10-24 41.7% Game: 24-56 42.9% Deadball Rebounds 3  
3FG % 1st Half: 3-12 30.0% 2nd half: 3-13 23.1% Game: 6-23 26.1%  
FT % 1st Half: 3-7 42.9% 2nd half: 10-13 76.9% Game: 13-20 65.0%

Officials: David Hall, Michael Irving, Gregory Nixon  
Technical fouls: New Mexico-BROWN, Elijah. Air Force-None.  
Attendance: 2125

Score by periods	1st	2nd	Total
New Mexico	34	40	74
Air Force	34	33	67

Last FG - NM 2nd-07:10, AF 2nd-02:06.  
Largest lead - NM by 7 2nd-09:44, AF by 6 1st-07:46.  
NM led for 19:50, AF led for 09:58. Game was tied for 10:12.

Score tied - 13 times.  
Lead changed - 6 times.

## Official Basketball Box Score -- Game Totals -- Final Statistics Boise State vs New Mexico 02/14/17 8 p.m. MT at WisePies Arena - The Pit

### Boise State 73 • 16-8, 9-4 MW

#	Player		Total		3-Ptr	Rebounds					PF	TP	A	TO	Bk	Stl	Min
			FG-FGA	FG-FGA	FT-FTA	Off	Def	Total									
13	DUNCAN, Nick	f	0-4	0-3	0-0	1	3	4	4	0	3	1	0	1		33	
33	WACKER, David	f	3-7	0-0	6-6	3	2	5	3	12	1	1	0	1		25	
03	JESSUP, Justinian	g	2-7	1-3	0-0	1	6	7	3	5	2	0	0	0		27	
15	HUTCHISON, Chandler	g	13-26	1-4	4-7	3	3	6	2	31	2	2	0	2		36	
55	REID, James		6-15	4-12	2-2	1	1	2	3	18	2	3	0	2		31	
00	DICKINSON, Marcus	g	0-2	0-1	0-0	0	1	1	3	0	0	0	0	1		8	
10	JORCH, Robin		0-0	0-0	0-0	0	0	0	1	0	0	1	0	0		8	
11	HANEY, Zach		0-0	0-0	0-0	0	0	0	1	0	1	0	0	0		2	
30	AUSTIN, Paris		3-6	0-1	1-2	1	4	5	2	7	1	3	0	0		23	
34	HOBBES, Alex		0-1	0-0	0-0	0	0	0	1	0	0	1	0	0		7	
Team						3	1	4									
Totals			27-68	6-24	13-17	13	21	34	23	73	12	13	0	7		200	

FG % 1st Half: 12-32 37.5% 2nd half: 15-36 41.7% Game: 27-68 39.7% Deadball Rebounds 0  
3FG % 1st Half: 1-6 11.1% 2nd half: 5-15 33.3% Game: 6-24 25.0%  
FT % 1st Half: 0-1 0.0% 2nd half: 13-16 81.3% Game: 13-17 76.5%

### New Mexico 78 • 16-10, 9-5 MW

#	Player		Total		3-Ptr	Rebounds			PF	TP	A	TO	Bk	Stl	Min
			FG-FGA	FG-FGA	FT-FTA	Off	Def	Total							
20	LOGWOOD, Sam	f	2-9	0-1	2-4	1	5	6	2	6	2	5	0	1	33
24	JEFFERSON, Damien	f	5-6	2-3	2-3	1	4	5	1	14	2	1	0	0	27
11	AGET, Obij	c	7-8	0-0	0-0	2	4	6	2	14	0	1	5	1	30
04	BROWN, Elijah	g	6-16	2-5	13-14	0	6	6	1	27	4	2	1	2	35
05	HARRIS, Jalen	g	1-2	0-1	0-0	0	3	3	2	2	0	2	0	0	15
03	HUNTER, Jordan		3-3	0-0	3-3	0	1	1	1	9	5	1	0	0	27
14	KUIPER, Dane		1-4	0-1	0-0	1	4	5	4	2	0	0	1	0	18
23	FURSTINGER, Joe		1-2	0-0	2-2	0	2	2	3	4	0	1	2	1	13
55	MACDOUGALL, Connor		0-1	0-0	0-0	0	1	1	1	0	0	2	0	0	2
Team						0	1	1				1			
Totals			26-51	4-11	22-26	5	31	36	17	78	13	16	9	5	200

FG % 1st Half: 12-27 44.4% 2nd half: 14-24 58.3% Game: 26-51 51.0% Deadball Rebounds 3,1  
3FG % 1st Half: 1-6 16.7% 2nd half: 3-5 60.0% Game: 4-11 36.4%  
FT % 1st Half: 10-11 90.9% 2nd half: 12-15 80.0% Game: 22-26 84.6%

Officials: Verne Harris, John Higgins, Keith Kimble  
Technical fouls: Boise State-None. New Mexico-None.  
Attendance: 11071

Score by periods	1st	2nd	Total
Boise State	25	48	73
New Mexico	35	43	78

Last FG - BSU 2nd-00:19, NM 2nd-02:27.  
Largest lead - BSU New Mexico, NM by 17 2nd-15:33.  
BSU led for 00:00, NM led for 38:31. Game was tied for 01:29.

Score tied - 2 times.  
Lead changed - 0 times.

## Official Basketball Box Score -- Game Totals -- Final Statistics New Mexico vs Fresno State 02/18/17 3 p.m. PT at Save Mart Center --- Fresno, Calif.

### New Mexico 61 • 16-11, 9-6 MW

#	Player	Total		3-Ptr	Rebounds			PF	TP	A	TO	Blk	Stl	Min	
		FG-FGA	FG-FGA		FT-FTA	Off	Def								Total
20	LOGWOOD, Sam	f	6-15	0-1	2-4	3	2	5	1	14	2	6	0	1	35
11	AGET, Obij	c	2-2	0-0	0-0	2	6	8	5	4	1	1	5	0	21
04	BROWN, Elijah	g	4-12	1-6	2-3	0	6	6	4	11	0	6	0	1	38
05	HARRIS, Jalen	g	2-3	1-1	1-2	0	3	3	1	6	4	2	0	1	20
24	JEFFERSON, Damien	g	3-5	2-4	2-2	0	4	4	3	10	1	0	0	1	22
01	UGUAK, Aher		0-0	0-0	0-0	0	0	0	0	1	0	0	0	0	3
03	HUNTER, Jordan		1-1	1-1	3-4	0	2	2	2	6	3	1	0	1	21
14	KUIPER, Dane		0-4	0-3	0-0	0	0	0	1	0	0	0	1	1	17
23	FURSTINGER, Joe		3-4	0-0	2-2	1	0	1	4	8	1	1	0	1	14
55	MACDOUGALL, Connor		1-3	0-0	0-0	0	1	1	4	2	1	0	1	0	9
Team						0	2	2							
Totals			22-49	5-16	12-17	6	26	32	25	61	13	19	6	7	200

FG % 1st Half: 12-27 44.4% 2nd half: 10-22 45.5% Game: 22-49 44.9% Deadball Rebounds 1  
3FG % 1st Half: 3-7 42.9% 2nd half: 2-9 22.2% Game: 5-16 31.3%  
FT % 1st Half: 3-5 60.0% 2nd half: 9-12 75.0% Game: 12-17 70.6%

### Fresno State 71 • 16-11, 8-7 MW

#	Player	Total		3-Ptr	Rebounds			PF	TP	A	TO	Bk	Stl	Min	
		FG-FGA	FG-FGA	FT-FTA	Off	Def	Tot								
11	WILLIAMS, Bryson	f	3-7	0-0	8-9	5	5	10	2	14	0	0	1	0	27
01	HOPKINS, Jaron	g	7-13	0-0	1-3	1	2	3	3	15	2	4	0	2	22
03	WATSON, Paul	g	3-6	0-1	5-7	1	3	4	3	11	0	5	0	2	26
20	BITTNER, Sam	g	1-2	1-2	0-0	0	6	6	1	3	2	0	0	1	21
21	TAYLOR, Deshon	g	4-9	4-5	3-4	1	3	4	3	15	2	2	0	1	36
05	TAYLOR, Jahmel		1-2	1-2	0-0	0	2	2	1	3	2	0	1	1	27
10	MCWILLIAMS, Johnny		1-4	0-2	0-1	0	0	0	0	2	0	0	0	1	9
13	RUSSO, Cullen		2-4	0-1	0-0	0	3	3	4	4	2	3	0	4	19
34	CARTER II, Terrell		0-5	0-0	4-9	0	1	1	1	4	0	1	0	0	13
	Team					3	1	4							
Totals			22-52	6-13	21-33	11	26	37	18	71	10	15	2	12	200

FG % 1st Half: 9-24 37.5% 2nd half: 13-28 46.4% Game: 22-52 42.3% Deadball Rebounds 4  
3FG % 1st Half: 4-9 44.4% 2nd half: 2-4 50.0% Game: 6-13 46.2%  
FT % 1st Half: 8-12 66.7% 2nd half: