



NEW MEXICO VOLLEYBALL

NINE-TIME NCAA PARTICIPANT • THREE-TIME SWEET 16 • TWO OLYMPIANS • 12 ALL-AMERICANS

NEW MEXICO ATHLETIC COMMUNICATIONS | CONTACT: MIKE MULCAHY | MMULCAHY@UNM.EDU | (505) 379-2029

2016 SCHEDULE

OVERALL: 12-12 • MW: 2-8 • H: 6-6 • A: 2-5 • N: 4-1

DATE	OPPONENT	SITE	TIME/RESULT
8/20	Alumni Match (Ex.)	Johnson Center	NTS

UNM TOURNAMENT • ALBUQUERQUE, N.M.

8/26	Abilene Christian	Johnson Center	W, 3-0
8/26	Arizona State	Johnson Center	W, 3-1
8/27	Idaho	Johnson Center	L, 2-3
8/27	Fairfield	Johnson Center	W, 3-0

USF TOURNAMENT • TAMPA, FLA.

9/2	Stetson	Tampa, Fla.	W, 3-1
9/2	South Florida	Tampa, Fla.	L, 1-3
9/3	Western Carolina	Tampa, Fla.	W, 3-0

LOBO CLASSIC • ALBUQUERQUE, N.M.

9/8	Arkansas	WisePies Arena	W, 3-1
9/9	Montreal (Ex.)	WisePies Arena	3-0
9/10	Nebraska	WisePies Arena	L, 0-3

UT ARLINGTON INVITATIONAL • ARLINGTON, TEXAS

9/16	Houston Baptist	Arlington, Texas	W, 3-1
9/16	UT Arlington	Arlington, Texas	W, 3-1
9/17	Samford	Arlington, Texas	L, 2-3
9/17	UTEP	Arlington, Texas	W, 3-2

9/22	Air Force*	Johnson Center	W, 3-0
9/24	Boise State*	Johnson Center	L, 2-3
9/29	San José State*	San Jose, Calif.	L, 2-3
10/1	Fresno State*	Fresno, Calif.	L, 0-3
10/6	Colorado State*	Johnson Center	L, 0-3
10/8	Wyoming*	Johnson Center	L, 0-3
10/11	UNLV*	Johnson Center	L, 1-3
10/13	Utah State*	Logan, Utah	L, 1-3
10/16	New Mexico State	Johnson Center	W, 3-1
10/20	Boise State*	Boise, Idaho	L, 0-3
10/22	Air Force*	USAF Academy, Colo.	W, 3-0
10/27	Fresno State*	Johnson Center	6:30 pm
10/29	San José State*	Johnson Center	12 pm
11/3	Wyoming*	Laramie, Wyo.	6:30 pm
11/5	Colorado State*	Fort Collins, Colo.	7 pm
11/12	Utah State*	Johnson Center	2 pm
11/16	Nevada*	Reno, Nev.	7:30 pm
11/19	San Diego State*	Johnson Center	2 pm
11/22	UNLV*	Las Vegas, Nev.	7 pm

All times are Mountain Time and subject to change. • Bold denotes a home match
* denotes Mountain West match

NEW MEXICO LOBOS (12-12, 2-8 MW)

vs. FRESNO STATE BULLDOGS (12-9, 3-7 MW)

Albuquerque, N.M. • Johnson Center • Thursday, Oct. 27 • 6:30 p.m. MT

Watch: Mountain West Network • Live Stats: LoboStats.com • Opp. Twitter: @FresnoStateVB

UNM Head Coach: Jeff Nelson (10th Year, 184-113/22nd Overall, 426-260)

FS Head Coach: Lauren Netherby-Sewell (8th Year, 117-142/10th Overall, 161-164)

Series Record: FS leads 12-11

Last Meeting: FS 3-0 (10/1/16 at FS)

Home: UNM, 6-3

Away: FS, 9-3

Neutral: UNM, 2-0

Trend: L1



NEW MEXICO LOBOS (12-12, 2-8 MW)

vs. SAN JOSÉ STATE SPARTANS (10-12, 3-7 MW)

Albuquerque, N.M. • Johnson Center • Saturday, Oct. 29 • 12 p.m. MT

Watch: Mountain West Network • Live Stats: LoboStats.com • Opp. Twitter: @SJSUWVB

UNM Head Coach: Jeff Nelson (10th Year, 184-113/22nd Overall, 426-260)

SJSU Head Coach: Jolene Sheppardson (3rd Year, 27-55/6th Overall, 70-102)

Series Record: UNM leads 12-4

Last Meeting: SJSU 3-2 (9/29/16 at SJSU)

Home: UNM, 4-2

Away: UNM, 6-1

Neutral: UNM, 2-1

Trend: L1

NEWS and NOTES

LOBOS AIMING FOR WINS IN RETURN MATCHES VS. BULLDOGS, SPARTANS

New Mexico, winners of two of its last three matches, looks to continue its recent trend of solid play as its hosts Fresno State and San José State this week at Johnson Center in Albuquerque.

After dropping the first matches of the season to both teams, the Lobos (12-12, 2-8 MW) have designs on returning the favors when they take on the Bulldogs (12-9, 3-7) on Thursday and the Spartans on Saturday (10-12, 3-7).

It's an interesting week for New Mexico as the Mountain West continues to be rocked by upsets and surprises.

Although it's a four-team race between Colorado State (8-2 in the MW), UNLV (8-2), Boise State (8-2) and Wyoming (7-3) for the conference crown, the Lobos have a chance to close the season strongly.

That effort begins Thursday as they Lobos aim to build on Sunday's 3-0 thrashing of Air Force.

Although Fresno State swept UNM in the first meeting this season, the Lobos were without the full-rotation services of **Julia Warren**.

Warren, along with fellow seniors **Cassie House** and **Devonne Sours**, have led the team this season, and with all three healthy, New Mexico is a different team.

That difference manifested itself in the first matchup of the year between UNM and San José State, a match where the Warren-less

Lobos conceded a 2-0 lead in a come-from-behind 3-2 win for the Spartans.

Those two consecutive losses were part of a seven-game losing streak for UNM, but the Lobos have started to turn it around, topping New Mexico State and Air Force in the span of a week.

Overall, Fresno State leads the series vs. UNM 12-11, but the Lobos are 6-3 in Albuquerque vs. the Bulldogs. New Mexico is 12-4 all-time vs. San José State.

WARREN ASCENDING THE RECORD BOOKS, SITS 6TH IN CAREER DIGS

With her seventh dig vs. Arkansas on September 8, **Julia Warren** broke the 1000-digs plateau as a Lobo.

As of October 24, the Albuquerque native has 1,113 digs over her four-year career in Albuquerque, good for a tied for sixth in program history.

Warren is the 37th player in Mountain West history to tally 1000 career digs.

All-American Tania Gooley also has 1,113 career digs, but Warren can catch Lisa Meeter (1,130 digs) for sole possession of fifth place in program history.

At her current career rate of 2.84 digs/set, Warren has a chance to break into the top five in UNM history. With 8 matches remaining in the Lobos' season (and assuming the

Continued on page 4

FIVE THINGS TO KNOW

The Lobos have seven native New Mexicans on its roster, including four starters.

Julia Warren has climbed to 6th at UNM in career digs, while Cassie House is tied 10th all-time in career kills.

UNM has won 4 straight at home against San José State, and is 2-1 at home vs. Fresno State since 2012

New Mexico collected 2 wins over Power Five teams this season, the same as the rest of the MW combined.

The Lobos were picked to finish fourth in the Mountain West Preseason Coaches' Poll.

2016 ROSTER

NUMERICAL

NO.	NAME	POSITION	HEIGHT	YEAR	EXPERIENCE	HOMETOWN (HIGH SCHOOL/LAST SCHOOL)
1	Devanne Sours	OH	6-2	Sr.	3L	Tatum, N.M. (Tatum HS)
2	Jessica Leo	S	5-4	Fr.	HS	Phoenix, Ariz. (Mountain Pointe HS)
3	Mercedes Pacheco	DS/L	5-2	So.	1L	Albuquerque, N.M. (St. Pius X HS)
4	Carson Heilborn	S	6-0	So.	1L	Auburn, Wash. (Auburn Riverside HS)
5	Julia Warren	OH/L	6-1	Sr.	3L	Albuquerque, N.M. (La Cueva HS)
6	Allie Askew	DS/L	5-2	So.	1L	Phoenix, Ariz. (Desert Vista HS)
7	Victoria Spragg	MB	6-5	RS So.	1L-RS	Belen, N.M. (Belen HS)
8	Ashley Kelsey	OH/L	6-0	RS Jr.	2L-RS	Ewa Beach, Hawaii (James Campbell HS)
9	Jane Cisar	MB	5-11	Fr.	HS	Albuquerque, N.M. (Volcano Vista HS)
10	Lauren Twitty	OH	6-1	Fr.	HS	Broadlands, Va. (Briar Woods HS)
11	Lise Rugland	S	5-9	RS Jr.	2L-RS	Tananger, Norway (Sauda Vidergaende Skole, ToppVolley)
12	Cassie House	OH/MB	6-2	Sr.	3L	Rio Rancho, N.M. (Cleveland HS)
14	Maddie Mayfield	DS/L	5-4	RS Jr.	2L-RS	Albuquerque, N.M. (La Cueva HS)
17	J'Kaylee Clark	MB	5-11	Fr.	HS	Farmersville, Texas (Farmersville HS)
18	Marisa Doran	OH	6-0	Sr.	1L-TR	Orange, Calif. (Irvine Valley College/Villa Park HS)
21	Mariessa Carrasco	MB	6-0	RS So.	1L-RS	El Paso, Texas (Chapin HS)

RETURNERS - 2015 STATS

NO.	NAME	SP-MP	K	K/S	E	TA	PCT	A	A/S	SA	SE	D	D/S	RE	BS	BA	TOT	B/S	PTS	PTS/5
1	Devanne Sours*	116-31	355	3.06	167	1057	.178	11	0.09	31	72	197	1.70	22	3	44	47	0.41	411.0	3.54
3	Mercedes Pacheco	87-29	1	0.01	0	1	1.000	40	0.46	2	0.02	19	2.20	20	0	0	0	0.00	3.0	0.03
4	Carson Heilborn	7-6	3	0.43	2	8	.125	16	2.29	0	2	8	1.14	0	0	0	0	0.00	3.0	0.43
5	Julia Warren*^#	116-31	249	2.15	124	819	.153	50	0.43	18	19	300	2.59	18	4	27	31	0.27	284.5	2.45
6	Allie Askew	74-24	0	0.00	0	0	.000	2	0.03	7	9	22	0.30	0	0	0	0	0.00	7.0	0.09
7	Victoria Spragg	Redshirt Season																		
8	Ashley Kelsey*	109-31	2	0.02	3	12	-.083	58	0.53	18	35	285	2.61	16	0	1	1	0.01	20.5	0.18
11	Lise Rugland	Redshirt Season																		
12	Cassie House*!^	110-31	276	2.51	124	751	.202	4	0.04	23	56	90	0.82	0	11	75	86	0.78	347.5	3.15
14	Maddie Mayfield	Redshirt Season																		
18	Marisa Doran	56-24	18	0.32	12	75	.080	5	0.09	6	5	56	1.00	7	1	5	6	0.11	27.5	0.48
21	Mariessa Carrasco	32-17	23	0.72	10	65	.200	0	0.00	0	0	1	0.03	0	5	25	30	0.94	40.5	1.25

*Indicates starter in 2015 • ! Indicates 2015 All-MW • ^Indicates 2014 All-MW • #Indicates 2013 All-MW

ROSTER BREAKDOWN

CLASS	PLAYERS	POSITION	PLAYERS	COUNTRY/STATE	PLAYERS
Freshmen (4)	Leo, Twitty, Clark, Cisar	Setter (3)	Heilborn, Rugland, Leo	Arizona (2)	Askew, Leo
Sophomore (5)	Askew, Heilborn, Pacheco Carrasco (RS), Spragg (RS)	Outside/Middle (1)	House	California (1)	Doran
Junior (3)	Kelsey (RS), Rugland (RS) Mayfield (RS)	Middle Blocker (4)	Carrasco, Spragg Clark, Cisar	Hawaii (1)	Kelsey
Senior (4)	Doran, House, Sours, Warren	Outside Hitter (3)	Sours, Doran, Twitty	New Mexico (7)	Cisar, House, Mayfield Pacheco, Spragg, Sours, Warren
		OH/Libero (2)	Warren, Kelsey	Texas (2)	Carrasco, Clark
		Libero/DS (3)	Mayfield, Pacheco, Askew	Washington (1)	Heilborn
				Virginia (1)	Twitty
				Norway (1)	Rugland

NEWCOMERS

NO.	NAME	HOMETOWN/PREVIOUS SCHOOL
2	Jessica Leo	Phoenix, Ariz. (Mountain Pointe HS)
9	Jane Cisar	Albuquerque, N.M. (Volcano Vista HS)
10	Lauren Twitty	Broadlands, Va. (Briar Woods HS)
17	J'Kaylee Clark	Farmersville, Texas (Farmersville HS)

PRONUNCIATION

Allie Askew..... AS-cue (not uh-skew)	Carson Heilborn HILE-born
Mariessa Carrasco Ma-REESE-uh	Lise Rugland .. LEE-say ROOG-land
Jane Cisar Sees-are (like Caesar)	Devanne Sours Devin
J'Kaylee Clark Juh-KAY-Lee	JJ Glavan GLAY-vin
Marisa Doran Door-in	

COACHING STAFF

Head Coach: Jeff Nelson (10th season | Ball State, 1986)
Assistant Coach: Pauline Manser (2nd season | New Mexico, 1991)
Certified Athletic Trainer: Bree Muñoz (1st season | Long Beach State, 2012)

Assistant Coach: JJ Glavan (4th season | Western State College, 2005)
Volunteer Assistant Coach: Gitaik Hong (1st Season | Sungkyunkwan University, 1984)
Director of Operations: Elsa Krieg (1st season | New Mexico, 2015)

NEWS AND NOTES

STAT COMPARISON

AS OF OCTOBER 24, 2016

NCAA RANKINGS

UNM	Category	FS
84 (1.40)	Aces Per Set	10 (1.80)
209 (11.23)	Assists Per Set	180 (11.54)
129 (2.11)	Blocks Per Set	132 (2.09)
272 (13.03)	Digs Per Set	315 (11.80)
149 (0.211)	Hitting Percentage	109 (0.223)
203 (12.12)	Kills Per Set	173 (12.47)
172 (0.500)	Match W-L Pctg.	136 (0.571)
206 (0.210)	Opp Hitting Percentage	210 (0.211)
114 (1.022)	Team Assists	219 (912)
266 (32.93)	Team Attacks Per Set	317 (30.86)
171 (1.186)	Team Digs	304 (932)
105 (1.103)	Team Kills	211 (985)
50 (1.022)	Team Service Aces	14 (142)
119 (2.997)	Team Total Attacks	285 (2,438)
72 (192.0)	Team Total Blocks	170 (165.0)

MOUNTAIN WEST RANKINGS

UNM	Category	FS
2 (1.40)	Aces Per Set	1 (1.80)
10 (11.23)	Assists Per Set	9 (11.54)
6 (2.11)	Blocks Per Set	7 (2.09)
6 (13.03)	Digs Per Set	10 (11.80)
9 (0.211)	Hitting Percentage	6 (0.223)
10 (12.12)	Kills Per Set	8 (12.47)
8 (0.500)	Match W-L Pctg.	6 (0.571)
6 (0.210)	Opp Hitting Percentage	7 (0.211)
5 (1.022)	Team Assists	9 (912)
6 (32.93)	Team Attacks Per Set	11 (30.86)
4 (1.186)	Team Digs	10 (932)
4 (1.103)	Team Kills	9 (985)
2 (127)	Team Service Aces	1 (142)
4 (2.997)	Team Total Attacks	9 (2,438)
6 (192.0)	Team Total Blocks	10 (165.0)

NCAA RANKINGS

UNM	Category	SJSU
84 (1.40)	Aces Per Set	220 (1.13)
209 (11.23)	Assists Per Set	170 (11.66)
129 (2.11)	Blocks Per Set	56 (2.43)
272 (13.03)	Digs Per Set	235 (13.65)
149 (0.211)	Hitting Percentage	261 (0.168)
203 (12.12)	Kills Per Set	180 (12.29)
172 (0.500)	Match W-L Pctg.	197 (0.455)
206 (0.210)	Opp Hitting Percentage	160 (0.199)
114 (1.022)	Team Assists	163 (968)
266 (32.93)	Team Attacks Per Set	165 (34.80)
171 (1.186)	Team Digs	201 (1,133)
105 (1.103)	Team Kills	179 (1,020)
50 (127)	Team Service Aces	203 (94)
119 (2.997)	Team Total Attacks	157 (2,888)
72 (192.0)	Team Total Blocks	55 (201.5)

MOUNTAIN WEST RANKINGS

UNM	Category	SJSU
2 (1.40)	Aces Per Set	10 (1.13)
10 (11.23)	Assists Per Set	8 (11.66)
6 (2.11)	Blocks Per Set	5 (2.43)
6 (13.03)	Digs Per Set	5 (13.65)
9 (0.211)	Hitting Percentage	11 (0.168)
10 (12.12)	Kills Per Set	9 (12.29)
8 (0.500)	Match W-L Pctg.	10 (0.455)
6 (0.210)	Opp Hitting Percentage	5 (0.199)
5 (1.022)	Team Assists	8 (968)
6 (32.93)	Team Attacks Per Set	3 (34.80)
4 (1.186)	Team Digs	5 (1,133)
4 (1.103)	Team Kills	8 (1,020)
2 (127)	Team Service Aces	7 (94)
4 (2.997)	Team Total Attacks	5 (2,888)
6 (192.0)	Team Total Blocks	4 (201.5)

ABOUT THIS WEEK'S TEAMS



NEW MEXICO LOBOS (12-12, 2-8 MW)

Record: 12-12 (2-8 Mountain West)	Years/Rec at UNM : 10th/184-113 (.620)	Starters Returning/Lost: 3 + Libero/3
Head Coach: Jeff Nelson	Years/Career Rec: 22nd/426-260 (.621)	Newcomers: 4

ABOUT NEW MEXICO: The Lobos rely heavily on their contingent of local New Mexicans, with their top four point-scorers hailing from the Land of Enchantment. Rio Rancho product **Cassie House** leads UNM with 304 kills in 2016 (3.53/set), and has paced UNM in conference play, leading the team in kills, aces and solo blocks. Albuquerque native **Julia Warren** has logged 178 kills and 201 digs despite contending with a knee injury, and **Devanne Sours**, out of Tatum, N.M., has posted 236 kills and 141 digs. Belen's **Victoria Spragg** rounds out the group with 122 kills and 93 total blocks.

Carson Heilborn (out of Auburn, Washington) and **Lise Rugland** have split the setting duties, with Heilborn logging 657 assists and Rugland 220. Middle **Mariessa Carrasco** (85 kills, 68 blocks) and freshman outside **Lauren Twitty** (76 kills) have also contributed.

Defensively, **Ashley Kelsey** continues to anchor the Lobos defense, compiling 386 digs (4.29/set). She also has 19 service aces, good for third on the team behind Warren (25 aces) and House (23).

LAST TIME OUT: The Lobos split their road slate last week, dropping a 3-0 contest to Boise State, 20-25, 17-25, 22-25, before steamrolling Air Force 25-17, 29-27, 25-19. New Mexico received 24 kills from House and 23 kill and 19 digs from Warren on the week, while Kelsey dazzled with 33 digs (5.50/set). Rugland earned her first career start vs. Air Force, tallying 40 assists.



FRESNO STATE BULLDOGS (12-9, 3-7 MW)

Record: 12-9 (3-7 Mountain West)	Years/Rec at FS : 8th/117-142 (.452)	Starters Returning/Lost: 4 + Libero/1
Head Coach: Lauren Netherby-Sewell	Years/Career Rec: 10th/161-164 (.495)	Newcomers: 3

ABOUT FRESNO STATE: After finishing nonconference play 9-2, Fresno State has gone 3-7 through the first half of Mountain West play. The Bulldogs do have a solid five-set win over Wyoming from last Thursday, but they've split their last four matches. In league play, Fresno State has played four five-set matches, going 2-2.

Aleisha Coates is the undisputed offensive leader for Fresno State, knocking home 284 kills (3.59/set) this year. No other player has more than 140 kills, but Carly Scarbrough (140 kills) Brielle Hefner (138), Lauren Torres (112) and Aubrey Folk (108) do average at least 2 kills/set. Madelyn Halteman leads the team with 638 assists, averaging 8.29/set. Jacqueline Hutcheson leads the MW with 0.51 aces/set.

Defensively, Maggie Eppright has cleaned up 293 digs (3.71/set), while Haile Watson (72 blocks), Torres (55) and Coates (42) leads the Bulldogs at the net.

SERIES VS. FRESNO STATE: With Fresno State's 3-0 win on October 1, the Bulldogs lead the overall series 12-11. The Lobos and Bulldogs go back to the 1980s, playing 14 matches while WAC rivals. But after co-founding the MW in 1999, UNM played Fresno State just once (2003) until 2012. The Bulldogs are 5-3 since then, but New Mexico earning the sweep in 2015.



SAN JOSÉ STATE SPARTANS (10-12, 3-7 MW)

Record: 10-12 (3-7 Mountain West)	Years/Rec at SJSU : 3rd/27-55 (.329)	Starters Returning/Lost: 3/3 + Libero
Head Coach: Jolene Shephardson	Years/Career Rec: 6th/70-102 (.407)	Newcomers: 7

ABOUT SAN JOSÉ STATE: The Spartans have arguably the most surprising win of the Mountain West season, a 3-2 triumph over six-time defending league champ Colorado State on October 20. That win snapped a streak of 31 consecutive conference wins for the Rams.

Giulia Gavio (193 kills, 3.51/set) and Avery Summer (162, 2.42) lead the Spartans offensively, with Nandyala Gama (151 kills) and Latahevai Lousi (144 kills) also contributing. Breann Robinson (774 assists, 9.333/set) keys the offense, while Luiza Andrade (337 digs, 4.06/set) paces the defense. Gama (105 blocks, 1.27/set) and Thaliana Grajeda (74 blocks) patrol the net for San José State.

The Spartans rank relatively low in the Mountain West in offensive production, sitting 11th (out of 11 teams) in hitting percentage (.168) and ninth in kills (12.29). However, SJSU is fifth in blocks (2.43), digs (13.65) and opponent hitting percentage (.199).

SERIES VS. SAN JOSÉ STATE: New Mexico has dominated the all-time series vs. the Spartans, going 12-4. San José State did claim the last meeting between the two teams, rallying for a 3-2 win in San Jose on September 29. The Lobos have won the last four contests in Albuquerque, last dropping a home match against the Spartans on October 10, 1998.

NEWS AND NOTES

GENERAL INFORMATION

Name of School	University of New Mexico
City/Zip	Albuquerque, N.M. 87106
Founded	1889 by Territorial Legislature
Enrollment	25,299 (Spring 2016)
Nickname	Lobos
School Colors	Cherry & Silver
Conference	Mountain West
Affiliation	NCAA Division I
President	Dr. Robert Frank
Vice President for Athletics	Paul Krebs

PROGRAM HISTORY

First Year of Volleyball	1975
All-Time Record (Pct.)	622-599 (.509)
Mountain West Record (Pct.)	121-155 (.438)
NCAA Tournament Appearances	9
1981, 1988, 1990, 1991, 1992, 1993, 1994, 2009 & 2010	
NCAA Tournament Record	5-9
Last NCAA Postseason Opponent	USC
Last NCAA Postseason Result	L, 0-3, 2010 (1st Rd.)
Conference Championships	2
1988 (High Country) and 1991 (WAC)	

TEAM INFORMATION

2015 Overall Record	17-14 (.548)
2015 Mountain West Record	10-8 (.556)
2015 Final National Ranking	N/A
2015 Postseason Finish	N/A
2015 Mountain West Finish	4th
Letterwinners Returning/Lost	12/4
Starters Returning/Lost	3 + Libero/3
Newcomers	4
Returning Redshirts	3

VOLLEYBALL STAFF

Head Coach	Jeff Nelson (Ball State, 1986)
Year at UNM/Overall	10th season/22nd season
Indoor Record at UNM (Pct.)	184-113 (.620)
Beach Record at UNM (Pct.)	20-20 (.500)
Career Indoor Record (Years)	426-260 (.621)
Assistant Coach	Pauline Manser (New Mexico, 1991)
Year at UNM	2nd season
Assistant Coach	JJ Glavan (Western State, 2005)
Year at UNM	4th season
Director of Operations	Elsa Krieg (New Mexico, 2015)
Volunteer Asst. Coach	Gitaik Hong (Sungkyunkwan Univ., 1984)
Lobo League Director	Dave Buchholz
Strength Coach	Joaquin Chavez
Academic Advisor	Brian Ferguson
Head Athletic Trainer	Bob Waller
Volleyball Athletic Trainer	Breeanna Muñoz

COMMUNICATIONS

Volleyball Contact/Asst. Director of Comm	Mike Mulcahy
Email	mmulcahy@unm.edu
Cell Phone (Preferred)	(505) 379-2029
Communications Office	(505) 925-5520
Volleyball Press Row	(505) 379-2020

DIGITAL MEDIA

Athletics Website	GoLobos.com
Main University Web Site	unm.edu
Conference Website	TheMW.com
Twitter	@UNMVolley
Instagram	@UNMVolley

FACILITIES

Main Home Venue	Johnson Center Gymnasium
Capacity	4,800
Location	Redondo Dr. & Stanford Dr.

minimum of three sets per match), Warren can notch about 68 more digs this season, which would put her fifth in program history.

HOUSE MOVES INTO TIE FOR 10TH IN CAREER KILLS

Senior outside hitter **Cassie House** reached 1,000 career kills on October 8 vs. Wyoming, becoming the 12th player in program history to eclipse the 1,000-kill plateau.

As of October 24, she currently sits tied with Terri Nielson for 10th in program history with 1,074 kills. Anna Reines ranks ninth with 1,089 kills.

House is the first to reach the 1,000-kill club since Chantale Riddle in 2013. The list of Lobos to reach 1,000 career kills feature five All-Americans, including current assistant coach Pauline Manser, Jeanne Fairchild, Maria Gurreri and Riddle.

House, out of Rio Rancho, N.M., eclipsed the 1,000-kill mark in the third set against the Wyoming, taking a **Lise Rugland** set and rifling it down right into the middle of Wyoming's defense.

She's third among all active Mountain West players, with Boise State's Sierra Nobley ranked first with 1,306 kills.

At her current season rate of 3.53 kills/set, House has a chance move up in the UNM record book.

With eight matches remaining in the Lobos' season (and assuming the minimum of three sets per match), she would tally about 85 more kills this season, which would put her just two kills out of sixth in program history.

Lisa Meeter (1,161 kills) currently sits sixth in program history, followed by Kim Hicks (1,131 kills), Amber Smith (1,122), Reines and Nielson.

CASSIE MAKING A HOUSE

Heading into the final month of her senior season, Lobo senior **Cassie House** is knocking on the door of the program record books.

The Rio Rancho product is in the process of stamping her name in the top 10 in three statistical categories, including kills, attempts and points.

She's already broken into the top 10 all-time in attempts and kills, and will soon reach the top in points.

Currently, House owns 2,835 career attacks, good for seventh in program history. She is just 57 attempts from sixth all-time.

She also has 1253 career points, just 14 from No. 10 at UNM. She ranks third among all active Mountain West players.

As noted previously, House is also killing it,

currently sitting tied for 10th in program history with 1,074 career kills.

Cassie is also making a bid for some single-season numbers that could rank in the top-10. She's currently owns 304 kills and 745 attempts on the season with eight games remaining. The 10th-best single-season mark for kills is 441, while the 10th-best mark for attempts is 1,079.

JACK OF ALL TRADES

So far in Mountain West play, senior outside hitter **Cassie House** has been leading the Lobos. The Rio Rancho, N.M., product owns the team lead in kills (132), aces (13), solo blocks (7) and points (161.5), while sitting third in total blocks (26) and hitting percentage (.206).

In league play, House currently ranks third out of the entire Mountain West in points/set (4.49), while also sitting fourth in kills/set (3.67) and tied for fifth in aces/set (0.36).

She is one of just two players (along with UNLV's Bree Hammel) to rank in the top five in all three categories.

For the season as a whole, House is tops on the team in kills (304), second in both block solos (10) and aces (23) and third total blocks (54).

IF SHE DUG ANY MORE, SHE'D BE HALFWAY TO CHINA

Last year, no one really knew who would start (much less finish) a match at libero for the Lobos. But this season, redshirt junior **Ashley Kelsey** has shined in the clash jersey.

This season, the Ewa Beach, Hawaii, native has performed exceptionally well, leading the squad with 386 digs. She's registered at least 20 digs six times this season, including a career-high 27 vs. UT Arlington on September 16.

Overall, Kelsey's 386 total digs and her 4.29 digs/set average rank second in the MW. The only player with more total digs or a higher average is preseason all-conference libero Maddi Osburn from Boise State (418 digs, 5.16/set).

She is also on pace for a record season if she can continue producing a such a high level.

At her current rate of 4.29 digs/set, she can add about another 103 digs, which would give her 489 digs on the year. That would rank as the fourth-most compiled by a Lobo in a single season.

That rate would also net her 1,000 career digs.

The redshirt junior has been named all-tournament at the first two tournaments of the season, the UNM Invitational and the USF Invitational.

MOUNTAIN WEST INFORMATION

PRESEASON MOUNTAIN WEST POLL

Rk.	Team (1st-Place Votes)	Points
1.	Colorado State (6)	96
2.	Boise State (4)	92
3.	Wyoming (1)	80
4.	New Mexico	66
5.	San Diego State	64
	UNLV	64
7.	Nevada	47
8.	Fresno State	35
9.	Utah State	28
10.	San José State	21
11.	Air Force	12

PRESEASON ALL-MOUNTAIN WEST TEAM

Name	Yr.	Pos.	Institution
Sierra Nobley	OH	Jr.	Boise State
Maddy O'Donnell	MB	Sr.	Boise State
Maddi Osburn	L/DS	Jr.	Boise State
Alexandra Poletto	MB	Jr.	Colorado State
Bree Hammel	MB	Sr.	UNLV
Alexis Patterson	S	Jr.	UNLV
Laura Beach	MB	Sr.	Wyoming

Preseason Player of the Year: Sierra Nobley
OH, Jr., Boise State

MOUNTAIN WEST PLAYERS OF THE WEEK

Offensive Players of the Week

Aug. 29 – Elsa Descamps, So., MB, UNLV
Sept. 5 – Sierra Nobley, Jr., OH, Boise State
Sept. 12 – Alexis Patterson, Jr., S, UNLV
Sept. 19 – Deja Harris, So., MB, San Diego State
Sept. 26 – Katie Oleksak, Fr., S, Colorado State
Oct. 3 – Courtney Chacon, Sr., S, Wyoming
Oct. 10 – Jasmine Hanna, Jr., OH, Colorado State
Oct. 17 – Maddy O'Donnell, Sr., MB, Boise State
Oct. 24 – Sierra Nobley, Jr., OH, Boise State

Defensive Players of the Week

Aug. 29 – Bree Hammel, Sr., RS, UNLV
Sept. 5 – Maddi Osburn, Jr., L, Boise State
Sept. 12 – Maggie Eppright, Sr., L, Fresno State
Sept. 19 – Maddi Osburn, Jr., L, Boise State
Sept. 26 – Reed Copeland, So., MB, Wyoming
Oct. 3 – Alexis Patterson, Jr., S, UNLV
Oct. 10 – Janell Walley, Fr., OH, Boise State
Oct. 17 – Maddi Osburn, Jr., L, Boise State
Oct. 24 – Maddi Osburn, Jr., L, Boise State

ACES ARE WILD

The Lobos have been hot from the service line during Mountain West play, tallying 53 service aces during conference play. That averages out to 1.47 per set, good for the MW lead in aces/set.

On the whole, the Lobos' season average of 1.40 aces/set ranks second in the Mountain West in aces per set, while their 127 total aces this season ranks second in the league and 50th in the nation.

The Lobos have registered more than 10 aces three times this season, with a dozen vs. Houston Baptist on September 17 and 10 each vs. San José State and Colorado State.

PUT A ROOF ON IT

At 6-foot-5, Victoria Spragg provides the Lobos a towering presence at the net. This season, she's proved it, stuffing 93 shots this season.

She currently ranks eighth in the Mountain West in blocks/set with 1.07, while her 12 block solos are good for a tie for second-most in the league.

If she can keep up her average of just over a block per set, she could possibly threaten for one of the top-10 best single seasons blocking by a Lobo. Kelly Therkelsen and Sue Guinn own the 10th-best mark in a single campaign, each tallying 123 blocks.

ABSOLUTELY "FAN" TASTIC

Through the first 10 weeks of the season, New Mexico volleyball is ranked just outside the top 30 in the nation in attendance, recording an average of 1,385 fans per match that ranks 34th in the NCAA.

The Lobos have seen no fewer than 1,000 fans at eight of their 12 home matches, including 4,473 fans at UNM's match vs. No. 1 Nebraska at WisePies Arena.

However, the attendance has also been high at Johnson Center, the permanent home of Lobo volleyball.

New Mexico has seen great crowds for its contests vs. Arizona State (1851 fans), New Mexico State (1476), Fairfield (1256) and Colorado State (1202).

An average of 1,385 fans would be the team's highest since averaging 1,418 fans in 2013.

NOT YOUR USUAL TRIPLE-DOUBLE STAT

Triple-doubles, like when player accumulates a double-digit total in three statistical categories, is one thing. For the Lobos, there's an additional meaning.

Whenever **Cassie House**, **Devanne Sours** and **Julia Warren** all register at least 10 kills each in the same match, New Mexico is a spotless 4-0. It hasn't happened much, but UNM has wins over Arizona State, Arkansas, UT Arlington and Air Force when that trio has at least 10 kills each.

Their combined success also plays further into the teams success. Whenever all three combine for at least 30 kills in a match, UNM is 7-4, with two of those losses coming in five sets.

The highest total that trio has combined for this season was 53 kills vs. UT Arlington on September 16, as House led with 21 kills and Sours and Warren chipped in 16 each.

21 AND OVER

Last season, the Lobos had just two 20-kill performances all year. So far in 2016, the Lobos have registered four, with three coming in consecutive games.

Cassie House tallied the first, tying a two-year career high with 21 kills in a 3-1 win vs. UT Arlington as she hit .457 (21-5-35) vs. the Mavericks.

It didn't take for the 6-foot-2 Rio Rancho, N.M., native to repeat, as she posted 21 kills less than 18 hours later vs. Samford.

In the Lobos' very next match, **Devanne Sours** logged 22 kills in a five-set win over UTEP. That number tied her career high set in one of the team's two 20-kill matches from 2015.

It took a little bit longer, but House added her third of the season as she logged 20 kills at Utah State on October 13. She finished with a career-high 57 attempts on the night as she posted her third 20-kill match of the year.

THREE IS KEY

If we're in the fourth set of a match and you want to know if the Lobos will win or lose, you're best bet is taking a look at UNM's record in the third set.

When New Mexico wins the third set, it's 10-2, with its only defeats coming to Samford and Boise State in five-setters.

Conversely, when the Lobos lose the third set, they're 2-10, with those two wins coming against UTEP and UT Arlington.

HOUSE PARTY

Cassie House posted a strong debut over the Lobos' opening weekend, registering 47 kills over four matches.

She registered double-digit kills in three of the four matches, only missing going 4-for-4 after only playing a set in the Lobos' finale vs.

AVCA DIVISION I COACHES TOP 25 POLL

WEEK 9 • OCTOBER 24

Rk.	Team (1st Votes)	Pts.	Record	Prev.
1	Nebraska (64)	1600	18-1	1
2	Texas	1507	16-2	2
3	Minnesota	1458	15-4	3
4	Wisconsin	1375	16-3	4
5	San Diego	1355	19-2	5
6	Kansas	1245	18-2	6
7	Washington	1226	18-2	7
8	North Carolina	1152	18-2	8
9	Florida	1119	19-2	10
10	Penn State	954	17-4	9
11	Florida State	867	16-3	12
12	UCLA	814	16-4	15
13	Michigan	797	18-4	T-16
14	Hawai'i	758	14-5	13
15	Michigan State	660	17-5	11
16	BYU	648	19-3	T-16
17	Stanford	637	12-6	14
18	Washington State	553	17-5	18
19	Ohio State	512	14-8	19
20	Oregon	415	14-5	23
21	Utah	264	15-6	20
22	Kentucky	168	17-5	21
23	Western Kentucky	141	22-2	NR
T-24	Illinois	124	14-7	22
T-24	Southern California	124	14-7	25

Others receiving votes and listed on two or more ballots:

Missouri 108; Purdue 62; Dayton 58; Creighton 42; Colorado 28; Arizona 17; Kansas State 4

Four teams mentioned on only one ballot for a total of 15 combined points.

Dropped Out: Purdue 24

MOUNTAIN WEST TEAMS IN THE NCAA RPI

OCTOBER 24

25. UNLV
37. Boise State
50. Colorado State
71. San Diego State
83. Wyoming
94. Nevada
113. Fresno State
130. Utah State
148. New Mexico
176. San José State
237. Air Force

Fairfield.

She did finish with a flawless .667 hitting percentage, with 4 kills on 6 attempts.

House also notched a match-high 17 kills in the Lobos' 3-1 win vs. Arizona State, including the winning kill in UNM's 29-27 win in set three.

She has continued her solid play through the first month of the season, including back-to-back matches of 21 kills at the UT Arlington Invitational. She tied her career high in kills vs. UTA and Samford, hitting a career-best .457 (21-5-35) vs. UT Arlington.

House continued performing at a high level as New Mexico opened Mountain West play, notching team-high numbers vs. Air Force (13 kills) and Boise State (18 kills). She added a 20-kill match vs. Utah State, followed by a 16-kill performance vs. New Mexico State in the team's final nonconference match of the year.

So far in 2016, House leads New Mexico with 304 kills (3.53/set) and is hitting .238. Her 304 kills rank fifth in the Mountain West.

THE BELEN BLOCKER

After sitting out the 2015 season due to thumb injuries, **Victoria Spragg** hadn't seen the court since November 21, 2014. When she finally made it back to action, the 6-foot-5 middle blocker from Belen, N.M., had a lot to catch up on.

She wasted no time, racking up 19 kills and 13 total blocks in three matches during the Lobos' opening weekend. Spragg posted a then-career best seven kills against Abilene Christian and Idaho, and led New Mexico with seven blocks against Arizona State.

She continued to shine at the USF Invitational on Sept. 2-3 in Tampa, Florida, notching another 12 blocks and 12 kills — including a career-high 8 vs. Western Carolina.

After a bit of a lull to start Mountain West play, Spragg broke out in the Lobos' nonconference showdown vs. New Mexico State, logging eight total blocks in a 3-1 win over the Aggies.

She leads the Lobos with 93 blocks on the year, averaging just over a stuff per set (1.07/set).

DOUBLE-DOUBLE, TOIL AND TROUBLE

The Lobos have a quartet of players putting up double-doubles so far this season, as **Julia Warren**, **Devanne Sours**, **Carson Heilborn** and **Lauren Twitty** have all posted double digits in two statistical categories this season.

Warren nabbed her first double-double of the season vs. Idaho, racking up 12 kills and 12 digs. She added more vs. Stetson (16 kills, 11 digs) and South Florida (10 kills, 17 digs), capping nonconference play with 16 kills and

12 digs vs. UT Arlington.

After suffering a knee injury at the final nonconference tournament at UTA, Warren made her front-row return vs. UNLV on Oct. 11, and logged her fifth double-double of the year at Utah State on Oct. 13 with 13 kills and 12 digs. She added another with a 14-kill, 11-dig performance at Air Force.

Warren now has 18 career double-doubles.

Sours started with for 12 kills and 10 digs against Arizona State, and had 14 kills and 11 digs at South Florida. She added an additional double-double vs. Arkansas, with 10 kills and 11 digs.

Heilborn nabbed her first with a 42-assist, 12-dig performance vs. South Florida (just missing a triple-double with nine kills). She also posted 29 assists and 10 digs vs. Arkansas and 44 assists and a career-high 14 digs vs. Boise State.

Twitty logged her first career double-double against UTEP, tallying 11 kills and 11 digs.

LOBOS PICKED FOURTH IN MW PRESEASON COACHES' POLL

The Lobos were selected to finish fourth in the Mountain West this season, as voted by the league's 11 coaches in the MW Preseason Coaches' Poll released August 16.

Seven-time defending league champion Colorado State narrowly claimed the top spot in the coaches' poll over Boise State, earning six of the 11 first-place votes and 96 total points to Boise State's haul of four first-place votes and 92 total points.

Third-place Wyoming secured the final first-place vote and 80 total points, ahead of the Lobos' 66-point tally. UNLV and San Diego State tied for fifth place with 64 points.

Finishing seventh to 11th respectively were Nevada (47 points), Fresno State (35), Utah State (28), San José State (21) and Air Force (12).

This is the Lobos' ninth top-five selection in the preseason poll under Nelson. Last season, the Lobos were picked fifth.

LOBOS VS. THE POWER FIVE

With nonconference play all but in the books — save a couple of standalone matches — New Mexico has posted two wins over Power Five teams via their four-set victories over Arizona State (August 26) and Arkansas (September 8).

So far this season, the rest of the Mountain West has combined for exactly two.

On the whole, UNM went 2-1 vs. Power Five schools this season, while the rest of the league went 2-17. Colorado State (3-1 over

STAT TRACKER

DOUBLE-DOUBLES

Devanne Sours (3 season/8 career)

12 kills, 10 digs vs. Arizona State, Aug. 26
14 kills, 11 digs at South Florida, Sept. 2
10 kills, 11 digs vs. Arkansas, Sept. 8

Julia Warren (6 season/18 career)

12 kills, 12 digs vs. Idaho, Aug. 27
16 kills, 11 digs vs. Stetson, Sept. 2
10 kills, 17 digs at South Florida, Sept. 2
16 kills, 12 digs at UT Arlington, Sept. 16
13 kills, 12 digs at Utah State, Oct. 13
14 kills, 11 digs at Air Force, Oct. 22

Carson Heilborn (3 season/3 career)

42 assists, 12 digs at South Florida, Sept. 2
29 assists, 10 digs vs. Arkansas, Sept. 8
44 assists, 14 digs vs. Boise State, Sept. 24

Lauren Twitty (1 season/1 career)

11 kills, 11 digs vs. UTEP, Sept. 17

20+ KILLS

Cassie House (3 season/4 career)

21 kills at UT Arlington, Sept. 16
21 kills vs. Samford, Sept. 17
20 kills at Utah State, Oct. 13

Devanne Sours (1 season/2 career)

22 kills vs. UTEP, Sept. 17

.500+ ATTACK PCT. (MIN 12 KILLS)

Devanne Sours (1)

.538 (14-0-26) vs. Samford, Sept. 17

Victoria Spragg (1)

.522 (13-1-23) vs. UTEP, Sept. 17

40+ ASSISTS

Carson Heilborn (6)

42 assists at South Florida, Sept. 2
57 assists at UT Arlington, Sept. 16
52 assists vs. Samford, Sept. 17
45 assists vs. UTEP, Sept. 17
44 assists vs. Boise State, Sept. 24
46 assists at San José State, Sept. 29

Lise Rugland (1)

40 assists at Air Force, Oct. 22

20+ DIGS

Ashley Kelsey (6)

23 digs vs. Arizona State, Aug. 26
20 digs vs. Idaho, Aug. 27
24 digs vs. Stetson, Sept. 2
27 digs at UT Arlington, Sept. 16
21 digs vs. Samford, Sept. 17
20 digs vs. Boise State, Sept. 24

10+ BLOCKS

Baylor) and Fresno State (3-0 over Boston College) are the only other schools with wins over Power Five schools.

OH, SO CLOSE

The last time a Lobo registered a triple-double (a performance in which a player accumulates a double-digit number total in three statistical categories), the oldest current player was sophomore in high school.

That performance — Jade Michaelson's 11-kill, 44-assist, 11-dig effort vs. UC Santa Barbara on September 10, 2010 — was almost topped on September 2, 2016 when **Carson Heilborn** came very close to her own triple-double.

Heilborn finished just one kill short of a triple-double vs. South Florida on Sept. 2, finishing with nine kills, 42 assists and 12 digs. However, all those marks were then career highs for the sophomore setter from Auburn, Washington. She since surpassed her career high in assists, but her marks in kills and digs still stand as career bests.

DARN NEAR POINTLESS

New Mexico's shellacking of Western Carolina to cap the USF Invitational probably had something to do with the Lobos' numbers for opponent hitting percentage.

Against the Catamounts, UNM's defense was on point, holding WCU to a .021 hitting percentage.

Most noteworthy, however, was the Lobos' effort in the third set vs. Western Carolina, as the Catamounts finished with six points in the set.

That number is tied for the fewest points yielded by New Mexico in a set to 25 points, joining a six-point set by Air Force on October 30, 2010.

NEW MEXICO TAKES 3 OF 4 MATCHES AT THE UTA INVITE

New Mexico capped the tournament portion of its nonconference schedule with a trio of victories at the UT Arlington Invitational in Arlington, Texas.

It's the first time since 2012 that the Lobos finished with a winning record at four nonconference tournaments.

UNM opened up the weekend with a 3-1 win over Houston Baptist, riding strong serving and blocking to the victory. The Lobos racked up a season-high 12 service aces and 14 total blocks vs. the Huskies.

New Mexico followed that up with a hard-fought 3-1 win over tournament host UT Arlington as **Cassie House**, **Julia Warren** and **Victoria Spragg** notched career highs in kills, **Carson Heilborn** recorded a personal best in assists and **Ashley Kelsey** logged a career high in

digs.

The Lobos' run ended in a five-set defeat to Houston Baptist.

UNM rebounded in the weekend finale, however, staving off UTEP in five sets as **Devanne Sours** and **Spragg** logged career best in kills.

SOURS AND SPRAGG NAMED TO UT ARLINGTON INVITE ALL-TOURNAMENT TEAM

Senior outside hitter **Devanne Sours** and redshirt sophomore middle blocker **Victoria Spragg** both earned a spot on the UT Arlington All-Tournament Team after guiding the Lobos to a 3-1 record in Arlington.

Sours, from Tatum, N.M., finished with 58 kills on the weekend, hitting .253 with three aces, 22 digs and six blocks.

She logged double-digit kills in three of UNM's matches, including 14 errorless kills vs. Samford (hitting a career best .538) and a career high-tying 22 kills vs. UTEP.

Spragg, out of Belen, N.M., finished with 21 total blocks (1.17/set), including a career-high nine total blocks in New Mexico's 3-1 win over Houston Baptist. Her nine total blocks vs. HBU is tied for the sixth-most in the MW this year.

She added 36 kills (2.00/set) on a .435 hitting percentage. Her 13 kills and .522 hitting percentage vs. UTEP were both career highs.

NEW MEXICO FINISHES SECOND AT LOBO CLASSIC

New Mexico captured two victories as it hosted the Lobo Classic at WisePies Arena on Sept. 8-10. The Lobos opened with an exciting 3-1 triumph over Arkansas of the SEC, and followed with an exhibition win over Montreal.

UNM also battled No. 1 Nebraska in front of an announced crowd of 4,473, but fell 3-0.

Against Arkansas, **Julia Warren** notched her 1,000th career dig and was one of three pinhitters to notch double-digit kills.

Senior outside hitters **Cassie House**, **Devanne Sours** and **Warren** powered New Mexico (6-2) past the Razorbacks (1-6), helping fuel a momentum-shifting 11-1 run in the third set that gave the Lobos a 2-1 lead in the match that they would not relinquish.

UNM followed that up with a solid team win over Montreal, overcoming a bit of a slow start before besting Montreal 27-25, 25-12, 25-14.

No. 1 Nebraska proved to be the toughest challenge. But bolstered by a supportive crowd announced at 4,473 fans — the fourth-best in program history — the Lobos pushed the defending NCAA champion Cornhuskers in the first two sets, eventually yielding in the third set.

NEWS AND NOTES

LOBOS RECORD WHEN...

Overall	12-12
Home	6-6
Away	2-5
Neutral	4-1
Conference	2-8
Home	1-4
Away	1-4
Non-Conference	10-4
Home	5-2
Away	1-1
Neutral	4-1
vs. Top 25	0-1
Three sets	5-5
Four sets	6-3
Five sets	1-4
First of day	8-11
Second of day	4-1
Day Games	5-5
Night Games	7-7

By Month

August	3-1
September	7-5
October	2-6
November	0-0
December	0-0

By Day of week

Monday	0-0
Tuesday	0-1
Wednesday	0-0
Thursday	2-4
Friday	5-1
Saturday	4-6
Sunday	1-0

By Sets

Winning first set	9-2
Losing first set	3-10
Winning second set	10-5
Losing second set	2-7
Winning third set	10-2
Losing third set	2-10
Winning fourth set	6-1
Losing fourth set	1-6
Winning fifth set	1-0
Losing fifth set	0-4

By Stats (than opposition)

More kills	8-1
Less kills	4-11
Equal kills	0-0
More attacks	4-4
Less attacks	8-8
Equal attacks	0-0
Higher hitting percentage	12-1
Lower hitting percentage	0-11
Hitting equal	0-0
More assists	9-1
Less assists	3-11
More aces	9-6
Less aces	3-5
Equal aces	0-1
More service errors	4-2
Less service errors	8-10
More digs	10-1
Less digs	2-8
Equal digs	1-2
More total blocks	7-5
Less total blocks	5-7
Equal total blocks	0-0
Lobo has double-double	6-4
Lobo has triple-double	0-0

By Uniform

Cherry Primary	3-3
White Primary	5-6
Charcoal Primary	3-3
Pink Primary	1-0
Turquoise Libero	4-3
Other Libero	8-9

WARREN, HOUSE NAMED TO LOBO CLASSIC ALL-TOURNAMENT TEAM

Senior outside hitters **Julia Warren** and **Cassie House** were both named to the Lobo Classic All-Tournament team after propelling UNM to a 2-1 record at the event at WisePies Arena.

It's the second such honor for both player after both were named to the UNM Invitational All-Tournament team.

Warren, from Albuquerque, N.M., registered 19 kills and 17 digs in the Lobos' two matches vs. NCAA teams. She notched eight digs in the Lobos' 3-1 win over Arkansas and nine digs in the Lobos' loss to top-ranked Nebraska.

She also posted 10 kills and a career high-tying three aces vs. Arkansas, with 9 kills vs. Nebraska.

House, from Rio Rancho, N.M., also performed well in UNM's matches vs. the Razorbacks and Cornhuskers. She finished with 23 kills on a .203 hitting percentage, adding nine digs and six total blocks.

She eclipsed double-digit kills in both matches to increase her team lead in kills to 94.

A MILE HIGH AND LOUDER THAN

WisePies Arena (aka The Pit) is New Mexico's world-famous basketball arena. On occasion, it's also hosted volleyball events, which was the case when Lobo Volleyball welcomed Arkansas, Montreal and No. 1 Nebraska to The Pit for the Lobo Classic.

And against the top-ranked Cornhuskers, The Pit's magic didn't disappoint, as an announced crowd of 4,473 fans watch New Mexico battle Nebraska.

It's the fourth-largest crowd in program history, and the most in 20 years, when 5,114 fans came out to see the Lobos play TCU in The Pit on October 5, 1996. It's the sixth match in program history with over 4,000 fans.

That number is also the 12th-best in Mountain West history. It's also just the second attendance figure in the top 20 not at Colorado State's Moby Arena or Utah's Smith Fieldhouse.

The other? When 4,112 fans came to watch No. 5 Nebraska play UNM at Johnson Center. (Maybe it's just the fans).

THE LOBOS TAKES TWO OF THREE AT USF INVITATIONAL

New Mexico won a pair of matches at the USF Invitational in Tampa, Florida, topping Stetson and Western Carolina. The Lobos also dropped a four-setter to tournament host South Florida.

The Lobos opened vs. Stetson, rallying for a 3-1 win behind a double-double from Julia Warren (16 kills and 11 digs), 12 kills from

Cassie House and a career-high 24 digs from redshirt junior Ashley Kelsey,

However, the Lobos couldn't make it two straight, falling to South Florida 22-25, 25-23, 22-25, 17-25 despite three double-doubles and a career-high 14 kills from **Lauren Twitty**.

UNM did manage to cap the weekend with a win, parlaying strong performances across the board as it swept Western Carolina in straight sets.

KELSEY MAKES IT 2-FOR-2 ON ALL-TOURNEY TEAMS. HEILBORN EARNS HER FIRST-EVER NOD

Ashley Kelsey and **Carson Heilborn** were both named to the USF Invitational All-Tournament Team as the pair helped New Mexico to a pair of wins during the event in Tampa, Florida.

Kelsey, a redshirt junior libero from Ewa Beach, Hawaii, made her second all-tournament team of the season as she provided strong defense for the Lobos.

Kelsey registered 57 digs on the weekend, including a career-high 24 digs vs. Stetson. She totaled only 1 reception errors in three matches. She added 10 assists and four aces, including a career-high 3 aces vs. Western Carolina (with all three coming in the third set)

Heilborn, a sophomore setter from Auburn, Washington, continued to pace the Lobos at setter. She led New Mexico with 102 assists (9.27/set) over the weekend, helping UNM to a team hitting percentage of .209. She also hit .538 with 14 kills.

She had a career night vs. South Florida, set career highs in kills (nine), assists (42) and digs (12) and finishing one kill short of New Mexico's first triple-double in six years vs. South Florida.

NEW MEXICO GOES 3-1 AT HOME TOURNAMENT TO OPEN 2016

The Lobos opened their 2016 campaign with a solid showing at the UNM Invitational at Johnson Center in Albuquerque, winning three of their four matches on the weekend.

New Mexico started with an efficient sweep of Abilene Christian as four of its local players tallied at least five kills apiece. Behind a game-high 10 kills by **Cassie House**, the Lobos won 25-15, 25-19, 25-13.

UNM then turned around a picked up a thrilling four-set win over Arizona State, which was receiving votes in the AVCA's preseason poll. House again led the way with 17 kills, with **Julia Warren** (14 kills) and **Devanne Sours** (12) also contributing in the Lobos' 25-23, 21-25, 29-27, 25-20 win.

However, New Mexico's momentum was cut down vs. Idaho, as the Lobos fell in five, 27-25, 22-25, 21-25, 25-14, 11-15. House tallied

NEWS AND NOTES

16 kills and Warren and **Mariessa Carrasco** notched 12 each, but numerous errors foiled UNM's bid to go 3-0.

The Lobos did close out the weekend on a high note, posting a dominant sweep of behind freshmen **Lauren Twitty** and **J'Kaylee Clark**. UNM won 25-14, 25-17, 25-17 as Twitty notched 10 kills and seven digs and Clark collected five kills and five blocks.

THREE LOBOS NAMED TO UNM INVITE ALL-TOURNAMENT TEAM

Cassie House, **Julia Warren** and **Ashley Kelsey** were named to the UNM Invitational All-Tournament Team after guiding the Lobos to a 3-1 performance at the event.

House, a senior from Rio Rancho, N.M., finished a team-high 47 kills on the weekend, including a match-high 17 in New Mexico's 3-1 win over Arizona State. Her 47 kills, which she recorded on a .241 hitting percentage, were good for second-most at the tournament.

Warren, an Albuquerque senior, tallied 37 kills, 42 digs and five aces for New Mexico. Her 37 kills were good for third-best at the tournament, with her 42 digs ranking fourth. Her five aces were tied for the most over the weekend.

Kelsey, UNM's libero, had a strong performance over the four matches, compiling 62 digs and 10 assists and four aces. The redshirt junior from Ewa Beach, Hawaii, led the tournament in digs and posted a career-best 23 receptions vs. Arizona State.

LOBOS VS. TOP-5 TEAMS UNDER HC JEFF NELSON

New Mexico head coach **Jeff Nelson** has never shied away from playing the best teams in the nation. Every year, it's almost a guarantee the Lobos will be playing a top-ranked team in their pursuit of an NCAA bid.

The Lobos' showdown vs. No. 1 and defending NCAA champs Nebraska on September 10 was the seventh for New Mexico under Nelson, and the team's first against the nation's top-ranked squad since taking on Stanford on September 3, 2000 (a 3-0 Cardinal win).

Out of the six previous matches vs. No. 1 teams under Nelson, Nebraska was the opponent in two, once in Albuquerque at the No. 5 team (2011) and once in Lincoln, Nebraska, as the No. 2 team (2008).

UNM has also played No. 2 Texas at home in 2014, No. 4 Stanford at home in 2010, No. 4 Hawai'i in Honolulu in 2010, and No. 3 Hawai'i in the NCAA Championships in 2009.

New Mexico has yet to beat any of these top foes (in fact, UNM hasn't won a set in these matches).

The last time the Lobos beat a ranked opponent

November 11, 2011, when UNM swept No. 13 Colorado State in Albuquerque.

FANTASTIC FROSHIES

After falling in what head coach **Jeff Nelson** called "a classic letdown" vs. Idaho on August 27, the Lobos needed to bounce back when they played Fairfield later that day.

And behind some of their freshman, they certain did.

With newcomers **Lauren Twitty** and **J'Kaylee Clark** inserted in the starting lineup, the Lobos had little trouble with Fairfield, sweeping past the 2015 NCAA Tournament team.

Twitty finished with 10 kills on a .368 hitting percentage and seven digs and Clark added five kills and five blocks.

Twitty and Clark posted strong follow-up performances against South Florida, as Twitty logged a career-high 14 kills and Clark notched four kills on three attempts before injuring her left knee.

NELSON IN SEASON OPENERS

New Mexico has never lost a season opener during head coach **Jeff Nelson's** 10 seasons in Albuquerque. In fact, the Lobos have lost a total of two sets in the eight season openers Nelson has coached (2007 vs. Florida Atlantic and 2011 vs. South Florida).

The Lobos UNM continued their success to open the 2016 season when it swept Abilene Christian to open the UNM Invitational.

Season-opening tournaments have also been successes during Nelson's tenure. Every year, the Lobos have won at least a majority of their matches.

However, New Mexico has posted at least one loss during its season-opening swing each of the last seven seasons (from 2010-16) after opening the Nelson era with three undefeated opening weekends (from 2007-09).

WE ARE NEW MEXICO

Out of the 16 players on New Mexico's 2016 roster, seven hail from the Land of Enchantment. Three are senior outside hitters that all project to start in **Julia Warren** (Albuquerque), **Devanne Sours** (Tatum) and **Cassie House** (Rio Rancho). Expected starting middle blocker **Victoria Spragg** (Belen) is also from New Mexico, along with freshman middle **Jane Cisar** (New Mexico).

Defensive specialists **Mercedes Pacheco** (Albuquerque) and **Maddie Mayfield** (Albuquerque) round out the Lobos' contingent from New Mexico.

Overall, those seven native New Mexicans

make up just under 44 percent of the Lobos' roster. When compared to the rest of the Mountain West, that's the third highest percentage of players competing at a school in their home state. Fresno State tops the list with nine California players out of 14 (64%), while San Diego State has 11 California players out of 20 (55%).

However, compared to every school in Division I, New Mexico ranks 31st in "home-state" players. When you discount all schools from the fertile recruiting states of Texas and California, UNM jumps all the way up to 13th in "home-state" players.

WHO'S BACK

Although New Mexico loses three veteran starters in Hannah Johnson, Skye Gullatt and Simone Henderson, it does bring back a solid nucleus of players. 12 letterwinners from last year's 17-14 squad return, including three starters.

New Mexico returns all of its outside hitters, including **Devanne Sours**, **Cassie House**, **Julia Warren** and **Marisa Doran**. Also back are the two primary liberos from 2015 in **Ashley Kelsey** and **Mercedes Pacheco**.

Additionally, reserves from 2015 like middle blocker **Mariessa Carrasco** and setter **Carson Heilborn** are both primed to move into starting or key roles for the Lobos in 2016. Service specialist **Allie Askew** also returns along with UNM's projected starting middle blocker **Victoria Spragg**, who redshirted last year after battling thumb injuries.

The Lobos also add back a couple of stalwarts from their beach volleyball program. **Lise Rugland** and **Maddie Mayfield** are both crossing over onto the hardwood for New Mexico and look to play important roles indoors.

WHO'S NEW

Four freshman are making their debut at New Mexico in 2016. AVCA High School All-American **Lauren Twitty**, an outside hitter from Broadlands, Va., is one freshman looking to make an immediate impact for the Lobos' deep offensive corp.

Middle blockers **J'Kaylee Clark** (Farmersville, Texas) and **Jane Cisar** (Albuquerque, N.M.) are also in contention for playing time at the net. Clark was a talented dual-sport athlete in Texas, while Cisar was named First-Team All-State in New Mexico.

The final newcomer is **Jessica Leo**, a setter from Phoenix. A daughter of one of head coach **Jeff Nelson's** players when Nelson was an assistant at Arizona State, Leo was selected to the Nike Tournament of Champions All-Tournament Team in 2014.

NEWS AND NOTES

ON THE 2016 SCHEDULE

The Lobos, who went 17-14 overall and 10-8 in Mountain West play in 2015, have put together a challenging 2016 schedule that provides a number of opportunities to build an NCAA-caliber résumé.

The schedule is highlighted by New Mexico's match vs. Nebraska on September 10, but the Lobos also have matches against 2015 NCAA Tournament teams in Arizona State, Fairfield, Rio Grande Rival New Mexico State and Mountain West foe Colorado State.

Fairfield (MAAC) and NM State (WAC) also won their respective conference championships last year.

New Mexico opens its season with the a five-team tournament on August 26-27 at Johnson Center. The Lobos welcome Abilene Christian and Arizona State for a pair of matches Friday, August 26, before turning around and playing Idaho and Fairfield on the following Saturday.

The Lobos then travel to Tampa, Florida, to play South Florida, Western Carolina and Stetson on September 2-3.

Nelson and company return to Albuquerque as they host the Lobo Classic at The Pit. New Mexico will take on Arkansas on September 8 before playing their marquee match vs. Nebraska on September 10.

New Mexico closes out tournament play with a five-team affair in Arlington, Texas, as they travel to UT Arlington to play Houston Baptist and the Mavericks on September 16, and Samford and UTEP on September 17.

The Lobos round out their nonconference schedule with New Mexico State on October 16.

ACES IN THE CLASSROOM

New Mexico shined academically in 2015 as Lobo volleyball collected a number of national- and conference-level awards.

The AVCA announced that 131 Division I teams earned the AVCA Team Academic Award for the 2015-16 season and New Mexico earned a spot on the list. The Lobos finished with a 3.32 cumulative GPA for the 2015-16 academic year.

It's the ninth straight semester — and the 27th semester in the last 28 — that the team posted at least a 3.0 GPA.

Overall, New Mexico has earned the honor eight times, previously being recognized by the AVCA in 2004, 2006, 2007, 2009, 2010, 2011 and 2015.

Five Lobos also made their way onto the Mountain West Scholar-Athlete list, including current student-athlete **Devanne Sours**, **Carson Heilborn** and **Marisa Doran**.

New Mexico also placed a number of players on the Mountain West All-Academic team, with

Allie Askew, **Mariessa Carrasco**, **Cassie House**, **Sours** and **Doran** earning a spot.

LOBOS HOST SUCCESSFUL ALUMNI MATCH IN PRESEASON TUNEUP

New Mexico hosted a successful Alumni Match Saturday, August 20, at Johnson Center, sweeping four straight sets against some former Lobo greats, 25-9, 25-11, 25-19, 25-21.

In the team's lone tuneup before the regular season, the Lobos received some strong performances across the board, which is exactly what head coach Jeff Nelson and his staff wanted to see.

UNM's seniors led the way, pacing the Lobos to a strong .364 hitting percentage (56 kills, 12 errors, 121 attempts).

Offensively, Cassie House registered a game-high 18 kills and Devanne Sours chipped in 10 kills and seven digs, while Julia Warren (five kills, nine digs and three aces) and Marisa Doran (five digs, four block assists) posted strong efforts defensively.

The Lobos' setters also shined as Carson Heilborn parlayed a starting effort into 28 assists (and six errorless kills), and Lise Rugland dished out 12 assists.

Victoria Spragg also had a strong night, notching five kills and a pair of blocks assists.

In fact, every player on the roster made an impact, with all 16 players recording at least a kill or a dig.

SPRAGG, HEILBORN PLAY FOR MOUNTAIN WEST ALL-STARS

Sophomore **Carson Heilborn** and **Victoria Spragg**, competed with the 2016 Mountain West All-Star Women's Volleyball Team over the summer.

It's the third straight year the Lobos have been represented on the team. Last season, seniors **Julia Warren** and **Devanne Sours** competed with Nelson coaching the team, while in 2014, Warren, **Cassie House** and assistant coach **JJ Glavan** made the trip.

The year's team competed in the 2016 European Global Challenge in Pula, Croatia, from July 10-14, and faced off against junior national and club teams from throughout Europe.

The team finished third out of the 13-team field.

THE LOBOS TAKE ON AUSTRALIA

The University of New Mexico volleyball team went Down Under to Australia on Saturday, May 21, for a two-week trip, where it spent 11 days touring and playing a number matches against national teams.

The Lobos, under head coach Jeff Nelson

and assistants Pauline Manser and JJ Glavan, played two matches vs. club teams in Queensland before taking on national teams from Australia, New Zealand and Croatia in Melbourne.

UNM fared well in their competitions, sweeping a pair of club teams in the Queensland Club Team and the Queensland Pirate and topping the Australian and New Zealand national teams. Croatia was the only team that edged New Mexico.

The Lobos also learned about Australian culture and toured the country's beaches during their trip, which was organized in part by Manser, a former UNM All-American and a native Australian

It was New Mexico's first international trip since 2012, when the Lobos headed to Italy and Slovenia, as per NCAA rules that allow collegiate teams to take international trips once every four years.

HONG LENDS A HAND TO NEW MEXICO VOLLEYBALL

After a successful professional career in his native South Korea, **Gitaik Hong** has made an early impact for the New Mexico volleyball team as a volunteer assistant coach, bringing a different perspective on the game.

Hong gives the program another defensive-minded coach who can assist the players.

His first experience in volleyball came in high school, where a volleyball coach noted his height. He put in a year playing with CheongSuk High School in South Korea, and made his first national team at age 18 in 1980.

While playing for the National Junior Men's Volleyball, Hong was part of the team that won first place in the Asia National Junior Championship.

He then went on to have a standout career as an outside hitter for Sung Kyun Kwan University, taking runner-up honors a number of times at the national championships and playing on the South Korean National University team in 1983 and 1985.

After graduating with his bachelor's degree in public administration, Hong then went on to play for the South Korean National Senior Men's Volleyball Team from 1985-87 and the LG Professional Volleyball Team from 1985-92.

Her was awarded MVP in 1985 and won third place for hitter and second place for blocker from 1984-89.

Hong then went on to coach the LG Professional Volleyball Team from 1995-99 before moving to New York.

Eventually, Hong made it to Albuquerque in 2011, when he started to coach with the Albuquerque Rebels Volleyball Club. Over the next few years, he also coached at Cibola High School, New Mexico Highlands University and with the New Mexico Juniors Volleyball Club.

MOUNTAIN WEST STANDINGS

School (Rk)	CONFERENCE					OVERALL						MATCH RESULTS				
	W	L	Pct.	Home	Away	W	L	Pct.	Home	Away	Neut.	3s	4s	5s	L10	Strk
UNLV	8	2	.800	3-1	5-1	19	3	.864	9-1	7-2	3-0	7-2	9-1	3-0	8-2	L1
Boise State	8	2	.800	4-1	4-1	17	6	.739	8-1	7-3	2-2	10-2	6-4	1-0	8-2	W6
Colorado State	8	2	.800	4-0	4-2	14	7	.667	7-2	5-4	2-1	10-3	4-2	0-2	8-2	L1
Wyoming	7	3	.700	4-1	3-2	14	9	.609	8-1	4-4	2-4	11-5	1-2	2-2	7-3	W2
Nevada	5	4	.556	2-1	3-3	14	7	.667	5-1	5-4	4-2	5-3	5-2	4-2	6-4	L2
San Diego State	5	4	.556	4-0	1-4	13	10	.565	8-4	2-5	3-1	8-5	2-1	3-4	5-5	L1
Utah State	5	5	.500	3-3	2-2	10	11	.476	5-4	4-4	1-3	2-7	6-0	2-4	5-5	W2
Fresno State	3	7	.300	3-3	0-4	12	9	.571	5-5	4-4	3-0	7-4	1-3	4-2	3-7	L1
San José State	3	7	.300	3-3	0-4	10	12	.455	6-3	1-5	3-4	5-7	1-2	4-3	3-7	L1
New Mexico	2	8	.200	1-4	1-4	12	12	.500	6-6	2-5	4-1	5-5	6-3	1-4	2-8	W1
Air Force	0	10	.000	0-6	0-4	9	14	.391	3-9	2-4	4-1	0-10	5-2	4-2	0-10	L10

(#) = AVCA poll ranking ^ = MW champion

NEW MEXICO / MOUNTAIN WEST LEADERBOARD

TEAM (ALL MATCHES)

New Mexico	Statistic	MW Leader
8th (.211)	Hitting %	Colorado State (.291)
6th (.210)	Opp. Hitting %	Wyoming (.154)
10th (11.22)	Assists/Set	Boise State (13.36)
10th (12.11)	Kills/Set	Boise State (14.36)
6th (2.11)	Blocks/Set	Colorado State (3.26)
2nd (1.40)	Aces/Set	Fresno State (1.80)
6th (13.03)	Digs/Set	Boise State (16.05)

TEAM (CONFERENCE MATCHES)

New Mexico	Statistic	MW Leader
9th (.177)	Hitting %	Colorado State (.309)
10th (.255)	Opp. Hitting %	Wyoming (.130)
10th (10.61)	Assists/Set	Boise State (13.79)
10th (11.58)	Kills/Set	Boise State (14.76)
9th (2.04)	Blocks/Set	Colorado State (3.31)
1st (1.47)	Aces/Set	New Mexico (1.47)
6th (12.31)	Digs/Set	Boise State (15.79)

INDIVIDUAL (ALL MATCHES)

New Mexico	Statistic	MW Leader
V. Spragg, NR (.273)	Hitting %	L. Beach, WY (.396)
C. House, 6th (3.53)	Kills/Set	S. Nobley, BS (4.46)
C. Heilborn, 11th (7.82)	Assists/Set	J. Bulda, BS (11.59)
J. Warren, 6th (0.32)	Aces/Set	J. Hutcherson, FS (0.51)
V. Spragg, 10th (1.07)	Blocks/Set	K. Hillyer, CS (1.51)
A. Kelsey, 2nd (4.29)	Digs/Set	M. Osburn, BS (5.16)
C. House, 5th (4.17)	Points/Set	S. Nobley, BS (5.01)

INDIVIDUAL (CONFERENCE MATCHES)

New Mexico	Statistic	MW Leader
V. Spragg, NR (.263)	Hitting %	K. Hillyer (.411)
C. House, 4th (3.67)	Kills/Set	S. Nobley (4.68)
C. Heilborn, 11th (6.66)	Assists/Set	K. Oleksak, CS (12.22)
C. House/D. Sours, T-5th (0.36)	Aces/Set	E. Sullivan, BS (0.53)
M. Carrasco/V. Spragg, NR (0.83)	Blocks/Set	M. O'Donnell, BS (1.56)
A. Kelsey, 2nd (4.33)	Digs/Set	M. Osburn, BS (4.88)
C. House, 3rd (4.49)	Points/Set	S. Nobley (5.26)

ATTENDANCE NOTES

2016 NATIONAL ATTENDANCE - AVERAGE PER GAME

Rk.	School	Total	#	Avg	Rk.	School	Total	#	Avg
1	Nebraska	82,175	10	8,218	22	BYU	21,475	12	1,790
2	Hawaii	98,047	15	6,536	23	Iowa	19,604	11	1,782
3	Wisconsin	35,652	6	5,942	24	Stanford	14,018	8	1,752
4	Minnesota	25,051	6	4,175	25	Colorado	18,020	11	1,638
5	Penn St.	39,091	11	3,554	26	Oregon	22,717	14	1,623
6	Michigan St.	33,597	12	2,800	27	Ohio St.	10,862	7	1,552
7	Purdue	31,628	12	2,636	28	UCLA	7,442	5	1,488
8	Illinois	23,597	9	2,622	29	TCU	14,583	10	1,458
9	Missouri	19,861	8	2,483	30	Utah	12,744	9	1,416
10	Iowa St.	21,969	9	2,441	31	Arizona	11,277	8	1,410
11	Colorado St.	20,751	9	2,306	32	Duke	18,232	13	1,402
12	Texas	20,122	9	2,236	33	Kentucky	13,986	10	1,399
13	Louisville	19,075	9	2,119	34	New Mexico	16,614	12	1,385
14	Arizona St.	8,474	4	2,119	35	Maryland	9,364	7	1,338
15	Ohio	18,509	9	2,057	36	Michigan	15,584	12	1,299
16	UNI	20,551	10	2,055	37	Kansas	11,458	9	1,273
17	Wichita St.	16,270	8	2,034	38	NC State	12,666	10	1,267
18	Kansas St.	21,065	11	1,915	39	Creighton	8,751	7	1,250
19	Washington	13,205	7	1,886	40	South Carolina	10,666	9	1,185
20	Texas A&M	7,494	4	1,874					
21	North Carolina	13,065	7	1,866					

As of Oct. 24, 2016

2016 UNM ATTENDANCE MARKS

Date	Opponent	Result	Total
Aug. 26	Abilene Christian	W, 3-0	742
Aug. 26	Arizona State	W, 3-1	1851
Aug. 27	Idaho	L, 2-3	711
Aug. 27	Fairfield	W, 3-0	1256
Sept. 8	Arkansas^	W, 3-1	1132
Sept. 9	Montreal^#	W, 3-0	750
Sept. 10	No. 1 Nebraska^	L, 0-3	4472
Sept. 22	Air Force*	W, 3-0	1028
Sept. 24	Boise State*	L, 2-3	1197
Oct. 6	Colorado State*	L, 0-3	1202
Oct. 8	Wyoming*	L, 0-3	811
Oct. 11	UNLV*	L, 1-3	735
Oct. 16	New Mexico State	W, 3-1	1476
Oct. 27	Fresno State*		
Oct. 29	San José State*		
Nov. 12	Utah State*		
Nov. 19	San Diego State*		

Average = 1385

^ denotes game played at WisePies Arena aka The Pit (15,411)

* denotes Mountain West game * # denotes exhibition (does not count toward NCAA statistics)

THE JEFF NELSON FILE



JEFF NELSON

HEAD COACH
VOLLEYBALL/BEACH VOLLEYBALL

VOLLEYBALL PROFILE

COLLEGIATE COACHING EXPERIENCE

- Overall Indoor Record (22nd season)..... 426-260 (.621)
- New Mexico Head Coach2007-pres. (10th season)
Court Record..... 184-113 (.620, 2007-pres., 10 seasons)
Beach Record20-20 (.500, 2015-pres., 2 seasons)
- San Francisco Head Coach.....2003-06 (4 seasons)
Record (Pct.)..... 76-51 (.598)
- Texas Tech Head Coach..... 1995-2002 (8 seasons)
Record (Pct.)..... 166-96 (.634)

OTHER COACHING EXPERIENCE

- Muncie Burriss HS Assistant Coach (1995)
- Arizona State Assistant Coach (1990-95)
- U.S. Olympic Festival West Assistant Coach (1994)
- U.S. Olympic Festival North Assistant Coach (1993)
- U.S. Junior National Boys Head Coach (1992)
- U.S. Junior National Boys Assistant Coach (1991)
- Minnesota Assistant Coach (1989-90)
- Minnesota Monarchs (MLV) Head Coach (1989)
and Assistant Head Coach (1988)
- Nebraska Graduate Assistant (1986-88)

ALMA MATER: Ball State, 1986

COLLEGIATE PLAYING EXPERIENCE:

Setter/Outside Hitter/Defensive Specialist,
Ball State, 1985-86

FAMILY: Harley, 21, and Kaden, 18

COACHING ACCOMPLISHMENTS

100th career win: vs. Ball State (Nanook Classic, Fairbanks, Ala.), 3-1 on Sept. 12, 1999
200th career win: vs. Portland, 3-0, on Nov. 6, 2004
300th career win: at New Orleans, 3-1, on Nov. 27, 2009
400th career win: vs. Santa Clara (Lobo Classic, Albuquerque, N.M.), 3-0, on Sept. 4, 2015
Best single-season winning percentage: .774 (24-7), 2013
Most wins in a season: 25, 1996 (25-9)
Winningest Coach in San Francisco History: 76-51
2010 Mountain West Coach of the Year
Austin High School (Austin, Minn.) Athletic Hall of Fame, inducted Jan. 2013
Don Shondell Lifetime Achievement Award in Volleyball Coaching, awarded Aug. 2015
Academic All-American of the Year (1)

Jill Burness, 1996

Mountain West Scholar-Athlete of the Year (1)

Kelly Williamson, 2011-12

NCAA Postgraduate Scholarship Recipients (2)

Jill Burness (1996) and Kelly Williamson (2011)

NACDA Scholarship Recipient (1)

Jill Burness (1996)

Academic All-Americans (5)

Jill Burness (1995), Melissa McGehee (2002), Laura Grote (2002), Kelly Johnson (2002), Kelly Williamson (2010, '11)

Academic All-Region/District (5)

Hannah Johnson (2015), Lena Skippner (2013), Jade Michaelsen (2010), Kelly Williamson (2010 & 2011),
Jeanne Fairchild (2008)

Coached Over 90 Academic All-Conference honorees

AVCA All-Americans (10)

Colleen Smith (2000), Jeanne Fairchild (2008), Taylor Hadfield, (2009), Jade Michaelsen (2010), Lisa Meeter (2010), Allison Buck, (2011), Ashley Rhoades (2011), Chantale Riddle (2012, '13, '14)

AVCA All-Region/District honorees (16)

Jill Burness (1996), Brande Brown (1997) Lisa Hilgers (1997,1998), Lori Garber (1998), Colleen Smith (2000), Melissa McGehee (2000), Brittanie Budinger (2003), Jeanne Fairchild (2008), Taylor Hadfield (2009, '10), Lisa Meeter (2010), Jade Michaelsen (2010), Allison Buck (2011), Ashley Rhoades (2011), Chantale Riddle (2012, '13, '14)

All-Conference honorees (37)

All-Southwest Conference: Jennifer Cohn (1995)

All-Big 12 Conference First Team: Jill Burness (1996), Brande Brown (1997), Lisa Hilgers (1998), Colleen Smith (2000), Melissa McGehee (2000, Kelly Johnson (2002)

All-Big 12 Conference honorable mention: Lisa Hilgers (1997), Sonia Moric (1998), Melissa McGehee (2001)

All-West Coast Conference: Brittanie Budinger (2003), Stephanie Voelckers (2004), Kristin Hasselberg (2006)

All-West Coast Conference honorable mention: Caroline Skacel (2003), Teresa Russell (2003), Theresa Hart (2003), KeLicia Shorts (2004), Kristin Hasselberg (2005), Alix Gombos (2006)

All-West Coast Conference Freshman team: Darcy Carroll (2005), Haley Carroll (2006)

All-Mountain West: Jeanne Fairchild (2007, '08), Gayle Trip (2008), Jade Michaelsen (2008, '09, '10), Taylor Hadfield (2009, '10), Rose Morris (2009), Lisa Meeter (2010), Allison Buck (2010, '11), Ashley Rhoades (2011), Kelly Williamson (2011), Miquella Lovato (2012:Designated Libero, '13), Chantale Riddle (2012, '13, '14), Hannah Johnson (2013, '14, '15), Julia Warren (2013:Freshman of the Year, 2014:Designated Libero), Cassie House (2014, '15), Skye Gullatt (2015), Simone Henderson (2015)

Players of the Year (9)

Big 12 Defensive Player of the Year: Heather Hughes-Justice (2000)

Big 12 Newcomer of the Year: Kelly Johnson (2001)

Mountain West Player of the Year: Jeanne Fairchild (2008)

Mountain West Freshman of the Year: Lisa Meeter (2007), Julia Warren (2013)

Mountain West Libero of the Year: Gayle Tripp (2008), Allison Buck (2010, '11), Miquella Lovato (2012), Julia Warren (2014)

Mountain West Setter of the Year: Jade Michaelsen (2010)

THE JEFF NELSON FILE

COACHING RECORD

SCHOOL	YR.	OVERALL	CONF.	NCAA
Texas Tech	1995	21-12 (.636)	4-6	2nd Rd.
Texas Tech	1996	25-9 (.735)	12-8	1st Rd.
Texas Tech	1997	23-11 (.676)	10-10	
Texas Tech	1998	23-11 (.676)	12-8	1st Rd.
Texas Tech	1999	18-15 (.545)	7-13	
Texas Tech	2000	24-9 (.727)	12-8	1st Rd.
Texas Tech	2001	18-14 (.563)	9-11	1st Rd.
Texas Tech	2002	14-15 (.500)	9-11	
Texas Tech	8 yrs.	166-96 (.634)	75-75	5 app.

1995: Southwest Conference • 1996-2002: Big 12 Conference

SCHOOL	YR.	OVERALL	CONF.	NCAA
San Francisco	2003	23-8 (.742)	7-7	1st Rd.
San Francisco	2004	12-20 (.375)	4-10	
San Francisco	2005	18-13 (.581)	4-10	
San Francisco	2006	23-10 (.697)	6-8	
San Francisco	4 yrs.	76-51 (.598)	21-35	1 app.

2003-06: West Coast Conference

SCHOOL	YR.	OVERALL	CONF.	NCAA
New Mexico	2007	16-13 (.552)	7-9	
New Mexico	2008	22-7 (.733)	11-5	
New Mexico	2009	20-10 (.667)	10-6	1st Rd.
New Mexico	2010	20-10 (.667)	12-4	1st Rd.
New Mexico	2011	14-15 (.483)	6-8	
New Mexico	2012	20-13 (.606)	7-9	
New Mexico	2013	24-7 (.774)	14-6	
New Mexico	2014	19-12 (.613)	11-7	
New Mexico	2015	17-14 (.548)	10-8	
New Mexico	2016	11-11 (.500)	1-7	
New Mexico	10 yrs.	184-113 (.620)	90-70	2 app.

2007-16: Mountain West Conference

Career	22 yrs.	426-260 (.621)	186-180	8 app.
---------------	----------------	-----------------------	----------------	---------------

CAREER RECORD vs. ALL OPPONENTS

OPPONENT	W	L	OPPONENT	W	L	OPPONENT	W	L
Abilene Christian	2	0	Hawai'i	0	3	Rice	1	1
Air Force	21	0	Hofstra	3	0	Rutgers	1	0
UAB	1	0	Houston	2	1	Sacramento State	3	2
Alaska-Fairbanks	1	0	Houston Baptist	2	0	Seattle U	1	0
Albany	1	0	Idaho	0	1	St. John's	1	1
American	2	0	Idaho State	3	0	St. Francis (N.Y.)	1	0
Appalachian State	1	0	Iowa State	16	0	St. Francis (Pa.)	1	0
Arkansas	1	1	Jacksonville	1	0	Saint Mary's	3	5
Arkansas State	2	0	Kansas	12	2	Samford	0	1
Arkansas-Little Rock	1	0	Kansas State	5	9	Sam Houston State	1	0
Arizona	0	3	Kennesaw State	1	0	San Diego	1	8
Arizona State	2	2	Kentucky	1	0	San Diego State	10	9
Ball State	1	2	Lamar	2	0	San José State	11	2
Baylor	13	5	LaSalle	1	0	Santa Clara	1	8
Belmont	2	0	Liberty	2	0	Savannah State	1	0
Bethune Cookman	1	0	Long Beach State	0	1	Siena	1	0
Boise State	7	4	Long Island	4	0	SMU	7	2
Bowling Green	1	0	Louisiana-Lafayette	1	0	South Alabama	1	0
Bucknell	1	0	LSU	0	1	South Carolina	1	1
Butler	1	0	Louisiana Tech	1	0	South Florida	3	1
BYU	5	5	Loyola Marymount	3	7	Southeastern Louisiana	1	0
California	0	1	Marquette	1	0	USC	0	3
UC Davis	3	0	Maryland-Baltimore County	1	0	Southern Illinois	1	0
UC Irvine	2	0	Maryland-Eastern Shore	2	0	Southern	1	1
UC Riverside	2	1	Michigan State	0	1	Stanford	0	3
UC Santa Barbara	3	3	Missouri	12	3	Stephen F. Austin	2	0
Cal Poly	1	0	UMKC	1	0	Stetson	1	0
CSU Bakersfield	1	1	Missouri State	1	0	Syracuse	1	0
Cal State Fullerton	2	1	Montana State	1	0	Temple	1	0
CSUN	1	0	Nebraska	1	16	TCU	7	7
Centenary	1	0	Nevada	11	0	Texas	2	15
Central Arkansas	1	0	UNLV	10	12	Texas A&M	4	13
Central Connecticut	1	0	UNC Asheville	1	0	Texas A&M-Corpus Christi	1	0
Central Michigan	1	0	New Hampshire	1	0	Texas State	1	0
Chattanooga	1	0	New Jersey IT	1	0	UT Arlington	3	1
Clemson	1	0	New Mexico	3	0	UMKC	1	0
College of Charleston	1	0	New Mexico State	8	5	UTEP	8	0
Colorado	2	11	New Orleans	1	0	Texas-Pan American	2	0
Colorado State	2	17	Northern Arizona	3	1	Texas-San Antonio	1	0
Cornell	1	0	Northern Colorado	2	0	Texas Tech	1	1
Delaware	3	0	Northern Illinois	2	0	Towson	1	0
Denver	1	0	North Carolina	1	0	Tulane	1	1
Duke	1	0	North Carolina State	3	0	Utah	4	8
Duquesne	1	1	North Texas	2	0	Utah State	5	1
Eastern Illinois	1	0	Northwestern State	1	0	Virginia	1	0
Eastern Michigan	1	0	Ohio	2	0	Virginia Commonwealth	1	0
Eastern Washington	0	1	Oklahoma	13	3	Washington	0	1
Evansville	1	0	Oral Roberts	1	1	Washington State	1	0
Fairfield	2	0	Oregon	0	2	Western Carolina	1	0
Florida	0	1	Oregon State	1	0	Western Kentucky	1	0
Florida Atlantic	2	0	Pacific	1	2	West Virginia	1	0
Fresno State	4	6	Penn State	0	1	Wichita State	2	0
George Mason	3	0	Pepperdine	1	9	William & Mary	3	0
Georgia Southern	2	0	Pittsburgh	3	1	Wisconsin-Milwaukee	1	0
Georgia Tech	1	1	Portland	12	0	Wright State	1	0
Gonzaga	7	2	Portland State	2	1	Wyoming	10	10
Grambling State	2	0	Prairie View A & M	1	0			
Hampton	1	0	Rhode Island	2	0			

Bold denotes a 2016 opponent

NEW MEXICO CAREER RECORDS

HITTING EFFICIENCY (K-E-A)

1. Pauline Manser	.372 (1229-282-2549)	1988-91
2. Kelly Knowles	.370 (284-60-343)	1980-82
3. Laurel Luman	.331 (893-243-1965)	1990-93
4. S. Henderson	.313 (411-116-944)	2014-15
5. N. Ikeda-Nagatomo	.292 (1040-327-2438)	1986-89
6. Elsa Krieg	.291 (271-83-647)	2011-2014
7. Kim Hicks	.284 (1131-396-2584)	1980-81, '83
8. Jocelyn Funk	.280 (190-57-475)	1983-86
9. Ashley Rhoades	.277 (902-324-2087)	2008-11
10. Skye Gullatt	.277 (532-181-1267)	2012-15
11. Tania Gooley	.275 (1579-556-3721)	1991-94

KILLS

1. Chantale Riddle	1,623	2011-14
2. Tania Gooley	1,579	1991-94
3. Maria Gurreri	1,473	1987-90
4. Jeanne Fairchild	1,238	2006-08
5. Pauline Manser	1,229	1988-91
6. Lisa Meeter	1,161	2007-10
7. Kim Hicks	1,131	1980-81, '83
8. Amber Smith	1,122	1996-99
9. Anna Reines	1,089	2001-03
10. Cassie House	1,074	2013-16
Terri Nielson	1,074	1980-83

ATTEMPTS

1. Chantale Riddle	4,288	2011-14
2. Tania Gooley	3,721	1991-94
3. Maria Gurreri	3,426	1987-90
4. Lisa Meeter	3,348	2007-10
5. Amber Smith	3,221	1996-99
6. Jeanne Fairchild	2,892	2006-08
7. Cassie House	2,835	2013-16
8. Anna Reines	2,769	2001-03
9. Paula Feathers	2,679	1995-98
10. Terri Nielson	2,645	1980-83

DIGS

1. Allison Buck	1,630	2008-11
2. Gayle Tripp	1,578	2005-08
3. Sharon Browning	1,504	1989-92
4. Miquella Lovato	1,397	2010-13
5. Lisa Meeter	1,130	2007-10
6. Julia Warren	1,113	2013-16
Tania Gooley	1,113	1991-94
8. Alicia Bergmann	1,059	1992-95
9. Maria Gurreri	1,048	1987-90
Gretchen Gegenfurther	1,048	1993-96

SERVICE ACES

1. Terri Nielson	193	1980-83
2. Jocelyn Funk	119	1983-86
Alicia Bergmann	119	1992-95
4. Jo Anne O'Connell	115	1982-85
5. Tania Gooley	109	1991-94
6. Gayle Tripp	107	2005-08
Lisa Meeter	107	2007-10
8. Nao Ikeda	105	1986-89
9. Kelly Knowles	104	1980-82
10. Nana Allison	96	1996-99

BLOCK SOLOS

1. Linda Archuleta	120	1980-82, '84
2. Terri Nielson	107	1980-83
3. Tammy Lansford	86	1987-90
4. Anna Lehne	79	2006-09
5. Pauline Manser	76	1988-91
Skye Gullatt	76	2012-15
7. Sue Guinn	73	1983-84
8. Ashley Rhoades	70	2008-11
9. Robyn Wentworth	68	1992-94
Shannon Vessup	68	1981, '83
Laurel Luman	68	1990-93

BLOCK ASSISTS

1. Chelsea Sondrup	433	2002-05
2. Skye Gullatt	389	2012-15
3. Chantale Riddle	382	2011-14
4. Kelly Therkelsen	326	2003-06
5. Anna Lehne	290	2006-09
6. Lexi Ross	260	2010-13
7. Ashley Rhoades	259	2008-11
8. Laurel Luman	252	1990-93
9. Jade Michaelson	251	2007-10
10. Zhao Lu	249	1995-98

TOTAL BLOCKS

1. Skye Gullatt	465	2012-15
Chelsea Sondrup	465	2002-05
3. Chantale Riddle	435	2011-14
4. Anna Lehne	369	2006-09
5. Kelly Therkelsen	336	2003-06
6. Ashley Rhoades	329	2008-11
7. Linda Archuleta	326	1980-82, '84
8. Laurel Luman	320	1990-93
9. Robyn Wentworth	313	1992-94
10. Tammy Lansford	299	1987-90
Pauline Manser	299	1988-91
Zhao Lu	299	1995-98

ASSISTS

1. Jade Michaelson	4,174	2007-10
2. Hannah Johnson	4,167	2011-15
3. Janelle Torres	3,794	1996-99
4. Alicia Bergmann	3,283	1992-95
5. Sharon Browning	3,214	1989-92
6. Jocelyn Funk	3,153	1983-86
7. Karen Saavedra-Wamock	2,845	1985-88
8. Monica Meihack	2,840	2002-04
9. Sarah Kwasigroch	2,634	2005-08
10. G. Gegenfurther	2,193	1993-96

POINTS

1. Chantale Riddle	1910.0	2011-14
2. Tania Gooley	1818.0	1991-94
3. Maria Gurreri	1604.0	1987-90
4. Pauline Manser	1502.5	1988-91
5. Terri Nielson	1433.0	1980-83
6. Amber Smith	1360.5	1996-99
7. Jeanne Fairchild	1353.0	2006-08
8. Lisa Meeter	1352.0	2007-10
9. Kim Hicks	1335.0	1980-81, '83
10. Nao Ikeda	1267.0	1986-89

STAT WATCH

Lobos climbing the record books

Kills

Cassie House	1074	T-10th, 15 from 9th
Devanne Sours	875	199 from 10th
Julia Warren	774	300 from 10th

Attempts

Cassie House	2835	7th, 57 from 6th
Devanne Sours	2635	10 from 10th
Julia Warren	2371	274 from 10th

Points

Cassie House	1253.0	14 from 10th
Devanne Sours	993.0	274 from 10th
Julia Warren	899.5	367.5 from 10th

Digs

Julia Warren	1113	T-6th, 17 from 5th
Ashley Kelsey	903	145 from 10th

NEW MEXICO SINGLE-SEASON RECORDS

KILLS

1. Kim Hicks	528	1981
2. Chantale Riddle	515	2012
3. Pauline Manser	488	1991
4. Jeanne Fairchild	477	2007
5. Maria Gurreri	474	1990
6. Jeanne Fairchild	471	2008
7. Chantale Riddle	468	2013
8. Tania Gooley	465	1994
9. Kristine Butler	457	1996
10. Chantale Riddle	441	2014

ATTEMPTS

1. Chantale Riddle	1,351	2012
2. Jenny Pavley	1,214	1996
3. Kelly Williamson	1,210	2011
4. Chantale Riddle	1,203	2013
5. Kristine Butler	1,173	1996
6. Kim Hicks	1,137	1981
7. Tania Gooley	1,131	1994
8. Maria Gurreri	1,117	1990
9. Amber Smith	1,117	1999
10. Jeanne Fairchild	1,111	2007
Chantale Riddle	1,079	2014

HITTING EFFICIENCY

(must have played in 60% of matches)

1. Pauline Manser	.385	1991
2. Pauline Manser	.365	1990
3. Kelly Knowles	.364	1982
4. Pauline Manser	.362	1989
5. Lexi Ross	.350	2013
6. Nao Ikeda-Nagatomo	.347	1989
Pauline Manser	.347	1988
7. Laurel Luman	.342	1993
8. Ashley Rhoades	.330	2009
9. Laurel Luman	.327	1991
10. Simone Henderson	.319	2015

SERVICE ACES

1. Terri Nielson	80	1981
2. Terri Nielson	47	1980
3. Kelly Knowles	46	1982
4. Kelly Knowles	42	1981
5. Tania Gooley	39	1994
Kim Hicks	39	1981
Alicia Bergmann	39	1994
8. Terri Nielson	38	1982
Sally Downs	38	1994
Kelly Griffin	38	2000
Lisa Meeter	38	2007

BLOCK ASSISTS

1. Chelsea Sondrup	139	2005
2. Chelsea Sondrup	131	2002
3. Kelly Therkelsen	120	2005
4. Chantale Riddle	122	2014
5. Simone Henderson	119	2014
6. Chantale Riddle	114	2012
7. Skye Gullatt	112	2015
8. Robin Wentworth	110	1994
9. Staci Masten	107	2002
10. Samie Weber	105	2004

BLOCK SOLOS

1. Terri Nielson	54	1983
2. Sue Guinn	43	1983
Shannon Vessup	43	1983
4. Linda Archuleta	42	1982
5. Donna Meier	40	1980
6. Jewel Johnson	39	1985
7. Pauline Manser	37	1989
8. Cathy Peterson	35	1987
9. Linda Archuleta	32	1981
Jodi Hinchy	32	1988

BLOCKS

1. Chelsea Sondrup	152	2005
2. Skye Gullatt	141	2015
3. Robyn Wentworth	139	1994
4. Chelsea Sondrup	137	2002
5. Chantale Riddle	136	2014
6. Robyn Wentworth	132	1992
Simone Henderson	132	2014
8. Chantale Riddle	131	2012
9. Kelly Therkelsen	123	2005
Sue Guinn	123	1983
11. Kristine Butler	120	1996
Lexi Ross	120	2013

ASSISTS

(assist records not kept until 1983)

1. Karen Saavedra-Wamock	1,352	1988
2. Monica Meihack	1,249	2002
3. Hannah Johnson	1,220	2013
4. Janelle Torres	1,190	1997
5. Jade Michaelson	1,159	2009
6. Hannah Johnson	1,157	2014
7. Hannah Johnson	1,144	2015
8. Karen Saavedra-Wamock	1,123	1987
9. Sarah Kwasigroch	1,088	2005
10. Jade Michaelson	1,087	2010

DIGS

1. Allison Buck	561	2011
2. Miquella Lovato	537	2013
3. Sharon Browning	499	1992
4. Miquella Lovato	465	2012
5. Allison Buck	455	2009
6. Gayle Tripp	442	2007
7. Jenny Pavley	439	1996
8. Gayle Tripp	435	2008
9. Gayle Tripp	433	2006
10. Sharon Browning	429	1991



DEVANNE SOURS

OH • 6-2 • SR.
TATUM, N.M. • TATUM HS

JUNIOR (2015): Played in all 31 matches, starting 30 and seeing action in all 116 sets during the season ... Finished the season with the team lead in kills, tallying 355 kills (3.06 per set) ... Posted double-digit kills in 19 matches, including a career-high 22 kills vs. LSU on Sept. 19 ... Finished ninth in the Mountain West in kills per set ... Defensively, compiled 197 digs (1.70) on the year, good for fourth on the team ... Tallied double-digit digs seven times, including a career-high 14 at Ball State on Aug. 29 ... Finished with five double-double ... Scored 31 service aces, averaging 0.27 per set ... Finished ninth in the MW in aces/set ... Recorded five aces vs. Idaho State on Sept. 12, and added four at Ball State and at Air Force ... Also recorded 47 total blocks ... Finished with 411 points and an average of 3.54 points per set, good for seventh in the MW

SOPHOMORE (2014): Played in 29 matches with four start at outside hitter...finished the season with 194 kills in 611 attacks (2.20 kills per set)...had two solo blocks on the season to go along with 39 block assists...had career-high and season-high of 18 kills vs. Wyoming on Oct. 18...had second-best game of the season on Nov. 6 vs. UNLV, finishing with 17 kills...had highest hitting percentage of .500 on Sept. 19 vs. College of Charleston (5 of 10)...earned Captain's Team Award and Most Improved while also picking up the highest GPA of 3.89 which is the best between the sand and indoor teams...2014 MW Academic All-Conference recipient.

FRESHMAN (2013): Played in 27 matches with eight starts at outside hitter...finished the season with 89 kills in 278 total attacks (1.59 kills per set)...had a total of six blocks, including one solo and five block assists...finished the season with 15 digs...had a season-high of 12 kills on Nov. 23 at Nevada...had second-best game of 11 kills on Oct. 17 vs. Fresno State...had highest hitting percentage of .714 on Oct. 25 vs. Nevada (5 of 7)...was a 2013 MW Academic All-Conference recipient...given the Most Improved Award.

CAREER STATS AND SINGLE-MATCH HIGHS

SEASON	SP-MP	K	K/S	E	TA	PCT	A	A/S	SA	SA/S	SE	DIG	D/S	RE	BS	BA	TB	B/S	BE	BHE	PTS	PTS/S
2013	56-27	89	1.59	40	278	.176	2	0.04	0	0.00	0	15	0.27	0	1	5	6	0.11	2	0	92.5	1.64
2014	88-29	194	2.20	78	611	.190	3	0.03	0	0.00	5	41	0.47	0	2	39	41	0.47	3	0	215.5	2.44
2015	116-31	355	3.06	167	1057	.178	11	0.09	31	0.27	72	197	1.70	22	3	44	47	0.41	2	2	411.0	3.54
2016	90-24	236	2.62	115	689	.176	17	0.19	19	0.21	33	141	1.57	11	3	32	35	0.39	3	0	274.0	3.04
TOTAL	350-111	874	2.50	400	2635	.180	33	0.09	50	0.14	110	394	1.13	33	9	120	129	0.37	10	2	993.0	2.84

SINGLE-MATCH HIGHS

Kills: 22, twice, last vs. UTEP, Sep 17, 2016

Attacks: 71, LSU, Sep 19, 2015

Attack pct: .538, vs Samford, Sep 17, 2016 (14-0-26)

Assists: 3, twice, last vs UTEP, Sep 17, 2016

Serve aces: 5, vs Idaho State, Sep 12, 2015

Digs: 14, at Ball State, Aug 29, 2015

Blocks: 4, 6 times; last vs NM State, Oct 16, 2016

Block solo: 2, Boise State, Sep 24, 2016

Block assist: 4, 5 times, last vs NM State, Oct 16, 2016

2016 MATCH-BY-MATCH

DATE	OPP.	SP	K	E	TA	PCT	AST	E	SA	SE	RE	DIG	BS	BA	BE	TB	BHE	PTS
Aug. 26	Abilene Christian*	3	7	3	18	.222	1	0	0	1	0	3	0	2	0	2	0	8.0
Aug. 26	Arizona State*	4	12	5	39	.179	2	0	0	1	0	10	0	2	0	2	0	13.0
Aug. 27	Idaho*	5	8	6	28	.071	1	0	2	2	1	3	0	2	2	2	0	11.0
Aug. 27	Fairfield	2	4	2	10	.200	1	0	0	0	0	0	0	1	0	1	0	4.5
Sept. 2	Stetson*	4	7	4	19	.158	1	0	0	0	1	9	0	0	0	0	0	7.0
Sept. 2	South Florida*	4	14	5	36	.250	3	0	0	3	1	11	0	1	0	1	0	14.5
Sept. 3	Western Carolina*	3	5	5	15	.000	1	0	0	0	0	7	1	1	0	2	0	6.5
Sept. 8	Arkansas*	4	10	2	18	.444	1	0	0	0	0	11	0	3	0	3	0	11.5
Sept. 10	Nebraska*	3	2	3	16	-.063	0	0	0	0	0	4	0	1	0	1	0	2.5
Sept. 16	Houston Baptist*	4	6	3	30	.100	0	0	1	2	0	3	0	2	0	2	0	8.0
Sept. 16	UT Arlington*	4	16	7	37	.243	0	0	0	3	0	5	0	2	0	2	0	17.0
Sept. 17	Samford*	5	14	0	26	.538	0	0	0	2	0	5	0	2	0	2	0	15.0
Sept. 17	UTEP*	5	22	10	57	.211	3	0	2	4	0	9	0	0	0	0	0	24.0
Sept. 22	Air Force*	3	6	0	17	.353	0	0	1	1	1	8	0	1	0	1	0	7.5
Sept. 24	Boise State*	5	16	8	54	.148	1	0	1	1	1	7	2	0	1	2	0	19.0
Sept. 29	San José State*	5	18	6	50	.240	1	0	2	1	0	6	0	1	0	1	0	20.5
Oct. 1	Fresno State*	3	8	4	24	.167	0	1	2	1	3	3	0	0	0	0	0	10.0
Oct. 6	Colorado State*	3	9	8	32	.031	0	0	1	1	0	5	0	1	0	1	0	10.5
Oct. 8	Wyoming*	3	3	9	21	-.286	0	0	1	1	0	4	0	0	0	0	0	4.0
Oct. 11	UNLV*	4	15	10	45	.111	0	0	1	3	1	9	0	1	0	1	0	16.5
Oct. 13	Utah State*	4	7	5	24	.083	1	0	3	0	0	4	0	4	0	4	0	12.0
Oct. 16	New Mexico State*	4	8	3	27	.185	0	0	1	4	0	5	0	4	0	4	0	11.0
Oct. 20	Boise State*	3	6	3	15	.200	0	0	1	0	1	8	0	0	0	0	0	7.0
Oct. 22	Air Force*	3	13	4	31	.290	0	0	0	2	1	2	0	1	0	1	0	13.5
Oct. 27	Fresno State																	
Oct. 29	San José State																	
Nov. 3	Wyoming																	
Nov. 5	Colorado State																	
Nov. 12	Utah State																	
Nov. 16	Nevada																	
Nov. 19	San Diego State																	
Nov. 22	UNLV																	



JESSICA LEO

5 • 5-4 • FR.
PHOENIX, ARIZ. • MOUNTAIN POINTE HS

HIGH SCHOOL: 2016 graduate of Mountain Pointe High School in Phoenix, Arizona ... Lettered four years in volleyball for the Pride under head coach Karen Gray ... Led Mountain Pointe in assists her senior year ... Named Division 1 All-Section Second Team in 2013 and 2014 ... Selected to Nike Tournament of Champions All-Tournament Team and Tempe All-City Team in 2014 ... Tops on her team in aces in 2013 and 2014 ... Named to the 2014 AVCA Phenom list ... 2011 Arizona Region High Performance Future Select team ... Honor Roll selection from 2012-16

CAREER STATS AND SINGLE-MATCH HIGHS

SEASON	SP-MP	K	K/S	E	TA	PCT	A	A/S	SA	SA/S	SE	DIG	D/S	RE	BS	BA	TB	B/S	BE	BHE	PTS	PTS/S
2016	11-7	0	0.00	0	0	.000	1	0.09	0	0.00	1	8	0.73	0	0	0	0	0.00	0	0	0.0	0.00
TOTAL	11-7	0	0.00	0	0	.000	1	0.09	0	0.00	1	8	0.73	0	0	0	0	0.00	0	0	0.0	0.00

SINGLE-MATCH HIGHS

Assists: 1, at Utah State, Oct 13, 2016
Digs: 4, Air Force, Sep 22, 2016

2016 MATCH-BY-MATCH

DATE	OPP.	SP	K	E	TA	PCT	AST	E	SA	SE	RE	DIG	BS	BA	BE	TB	BHE	PTS
Aug. 26	Abilene Christian																	
Aug. 26	Arizona State																	
Aug. 27	Idaho																	
Aug. 27	Fairfield	3	0	0	0	.000	0	0	0	0	0	2	0	0	0	0	0	0.0
Sept. 2	Stetson																	
Sept. 2	South Florida																	
Sept. 3	Western Carolina																	
Sept. 8	Arkansas																	
Sept. 10	Nebraska																	
Sept. 16	Houston Baptist	1	0	0	0	.000	0	0	0	0	0	0	0	0	0	0	0	0.0
Sept. 16	UT Arlington																	
Sept. 17	Samford																	
Sept. 17	UTEP	1	0	0	0	.000	0	0	0	0	1	0	0	0	0	0	0	0.0
Sept. 22	Air Force	2	0	0	0	.000	0	0	0	0	0	4	0	0	0	0	0	0.0
Sept. 24	Boise State																	
Sept. 29	San José State																	
Oct. 1	Fresno State																	
Oct. 6	Colorado State																	
Oct. 8	Wyoming																	
Oct. 11	UNLV																	
Oct. 13	Utah State	2	0	0	0	.000	1	0	0	0	0	2	0	0	0	0	0	0.0
Oct. 16	New Mexico State	1	0	0	0	.000	0	0	0	0	0	0	0	0	0	0	0	0.0
Oct. 20	Boise State																	
Oct. 22	Air Force	1	0	0	0	.000	0	0	0	0	0	0	0	0	0	0	0	0.0
Oct. 27	Fresno State																	
Oct. 29	San José State																	
Nov. 3	Wyoming																	
Nov. 5	Colorado State																	
Nov. 12	Utah State																	
Nov. 16	Nevada																	
Nov. 19	San Diego State																	
Nov. 22	UNLV																	



MERCEDES PACHECO

DS/L • 5-2 • SO.
ALBUQUERQUE, N.M. • ST. PIUS X HS

FRESHMAN (2015): Played in 29 matches, including 11 starts at libero and five starts at defensive specialist ... Finished the season with 191 digs (2.20 per set) ... Recorded a season-high 18 digs twice, with 18 at Ball State on Aug. 29 and 18 vs. SMU on Sept. 5 ... Notched double-digit digs six times ... Added 40 assists for the Lobos ... Earned a kill vs. San Diego State on Oct. 24

HIGH SCHOOL: 2015 graduate of St. Pius X High School in Albuquerque ... Lettered four years in volleyball for the Sartans under head coaches Diana Strickland and Jeanne Fairchild ... Played a role on St. Pius' state and district championships teams in 2012 and 2013, and helped Pius to two more district championships in 2014 and 2015 ... Earned spots on the All-district team and All-state team every year of high school (2012-15) ... Named Metro Player of the Year and District Defensive Player of the Year in 2015 ... Also played club with ARVC Shock, winning regionals and placing fifth at nationals in the 18's age group

CAREER STATS AND SINGLE-MATCH HIGHS

SEASON	SP-MP	K	K/S	E	TA	PCT	A	A/S	SA	SA/S	SE	DIG	D/S	RE	BS	BA	TB	B/S	BE	BHE	PTS	PTS/S
2015	87-29	1	0.01	0	1	1.000	40	0.46	2	0.02	19	191	2.20	20	0	0	0	0.00	0	0	3.0	0.03
2016	75-23	0	0.00	0	1	.000	3	0.04	3	0.04	2	67	0.89	10	0	0	0	0.00	0	0	3.0	0.04
TOTAL	162-52	1	0.01	0	2	.500	43	0.27	5	0.03	21	258	1.59	30	0	0	0	0.00	0	0	6.0	0.04

SINGLE-MATCH HIGHS

Kills: 1, at San Diego State, Oct 24, 2015

Attacks: 1, twice, last at Fresno State, Oct 01, 2016

Assists: 5, twice, last vs. Wyoming, Nov. 5 2015

Serve aces: 1, 5 times, last at San José State, Sept 29, 2016

Digs: 18, twice, last vs SMU, Sept 5, 2015

2016 MATCH-BY-MATCH

DATE	OPP.	SP	K	E	TA	PCT	AST	E	SA	SE	RE	DIG	BS	BA	BE	TB	BHE	PTS
Aug. 26	Abilene Christian	3	0	0	0	.000	0	0	0	0	0	3	0	0	0	0	0	0.0
Aug. 26	Arizona State	2	0	0	0	.000	0	0	0	0	1	0	0	0	0	0	0	0.0
Aug. 27	Idaho	5	0	0	0	.000	0	0	0	0	1	5	0	0	0	0	0	0.0
Aug. 27	Fairfield	1	0	0	0	.000	0	0	0	0	0	1	0	0	0	0	0	0.0
Sept. 2	Stetson	4	0	0	0	.000	0	0	1	0	0	4	0	0	0	0	0	1.0
Sept. 2	South Florida	4	0	0	0	.000	1	0	0	1	0	7	0	0	0	0	0	0.0
Sept. 3	Western Carolina	3	0	0	0	.000	0	0	1	0	0	3	0	0	0	0	0	1.0
Sept. 8	Arkansas	4	0	0	0	.000	0	0	0	0	0	3	0	0	0	0	0	0.0
Sept. 10	Nebraska	3	0	0	0	.000	0	0	0	0	1	3	0	0	0	0	0	0.0
Sept. 16	Houston Baptist	3	0	0	0	.000	0	0	0	0	1	1	0	0	0	0	0	0.0
Sept. 16	UT Arlington	3	0	0	0	.000	0	0	0	0	0	5	0	0	0	0	0	0.0
Sept. 17	Samford	5	0	0	0	.000	0	0	0	0	0	3	0	0	0	0	0	0.0
Sept. 17	UTEP								Did Not Play									
Sept. 22	Air Force	2	0	0	0	.000	0	0	0	0	0	0	0	0	0	0	0	0.0
Sept. 24	Boise State	5	0	0	0	.000	0	0	0	0	0	1	0	0	0	0	0	0.0
Sept. 29	San José State	4	0	0	0	.000	1	0	1	1	0	5	0	0	0	0	0	1.0
Oct. 1	Fresno State	3	0	0	1	.000	0	0	0	0	1	2	0	0	0	0	0	0.0
Oct. 6	Colorado State	3	0	0	0	.000	0	0	0	0	0	4	0	0	0	0	0	0.0
Oct. 8	Wyoming	3	0	0	0	.000	0	0	0	0	0	2	0	0	0	0	0	0.0
Oct. 11	UNLV	1	0	0	0	.000	0	0	0	0	0	1	0	0	0	0	0	0.0
Oct. 13	Utah State	4	0	0	0	.000	1	0	0	0	0	5	0	0	0	0	0	0.0
Oct. 16	New Mexico State	4	0	0	0	.000	0	0	0	0	0	4	0	0	0	0	0	0.0
Oct. 20	Boise State	3	0	0	0	.000	0	0	0	0	3	2	0	0	0	0	0	0.0
Oct. 22	Air Force	3	0	0	0	.000	0	0	0	0	2	3	0	0	0	0	0	0.0
Oct. 27	Fresno State																	
Oct. 29	San José State																	
Nov. 3	Wyoming																	
Nov. 5	Colorado State																	
Nov. 12	Utah State																	
Nov. 16	Nevada																	
Nov. 19	San Diego State																	
Nov. 22	UNLV																	



CARSON HEILBORN

5 • 6-0 • 50.
AUBURN, WASH. • AUBURN RIVERSIDE HS

FRESHMAN (2015): Saw action in six matches as the backup setter ... Finished the season with 16 assists, including 12 vs. Albany on Aug. 28 ... Added three kills and eight blocks in her seven sets of action

HIGH SCHOOL: 2015 graduate of Auburn Riverside High School in Auburn, Wash. ... Lettered four years in both volleyball and tennis for the Ravens ... Played volleyball under coach Christine Leverenz ... 2012 SPSL North League Champions, placing seventh at state ... Enjoyed more success in 2014, earning SPSL Champions, district champions, Spokane Crossover champions and West Central District honors ... Named first-team All-league in volleyball from 2012-14 and was first-team All-league in tennis in 2012 and 2013 ... Captained the Ravens' volleyball and tennis squads in 2013 and 2014 ... Earned 2011 Most Inspirational award in tennis ... Took home multiple league, district and state scholar-athlete awards ... Played with the Puget Sound Volleyball Academy, where she placed ninth at nationals in 2011 and took first in the Patriot Division in 2012

CAREER STATS AND SINGLE-MATCH HIGHS

SEASON	SP-MP	K	K/S	E	TA	PCT	A	A/S	SA	SA/S	SE	DIG	D/S	RE	BS	BA	TB	B/S	BE	BHE	PTS	PTS/S
2015	7-6	3	0.43	2	8	.125	16	2.29	0	0.00	2	8	1.14	0	0	0	0	0.00	0	7	3.0	0.43
2016	84-24	66	0.79	11	192	.286	657	7.82	10	0.12	9	103	1.23	1	3	39	42	0.50	3	19	98.5	1.17
TOTAL	91-30	69	0.76	13	200	.280	673	7.40	10	0.11	11	111	1.22	1	3	39	42	0.46	3	26	101.5	1.11

SINGLE-MATCH HIGHS

Kills: 9, at USF, Sep 02, 2016
Attacks: 20, vs Samford, Sep 17, 2016
Attack pct: .200, vs Samford, Sep 17, 2016 (5-1-20)

Assists: 57, at UT Arlington, Sep 16, 2016
Serve aces: 2, 4 times, last vs Colorado State, Oct 6, 2016
Digs: 14, Boise State, Sep 24, 2016

Blocks: 4, twice, last vs Samford, Sep 17, 2016
Block solo: 1, 3 times, last vs Western Carolina, Sep 03, 2016
Block assist: 4, vs Samford, Sep 17, 2016

2016 MATCH-BY-MATCH

DATE	OPP.	SP	K	E	TA	PCT	AST	E	SA	SE	RE	DIG	BS	BA	BE	TB	BHE	PTS
Aug. 26	Abilene Christian*	3	2	0	4	.500	17	0	0	1	0	0	0	2	0	2	1	3.0
Aug. 26	Arizona State*	4	2	2	10	.000	24	0	0	0	1	1	1	3	0	4	0	4.5
Aug. 27	Idaho*	5	5	0	12	.417	32	0	0	0	0	3	0	0	0	0	0	5.0
Aug. 27	Fairfield*	3	2	1	7	.143	30	0	0	1	0	2	0	0	0	0	0	2.0
Sept. 2	Stetson*	4	4	0	10	.400	38	0	1	0	0	4	1	2	0	3	1	7.0
Sept. 2	South Florida*	4	9	0	12	.750	42	0	0	0	0	12	0	0	0	0	0	9.0
Sept. 3	Western Carolina*	3	1	0	4	.250	22	0	0	0	0	2	1	1	0	2	2	2.5
Sept. 8	Arkansas*	4	3	1	11	.182	29	1	0	2	0	10	0	3	0	3	4	4.5
Sept. 10	Nebraska*	3	1	1	8	.000	24	0	0	1	0	5	0	0	0	0	0	1.0
Sept. 16	Houston Baptist*	4	2	1	6	.167	28	0	2	1	0	6	0	3	0	3	0	5.5
Sept. 16	UT Arlington*	4	5	0	16	.313	57	1	1	0	0	7	0	1	0	1	0	6.5
Sept. 17	Samford*	5	5	1	20	.200	52	0	2	0	0	8	0	4	0	4	1	9.0
Sept. 17	UTEP*	4	5	0	11	.455	45	0	0	0	0	4	0	3	0	3	1	6.5
Sept. 22	Air Force*	3	4	1	11	.273	27	0	0	0	0	3	0	2	1	2	1	5.0
Sept. 24	Boise State*	5	3	0	10	.300	44	2	0	0	0	14	0	1	0	1	0	3.5
Sept. 29	San José State*	5	3	0	5	.600	46	0	2	1	0	8	0	3	1	3	1	6.5
Oct. 1	Fresno State*	2	1	0	1	1.000	2	0	0	0	0	0	0	2	0	2	0	2.0
Oct. 6	Colorado State*	3	1	1	3	.000	18	1	2	1	0	3	0	1	0	1	1	3.5
Oct. 8	Wyoming*	2	1	0	4	.250	13	0	0	1	0	5	0	0	0	0	0	1.0
Oct. 11	UNLV*	4	1	1	5	.000	19	0	0	0	0	1	0	2	0	2	1	2.0
Oct. 13	Utah State*	4	4	1	11	.273	28	5	0	0	0	4	0	3	0	3	1	5.5
Oct. 16	New Mexico State*	2	1	0	2	.500	4	2	0	0	0	0	0	2	0	2	3	2.0
Oct. 20	Boise State*	3	1	0	7	.143	14	0	0	0	0	1	0	1	1	1	0	1.5
Oct. 22	Air Force	1	0	0	2	.000	2	0	0	0	0	0	0	0	0	0	1	0.0
Oct. 27	Fresno State																	
Oct. 29	San José State																	
Nov. 3	Wyoming																	
Nov. 5	Colorado State																	
Nov. 12	Utah State																	
Nov. 16	Nevada																	
Nov. 19	San Diego State																	
Nov. 22	UNLV																	



JULIA WARREN

OH/L • 6-1 • SR.
ALBUQUERQUE, N.M. • LA CUEVA HS

JUNIOR (2015): Played in all 31 matches, starting every match at either outside hitter or libero ... Finished the season third on the team in kills with 249 (2.15 per set) and second on the team in digs with 300 (2.59 per set) ... Recorded double-digit kills 11 times, including a pair of 16-kill performances vs. SMU and Idaho State ... Registered 15 games with double-digit digs, ... Converted 97.4 percent of her receipt attempts, with just 18 reception errors all season ... Finished the season with six double-doubles ... Added 50 assists on the season, and finished third for third on the team with 18 aces ... Posted 31 total blocks

SOPHOMORE (2014): Mountain West Designated Libero of the Year...played in 29 matches, starting 16 matches...started first half of season as outside hitter but switched to the team's libero on Oct. 16 against Colorado State...since the switch, she averaged 4.81 digs per set...finished the season with a team-best 381 digs (3.50 digs per set)...Had a career-high of 32 digs (most digs in a match among the conference) on Nov. 6 vs. UNLV which ranks tied for third in the record books for most digs in a single match...finished with a .960 reception percentage with 18 errors on 451 attempts...her 451 attempts is the most on the team and the rest of the team had 921 receptions...ranked third in the Mountain West in digs per set at 4.16

FRESHMAN (2013): Mountain West Freshman of the Year...started in 25 matches at outside hitter...finished tied for second on the team with 222 kills...second on the team with 2.47 kills per set...had the second most attacks on the team with 618...finished fourth on the team in digs with 231, averaging 2.57 digs per set...recorded four double-doubles on the season...first double-double of the season came on Sept. 28 against Colorado State with a season-high of 15 kills and 13 digs...had season-high of 22 digs on two occasions (Oct. 12 vs. UNLV & Oct. 17 at Fresno State)...had total of 33 blocks on the season (eight solo/25 block assists)...ranked 18th in the conference play with a .281 hitting percentage and 17th in digs with 140...had best hitting night of the season on Oct. 26 vs. Nevada with a .692 hitting percentage, nine kills in 13 ...selected to play with MW All-Star team in 2014 summer...recipient of the Top Newcomer team award.

CAREER STATS AND SINGLE-MATCH HIGHS

SEASON	SP-MP	K	K/S	E	TA	PCT	A	A/S	SA	SA/S	SE	DIG	D/S	RE	BS	BA	TB	B/S	BE	BHE	PTS	PTS/S
2013	90-25	222	2.47	94	618	.207	25	0.28	8	0.09	28	231	2.57	28	8	25	33	0.37	9	1	250.5	2.78
2014	109-29	125	1.15	73	437	.119	38	0.35	11	0.10	38	381	3.50	27	1	26	27	0.25	3	1	150.0	1.38
2015	116-31	249	2.15	124	819	.153	50	0.43	18	0.16	19	300	2.59	18	4	27	31	0.27	6	4	284.5	2.45
2016	77-21	178	2.31	75	497	.207	21	0.27	25	0.32	20	201	2.61	30	1	21	22	0.29	4	2	214.5	2.78
TOTAL	392-106	774	1.97	366	2371	.172	134	0.34	62	0.16	105	1113	2.84	103	14	99	113	0.29	22	8	899.5	2.29

SINGLE-MATCH HIGHS

Kills: 16, four times, last at UT Arlington, Sep 16, 2016
 Attacks: 61, SMU, Sep 05, 2015
 Attack pct: .619, Wyoming, Sep 26, 2013 (13-0-21)

Assists: 6, vs Oregon, Sep 06, 2014
 Serve aces: 3, 5 times, last vs Houston Baptist, Sep 16, 2016
 Digs: 32, UNLV, Nov 06, 2014

Blocks: 5, Seattle U, Aug 29, 2014
 Block solo: 2, twice, last at San José State, Oct 19, 2013
 Block assist: 5, Seattle U, Aug 29, 2014

2016 MATCH-BY-MATCH

DATE	OPP.	SP	K	E	TA	PCT	AST	E	SA	SE	RE	DIG	BS	BA	BE	TB	BHE	PTS
Aug. 26	Abilene Christian*	3	5	4	14	.071	1	0	1	0	1	13	0	1	0	1	0	6.5
Aug. 26	Arizona State*	4	14	7	33	.212	0	0	2	0	3	8	1	1	0	2	0	17.5
Aug. 27	Idaho*	5	12	5	33	.212	1	0	2	3	1	12	0	1	2	1	1	14.5
Aug. 27	Fairfield*	2	6	2	9	.444	0	0	0	0	1	9	0	2	0	2	0	7.0
Sept. 2	Stetson*	4	16	6	37	.270	1	0	2	2	3	11	0	2	0	2	0	19.0
Sept. 2	South Florida*	4	10	5	35	.143	3	0	1	2	3	17	0	1	0	1	0	11.5
Sept. 3	Western Carolina*	3	4	4	20	.000	0	0	2	0	0	11	0	2	1	2	0	7.0
Sept. 8	Arkansas*	4	10	3	26	.269	0	0	3	0	2	8	0	0	0	0	0	13.0
Sept. 10	Nebraska*	3	9	4	24	.208	1	0	1	0	2	9	0	0	0	0	0	10.0
Sept. 16	Houston Baptist*	4	9	2	27	.259	1	0	3	2	0	12	0	2	0	2	1	13.0
Sept. 16	UT Arlington*	4	16	3	43	.302	3	0	0	1	2	12	0	1	0	1	0	16.5
Sept. 17	Samford*	5	8	9	33	-.030	4	0	1	1	1	15	0	1	0	1	0	9.5
Sept. 17	UTEP	5	4	2	8	.250	0	0	0	2	1	7	0	0	1	0	0	4.0
Sept. 22	Air Force																	
Sept. 24	Boise State																	
Sept. 29	San José State																	
Oct. 1	Fresno State	3	0	0	0	.000	0	0	1	2	0	1	0	0	0	0	0	1.0
Oct. 6	Colorado State	3	0	0	0	.000	2	0	1	1	0	2	0	0	0	0	0	1.0
Oct. 8	Wyoming*	3	0	0	0	.000	0	0	0	0	2	4	0	0	0	0	0	0.0
Oct. 11	UNLV*	4	9	4	33	.152	0	0	0	2	2	13	0	3	0	3	0	10.5
Oct. 13	Utah State*	4	13	4	33	.273	1	0	2	0	1	12	0	0	0	0	0	15.0
Oct. 16	New Mexico State*	4	10	3	35	.200	2	0	1	0	1	6	0	2	0	2	0	12.0
Oct. 20	Boise State*	3	9	3	23	.261	1	0	0	1	2	8	0	2	0	2	0	10.0
Oct. 22	Air Force*	3	14	5	31	.290	0	0	2	1	2	11	0	0	0	0	0	16.0
Oct. 27	Fresno State																	
Oct. 29	San José State																	
Nov. 3	Wyoming																	
Nov. 5	Colorado State																	
Nov. 12	Utah State																	
Nov. 16	Nevada																	
Nov. 19	San Diego State																	
Nov. 22	UNLV																	



ALLIE ASKEEW

DS/L • 5-2 • SO.

PHOENIX, ARIZ. • DESERT VISTA HS

FRESHMAN (2015): Played in 24 matches as New Mexico top server off the bench ... Finished with seven service aces, including a two-ace performance vs. Idaho State on Sept. 12 ... Also added 22 digs, with a career-high three digs at UNLV on Nov. 12

CAREER STATS AND SINGLE-MATCH HIGHS

SEASON	SP-MP	K	K/S	E	TA	PCT	A	A/S	SA	SA/S	SE	DIG	D/S	RE	BS	BA	TB	B/S	BE	BHE	PTS	PTS/S
2015	74-24	0	0.00	0	0	.000	2	0.03	7	0.09	9	22	0.30	0	0	0	0	0.00	0	0	7.0	0.09
2016	60-21	0	0.00	0	1	.000	0	0.00	5	0.08	3	20	0.33	0	0	0	0	0.00	0	0	5.0	0.08
TOTAL	134-45	0	0.00	0	1	.000	2	0.01	12	0.09	12	42	0.31	0	0	0	0	0.00	0	0	12.0	0.09

SINGLE-MATCH HIGHS

Attacks: 1, Air Force, Sep 22, 2016


Assists: 1, twice, last vs. LIU Brooklyn, Sep 19, 2015

Serve aces: 2, vs Idaho State, Sep 12, 2015

Digs: 4, vs Samford, Sep 17, 2016

2016 MATCH-BY-MATCH

DATE	OPP.	SP	K	E	TA	PCT	AST	E	SA	SE	RE	DIG	BS	BA	BE	TB	BHE	PTS
Aug. 26	Abilene Christian	2	0	0	0	.000	0	0	0	0	0	2	0	0	0	0	0	0.0
Aug. 26	Arizona State	2	0	0	0	.000	0	0	0	0	0	1	0	0	0	0	0	0.0
Aug. 27	Idaho	2	0	0	0	.000	0	0	0	0	0	1	0	0	0	0	0	0.0
Aug. 27	Fairfield																	
Sept. 2	Stetson	2	0	0	0	.000	0	0	1	0	0	1	0	0	0	0	0	1.0
Sept. 2	South Florida	4	0	0	0	.000	0	0	0	0	0	3	0	0	0	0	0	0.0
Sept. 3	Western Carolina	1	0	0	0	.000	0	0	0	0	0	0	0	0	0	0	0	0.0
Sept. 8	Arkansas	3	0	0	0	.000	0	0	0	0	0	0	0	0	0	0	0	0.0
Sept. 10	Nebraska	3	0	0	0	.000	0	0	0	0	0	0	0	0	0	0	0	0.0
Sept. 16	Houston Baptist	4	0	0	0	.000	0	0	1	0	0	1	0	0	0	0	0	1.0
Sept. 16	UT Arlington	4	0	0	0	.000	0	0	0	0	0	1	0	0	0	0	0	0.0
Sept. 17	Samford	5	0	0	0	.000	0	0	0	1	0	4	0	0	0	0	0	0.0
Sept. 17	UTEP	5	0	0	0	.000	0	0	0	1	0	2	0	0	0	0	0	0.0
Sept. 22	Air Force	3	0	0	1	.000	0	0	1	0	0	0	0	0	0	0	0	1.0
Sept. 24	Boise State	5	0	0	0	.000	0	0	0	1	0	2	0	0	0	0	0	0.0
Sept. 29	San José State	4	0	0	0	.000	0	0	0	0	0	1	0	0	0	0	0	0.0
Oct. 1	Fresno State																	
Oct. 6	Colorado State	2	0	0	0	.000	0	0	1	0	0	1	0	0	0	0	0	1.0
Oct. 8	Wyoming	2	0	0	0	.000	0	0	1	0	0	0	0	0	0	0	0	1.0
Oct. 11	UNLV	3	0	0	0	.000	0	0	0	0	0	0	0	0	0	0	0	0.0
Oct. 13	Utah State	2	0	0	0	.000	0	0	0	0	0	0	0	0	0	0	0	0.0
Oct. 16	New Mexico State																	
Oct. 20	Boise State	1	0	0	0	.000	0	0	0	0	0	0	0	0	0	0	0	0.0
Oct. 22	Air Force	1	0	0	0	.000	0	0	0	0	0	0	0	0	0	0	0	0.0
Oct. 27	Fresno State																	
Oct. 29	San José State																	
Nov. 3	Wyoming																	
Nov. 5	Colorado State																	
Nov. 12	Utah State																	
Nov. 16	Nevada																	
Nov. 19	San Diego State																	
Nov. 22	UNLV																	



VICTORIA SPRAGG

MB • 6-5 • RS SO.
BELEN, N.M. • BELEN HS

SOPHOMORE (2015): Redshirted the 2015 season recovering from offseason thumb surgery

FRESHMAN (2014): Played in 18 matches with four starts at middle blocker ... finished the season with 28 kills in 84 total attacks (0.82 kills per set) ... had a total of six solo blocks and 31 block assists ... had a season high of four kills on two occasions (vs. Montana State 9-12-14, vs. Bethune Cookman 9-13-14) ... picked up two solo blocks on two occasions (vs. UC Irvine 9-13-14, vs. Utah State 10-2-14) ... had highest hitting percentage 1.000 on Sept. 12 vs. Montana State (4 of 4) ... 2014 Mountain West All-Academic selection.

CAREER STATS AND SINGLE-MATCH HIGHS

SEASON	SP-MP	K	K/S	E	TA	PCT	A	A/S	SA	SA/S	SE	DIG	D/S	RE	BS	BA	TB	B/S	BE	BHE	PTS	PTS/S
2014	34-18	28	0.82	17	84	.131	0	0.00	0	0.00	1	4	0.12	0	6	31	37	1.09	1	0	49.5	1.44
2015	Redshirt Season — Did Not Play																					
2016	87-23	122	1.40	39	304	.273	0	0.00	3	0.03	9	17	0.20	0	12	81	93	1.07	9	0	177.5	2.03
TOTAL	121-41	150	1.24	56	388	.242	0	0.00	3	0.02	10	21	0.17	0	18	112	130	1.07	10	0	227.0	1.88

SINGLE-MATCH HIGHS

Kills: 13, vs UTEP, Sep 17, 2016
 Attacks: 23, vs UTEP, Sep 17, 2016
 Attack pct: .522, vs UTEP, Sep 17, 2016 (13-1-23)

Serve aces: 2, Arizona State, Aug 26, 2016
 Digs: 3, Arkansas, Sep 08, 2016
 Blocks: 9, vs Houston Baptist, Sep 16, 2016

Block solo: 2, 6 times, last vs Boise State, Sep 24, 2016
 Block assist: 9, vs Houston Baptist, Sep 16, 2016

2016 MATCH-BY-MATCH

DATE	OPP.	SP	K	E	TA	PCT	AST	E	SA	SE	RE	DIG	BS	BA	BE	TB	BHE	PTS
Aug. 26	Abilene Christian*	3	7	0	10	.700	0	0	1	3	0	2	1	1	0	2	0	9.5
Aug. 26	Arizona State*	4	5	4	15	.067	0	0	2	2	0	0	0	7	2	7	0	10.5
Aug. 27	Idaho*	5	7	3	18	.222	0	0	0	1	0	1	0	4	0	4	0	9.0
Aug. 27	Fairfield	Did Not Play																
Sept. 2	Stetson	3	2	2	14	.000	0	0	0	0	0	0	0	3	0	3	0	3.5
Sept. 2	South Florida*	4	2	2	16	.000	0	0	0	0	0	0	2	2	1	4	0	5.0
Sept. 3	Western Carolina*	3	8	0	11	.727	0	0	0	0	0	0	2	3	0	5	0	11.5
Sept. 8	Arkansas*	4	1	0	12	.083	0	0	0	0	0	3	1	6	3	7	0	5.0
Sept. 10	Nebraska*	3	5	4	13	.077	0	0	0	0	0	0	1	1	0	2	0	6.5
Sept. 16	Houston Baptist*	4	4	2	13	.154	0	0	0	0	0	0	0	9	0	9	0	8.5
Sept. 16	UT Arlington*	4	10	1	19	.474	0	0	0	0	0	1	0	3	1	3	0	11.5
Sept. 17	Samford*	5	9	2	14	.500	0	0	0	0	0	1	0	6	1	6	0	12.0
Sept. 17	UTEP*	5	13	1	23	.522	0	0	0	0	0	0	0	3	0	3	0	14.5
Sept. 22	Air Force*	3	4	1	7	.429	0	0	0	0	0	1	2	1	0	3	0	6.5
Sept. 24	Boise State*	5	7	3	17	.235	0	0	0	0	0	0	2	1	0	3	0	9.5
Sept. 29	San José State*	5	7	2	14	.357	0	0	0	0	0	2	0	4	0	4	0	9.0
Oct. 1	Fresno State*	3	3	1	7	.286	0	0	0	0	0	0	0	4	0	4	0	5.0
Oct. 6	Colorado State*	3	4	0	9	.444	0	0	0	1	0	0	0	2	0	2	0	5.0
Oct. 8	Wyoming*	3	3	2	12	.083	0	0	0	0	0	0	0	0	0	0	0	3.0
Oct. 11	UNLV*	4	6	3	21	.143	0	0	0	1	0	1	0	4	0	4	0	8.0
Oct. 13	Utah State*	4	2	3	11	-.091	0	0	0	0	0	0	0	4	0	4	0	4.0
Oct. 16	New Mexico State*	4	3	2	12	.083	0	0	0	1	0	1	0	8	0	8	0	7.0
Oct. 20	Boise State*	3	5	1	11	.364	0	0	0	0	0	2	0	4	1	4	0	7.0
Oct. 22	Air Force*	3	5	0	5	1.000	0	0	0	0	0	2	1	1	0	2	0	6.5
Oct. 27	Fresno State																	
Oct. 29	San José State																	
Nov. 3	Wyoming																	
Nov. 5	Colorado State																	
Nov. 12	Utah State																	
Nov. 16	Nevada																	
Nov. 19	San Diego State																	
Nov. 22	UNLV																	



ASHLEY KELSEY

OH/L • 6-0 • RS JR.
EWA BEACH, HAWAII • JAMES CAMPBELL HS

REDSHIRT SOPHOMORE (2015): Played in all 31 matches, finishing the season as New Mexico's starting libero ... Started three matches ... Finished the season with 285 digs, good for second on the team ... Recorded double-digit digs in 13 matches, including a career-high 21 vs. LSU on Sept. 19 and vs. Wyoming on Nov. 5 ... Ended the season on a seven-match streak with double-digit digs ... Averaged 2.61 digs per set ... Added 58 assists on the season, notching a season-high six three times (vs. UNLV, at Fresno State and vs. Utah State) ... Registered 18 service aces, the third-best total on the team

REDSHIRT FRESHMAN (2014): Played in 23 matches at either libero or defensive specialist...started in three matches ... was fourth on the team in digs with 232 (3.22 digs per set) ... was second on the team in assists with 56 and picked up 10 aces on the season ... had a season-high of 18 digs on three occasions (vs. UC Irvine on Sept. 14 & vs. College of Charleston on Sept. 19 & at Hawai'i on Sept. 4) ... picked up a season-high eight assists against Houston Baptist on Sept. 19.

REDSHIRT FRESHMAN (2013): Redshirted for the second consecutive season after her second ACL tear in the spring of 2012

FRESHMAN (2012): Redshirted the 2012 season due to an ACL tear retore her knee during spring ball and redshirted the fall 2013 season

CAREER STATS AND SINGLE-MATCH HIGHS

SEASON	SP-MP	K	K/S	E	TA	PCT	A	A/S	SA	SA/S	SE	DIG	D/S	RE	BS	BA	TB	B/S	BE	BHE	PTS	PTS/S
2012	Redshirt Season — Did Not Play																					
2013	Redshirt Season — Did Not Play																					
2014	72-23	0	0.00	1	2	-.500	56	0.78	10	0.14	17	232	3.22	25	0	0	0	0.00	0	4	10.0	0.14
2015	109-31	2	0.02	3	12	-.083	58	0.53	18	0.17	35	285	2.61	16	0	1	1	0.01	0	1	20.5	0.18
2016	90-24	4	0.04	1	8	.375	74	0.82	19	0.21	24	386	4.29	26	0	0	0	0.00	0	6	23.0	0.26
TOTAL	271-78	6	0.02	5	22	.045	188	0.69	47	0.17	76	903	3.33	67	0	1	1	0.00	0	11	53.5	0.20

SINGLE-MATCH HIGHS

Kills: 1, 7 times, last at Utah State, Oct 13, 2016
Attacks: 3, at Colorado State, Oct 08, 2015
Assists: 8, vs Houston Baptist, Sep 19, 2014

Serve aces: 3, 5 times, last vs Houston Baptist, Sep 16, 2016
Digs: 27, at UT Arlington, Sep 16, 2016
Blocks: 1, at Colorado State, Oct 08, 2015

Block assist: 1, at Colorado State, Oct 08, 2015

2016 MATCH-BY-MATCH

DATE	OPP.	SP	K	E	TA	PCT	AST	E	SA	SE	RE	DIG	BS	BA	BE	TB	BHE	PTS
Aug. 26	Abilene Christian*	2	0	0	0	.000	3	0	0	1	2	7	0	0	0	0	0	0.0
Aug. 26	Arizona State*	4	0	0	0	.000	1	1	1	1	0	23	0	0	0	0	0	1.0
Aug. 27	Idaho*	5	0	0	0	.000	2	0	2	0	1	20	0	0	0	0	1	2.0
Aug. 27	Fairfield*	3	1	0	2	.500	4	0	1	0	0	12	0	0	0	0	0	2.0
Sept. 2	Stetson*	4	0	0	0	.000	4	0	1	1	0	24	0	0	0	0	1	1.0
Sept. 2	South Florida*	4	0	0	0	.000	3	0	0	1	1	19	0	0	0	0	0	0.0
Sept. 3	Western Carolina*	3	0	0	0	.000	3	0	3	1	0	14	0	0	0	0	0	3.0
Sept. 8	Arkansas*	4	0	0	0	.000	5	0	1	1	1	13	0	0	0	0	0	1.0
Sept. 10	Nebraska*	3	0	0	0	.000	2	0	0	0	2	10	0	0	0	0	0	0.0
Sept. 16	Houston Baptist*	4	0	0	0	.000	4	0	3	3	2	10	0	0	0	0	0	3.0
Sept. 16	UT Arlington*	4	1	0	1	1.000	5	0	0	3	1	27	0	0	0	0	1	1.0
Sept. 17	Samford*	5	0	0	0	.000	2	0	1	2	4	21	0	0	0	0	0	1.0
Sept. 17	UTEP*	5	0	0	0	.000	6	0	1	1	0	14	0	0	0	0	1	1.0
Sept. 22	Air Force*	3	0	1	1	-1.000	3	1	0	1	0	12	0	0	0	0	0	0.0
Sept. 24	Boise State*	5	0	0	0	.000	3	0	1	1	3	20	0	0	0	0	0	1.0
Sept. 29	San José State*	5	1	0	1	1.000	3	0	2	2	1	19	0	0	0	0	0	3.0
Oct. 1	Fresno State*	3	0	0	1	.000	2	0	0	0	0	6	0	0	0	0	0	0.0
Oct. 6	Colorado State*	3	0	0	0	.000	1	0	0	0	2	14	0	0	0	0	0	0.0
Oct. 8	Wyoming*	3	0	0	0	.000	6	0	1	1	1	16	0	0	0	0	0	1.0
Oct. 11	UNLV*	4	0	0	0	.000	2	0	1	0	0	19	0	0	0	0	0	1.0
Oct. 13	Utah State*	4	1	0	1	1.000	4	0	0	3	2	17	0	0	0	0	0	1.0
Oct. 16	New Mexico State*	4	0	0	0	.000	1	0	0	0	2	16	0	0	0	0	2	0.0
Oct. 20	Boise State*	3	0	0	0	.000	0	0	0	0	0	16	0	0	0	0	0	0.0
Oct. 22	Air Force*	3	0	0	1	.000	5	0	0	1	1	17	0	0	0	0	0	0.0
Oct. 27	Fresno State																	
Oct. 29	San José State																	
Nov. 3	Wyoming																	
Nov. 5	Colorado State																	
Nov. 12	Utah State																	
Nov. 16	Nevada																	
Nov. 19	San Diego State																	
Nov. 22	UNLV																	



JANE CISAR

MB • 5-11 • FR.
ALBUQUERQUE, N.M. • VOLCANO VISTA HS

HIGH SCHOOL: A homeschooled middle blocker that played volleyball for Volcano Vista High School in Albuquerque ... Coached by Dawn CdeBaca ... Played with the ARVC Shock Club Team, winning multiple national and regional tournaments

CAREER STATS AND SINGLE-MATCH HIGHS

SEASON	SP-MP	K	K/S	E	TA	PCT	A	A/S	SA	SA/S	SE	DIG	D/S	RE	BS	BA	TB	B/S	BE	BHE	PTS	PTS/S
2016	3-3	0	0.00	0	2	.000	0	0.00	0	0.00	0	0	0.00	0	0	1	1	0.33	0	0	0.5	0.00
TOTAL	3-3	0	0.00	0	2	.000	0	0.00	0	0.00	0	0	0.00	0	0	1	1	0.33	0	0	0.5	0.00

SINGLE-MATCH HIGHS

Attacks: 1, twice, last at Utah State, Oct 13, 2016

Blocks: 1, vs UTEP, Sep 17, 2016

Block assist: 1, vs UTEP, Sep 17, 2016

2016 MATCH-BY-MATCH

DATE	OPP.	SP	K	E	TA	PCT	AST	E	SA	SE	RE	DIG	BS	BA	BE	TB	BHE	PTS
Aug. 26	Abilene Christian																	
Aug. 26	Arizona State																	
Aug. 27	Idaho																	
Aug. 27	Fairfield																	
Sept. 2	Stetson																	
Sept. 2	South Florida																	
Sept. 3	Western Carolina																	
Sept. 8	Arkansas																	
Sept. 10	Nebraska																	
Sept. 16	Houston Baptist																	
Sept. 16	UT Arlington																	
Sept. 17	Samford																	
Sept. 17	UTEP	1	0	0	1	.000	0	0	0	0	0	0	0	1	0	1	0	0.5
Sept. 22	Air Force																	
Sept. 24	Boise State																	
Sept. 29	San José State																	
Oct. 1	Fresno State																	
Oct. 6	Colorado State																	
Oct. 8	Wyoming																	
Oct. 11	UNLV	1	0	0	0	.000	0	0	0	0	0	0	0	0	0	0	0	0.0
Oct. 13	Utah State	1	0	0	1	.000	0	0	0	0	0	0	0	0	0	0	0	0.0
Oct. 16	New Mexico State																	
Oct. 20	Boise State																	
Oct. 22	Air Force																	
Oct. 27	Fresno State																	
Oct. 29	San José State																	
Nov. 3	Wyoming																	
Nov. 5	Colorado State																	
Nov. 12	Utah State																	
Nov. 16	Nevada																	
Nov. 19	San Diego State																	
Nov. 22	UNLV																	



LAUREN TWITTY

OH • 6-1 • FR.
BROADLANDS, VA. • BRIAR WOODS HS

HIGH SCHOOL: Highly decorated outside hitter from Briar Woods High School in Ashburn, Virginia ... During her senior year under head coach Marsha Hermes, earned a number of first-team accolades, including Washington Post All-Met, Virginia 5A All-State, Virginia 5A All-Region, Virginia 5A North – All Conference, Virginia 5A All Conference ... Also named AVCA High School All-American, JVA All-American and PrepVolleyball-High School All American ... Claimed spots on the JVA 2015 All-National Team and four straight AVCA Phenom Lists (2012-15) ... Recognized as PrepVolleyball Senior Aces ... Became the first player in Briar Woods HS history to eclipse 1000 career kills ... Two-time AAU Academic All-American (2014-15) ... Won the VHSL State Championship in 2014

CAREER STATS AND SINGLE-MATCH HIGHS

SEASON	SP-MP	K	K/S	E	TA	PCT	A	A/S	SA	SA/S	SE	DIG	D/S	RE	BS	BA	TB	B/S	BE	BHE	PTS	PTS/S
2016	41-17	76	1.85	38	206	.184	7	0.17	5	0.12	9	41	1.00	8	0	13	13	0.32	1	0	87.5	2.12
TOTAL	41-17	76	1.85	38	206	.184	7	0.17	5	0.12	9	41	1.00	8	0	13	13	0.32	1	0	87.5	2.12

SINGLE-MATCH HIGHS

Kills: 14, at USF, Sep 02, 2016
 Attacks: 37, at USF, Sep 02, 2016
 Attack pct: .435, vs UTEP, Sep 17, 2016 (11-1-23)

Assists: 3, Fairfield, Aug 27, 2016
 Serve aces: 4, vs UTEP, Sep 17, 2016
 Digs: 11, vs UTEP, Sep 17, 2016

Blocks: 3, vs UTEP, Sep 17, 2016
 Block assist: 3, vs UTEP, Sep 17, 2016

2016 MATCH-BY-MATCH

DATE	OPP.	SP	K	E	TA	PCT	AST	E	SA	SE	RE	DIG	BS	BA	BE	TB	BHE	PTS
Aug. 26	Abilene Christian	1	0	0	0	.000	0	0	0	0	0	0	0	0	0	0	0	0.0
Aug. 26	Arizona State							Did Not Play										
Aug. 27	Idaho	2	0	1	1	-1.000	1	0	0	1	0	3	0	0	0	0	0	0.0
Aug. 27	Fairfield*	3	10	3	19	.368	3	0	0	1	1	7	0	1	0	1	0	10.5
Sept. 2	Stetson	1	1	3	6	-.333	0	0	0	0	0	0	0	0	0	0	0	1.0
Sept. 2	South Florida	4	14	4	37	.270	0	0	0	0	0	2	0	2	0	2	0	15.0
Sept. 3	Western Carolina	1	3	1	4	.500	0	0	0	0	0	1	0	0	0	0	0	3.0
Sept. 8	Arkansas							Did Not Play										
Sept. 10	Nebraska							Did Not Play										
Sept. 16	Houston Baptist	1	1	0	1	1.000	0	0	0	0	0	0	0	0	0	0	0	1.0
Sept. 16	UT Arlington							Did Not Play										
Sept. 17	Samford	2	1	1	2	.000	0	0	0	0	0	0	0	0	0	0	0	1.0
Sept. 17	UTEP*	4	11	1	23	.435	0	0	4	3	1	11	0	3	0	3	0	16.5
Sept. 22	Air Force*	3	4	2	13	.154	1	0	1	1	0	6	0	2	1	2	0	6.0
Sept. 24	Boise State*	5	9	5	25	.160	2	0	0	2	3	5	0	1	0	1	0	9.5
Sept. 29	San José State*	5	12	4	29	.276	0	0	0	1	2	5	0	2	0	2	0	13.0
Oct. 1	Fresno State							Did Not Play										
Oct. 6	Colorado State*	3	3	7	20	-.200	0	0	0	0	1	1	0	1	0	1	0	3.5
Oct. 8	Wyoming	3	7	4	22	.136	0	0	0	0	0	0	0	0	0	0	0	7.0
Oct. 11	UNLV							Did Not Play										
Oct. 13	Utah State	1	0	1	1	-1.000	0	0	0	0	0	0	0	0	0	0	0	0.0
Oct. 16	New Mexico State							Did Not Play										
Oct. 20	Boise State	1	0	1	3	-.333	0	0	0	0	0	0	0	1	0	1	0	0.5
Oct. 22	Air Force	1	0	0	0	.000	0	0	0	0	0	0	0	0	0	0	0	0.0
Oct. 27	Fresno State																	
Oct. 29	San José State																	
Nov. 3	Wyoming																	
Nov. 5	Colorado State																	
Nov. 12	Utah State																	
Nov. 16	Nevada																	
Nov. 19	San Diego State																	
Nov. 22	UNLV																	



LISE RUGLAND

5 • 5-9 • RS JR.

TANANGER, NORWAY • SAUDA VIDERGAENDE SKOLE, TOPPVOLLEY

JUNIOR (2015): Redshirted the 2015 indoor season

SOPHOMORE (2014): Played in seven matches, coming in for setting duties ... picked up 38 assists on the season (3.17 per set) ... had career-high 20 assists on Sept. 13 against Bethune Cookman ... had second-best game of 11 assists at UNLV on Oct. 11.

FRESHMAN (2013): Played in 19 matches ... tallied seven assists, four service aces ... recorded six digs and a total of four points ... had game-high of three assists on Oct. 12 vs. UNLV ... had a game-high of two service aces on Nov. 23 at Nevada ... finished with a game-high of three digs on Aug. 31 vs. Northwestern State.

CAREER STATS AND SINGLE-MATCH HIGHS

SEASON	SP-MP	K	K/S	E	TA	PCT	A	A/S	SA	SA/S	SE	DIG	D/S	RE	BS	BA	TB	B/S	BE	BHE	PTS	PTS/S
2013	30-19	0	0.00	1	1	-1.000	7	0.23	4	0.13	7	6	0.20	0	0	0	0	0.00	0	0	4.0	0.13
2014	12-7	4	0.33	1	9	.333	38	3.17	1	0.08	0	8	0.67	0	0	5	5	0.42	1	2	7.5	0.58
2015	Redshirt Season — Did Not Play																					
2016	43-18	3	0.07	4	16	-.062	220	5.12	5	0.12	3	45	1.05	1	1	4	5	0.12	1	3	11.0	0.26
TOTAL	85-44	7	0.08	6	26	.038	265	3.12	10	0.12	10	59	0.69	1	1	9	10	0.12	2	5	22.5	0.26

SINGLE-MATCH HIGHS

Kills: 2, at San Diego State, Oct 09, 2014
 Attacks: 6, at Air Force, Oct 22, 2016
 Assists: 40, at Air Force, Oct 22, 2016

Serve aces: 2, twice, last vs Colorado State, Oct 06, 2016
 Digs: 9, Arizona State, Aug 26, 2016
 Blocks: 3, twice, last vs New Mexico State, Oct 16, 2016

Block solo: 1, New Mexico State, Oct 16, 2016
 Block assist: 3, at UNLV, Oct 11, 2014

2016 MATCH-BY-MATCH

DATE	OPP.	SP	K	E	TA	PCT	AST	E	SA	SE	RE	DIG	BS	BA	BE	TB	BHE	PTS
Aug. 26	Abilene Christian	2	0	0	0	.000	8	0	0	0	0	2	0	0	0	0	0	0.0
Aug. 26	Arizona State	4	0	0	0	.000	23	0	1	1	0	9	0	0	0	0	0	1.0
Aug. 27	Idaho	5	0	0	0	.000	20	0	0	0	0	5	0	0	0	0	1	0.0
Aug. 27	Fairfield																	
Sept. 2	Stetson	1	0	0	0	.000	4	0	0	0	0	0	0	1	0	1	0	0.5
Sept. 2	South Florida																	
Sept. 3	Western Carolina	2	0	1	2	-.500	6	0	0	0	0	0	0	0	0	0	0	0.0
Sept. 8	Arkansas	1	0	0	0	.000	0	0	0	0	0	0	0	0	0	0	0	0.0
Sept. 10	Nebraska	2	0	0	0	.000	2	0	0	0	0	1	0	0	0	0	0	0.0
Sept. 16	Houston Baptist	1	0	0	0	.000	0	0	0	0	0	0	0	0	0	0	0	0.0
Sept. 16	UT Arlington																	
Sept. 17	Samford																	
Sept. 17	UTEP	1	1	0	1	1.000	10	1	0	0	0	4	0	0	0	0	0	1.0
Sept. 22	Air Force																	
Sept. 24	Boise State	1	0	0	0	.000	1	0	0	0	0	0	0	0	0	0	0	0.0
Sept. 29	San José State																	
Oct. 1	Fresno State	3	1	0	2	.500	20	0	1	0	0	1	0	1	0	1	0	2.5
Oct. 6	Colorado State	1	0	0	1	.000	5	0	2	0	0	1	0	0	1	0	0	2.0
Oct. 8	Wyoming	3	0	0	1	.000	7	0	0	0	0	4	0	0	0	0	0	0.0
Oct. 11	UNLV	4	0	1	1	-1.000	23	0	1	1	1	2	0	0	0	0	0	1.0
Oct. 13	Utah State	2	0	1	1	-1.000	4	1	0	0	0	2	0	0	0	0	0	0.0
Oct. 16	New Mexico State	4	0	0	1	.000	31	0	0	1	0	4	1	2	0	3	0	2.0
Oct. 20	Boise State	3	0	0	0	.000	16	2	0	0	0	2	0	0	0	0	2	0.0
Oct. 22	Air Force*	3	1	1	6	.000	40	0	0	0	0	8	0	0	0	0	0	1.0
Oct. 27	Fresno State																	
Oct. 29	San José State																	
Nov. 3	Wyoming																	
Nov. 5	Colorado State																	
Nov. 12	Utah State																	
Nov. 16	Nevada																	
Nov. 19	San Diego State																	
Nov. 22	UNLV																	



CASSIE HOUSE OH/MB • 6-2 • SR. RIO RANCHO, N.M. • CLEVELAND HS

JUNIOR (2015): Played in 31 matches with 19 starts ... Finished second on the team with 276 kills (2.51 per set) and claimed the third-best total in blocks with 86 (0.78 per set) ... Recorded double-digit kills 14 times, including 19 at UNLV on Nov. 12 ... Finished the season with 11 block solos and 75 block assists, good for third on the team in both ... Tallied seven total blocks at San José State on Oct. 29 ... Added 23 services aces on the season (0.21 per set), with two games with three aces (Santa Clara and CSUN) ... Also posted 90 digs ... Named Honorable Mention All-Mountain West

SOPHOMORE (2014): 2014 All-Mountain West selection ... played in 31 matches with 26 starts at outside hitter ... was second on the team in kills with 276 in 772 attacks (2.65 kills per set) ... had 12 solo blocks and 39 block assists ... picked up a career-high 21 kills against UNLV on Nov. 6 ... had second best game of 18 kills at Utah State on Nov. 1 ... ranked 10th in the conference in points per set (3.45) ... had career-high of seven digs against Wyoming on Oct. 18 ... recipient of the Jeanne Fairchild scholarship ... 2014 MW All-Academic selection.

FRESHMAN (2013): Started in 23 matches at outside hitter ... finished fourth on the team with 218 kills ... had season-high 18 kills on Oct. 31 at UNLV ... had a total of 31 blocks with three solo blocks and 28 block assists ... averaged 2.42 kills per set along with 2.61 points per set ... recorded a season-high hitting percentage of .462 with eight kills of 13 attacks on Oct. 26 vs. Nevada ... selected to the US A2 National Team and 2014 MW All-Star summer squad ... recipient of the Lobo League scholarship.

CAREER STATS AND SINGLE-MATCH HIGHS

SEASON	SP-MP	K	K/S	E	TA	PCT	A	A/S	SA	SA/S	SE	DIG	D/S	RE	BS	BA	TB	B/S	BE	BHE	PTS	PTS/S
2013	90-27	218	2.42	100	567	.208	1	0.01	0	0.00	1	26	0.29	1	3	28	31	0.34	1	0	235.0	2.61
2014	104-31	276	2.65	154	772	.158	5	0.05	4	0.04	10	51	0.49	0	12	39	51	0.49	10	0	311.5	2.99
2015	110-31	276	2.51	124	751	.202	4	0.04	23	0.21	56	90	0.82	0	11	75	86	0.78	6	0	347.5	3.15
2016	86-24	304	3.53	127	745	.238	6	0.07	23	0.27	30	65	0.76	1	10	44	54	0.63	7	0	359.0	4.17
TOTAL	390-113	1074	2.75	505	2835	.201	16	0.04	50	0.13	97	232	0.59	2	36	186	222	0.57	24	0	1253.0	3.21

SINGLE-MATCH HIGHS

Kills: 21, three times, last vs Samford, Sep 17, 2016

Attacks: 57, at Utah State, Oct 13, 2016

Attack pct: .457, at UT Arlington, Sep 16, 2016 (21-5-35)

Assists: 2, twice, last at UT Arlington, Sep 16, 2016

Serve aces: 3, four times, last vs NM State, Oct 16, 2016

Digs: 11, at Fresno State, Nov 14, 2015

Blocks: 8, at San José State, Sep 29, 2016

Block solo: 2, 9 times, last vs Wyoming, Oct 8, 2016

Block assist: 6, twice, last at San José State, Sep 29, 2016

2016 MATCH-BY-MATCH

DATE	OPP.	SP	K	E	TA	PCT	AST	E	SA	SE	RE	DIG	BS	BA	BE	TB	BHE	PTS
Aug. 26	Abilene Christian*	3	10	7	20	.150	0	0	1	1	1	1	0	0	0	0	0	11.0
Aug. 26	Arizona State*	4	17	5	38	.316	1	0	0	0	0	2	0	1	0	1	0	17.5
Aug. 27	Idaho*	5	16	9	44	.159	0	0	1	3	0	7	0	3	1	3	0	18.5
Aug. 27	Fairfield	1	4	0	6	.667	0	0	0	0	0	0	0	2	0	2	0	5.0
Sept. 2	Stetson*	4	12	7	37	.135	2	0	1	3	0	6	0	1	0	1	0	13.5
Sept. 2	South Florida*	1	2	2	6	.000	0	0	0	0	0	1	0	0	0	0	0	2.0
Sept. 3	Western Carolina*	3	10	0	16	.625	0	0	0	0	0	2	0	1	1	1	0	10.5
Sept. 8	Arkansas*	4	11	4	33	.212	0	0	0	1	0	7	0	3	2	3	0	12.5
Sept. 10	Nebraska*	3	12	6	31	.194	0	0	0	0	0	2	0	3	0	3	0	13.5
Sept. 16	Houston Baptist*	4	11	4	28	.250	0	0	1	2	0	3	1	5	0	6	0	15.5
Sept. 16	UT Arlington*	4	21	5	35	.457	2	0	1	2	0	6	0	1	1	1	0	22.5
Sept. 17	Samford*	5	21	4	51	.333	0	0	2	5	0	4	2	1	0	3	0	25.5
Sept. 17	UTEP*	5	9	5	33	.121	0	0	0	1	0	1	0	1	0	1	0	9.5
Sept. 22	Air Force*	3	13	7	32	.188	0	0	2	1	0	2	0	1	0	1	0	15.5
Sept. 24	Boise State*	5	18	5	37	.351	0	0	2	1	0	0	1	2	1	3	0	22.0
Sept. 29	San José State*	5	16	11	47	.106	0	0	3	1	0	1	2	6	0	8	0	24.0
Oct. 1	Fresno State*	3	10	7	25	.120	0	0	0	0	0	1	1	1	0	2	0	11.5
Oct. 6	Colorado State*	3	9	5	22	.182	0	0	2	2	0	2	0	0	1	0	0	11.0
Oct. 8	Wyoming*	3	9	5	27	.148	0	0	1	0	0	1	2	3	0	5	0	13.5
Oct. 11	UNLV*	4	13	6	33	.212	0	0	2	1	0	5	0	2	0	2	0	16.0
Oct. 13	Utah State*	4	20	5	57	.263	1	0	0	3	0	3	0	1	0	1	0	20.5
Oct. 16	New Mexico State*	4	16	6	32	.313	0	0	3	1	0	2	0	3	0	3	0	20.5
Oct. 20	Boise State*	3	8	7	26	.038	0	0	0	0	0	2	0	3	0	3	0	9.5
Oct. 22	Air Force*	3	16	5	29	.379	0	0	1	2	0	4	1	0	0	1	0	18.0
Oct. 27	Fresno State																	
Oct. 29	San José State																	
Nov. 3	Wyoming																	
Nov. 5	Colorado State																	
Nov. 12	Utah State																	
Nov. 16	Nevada																	
Nov. 19	San Diego State																	
Nov. 22	UNLV																	



MADDIE MAYFIELD

DS/L • 5-4 • RS JR.
ALBUQUERQUE, N.M. • LA CUEVA HS

JUNIOR (2015): Redshirt season

SOPHOMORE (2014): Saw action in 26 matches ... Finished fourth on the team with 129 digs ... Added 10 service aces, good for fourth on the squad ... posted a season-high 23 digs at San Diego State ... Had a streak of four straight matches with double-digit digs, starting Oct. 2 vs. Utah State through UNM's Oct. 11 match at UNLV ... Posted a three-ace performance vs. UTEP on Aug. 30

FRESHMAN (2013): Played in 27 matches ... Finished sixth on the team in digs with 109 ... Ranked fourth on the team with 13 service aces ... Had match-high of nine digs on Nov. 9 against Utah State ... Tallied eight digs on four occasions.

CAREER STATS AND SINGLE-MATCH HIGHS

SEASON	SP-MP	K	K/S	E	TA	PCT	A	A/S	SA	SA/S	SE	DIG	D/S	RE	BS	BA	TB	B/S	BE	BHE	PTS	PTS/S
2013	84-27	0	0.00	0	3	.000	5	0.06	13	0.15	24	109	1.30	18	0	0	0	0.00	0	0	13.0	0.15
2014	75-26	1	0.01	4	6	-.500	16	0.21	10	0.13	24	129	1.72	20	0	0	0	0.00	0	1	11.0	0.15
2015	Redshirt Season — Did Not Play																					
2016	72-23	0	0.00	0	0	.000	8	0.11	5	0.07	2	64	0.89	4	0	0	0	0.00	0	0	5.0	0.07
TOTAL	231-76	1	0.00	4	9	-.333	29	0.13	28	0.12	50	302	1.31	42	0	0	0	0.00	0	1	29.0	0.13

SINGLE-MATCH HIGHS

Kills: 1, vs St. John's, Sep 05, 2014

Attacks: 1, 9 times, last vs. Utah State, Oct 2, 2014

Assists: 5, Boise State, Oct 04, 2014

Serve aces: 3, UTEP, Aug 30, 2014

Digs: 23, at San Diego State, Oct 09, 2014

2016 MATCH-BY-MATCH

DATE	OPP.	SP	K	E	TA	PCT	AST	E	SA	SE	RE	DIG	BS	BA	BE	TB	BHE	PTS
Aug. 26	Abilene Christian	1	0	0	0	.000	0	0	2	0	0	0	0	0	0	0	0	2.0
Aug. 26	Arizona State	3	0	0	0	.000	0	0	0	0	0	3	0	0	0	0	0	0.0
Aug. 27	Idaho	5	0	0	0	.000	1	0	0	0	0	4	0	0	0	0	0	0.0
Aug. 27	Fairfield	Did Not Play																
Sept. 2	Stetson	3	0	0	0	.000	0	0	0	1	0	4	0	0	0	0	0	0.0
Sept. 2	South Florida	3	0	0	0	.000	0	0	0	0	0	2	0	0	0	0	0	0.0
Sept. 3	Western Carolina	2	0	0	0	.000	0	0	0	0	0	0	0	0	0	0	0	0.0
Sept. 8	Arkansas	3	0	0	0	.000	0	0	0	0	0	2	0	0	0	0	0	0.0
Sept. 10	Nebraska	3	0	0	0	.000	0	0	0	0	0	4	0	0	0	0	0	0.0
Sept. 16	Houston Baptist	4	0	0	0	.000	1	0	0	0	1	2	0	0	0	0	0	0.0
Sept. 16	UT Arlington	4	0	0	0	.000	0	0	0	0	0	5	0	0	0	0	0	0.0
Sept. 17	Samford	5	0	0	0	.000	0	0	0	0	0	6	0	0	0	0	0	0.0
Sept. 17	UTEP	2	0	0	0	.000	1	0	0	1	0	2	0	0	0	0	0	0.0
Sept. 22	Air Force	3	0	0	0	.000	1	0	0	0	0	4	0	0	0	0	0	0.0
Sept. 24	Boise State	5	0	0	0	.000	2	0	0	0	2	11	0	0	0	0	0	0.0
Sept. 29	San José State	5	0	0	0	.000	0	0	0	0	0	5	0	0	0	0	0	0.0
Oct. 1	Fresno State	2	0	0	0	.000	0	0	0	0	1	0	0	0	0	0	0	0.0
Oct. 6	Colorado State	1	0	0	0	.000	0	0	1	0	0	0	0	0	0	0	0	1.0
Oct. 8	Wyoming	1	0	0	0	.000	0	0	0	0	0	0	0	0	0	0	0	0.0
Oct. 11	UNLV	4	0	0	0	.000	1	0	0	0	0	7	0	0	0	0	0	0.0
Oct. 13	Utah State	3	0	0	0	.000	1	0	0	0	0	0	0	0	0	0	0	0.0
Oct. 16	New Mexico State	4	0	0	0	.000	0	0	1	0	0	1	0	0	0	0	0	1.0
Oct. 20	Boise State	3	0	0	0	.000	0	0	0	0	0	2	0	0	0	0	0	0.0
Oct. 22	Air Force	3	0	0	0	.000	0	0	1	0	0	0	0	0	0	0	0	1.0
Oct. 27	Fresno State																	
Oct. 29	San José State																	
Nov. 3	Wyoming																	
Nov. 5	Colorado State																	
Nov. 12	Utah State																	
Nov. 16	Nevada																	
Nov. 19	San Diego State																	
Nov. 22	UNLV																	



J'KAYLEE CLARK

MB • 5-11 • FR.
FARMERSVILLE, TEXAS • FARMERSVILLE HS

HIGH SCHOOL: Three-year letterwinner in both track and volleyball at Farmersville High School in Farmersville, Texas ... Helped Farmersville to the 3A Region 2 title, District 13 Championship and the Bi-District Championship in 2015 ... Selected as the District 13-3A MVP in 2014 and 2015 ... In 2014, named the Farmersville Farmers Team MVP and earned spots on the Collin Street Bakery/TSWA Class 3A All-State Second Team and the Texas Girls Coaches Association Class 3A All-State First Team ... On the track, Clark took second in the 400-meter dash at the 2014 UIL Track and Field Championships and swept the 100 and the 400 at the 2014 District 12-2A Meet

CAREER STATS AND SINGLE-MATCH HIGHS

SEASON	SP-MP	K	K/S	E	TA	PCT	A	A/S	SA	SA/S	SE	DIG	D/S	RE	BS	BA	TB	B/S	BE	BHE	PTS	PTS/S
2016	8-5	11	1.38	3	24	.333	0	0.00	0	0.00	0	0	0.00	0	1	6	7	0.88	0	0	15.0	1.88
TOTAL	8-5	11	1.38	3	24	.333	0	0.00	0	0.00	0	0	0.00	0	1	6	7	0.88	0	0	15.0	1.88

SINGLE-MATCH HIGHS

Kills: 5, Fairfield, Aug 27, 2016
 Attacks: 8, Fairfield, Aug 27, 2016
 Blocks: 5, Fairfield, Aug 27, 2016

Block solo: 1, Fairfield, Aug 27, 2016
 Block assist: 4, Fairfield, Aug 27, 2016

2016 MATCH-BY-MATCH

DATE	OPP.	SP	K	E	TA	PCT	AST	E	SA	SE	RE	DIG	BS	BA	BE	TB	BHE	PTS	
Aug. 26	Abilene Christian	1	1	0	4	.250	0	0	0	0	0	0	0	1	0	1	0	1.5	
Aug. 26	Arizona State							Did Not Play											
Aug. 27	Idaho	1	1	0	3	.333	0	0	0	0	0	0	0	0	0	0	0	1.0	
Aug. 27	Fairfield*	3	5	1	8	.500	0	0	0	0	0	0	1	4	0	5	0	8.0	
Sept. 2	Stetson*	1	0	2	5	-.400	0	0	0	0	0	0	0	1	0	1	0	0.5	
Sept. 2	South Florida	2	4	0	4	1.000	0	0	0	0	0	0	0	0	0	0	0	4.0	
Sept. 3	Western Carolina							Did Not Play											
Sept. 8	Arkansas							Did Not Play											
Sept. 10	Nebraska							Did Not Play											
Sept. 16	Houston Baptist							Did Not Play											
Sept. 16	UT Arlington							Did Not Play											
Sept. 17	Samford							Did Not Play											
Sept. 17	UTEP							Did Not Play											
Sept. 22	Air Force							Did Not Play											
Sept. 24	Boise State							Did Not Play											
Sept. 29	San José State							Did Not Play											
Oct. 1	Fresno State							Did Not Play											
Oct. 6	Colorado State							Did Not Play											
Oct. 8	Wyoming							Did Not Play											
Oct. 11	UNLV							Did Not Play											
Oct. 13	Utah State							Did Not Play											
Oct. 16	New Mexico State							Did Not Play											
Oct. 20	Boise State							Did Not Play											
Oct. 22	Air Force							Did Not Play											
Oct. 27	Fresno State							Did Not Play											
Oct. 29	San José State							Did Not Play											
Nov. 3	Wyoming							Did Not Play											
Nov. 5	Colorado State							Did Not Play											
Nov. 12	Utah State							Did Not Play											
Nov. 16	Nevada							Did Not Play											
Nov. 19	San Diego State							Did Not Play											
Nov. 22	UNLV							Did Not Play											



MARISA DORAN

OH • 6-0 • SR.
ORANGE, CALIF. • IRVINE VALLEY COLLEGE

JUNIOR (2015): Saw action in 24 matches for New Mexico, playing in both the front row and back row for the Lobos ... Started six matches on the season, including the first three ... Finished with 56 digs on the season (1.00 per set), recording a season-high nine vs. Idaho State on Sept. 12 ... Added six aces on just five errors ... Posted a season-best two aces vs. Cal State Fullerton on Sept. 5 ... Received action offensively, recording 18 kills ... Had a season-best four kills against San Diego State on Sept. 24 ... Posted 18 attempts vs. Colorado state on Oct. 18

SOPHOMORE (2014): Played indoor and beach volleyball at Irvine Valley College in Irvine, Calif., from 2013-15 ... Helped Irvine Valley to an undefeated season on the court, as the Lasers finished 27-0 overall and tops at the state championships ... Earned a First-Team Orange Empire Conference selection, and was named to the All-Tournament team at the state championships ... Ranked second on the IVC squad with 293 kills, and led the Lasers with 35 service aces and 231 digs ... Notched six double-doubles (kills/digs) for IVC, and recorded 17 games with at least double-digit kills ... Reached a season-high 17 kills four times, including back-to-back 17-kill performances to close out the season ... Captured Irvine Valley's scholar athletes of the year honors to cap her season ... Graduated with an associate degree in natural science and mathematics

FRESHMAN YEAR (2013): Played a major role in Irvine Valley's special indoor season in 2013 ... Team finished with a record of 24-2 overall ... Won the Orange Empire Conference title and finished third in the state in 2013 ... Named first team all-conference after averaging 2.73 kills per set and 229 overall kills ... Both totals were second-best on the IVC squad ... Led the team with 33 aces and was fourth on the team in digs with 172 ... Recorded 11 matches with at least 10 kills, including a season-high 21 kills in a four-set win at Fullerton

CAREER STATS AND SINGLE-MATCH HIGHS

SEASON	SP-MP	K	K/S	E	TA	PCT	A	A/S	SA	SA/S	SE	DIG	D/S	RE	BS	BA	TB	B/S	BE	BHE	PTS	PTS/S
2015	56-24	18	0.32	12	75	.080	5	0.09	6	0.11	5	56	1.00	7	1	5	6	0.11	0	0	27.5	0.48
2016	24-16	17	0.71	14	76	.039	4	0.17	2	0.08	3	18	0.75	2	0	7	7	0.29	2	0	22.5	0.92
TOTAL	80-40	35	0.44	26	151	.060	9	0.11	8	0.10	8	74	0.93	9	1	12	13	0.16	2	0	50.0	0.62

SINGLE-MATCH HIGHS

Kills: 4, twice, last at Fresno State, Oct 01, 2016

Attacks: 18, at Colorado State, Oct 08, 2015

Assists: 1, 9 times, last vs Wyoming, Oct 08, 2016

Serve aces: 2, Cal State Fullerton, Sep 05, 2015

Digs: 9, vs Idaho State, Sep 12, 2015

Blocks: 2, three times, last at Fresno State, Oct 01, 2016

Block solo: 1, at USC, Sep 11, 2015

Block assist: 2, three times, last 2, at Fresno State, Oct 01, 2016

2016 MATCH-BY-MATCH

DATE	OPP.	SP	K	E	TA	PCT	AST	E	SA	SE	RE	DIG	BS	BA	BE	TB	BHE	PTS
Aug. 26	Abilene Christian	1	1	0	6	.167	0	0	0	0	0	0	0	0	0	0	0	1.0
Aug. 26	Arizona State																	
Aug. 27	Idaho																	
Aug. 27	Fairfield*	2	3	2	9	.111	0	0	0	0	0	5	0	0	0	0	0	3.0
Sept. 2	Stetson	1	0	0	2	.000	0	0	0	0	0	0	0	1	0	1	0	0.5
Sept. 2	South Florida																	
Sept. 3	Western Carolina	1	2	1	5	.200	0	0	0	0	0	3	0	0	0	0	0	2.0
Sept. 8	Arkansas																	
Sept. 10	Nebraska																	
Sept. 16	Houston Baptist	1	0	0	1	.000	0	0	0	0	0	0	0	0	0	0	0	0.0
Sept. 16	UT Arlington																	
Sept. 17	Samford	1	1	1	3	.000	0	0	0	0	0	0	0	0	1	0	0	1.0
Sept. 17	UTEP	1	1	0	8	.125	0	0	1	0	0	2	0	0	1	0	0	2.0
Sept. 22	Air Force	1	0	2	2	-1.000	0	0	0	0	0	0	0	1	0	1	0	0.5
Sept. 24	Boise State	2	1	2	6	-.167	0	0	0	0	0	1	0	0	0	0	0	1.0
Sept. 29	San José State	4	1	0	3	.333	1	0	0	1	1	1	0	2	0	2	0	2.0
Oct. 1	Fresno State*	3	4	3	14	.071	1	0	1	2	1	1	0	2	0	2	0	6.0
Oct. 6	Colorado State	2	1	0	4	.250	1	0	0	0	0	0	0	0	0	0	0	1.0
Oct. 8	Wyoming	1	2	1	7	.143	1	0	0	0	0	2	0	0	0	0	0	2.0
Oct. 11	UNLV	1	0	1	1	-1.000	0	0	0	0	0	0	0	0	0	0	0	0.0
Oct. 13	Utah State	1	0	0	0	.000	0	0	0	0	0	1	0	1	0	1	0	0.5
Oct. 16	New Mexico State																	
Oct. 20	Boise State	1	0	0	0	.000	0	0	0	0	0	1	0	1	0	1	0	0.5
Oct. 22	Air Force	1	0	1	5	-.200	0	0	0	0	0	2	0	0	0	0	0	0.0
Oct. 27	Fresno State																	
Oct. 29	San José State																	
Nov. 3	Wyoming																	
Nov. 5	Colorado State																	
Nov. 12	Utah State																	
Nov. 16	Nevada																	
Nov. 19	San Diego State																	
Nov. 22	UNLV																	



MARIESSA CARRASCO

MB • 6-0 • RS SO.
EL PASO, TEXAS • CHAPIN HS

RS FRESHMAN (2015): Played in 17 matches, with three starts at middle blocker ... Notched a career-high five kills against Wyoming on Nov. 5, hitting .556 (5k-0e-9a) ... Hit a career-best .667 against Cal State Fullerton on Sept. 5, with an errorless four kills on six attempts ... Registered at least three kills three other times ... Posted nine total blocks (one off the team high in a single match) against Idaho State on Sept. 12, including eight block assists ... Finished with 30 total blocks, including five solos, to average 0.94 blocks per set, the second-best average on the team

FRESHMAN (2014): Redshirt season; did not play

CAREER STATS AND SINGLE-MATCH HIGHS

SEASON	SP-MP	K	K/S	E	TA	PCT	A	A/S	SA	SA/S	SE	DIG	D/S	RE	BS	BA	TB	B/S	BE	BHE	PTS	PTS/S
2014	Redshirt Season — Did Not Play																					
2015	32-17	23	0.72	10	65	.200	0	0.00	0	0.00	0	1	0.03	0	5	25	30	0.94	4	0	40.5	1.25
2016	89-24	85	0.96	43	234	.179	3	0.03	3	0.03	10	10	0.11	3	6	62	68	0.76	10	1	125.0	1.40
TOTAL	121-41	108	0.89	53	299	.184	3	0.02	3	0.02	10	11	0.09	3	11	87	98	0.81	14	1	165.5	1.36

SINGLE-MATCH HIGHS

Kills: 12, Idaho, Aug 27, 2016

Attacks: 24, Idaho, Aug 27, 2016

Attack pct: .292, Idaho, Aug 27, 2016 (12-5-24)

Assists: 1, three times, last vs Boise State, Sep 24, 2016

Serve aces: 1, three times, last vs UTEP, Sep 17, 2016

Digs: 3, vs Stetson, Sep 02, 2016

Blocks: 9, vs Idaho State, Sep 12, 2015

Block solo: 2, Arizona State, Aug 26, 2016

Block assist: 8, vs Idaho State, Sep 12, 2015

2016 MATCH-BY-MATCH

DATE	OPP.	SP	K	E	TA	PCT	AST	E	SA	SE	RE	DIG	BS	BA	BE	TB	BHE	PTS
Aug. 26	Abilene Christian*	2	1	1	5	.000	0	0	0	0	0	0	0	0	3	0	3	0
Aug. 26	Arizona State*	4	5	4	15	.067	0	0	0	0	0	1	2	0	0	2	0	7.0
Aug. 27	Idaho*	5	12	5	24	.292	0	0	0	0	1	0	0	2	0	2	1	13.0
Aug. 27	Fairfield*	3	5	1	12	.333	0	0	0	0	0	0	0	2	1	2	0	6.0
Sept. 2	Stetson*	4	9	3	19	.316	1	0	1	3	0	3	0	3	0	3	0	11.5
Sept. 2	South Florida*	4	1	3	11	-.182	1	0	0	1	1	1	0	2	1	2	0	2.0
Sept. 3	Western Carolina*	3	1	0	5	.200	0	0	0	0	0	1	0	2	0	2	0	2.0
Sept. 8	Arkansas*	4	4	2	9	.222	0	0	0	1	0	0	1	3	0	4	0	6.5
Sept. 10	Nebraska*	3	2	2	8	.000	0	0	0	1	0	0	0	3	0	3	0	3.5
Sept. 16	Houston Baptist*	4	3	5	15	-.133	0	0	1	1	0	0	1	3	0	4	0	6.5
Sept. 16	UT Arlington*	4	3	1	8	.250	0	0	0	1	0	0	0	2	2	2	0	4.0
Sept. 17	Samford*	5	4	0	9	.444	0	0	0	0	0	0	0	2	0	2	0	5.0
Sept. 17	UTEP*	4	6	2	11	.364	0	0	1	0	0	0	0	3	1	3	0	8.5
Sept. 22	Air Force*	3	3	0	11	.273	0	0	0	0	0	0	1	4	0	5	0	6.0
Sept. 24	Boise State*	5	4	3	10	.100	1	0	0	0	0	1	0	3	1	3	0	5.5
Sept. 29	San José State*	5	1	2	6	-.167	0	0	0	0	0	0	0	5	1	5	0	3.5
Oct. 1	Fresno State*	3	2	1	5	.200	0	0	0	0	0	0	0	2	0	2	0	3.0
Oct. 6	Colorado State*	3	1	0	3	.333	0	0	0	0	0	1	0	1	0	1	0	1.5
Oct. 8	Wyoming*	3	4	1	9	.333	0	0	0	0	0	0	0	3	2	3	0	5.5
Oct. 11	UNLV*	4	4	1	8	.375	0	0	0	0	1	0	0	4	1	4	0	6.0
Oct. 13	Utah State*	4	3	2	12	.083	0	0	0	1	0	0	0	3	0	3	0	4.5
Oct. 16	New Mexico State*	4	3	2	6	.167	0	0	0	1	0	1	0	4	0	4	0	5.0
Oct. 20	Boise State*	3	2	0	5	.400	0	0	0	0	0	1	1	3	0	4	0	4.5
Oct. 22	Air Force*	3	2	2	8	.000	0	0	0	0	0	0	0	0	0	0	0	2.0
Oct. 27	Fresno State																	
Oct. 29	San José State																	
Nov. 3	Wyoming																	
Nov. 5	Colorado State																	
Nov. 12	Utah State																	
Nov. 16	Nevada																	
Nov. 19	San Diego State																	
Nov. 22	UNLV																	

2016 OVERALL STATS

Overall record: 12-12 Conf: 2-8 Home: 6-6 Away: 2-5 Neutral: 4-1

#	Player	sp	Attack					Set		Serve			Dig			Blocking							points
			k	k/s	e	ta	pct	a	a/s	sa	se	sa/s	re	dig	dig/s	bs	ba	total	blk/s	be	bhe		
12	HOUSE, Cassie	86	304	3.53	127	745	.238	6	0.07	23	30	0.27	1	65	0.76	10	44	54	0.63	7	0	359.0	
1	SOURS, Devanne	90	236	2.62	115	689	.176	17	0.19	19	33	0.21	11	141	1.57	3	32	35	0.39	3	0	274.0	
5	WARREN, Julia	77	178	2.31	75	497	.207	21	0.27	25	20	0.32	30	201	2.61	1	21	22	0.29	4	2	214.5	
7	SPRAGG, Victoria	87	122	1.40	39	304	.273	0	0.00	3	9	0.03	0	17	0.20	12	81	93	1.07	9	0	177.5	
21	CARRASCO, Mariessa	89	85	0.96	43	234	.179	3	0.03	3	10	0.03	3	10	0.11	6	62	68	0.76	10	1	125.0	
4	HEILBORN, Carson	84	66	0.79	11	192	.286	657	7.82	10	9	0.12	1	103	1.23	3	39	42	0.50	3	19	98.5	
10	TWITTY, Lauren	41	76	1.85	38	206	.184	7	0.17	5	9	0.12	8	41	1.00	0	13	13	0.32	1	0	87.5	
8	KELSEY, Ashley	90	4	0.04	1	8	.375	74	0.82	19	24	0.21	26	386	4.29	0	0	0	0.00	0	6	23.0	
18	DORAN, Marisa	24	17	0.71	14	76	.039	4	0.17	2	3	0.08	2	18	0.75	0	7	7	0.29	2	0	22.5	
17	CLARK, J'Kaylee	8	11	1.38	3	24	.333	0	0.00	0	0	0.00	0	0	0.00	1	6	7	0.88	0	0	15.0	
11	RUGLAND, Lise	43	3	0.07	4	16	-.062	220	5.12	5	3	0.12	1	45	1.05	1	4	5	0.12	1	3	11.0	
14	MAYFIELD, Maddie	72	0	0.00	0	0	.000	8	0.11	5	2	0.07	4	64	0.89	0	0	0	0.00	0	0	5.0	
6	ASKEW, Allie	60	0	0.00	0	1	.000	0	0.00	5	3	0.08	0	20	0.33	0	0	0	0.00	0	0	5.0	
3	PACHECO, Mercedes	75	0	0.00	0	1	.000	3	0.04	3	2	0.04	10	67	0.89	0	0	0	0.00	0	0	3.0	
9	CISAR, Jane	3	0	0.00	0	2	.000	0	0.00	0	0	0.00	0	0	0.00	0	1	1	0.33	0	0	0.5	
2	LEO, Jessica	11	0	0.00	0	0	.000	1	0.09	0	1	0.00	0	8	0.73	0	0	0	0.00	0	0	0.0	
NEW MEXICO		91	1102	12.11	470	2995	.211	1021	11.22	127	158	1.40	102	1186	13.03	37	310	192.0	2.11	40	31	1421.0	
Opponents		91	1179	12.96	525	3116	.210	1111	12.21	102	220	1.12	127	1237	13.59	31	312	187.0	2.05	59	42	1468.0	

Team Statistics	NM	OPP
ATTACK		
Kills	1102	1179
Errors	470	525
Total Attacks	2995	3116
Attack Pct	.211	.210
Kills/Set	12.1	13.0
SET		
Assists	1021	1111
Attempts	2982	3160
Assist Pct	.342	.352
Assists/Set	11.2	12.2
SERVE		
Aces	127	102
Errors	158	220
Attempts	2053	1968
Serve Pct	.923	.888
Aces/Set	1.4	1.1
SERVE RECEPTIONS		
Errors	102	127
Errors/Set	1.1	1.4
Attempts	1743	1891
Reception Pct	.941	.933
DEFENSE		
Digs	1186	1237
Digs/Set	13.0	13.6
BLOCKING		
Block Solo	37	31
Block Assist	310	312
Total Blocks	192.0	187.0
Blocks/Set	2.1	2.1
Block Errors	40	59
Ball handling errors	31	42
ATTENDANCE		
Total	16614	4836
Dates/Avg Per Date	12/1384	7/691
Neutral site #/Avg	5/33	
Current win streak	1	-
Home win streak	1	-

Date	Opponent	Score	Score by set	Att.
!Aug 26	ABILENE CHRISTIAN	w 3-0	25-15,25-19,25-13	742
!Aug 26	ARIZONA STATE	w 3-1	25-23,21-25,29-27,25-20	1851
!Aug 27	IDAHO	L 2-3	27-25,22-25,21-25,25-14,11-15	711
!Aug 27	FAIRFIELD	w 3-0	25-14,25-17,25-17	1256
\$Sep 02	vs Stetson	w 3-1	19-25,27-25,25-21,25-16	50
\$Sep 02	at USF	L 1-3	22-25,25-23,22-25,17-25	507
\$Sep 03	vs Western Carolina	w 3-0	25-17,25-12,25-6	115
#Sep 08	ARKANSAS	w 3-1	25-12,20-25,25-20,25-17	1132
#Sep 10	#1 NEBRASKA	L 0-3	22-25,20-25,14-25	4473
^Sep 16	vs Houston Baptist	w 3-1	21-25,25-16,27-25,25-19	0
^Sep 16	at UT Arlington	w 3-1	25-21,25-15,22-25,28-26	1035
^Sep 17	vs Samford	L 2-3	21-25,25-17,25-22,23-25,15-17	0
^Sep 17	vs UTEP	w 3-2	25-14,25-21,26-28,23-25,15-7	0
*Sep 22	AIR FORCE	w 3-0	25-19,25-15,25-20	1028
*Sep 24	BOISE STATE	L 2-3	14-25,25-17,25-19,24-26,8-15	1197
*Sep 29	at San Jose State	L 2-3	25-21,26-24,19-25,27-29,13-15	408
*Oct 01	at Fresno State	L 0-3	18-25,20-25,21-25	778
*Oct 06	COLORADO STATE	L 0-3	19-25,21-25,21-25	1202
*Oct 08	WYOMING	L 0-3	23-25,18-25,14-25	811
*Oct 11	UNLV	L 1-3	16-25,25-19,30-32,16-25	735
*Oct 13	at Utah State	L 1-3	23-25,27-25,18-25,19-25	1045
Oct 16	NEW MEXICO STATE	w 3-1	20-25,28-26,25-17,25-23	1476
*Oct 20	at Boise State	L 0-3	20-25,17-25,22-25	723
*Oct 22	at Air Force	w 3-0	25-17,29-27,25-19	340

! UNM Invitational (Johnson Center, Albuquerque, N.M.)

\$ USF Invitational (Sun Dome, Tampa, Fla.)

Lobo Classic (WisePies Arena, Albuquerque, N.M.)

^ UT Arlington Invitational (College Park Center, Arlington, TX)

Record in 3-set matches:5-5 • Record in 4-set matches:6-3 • Record in 5-set matches:1-4

2016 MOUNTAIN WEST STATS

Overall record: 2-8 Conf: 2-8 Home: 1-4 Away: 1-4 Neutral: 0-0

#	Player	sp	Attack					Set		Serve			re	Dig		Blocking						points
			k	k/s	e	ta	pct	a	a/s	sa	se	sa/s		dig	dig/s	bs	ba	total	blk/s	be	bhe	
12	HOUSE, Cassie	36	132	3.67	63	335	.206	1	0.03	13	11	0.36	0	21	0.58	7	19	26	0.72	2	0	161.5
1	SOURS, Devanne	36	101	2.81	57	313	.141	3	0.08	13	11	0.36	8	56	1.56	2	9	11	0.31	1	0	120.5
7	SPRAGG, Victoria	36	46	1.28	16	114	.263	0	0.00	0	2	0.00	0	8	0.22	5	25	30	0.83	1	0	63.5
5	WARREN, Julia	23	45	1.96	16	120	.242	4	0.17	6	7	0.26	9	51	2.22	0	5	5	0.22	0	0	53.5
21	CARRASCO, Mariessa	36	26	0.72	12	77	.182	1	0.03	0	1	0.00	1	3	0.08	2	28	30	0.83	5	0	42.0
10	TWITTY, Lauren	22	35	1.59	24	113	.097	3	0.14	1	4	0.05	6	17	0.77	0	7	7	0.32	1	0	39.5
4	HEILBORN, Carson	32	19	0.59	4	59	.254	213	6.66	4	3	0.12	0	39	1.22	0	15	15	0.47	3	6	30.5
18	DORAN, Marisa	16	9	0.56	10	42	-.024	4	0.25	1	3	0.06	2	8	0.50	0	6	6	0.38	0	0	13.0
8	KELSEY, Ashley	36	2	0.06	1	5	.200	29	0.81	5	9	0.14	10	156	4.33	0	0	0	0.00	0	0	7.0
11	RUGLAND, Lise	20	2	0.10	3	12	-.083	116	5.80	4	1	0.20	1	20	1.00	0	1	1	0.05	1	2	6.5
6	ASKEW, Allie	23	0	0.00	0	1	.000	0	0.00	3	1	0.13	0	4	0.17	0	0	0	0.00	0	0	3.0
14	MAYFIELD, Maddie	30	0	0.00	0	0	.000	5	0.17	2	0	0.07	3	29	0.97	0	0	0	0.00	0	0	2.0
3	PACHECO, Mercedes	31	0	0.00	0	1	.000	2	0.06	1	1	0.03	6	25	0.81	0	0	0	0.00	0	0	1.0
2	LEO, Jessica	5	0	0.00	0	0	.000	1	0.20	0	0	0.00	0	6	1.20	0	0	0	0.00	0	0	0.0
9	CISAR, Jane	2	0	0.00	0	1	.000	0	0.00	0	0	0.00	0	0	0.00	0	0	0	0.00	0	0	0.0
NEW MEXICO		36	417	11.58	206	1193	.177	382	10.61	53	54	1.47	51	443	12.31	16	115	73.5	2.04	14	8	543.5
Opponents		36	502	13.94	190	1225	.255	472	13.11	51	80	1.42	53	492	13.67	21	122	82.0	2.28	22	13	635.0

Team Statistics	NM	OPP
ATTACK		
Kills	417	502
Errors	206	190
Total Attacks	1193	1225
Attack Pct	.177	.255
Kills/Set	11.6	13.9
SET		
Assists	382	472
Attempts	1166	1211
Assist Pct	.328	.390
Assists/Set	10.6	13.1
SERVE		
Aces	53	51
Errors	54	80
Attempts	781	828
Serve Pct	.931	.903
Aces/Set	1.5	1.4
SERVE RECEPTIONS		
Errors	51	53
Errors/Set	1.4	1.5
Attempts	745	723
Reception Pct	.932	.927
DEFENSE		
Digs	443	492
Digs/Set	12.3	13.7
BLOCKING		
Block Solo	16	21
Block Assist	115	122
Total Blocks	73.5	82.0
Blocks/Set	2.0	2.3
Block Errors	14	22
Ball handling errors	8	13
ATTENDANCE		
Total	4973	3294
Dates/Avg Per Date	5/995	5/659
Neutral site #/Avg	0/0	-
Current win streak	1	-
Home win streak	0	-

Date	Opponent	Score	Score by set	Att.
*Sep 22	AIR FORCE	w 3-0	25-19,25-15,25-20	1028
*Sep 24	BOISE STATE	L 2-3	14-25,25-17,25-19,24-26,8-15	1197
*Sep 29	at San Jose State	L 2-3	25-21,26-24,19-25,27-29,13-15	408
*Oct 01	at Fresno State	L 0-3	18-25,20-25,21-25	778
*Oct 06	COLORADO STATE	L 0-3	19-25,21-25,21-25	1202
*Oct 08	WYOMING	L 0-3	23-25,18-25,14-25	811
*Oct 11	UNLV	L 1-3	16-25,25-19,30-32,16-25	735
*Oct 13	at Utah State	L 1-3	23-25,27-25,18-25,19-25	1045
*Oct 20	at Boise State	L 0-3	20-25,17-25,22-25	723
*Oct 22	at Air Force	w 3-0	25-17,29-27,25-19	340

! UNM Invitational (Johnson Center, Albuquerque, N.M.)

\$ USF Invitational (Sun Dome, Tampa, Fla.)

Lobo Classic (WisePies Arena, Albuquerque, N.M.)

^ UT Arlington Invitational (College Park Center, Arlington, TX)

Record in 3-set matches:2-4 • Record in 4-set matches:0-2 • Record in 5-set matches:0-2

2016 MATCH-BY-MATCH RESULTS

Date	Opponent	sp	attack				set			serve				recept			dig	blocking				bhe	points	score
			k	e	ta	pct	a	ta	pct	sa	se	ta	pct	re	ta	pct		bs	ba	be	total			
Aug 26, 2016	ABILENE CHRISTIAN	3	34	15	81	.235	30	79	.380	5	7	73	.904	4	40	.900	33	1	10	0	6.0	1	45.0	3-0
Aug 26, 2016	ARIZONA STATE	4	55	27	150	.187	51	150	.340	6	5	99	.949	5	85	.941	58	4	14	2	11.0	0	72.0	3-1
Aug 27, 2016	IDAHO	5	61	29	163	.196	58	171	.339	7	10	106	.906	5	98	.949	64	0	12	5	6.0	4	74.0	2-3
Aug 27, 2016	FAIRFIELD	3	40	12	82	.341	38	88	.432	1	2	73	.973	2	43	.953	38	1	12	1	7.0	0	48.0	3-0
Sep 02, 2016	vs Stetson	4	51	27	149	.161	51	160	.319	8	10	95	.895	4	81	.951	66	1	14	0	8.0	2	67.0	3-1
Sep 02, 2016	at USF	4	56	21	157	.223	53	165	.321	1	8	87	.908	6	87	.931	75	2	8	2	6.0	0	63.0	1-3
Sep 03, 2016	vs Western Carolina	3	34	12	82	.268	32	81	.395	6	1	73	.986	0	28	1.000	44	4	10	2	9.0	2	49.0	3-0
Sep 08, 2016	ARKANSAS	4	39	12	109	.248	35	114	.307	4	5	94	.947	3	57	.947	57	2	18	5	11.0	4	54.0	3-1
Sep 10, 2016	NEBRASKA	3	31	20	100	.110	29	104	.279	1	2	57	.965	5	66	.924	38	1	8	0	5.0	0	37.0	0-3
Sep 16, 2016	vs Houston Baptist	4	36	17	121	.157	34	119	.286	12	11	97	.887	4	73	.945	38	2	24	0	14.0	1	62.0	3-1
Sep 16, 2016	at UT Arlington	4	72	17	159	.346	67	155	.432	2	10	99	.899	3	83	.964	69	0	10	4	5.0	1	79.0	3-1
Sep 17, 2016	vs Samford	5	63	18	158	.285	58	144	.403	6	11	108	.898	5	91	.945	67	2	16	2	10.0	1	79.0	2-3
Sep 17, 2016	vs UTEP	5	72	21	176	.290	65	165	.394	9	14	114	.877	2	90	.978	56	0	14	3	7.0	2	88.0	3-2
Sep 22, 2016	AIR FORCE	3	34	14	95	.211	32	93	.344	5	4	74	.946	1	47	.979	40	3	12	2	9.0	1	48.0	3-0
Sep 24, 2016	BOISE STATE	5	58	26	159	.201	54	160	.338	4	6	98	.939	9	96	.906	62	5	8	3	9.0	0	71.0	2-3
Sep 29, 2016	at San Jose State	5	59	25	155	.219	52	143	.364	10	8	112	.929	6	100	.940	53	2	23	2	13.5	1	82.5	2-3
Oct 01, 2016	at Fresno State	3	29	16	80	.162	25	66	.379	5	5	64	.922	8	68	.882	15	1	12	0	7.0	0	41.0	0-3
Oct 06, 2016	COLORADO STATE	3	28	21	94	.074	27	85	.318	10	6	62	.903	3	61	.951	34	0	6	2	3.0	1	41.0	0-3
Oct 08, 2016	WYOMING	3	29	22	103	.068	27	105	.257	4	3	56	.946	3	67	.955	38	2	6	2	5.0	0	38.0	0-3
Oct 11, 2016	UNLV	4	48	27	147	.143	45	151	.298	5	8	88	.909	5	89	.944	58	0	16	1	8.0	1	61.0	1-3
Oct 13, 2016	at Utah State	4	50	22	152	.184	42	153	.275	5	7	88	.920	4	90	.956	50	0	16	0	8.0	1	63.0	1-3
Oct 16, 2016	NEW MEXICO STATE	4	41	16	115	.217	38	121	.314	6	8	97	.918	3	76	.961	40	1	25	0	13.5	5	60.5	3-1
Oct 20, 2016	at Boise State	3	31	16	95	.158	31	99	.313	1	1	61	.984	6	64	.906	46	1	14	2	8.0	2	40.0	0-3
Oct 22, 2016	at Air Force	3	51	17	113	.301	47	111	.423	4	6	78	.923	6	63	.905	47	2	2	0	3.0	1	58.0	3-0
New Mexico		91	1102	470	2995	.211	1021	2982	.342	127	158	2053	.923	102	1743	.941	1186	37	310	40	192.0	31	1421.0	
		91	1179	525	3116	.210	1111	3160	.352	102	220	1968	.888	127	1891	.933	1237	31	312	59	187.0	42	1468.0	

Sets played: 91
Kills per set: 12.11
Assists per set: 11.22

Service aces per set: 1.40
Digs per set: 13.03
Blocks per set: 2.11

Points per set: 15.62
Ball handling errors per set: 0.34
Reception errors per set: 1.12

2016 MATCH-BY-MATCH LEADERS

DATE	OPP.	KILLS	TA (MIN. 10 TA)	PCT	AST	SA	DIG	BS	BA	TB	PTS
Aug. 26	Abilene Christian	House (10)	House (20)	Spragg (.700)	Heilborn (17)	Mayfield (2)	Warren (13)	Spragg (1)	Carrasco (3)	Carrasco (3)	House (11)
Aug. 26	Arizona State	House (17)	Sours (39)	House (.316)	Heilborn (24)	Warren/Spragg (2)	Kelsey (23)	Carrasco (2)	Spragg (7)	Spragg (7)	2 with 17.5
Aug. 27	Idaho	House (16)	House (44)	Heilborn (.417)	Heilborn (32)	3 with 2	Kelsey (20)	None	Spragg (4)	Spragg (4)	House (18.5)
Aug. 27	Fairfield	Twitty (10)	Twitty (19)	Twitty (.368)	Heilborn (30)	Kelsey (1)	Kelsey (12)	Clark (1)	Clark (4)	Clark (5)	Twitty (10.5)
Sept. 2	Stetson	Warren (16)	House/Warren (37)	Heilborn (.400)	Heilborn (38)	Warren (2)	Kelsey (24)	Heilborn (1)	Carrasco/Spragg (3)	3 with 3	Warren (19)
Sept. 2	South Florida	Sours/Twitty (14)	Twitty (37)	Heilborn (.750)	Heilborn (42)	Warren (1)	Kelsey (19)	Spragg (2)	3 with 2	Spragg (4)	Twitty (15.0)
Sept. 3	Western Carolina	House (10)	Warren (20)	Spragg (.727)	Heilborn (22)	Kelsey (3)	Kelsey (14)	Spragg (2)	Spragg (2)	Spragg (5)	Spragg (11.5)
Sept. 8	Arkansas	House (11)	House (33)	Sours (.444)	Heilborn (29)	Warren (3)	Kelsey (13)	Carrasco/Spragg (1)	Spragg (6)	Spragg (7)	Warren (13.0)
Sept. 10	Nebraska	House (12)	House (31)	Warren (.208)	Heilborn (24)	Warren (1)	Kelsey (10)	Spragg (1)	House/Carrasco (3)	House/Carrasco (3)	House (13.5)
Sept. 16	Houston Baptist	House (11)	Sours (30)	Warren (.259)	Heilborn (28)	Kelsey/Warren (3)	Warren (12)	House/Carrasco (1)	Spragg (9)	Spragg (9)	House (15.5)
Sept. 16	UT Arlington	House (21)	Warren (43)	Spragg (.474)	Heilborn (57)	Heilborn/House (1)	Kelsey (27)	None	Spragg (3)	Spragg (3)	House (22.5)
Sept. 17	Samford	House (21)	House (51)	Sours (.538)	Heilborn (52)	Heilborn/House (2)	Kelsey (21)	House (2)	Spragg (6)	Spragg (6)	House (25.5)
Sept. 17	UTEP	Sours (22)	Sours (57)	Spragg (.522)	Heilborn (45)	Twitty (4)	Kelsey (14)	None	4 with 3	4 with 3	Sours (24.0)
Sept. 22	Air Force	House (13)	House (32)	Sours (.353)	Heilborn (27)	House (2)	Kelsey (12)	Spragg (2)	Carrasco (4)	Carrasco (5)	House (15.5)
Sept. 24	Boise State	House (18)	Sours (54)	House (.351)	Heilborn (44)	House (2)	Kelsey (20)	Sours/Spragg (2)	Carrasco (3)	3 with 3	House (22.0)
Sept. 29	San José State	Sours (18)	Sours (50)	Spragg (.357)	Heilborn (46)	House (3)	Kelsey (19)	House (2)	House (6)	House (8)	House (24.0)
Oct. 1	Fresno State	House (10)	House (25)	Sours (.167)	Rugland (20)	Sours (2)	Kelsey (6)	House (1)	Spragg (4)	Spragg (4)	House (11.5)
Oct. 6	Colorado State	House/Sours (9)	Sours (32)	House (.182)	Heilborn (18)	3 with 2	Kelsey (14)	None	Spragg (2)	Spragg (2)	House (11.0)
Oct. 8	Wyoming	House (9)	House (27)	House (.148)	Heilborn (13)	4 with 1	Kelsey (16)	House (2)	House/Carrasco (3)	House (5)	House (13.5)
Oct. 11	UNLV	Sours (15)	Sours (45)	House (.212)	Rugland (23)	House (2)	Kelsey (19)	None	Spragg/Carrasco (4)	Spragg/Carrasco (4)	Sours (16.5)
Oct. 13	Utah State	House (20)	House (57)	Warren/Heilborn (.273)	Heilborn (28)	Sours (3)	Kelsey (17)	None	Sours/Spragg (4)	Sours/Spragg (4)	House (20.5)
Oct. 16	New Mexico State	House (16)	Warren (35)	House (.312)	Rugland (31)	House (3)	Kelsey (16)	Rugland (1)	Spragg (8)	Spragg (8)	House (20.5)
Oct. 20	Boise State	Warren (9)	House (26)	Spragg (.364)	Rugland (16)	Sours (1)	Kelsey (16)	Carrasco (1)	Spragg (4)	Spragg/Carrasco (4)	Warren (10)
Oct. 22	Air Force	House (16)	Sours/Warren (31)	House (.379)	Rugland (40)	Warren (2)	Kelsey (17)	Spragg/House (1)	Spragg/Sours (1)	Spragg (2)	House (18)
Oct. 27	Fresno State										
Oct. 29	San José State										
Nov. 3	Wyoming										
Nov. 5	Colorado State										
Nov. 12	Utah State										
Nov. 16	Nevada										
Nov. 19	San Diego State										
Nov. 22	UNLV										

2016 INDIVIDUAL MATCH HIGHS

ATTACK PERCENT (K-E-TA) minimum 12 kills

.538 (14- 0-26)	SOURS, Devanne vs Samford (Sep 17, 2016 in Arlington, Texas)
.522 (13- 1-23)	SPRAGG, Victoria vs UTEP (Sep 17, 2016 in Arlington, Texas)
.457 (21- 5-35)	HOUSE, Cassie at UT Arlington (Sep 16, 2016)
.379 (16- 5-29)	HOUSE, Cassie at Air Force (Oct 22, 2016)
.351 (18- 5-37)	HOUSE, Cassie vs Boise State (Sep 24, 2016)
.333 (21- 4-51)	HOUSE, Cassie vs Samford (Sep 17, 2016 in Arlington, Texas)
.316 (17- 5-38)	HOUSE, Cassie vs Arizona State (Aug 26, 2016)
.312 (16- 6-32)	HOUSE, Cassie vs New Mexico State (Oct 16, 2016)
.302 (16- 3-43)	WARREN, Julia at UT Arlington (Sep 16, 2016)
.292 (12- 5-24)	CARRASCO, Mariessa vs Idaho (Aug 27, 2016)

KILLS (K-E-TA)

22 (22-10-57) 5s	SOURS, Devanne vs UTEP (Sep 17, 2016 in Arlington, Texas)
21 (21- 5-35) 4s	HOUSE, Cassie at UT Arlington (Sep 16, 2016)
21 (21- 4-51) 5s	HOUSE, Cassie vs Samford (Sep 17, 2016 in Arlington, Texas)
20 (20- 5-57) 4s	HOUSE, Cassie at Utah State (Oct 13, 2016)
18 (18- 5-37) 5s	HOUSE, Cassie vs Boise State (Sep 24, 2016)
18 (18- 6-50) 5s	SOURS, Devanne at San Jose State (Sep 29, 2016)
17 (17- 5-38) 4s	HOUSE, Cassie vs Arizona State (Aug 26, 2016)
16 (16- 5-29) 3s	HOUSE, Cassie at Air Force (Oct 22, 2016)
16 (16- 6-32) 4s	HOUSE, Cassie vs New Mexico State (Oct 16, 2016)
16 (16- 8-54) 5s	SOURS, Devanne vs Boise State (Sep 24, 2016)

KILLS 3-SETS (K-E-TA)

16 (16- 5-29)	HOUSE, Cassie at Air Force (Oct 22, 2016)
14 (14- 5-31)	WARREN, Julia at Air Force (Oct 22, 2016)
13 (13- 4-31)	SOURS, Devanne at Air Force (Oct 22, 2016)
13 (13- 7-32)	HOUSE, Cassie vs Air Force (Sep 22, 2016)
12 (12- 6-31)	HOUSE, Cassie vs Nebraska (Sep 10, 2016)

KILLS 4-SETS (K-E-TA)

21 (21- 5-35)	HOUSE, Cassie at UT Arlington (Sep 16, 2016)
20 (20- 5-57)	HOUSE, Cassie at Utah State (Oct 13, 2016)
17 (17- 5-38)	HOUSE, Cassie vs Arizona State (Aug 26, 2016)
16 (16- 6-32)	HOUSE, Cassie vs New Mexico State (Oct 16, 2016)
16 (16- 6-37)	WARREN, Julia vs Stetson (Sep 02, 2016 in Tampa, Fla.)

KILLS 5-SETS (K-E-TA)

22 (22-10-57)	SOURS, Devanne vs UTEP (Sep 17, 2016 in Arlington, Texas)
21 (21- 4-51)	HOUSE, Cassie vs Samford (Sep 17, 2016 in Arlington, Texas)
18 (18- 6-50)	SOURS, Devanne at San Jose State (Sep 29, 2016)
18 (18- 5-37)	HOUSE, Cassie vs Boise State (Sep 24, 2016)
16 (16- 9-44)	HOUSE, Cassie vs Idaho (Aug 27, 2016)

TOTAL ATTEMPTS (K-E-TA)

57 (20- 5-57) 4s	HOUSE, Cassie at Utah State (Oct 13, 2016)
57 (22-10-57) 5s	SOURS, Devanne vs UTEP (Sep 17, 2016 in Arlington, Texas)
54 (16- 8-54) 5s	SOURS, Devanne vs Boise State (Sep 24, 2016)
51 (21- 4-51) 5s	HOUSE, Cassie vs Samford (Sep 17, 2016 in Arlington, Texas)
50 (18- 6-50) 5s	SOURS, Devanne at San Jose State (Sep 29, 2016)
47 (16-11-47) 5s	HOUSE, Cassie at San Jose State (Sep 29, 2016)
45 (15-10-45) 4s	SOURS, Devanne vs UNLV (Oct 11, 2016)
44 (16- 9-44) 5s	HOUSE, Cassie vs Idaho (Aug 27, 2016)
43 (16- 3-43) 4s	WARREN, Julia at UT Arlington (Sep 16, 2016)
39 (12- 5-39) 4s	SOURS, Devanne vs Arizona State (Aug 26, 2016)

TOTAL ATTEMPTS 3-SETS (K-E-TA)

32 (9- 8-32)	SOURS, Devanne vs Colorado State (Oct 06, 2016)
32 (13- 7-32)	HOUSE, Cassie vs Air Force (Sep 22, 2016)
31 (14- 5-31)	WARREN, Julia at Air Force (Oct 22, 2016)
31 (13- 4-31)	SOURS, Devanne at Air Force (Oct 22, 2016)
31 (12- 6-31)	HOUSE, Cassie vs Nebraska (Sep 10, 2016)

TOTAL ATTEMPTS 4-SETS (K-E-TA)

57 (20- 5-57)	HOUSE, Cassie at Utah State (Oct 13, 2016)
45 (15-10-45)	SOURS, Devanne vs UNLV (Oct 11, 2016)
43 (16- 3-43)	WARREN, Julia at UT Arlington (Sep 16, 2016)
39 (12- 5-39)	SOURS, Devanne vs Arizona State (Aug 26, 2016)
38 (17- 5-38)	HOUSE, Cassie vs Arizona State (Aug 26, 2016)

TOTAL ATTEMPTS 5-SETS (K-E-TA)

57 (22-10-57)	SOURS, Devanne vs UTEP (Sep 17, 2016 in Arlington, Texas)
54 (16- 8-54)	SOURS, Devanne vs Boise State (Sep 24, 2016)
51 (21- 4-51)	HOUSE, Cassie vs Samford (Sep 17, 2016 in Arlington, Texas)
50 (18- 6-50)	SOURS, Devanne at San Jose State (Sep 29, 2016)
47 (16-11-47)	HOUSE, Cassie at San Jose State (Sep 29, 2016)

2016 INDIVIDUAL MATCH HIGHS

POINTS

25.5 (21- 2- 2.5) 5s	HOUSE, Cassie vs Samford (Sep 17, 2016 in Arlington, Texas)
24.0 (22- 2- 0.0) 5s	SOURS, Devanne vs UTEP (Sep 17, 2016 in Arlington, Texas)
24.0 (16- 3- 5.0) 5s	HOUSE, Cassie at San Jose State (Sep 29, 2016)
22.5 (21- 1- 0.5) 4s	HOUSE, Cassie at UT Arlington (Sep 16, 2016)
22.0 (18- 2- 2.0) 5s	HOUSE, Cassie vs Boise State (Sep 24, 2016)

POINTS 3-SETS

18.0 (16- 1- 1.0)	HOUSE, Cassie at Air Force (Oct 22, 2016)
16.0 (14- 2- 0.0)	WARREN, Julia at Air Force (Oct 22, 2016)
15.5 (13- 2- 0.5)	HOUSE, Cassie vs Air Force (Sep 22, 2016)
13.5 (9- 1- 3.5)	HOUSE, Cassie vs Wyoming (Oct 08, 2016)
13.5 (12- 0- 1.5)	HOUSE, Cassie vs Nebraska (Sep 10, 2016)

POINTS 4-SETS

22.5 (21- 1- 0.5)	HOUSE, Cassie at UT Arlington (Sep 16, 2016)
20.5 (16- 3- 1.5)	HOUSE, Cassie vs New Mexico State (Oct 16, 2016)
20.5 (20- 0- 0.5)	HOUSE, Cassie at Utah State (Oct 13, 2016)
19.0 (16- 2- 1.0)	WARREN, Julia vs Stetson (Sep 02, 2016 in Tampa, Fla.)
17.5 (14- 2- 1.5)	WARREN, Julia vs Arizona State (Aug 26, 2016)

POINTS 5-SETS

25.5 (21- 2- 2.5)	HOUSE, Cassie vs Samford (Sep 17, 2016 in Arlington, Texas)
24.0 (16- 3- 5.0)	HOUSE, Cassie at San Jose State (Sep 29, 2016)
24.0 (22- 2- 0.0)	SOURS, Devanne vs UTEP (Sep 17, 2016 in Arlington, Texas)
22.0 (18- 2- 2.0)	HOUSE, Cassie vs Boise State (Sep 24, 2016)
20.5 (18- 2- 0.5)	SOURS, Devanne at San Jose State (Sep 29, 2016)

2016 INDIVIDUAL MATCH HIGHS

ASSISTS

57 (4s)	HEILBORN, Carson at UT Arlington (Sep 16, 2016)
52 (5s)	HEILBORN, Carson vs Samford (Sep 17, 2016 in Arlington, Texas)
46 (5s)	HEILBORN, Carson at San Jose State (Sep 29, 2016)
45 (5s)	HEILBORN, Carson vs UTEP (Sep 17, 2016 in Arlington, Texas)
44 (5s)	HEILBORN, Carson vs Boise State (Sep 24, 2016)

ASSISTS 3-SETS

40	RUGLAND, Lise at Air Force (Oct 22, 2016)
30	HEILBORN, Carson vs Fairfield (Aug 27, 2016)
27	HEILBORN, Carson vs Air Force (Sep 22, 2016)
24	HEILBORN, Carson vs Nebraska (Sep 10, 2016)
22	HEILBORN, Carson vs Western Carolina (Sep 03, 2016 in Tampa, Fla.)

ASSISTS 4-SETS

57	HEILBORN, Carson at UT Arlington (Sep 16, 2016)
42	HEILBORN, Carson at USF (Sep 02, 2016)
38	HEILBORN, Carson vs Stetson (Sep 02, 2016 in Tampa, Fla.)
31	RUGLAND, Lise vs New Mexico State (Oct 16, 2016)
29	HEILBORN, Carson vs Arkansas (Sep 08, 2016)

ASSISTS 5-SETS

52	HEILBORN, Carson vs Samford (Sep 17, 2016 in Arlington, Texas)
46	HEILBORN, Carson at San Jose State (Sep 29, 2016)
45	HEILBORN, Carson vs UTEP (Sep 17, 2016 in Arlington, Texas)
44	HEILBORN, Carson vs Boise State (Sep 24, 2016)
32	HEILBORN, Carson vs Idaho (Aug 27, 2016)

DIGS

27 (4s)	KELSEY, Ashley at UT Arlington (Sep 16, 2016)
24 (4s)	KELSEY, Ashley vs Stetson (Sep 02, 2016 in Tampa, Fla.)
23 (4s)	KELSEY, Ashley vs Arizona State (Aug 26, 2016)
21 (5s)	KELSEY, Ashley vs Samford (Sep 17, 2016 in Arlington, Texas)
20 (5s)	KELSEY, Ashley vs Boise State (Sep 24, 2016)

DIGS 3-SETS

17	KELSEY, Ashley at Air Force (Oct 22, 2016)
16	KELSEY, Ashley at Boise State (Oct 20, 2016)
16	KELSEY, Ashley vs Wyoming (Oct 08, 2016)
14	KELSEY, Ashley vs Western Carolina (Sep 03, 2016 in Tampa, Fla.)
14	KELSEY, Ashley vs Colorado State (Oct 06, 2016)

DIGS 4-SETS

27	KELSEY, Ashley at UT Arlington (Sep 16, 2016)
24	KELSEY, Ashley vs Stetson (Sep 02, 2016 in Tampa, Fla.)
23	KELSEY, Ashley vs Arizona State (Aug 26, 2016)
19	KELSEY, Ashley vs UNLV (Oct 11, 2016)
19	KELSEY, Ashley at USF (Sep 02, 2016)

DIGS 5-SETS

21	KELSEY, Ashley vs Samford (Sep 17, 2016 in Arlington, Texas)
20	KELSEY, Ashley vs Boise State (Sep 24, 2016)
20	KELSEY, Ashley vs Idaho (Aug 27, 2016)
19	KELSEY, Ashley at San Jose State (Sep 29, 2016)
15	WARREN, Julia vs Samford (Sep 17, 2016 in Arlington, Texas)

ACES

4	TWITTY, Lauren vs UTEP (Sep 17, 2016 in Arlington, Texas)
3	WARREN, Julia vs Arkansas (Sep 08, 2016)
3	KELSEY, Ashley vs Western Carolina (Sep 03, 2016 in Tampa, Fla.)
3	WARREN, Julia vs Houston Baptist (Sep 16, 2016 in Arlington, Texas)
3	HOUSE, Cassie vs New Mexico State (Oct 16, 2016)

BLOCKS (BS-BA)

9 (0- 9)	SPRAGG, Victoria vs Houston Baptist (Sep 16, 2016 in Arlington, Texas)
8 (2- 6)	HOUSE, Cassie at San Jose State (Sep 29, 2016)
8 (0- 8)	SPRAGG, Victoria vs New Mexico State (Oct 16, 2016)
7 (1- 6)	SPRAGG, Victoria vs Arkansas (Sep 08, 2016)
7 (0- 7)	SPRAGG, Victoria vs Arizona State (Aug 26, 2016)
6 (1- 5)	HOUSE, Cassie vs Houston Baptist (Sep 16, 2016 in Arlington, Texas)
6 (0- 6)	SPRAGG, Victoria vs Samford (Sep 17, 2016 in Arlington, Texas)
5 (2- 3)	SPRAGG, Victoria vs Western Carolina (Sep 03, 2016 in Tampa, Fla.)
5 (2- 3)	HOUSE, Cassie vs Wyoming (Oct 08, 2016)
5 (1- 4)	CLARK, J'Kaylee vs Fairfield (Aug 27, 2016)

2016 TEAM MATCH HIGHS

ATTACK PERCENT (K-E-TA)

.346 (72-17-159)	at UT Arlington (Sep 16, 2016)
.341 (40-12- 82)	vs Fairfield (Aug 27, 2016)
.301 (51-17-113)	at Air Force (Oct 22, 2016)
.290 (72-21-176)	vs UTEP (Sep 17, 2016 in Arlington, Texas)
.285 (63-18-158)	vs Samford (Sep 17, 2016 in Arlington, Texas)
.268 (34-12- 82)	vs Western Carolina (Sep 03, 2016 in Tampa, Fla.)
.248 (39-12-109)	vs Arkansas (Sep 08, 2016)
.235 (34-15- 81)	vs Abilene Christian (Aug 26, 2016)
.223 (56-21-157)	at USF (Sep 02, 2016)
.219 (59-25-155)	at San Jose State (Sep 29, 2016)

KILLS (K-E-TA)

72 (72-17-159) 4s	at UT Arlington (Sep 16, 2016)
72 (72-21-176) 5s	vs UTEP (Sep 17, 2016 in Arlington, Texas)
63 (63-18-158) 5s	vs Samford (Sep 17, 2016 in Arlington, Texas)
61 (61-29-163) 5s	vs Idaho (Aug 27, 2016)
59 (59-25-155) 5s	at San Jose State (Sep 29, 2016)
58 (58-26-159) 5s	vs Boise State (Sep 24, 2016)
56 (56-21-157) 4s	at USF (Sep 02, 2016)
55 (55-27-150) 4s	vs Arizona State (Aug 26, 2016)
51 (51-27-149) 4s	vs Stetson (Sep 02, 2016 in Tampa, Fla.)
51 (51-17-113) 3s	at Air Force (Oct 22, 2016)

KILLS 3-SETS (K-E-TA)

51 (51-17-113)	at Air Force (Oct 22, 2016)
40 (40-12- 82)	vs Fairfield (Aug 27, 2016)
34 (34-12- 82)	vs Western Carolina (Sep 03, 2016 in Tampa, Fla.)
34 (34-15- 81)	vs Abilene Christian (Aug 26, 2016)
34 (34-14- 95)	vs Air Force (Sep 22, 2016)

KILLS 4-SETS (K-E-TA)

72 (72-17-159)	at UT Arlington (Sep 16, 2016)
56 (56-21-157)	at USF (Sep 02, 2016)
55 (55-27-150)	vs Arizona State (Aug 26, 2016)
51 (51-27-149)	vs Stetson (Sep 02, 2016 in Tampa, Fla.)
50 (50-22-152)	at Utah State (Oct 13, 2016)

KILLS 5-SETS (K-E-TA)

72 (72-21-176)	vs UTEP (Sep 17, 2016 in Arlington, Texas)
63 (63-18-158)	vs Samford (Sep 17, 2016 in Arlington, Texas)
61 (61-29-163)	vs Idaho (Aug 27, 2016)
59 (59-25-155)	at San Jose State (Sep 29, 2016)
58 (58-26-159)	vs Boise State (Sep 24, 2016)

TOTAL ATTEMPTS (K-E-TA)

176 (72-21-176) 5s	vs UTEP (Sep 17, 2016 in Arlington, Texas)
163 (61-29-163) 5s	vs Idaho (Aug 27, 2016)
159 (72-17-159) 4s	at UT Arlington (Sep 16, 2016)
159 (58-26-159) 5s	vs Boise State (Sep 24, 2016)
158 (63-18-158) 5s	vs Samford (Sep 17, 2016 in Arlington, Texas)
157 (56-21-157) 4s	at USF (Sep 02, 2016)
155 (59-25-155) 5s	at San Jose State (Sep 29, 2016)
152 (50-22-152) 4s	at Utah State (Oct 13, 2016)
150 (55-27-150) 4s	vs Arizona State (Aug 26, 2016)
149 (51-27-149) 4s	vs Stetson (Sep 02, 2016 in Tampa, Fla.)

TOTAL ATTEMPTS 3-SETS (K-E-TA)

113 (51-17-113)	at Air Force (Oct 22, 2016)
103 (29-22-103)	vs Wyoming (Oct 08, 2016)
100 (31-20-100)	vs Nebraska (Sep 10, 2016)
95 (31-16- 95)	at Boise State (Oct 20, 2016)
95 (34-14- 95)	vs Air Force (Sep 22, 2016)

TOTAL ATTEMPTS 4-SETS (K-E-TA)

159 (72-17-159)	at UT Arlington (Sep 16, 2016)
157 (56-21-157)	at USF (Sep 02, 2016)
152 (50-22-152)	at Utah State (Oct 13, 2016)
150 (55-27-150)	vs Arizona State (Aug 26, 2016)
149 (51-27-149)	vs Stetson (Sep 02, 2016 in Tampa, Fla.)

TOTAL ATTEMPTS 5-SETS (K-E-TA)

176 (72-21-176)	vs UTEP (Sep 17, 2016 in Arlington, Texas)
163 (61-29-163)	vs Idaho (Aug 27, 2016)
159 (58-26-159)	vs Boise State (Sep 24, 2016)
158 (63-18-158)	vs Samford (Sep 17, 2016 in Arlington, Texas)
155 (59-25-155)	at San Jose State (Sep 29, 2016)

2016 TEAM MATCH HIGHS

ASSISTS

67 (4s)	at UT Arlington (Sep 16, 2016)
65 (5s)	vs UTEP (Sep 17, 2016 in Arlington, Texas)
58 (5s)	vs Idaho (Aug 27, 2016)
58 (5s)	vs Samford (Sep 17, 2016 in Arlington, Texas)
54 (5s)	vs Boise State (Sep 24, 2016)

ASSISTS 3-SETS

47	at Air Force (Oct 22, 2016)
38	vs Fairfield (Aug 27, 2016)
32	vs Air Force (Sep 22, 2016)
32	vs Western Carolina (Sep 03, 2016 in Tampa, Fla.)
31	at Boise State (Oct 20, 2016)

ASSISTS 4-SETS

67	at UT Arlington (Sep 16, 2016)
53	at USF (Sep 02, 2016)
51	vs Stetson (Sep 02, 2016 in Tampa, Fla.)
51	vs Arizona State (Aug 26, 2016)
45	vs UNLV (Oct 11, 2016)

ASSISTS 5-SETS

65	vs UTEP (Sep 17, 2016 in Arlington, Texas)
58	vs Idaho (Aug 27, 2016)
58	vs Samford (Sep 17, 2016 in Arlington, Texas)
54	vs Boise State (Sep 24, 2016)
52	at San Jose State (Sep 29, 2016)

DIGS

75 (4s)	at USF (Sep 02, 2016)
69 (4s)	at UT Arlington (Sep 16, 2016)
67 (5s)	vs Samford (Sep 17, 2016 in Arlington, Texas)
66 (4s)	vs Stetson (Sep 02, 2016 in Tampa, Fla.)
64 (5s)	vs Idaho (Aug 27, 2016)

DIGS 3-SETS

47	at Air Force (Oct 22, 2016)
46	at Boise State (Oct 20, 2016)
44	vs Western Carolina (Sep 03, 2016 in Tampa, Fla.)
40	vs Air Force (Sep 22, 2016)
38	vs Nebraska (Sep 10, 2016)

DIGS 4-SETS

75	at USF (Sep 02, 2016)
69	at UT Arlington (Sep 16, 2016)
66	vs Stetson (Sep 02, 2016 in Tampa, Fla.)
58	vs UNLV (Oct 11, 2016)
58	vs Arizona State (Aug 26, 2016)

DIGS 5-SETS

67	vs Samford (Sep 17, 2016 in Arlington, Texas)
64	vs Idaho (Aug 27, 2016)
62	vs Boise State (Sep 24, 2016)
56	vs UTEP (Sep 17, 2016 in Arlington, Texas)
53	at San Jose State (Sep 29, 2016)

ACES

12	vs Houston Baptist (Sep 16, 2016 in Arlington, Texas)
10	at San Jose State (Sep 29, 2016)
10	vs Colorado State (Oct 06, 2016)
9	vs UTEP (Sep 17, 2016 in Arlington, Texas)
8	vs Stetson (Sep 02, 2016 in Tampa, Fla.)

BLOCKS

14.0	vs Houston Baptist (Sep 16, 2016 in Arlington, Texas)
13.5	at San Jose State (Sep 29, 2016)
13.5	vs New Mexico State (Oct 16, 2016)
11.0	vs Arizona State (Aug 26, 2016)
11.0	vs Arkansas (Sep 08, 2016)
10.0	vs Samford (Sep 17, 2016 in Arlington, Texas)
9.0	vs Boise State (Sep 24, 2016)
9.0	vs Air Force (Sep 22, 2016)
9.0	vs Western Carolina (Sep 03, 2016 in Tampa, Fla.)
8.0	vs UNLV (Oct 11, 2016)

MATCH 1: NEW MEXICO 3, ABILENE CHRISTIAN 0

Aug. 26, 2016 • Albuquerque, N.M.



Volleyball Box Score 2016 New Mexico Volleyball

Abilene Christian vs New Mexico (Aug 26, 2016 at Albuquerque, N.M.)



#	Abilene Christian	S	Attack				Pct	Ast	Serve			RE	Dig	Block				BH	Pts
			K	E	TA	SA			SE	RE	BS			BA	BE				
4	Mercier, Lexi	3	3	3	8	.000	0	0	0	0	0	0	3	0	0	0	-		
7	Walker, Lauren	3	2	2	11	.000	0	1	2	0	0	0	5	1	0	0	-		
8	Smith, Jacey	3	6	8	26	-.077	0	1	0	1	2	0	1	0	0	0	-		
11	Bosse, Kendall	3	0	3	8	-.375	19	0	1	0	11	0	3	0	0	0	-		
12	Grandcolas, Corinne	3	5	3	12	.167	0	2	3	0	2	0	4	1	0	0	-		
18	LeSueur, Makenna	3	3	5	14	-.143	0	0	2	0	1	0	0	1	0	0	-		
3	Brown, Mikai	3	0	0	1	.000	0	0	0	2	1	0	0	0	0	0	-		
6	Drever, Lillian	2	0	0	0	.000	0	0	0	0	0	0	0	0	0	0	-		
10	Swanson, Dorothy	3	0	1	1	-1.000	0	0	0	1	1	0	0	0	0	0	-		
16	Chapa, Amanda	3	0	1	1	-1.000	0	0	1	1	9	0	0	0	0	0	-		
Totals		3	19	26	82	-.085	19	4	9	5	27	0	16	3	0	0	-		

Team Attack By Set

Set	K	E	TA	Pct
1	6	7	27	-.037
2	8	8	27	.000
3	5	11	28	-.214

TOTAL TEAM BLOCKS: 8.0

SET SCORES

1	2	3	Team Records:
Abilene Christian (0)	15	19	13
New Mexico (3)	25	25	25

#	New Mexico	S	Attack				Pct	Ast	Serve			RE	Dig	Block				BH	Pts
			K	E	TA				SA	SE	BE			BS	BA	BE	BH		
1	SOURS, Devanne	3	7	3	18	.222		1	0	1	0	3	0	2	0	0	0	-	
4	HEILBORN, Carson	3	2	0	4	.500		17	0	1	0	0	0	2	0	0	1	-	
5	WARREN, Julia	3	5	4	14	.071		1	1	0	1	13	0	1	0	0	0	-	
7	SPRAGG, Victoria	3	7	0	10	.700		0	1	3	0	2	1	1	0	0	0	-	
12	HOUSE, Cassie	3	10	7	20	.150		0	1	1	1	1	0	0	0	0	0	-	
21	CARRASCO, Mariessa	2	1	1	5	.000		0	0	0	0	0	0	3	0	0	0	-	
3	PACHECO, Mercedes	3	0	0	0	.000		0	0	0	0	3	0	0	0	0	0	-	
6	ASKEW, Allie	2	0	0	0	.000		0	0	0	0	2	0	0	0	0	0	-	
8	KELSEY, Ashley	2	0	0	0	.000		3	0	1	2	7	0	0	0	0	0	-	
10	TWITTY, Lauren	1	0	0	0	.000		0	0	0	0	0	0	0	0	0	0	-	
11	RUGLAND, Lise	2	0	0	0	.000		8	0	0	0	2	0	0	0	0	0	-	
14	MAYFIELD, Maddie	1	0	0	0	.000		0	2	0	0	0	0	0	0	0	0	-	
17	CLARK, J'Kaylee	1	1	0	4	.250		0	0	0	0	0	0	1	0	0	0	-	
18	DORAN, Marisa	1	1	0	6	.167		0	0	0	0	0	0	0	0	0	0	-	
Totals		3	34	15	81	.235		30	5	7	4	33	1	10	0	1	1	-	

Team Attack By Set

Set	K	E	TA	Pct
1	13	1	25	.480
2	12	8	29	.138
3	9	6	27	.111

TOTAL TEAM BLOCKS: 6.0

Site: Albuquerque, N.M. (Johnson Center)
Date: Aug 26, 2016 Attend: 742 Time: 1:20
Referees:
UNM Invitational

MATCH 2: NEW MEXICO 3, ARIZONA STATE 1

Aug. 26, 2016 • Albuquerque, N.M.



Volleyball Box Score 2016 New Mexico Volleyball

Arizona State vs New Mexico (Aug 26, 2016 at Albuquerque, N.M.)



#	Arizona State	S	Attack				Pct	Ast	Serve			RE	Dig	Block				BH	Pts
			K	E	TA				SA	SE	RE			BS	BA	BE			
3	McClendon, Maya	4	9	3	22	.273		2	0	2	2	8	0	0	0	0	0	-	
4	Pickrell, Kylie	4	1	4	10	-.300		43	3	1	0	9	0	2	0	0	0	-	
9	Koonts, Jasmine	4	5	1	14	.286		1	0	0	0	1	0	5	0	0	0	-	
18	Okaro, Oluoma	4	12	5	25	.280		0	1	3	0	5	1	1	2	0	0	-	
21	Jeremic, Ivana	4	6	2	20	.200		2	0	0	0	1	0	2	1	0	0	-	
22	Pickrell, Cassidy	4	12	9	42	.071		1	0	1	0	7	0	0	0	0	0	-	
1	Leffel, Courtney	2	0	0	0	.000		0	0	0	0	1	0	0	0	0	0	-	
13	Harker, Halle	4	0	1	1	-1.000		5	1	2	3	17	0	0	0	0	0	-	
14	MacLean, Lexi	3	12	3	28	.321		0	0	2	0	1	1	2	0	0	0	-	
15	Johnson, Halle	4	0	0	0	.000		2	0	0	1	5	0	0	0	0	0	-	
Totals		4	57	28	162	.179		56	5	11	6	55	2	12	3	0	0	-	

Team Attack By Set

Set	K	E	TA	Pct
1	13	8	29	.172
2	16	5	42	.262
3	14	7	44	.159
4	14	8	47	.128

TOTAL TEAM BLOCKS: 8.0

SET SCORES

1	2	3	4	Team Records:
Arizona State (1)	23	25	27	20
New Mexico (3)	25	21	29	25

#	New Mexico	S	Attack				Pct	Serve			RE	Dig	Block				BH	Pts
			K	E	TA	SA		SE	BS	BA			BE					
1	SOURS, Devanne	4	12	5	39	.179		2	0	1	0	10	0	2	0	0	-	
4	HEILBORN, Carson	4	2	2	10	.000		24	0	0	1	1	1	3	0	0	-	
5	WARREN, Julia	4	14	7	33	.212		0	2	0	3	8	1	1	0	0	-	
7	SPRAGG, Victoria	5	4	3	15	.067		0	2	2	0	0	0	7	2	0	-	
12	HOUSE, Cassie	4	17	5	38	.316		1	0	0	0	2	0	1	0	0	-	
21	CARRASCO, Mariessa	4	5	4	15	.067		0	0	0	0	1	2	0	0	0	-	
3	PACHECO, Mercedes	2	0	0	0	.000		0	0	0	1	0	0	0	0	0	-	
6	ASKEW, Allie	2	0	0	0	.000		0	0	0	0	1	0	0	0	0	-	
8	KELSEY, Ashley	4	0	0	0	.000		1	1	1	0	23	0	0	0	0	-	
11	RUGLAND, Lise	4	0	0	0	.000		23	1	1	0	9	0	0	0	0	-	
14	MAYFIELD, Maddie	3	0	0	0	.000		0	0	0	0	3	0	0	0	0	-	
Totals		4	55	27	150	.187		51	6	5	5	58	4	14	2	0	-	

Team Attack By Set

Set	K	E	TA	Pct
1	13	6	32	.219
2	11	7	40	.100
3	17	8	41	.220
4	14	6	37	.216

TOTAL TEAM BLOCKS: 11.0

Site: Albuquerque, N.M. (Johnson Center)
Date: Aug 26, 2016 Attend: 1851 Time: 2:23
Referees: Burt Fuller, Lisa Roberts
UNM Invitational

MATCH 3: IDAHO 3, NEW MEXICO 2

Aug. 27, 2016 • Albuquerque, N.M.



Volleyball Box Score 2016 New Mexico Volleyball

Idaho vs New Mexico (Aug 27, 2016 at Albuquerque, N.M.)



#	Idaho	S	Attack				Pct	Ast	Serve			RE	Dig	Block			BH	Pts
			K	E	TA	SA			SE	RE	BS			BA	BE			
5	Mathis, Haylee	5	8	1	15	.467	24	0	1	0	9	0	2	0	0	6	-	
7	Crawford, Torrin	5	2	0	6	.333	1	0	0	0	1	0	6	0	0	0	-	
8	Straw, Kaela	5	13	3	35	.286	0	0	0	1	1	0	2	0	0	1	-	
12	Eaton, Tara	5	1	0	1	1.000	1	3	1	2	8	0	0	0	0	0	-	
14	Ryter, DeVonne	5	8	4	17	.235	1	0	1	0	2	0	5	1	0	0	-	
20	Sharp, Sarah	5	16	7	54	.167	0	0	0	0	3	0	5	0	0	0	-	
1	Hopen, Delaney	1	0	0	0	.000	0	0	0	0	0	0	0	0	0	0	-	
3	Varney, Terra	5	0	0	0	.000	3	1	0	3	25	0	0	0	0	0	-	
4	Ramseyer, Megan	5	0	1	2	-.500	21	1	2	0	6	0	0	0	0	2	-	
9	Rupiper, Paige	1	1	0	3	.333	0	0	0	0	1	0	0	0	0	0	-	
10	Hobart, Klaree	5	0	1	1	-1.000	1	0	1	1	6	0	0	0	0	0	-	
17	Mau, Becca	5	7	4	22	.136	0	0	0	0	2	0	2	0	0	0	-	
Totals			56	21	156	.224	52	5	6	7	64	0	22	1	9	-	-	

MATCH 5: NEW MEXICO 3, STETSON 1

Sept. 2, 2016 • Tampa, Fla.



Volleyball Box Score 2016 New Mexico Volleyball

Stetson vs New Mexico (Sep 02, 2016 at Tampa, Fla.)



#	Stetson	S	Attack				Ast	Serve			Re	Block				BH	Pts
			K	E	TA	Pct		SA	SE	DE		BS	BA	BE			
3	LAKE, Roxy	4	0	0	2	.000	25	0	0	0	8	0	0	0	0	0.0	
4	FOSTER, McKenna	4	4	6	31	-.065	0	1	1	2	9	0	3	0	1	6.5	
11	CONNORS, Shelby	4	4	4	13	.000	3	1	1	0	3	0	8	1	1	9.0	
13	EILAND, Morgan	4	1	1	6	.000	0	0	0	0	0	0	4	0	0	3.0	
21	AKINS, Madison	4	18	5	41	.317	0	0	0	0	5	0	7	0	0	21.5	
23	DEISA, Eva	4	10	6	25	.160	0	0	0	3	13	0	2	0	0	11.0	
2	SALAZAR, Mariassa	4	0	0	1	.000	0	2	1	3	19	0	0	0	0	2.0	
5	REIVIK, Karmen	4	0	0	1	.000	14	0	4	0	1	0	0	0	0	0.0	
7	BEZHAN, Anna	4	7	2	19	.263	0	0	0	0	1	0	2	1	0	8.0	
Totals		4	44	24	139	-.144	42	4	7	8	59	0	26	2	2	61.0	

Team Attack By Set

Set	K	E	TA	Pct
1	10	5	29	.172
2	13	6	45	.156
3	12	3	34	.265
4	9	10	31	-.032

TOTAL TEAM BLOCKS: 13.0

SET SCORES

Stetson (1)
New Mexico (3)

1 2 3 4

25 25 21 16
19 27 25 25

Team Records:

0-4
4-1

#	New Mexico	Attack					Serve				Block					Pts
		S	K	E	TA	Pct	Ass	SA	SE	RE	Dig	BS	BA	BE	BH	
1	SOURS, Devanne	4	7	4	19	.158	1	0	0	1	9	0	0	0	0	7.0
4	HEILBORN, Carson	4	4	0	10	.400	38	1	0	0	4	1	2	0	1	7.0
5	WARREN, Julia	4	16	6	37	.270	1	2	2	3	11	0	2	0	0	19.0
12	HOUSE, Cassie	4	12	7	37	.135	2	1	3	0	6	0	1	0	0	13.5
17	CLARK, J'Kaylee	1	0	2	5	-.400	0	0	0	0	0	0	1	0	0	0.5
21	CARRASCO, Mariessa	4	9	3	19	.316	1	1	3	0	3	0	3	0	0	11.5
3	PACHECO, Mercedes	4	0	0	0	.000	0	1	0	0	4	0	0	0	0	1.0
6	ASKEW, Allie	2	0	0	0	.000	0	1	0	0	1	0	0	0	0	1.0
7	SPRAGG, Victoria	3	2	2	14	.000	0	0	0	0	0	0	3	0	0	3.5
8	KELSEY, Ashley	4	0	0	0	.000	4	1	1	0	24	0	0	0	0	1.0
10	TWITTY, Lauren	1	1	3	6	-.333	0	0	0	0	0	0	0	0	0	1.0
11	RUGLAND, Lise	1	0	0	0	.000	4	0	0	0	0	0	1	0	0	0.5
14	MAYFIELD, Maddie	3	0	0	0	.000	0	0	1	0	4	0	0	0	0	0.0
18	DORAN, Marisa	1	0	0	2	.000	0	0	0	0	0	0	1	0	0	0.5
Totals		4	51	27	149	-.161	51	8	10	4	66	1	14	0	2	67.0

Team Attack By Set

Set	K	E	TA	Pct
1	10	11	38	-.026
2	15	9	43	.140
3	16	4	36	.333
4	10	3	32	.219

TOTAL TEAM BLOCKS: 8.0

Site: Tampa, Fla. (USF Sun Dome)

Date: Sep 02, 2016 Attend: 50 Time: 2:30

Referees: Michael Gale, Sue Wainio-Oato
2016 USF Invitational

MATCH 6: SOUTH FLORIDA 3, NEW MEXICO 1

Sept. 2, 2016 • Tampa, Fla.



Volleyball Box Score 2016 New Mexico Volleyball

New Mexico vs USF (Sep 02, 2016 at Tampa, Fla.)



#	New Mexico	S	Attack				Pct	Serve			Block				BH	Pts
			K	E	TA	Ass		SA	SE	RE	Dig	BS	BA	BE		
1	SOURS, Devanne	4	14	5	36	.250	3	0	3	1	11	0	1	0	0	14.5
4	HEILBORN, Carson	4	9	0	12	.750	42	0	0	0	12	0	0	0	0	9.0
5	WARREN, Julia	4	10	5	35	.143	3	1	2	3	17	0	1	0	0	11.5
7	SPRAGG, Victoria	4	2	2	16	.000	0	0	0	0	0	2	2	1	0	5.0
12	HOUSE, Cassie	1	2	2	6	.000	0	0	0	0	1	0	0	0	0	2.0
21	CARRASCO, Mariessa	4	1	3	11	-.182	1	0	1	1	1	0	2	1	0	2.0
3	PACHECO, Mercedes	4	0	0	0	.000	1	0	1	0	7	0	0	0	0	0.0
6	ASKEW, Allie	4	0	0	0	.000	0	0	0	0	3	0	0	0	0	0.0
8	KELSEY, Ashley	4	0	0	0	.000	3	0	1	1	19	0	0	0	0	0.0
10	TWITTY, Lauren	4	14	4	37	.270	0	0	0	0	2	0	2	0	0	15.0
14	MAYFIELD, Maddie	3	0	0	0	.000	0	0	0	0	2	0	0	0	0	0.0
17	CLARK, J'Kaylee	2	4	0	4	1.000	0	0	0	0	0	0	0	0	0	4.0
Totals		4	56	21	157	.223	53	1	8	6	75	2	8	2	0	63.0

Team Attack By Set

Set	K	E	TA	Pct
1	14	7	44	.159
2	17	2	44	.341
3	16	6	40	.250
4	9	6	29	.103

SET SCORES

New Mexico (1)
USF (3)

1 2 3 4

22 25 22 17
25 23 25 25

Team Records:

4-2
5-0

TOTAL TEAM BLOCKS: 6.0

#	USF	Attack					Serve					Block					Pts
		S	K	E	TA	Pct	Ass	SA	SE	RE	Dig	BS	BA	BE	BH		
1	PAYNE, Clara	4	8	2	17	.353	1	2	2	0	5	0	4	1	0	12.0	
3	BELCHER, Denise	4	16	4	44	.273	1	1	2	1	13	0	4	0	0	19.0	
6	HOLLAND, Joli	4	5	3	12	.167	0	1	1	0	2	0	2	2	0	7.0	
11	HAMPTON, Dakota	4	19	2	53	.321	0	2	1	0	7	0	1	0	0	21.5	
15	PANICK, Elyse	4	12	7	28	.179	1	0	2	0	15	1	1	1	0	13.5	
19	MENDOZA, Alex	4	2	0	7	.286	55	0	2	0	11	0	0	0	0	2.0	
4	VAN SANT, Amy	4	0	0	0	.000	2	0	0	0	21	0	0	0	0	0.0	
Totals		4	62	18	161	.273	60	6	10	1	74	1	12	4	0	75.0	

Team Attack By Set

Set	K	E	TA	Pct
1	14	5	44	.205
2	18	5	47	.277
3	16	5	39	.282
4	14	3	31	.355

TOTAL TEAM BLOCKS: 7.0

Site: Tampa, Fla. (USF Sun Dome)

Date: Sep 02, 2016 Attend: 507 Time: 2:00

Referees: James Fales, Michael Gale
2016 USF Invitational

MATCH 7: NEW MEXICO 3, WESTERN CAROLINA 0

Sept. 3, 2016 • Tampa, Fla.



Volleyball Box Score 2016 New Mexico Volleyball

Western Carolina vs New Mexico (Sep 03, 2016 at Tampa, Fla.)



#	Western Carolina	S	K	Attack			Pct	Ast	Serve			RE	Dig	Block			BH	Pts
				E	TA				SA	SE	BS			BA	BE			
7	Alyssa Zupan	3	6	1	14	.357	0	0	1	0	0	0	1	0	0	6.5		
10	Gabby Edmondson	3	2	4	24	-.083	0	0	2	1	6	0	0	0	1	2.0		
14	Katie O'Connor	3	4	2	11	.182	0	0	0	0	1	0	3	0	0	5.5		
17	Abigail Veit	3	4	5	25	-.040	0	0	2	0	5	0	2	0	0	5.0		
20	Jo-Leigh VerVelde	2	1	1	4	.000	13	0	1	0	3	0	1	0	0	1.5		
21	Aleah Keaton	2	1	3	9	-.222	0	0	0	0	0	0	1	0	0	1.5		
1	Kaycey Cermin	1	1	0	2	.500	0	0	0	0	2	0	0	0	0	1.0		
2	Meagan Sanchez	3	0	0	0	.000	0	0	0	2	11	0	0	0	0	0.0		
11	Dakota Hawkins	3	0	0	0	.000	4	0	2	0	2	0	0	0	2	0.0		
12	Lauren Saxby	1	1	0	1	1.000	0	0	0	0	0	0	0	0	0	1.0		
16	Reeve Reinsborough	3	0	0	1	.000	0	0	0	1	2	0	0	0	0	0.0		
18	Moea Osbey	2	0	2	4	-.500	0	0	1	1	1	0	0	0	0	0.0		
	Team										1							
	Totals	3	20	18	95	.021	18	0	9	6	33	0	8	0	3	24.0		

Team Attack By Set

Set	K	E	TA	Pct
1	12	3	33	.273
2	3	11	40	-.200
3	5	4	22	.045

TOTAL TEAM BLOCKS: 4.0

SET SCORES

Western Carolina (0)
New Mexico (3)

1 2 3

17 12 6
25 25 25

Team Records:

3-4
5-2

#	New Mexico	S	Attack				Serve				Block						Pts
			K	E	TA	Pct	Ast	SA	SE	RE	Dig	BS	BA	BE	BH		
1	SOURS, Devanne	3	5	5	15	.000	1	0	0	0	7	1	1	0	0	6.5	
4	HEILBORN, Carson	3	1	0	4	.250	22	0	0	0	2	1	1	0	2	2.5	
5	WARREN, Julia	3	4	4	20	.000	0	2	0	0	11	0	2	1	0	7.0	
7	SPRAGG, Victoria	3	8	0	11	.727	0	0	0	0	0	2	3	0	0	11.5	
12	HOUSE, Cassie	3	10	0	16	.625	0	0	0	0	2	0	1	1	0	10.5	
21	CARRASCO, Mariessa	3	1	0	5	.200	0	0	0	0	1	0	2	0	0	2.0	
3	PACHECO, Mercedes	3	0	0	0	.000	0	1	0	0	3	0	0	0	0	1.0	
6	ASKEW, Allie	1	0	0	0	.000	0	0	0	0	0	0	0	0	0	0.0	
8	KELLY, Ashley	3	0	0	0	.000	3	1	0	1	14	0	0	0	0	3.0	
10	TWITTY, Lauren	1	3	1	4	.500	0	0	0	0	1	0	0	0	0	0.0	
11	RUGLAND, Lise	2	0	1	2	.500	6	0	0	0	0	0	0	0	0	0.0	
14	MAYFIELD, Maddie	2	0	0	0	.000	0	0	0	0	0	0	0	0	0	0.0	
18	DORAN, Marisa	1	2	1	5	.200	0	0	0	0	3	0	0	0	0	2.0	
Totals			34	12	82	.268	32	6	1	0	44	4	10	2	2	49.0	

MATCH 9: NO. 1 NEBRASKA 3, NEW MEXICO 0

Sept. 10, 2016 • Albuquerque, N.M. • WisePies Arena



Volleyball Box Score 2016 New Mexico Volleyball

#1 Nebraska vs New Mexico (Sep 10, 2016 at Albuquerque, N.M.)



#	Nebraska	S	K	E	TA	Pct	Ass	Serve	SA	SE	RE	Dig	BS	BA	BE	BH	Pts
2	Foecke, Mikaela	3	8	3	25	.200	0	1	2	0	0	3	0	0	1	0	9.0
3	Hunter, Kelly	3	4	0	5	.800	39	1	3	0	0	7	0	4	0	1	7.0
5	Rolfzen, Amber	3	8	0	12	.667	0	0	1	0	0	0	0	3	0	0	9.5
6	Rolfzen, Kadie	3	9	5	22	.182	2	1	2	0	0	16	0	2	0	0	11.0
9	Malloy, Andie	3	14	4	26	.385	0	0	0	0	0	2	0	2	0	0	15.0
13	Holman, Briana	3	5	2	14	.214	0	0	0	0	0	0	1	5	1	0	8.5
4	Wong-Orantes, J	3	0	0	0	.000	0	1	0	0	0	6	0	0	0	0	1.0
7	Townsend, Sydney	3	0	0	0	.000	0	1	0	0	0	0	0	0	0	0	1.0
11	Maloney, Kenzie	3	0	0	0	.000	2	0	0	0	0	4	0	0	0	0	0.0
17	Albrecht, Annika	3	0	1	2	-.500	3	0	0	1	5	0	0	0	0	0	0.0
Totals		3	48	15	106	.311	46	5	8	1	43	1	16	2	1		62.0

Team Attack By Set

Set	K	E	TA	Pct
1	18	5	35	.371
2	15	8	48	.146
3	15	2	23	.565

SET SCORES

Nebraska (3)	25	25	25
New Mexico (0)	22	20	14

TOTAL TEAM BLOCKS: 9.0

Team Records:

1	2	3
25	25	25
22	20	14

#	New Mexico	S	K	E	TA	Pct	Ass	Serve	SA	SE	RE	Dig	BS	BA	BE	BH	Pts
1	SOURS, Devanne	3	2	3	16	-.062	0	0	0	0	0	4	0	1	0	0	2.5
4	HEILBORN, Carson	3	1	1	8	.000	24	0	1	0	0	5	0	0	0	0	1.0
5	WARREN, Julia	3	9	4	24	.208	1	1	0	0	0	9	0	0	0	0	10.0
7	SPRAGG, Victoria	3	5	4	13	.077	0	0	0	0	0	0	1	1	0	0	6.5
12	HOUSE, Cassie	3	12	6	31	.194	0	0	0	0	0	2	0	3	0	0	13.5
21	CARRASCO, Mariessa	3	2	2	8	.000	0	0	1	0	0	0	0	3	0	0	3.5
3	PACHECO, Mercedes	3	0	0	0	.000	0	0	0	1	3	0	0	0	0	0	0.0
6	ASKEW, Allie	3	0	0	0	.000	0	0	0	0	0	0	0	0	0	0	0.0
8	KELSEY, Ashley	3	0	0	0	.000	2	0	0	2	10	0	0	0	0	0	0.0
11	RUGLAND, Lise	2	0	0	0	.000	2	0	0	0	1	0	0	0	0	0	0.0
14	MAYFIELD, Maddie	3	0	0	0	.000	0	0	0	0	0	4	0	0	0	0	0.0
Totals		3	31	20	100	.110	29	1	2	5	38	1	8	0	0		37.0

Team Attack By Set

Set	K	E	TA	Pct
1	14	4	32	.312
2	8	7	34	.029
3	9	9	34	.000

Site: Albuquerque, N.M. (WisePies Arena)

Date: Sep 10, 2016 Attend: 4473 Time: 1:32

Referees: John Martin, Lisa Roberts

Lobo Classic

TOTAL TEAM BLOCKS: 5.0

MATCH 10: NEW MEXICO 3, HOUSTON BAPTIST 1

Sept. 16, 2016 • Arlington, Texas



Volleyball Box Score 2016 New Mexico Volleyball

Houston Baptist vs New Mexico (Sep 16, 2016 at Arlington, Texas)



#	Houston Baptist	S	K	E	TA	Pct	Ass	Serve	SA	SE	RE	Dig	BS	BA	BE	BH	Pts
2	Angeles, Rachel	4	0	0	0	.000	2	1	2	1	5	0	0	0	0	0	1.0
4	Fox, Laura	4	1	3	8	-.250	0	0	0	0	0	0	0	4	2	0	3.0
5	Fuchs, Melissa	4	10	11	33	-.030	2	0	1	6	9	0	2	1	0	0	11.0
9	Banks, Bailey	4	20	10	43	.233	2	1	1	1	10	0	1	0	0	0	21.5
12	Gillard, Blair	4	7	3	17	.235	0	0	0	0	0	0	0	2	0	0	8.0
14	Armer, Kayla	4	5	2	10	.300	34	0	4	0	8	0	2	0	0	1	6.0
1	Vann, Ashlee	4	9	5	23	.174	1	0	0	0	6	0	1	0	0	0	9.5
3	Erickson, Hailey	4	0	0	0	.000	5	0	3	3	17	0	0	0	0	0	0.0
6	Lewis, Hannah	4	0	0	0	.000	2	2	2	0	4	0	0	0	0	0	2.0
10	O'Brien, Madison	1	0	0	0	.000	0	0	0	0	0	0	0	0	0	0	0.0
Team																	
Totals		4	52	34	134	.134	48	4	13	12	59	0	12	3	1		62.0

Team Attack By Set

Set	K	E	TA	Pct
1	16	5	30	.367
2	12	7	32	.156
3	13	10	37	.081
4	11	12	35	-.029

TOTAL TEAM BLOCKS: 6.0

SET SCORES

Houston Baptist (1)	25	16	25	19
New Mexico (3)	21	25	27	25

TOTAL TEAM BLOCKS: 6.0

Team Records: 8-5
7-3

#	New Mexico	S	K	E	TA	Pct	Ass	Serve	SA	SE	RE	Dig	BS	BA	BE	BH	Pts
1	SOURS, Devanne	4	6	3	30	.100	0	1	2	0	3	0	2	0	0	0	8.0
4	HEILBORN, Carson	4	2	1	6	.167	28	2	1	0	6	0	3	0	0	0	5.5
5	WARREN, Julia	4	9	2	27	.259	1	3	2	0	12	0	2	0	0	1	13.0
7	SPRAGG, Victoria	4	4	2	13	.154	0	0	0	0	0	0	0	0	0	0	8.5
12	HOUSE, Cassie	4	11	4	28	.250	0	1	2	0	3	1	5	0	0	0	15.5
21	CARRASCO, Mariessa	4	3	5	15	-.133	0	1	1	0	0	1	3	0	0	0	6.5
2	LEO, Jessica	1	0	0	0	.000	0	0	0	0	0	0	0	0	0	0	0.0
3	PACHECO, Mercedes	3	0	0	0	.000	0	0	0	1	1	0	0	0	0	0	0.0
6	ASKEW, Allie	4	0	0	0	.000	0	1	0	0	1	0	0	0	0	0	1.0
8	KELSEY, Ashley	4	0	0	0	.000	4	3	3	2	10	0	0	0	0	0	3.0
10	TWITTY, Lauren	1	1	0	1	1.000	0	0	0	0	0	0	0	0	0	0	1.0
11	RUGLAND, Lise	1	0	0	0	.000	0	0	0	0	0	0	0	0	0	0	0.0
14	MAYFIELD, Maddie	4	0	0	0	.000	1	0	0	1	2	0	0	0	0	0	0.0
18	DORAN, Marisa	1	0	0	1	.000	0	0	0	0	0	0	0	0	0	0	0.0
Totals		4	36	17	121	.157	34	12	11	4	38	2	24	0	1		62.0

Team Attack By Set

Set	K	E	TA	Pct
1	11	4	32	.219
2	9	4	25	.200
3	11	7	39	.103
4	5	2	25	.120

TOTAL TEAM BLOCKS: 14.0

Site: Arlington, Texas (College Park Center)

Date: Sep 16, 2016 Attend: Time: 1:54

Referees: Ted Lopez, Steve Robb

MATCH 11: NEW MEXICO 3, UT ARLINGTON 1

Sept. 16, 2016 • Arlington, Texas



Volleyball Box Score 2016 New Mexico Volleyball

New Mexico vs UT Arlington (Sep 16, 2016 at Arlington, Texas)



#	New Mexico	S	K	E	TA	Pct	Ass	Serve	SA	SE	RE	Dig	BS	BA	BE	BH	Pts
1	SOURS, Devanne	4	16	7	37	.243	0	0	3	0	5	0	2	0	0	0	17.0
4	HEILBORN, Carson	4	5	0	16	.312	57	1	0	0	7	0	1	0	0	0	6.5
5	WARREN, Julia	4	16	3	43	.302	3	0	1	2	12	0	1	0	0	0	16.5
7	SPRAGG, Victoria	4	10	1	19	.474	0	0	0	0	0	1	0	3	1	0	11.5
12	HOUSE, Cassie	4	21	5	35	.457	2	1	2	0	6	0	1	1	0	0	22.5
21	CARRASCO, Mariessa	4	3	1	8	.250	0	0	1	0	0	0	2	2	0	0	4.0
3	PACHECO, Mercedes	3	0	0	0	.000	0	0	0	0	5	0	0	0	0	0	0.0
6	ASKEW, Allie	4	0	0	0	.000	0	0	0	0	1	0	0	0	0	0	0.0
8	KELSEY, Ashley	4	1	0	1	1.000	5	0	3	1	27	0	0	0	0	1	1.0
14	MAYFIELD, Maddie	4	0	0	0	.000	0	0	0	0	5	0	0	0	0	0	0.0
Totals		4	72	17	159	.346	67	2	10	3	69	0	10	4	1		79.0

Team Attack By Set

Set	K	E	TA	Pct
1	18	3	40	.375
2	18	2	33	.485
3	16	5	43	.256
4	20	7	43	.302

SET SCORES

New Mexico (3)	25	25	22	28
UT Arlington (1)	21	15	25	26

TOTAL TEAM BLOCKS: 5.0

Team Records:

1	2	3	4
25	25	22	28
21	15	25	26

#	UT Arlington	S	Attack				Serve				Block						Pts
			K	E	TA	Pct	Ast	SA	SE	RE	Dig	BS	BA	BE	BH		
5	Ingram, Marisah	4	13	6	29	.241	0	0	0	0	3	1	2	0	0	0	15.0
6	Canete, Qiana	4	11	6	39	.128	1	0	2	0	20	0	0	0	0	0	11.0
7	Wheeler, Cassidy	4	0	0	1	.000	29	1	1	0	6	1	0	1	0	0	2.0
11	Granger, Kaitlyn	4	12	5	38	.184	0	2	1	0	1	0	1	0	1	0	14.5
12	Geathers, Zhanelle	4	12	3	24	.375	0	0	0	0	2	0	2	0	0	0	13.0
19	Nwabuko, Jessica	4	0	0	8	.000	2	0	0	0	0	0	2	2	1	0	1.0
1	Schwettmann, Claire	4	2	0	3	.667	17	0	1	0	6	0	0	0	0	0	2.0
4	Vickers, Libbie	4	0	1	1	-1.000	0	0	0	1	6	0	0	0	0	0	0.0
9	St. Germain, Madelyn	2	0	0	0	.000	0	0	0	0	0	0	0	0	0	0	0.0
5	McConnell, Madison	4	5	0	10	.500	0	0	0	0	2	0	1	0	0	0	5.5
17	Murata, Taylor	4	0	0	0	.000	2	0	0	1	21	0	0	0	0	0	0.0
Totals		4	55	21	153	.222	51	3	5	2	67	2	8	3	0	0	64.0

MATCH 13: NEW MEXICO 3, UTEP 2

Sept. 17, 2016 • Arlington, Texas



Volleyball Box Score 2016 New Mexico Volleyball

UTEP vs New Mexico (Sep 17, 2016 at Arlington, Texas)



#	UTEP	S	Attack			Pct	Ast	Serve			RE	Dig	Block			BH	Pts
			K	E	TA			SA	SE	RE			BS	BA	BE		
4	CEBAK, Niki	5	0	0	0	.000	0	0	0	3	4	0	0	0	0	0	0.0
6	WINTER, Tatum	5	6	2	15	.267	1	0	1	0	1	1	3	0	0	0	8.5
8	KING, Amanda	5	0	0	0	.000	18	1	0	0	9	0	0	0	0	3	1.0
12	AUSTIN, Macey	5	15	8	36	.194	0	0	0	0	2	1	2	0	0	0	17.0
16	LARSON, Lindsey	5	7	2	14	.357	28	0	1	0	8	0	3	0	0	1	8.5
18	BAUMGARTNER, Kylie	5	5	4	16	.062	0	0	0	1	1	0	5	1	0	0	7.5
2	VIDALI, Ali	3	8	1	20	.350	0	0	0	0	3	0	2	0	0	0	9.0
7	VILLA, Sarah	5	0	0	0	.000	6	1	0	1	28	0	0	0	0	0	1.0
10	ARELLANO, Briana	5	3	0	6	.500	0	0	2	3	14	0	0	0	0	0	3.0
17	GRZEBENIAK, Ashley	2	3	3	15	.000	0	0	1	0	2	0	0	0	0	0	3.0
20	MORGAN, Maddie	5	8	3	24	.208	0	0	0	0	2	0	1	0	0	0	8.5
Team																	
Totals		5	55	23	146	.219	53	2	5	9	74	2	16	1	4	67.0	

Team Attack By Set

Set	K	E	TA	Pct
1	9	5	28	.143
2	10	5	30	.167
3	19	4	43	.349
4	14	4	29	.345
5	3	5	16	-.125

SET SCORES

UTEP (2)
New Mexico (3)

TOTAL TEAM BLOCKS: 10.0

Team Records:
14 21 28 25 7 2-9
25 25 26 23 15 9-4

#	New Mexico	S	Attack			Pct	Ast	Serve			RE	Dig	Block			BH	Pts
			K	E	TA			SA	SE	RE			BS	BA	BE		
1	SOURS, Devanne	5	22	10	57	.211	3	2	4	0	9	0	0	0	0	0	24.0
4	HEILBORN, Carson	4	5	0	11	.455	45	0	0	0	4	0	3	0	0	1	6.5
7	SPRAGG, Victoria	5	13	1	23	.522	0	0	0	0	0	0	3	0	0	0	14.5
10	TWITTY, Lauren	4	11	1	23	.435	0	4	3	1	11	0	3	0	0	0	16.5
12	HOUSE, Cassie	5	9	5	33	.121	0	0	1	0	1	0	1	0	0	0	9.5
21	CARRASCO, Mariessa	4	6	2	11	.364	0	1	0	0	0	0	3	1	0	0	8.5
2	LEO, Jessica	1	0	0	0	.000	0	0	1	0	0	0	0	0	0	0	0.0
5	WARREN, Julia	5	4	2	8	.250	0	0	2	1	7	0	0	0	1	0	4.0
6	ASKEW, Allie	5	0	0	0	.000	0	0	1	0	2	0	0	0	0	0	0.0
8	KELSEY, Ashley	5	0	0	0	.000	6	1	1	0	14	0	0	0	0	1	1.0
9	CISAR, Jane	1	0	0	1	.000	0	0	0	0	0	0	1	0	0	0	0.5
11	RUGLAND, Lise	1	1	0	1	1.000	10	0	0	0	4	0	0	0	0	0	1.0
14	MAYFIELD, Maddie	2	0	0	0	.000	1	0	1	0	2	0	0	0	0	0	0.0
18	DORAN, Marisa	1	1	0	8	.125	0	1	0	0	2	0	0	0	1	0	2.0
Totals		5	72	21	176	.290	65	9	14	2	56	0	14	3	2	88.0	

Team Attack By Set

Set	K	E	TA	Pct
1	16	3	32	.406
2	18	6	43	.279
3	13	3	43	.233
4	17	6	40	.275
5	8	3	18	.278

Site: Arlington, Texas (College Park Center)
Date: Sep 17, 2016 Attend: Time: 1:58
Referees: Julie Voock, Michael DiNardo

TOTAL TEAM BLOCKS: 7.0

MATCH 14: NEW MEXICO 3, AIR FORCE 0

Sept. 22, 2016 • Albuquerque, N.M.



Volleyball Box Score 2016 New Mexico Volleyball

Air Force vs New Mexico (Sep 22, 2016 at Albuquerque, N.M.)



#	Air Force	S	Attack			Pct	Ast	Serve			RE	Dig	Block			BH	Pts
			K	E	TA			SA	SE	RE			BS	BA	BE		
2	HELLMAN, Sarah	3	1	0	9	.111	26	0	1	0	6	0	2	0	0	1	2.0
4	WALKER, Bianca	2	1	2	3	-.333	0	0	0	0	0	0	0	1	0	0	1.5
5	BANYAI, Savannah	3	6	6	17	.000	1	0	3	0	6	0	0	1	0	0	6.0
12	MIKSCH, Abigail	3	14	7	45	.156	0	0	0	0	1	0	1	0	1	0	14.5
19	SSOZI, Denise	3	0	0	1	.000	1	0	2	2	11	0	0	0	0	0	0.0
20	PENNINGTON, Elizabeth	3	8	5	29	.103	0	1	1	0	1	0	0	0	0	0	9.0
3	HELDT, Lauren	3	1	3	7	-.286	0	0	0	0	2	0	2	0	1	0	2.0
6	BOSWELL, Julia	3	0	0	0	.000	0	0	1	2	6	0	0	0	0	0	0.0
7	VANECEK, Alina	1	1	1	2	.000	0	0	0	0	2	0	0	0	0	0	1.0
8	DURRENCE, Olivia	3	1	1	3	.000	0	0	0	0	0	0	0	0	0	0	1.0
9	MOSLEY, Ariana	2	0	0	0	.000	0	0	0	0	3	0	0	0	0	0	0.0
15	CONLAN, Shanleigh	2	0	0	0	.000	0	0	0	0	2	0	0	0	0	0	0.0
Team																	
Totals		3	33	25	116	.069	28	1	8	5	40	0	6	3	1	37.0	

Team Attack By Set

Set	K	E	TA	Pct
1	11	8	41	.073
2	9	9	32	.000
3	13	8	43	.116

SET SCORES

Air Force (0)
New Mexico (3)

TOTAL TEAM BLOCKS: 3.0

Team Records:
19 15 20 9-5, 0-1 MW
25 25 25 10-4, 1-0 MW

#	New Mexico	S	Attack			Pct	Ast	Serve			RE	Dig	Block			BH	Pts
			K	E	TA			SA	SE	RE			BS	BA	BE		
1	SOURS, Devanne	3	6	0	17	.353	0	1	1	1	8	0	1	0	0	0	7.5
4	HEILBORN, Carson	3	4	1	11	.273	27	0	0	0	3	0	2	1	0	1	5.0
7	SPRAGG, Victoria	3	4	1	7	.429	0	0	0	0	1	2	1	0	0	0	6.5
10	TWITTY, Lauren	3	4	2	13	.154	1	1	1	0	6	0	2	1	0	0	6.0
12	HOUSE, Cassie	3	13	7	32	.188	0	2	1	0	2	0	1	0	0	0	15.5
21	CARRASCO, Mariessa	3	3	0	11	.273	0	0	0	0	0	1	4	0	0	0	6.0
2	LEO, Jessica	2	0	0	0	.000	0	0	0	0	4	0	0	0	0	0	0.0
3	PACHECO, Mercedes	2	0	0	0	.000	0	0	0	0	0	0	0	0	0	0	0.0
6	ASKEW, Allie	3	0	0	1	.000	0	1	0	0	0	0	0	0	0	0	1.0
8	KELSEY, Ashley	3	0	1	1	-.000	3	0	1	0	12	0	0	0	0	0	0.0
14	MAYFIELD, Maddie	3	0	0	0	.000	1	0	0	0	4	0	0	0	0	0	0.0
18	DORAN, Marisa	1	0	2	2	-.000	0	0	0	0	0	0	1	0	0	0	0.0
Totals		3	34	14	95	.211	32	5	4	1	40	3	12	2	1	48.0	

Team Attack By Set

Set	K	E	TA	Pct
1	11	5	36	.167
2	14	2	27	.444
3	9	7	32	.062

Site: Albuquerque, N.M. (Johnson Center)
Date: Sep 22, 2016 Attend: 1028 Time: 1:23
Referees: Burt Fuller, Lisa Roberts

TOTAL TEAM BLOCKS: 9.0

MATCH 15: BOISE STATE 3, NEW MEXICO 2

Sept. 24, 2016 • Albuquerque, N.M.



Volleyball Box Score 2016 New Mexico Volleyball

Boise State vs New Mexico (Sep 24, 2016 at Albuquerque, N.M.)



#	Boise State	S	Attack				Ast	Serve			RE	Dig	Block			BH	Pts
			K	E	TA	Pct		SA	SE	BE			BS	BA	BE		
1	ROBERTS, Sabryn	5	17	7	44	.227	1	0	0	1	2	1	1	0	0	0	18.5
4	OLIVER, Kaitlyn	5	9	2	24	.292	0	0	0	0	0	4	0	1	0	0	13.0
6	HAYES, Laney	5	1	0	5	.200	0	0	0	0	0	1	3	5	0	0	3.5
12	BULDA, Jaymee-Lee	5	1	2	7	-.143	49	0	0	0	8	0	0	0	0	1	1.0
15	NOBLEY, Sierra	5	21	10	51	.216	1	0	1	1	16	2	0	0	0	0	23.0
19	O'DONNELL, Maddy	5	10	5	23	.217	0	2	2	0	14	2	2	1	0	0	15.0
5	SULLIVAN, Emily	5	0	0	0	.000	0	4	1	1	7	0	0	0	0	0	4.0
8	SIMON, Maddie	5	0	0	0	.000	0	1	1	0	1	0	0	0	0	0	1.0
13	SIMON, Cassedi	1	0	0	0	.000	2	0	0	0	1	0	0	0	0	0	0.0
17	OSBURN, Maddy	5	0	0	1	-.500	3	2	0	0	1	15	0	0	0	0	2.0
Totals		5	59	27	156	.205	56	9	5	4	64	10	6	7	1	0	81.0
Team Attack By Set											TOTAL TEAM BLOCKS: 13.0						

MATCH 17: FRESNO STATE 3, NEW MEXICO 0

Oct. 1, 2016 • Fresno, Calif.



Volleyball Box Score 2016 New Mexico Volleyball

New Mexico vs Fresno State (Oct 01, 2016 at Fresno, Calif.)



#	New Mexico	S	Attack			Pct	Ast	Serve			RE	Dig	Block			BH	Pts
			K	E	TA			SA	SE	RE			BS	BA	BE		
1	SOURS, Devanne	3	8	4	24	.167	0	2	1	3	3	0	0	0	0	0	10.0
4	HEILBORN, Carson	2	1	0	1	1.000	2	0	0	0	0	0	2	0	0	0	2.0
7	SPRAGG, Victoria	3	3	1	7	.286	0	0	0	0	0	0	4	0	0	0	5.0
12	HOUSE, Cassie	3	10	7	25	.120	0	0	0	0	1	1	1	1	0	0	11.5
18	DORAN, Marisa	3	4	3	14	.071	1	1	2	1	1	0	2	0	0	0	6.0
21	CARRASCO, Mariessa	3	2	1	5	.200	0	0	0	0	0	0	2	0	0	0	3.0
3	PACHECO, Mercedes	3	0	0	1	.000	0	0	0	1	2	0	0	0	0	0	0.0
5	WARREN, Julia	3	0	0	0	.000	0	1	2	0	1	0	0	0	0	0	1.0
8	KELSEY, Ashley	3	0	0	1	.000	2	0	0	0	6	0	0	0	0	0	0.0
11	RUGLAND, Lise	3	1	0	2	.500	20	1	0	0	1	0	1	0	0	0	2.5
14	MAYFIELD, Maddie	2	0	0	0	.000	0	0	0	1	0	0	0	0	0	0	0.0
Team																	
Totals		3	29	16	80	.162	25	5	5	8	15	1	12	0	0	0	41.0

Team Attack By Set

Set	K	E	TA	Pct
1	9	3	23	.261
2	12	7	29	.172
3	8	6	28	.071

SET SCORES

New Mexico (0)
Fresno State (3)

TOTAL TEAM BLOCKS: 7.0

Team Records:
10-7, 1-3 MW
10-5, 1-3 MW

#	Fresno State	S	Attack			Pct	Ast	Serve			RE	Dig	Block			BH	Pts
			K	E	TA			SA	SE	RE			BS	BA	BE		
2	TORRES, Lauren	3	7	2	9	.556	0	0	0	0	0	0	4	0	0	0	9.0
3	COATES, Aleisha	3	15	7	29	.276	2	0	0	2	7	0	0	0	0	0	15.0
5	HALTEMAN, Madelyn	3	0	1	1	-1.000	25	1	2	0	3	0	0	0	0	0	1.0
10	WATSON, Haile	3	2	0	4	.500	0	1	0	1	0	4	0	0	0	0	5.0
21	HEFNER, Brielle	3	10	3	19	.368	0	0	0	1	1	1	0	0	0	0	11.5
22	FOLK, Aubrey	3	3	2	10	.100	0	0	0	0	0	1	0	0	0	0	3.5
1	HUTCHESON, Jacquelin	3	0	0	0	.000	1	4	2	1	6	0	0	0	0	0	4.0
7	SCARBROUGH, Carly	3	7	3	12	.333	0	0	0	1	1	0	4	0	0	0	9.0
8	SLOVER, Taylor	2	0	1	1	-1.000	0	0	0	0	0	1	2	0	0	0	2.0
11	VIDER, Gertu	1	0	0	0	.000	0	0	0	0	0	0	0	0	0	0	0.0
14	LEGAUX, Brooke	3	1	0	1	1.000	14	1	1	0	2	0	0	0	0	0	2.0
23	EPPIGHT, Maggie	3	0	0	0	.000	2	1	0	1	13	0	0	0	0	0	1.0
Totals		3	45	19	86	.302	44	8	6	5	34	2	16	0	0	0	63.0

Team Attack By Set

Set	K	E	TA	Pct
1	17	6	31	.355
2	13	5	26	.308
3	15	8	29	.241

Site: Fresno, Calif. (Save Mart Center)
Date: Oct 01, 2016 Attend: 778 Time: 1:29
Referees: Patricia Malta, Ed Richardson

TOTAL TEAM BLOCKS: 10.0

MATCH 18: COLORADO STATE 3, NEW MEXICO 0

Oct. 6, 2016 • Albuquerque, N.M.



Volleyball Box Score 2016 New Mexico Volleyball

Colorado State vs New Mexico (Oct 06, 2016 at Albuquerque, N.M.)



#	Colorado State	S	Attack			Pct	Ast	Serve			RE	Dig	Block			BH	Pts
			K	E	TA			SA	SE	RE			BS	BA	BE		
3	NICHOLSON, Olivia	3	7	2	13	.385	0	0	3	1	2	0	3	0	0	0	8.5
4	THORNLOW, McKenna	3	0	1	1	-1.000	0	2	3	3	5	0	0	0	0	0	2.0
10	CIZMIC, Sanja	3	8	2	17	.353	0	0	1	2	1	0	3	0	0	0	9.5
13	HILLERY, Kirstie	3	8	1	16	.438	0	0	3	0	0	3	0	0	0	0	9.5
14	POLETTO, Alexandra	3	8	1	15	.467	0	0	0	0	0	0	7	0	0	0	11.5
22	OLEKSAK, Katie	3	0	0	2	.000	39	0	0	0	7	2	2	0	0	0	3.0
2	DENNY, Cassidy	3	0	0	0	.000	1	1	1	0	14	0	0	0	0	0	1.0
6	HANNA, Jasmine	3	12	1	26	.423	0	0	0	0	2	0	2	0	0	0	13.0
8	YOUNG, Amanda	3	0	0	0	.000	0	0	0	3	5	0	0	0	0	0	0.0
9	HOUGAARD-JENSEN, P.	1	0	0	0	.000	0	0	0	0	0	0	0	0	0	0	0.0
17	GREEN, Mariah	2	0	0	0	.000	0	0	0	1	0	0	0	0	0	0	0.0
Totals		3	43	8	90	.389	40	3	11	10	36	2	20	0	0	0	58.0

Team Attack By Set

Set	K	E	TA	Pct
1	16	1	23	.652
2	13	3	30	.333
3	14	4	37	.270

SET SCORES

Colorado State (3)
New Mexico (0)

TOTAL TEAM BLOCKS: 12.0

Team Records:
10-5 (4-0 MW)
10-8 (1-4 MW)

#	New Mexico	S	Attack			Pct	Ast	Serve			RE	Dig	Block			BH	Pts
			K	E	TA			SA	SE	RE			BS	BA	BE		
1	SOURS, Devanne	3	9	8	32	.031	0	1	1	0	5	0	1	0	0	0	10.5
4	HEILBORN, Carson	3	1	1	3	.000	18	2	1	0	3	0	1	0	0	1	3.5
7	SPRAGG, Victoria	3	4	0	9	.444	0	0	1	0	0	0	2	0	0	0	5.0
10	TWITTY, Lauren	3	3	7	20	-.200	0	0	0	1	1	0	1	0	0	0	3.5
12	HOUSE, Cassie	3	9	5	22	.182	0	2	2	0	2	0	0	1	0	0	11.0
21	CARRASCO, Mariessa	3	1	0	3	.333	0	0	0	0	1	0	1	0	0	0	1.5
3	PACHECO, Mercedes	3	0	0	0	.000	0	0	0	0	4	0	0	0	0	0	0.0
5	WARREN, Julia	3	0	0	0	.000	2	1	1	0	2	0	0	0	0	0	1.0
6	ASKEW, Allie	2	0	0	0	.000	0	1	0	0	1	0	0	0	0	0	1.0
8	KELSEY, Ashley	3	0	0	0	.000	1	0	0	2	14	0	0	0	0	0	0.0
11	RUGLAND, Lise	1	0	0	1	.000	5	2	0	0	1	0	0	1	0	0	2.0
14	MAYFIELD, Maddie	1	0	0	0	.000	0	1	0	0	0	0	0	0	0	0	1.0
18	DORAN, Marisa	2	1	0	4	.250	1	0	0	0	0	0	0	0	0	0	1.0
Totals		3	28	21	94	.074	27	10	6	3	34	0	6	2	1	0	41.0

Team Attack By Set

Set	K	E	TA	Pct
1	8	6	30	.067
2	11	7	29	.138
3	9	8	35	.029

Site: Albuquerque, N.M. (Johnson Center)
Date: Oct 06, 2016 Attend: 1202 Time: 1:32
Referees:

TOTAL TEAM BLOCKS: 3.0

MATCH 19: WYOMING 3, NEW MEXICO 0

Oct. 8, 2016 • Albuquerque, N.M.



Volleyball Box Score 2016 New Mexico Volleyball

Wyoming vs New Mexico (Oct 08, 2016 at Albuquerque, N.M.)



#	Wyoming	S	Attack			Pct	Ast	Serve			RE	Dig	Block			BH	Pts
			K	E	TA			SA	SE	RE			BS	BA	BE		
4	AUSTIN, Lily	3	0	0	0	.000	0	0	1	0	8	0	0	0	0	0	0.0
5	SLOFKISS, Kayla	3	18	5	33	.394	1	1	1	1	9	0	2	0	0	1	20.0
6	BEACH, Laura	3	11	1	21	.476	0	1	2	0	1	2	1	0	0	0	14.5
12	CHACON, Courtney	3	2	0	4	.500	36	0	0	0	7	0	1	0	0	0	2.5
15	COPELAND, Reed	2	1	2	8	.125	0	0	0	0	0	1	2	1	0	0	3.0
19	DEGARMO, Mattison	3	8	3	21	.238	0	1	2	0	1	0	1	0	0	0	9.5
1	FIELDS, Madi	3	0	0	1	.000	4	0	1	1	9	0	0	0	0	0	0.0
7	TRAPHAGAN, Tara	3	6	2	15	.267	0	0	0	2	7	0	0	0	0	0	6.0
9	POOR, Bayly	1	0	0	0	.000	0	0	0	0	0	0	0	0	0	0	0.0
11	PLACE, Laurel	1	1	1	2	.000	0	0	0	0	0	0	1	0	0	0	1.5
14	JOHNSON, Shelby	3	0	0	0	.000	1	0	0	0	5	0	0	0	0	0	0.0
Totals		3	47	14	105	.314	42	3	7	4	47	3	8	1	1	0	57.0

Team Attack By Set

Set	K	E	TA	Pct
1	12	4	37	.216
2	17	4	36	.361
3	18	6	32	.375

MATCH 21: UTAH STATE 3, NEW MEXICO 1

Oct. 13, 2016 • Logan, Utah



Volleyball Box Score 2016 New Mexico Volleyball New Mexico vs Utah State (Oct 13, 2016 at Logan, Utah)



#	New Mexico	S	Attack			Pct	Ast	Serve			RE	Dig	Block			BH	Pts
			K	E	TA			SA	SE	RE			BS	BA	BE		
1	SOURS, Devanne	4	7	5	24	.083	1	3	0	0	4	0	4	0	0	0	12.0
4	HEILBORN, Carson	4	4	1	11	.273	28	0	0	0	4	0	3	0	1	5.5	15.0
5	WARREN, Julia	4	13	4	33	.273	1	2	0	1	12	0	0	0	0	0	15.0
7	SPRAGG, Victoria	4	2	3	11	-.091	0	0	0	0	0	0	4	0	0	0	4.0
12	HOUSE, Cassie	4	20	5	57	.263	1	0	3	0	3	0	1	0	0	0	20.5
21	CARRASCO, Mariessa	4	3	2	12	.083	0	0	1	0	0	0	3	0	0	0	4.5
2	LEO, Jessica	2	0	0	0	.000	1	0	0	0	2	0	0	0	0	0	0.0
3	PACHECO, Mercedes	4	0	0	0	.000	1	0	0	0	5	0	0	0	0	0	0.0
6	ASKEW, Allie	2	0	0	0	.000	0	0	0	0	0	0	0	0	0	0	0.0
8	KELSEY, Ashley	4	1	0	1	1.000	4	0	3	2	17	0	0	0	0	0	1.0
9	CISAR, Jane	1	0	0	1	.000	0	0	0	0	0	0	0	0	0	0	0.0
10	TWITTY, Lauren	1	0	1	1	-1.000	0	0	0	0	0	0	0	0	0	0	0.0
11	RUGLAND, Lise	2	0	1	1	-1.000	4	0	0	0	2	0	0	0	0	0	0.0
14	MAYFIELD, Maddie	3	0	0	0	.000	1	0	0	0	0	0	0	0	0	0	0.0
14	DORAN, Marisa	1	0	0	0	.000	0	0	0	0	1	0	1	0	0	0	0.5
Team																	
Totals		4	50	22	152	.184	42	5	7	4	50	0	16	0	1		63.0

Team Attack By Set

Set	K	E	TA	Pct
1	12	5	43	.163
2	15	6	38	.237
3	10	7	30	.100
4	13	4	41	.220

TOTAL TEAM BLOCKS: 8.0

SET SCORES

New Mexico (1)
Utah State (3)

1 2 3 4

23 27 18 19
25 25 25 25

Team Records:

10-11 (1-7 MW)
8-10 (3-4 MW)

#	Utah State	S	Attack				Pct	Ast	Serve			RE	Dig	Block			BH	Pts
			K	E	TA				SA	SE	RE			BS	BA	BE		
2	TAYLOR, Tasia	4	0	0	0	.000	0	0	2	1	9	0	0	0	0	0	0	0.0
10	O'BRIEN, Lauren	4	12	1	20	.550	0	0	0	0	1	0	3	0	0	0	0	13.5
11	DECOURSEY, Kayla	4	7	4	22	.136	0	0	0	0	1	0	2	0	0	0	0	8.0
13	LENZEN, Carly	4	10	2	15	.533	1	0	1	0	1	0	4	0	0	0	0	12.0
15	KAMALU-SMITH, Kaylie	4	18	6	43	.279	1	1	1	0	15	0	3	0	0	0	0	20.5
17	MOSCOSO, Erica	4	2	1	4	.250	53	0	2	0	7	0	1	0	0	0	0	2.5
3	ANDERSON, Lauren	2	4	6	23	-.087	0	0	0	0	3	0	0	0	0	0	0	4.0
7	GLEASON, Hannah	4	0	0	0	.000	4	1	1	2	20	0	0	0	0	0	0	1.0
9	GIBEAU, Simone	1	0	0	0	.000	0	0	0	0	1	0	0	0	0	0	0	0.0
23	DAY-LARSEN, Maddie	4	0	0	0	.000	0	2	2	1	7	0	0	0	0	0	0	2.0
26	GALE, Rachel	3	7	2	18	.278	0	0	0	1	2	0	1	0	0	0	0	7.5
Totals		4	60	22	145	.262	59	4	9	5	67	0	14	0	0			71.0

Team Attack By Set

Set	K	E	TA	Pct
1	16	7	42	.214
2	14	9	39	.128
3	14	3	30	.367
4	16	3	34	.382

TOTAL TEAM BLOCKS: 7.0

Site: Logan, Utah (Kirby Court at Estes)

Date: Oct 13, 2016 Attend: 1045 Time: 2:05

Referees: Keith Murless, Less Calles

MATCH 22: NEW MEXICO 3, NEW MEXICO STATE 1

Oct. 16, 2016 • Albuquerque, N.M.



Volleyball Box Score 2016 New Mexico Volleyball New Mexico State vs New Mexico (Oct 16, 2016 at Albuquerque, N.M.)



#	New Mexico State	S	Attack				Pct	Ast	Serve			RE	Dig	Block			BH	Pts
			K	E	TA				SA	SE	RE			BS	BA	BE		
1	Ainsworth, Brianna	4	2	0	2	1.000	30	0	3	1	7	0	0	0	0	2	2.0	
3	Abalos, Jordan	4	14	10	40	.100	2	0	5	1	6	0	0	0	0	0	14.0	
5	Lowe, Brigitte	3	5	3	11	.182	0	0	0	0	3	0	4	0	0	0	7.0	
6	Battle, Tatyana	4	7	11	35	-.114	1	1	2	2	8	0	0	0	0	0	8.0	
14	Tohm, Kassandra	4	10	4	20	.300	0	0	1	0	1	0	1	3	0	0	10.5	
20	Thomas, Sasha-Lee	4	15	3	24	.500	1	0	0	0	1	0	0	0	0	0	18.5	
2	Acosta, Analyssa	1	0	0	0	.000	0	0	1	0	0	0	0	0	0	0	0.0	
4	Sierra, Ariadnne	4	0	0	0	.000	5	0	2	1	18	0	0	0	0	0	0.0	
8	Neal, Kaylee	3	0	0	0	.000	0	0	0	1	0	0	0	0	0	0	0.0	
12	Hart, Megan	2	2	0	2	1.000	0	0	0	0	0	0	2	0	0	0	3.0	
13	Parker, Alexa	4	0	0	0	.000	15	2	1	0	3	0	0	0	0	1	2.0	
15	Combs, Hannah	2	0	0	1	.000	0	0	1	0	1	0	1	0	0	0	0.5	
24	May, Lexi	2	2	0	3	.667	0	0	0	0	0	0	0	1	0	0	2.5	
Totals		4	57	31	138	.188	54	3	16	6	48	0	16	3	3		68.0	

Team Attack By Set

Set	K	E	TA	Pct
1	13	7	29	.207
2	18	6	41	.293
3	10	11	34	-.029
4	16	7	34	.265

TOTAL TEAM BLOCKS: 8.0

SET SCORES

New Mexico State (1)
New Mexico (3)

1 2 3 4

25 26 17 23
20 28 25 25

Team Records:

17-5 (7-0 WAC)
11-11 (1-7 MW)

#	New Mexico	S	Attack				Pct	Ast	Serve			RE	Dig	Block			BH	Pts
			K	E	TA	SE			SA	SE	RE			BS	BA	BE		
1	SOURS, Devanne	4	8	3	27	.185	0	1	4	0	5	0	4	0	0	0	0	11.0
4	HEILBORN, Carson	2	1	0	2	.500	4	0	0	0	0	0	0	2	0	3	2.0	3.0
5	WARREN, Julia	4	10	3	35	.200	2	1	0	1	6	0	2	0	0	0	0	12.0
7	SPRAGG, Victoria	4	3	2	12	.083	0	0	1	0	1	0	0	8	0	0	0	7.0
12	HOUSE, Cassie	4	16	6	32	.312	0	3	1	0	2	0	3	0	0	0	0	20.5
21	CARRASCO, Mariessa	4	3	2	6	.167	0	0	1	0	1	0	1	0	0	0	0	5.0
2	LEO, Jessica	1	0	0	0	.000	0	0	0	0	0	0	0	0	0	0	0	0.0
3	PACHECO, Mercedes	4	0	0	0	.000	0	0	0	0	4	0	0	0	0	0	0	0.0
8	KELSEY, Ashley	4	0	0	0	.000	1	0	0	2	16	0	0	0	0	0	0	2.0
11	RUGLAND, Lise	4	0	0	1	.000	31	0	1	0	4	1	2	0	0	0	0	2.0
14	MAYFIELD, Maddie	4	0	0	0	.000	0	1	0	0	1	0	0	0	0	0	0	1.0
Totals		4	41	16	115	.217	38	6	8	3	40	1	25	0	5			60.5

Team Attack By Set

Set	K	E	TA	Pct
1	11	4	26	.269
2	13	4	25	.257
3	9	4	25	.200
4	8	4	29	.138

TOTAL TEAM BLOCKS: 13.5

Site: Albuquerque, N.M. (Johnson Center)

Date: Oct 16, 2016 Attend: 1476 Time: 2:04

Referees: Lisa Roberts

MATCH 23: BOISE STATE 3, NEW MEXICO 0

Oct. 20, 2016 • Boise, Idaho



Volleyball Box Score 2016 New Mexico Volleyball New Mexico vs Boise State (Oct 20, 2016 at Boise, Idaho)



#	New Mexico	S	K	Attack			Pct	Ast	Serve			RE	Dig	Block			BH	Pts
				E	TA	SA			SE	RE	BS			BA	BE			
1	SOURS, Devanne	3	6	3	15	.200	0	1	0	1	8	0	0	0	0	0	0	7.0
4	HEILBORN, Carson	3	1	0	7	.143	14	0	0	0	1	0	1	0	1	0	0	1.5
5	WARREN, Julia	3	9	3	23	.261	1	0	1	2	8	0	2	0	0	0	0	10.0
7	SPRAGG, Victoria	3	5	1	11	.364	0	0	0	0	2	0	4	1	0	0	0	7.0
12	HOUSE, Cassie	3	8	7	26	.380	0	0	0	0	2	0	3	0	0	0	0	9.5
21	CARRASCO, Mariessa	3	2	0	5	.400	0	0	0	0	1	1	3	0	0	0	0	4.5
3	PACHECO, Mercedes	3	0	0	0	.000	0	0	0	3	2	0	0	0	0	0	0	0.0
6	ASKEW, Allie	1	0	0	0	.000	0	0	0	0	0	0	0	0	0	0	0	0.0
8	KELSEY, Ashley	3	0	0	0	.000	0	0	0	0	16	0	0	0	0	0	0	0.0
10	TWITTY, Lauren	1	0	1	3	.333	0	0	0	0	0	0	1	0	0	0	0	0.5
11	RUGLAND, Lise	3	0	0	0	.000	16	0	0	0	2	0	0	0	0	2	0	0.0
14	MAYFIELD, Maddie	3	0	0	0	.000	0	0	0	0	2	0	0	0	0	0	0	0.0
18	DORAN, Marisa	1	0	1	5	.200	0	0	0	0	2	0	0	0	0	0	0	0.0
Totals		3	31	16	95	.158	31	1	1	6	46	1	14	2	2	2	0	40.0

UNIFORM TRACKER

MATCH 1: NEW MEXICO 3, ABILENE CHRISTIAN 0

Aug. 26, 2016 In Albuquerque, N.M. | 25-15, 25-19, 25-13



PRIMARY

LIBERO

MATCH 2: NEW MEXICO 3, ARIZONA STATE 1

Aug. 26, 2016 In Albuquerque, N.M. | 25-23, 21-25, 29-27, 25-20



PRIMARY

LIBERO

MATCH 3: IDAHO 3, NEW MEXICO 2

Aug. 27, 2016 In Albuquerque, N.M. | 27-25, 22-25, 21-25, 25-14, 11-15



PRIMARY

LIBERO

MATCH 4: NEW MEXICO 3, FAIRFIELD 0

Aug. 27, 2016 In Albuquerque, N.M. | 25-14, 25-17, 25-17



PRIMARY

LIBERO

MATCH 5: NEW MEXICO 3, STETSON 1

Sept. 2, 2016 In Tampa, Fla. | 19-25, 27-25, 25-21, 25-16



PRIMARY

LIBERO

MATCH 6: SOUTH FLORIDA 3, NEW MEXICO 1

Sept. 2, 2016 In Tampa, Fla. | 22-25, 25-23, 22-25, 17-25



PRIMARY

LIBERO

MATCH 7: NEW MEXICO 3, WESTERN CAR. 0

Sept. 3, 2016 In Tampa, Fla. | 25-17, 25-12, 25-6



PRIMARY

LIBERO

MATCH 8: NEW MEXICO 3, ARKANSAS 1

Sept. 8, 2016 In Albuquerque, N.M. | 25-12, 20-25, 25-20, 25-17



PRIMARY

LIBERO

MATCH 9: NO. 1 NEBRASKA 3, NEW MEXICO 0

Sept. 10, 2016 In Albuquerque, N.M. | 25-22, 25-20, 25-14



PRIMARY

LIBERO

MATCH 10: NEW MEXICO 3, HOV. BAPTIST 1

Sept. 16, 2016 In Arlington, Texas | 21-25, 25-16, 27-25, 25-19



PRIMARY

LIBERO

MATCH 11: NEW MEXICO 3, UT ARLINGTON 1

Sept. 16, 2016 In Arlington, Texas | 25-21, 25-15, 22-25, 28-26



PRIMARY

LIBERO

MATCH 12: SAMFORD 3, NEW MEXICO 2

Sept. 17, 2016 In Arlington, Texas | 21-25, 25-17, 25-22, 23-25, 15-17



PRIMARY

LIBERO

MATCH 13: NEW MEXICO 3, UTEP 2

Sept. 17, 2016 In Arlington, Texas | 25-14, 25-21, 26-28, 23-25, 15-7



PRIMARY

LIBERO

MATCH 14: NEW MEXICO 3, AIR FORCE 0

Sept. 22, 2016 In Albuquerque, N.M. | 25-19, 25-15, 25-20



PRIMARY

LIBERO

MATCH 15: BOISE STATE 3, NEW MEXICO 2

Sept. 24, 2016 In Albuquerque, N.M. | 14-25, 25-17, 25-19, 24-26, 8-15



PRIMARY

LIBERO

UNIFORM TRACKER

MATCH 16: SAN JOSÉ ST. 3, NEW MEXICO 2

Sept. 29, 2016 In San Jose, Calif. | 25-21, 26-24, 19-25, 27-29, 13-15



PRIMARY

LIBERO

MATCH 17: FRESNO STATE 3, NEW MEXICO 0

Oct. 1, 2016 In Fresno, Calif. | 18-25, 20-25, 21-25



PRIMARY

LIBERO

MATCH 18: COLORADO ST. 3, NEW MEXICO 0

Oct. 6, 2016 In Albuquerque, N.M. | 19-25, 21-25, 21-25



PRIMARY

LIBERO

MATCH 19: WYOMING 3, NEW MEXICO 0

Oct. 8, 2016 In Albuquerque, N.M. | 23-25, 18-25, 14-25



PRIMARY

LIBERO

MATCH 20: UNLV 3, NEW MEXICO 1

Oct. 11, 2016 In Albuquerque, N.M. | 16-25, 25-19, 30-32, 16-25



PRIMARY

LIBERO

MATCH 21: UTAH STATE 3, NEW MEXICO 1

Oct. 13, 2016 In Logan, Utah | 23-25, 27-25, 18-25, 19-25



PRIMARY

LIBERO

MATCH 22: NEW MEXICO 3, NM STATE 1

Oct. 16, 2016 In Albuquerque, N.M. | 20-25, 28-26, 25-17, 25-23



PRIMARY

LIBERO

MATCH 23: BOISE STATE 3, NEW MEXICO 0

Oct. 20, 2016 In Boise, Idaho | 20-25, 17-25, 22-25



PRIMARY

LIBERO

MATCH 24: NEW MEXICO 3, AIR FORCE 0

Oct. 22, 2016 In USAF Academy, Colo. | 25-17, 29-27, 25-19



PRIMARY

LIBERO

BROADCAST ROSTER



1

DEVANNE SOURS

6-2 • OH • SR
Tatum, N.M.
Tatum HS



2

JESSICA LEO

5-6 • S • FR
Phoenix, Ariz.
Mountain Pointe HS



3

MERCEDES PACHECO

5-2 • DS/L • SO
Albuquerque, N.M.
St. Pius X HS



4

CARSON HEILBORN

6-0 • S • SO
Auburn, Wash.
Auburn Riverside HS



5

JULIA WARREN

6-1 • OH/L • SR
Albuquerque, N.M.
La Cueva HS



6

ALLIE ASKEW

5-2 • DS/L • SO
Phoenix, Ariz.
Desert Vista HS



7

VICTORIA SPRAGG

6-5 • MB • RS SO
Belen, N.M.
Belen HS



8

ASHLEY KELSEY


6-0 • OH/L • RS JR
Ewa Beach, Hawai'i
James Campbell HS



9

JANE CISAR

5-11 • MB • FR
Albuquerque, N.M.
Volcano Vista HS



10

LAUREN TWITTY

6-2 • OH • FR
Broadlands, Va.
Briar Woods HS



11

LISE RUGLAND

5-9 • S • RS JR
Tananger, Norway
ToppVolley Norway



12

CASSIE HOUSE

6-2 • OH/MB • SR
Rio Rancho, N.M.
Cleveland HS



14

MADDIE MAYFIELD

5-4 • DS/L • RS JR
Albuquerque, N.M.
La Cueva HS



17

J'KAYLEE CLARK

5-11 • MB • FR
Farmersville, Texas
Farmersville HS



18

MARISA DORAN

6-0 • OH • SR
Orange, Calif.
Irvine Valley College



21

MARIESSA CARRASCO

6-0 • MB • RS SO
El Paso, Texas
Chapin HS



JEFF NELSON

Head Coach
10th Season
Ball State, 1986



PAULINE MANSER

Assistant Coach
2nd Year
New Mexico, 1991



JJ GLAVAN

Assistant Coach
4th Year
Western State, 2005



GITAIK HONG

Volunteer Assistant Coach
1st Season
Sungkyunkwan University, 1984



ELSA KRIEG

Director of Operations
1st Season
New Mexico, 2015




DAVE BUCHHOLZ

Lobo League Director
13th Season
Unity College, 1988



BREE MUÑOZ

Athletic Trainer
1st Season



GARRETT WARDELL

Team Manager
1st Season



JOAQUIN CHAVEZ

Strength Coach
18th Season