



# RICE OWLS BASKETBALL

## 2017-18 GAME NOTES

# 12

**RICE (3-8) AT NEW MEXICO (3-8)**

**TUESDAY, DECEMBER 19, 2017 • 8:30 P.M. CT**

**ALBUQUERQUE, N.M. • DREAMSTYLE ARENA (15,411)**

### 2017-18 SCHEDULE/RESULTS

#### NOVEMBER

4	Wayland Baptist (Exh.)	W, 79-72	
10	\$ Eastern Kentucky	L, 72-73	FloSports
14	\$ Georgia State	L, 54-75	FloSports
17	at Northwestern State	W, 87-65	
20	% vs. UNLV	L, 68-95	AT&T Sportsnet
22	% vs. Ole Miss	L, 62-79	ESPN3
25	St. Thomas	W, 70-59	CUSAtv
29	RV/RV at UT-Arlington	L, 49-69	ESPN3

#### DECEMBER

2	UTRGV	L, 67-69	CUSAtv
9	at Stephen F. Austin	L, 62-81	ESPN3
14	St. Edward's	W, 91-86	ESPN3
16	24/RV at Texas Tech	L, 53-73	TexasTechTV
19	at New Mexico	8:30 p.m.	ATT Sportsnet
22	Texas State	7 p.m.	CUSAtv
28	* at UTSA	7 p.m.	CUSAtv
30	* at UTEP	8 p.m.	CUSAtv

#### JANUARY

4	* Old Dominion	7 p.m.	CUSAtv
6	* Charlotte	2 p.m.	CUSAtv
13	* North Texas	2 p.m.	CUSAtv
18	* at Southern Miss	7 p.m.	CUSAtv
20	* at Louisiana Tech	6 p.m.	CUSAtv
25	* FIU	7 p.m.	CUSAtv
27	* Florida Atlantic	7 p.m.	CUSAtv

#### FEBRUARY

3	* at North Texas	5 p.m.	ESPN3
8	* at Middle Tennessee	6:30 p.m.	Stadium
10	* at UAB	TBA	CUSAtv
15	* Marshall	7 p.m.	CUSAtv
17	* WKU	7 p.m.	ESPN3
22	* at Florida Atlantic	6 p.m.	CUSAtv
25	* FIU	6 p.m.	CUSAtv

#### MARCH

1	* UTEP	7 p.m.	FloSports
3	* UTSA	7 p.m.	ESPN3

8-11 | Conference USA Tournament

\* Conference USA Game

\$ MGM Grand Main Event (Houston, Texas)

% MGM Grand Main Event (Las Vegas, Nev.)

! Conference USA Tournament (Birmingham, Ala.)



**RICE  
OWLS**

2017-18 Record: ..... 3-8  
Last Five Games: ..... 1-4  
Current Streak: ..... L1  
Last Game: ..... L, 73-53 at 24/RV Texas Tech  
Head Coach: ..... Scott Pera  
Career Record (Years): ..... 3-8/1  
At Rice: ..... 3-8/1  
vs. Texas Tech: ..... 0-0



**NEW MEXICO  
LOBOS**

2017-18 Record: ..... 3-8  
Last Five Games: ..... 1-4  
Current Streak: ..... L4  
Last Game: ..... L, 73-89 vs. 23/23 Arizona  
Head Coach: ..... Paul Weir  
Career Record (Years): ..... 31-14/2  
At New Mexico: ..... 3-8/1  
vs. Rice: ..... 0-0

### RICE HEADS TO THE PIT TO FACE NEW MEXICO

- Rice travels to Albuquerque, N.M., this Tuesday, Dec. 19 to face former WAC foe New Mexico. Tip-off is scheduled for 8:30 p.m. CT. The game will be broadcast by AT&T Sportsnet and livestreamed at theMW.com.
- Rice and New Mexico will meet for the second time in the last three years and just the seventh time overall. The Lobos hold a 4-2 advantage in the series, which is tied at two games apiece in Albuquerque. Rice won the last meeting in 2015, 90-89 at The Pit. Four of the six meetings came while the schools were members of the Western Athletic Conference.
- When the Owls face New Mexico, it will be just the 15th meeting against the Mountain West Conference. Rice is 5-9 all-time against the Mountain West. This will be the second of two meetings against the MWC this year. Rice fell to UNLV in the MGM Grand Main Event.
- Rice is third in Conference USA in three-point field goal percentage defense, allowing just 31.5% from beyond the arc.
- Rice returns home this Friday, Dec. 22, to face Texas State. Tip-off is scheduled for 7 p.m. CT and the game will be livestreamed by CUSAtv.

### ON THE AIR



**AT&T Sportsnet**

Drew Goodman, PxP

Dave Bollwinkel, color



**Stretch Internet**

J.P. Heath, play-by-play

### FOLLOW RICE AT

















@RiceBasketball



@RiceBasketball



Rice\_Basketball

OVERALL:		3-8		HOME:		2-3		PREVIOUS GAME'S STARTERS HIGHLIGHTED IN SHADED BOX			
C-USA:		0-0		AWAY:		1-3					
LAST 10:		3-7		NEUTRAL:		0-2					
0		CONNOR CASHAW						LAST GAME: 21 pts, 12 rbs at Texas Tech Note: leading the team with 16.7 pts and 7.2 rbs...back-to-back double-doubles vs. St. Edward's and Texas Tech...had 27 pts, 12 rbs and 3 stls vs. St. Edward's...career-high 27 pts and 9 rbs at Northwestern St.... 2nd career double-double vs. Eastern Kentucky with 18 pts and 11 rbs.	SEASON HIGHS Pts: 27, 2x, last vs. St. Edward's, 12/14/17 Reb: 12, 2x, last at Texas Tech, 12/16/17 Ast: 5 at Northwestern State, 11/17/17 Stl: 3 vs. St. Edward's, 12/14/17		
		G • 6-5 • 200 • Jr. • Lincolnshire, Ill.									
		PPG	RPG	APG	SPG	BPG	MPG			16.6	7.2
2		A.J. LAPRAY						LAST GAME: DNP at Texas Tech Note: second on the team with 11.1 points...first career double-double (16 pts, 10 rbs) vs. St. Thomas...had 15 pts vs. UNLV...scored a career-high 18 pts at Northwestern State...had 12 pts vs. Georgia St.	SEASON HIGHS Pts: 18 at Northwestern State, 11/17/17 Reb: 10 vs. St. Thomas, 11/25/17 Ast: 2, 2x, last at UT-Arlington, 11/29/17 Stl: 3, 2x, last vs. St. Thomas, 11/25/17		
		G • 6-5 • 190 • Gr. • Salem, Ore.									
		PPG	RP2.1G	APG	SPG	BPG	MPG			11.1	4.1
3		AKO ADAMS						LAST GAME: 2 asts, 2 rbs at Texas Tech Note: scored 15 pts and had five rbs at UT-Arlington...had career-highs of 16 pts and 9 asts at Northwestern State...had 10 pts and a career-high 6 rbs vs. Georgia St....had 13 pts, 6 asts and 4 rbs vs. vs. Eastern Kentucky	SEASON HIGHS Pts: 16 at Northwestern State, 11/17/17 Reb: 6 vs. Georgia State, 11/14/17 Ast: 9 at Northwestern State, 11/17/17 Stl: 3 at Northwestern State, 11/17/17		
		G • 6-2 • 170 • So. • Washington, D.C.									
		PPG	RPG	APG	SPG	BPG	MPG			8.9	3.3
4		DYLAN JONES						LAST GAME: DNP at Texas Tech Note: season-high 4 rbs vs. St. Thomas...season-high 8 pts vs. Ole Miss.	SEASON HIGHS Pts: 8 vs. Ole Miss, 11/22/17 Reb: 4, 2x, last vs. UTRGV, 12/2/17 Ast: 1, 4x, last at UT-Arlington, 11/29/17 Stl: 1, 2x, last vs. UTRGV, 12/2/17		
		F • 6-8 • 215 • Gr. • Houston, Texas									
		PPG	RPG	APG	SPG	BPG	MPG			2.8	1.7
5		ADDISON OWEN						LAST GAME: DNP at Texas Tech Note: Played in five games last year ... Scored 1st career pts vs. Delaware State ... 1st career ast vs. St. Edwards.	SEASON HIGHS Pts: Reb: Ast: Stl:		
		G • 6-5 • 185 • So. • Atlanta, Ga.									
		PPG	RPG	APG	SPG	BPG	MPG			0.0	0.0
10		ROBERT MARTIN						LAST GAME: 8 pts at Texas Tech Note: had 13 pts at Stephen F. Austin...career-high four asts vs. UTRGV...scored 14 pts vs. UNLV...14 pts, 7 rbs vs. Eastern Kentucky	SEASON HIGHS Pts: 14, 2x, last vs. UNLV, 11/20/17 Reb: 7 vs. Eastern Kentucky, 11/10/17 Ast: 4 vs. UTRGV, 12/2/17 Stl: 1, 7x, last at Texas Tech, 12/16/17		
		F • 6-6 • 220 • So. • Pittsburgh, Pa.									
		PPG	RPG	APG	SPG	BPG	MPG			8.9	4.1
11		MILES LESTER						LAST GAME: 6 pts, 3rbs at Texas Tech Note: had 6 pts at Texas Tech...made first career start vs. St. Edward's...grabbed 3 rbs at UT-Arlington...scored 9 pts and had 2 stls vs. St. Thomas...saw his first career action at Northwestern State	SEASON HIGHS Pts: 9 vs. St. Thomas, 11/25/17 Reb: 3, 4x, last at Texas Tech, 12/16/17 Ast: 2, 2x, last vs. St. Edward's, 12/14/17 Stl: 2 vs. St. Thomas, 11/25/17		
		G • 6-0 • 170 • Fr. • Wichita, Kan.									
		PPG	RPG	APG	SPG	BPG	MPG			3.1	1.6
13		MALIK OSBORNE						LAST GAME: 4 pts, 4 rbs at Texas Tech Note: team-high 6.2 rebounds...had 8 pts and 9 rbs at Stephen F. Austin...career-high 14 pts and 6 rbs vs. UTRGV...grabbed 9 rbs vs. UNLV...had 4 pts and 8 rbs at Northwestern State...grabbed a game-high 8 rebounds vs. Georgia St.	SEASON HIGHS Pts: 14 vs. UTRGV, 12/2/17 Reb: 9, 2x, last at Stephen F. Austin, 12/9/17 Ast: 2, 3x, last at Texas Tech, 12/16/17 Stls: 4 at Stephen F. Austin, 12/9/17		
		F • 6-8 • 200 • Fr. • Matteson, Ill.									
		PPG	RPG	APG	SPG	BPG	MPG			5.2	5.7
14		NAJJA HUNTER						LAST GAME: 2 pts at Texas Tech Note: career-highs of 9 pts and 7 rbs vs. St. Edward's...grabbed 4 rbs at Stephen F. Austin...had 6 pts and 3 asts vs. UNLV...had 5 pts and 4 rbs vs. Georgia St.	SEASON HIGHS Pts: 9 vs. St. Edward's, 12/14/17 Reb: 7 vs. St. Edward's, 12/14/17 Ast: 3 vs. UNLV, 11/20/17 Stl: 1, 5x, last at Texas Tech, 12/16/17		
		G • 6-5 • 180 • Fr. • Brooklyn, N.Y.									
		PPG	RPG	APG	SPG	BPG	MPG			3.2	2.1
15		BISHOP MENCY						LAST GAME: 9 pts at Texas Tech Note: scored a career-high 21 pts and had 8 rbs vs. St. Edward's...had 7 pts and a career-high 11 rbs vs. St. Thomas...grabbed 6 rbs vs. Ole Miss...15 pts and 6 rbs vs. Eastern Kentucky.	SEASON HIGHS Pts: 21 vs. St. Edward's, 12/14/17 Reb: 11 vs. St. Thomas, 11/25/17 Ast: 3 at UT-Arlington, 11/29/17 Stl: 2, at Texas Tech, 12/16/17		
		G • 6-5 • 215 • Sr. • Chino Hills, Calif.									
		PPG	RPG	APG	SPG	BPG	MPG			7.2	4.6
20		GRANT YOUNGKIN						LAST GAME: DNP vs. St. Edward's Note: Has played in five games this year ... Saw 1st career action vs. Delaware State (11/23) .. grabbed first 2 rbs vs. St. Edwards.	SEASON HIGHS Pts: Reb: Ast: Stl:		
		G • 6-3 • 190 • So. • Washington, D.C.									
		PPG	RPG	APG	SPG	BPG	MPG			0.0	0.0
24		J.T. TRAUBER						LAST GAME: DNP vs. St. Edward's Note: saw first action of the season at Northwestern State	SEASON HIGHS Pts: Reb: Ast: Stl:		
		G • 5-10 • 165 • Sr. • Houston, Texas									
		PPG	RPG	APG	SPG	BPG	MPG			0.0	0.0
30		AUSTIN MEYER						LAST GAME: 1 pt, 2 rbs at Texas Tech Note: grabbed season-high 4 rbs at Stephen F. Austin...career-high 14 pts vs. St. Thomas...had 8 pts at Northwestern State	SEASON HIGHS Pts: 14 vs. St. Thomas, 11/25/17 Reb: 4 at Stephen F. Austin, 12/9/17 Ast: 1, 2x, last vs. St. Edward's, 12/14/17 Blk: 2 vs. Eastern Kentucky, 11/10/17		
		F • 6-9 • 235 • So. • Pflugerville, Texas									
		PPG	RPG	APG	SPG	BPG	MPG			3.9	1.6
35		TIM HARRISON						LAST GAME: 2 pts at Texas Tech Note: tied a career-high with 5 rbs vs. St. Edward's...had 7 pts at Stephen F. Austin...scored 9 pts vs. UNLV...had 4 rbs vs. Georgia St.	SEASON HIGHS Pts: 9 vs. UNLV, 11/20/17 Reb: 5 vs. St. Edward's, 12/14/17 Ast: 1 vs. UTRGV, 12/2/17 Blks: 1 vs. Ole Miss, 11/22/17		
		F • 6-8 • 220 • So. • San Diego, Calif.									
		PPG	RPG	APG	SPG	BPG	MPG			2.8	1.9



## RICE-NEW MEXICO SERIES HISTORY

2017-18	Season	2017-18
3-8	<b>Overall</b>	3-8
0-0	<b>Conference</b>	0-0
3-7	<b>Last 10</b>	2-8
1-4	<b>Last 5</b>	1-4
66.8	<b>PPG</b>	80.0
74.9	<b>Opp PPG</b>	77.4
-8.1	<b>Margin</b>	+2.6
.385	<b>FG%</b>	.416
.437	<b>FG% Def</b>	.465
.300	<b>3PT%</b>	.354
.315	<b>3PT% Def</b>	.377
.671	<b>FT%</b>	.756
27.1	<b>FTA PG</b>	19.4
39.2	<b>RPG</b>	33.5
37.4	<b>Opp RPG</b>	40.8
+1.8	<b>Margin</b>	-7.3
11.5	<b>APG</b>	15.7
18.4	<b>TO PG</b>	13.4
1.6	<b>BPG</b>	3.1
6.1	<b>SPG</b>	8.2

Overall Record ..... New Mexico leads 4-2  
 Last five games ..... New Mexico leads 4-1  
 Last 10 games ..... New Mexico leads 4-2  
 at Rice ..... New Mexico leads 1-0  
 at New Mexico ..... Series tied 2-2  
 at Tudor Fieldhouse ..... New Mexico leads 1-0  
 Neutral Record ..... New Mexico leads 1-0  
 Most points by Rice ..... 90 (12/19/2015)  
 Most points by New Mexico ..... 90 (12/30/1993)  
 Fewest points by Rice ..... 49 (3/4/1999)  
 Fewest points by New Mexico ..... 51 (3/4/1999)  
 Series Streak ..... Rice won 1  
 First Meeting ..... 12/22/1958  
 Last Meeting ..... 12/19/2015  
 Largest Margin of Victory 12 (W, 81-69, 12/22/1958)  
 Largest Margin of Defeat 17 (L, 81-64, 2/13/1997)

## LEADERS

RICE	CATEGORY	NEW MEXICO
Connor Cashaw 16.7	<b>Scoring</b>	14.2 Sam Logwood
Connor Cashaw 7.2	<b>Rebounding</b>	5.0 Sam Logwood
Ako Adams 3.5	<b>Assists</b>	3.2 Chris McNeal
Connor Cashaw 1.3	<b>Steals</b>	2.1 Troy Simons
Austin Meyer 7	<b>Blocks</b>	18 Joe Furstinger
Connor Cashaw 54	<b>Field Goals</b>	50 Sam Logwood
Connor Cashaw 141	<b>Field Goals Attempted</b>	109 Chris McNeal
Robert Martin .431	<b>Field Goal Percentage</b>	.486 Anthony Mathis
C. Cashaw/A. Lapray 20	<b>3-Point Field Goals</b>	29 Anthony Mathis
Connor Cashaw 58	<b>3-Point Field Goals Attempted</b>	70 Chris McNeal
A.J. Lapray .444	<b>3-Point Field Goal Percentage</b>	.483 Anthony Mathis
C. Cashaw/R. Martin 38	<b>Free Throws</b>	41 Sam Logwood
Robert Martin 61	<b>Free Throws Attempted</b>	52 Sam Logwood
Ako Adams .838	<b>Free Throw Percentage</b>	.788 Sam Logwood

## 2017-18 RICE ROSTER

No.	Name	Pos.	Ht.	Wt.	Yr.	Hometown/Previous School
0	Connor Cashaw	G	6-5	200	Jr.	Lincolnshire, Ill./Stevenson HS
2	A.J. Lapray	G	6-5	190	Gr.	Salem, Ore./Pepperdine
3	Ako Adams	G	6-2	170	So.	Washington, D.C./Bishop O'Connell HS
4	Dylan Jones	F	6-8	215	Gr.	Houston, Texas/Penn
5	Addison Owen	G	6-5	185	So.	Atlanta, Ga./The Paideia School
10	Robert Martin	F	6-6	220	So.	Pittsburgh, Pa./Tilton School (N.H.)
11	Miles Lester	G	6-0	170	Fr.	Wichita, Kan./Wilbraham & Monson Acad.
12	*Josh Parrish	G	6-5	210	So.	Arlington, Texas/TCU
13	Malik Osborne	F	6-8	200	Fr.	Matteson, Ill./Don Bosco Prep
14	Najja Hunter	G	6-5	180	Fr.	Brooklyn, N.Y./St. Benedict's Prep
15	Bishop Mency	G	6-5	215	Sr.	Chino Hills, Calif./Chino Hills HS
20	Grant Youngkin	G	6-3	190	So.	Washington, D.C./St. Alban's School
24	J.T. Trauber	G	5-10	165	Sr.	Houston, Texas/St. John's School
30	Austin Meyer	F	6-9	235	So.	Pflugerville, Texas/Rouse HS
35	Tim Harrison	F	6-8	220	So.	San Diego, Calif./Francis Parker School

\*must sit out the 2017-18 season due to the NCAA Transfer Rules.

**Head Coach:** Scott Pera, 1st Year (Penn State, 1989)

**Assistant Coaches:** Chris Kreider, 1st Year (Lebanon Valley, 2003); Mark Linebaugh, 1st Year (Colgate, 2004); Omar Mance, 1st Year (Rice, 2003)

**Director of Basketball Operations:** Rhett Bonner, 2nd Year (Guilford, 2010)

## UNIVERSITY INFORMATION

Name of School: Rice  
 City/Zip: Houston, TX 77251  
 Founded: 1891  
 Enrollment: 6,628  
 Nickname: Owls  
 School colors: Blue and Gray  
 Arena: Tudor Fieldhouse/5,208  
 Affiliation: NCAA Division I  
 Conference: Conference USA  
 President: David W. Leebron  
 Athletics Director: Joe Karlgaard  
 Press Row Phone: 713.348.5638

## COACHING INFORMATION

Head Coach: Scott Pera  
 Alma Mater/Year: Penn State/1989  
 Record at Rice: 3-8/1  
 Overall Record: 3-8/1  
 Assistant Coach: Chris Kreider  
 Assistant Coach: Mark Linebaugh  
 Assistant Coach: Omar Mance  
 Director of Operations: Rhett Bonner  
 Video Coordinator: Van Green  
 Athletic Trainer: Dean Miller

## BASKETBALL HISTORY

Seasons: 104th  
 All-Time Record: 1,097-1,406/.438  
 All-Time Conference Record: 541-868/.384  
 All-Time C-USA Record: 61-135/.311  
 NCAA Tournament Appearances: 4  
 (1940, 42, 54, 70)  
 NIT Appearances: 5/1943, 91, 93, 2004, 05  
 CIT Appearances: 1/2012  
 CBI Appearances: 1/2017

## TEAM INFORMATION

**2017-18 Overall Record:** 3-8  
 (Home: 2-3, Away: 1-3, Neutral: 0-2)  
**2017-18 Conference USA Record:** 0-0  
 (Home: 0-0, Away: 0-0)  
**Starters Returning/Lost:** 1/4  
**Letterwinners Returning/Lost:** 8/6  
**Newcomers:** 7  
**Roster Breakdown:** 2 Grs/2 Srs/1 Jr/7 Sophs/3 Frs.

## ATHLETIC COMMUNICATIONS

**MBB Contact:** Tim Andrzejewski  
**Office:** 713.348.3939  
**Cell:** 662.312.7663  
**E-mail:** tim.andrzejewski@rice.edu  
**Fax:** 713.348.6019  
**Website:** www.riceowls.com  
**Mailing Address:** P.O. Box 1892, MS 548  
 Houston, TX 77251-1892

## PRONUNCIATION GUIDE

PLAYERS	
Connor Cashaw	CASH-aww
Bishop Mency	MEN-see
Malik Osborne	Ma-LEEK

STAFF	
Scott Pera	PARE-uh
Chris Kreider	CRY-der

# LAST TIME OUT: TEXAS TECH 73, RICE 53 - DEC. 16, 2017

## Official Basketball Box Score -- Game Totals -- Final Statistics

### Rice vs Texas Tech

12/16/17 7:05 p.m. at Lubbock, TX (Lubbock Municipal Coliseum)

#### Rice 53 • 3-8

#	Player		Total			3-Ptr			Rebounds			PF	TP	A	TO	Blk	Stl	Min
			FG-FGA	FG-FGA	FT-FTA	Off	Def	Tot										
13	OSBORNE, Malik	f	1-4	0-1	2-2	2	2	4	5	4	2	2	0	1	23			
00	CASHAW, Connor	g	6-11	5-8	4-5	1	11	12	2	21	2	5	1	0	35			
03	ADAMS, Ako	g	0-4	0-3	0-0	1	1	2	3	0	2	2	0	0	32			
11	LESTER, Miles	g	2-5	2-3	0-0	2	1	3	1	6	0	2	0	0	17			
15	MENCY, Bishop	g	3-8	2-7	1-3	0	3	3	2	9	1	3	0	2	30			
10	MARTIN, Robert		3-9	1-2	1-2	1	2	3	2	8	2	4	1	1	27			
14	HUNTER, Najja		1-1	0-0	0-0	0	0	0	1	2	1	4	0	1	9			
30	MEYER, Austin		0-0	0-0	1-3	0	2	2	3	1	0	2	1	0	12			
35	HARRISON, Tim		1-2	0-1	0-0	0	1	1	1	2	0	1	0	0	15			
Team						1	4	5				1						
Totals			17-44	10-25	9-15	8	27	35	20	53	10	26	3	5	200			
FG % 1st Half: 8-21			38.1%	2nd half: 9-23	39.1%	Game: 17-44	38.6%									Deadball		
3FG % 1st Half: 4-12			33.3%	2nd half: 6-13	46.2%	Game: 10-25	40.0%									Rebounds		
FT % 1st Half: 5-8			62.5%	2nd half: 4-7	57.1%	Game: 9-15	60.0%									3		

#### Texas Tech 73 • 9-1

#	Player		Total	3-Ptr	Rebounds						PF	TP	A	TO	Blk	Stl	Min
			FG-FGA	FG-FGA	FT-FTA	Off	Def	Tot									
11	Smith, Zach	f	5-7	0-0	0-3	1	4	5	2	10	1	3	1	1		31	
32	Odiase, Norense	c	1-2	0-0	0-2	2	3	5	2	2	0	2	0	1		12	
05	Gray, Justin	g	2-7	0-1	0-1	3	2	5	2	4	1	1	0	1		16	
10	Stevenson, Niem	g	4-7	1-2	1-2	0	2	2	1	10	1	0	0	0		21	
12	Evans, Keenan	g	5-13	1-5	2-3	2	1	3	3	13	5	2	2	3		31	
00	Hamilton IV, Tommy		0-1	0-0	2-4	0	3	3	2	2	3	1	0	0		13	
01	Francis, Brandone		1-1	0-0	0-3	0	0	0	0	2	1	0	0	0		6	
02	Smith, Zhaire		6-8	0-0	0-0	1	0	1	3	12	3	0	2	0		20	
03	Webster, Josh		0-0	0-0	0-0	0	0	0	0	0	0	0	0	0		1	
23	Culver, Jarrett		3-6	0-2	2-3	1	4	5	2	8	4	0	2	6		25	
25	Moretti, Davide		3-9	2-6	0-0	0	1	1	2	8	3	0	0	3		22	
30	Sorrells, Andrew		0-1	0-0	0-0	0	0	0	1	0	1	0	0	0		1	
35	Hicks, Parker		1-1	0-0	0-0	0	0	0	0	2	0	0	0	0		1	
Team						2	2	4									
Totals				31-63	4-16	7-21	12	22	34	20	73	23	9	7	15	200	
FG % 1st Half: 12-33			36.4%	2nd half: 19-30	63.3%	Game: 31-63	49.2%										Deadball
3FG % 1st Half: 3-10			30.0%	2nd half: 1-6	16.7%	Game: 4-16	25.0%										Rebounds
FT % 1st Half: 2-7			28.6%	2nd half: 5-14	35.7%	Game: 7-21	33.3%										7

Officials: Kelly Self, Darron George, Chance Moore

Technical fouls: Rice-None. Texas Tech-Evans, Keenan.

Attendance: 7034

Score by periods	1st	2nd	Total
Rice	25	28	53
Texas Tech	29	44	73

Points	In	Off	2nd	Fast	Bench
RICE	12	6	2	0	13
TTU	48	34	8	14	34

Last FG - RICE 2nd-00:12, TTU 2nd-00:51.

Largest lead - RICE by 8 1st-11:01, TTU by 22 2nd-00:51.

RICE led for 15:11, TTU led for 21:47, Game was tied for 03:02.

Score tied - 2 times.  
Lead changed - 4 times.

No. 24 Texas Tech shot 63.3% in the second half in turning a four-point second half Rice lead into a 73-53 defeat, Saturday night at Lubbock Municipal Coliseum.

Junior Connor Cashaw recorded his second straight double-double, recording game-highs of 21 points and 12 rebounds while setting a career-high with five three-pointers. Senior Bishop Mency scored nine points and Robert Martin added eight.

Rice began the game hot from the field. After Texas Tech opened the scoring, Rice scored nine of the next 11 points on three-pointers from Mency, Cashaw and Miles Lester. TTU then hit a pair of layups to make it a one-point game. However, a three from Cashaw followed by a three-point play by Martin gave Rice a 15-8 lead 6:22 into the game.

After trading baskets, Davide Moretti hit a three for Tech. But baskets by Cashaw and Najja Hunter gave the Owls their largest lead of the game, 21-13, with 11:01 to play in the half.

However, that's when Rice went cold. The Owls missed their final eight shots of the half while turning the ball over eight times, as the Red Raiders closed the half on a 16-4 run to lead 29-25 at the break.

Tech opened the scoring in the second half with a layup. Rice immediately answered, rattling off 10 straight points on three-pointers from Martin and a pair from Cashaw, giving Rice a 35-31 lead just 2:49 into the second stanza. However, the Red Raiders went on a 20-5 run over the next 6:34 to gain a 50-41 advantage midway through the second half.

Malik Osborne then hit a jumper and made a pair of free throws to pull Rice within seven points with 8:16 to play. The Owls had a chance to make it a five-point game when Cashaw went to the line for a one-and-one. But he missed the front end and Texas Tech went on a 15-4 run to put the game away.

Rice connected on just 38.6% (17-of-44) from the field and 40.0% (10-of-25) from three while shooting just 9-of-15 (60.0%) from the free throw line. Texas Tech shot 49.2% (31-of-63) from the floor and just 25.0% (4-of-16) from three while hitting just 7-of-21 (33.3%) from the charity stripe. However, the Red Raiders scored 34 points off of 26 Rice turnovers.

## NATIONAL POLLS

### ASSOCIATED PRESS (Dec. 18)

1.	Villanova (45)	11-0	1,602
2.	Michigan State (15)	10-1	1,560
3.	Arizona State (5)	10-0	1,429
4.	Duke	11-1	1,390
5.	North Carolina	10-1	1,332
6.	Miami (Fla.)	9-0	1,308
7.	Kentucky	9-1	1,231
8.	Texas A&M	9-1	1,156
9.	Xavier	10-1	1,073
10.	West Virginia	9-1	1,040
11.	Wichita State	8-2	851
12.	Gonzaga	9-2	831
13.	Virginia	9-1	796
14.	Kansas	8-2	791
15.	TCU	10-0	789
16.	Purdue	11-2	706
17.	Oklahoma	8-1	691
18.	Arizona	8-3	396
18.	Baylor	9-2	396
20.	Cincinnati	9-2	314
21.	Tennessee	7-2	308
21.	<b>Texas Tech</b>	<b>9-1</b>	<b>308</b>
23.	Seton Hall	9-2	223
24.	Florida State	9-1	164
25.	Creighton	8-2	144

### Others Receiving Votes

Arkansas 83, Notre Dame 73, Clemson 35, Louisville 28, Texas 21, Nevada 13, Oklahoma State 9, Minnesota 9, SMU 5, Alabama 5, Auburn 4, Virginia Tech 3, Rhode Island 2, Syracuse 2, Florida 2, Towson 1, Michigan 1.

### USA TODAY (Dec. 18)

1.	Villanova (26)	11-0	794
2.	Michigan State (6)	10-1	765
3.	Duke	11-1	676
4.	North Carolina	10-1	654
4.	Arizona State	10-0	654
6.	Kentucky	9-1	636
7.	Miami (Fla.)	9-0	590
8.	Xavier	10-1	540
9.	Texas A&M	9-1	536
10.	West Virginia	9-1	508
11.	Wichita State	8-2	449
12.	TCU	10-0	418
13.	Kansas	8-2	404
14.	Virginia	9-1	387
15.	Gonzaga	9-2	357
16.	Purdue	11-2	353
17.	Oklahoma	8-1	300
18.	Baylor	9-2	210
19.	Arizona	8-3	199
20.	Tennessee	7-2	140
21.	<b>Texas Tech</b>	<b>9-1</b>	<b>129</b>
22.	Seton Hall	9-2	126
22.	Cincinnati	9-2	126
24.	Creighton	8-2	115
25.	Florida State	9-1	103

### Others Receiving Votes

Notre Dame 64, Arkansas 26, Virginia Tech 26, Texas 22, Louisville 20, Florida 15, Clemson 10, Boise State 9, Missouri 7, Syracuse 7, Rhode Island 6, Mississippi State 5, Loyola-Chicago 4, Saint Mary's 3, **Stephen F. Austin** 3, Michigan 2, Oklahoma State 1, Alabama 1.



Quick Hits

- When Connor Cashaw recorded 23 points and 10 rebounds in the first half against St. Edward’s, it was the first time an Owls recorded a double-double in the first half since Sean Obi against South Alabama on Dec. 7, 2013.

Rice Celebrates 104th Season of Basketball

- Rice will play its 104th season of basketball in 2017-18.
- The Owls have an all-time record of 1,097-1,406 (.438), which includes 61-135 (.311) in Conference USA action.
- Rice also has a 541-868 (.384) mark all-time in conference play.
- Rice has made 11 postseason appearances, including four NCAA, five NIT, one CBI and one CIT appearance.

Rice in the Postseason

- Rice made its 11th appearance in postseason play and its first since 2011-12 last season.
- Rice has made four NCAA appearances, five NIT appearances, one CIT appearance and one CBI appearance.
- It was the Owls first-ever appearance in the College Basketball Invitational.
- Rice is 6-13 all-time in postseason play. Rice is 2-1 at home, 2-6 on the road and 2-5 on a neutral court.
- Both games were at home, just the second and third postseason home games in school history.

Scouting Rice

- Rice is 3-8 on the year and has lost four of five after falling at No. 24 Texas Tech, 73-53, last Saturday.
- Junior guard Connor Cashaw is eighth in Conference USA in scoring with 16.6 points and is seventh with 7.2 rebounds. He is also averaging 2.6 assists and is tied for 10th in the league with 2.0 three-pointers per game.
- Graduate guard A.J. Lapray is second on the team with 11.1 points and is connecting on 44.4% from beyond the arc.
- Sophomore guard Ako Adams is averaging 8.9 points and 3.3 boards. He also leads the team with 3.6 assists.
- The Owls are averaging 66.8 points per game while allowing 74.9.
- Rice is connecting on just 38.5% from the floor and 30.0% from three. Its opponents are shooting just 43.7% from the field but are being held to 31.5% from beyond the arc, which is third in Conference USA.
- The Owls are grabbing 39.2 rebounds per game while allowing 37.4.
- Head coach Scott Pera is in his first season leading the Rice men’s basketball program after serving its last three years as its Associate Head Coach.

Scouting New Mexico

- New Mexico is 3-8 on the season. It has lost four straight games and seven of its last eight after falling to No. 23 Arizona, 89-73.
- Senior guard/forward Sam Longwood is leads the team with 14.2 points and 5.0 rebounds per game.
- Junior guard Chris McNeal is second on the squad with 12.6 points. He is also tied for seventh in the Mountain West Conference with 2.3 three-pointers per game and ninth in assists (3.2).
- Junior guard Anthony Mathis is averaging 10.2 points. He is also third in the Mountain West in three-point field goal percentage (.483) and fifth in three-pointers made per game (2.6).
- Junior guard Troy Simons is scoring 9.5 points per game and is second in the league in steals (2.1).
- New Mexico is scoring 80.0 points per game while allowing just 77.4.
- The Lobos are connecting on 41.6% from the field while also hitting on 35.4% from three. Their opponents are connecting on 46.5% from the floor and 37.7% from beyond the arc.
- UNM is pulling down just 33.5 rebounds per game but allowing just 40.8.
- New Mexico leads the Mountain West in free throw percentage (.756) and turnover margin (+6.0) and is second in steals (8.2) and three-pointers made per game (11.2).
- Head coach Paul Weir is in his first season at the helm of the New Mexico men’s basketball program. In two years as a head coach, Weir is 31-14 (.689).

Series History

- Rice and New Mexico will meet for the second time in the last three years and just the seventh time overall.
- The Lobos hold a 4-2 advantage in the series, which is tied at two games apiece in Albuquerque.
- Rice won the last meeting in 2015, 90-89 at The Pit.
- Four of the six meetings came while the schools were members of the Western Athletic Conference.
- Below is a history of the Rice-New Mexico series.

Dec. 22, 1958	W	81-69	Away	Feb. 13, 1997	L	64-81	Away
Dec. 30, 1993	L	75-90	Away	Mar. 4, 1999	L	49-51	Neutral
Jan. 18, 1997	L	61-69	Home	Dec. 19, 2015	W	90-89	Away

Next Up

- Rice returns home this Friday, Dec. 22, to face Texas State. Tip-off is scheduled for 7 p.m. CT and the game will be livestreamed by CUSAtv.

Rice vs. the Mountain West

- When the Owls face New Mexico, it will be just the 15th meeting against the Mountain West Conference.
- Rice is 5-9 all-time against the Mountain West.
- This will be the second of two meetings against the MWC this year. Rice fell to UNLV in the MGM Grand Main Event.
- Below is a breakdown of Rice’s record against the Mountain West Conference.

Team	Last Meeting	Record
Colorado State	Nov 15, 2006	1-0
Fresno State	Nov. 22, 2015	0-1
UNLV	Nov. 20, 2017	0-1

2017-18 C-USA Standings (As of 12/17)

Team	C-USA		Overall	
	W-L	PCT.	W-L	PCT.
Middle Tennessee	0-0	.000	7-2	.778
Marshall	0-0	.000	8-3	.727
Old Dominion	0-0	.000	8-3	.727
UAB	0-0	.000	7-4	.636
Louisiana Tech	0-0	.000	7-4	.636
Southern Miss	0-0	.000	7-4	.636
WKU	0-0	.000	7-4	.636
Florida Atlantic	0-0	.000	6-4	.600
North Texas	0-0	.000	7-5	.583
UTSA	0-0	.000	7-5	.583
FIU	0-0	.000	5-6	.455
Charlotte	0-0	.000	3-6	.333
UTEP	0-0	.000	3-6	.333
Rice	0-0	.000	3-8	.273

Upcoming Games

Tuesday, December 19

Marshall at 10/9 Xavier (FS1)	5:30 p.m.
Florida Gulf Coast at FIU (CUSAtv)	6 p.m.
Belmont at WKU (FCS)	7 p.m.
Florida Atlantic at 24/RV Texas Tech (FSNSW+)	7 p.m.
Incarnate Word at UTEP (CUSAtv)	8 p.m.
Rice at New Mexico (AT&T Sportsnet)	8:30 p.m.

Wednesday, December 20

North Texas at NR/RV Georgetown (FS2)	6 p.m.
New Orleans at UAB (CUSAtv)	7 p.m.
UTSA at Nebraska (BTN)	7 p.m.

Thursday, December 21

Southern Miss at 19/19 Florida State (ACCN)	1 p.m.
New Orleans Shootout; New Orleans, La.	
Louisiana Tech vs. Alabama State	2:30 p.m.
Charlotte at USF (ESPN3)	6 p.m.
Don Haskins Sun Bowl Inv.; El Paso, Texas	
Howard at UTEP (CUSAtv)	8 p.m.

Friday, December 22

Hawaiian Airlines Diamond Head Classic; Honolulu, Ha.	
Middle Tennessee vs. Princeton (ESPNU)	4:30 p.m.
Eastern Kentucky at Marshall (CUSAtv)	6 p.m.
Hartford at FIU (CUSAtv)	6 p.m.
Old Dominion vs. Norfolk State	6 p.m.
Texas State at Rice (CUSAtv)	7 p.m.
WKU at Austin Peay (OVC Digital Network)	7 p.m.
New Orleans Shootout; New Orleans, La.	
Louisiana Tech vs. Liberty/Fort Wayne	TBD
Don Haskins Sun Bowl Inv.; El Paso, Texas	
UNC-Wilmington/N. Dakota St. at UTEP (CUSAtv)	TBD

Saturday, December 23

Mississippi Valley State at UAB (CUSAtv)	2 p.m.
Florida Atlantic at Minnesota (BTN)	2:30 p.m.
Southern Miss vs. Mississippi State	6 p.m.
Hawaiian Airlines Diamond Head Classic; Honolulu, Ha.	
Middle Tennessee vs. Akron/USC (ESPN2/ESPN3)	TBD

Monday, December 25

Hawaiian Airlines Diamond Head Classic; Honolulu, Ha.	
Middle Tennessee vs. TBD (ESPNU)	TBD

Thursday, December 28

* Southern Miss at Marshall (CUSAtv)	6 p.m.
* Rice at UTSA (CUSAtv)	7 p.m.
* Louisiana Tech at WKU (beIN)	7 p.m.
* North Texas at UTEP (CUSAtv)	8 p.m.

All Times Central  
\* Conference USA game

RECORD WHEN...		
	2017-18	Pera
All Games	3-8	3-8
Home Games	2-3	2-3
Road Games	1-3	1-3
Neutral Site Games	0-2	0-2
C-USA Games	0-0	0-0
C-USA Home Games	0-0	0-0
C-USA Road Games	0-0	0-0
Non-Conference Games	3-8	3-8
Non-Conference Home Games	2-3	2-3
Non-Conference Road Games	1-3	1-3
Non-Conference Neutral Site Games	0-2	0-2
White Jerseys	2-4	2-4
Blue Jerseys	1-4	1-4
November Games	2-5	2-5
December Games	1-3	1-3
January Games	0-0	0-0
February Games	0-0	0-0
March Games	0-0	0-0
Sunday Games	0-0	0-0
Monday Games	0-1	0-1
Tuesday Games	0-1	0-1
Wednesday Games	0-2	0-2
Thursday Games	1-0	1-0
Friday Games	1-1	1-1
Saturday Games	1-3	1-3
Overtime Games	0-0	0-0
Night Games	2-6	2-6
Day Games	1-2	1-2
TV Games	1-7	1-7
led at halftime	3-2	3-2
trail at halftime	0-6	0-6
tied at halftime	0-0	0-0
shoot better than opp.	2-0	2-0
shoot the same as opp.	0-0	0-0
shoot worse than opp.	1-8	1-8
Shoot 45% or better	2-0	2-0
Shoot less than 45%	1-8	1-8
Opp. shoots 45% or better	0-4	0-4
Opp. shoots below 45%	3-4	3-4
Make five or fewer 3-pointers	1-1	1-1
Make more than five 3-pointers	2-7	2-7
Attempt 15 or fewer 3-pointers	0-0	0-0
Attempt more than 15 3-pointers	3-8	3-8
Shoot more free throws than opp.	2-5	2-5
Opp. shoots same/more free throws	1-3	1-3
Outrebound opponent	3-3	3-3
Same/Outrebounded by opp.	0-5	0-5
Bench outscores opp.	2-4	2-4
Fewer/same bench points	1-4	1-4
Commit fewer turnovers	0-1	0-1
Commit more turnovers	3-4	3-4
Commit same turnovers	0-3	0-3
Commit 15 or fewer turnovers	0-5	0-5
Commit more than 15 turnovers	3-3	3-3
Lead with 5:00 remaining	2-1	2-1
Trail with 5:00 remaining	0-7	0-7
Tied with 5:00 remaining	1-0	1-0
1-5 point margins	1-2	1-2
6-10 point margins	0-0	0-0
11-19 point margins	1-2	1-2
20+ point margins	1-4	1-4
vs. Top 25 teams	0-0	0-0
Score 59 or fewer points	0-3	0-3
Score 60-69 points	0-4	0-4
Score 70-79 points	1-1	1-1
Score 80 or more points	2-0	2-0
Allow 59 or fewer points	1-0	1-0
Allow 60-69 points	1-2	1-2
Allow 70-79 points	0-4	0-4
Allow 80 or more points	1-2	1-2

New Mexico	Dec. 19, 2015	1-0
Former Mountain West members		3-7
<b>Total</b>		<b>5-9</b>

#### ADAMS JOINS SELECT LIST

- With nine assists and no turnovers at Northwestern State, Ako Adams joined an elite club.
- Adams became just one of six players in school history to record nine assists and no turnovers.
- Taking it a step further, Adams is the first player in school history with 16 points and nine assists without turning the ball over.
- Below is a list of nine assist, no turnover games in school history.

Name	Opponent	Date	Assists, Turnovers
D'Wayne Tanner	Nevada	Dec. 10, 1988	6 pts, 10 asts, 0 TO
Rashid Smith	St. Edward's	Dec. 18, 2002	3 pts, 9 asts, 0 TO
Lorenzo Williams	SMU	Feb. 24, 2007	10 pts, 9 asts, 0 TO
Rodney Foster	Portland State	Nov. 11, 2008	8 pts, 9 asts, 0 TO
Max Guercy	at UTSA	Mar. 5, 2015	12 pts, 10 asts, 0 TO
<b>Ako Adams</b>	<b>at Northwestern State</b>	<b>Nov. 17, 2017</b>	<b>16 pts, 9 asts, 0 TO</b>

#### STEPPING INTO HIS OWN

- Through his first two seasons, Connor Cashaw averaged 8.3 points, 4.9 rebounds and 1.5 assists.
- However, in the first 11 games this year, the Lincolnshire, Ill., native has become a leader on the court, leading the team in scoring (16.6), rebounding (7.2) and steals (1.3) while also adding 2.6 assists.

#### RICE ONE OF THE YOUNGEST TEAMS IN DIVISION I

- The 2017-18 Rice basketball team will be one of the youngest in the country. Of the 15 players, 10 are either freshmen (3) or sophomores (7).
- Junior Connor Cashaw, seniors Bishop Mency and J.T. Trauber and graduate transfers Dylan Jones and A.J. Lapray are the only upperclassmen.

#### RICE OPENS 2016-17 AT HOME

- For the first time since 2013-14, Rice will begin the year with a pair of home games. The Owls begin the season against Eastern Kentucky on Nov. 10 before hosting Georgia State on Nov. 14.
- Both games will be a part of the MGM Grand Main Event.
- Rice opened the 2013-14 season with a 69-60 victory over St. Thomas before falling to Southeastern Louisiana, 63-62.

#### RICE LOOKS TO MAKE UP FOR LOST PRODUCTION

- Last year, Rice averaged 81.5 points and 38.1 rebounds per game.
- However, the Owls return just one of its top seven scorers and rebounders from last year.
- Rice returns just 19.2-percent of its scoring and 25.9-percent of its rebounding.

#### CONSECUTIVE GAMES WITH A THREE

- Rice has connected on at least one three-pointer in the last 301 games, setting a new school record.
- The Owls last went without a trey on March 5, 2008 against East Carolina.
- The previous record was 264 games from January 30, 1997 until January 28, 2006.
- Kentucky currently holds the nation's longest streak at 1,023 consecutive games.
- UNLV (1,017) and Vanderbilt (1,009) are the only two schools to have made at least one three-pointer in every game since the NCAA adopted the three-point line prior to the 1986-87 season.

#### 13 GAMES TO BE BROADCAST IN 2017-18

- 13 men's basketball games will be broadcast during the 2017-18 season over five separate networks
- FloSports.com will livestream the first two games of the season, Nov. 10 vs. Eastern Kentucky and Nov. 14 vs. Georgia State. FloSports will also livestream the Mar. 1 game against UTEP.
- ESPN3 will livestream six games this year: road games at UT-Arlington (Nov. 29), Stephen F. Austin (Dec. 9) and North Texas (Feb. 3) and home games versus St. Edward's (Dec. 14), WKU (Feb. 17) and UTSA (Mar. 3).
- The Consolation/Championship game of the MGM Grand Main Event against either Ole Miss or Utah (Nov. 22) will be broadcast by either ESPN2 or ESPNU.
- AT&T Sportsnet will broadcast two games; the opener of the MGM Grand Main Event against UNLV (Nov. 20) and at New Mexico (Dec. 19)
- Stadium will also broadcast the Feb. 8 game at Middle Tennessee.
- Additionally, all other home games and Conference USA games will be livestreamed by CUSA.tv.
- Additional games may still be selected for broadcast at a future date.

#### RICE MAKES ITS MARK ON HURRICANE HARVEY RELIEF

- After Hurricane Harvey ravaged the City of Houston, the Rice Basketball team went to work.
- Members of the squad set up the Rice Men's Basketball Houston Flood Relief Fund. All donations go directly to the City of Houston Hurricane Harvey Relief Fund.
- As of Dec. 13, the squad has raised over \$190,000.
- Fans can donate to the fund one of two ways: by going to  
<https://www.redcross.org/donate/cm/riceuniversitybasketball-pub> or  
<https://www.youcaring.com/houstonhurricaneharveyrelieffund-919070>

#### RICE WELCOMES SEVEN NEWCOMERS

- Rice welcomes seven newcomers to his year's team. Included are freshmen Najja Hunter, Miles Lester and Malik Osborne, graduate transfers Dylan Jones and A.J. Lapray, transfer Josh Parrish and walk-on J.T.

- Trauber. Below is a breakdown of each of the Owls' seven newcomers.
- *Najja Hunter* / Fr. / G / 6-5 / 180  
Led St. Benedict's Prep to a 30-4 record as a senior while helping the Gray Bees to the State Prep A championship ... averaged 12.0 points, 4.8 rebounds, 3.8 assists and 2.0 steals ... as a junior, was named All-Friends Schools League Honorable Mention while helping Westtown High School to the Pennsylvania Independent Schools Athletic Association state championship, the first in school history ... rated a three-star prospect by ESPN, Rivals and 247 Sports.
  - *Dylan Jones* / Gr. / F / 6-8 / 215  
Graduate transfer from Penn ... sat out last year due to injury ... scored 83 points and grabbed 56 rebounds in 47 career games at Penn.
  - *A.J. Lapray* / Gr. / G / 6-5 / 190  
Graduate transfer from Pepperdine ... scored 72 points in 34 games over two years ... started his career at Oregon ... played two games before suffering a season-ending injury.
  - *Miles Lester* / Fr. / G / 6-0 / 170  
Played for Mike Mannix at Wilbraham & Monson Academy ... Averaged 15.4 points, 5.7 assists, 4.3 rebounds while shooting 48% from the field ... was named All-New England Preparatory School Athletic Council (NEPSAC) Honorable Mention ... Team Most Valuable Player ... as a junior, averaged 10.4 Points, 4.1 assists, 3.7 rebounds.
  - *Malik Osborne* / Fr. / F / 6-8 / 200  
Led Don Bosco Prep (Ind.) to the Mid-American Prep Championship ... as a senior at Rich South (Ill.) in 2015-16, he averaged 10.8 points, 7.1 rebounds and 1.6 steals while helping the Stars to an 18-8 record and the conference championship ... his performance earned him All-Conference and All-Area Honorable Mention.
  - *Josh Parrish* / So. / G / 6-5 / 210  
Transfer from TCU ... must sit out the 2017-18 season due to NCAA Transfer rules ... scored 10 points in 12 games ... ranked in the prestigious Rivals 150 nationally at No. 149 ... a four-star recruit according to MaxPreps and ranked as the 15th best player in the state of Texas by 247Sports ... also sat as the No. 37 ranked player in the state of Texas according to Texashoops.com ... named first-team all-district as a junior after averaging 12 points, 7.0 boards and 3.5 assists per game ... during his senior campaign, was named the 14-5A Co-MVP and the Fort Worth Star-Telegram Super Team Player of the Year after averaging 20.7 points, 8.5 rebounds and 2.8 assists per game ... was named to the Texas Association of Basketball Coaches Class 5A All-Region II team.
  - *J.T. Trauber* / Sr. / G / 5-10 / 165  
Returns to the team after playing as a freshman ... sat out the last two years to focus on academics ... scored nine points in six games.

**RICE SIGNS FOUR IN EARLY SIGNING PERIOD**

- Rice men's basketball coach Scott Pera announced the signings of Quentin Millora-Brown (Lorton, Va.), Payton Moore (Los Angeles, Calif.), Chris Mullins (Grand Prairie, Texas), Trey Murphy (Cary, N.C.) to national letters of intent for the 2018-19 school year.
- *Quentin Millora-Brown* / F / 6-10  
Led Bishop O'Connell to a 20-10 record last year and a 12-6 mark in the Washington Catholic Athletic Conference (WCAC) ... averaged 5.5 points, 6.2 rebounds and 1.2 blocks ... was twice honored as a WCAC All-Conference Honorable Mention ... averaged 12 points, 11 rebounds, four blocks and two assists to help lead the New World AAU squad to the Adidas Gauntlet Finale 16-under championship.
- *Payton Moore* / G / 6-4  
Helped Santa Monica high school to a 20-8 record and a perfect 10-0 mark in conference play ... averaged 13 points, eight rebounds, four assists and two steals last year ... was named First Team All-Ocean League and Second Team All-Gold Coast League ... while at Winward School, helped the squad to the California Interscholastic Federation (CIF) Division 5 Southern Section Championship.
- *Chris Mullins* / G / 6-3  
Led Mansfield Timberview to a 32-7 record last year and the Class 5A state championship ... 36 points and was named the game's Most Valuable Player ... averaged 18.0 points, 5.0 rebounds, 4.5 assists and 2.0 assists ... named District 10-5A Defensive MVP ... named First Team All-District and Texas Association of Basketball Coaches (TABC) All-Region and All-State, as well as Second Team Star-Telegram Super Team ... three-time First Team All-District selection and a two-time 5A Defensive Player of the Year and TABC All-Region All-State ... rated a three-star prospect by both ESPN and Rivals.
- *Trey Murphy* / G / 6-6  
averaged 22.3 points, 4.3 rebounds and 2.8 assists while connecting on 54% from the floor, 47% from three and 93% from the free throw line ... Triangle Independent School Athletic Conference (TISAC) All-Conference ... for his high school career, averaged 22 points while shooting 53% from the floor, 45% from three and 93% from the charity stripe ... school leader in field goals made, three-pointers made and free throws made.

CAREER DOUBLE-DOUBLES				
Connor Cashaw (4)		P	R	A
Northwestern State	Dec. 19, 2016	13	10	-
Eastern Kentucky	Nov. 10, 2017	18	11	-
St. Edward's	Dec. 14, 2017	27	12	-
at Texas Tech	Dec. 16, 2017	21	12	-
A.J. Lapray (1)		P	R	A
St. Thomas	Nov. 25, 2017	16	10	-

CAREER LISTS				
Three-Pointer Made				
21.	116	Tamir Jackson		2009-13
22.	107	Mike Wilks		1997-2001
23.	103	<b>Bishop Mercy</b>		<b>2014-present</b>
		Bobby Crawford		1996-98
25.	101	<b>Connor Cashaw</b>		<b>2015-present</b>
Three-Pointers Attempted				
19.	352	Morris Almond		2003-07
		Shawn Tyndell		1997-2002
21.	331	Tommy McGhee		1992-96
22.	328	<b>Bishop Mercy</b>		<b>2014-present</b>
23.	309	Mike Wilks		1997-2001
24.	275	Bobby Crawford		1996-98
25.	273	<b>Connor Cashaw</b>		<b>2015-present</b>

Three-Point Field Goal Percentage				
1.	.435	Morris Almond		2003-07
2.	.429	Tommy McGhee		1992-96
3.	.399	Chase Maag		1990-92
4.	.398	Egor Koulechov		2015-17
5.	.396	Dana Hardy		1988-92
6.	.395	Omar-Seli Mance		2000-03
7.	.393	Rashid Smith		2000-04
8.	.391	Erik Cooper		1998-2001
9.	.387	Dave Mlachnik		1987-89
10.	.385	Austin Ramljak		2012-14
11.	.382	Mike Girardi		1985-88
12.	.375	Boby Crawford		1996-98
13.	.374	<b>Connor Cashaw</b>		<b>2015-present</b>
		Cory Pflieger		2005-11
		Adam Peakes		1991-95

HONORS & AWARDS	
Connor Cashaw	
College Sports Madness Preseason Third Team All-CUSA	

## LAST RICE-NEW MEXICO BOX (DEC. 19, 2015)

### Official Basketball Box Score -- Game Totals -- Final Statistics

#### Rice vs New Mexico

12/19/15 6 p.m. at Albuquerque, N.M.

#### Rice 90 • 5-6

#	Player		Total		3-Ptr	Rebounds			PF		TP		A		Blk		Stl	Min
			FG-FGA	FG-FGA	FT-FTA	Off	Def	Tot										
04	KOULECHOV, Egor	f	10-16	6-10	6-7	1	4	5	1	32	4	2	1	2				39
54	DRONE, Andrew	c	2-4	0-0	2-3	2	0	2	4	6	2	0	0	0				22
01	GUERCY, Max	g	1-7	0-1	4-4	1	1	2	4	6	1	2	0	0				25
02	EVANS, Marcus	g	8-18	1-7	4-6	2	6	8	5	21	4	5	0	2				31
15	MENCY, Bishop	g	1-6	1-5	0-0	0	3	3	1	3	1	1	1	0				30
00	CASHAW, Connor		5-7	3-4	1-2	0	1	1	3	14	3	2	0	2				29
12	LETCHER-ELLIS, M.		2-6	0-0	3-3	1	5	6	5	7	1	1	0	4				19
32	SMITH, Amir		0-0	0-0	1-2	0	1	1	1	1	0	0	0	1				5
Team						2	1	3										
Totals			29-64	11-27	21-27	9	22	31	24	90	16	13	2	11				200
FG % 1st Half: 13-31			41.9%	2nd half: 16-33	48.5%	Game: 29-64		45.3%	Deadball									
3FG % 1st Half: 6-14			42.9%	2nd half: 5-13	38.5%	Game: 11-27		40.7%	Rebounds									
FT % 1st Half: 6-7			85.7%	2nd half: 15-20	75.0%	Game: 21-27		77.8%	3,3									

#### New Mexico 89 • 7-3

#	Player		Total		3-Ptr	Rebounds			PF		TP		A		Blk		Stl	Min
			FG-FGA	FG-FGA	FT-FTA	Off	Def	Tot										
20	LOGWOOD, Sam	f	1-2	1-2	1-2	0	3	3	2	4	2	1	0	2				31
32	WILLIAMS, Tim	f	9-12	0-0	0-0	4	5	9	0	18	2	2	1	0				31
11	AGET, Obij	c	3-5	0-0	5-8	2	5	7	2	11	2	2	5	0				22
01	NEAL, Cullen	g	6-11	2-3	2-5	1	1	2	5	16	7	5	0	1				25
04	BROWN, Elijah	g	5-13	3-9	8-9	0	5	5	2	21	2	3	0	1				30
03	HUNTER, Jordan		2-4	1-3	0-0	0	1	1	2	5	1	3	0	0				6
14	KUIPER, Dane		1-2	0-0	0-0	0	0	0	0	2	0	0	0	0				4
21	ADAMS, Xavier		0-0	0-0	3-4	1	2	3	4	3	3	0	1	0				13
23	FURSTINGER, Joe		1-2	0-0	3-4	1	4	5	4	5	0	1	1	1				13
25	JACOBS, Tim		0-1	0-0	0-0	0	1	1	1	0	2	1	0	2				10
31	MATHIS, Anthony		0-3	0-2	0-0	0	1	1	0	0	1	0	0	0				7
33	SCEKIC, Nikola		2-4	0-0	0-0	1	0	1	0	4	0	0	0	1				8
Team						1	1	2										
Totals			30-59	7-19	22-32	11	29	40	22	89	22	18	8	8				200
FG % 1st Half: 15-28			53.6%	2nd half: 15-31	48.4%	Game: 30-59		50.8%	Deadball									
3FG % 1st Half: 5-12			41.7%	2nd half: 2-7	28.6%	Game: 7-19		36.8%	Rebounds									
FT % 1st Half: 9-13			69.2%	2nd half: 13-19	68.4%	Game: 22-32		68.8%	3									

Officials: Tom O'Neill, Kevin Brill, Ryan Holmes

Technical fouls: Rice-None. New Mexico-WILLIAMS, Tim.

Attendance: 12507

Score by periods	1st	2nd	Total
Rice	38	52	90
New Mexico	44	45	89

Points	In	Off	2nd	Fast	Bench
RICE	30	28	9	23	22
NM	34	16	8	8	19

Last FG - RICE 2nd-00:21, NM 2nd-01:44.

Largest lead - RICE by 12 1st-12:56, NM by 17 2nd-12:59.

RICE led for 15:25. NM led for 21:08. Game was tied for 03:27.

Score tied - 4 times.  
Lead changed - 2 times.

#### RICE-NEW MEXICO LAST MEETING

- Egor Koulechov's free throw with 0.1 seconds left erased a 17-point second half deficit and gave Rice a 90-89 victory at The Pit.
- Koulechov scored a career-high 32 points including 24 points in the second half. Marcus Evans scored 21 points, his fourth straight 20-point game, and grabbed a career-high eight rebounds. Connor Cashaw added 14 points.
- Rice trailed 80-65 with 6:07 to play. Cashaw hit a three and after a Marquez Letcher-Ellis steal, Evans converted a three-point play to get Rice within nine.
- Obij Aget made one-of-two free throws and Elijah Brown hit a jumper to push the lead to eight. After

Evans made a jumper, Aget made one-of-two from three. Rice got a stop and Evans found Koulechov for a three. Cashaw then stole the ball from Tim Jacobs and hit Evans for a dunk.

- Brown made one-of-two free throws and Koulechov made a pair to get within one. Brown was then fouled made both free throws with 32 seconds left. But, Koulechov tied the game with his sixth three of the game with 21 seconds left.
- UNM threw the ball away with 13 seconds left and corralled Koulechov's rebound. But they called a timeout that they didn't have, forcing a technical foul. Koulechov stepped to the line and made the free throw, giving Rice the victory.

## RICE IN C-USA/NCAA STATS

Team	C-USA Rank	NCAA Rank (top 100)
Scoring Offense	66.8	14th
Scoring Defense	74.9	11th
Scoring Margin	-8.1	14th
FT Perc.	.671	13th
FG Perc.	.385	14th
FG Perc. Def.	.437	11th
3Pt FG Perc.	.300	13th
3Pt FG Perc. Def.	.315	3rd
Rebounding Offense	39.2	5th
Rebounding Defense	37.4	10th
Rebounding Margin	+1.8	6th
Blocks	1.6	13th
Assists	11.5	13th
Steals	6.1	10th
Turnover Margin	-4.6	14th
Assist/Turnover Ratio	0.6	14th
Offensive Rebounds	11.2	7th
Defensive Rebounds	28.0	3rd
3Pt Field Goals Made	7.4	6th

#### Individual C-USA Rank NCAA Rank (top 100)

##### Ako Adams

Assists	3.5	t11th
Free Throw Perc.	.838	11th
Assist/Turnover Ratio	1.4	14th

##### Connor Cashaw

Scoring	16.6	8th
Rebounding	7.2	7th
3-Pt FG Made	2.0	t10th
Defensive Rebounds	5.7	5th

##### Malik Osborne

Rebounding	5.7	t18th
Offensive Rebounds	2.2	11th

## 2017-18 INDIVIDUAL TOP PERFORMANCES

	RICE	OPPONENT
Points	27, 2x, last by Connor Cashaw vs. St. Edward's (12/14/17)	31, Kevon Harris, Stephen F. Austin (12/9/17)
Field Goals Made	12, Connor Cashaw vs. St. Edward's (12/14/17)	11, Kevon Harris, Stephen F. Austin (12/9/17)
Field Goal Attempts	20, 2x, last by Connor Cashaw vs. St. Edward's (12/14/17)	19, Kevon Harris, Stephen F. Austin (12/9/17)
3 Point FG Made	5, 2x, last by Connor Cashaw at Texas Tech (12/16/17)	8, Kevon Harris, Stephen F. Austin (12/9/17)
3 Point FG Attempts	12, A.J. Lapray vs. St. Thomas (11/25/17)	12, Kevin Hervey, UT-Arlington (11/29/17)
Free Throws Made	7, 4x, last by Malik Osborne vs. St. Edward's (12/14/17)	9, 2x, last by Brandon McCoy, UNLV (11/20/17)
Free Throw Attempts	10, 2x, last by Robert Martin vs. UTRGV (12/2/17)	10, 2x, last by Brandon McCoy, UNLV (11/20/17)
Rebounds	12, 2x, last by Connor Cashaw at Texas Tech (12/16/17)	19, Shakur Juiston, UNLV (11/20/17)
Assists	9, Ako Adams at Northwestern State (11/17/17)	8, 2x, last by Erick Neal, UT-Arlington (11/29/17)
Steals	4, Malik Osborne at Stephen F. Austin (12/9/17)	6, Jarrett Culver, Texas Tech (12/16/17)
Blocked Shots	2, 3x, last by Austin Meyer vs. St. Thomas (11/25/17)	3, Marcanvis Hymon, Ole Miss (11/22/17)



## 2017-18 RICE STARTING LINEUPS

Opponent	Date	Guard	Guard	Guard	Guard/Forward	Forward	Record
Eastern Kentucky	11/10/17	Cashaw	Adams	Mency	Martin	Meyer	0-1
Georgia State	11/14/17	Cashaw	Adams	Mency	Martin	Meyer	0-2
at Northwestern St.	11/17/17	Cashaw	Adams	Mency	Martin	Meyer	1-2
vs. UNLV	11/20/17	Cashaw	Adams	Mency	Martin	Meyer	1-3
vs. Ole Miss	11/22/17	Cashaw	Adams	Mency	Martin	Osborne	0-1
St. Thomas	11/25/17	Lapray	Adams	Mency	Martin	Osborne	1-0
at UT-Arlington	11/29/17	Cashaw	Adams	Mency	Lapray	Osborne	0-1
UTRGV	12/2/17	Cashaw	Adams	Mency	Martin	Osborne	0-2
at Stephen F. Austin	12/9/17	Cashaw	Adams	Mency	Martin	Osborne	0-3
St. Edward's	12/14/17	Cashaw	Adams	Mency	Lester	Osborne	1-0
at Texas Tech	12/16/17	Cashaw	Adams	Mency	Lester	Osborne	1-1
at New Mexico	12/19/17						
Texas State	12/22/17						
at UTSA	12/28/17						
at UTEP	12/30/17						
Old Dominion	1/4/18						
Charlotte	1/6/18						
North Texas	1/13/18						
at Southern Miss	1/18/18						
at Louisiana Tech	1/20/18						
FIU	1/25/18						
Florida Atlantic	1/27/18						
at North Texas	2/3/18						
at Middle Tennessee	2/8/18						
at UAB	2/10/18						
Marshall	2/15/18						
WKU	2/17/18						
at Florida Atlantic	2/22/18						
at FIU	2/24/18						
UTEP	3/1/18						
UTSA	3/3/18						

## 2017-18 LEADS AND DEFICITS

Halftime Leads	Rice 5, Opponents 6, Tied
Rice's Largest Halftime Lead	14 (50-36) vs. St. Thomas (12/14/17)
Rice's Largest Halftime Lead Blown	5 (36-31) vs. Eastern Kentucky (11/10/17)
Rice's Largest Halftime Deficit	27 (51-24) vs. UNLV (11/20/17)
Rice's Largest Halftime Deficit Overcome	
Rice's Largest 2nd Half Lead	24, 2x, last (83-59) at Northwestern State (11/17/17)
Rice's Largest 2nd Half Lead Blown	13 (61-48) vs. Eastern Kentucky (11/10/17)
Rice's Largest 2nd Half Deficit	34, 2x, last (73-39) vs. UNLV (11/20/17)
Rice's Largest 2nd Half Deficit Overcome	6 (53-47) vs. St. Thomas (11/25/17)
Rice's Largest Overall Lead	24, 2x, last (83-59) at Northwestern State (11/17/17)
Rice's Largest Overall Lead Blown	13 (61-48) vs. Eastern Kentucky (11/10/17)
Rice's Largest Overall Deficit	34, 2x, last (73-39) vs. UNLV (11/20/17)
Rice's Largest Deficit Overcome	6 (53-47) vs. St. Thomas (11/25/17)

## 2017-18 HOME VS. ROAD

Home Field Goal Percentage	.390 (103-of-264)
Road Field Goal Percentage	.380 (124-of-326)
Home Three-Point Field Goal Percentage	.305 (36-of-118)
Road Three-Point Field Goal Percentage	.296 (45-of-152)
Home Free Throw Percentage	.704 (112-of-159)
Road Free Throw Percentage	.633 (88-of-139)
Home Scoring Average	70.8 (354 pts.)
Road Scoring Average	63.5 (381 pts.)
Home Opponent Scoring Average	72.4 (362 pts.)
Road Opponent Scoring Average	77.0 (462 pts.)

## HEAD COACH SCOTT PERA



**Scott Pera**  
First Season

### Rice University, Head Coach, 2017-present

Year	Record	Pct.	C-USA Record	Pct.	Postseason
2017-18	3-8	.273	0-0	.000	
<b>Total</b>	<b>3-8</b>	<b>.273</b>	<b>0-0</b>	<b>.000</b>	

### Rice University, Associate Head Coach, 2014-17

Year	Record	Pct.	C-USA Record	Pct.	Postseason
2014-15	12-20	.375	8-10	.444	
2015-16	12-20	.375	7-11	.389	
2016-17	23-12	.657	11-7	.611	CBI Quarterfinals
<b>Total</b>	<b>47-52</b>	<b>.475</b>	<b>26-28</b>	<b>.481</b>	

### University of Pennsylvania, Assistant Coach, 2012-14

Year	Record	Pct.	Ivy Record	Pct.	Postseason
2012-13	9-22	.290	6-8	.429	
2013-14	8-20	.286	5-9	.357	
<b>Total</b>	<b>17-42</b>	<b>.288</b>	<b>11-17</b>	<b>.393</b>	

### Arizona State University, Assistant Coach, 2007-12

Year	Record	Pct.	Pac-10/12 Record	Pct.	Postseason
2007-08	21-13	.618	9-9	.500	NIT Quarters
2008-09	25-10	.714	11-7	.611	NCAA Second Round
2009-10	22-11	.667	12-6	.667	NIT First Round
2010-11	12-19	.387	4-14	.222	
2011-12	10-21	.323	6-12	.333	
<b>Total</b>	<b>90-74</b>	<b>.549</b>	<b>42-48</b>	<b>.467</b>	

### Arizona State University, Director of Basketball Operations, 2006-07

Year	Record	Pct.	Pac-10 Record	Pct.	Postseason
2006-07	8-22	.267	2-16	.111	
<b>Total</b>	<b>8-22</b>	<b>.267</b>	<b>2-16</b>	<b>.111</b>	

### Elizabethtown College, Assistant Coach, 1992-93

Year	Record	Pct.	MAC Record	Pct.	Postseason
1992-93	19-7	.731	8-2	.800	NCAA First Round
<b>Total</b>	<b>19-7</b>	<b>.731</b>	<b>8-2</b>	<b>.800</b>	

## ON THE BENCH



**Chris Kreider**  
Assistant Coach

Is in his first year at Rice ... brings 12 years of coaching experience to South Main ... prior to Rice, spent two years at VMI ... also spent four years at George Mason, helping it to a pair of 20-win seasons and a spot in the championship series of

the CBI.




**Mark Linebaugh**  
Assistant Coach

Is in his first year at Rice ... prior to Rice, spent three years at Hobart ... helped the Statesmen to a top four result in the Liberty League all three years ... spent three years at Colgate as Director of Operations.



**Omar Mance**  
Assistant Coach

Is in his second stint at Rice ... spent the 2007-08 season as an assistant coach ... spent last year at Vanderbilt ... played at Rice from 2000-03 ... two-time Owls MVP and two-time member of the WAC All-Academic Team.



**Rhett Bonner**  
Director of Operations

Is in his second season at Rice ... spent the past two years as assistant coach at Virginia Wesleyan ... spent one year at Randolph Macon.

## PERA VS. OPPONENTS

Opponent	Record
UAB	0-0
Charlotte	0-0
Eastern Kentucky	0-1
Florida Atlantic	0-0
FIU	0-0
Georgia State	0-1
Louisiana Tech	0-0
Marshall	0-0
Middle Tennessee	0-0
UNLV	0-1
New Mexico	0-0
North Texas	0-0
Northwestern State	1-0
Old Dominion	0-0
Ole Miss	0-1
St. Edward's	1-0
St. Thomas	1-0

Southern Miss	0-0
Stephen F. Austin	0-1
UT-Arlington	0-1
UTEP	0-0
UTRGV	0-1
UTSA	0-0
Texas State	0-0
Texas Tech	0-1
WKU	0-0
<b>Total</b>	<b>3-8</b>

## WHAT THEY'RE SAYING ABOUT SCOTT PERA

**James Harden**

**Guard, Houston Rockets**

"I've known him since I was 12 years old. He's been there through my entire life, mentoring me and helping me out. For him to finally get this opportunity is a dream come true for him. He brings a lot of energy, enthusiasm and leadership. He deserves this opportunity. He worked his tail off. He's a great mentor and obviously a great coach."

**Archie Miller**

**Head Coach, Indiana**

"Scott is one the few guys I have ever seen who not only can coach, but truly lives and breathes basketball with his players. He is extremely positive and will bring great energy to the University. He is a winner and competitor, but most importantly, a terrific person."

**Neil Olshey**

**President of Basketball Operations, Portland Trail Blazers**

"The passion, integrity and basketball intellect Scott has brought to the game at every level and the success of the programs he has been involved with make him an outstanding choice to lead the Rice Owls."

**Mike Rhoades**

**Head Coach, VCU**

"Scott is more than ready to move Rice Basketball forward. He is an awesome coach, has great relationships with the players and many throughout the basketball world. He is a proven winner and will outwork everyone. Rice has made a great decision."

**Herb Sendek**

**Head Coach, Santa Clara**

"We are excited to have another one of our former coaches become a college head coach. Coach Pera enjoyed tremendous success as a high school head coach and has played a vital role in the recent surge at Rice. We most certainly wish Coach Pera all the best leading the Owls."

**Lamont Smith**

**Head Coach, San Diego**

"I couldn't be more excited for Scott Pera, his family and Rice University. Scott is an outstanding teacher of both basketball and life. His relationships with players are tremendous. Scott has prepared himself many years for this opportunity and there is no question in my heart that he will be will be very successful at Rice."

**Dedrique Taylor**

**Head Coach, Cal State-Fullerton**

"Scott has worked tirelessly for this day and I couldn't be happier for him, his family and the Rice Owls basketball program. His energy, basketball acumen and ability to recruit will continue to push the program in a direction that we will all be proud of."



## THE LAST TIME...

### INDIVIDUAL

#### Scored 25 Points

Connor Cashaw (27) vs. St. Edward's, 12/14/2017

#### Scored 30 Points

Egor Koulechov (31) vs. Middle Tennessee, 1/5/2017

#### Scored 35 Points

Egor Koulechov (35) at Incarnate Word, 11/26/2016

#### Scored 40 Points

Patrick Britton (40) vs. East Carolina, 3/5/2008

#### Two Players Score 20 Points

Connor Cashaw (27); Bishop Mercy (21) vs. St. Edward's, 12/14/2017

#### Two Players Score 25 Points

Marcus Evans (27); Egor Koulechov (25) at Texas Tech, 12/3/2016

#### 20 Points in Consecutive Games

Connor Cashaw (27) vs. St. Edward's, 12/14/2017; (21) at Texas Tech, 12/16/2017

#### Five Players Score Double-Figures

Egor Koulechov (14); Marcus Evans (13); Marquez Letcher-Ellis (12); Connor Cashaw (11);

Andrew Drone (10); Marcus Jackson (10) vs. Utah Valley, 3/20/2017

#### Six Players Score Double-Figures

Egor Koulechov (14); Marcus Evans (13); Marquez Letcher-Ellis (12); Connor Cashaw (11);

Andrew Drone (10); Marcus Jackson (10) vs. Utah Valley, 3/20/2017

#### Double-Double

Connor Cashaw; 21 points, 12 rebounds at Texas Tech, 12/16/2017

#### Triple-Double

Jason McKrieth; 15 points, 14 rebounds, 10 assists vs. SMU, 12/30/2004

#### Double-Double with Points and Assists

Max Guercy; 12 points, 10 assists at UTSA, 3/5/2015

#### 20-10 Game

Connor Cashaw; 21 points, 12 rebounds at Texas Tech, 12/16/2017

#### 30-10 Game

Egor Koulechov; 31 points, 14 rebounds vs. Middle Tennessee, 1/5/2017

#### Double-Double in Consecutive Games

Connor Cashaw, 27 points, 12 rebounds vs. St. Edward's, 12/14/2017; 21 points, 12 rebounds

at Texas Tech, 12/16/2017

#### Two Players with Double-Doubles

Egor Koulechov, 19 points, 11 rebounds; Marquez Letcher-Ellis, 11 points, 10 rebounds at

Florida Atlantic, 2/11/2017

#### Made 10 Field Goals

Connor Cashaw (12) vs. St. Edward's, 12/14/2017

#### Made 15 Field Goals

Morris Almond (15) vs. North Texas, 11/18/2006

#### Attempted 20 Field Goals

Connor Cashaw (20) vs. St. Edward's, 12/14/2017

#### Attempted 25 Field Goals

Tamir Jackson (28) vs. Houston, 3/13/2013

#### Made 5 Three-Point Field Goals

Connor Cashaw (5) at Texas Tech, 12/16/2017

#### Attempted 10 Three-Point Field Goals

A.J. Lapray (12) vs. St. Thomas, 11/25/2017

#### Made 10 Free Throws

Egor Koulechov (11) vs. San Francisco, 3/15/2017

#### Made 15 Free Throws

Marcus Evans (15) vs. Louisiana Tech, 2/25/2017

#### Made 10 Consecutive Free Throws

Connor Cashaw (10), 12/9-16/2017

#### Made 20 Consecutive Free Throws

Egor Koulechov (23), 2/25-3/15/2017

#### Attempted 10 Free Throws

Robert Martin (10) vs. UTRGV, 12/2/2017

#### Attempted 15 Free Throws

Marcus Evans (16) vs. UTEP, 3/9/2017

#### Attempted 20 Free Throws

Morris Almond (20) vs. Houston, 1/17/2007

#### 10 Rebounds

Connor Cashaw (12) at Texas Tech, 12/16/2017

#### 15 Rebounds

Egor Koulechov (15) at Southern Miss, 1/21/2017

#### 20 Rebounds

Paulius Packevicius (20) vs. Houston, 1/23/2008

#### 8 Assists

Ako Adams (9) at Northwestern State, 11/17/2017

#### 10 Assists

Max Guercy (12) at Charlotte, 2/16/2016

#### 5 Blocks

Marquez Letcher-Ellis (5) at Houston Baptist, 12/3/2015

#### 5 Steals

Marcus Evans (6) vs. FIU, 2/20/2016

#### Played Every Minute

Marcus Evans (40) at Houston Baptist, 12/2/2015

#### Played More Than 40 Minutes

Egor Koulechov (42) vs. Southern Miss, 2/23/2017

### TEAM

#### Scored 90 Points

Won 91-86 vs. St. Edward's, 12/14/2017

#### Scored 100 Points

Won 101-79 vs. North Texas, 1/14/2017

#### Scored Less Than 50 Points

49 at UT-Arlington, 11/29/2017

#### Allowed 90 Points

Lost 95-68 vs. UNLV, 11/20/2017

#### Allowed 100 Points

Lost 102-73 at Charlotte, 2/16/2016

#### Allowed Less than 50 Points

Won 54-49 vs. St. Edward's, 12/6/2014

#### Game Decided by One Point

Lost 73-72 vs. Eastern Kentucky, 11/10/2017

#### Made 30 Field Goals

30 vs. St. Edward's, 12/14/2017

#### Shot 50% from the Floor

.566 (30-53) at Northwestern State, 11/17/2017

#### Shot 60% from the Floor

.633 (31-49) at Omaha, 11/19/2016

#### Made 10 Three-Point Field Goals

10 at Texas Tech, 12/16/2017

#### Made 15 Three-Point Field Goals

16 vs. Old Dominion, 1/26/2017

#### Was held without a Three-Point Field Goal

0-6 vs. East Carolina, 3/5/2008

#### Shot 50% from Three-Point

.500 (11-22) at Northwestern State, 11/17/2017

#### Shot 60% from Three-Point

.667 (14-21) at Omaha, 11/19/2016

#### Shot 80% from the Free Throw Line

.864 (19-22) vs. San Francisco, 3/15/2017

#### Shot 90% from the Free Throw Line

.906 (29-32) vs. Southern Miss, 3/8/2017

#### 50 Rebounds

53 at Marshall, 3/2/2017

#### 15 Assists

18 at Northwestern State, 11/17/2017

#### 20 Assists

20 vs. St. Thomas, 12/21/2016

#### 10 Steals

11 vs. St. Thomas, 12/21/2016

#### 5 Blocks

5 vs. San Francisco, 3/15/2017

#### 10 Blocks

10 at FIU, 2/9/2017

#### Played an Overtime Game

W, 72-71/ot vs. Southern Miss, 2/23/2017

#### Played Multiple Overtimes

W, 82-73/2ot vs. UAB, 2/14/2015

#### Won in Overtime

W, 72-71/ot vs. Southern Miss, 2/23/2017

#### Lost in Overtime

L, 88-81/ot vs. UAB, 1/7/2017

#### Played a Ranked Opponent

L, 73-53 at #24 Texas Tech, 12/16/20187

#### Beat a Ranked Opponent

W, 76-69 vs. #24 TCU, 1/30/1999



STREAKS

TEAM STREAKS	
Overall	Lost 1
Home Overall	Won 1
Home C-USA	Won 2
Home Non-Conference Overall	Won 1
Road Overall	Lost 3
Road C-USA	Lost 1
Road Non-Conference Overall	Lost 3
Neutral	Lost 3

INDIVIDUAL STREAKS	
Consecutive double-figure scoring games	
Connor Cashaw	4

Consecutive games with at least one three	
Bishop Mency	5
Connor Cashaw	2
Miles Lester	1
Robert Martin	1

Consecutive Free Throws Made	
A.J. Lapray	Nov. 25 4
Tim Harrison	Dec. 14 2
Malik Osborne	Dec. 16 2
Miles Lester	Dec. 14 1

Games Played	Career	Consecutive
Bishop Mency	95	13
Connor Cashaw	77	5
Ako Adams	46	46
Austin Meyer	45	45
Tim Harrison	36	13
Robert Martin	28	11
Malik Osborne	11	11
Najja Hunter	10	3
Miles Lester	9	9
Dylan Jones	9	-
A.J. Lapray	7	-
J.T. Trauber	7	-
Addison Owen	5	-
Grant Youngkin	5	-

Games Started	Career	Consecutive
Connor Cashaw	62	5
Bishop Mency	49	11
Austin Meyer	14	-
Ako Adams	11	11
Robert Martin	8	-
Malik Osborne	7	7
Miles Lester	2	2
A.J. Lapray	2	-

SPECIALTY STATS

	Pts Off		Fast		W/L	Score	Leads overcome
	Paint	T/O	2ndCh	Break			
Eastern Kentucky	26	16	16	2			
Rice	20	16	10	4	L	72-73	N/A
Georgia State	28	27	9	6			
Rice	12	7	9	4	L	54-75	N/A
at Northwestern State	22	14	8	6			
Rice	30	23	8	16	W	87-65	trailed by 3; 1st - 17:57
vs. UNLV	44	19	18	8			
Rice	22	13	10	0	L	68-95	N/A
vs. Ole Miss	26	14	5	6			
Rice	18	10	14	0	L	62-79	N/A
St. Thomas	18	18	6	4			
Rice	22	17	13	0	W	70-59	trailed by 6; 2nd - 7:21
at UT-Arlington	32	16	6	6			
Rice	10	13	12	0	L	49-69	N/A
UTRGV	16	21	9	0			
Rice	20	9	5	0	L	67-69	N/A
at Stephen F. Austin	32	31	9	8			
Rice	24	13	10	0	L	62-81	N/A
St. Edward's	34	24	11	6			
Rice	40	13	16	4	W	91-86	N/A
at Texas Tech	48	34	8	14			
Rice	12	6	2	0	L	53-73	
at New Mexico							
Rice							
Texas State							
Rice							
at UTSA							
Rice							
at UTEP							
Rice							
Old Dominion							
Rice							
Charlotte							
Rice							
North Texas							
Rice							
at Southern Miss							
Rice							
at Louisiana Tech							
Rice							
FIU							
Rice							
Florida Atlantic							
Rice							
at North Texas							
Rice							
at Middle Tennessee							
Rice							
at UAB							
Rice							
Marshall							
Rice							
WKU							
Rice							
at Florida Atlantic							
Rice							
at FIU							
Rice							
UTEP							
Rice							
UTSA							
Rice							

Rice/OPP highs are **BOLD/ITALICIZED**

Opponent Totals	326	234	105	66	258
Average/Game	29.6	21.3	9.5	6.0	23.5
Rice Totals	230	140	110	28	225
Average/Game	20.9	12.7	10.0	2.5	20.5

## 2017-18 RICE GAME-BY-GAME TEAM STATS

[illegible]

## RICE VS. OPPONENT COMPARISON

[illegible]

## 2017-18 HIGH/LOWS

### RICE GAME HIGHS

Points	91 vs. St. Edward's (12/14/17)
Points at the Half	50 vs. St. Edward's (12/14/17)
Points in a Half	51 (2nd ) at Northwestern State (11/17/17)
Field Goals Made	30, 2x, last vs. St. Edward's (12/14/17)
Field Goal Attempts	73 vs. UNLV (11/20/17)
Field Goal Percentage	.566 (30-53) at Northwestern State (11/17/17)
3 Point FG Made	11 at Northwestern State (11/17/17)
3 Point FG Attempts	32 at UT-Arlington (11/29/17)
3 Point FG Percentage	.500 (11-22) at Northwestern State (11/17/17)
Free Throws Made	29 vs. St. Thomas (11/25/17)
Free Throw Attempts	46 at Stephen F. Austin (12/9/17)
Free Throw Percentage	.763 (29-38) vs. St. Thomas (11/25/17)
Rebounds	47 vs. St. Thomas (11/25/17)
Offensive Rebounds	15, 2x, last vs. St. Thomas (11/25/17)
Defensive Rebounds	32, 3x, last vs. St. Edward's (12/14/17)
Assists	18 at Northwestern State (11/17/17)
Steals	9 vs. Georgia State (11/14/17)
Blocked Shots	3, 3x, last at Texas Tech (12/16/17)
Turnovers	27 at Stephen F. Austin (12/9/17)
Fouls	26 at Northwestern State (11/17/17)

### OPPONENT GAME HIGHS

Points	95 by UNLV (11/20/17)
Points at the Half	51 by UNLV (11/20/17)
Points in a Half	51 (1st) by UNLV (11/20/17)
Field Goals Made	34 by UNLV (11/20/17)
Field Goal Attempts	74 by St. Edward's (12/14/17)
Field Goal Percentage	.493 (34-69) by UNLV (11/20/17)
3 Point FG Made	12, 2x, last by St. Edward's (12/14/17)
3 Point FG Attempts	36 by UT-Arlington (11/29/17)
3 Point FG Percentage	.455 (10-22) by Stephen F. Austin (12/9/17)
Free Throws Made	20 by Northwestern State (11/17/17)
Free Throw Attempts	36 by Northwestern State (11/17/17)
Free Throw Percentage	.917 (11-12) by UT-Arlington (11/29/17)
Rebounds	51 by UNLV (11/20/17)
Offensive Rebounds	15 by UNLV (11/20/17)
Defensive Rebounds	36 by UNLV (11/20/17)
Assists	22 by St. Edward's (12/14/17)
Steals	17 by Stephen F. Austin (12/9/17)
Blocked Shots	5 by Texas Tech (12/16/17)
Turnovers	20, 2x, last by St. Thomas (11/25/17)
Fouls	33 by Stephen F. Austin (12/9/17)

### RICE GAME LOWS

Points	49 at UT-Arlington (11/29/17)
Points at the Half	21 at UT-Arlington (11/29/17)
Points in a Half	21 (1st) at UT-Arlington (11/29/17)
Field Goals Made	13 at UT-Arlington (11/29/17)
Field Goal Attempts	40 at Stephen F. Austin (12/9/17)
Field Goal Percentage	.245 (13-53) at UT-Arlington (11/29/17)
3 Point FG Made	1 at Stephen F. Austin (12/9/17)
3 Point FG Attempts	17 at Stephen F. Austin (12/9/17)
3 Point FG Percentage	.059 (1-17) at Stephen F. Austin (12/9/17)
Free Throws Made	8 vs. UNLV (11/20/17)
Free Throw Attempts	11 vs. UNLV (11/20/17)
Free Throw Percentage	.587 (27-46) at Stephen F. Austin (12/9/17)
Rebounds	35, 3x, last at Texas Tech (12/16/17)
Offensive Rebounds	7 vs. Georgia State (11/14/17)
Defensive Rebounds	22 vs. UNLV (11/20/17)
Assists	7 at Stephen F. Austin (12/9/17)
Steals	4, 2x, last vs. Ole Miss (11/22/17)
Blocked Shots	0, 3x, last vs. UTRGV (12/2/17)
Turnovers	13, 4x, last vs. UTRGV (12/2/17)
Fouls	10 vs. Georgia State (11/14/17)

### OPPONENT GAME LOWS

Points	59 by St. Thomas (11/25/17)
Points at the Half	24 by Northwestern State (11/17/17)
Points in a Half	24 (1st) by Northwestern State (11/17/17)
Field Goals Made	20 by Northwestern State (11/17/17)
Field Goal Attempts	53 by Northwestern State (11/17/17)
Field Goal Percentage	.377, 2x, last (23-61) by St. Thomas (11/25/17)
3 Point FG Made	4 by Texas Tech (12/16/17)
3 Point FG Attempts	16 by Texas Tech (12/16/17)
3 Point FG Percentage	.222, 2x, last (8-36) by UT-Arlington (11/29/17)
Free Throws Made	3 by St. Thomas (11/25/17)
Free Throw Attempts	4 by St. Thomas (11/25/17)
Free Throw Percentage	.333 (7-21) by Texas Tech (12/16/17)
Rebounds	30 by Northwestern State (11/17/17)
Offensive Rebounds	7, 2x, last by St. Thomas (11/25/17)
Defensive Rebounds	19 by Northwestern State (11/17/17)
Assists	12, 2x, last by Northwestern State (11/17/17)
Steals	4, 2x, last by UTRGV (12/2/17)
Blocked Shots	1, 6x, last by St. Edward's (12/14/17)
Turnovers	9 by Texas Tech (12/16/17)
Fouls	13 by UNLV (11/20/17)

## 2017-18 POINTS-REBOUNDS-ASSISTS

Opponent	Date	0 Cashaw	2 Lapray	3 Adams	4 Jones	5 Owen	10 Martin	11 Lester
Eastern Kentucky	11/10/17	18-11-2	2-3-1	13-4-6	2-1-0	DNP	14-7-2	DNP
Georgia State	11/14/17	7-5-3	12-1-0	10-6-3	5-0-1	DNP	3-1-1	DNP
at Northwestern State	11/14/17	27-9-5	18-2-0	16-3-9	0-2-0	DNP	7-6-1	0-0-0
vs. UNLV	11/20/17	13-4-2	15-4-1	7-3-3	0-0-1	DNP	14-2-0	0-0-0
vs. Ole Miss	11/22/17	24-2-3	6-4-1	7-3-4	8-2-0	DNP	5-5-1	0-0-0
St. Thomas	11/25/17	DNP	16-10-2	7-2-3	1-4-1	DNP	8-4-0	9-0-1
at UT-Arlington	11/29/17	4-4-3	9-5-2	15-5-1	3-2-1	DNP	7-6-0	3-3-0
UTRGV	12/2/17	12-8-0	DNP	9-4-5	6-4-0	DNP	11-6-4	3-3-0
at Stephen F. Austin	12/9/17	13-5-3	DNP	8-2-0	0-0-0	DNP	13-3-0	4-3-2
St. Edward's	12/14/17	27-12-3	DNP	6-2-3	DNP	DNP	8-2-1	3-2-2
at Texas Tech	12/16/17	21-12-2	DNP	0-2-2	DNP	DNP	8-3-2	6-3-0
at New Mexico	12/19/17							
Texas State	12/22/17							
at UTSA	12/28/17							
at UTEP	12/30/17							
Old Dominion	1/4/18							
Charlotte	1/6/18							
North Texas	1/13/18							
at Southern Miss	1/18/18							
at Louisiana Tech	1/20/18							
FIU	1/25/18							
Florida Atlantic	1/27/18							
at North Texas	2/3/18							
at Middle Tennessee	2/8/18							
at UAB	2/10/18							
Marshall	2/15/18							
WKU	2/17/18							
at Florida Atlantic	2/22/18							
at FIU	2/24/18							
UTEP	3/1/18							
UTSA	3/3/18							

Opponent	Date	13 Osborne	14 Hunter	15 Mency	20 Youngkin	24 Trauber	30 Meyer	35 Harrison
Eastern Kentucky	11/10/17	1-0-0	2-0-1	15-6-0	DNP	DNP	5-2-0	0-1-0
Georgia State	11/14/17	5-8-2	5-4-1	5-5-0	DNP	DNP	2-1-0	0-4-0
at Northwestern State	11/14/17	4-8-1	3-0-2	2-3-0	DNP	0-0-0	8-1-0	2-1-0
vs. UNLV	11/20/17	4-9-0	6-2-3	0-1-0	DNP	DNP	0-2-0	9-1-0
vs. Ole Miss	11/22/17	4-6-2	0-2-1	2-6-0	DNP	DNP	4-0-0	2-1-0
St. Thomas	11/25/17	4-7-1	3-1-0	7-11-1	DNP	DNP	14-3-1	1-1-0
at UT-Arlington	11/29/17	0-3-1	0-1-0	3-2-3	DNP	DNP	1-1-0	4-3-0
UTRGV	12/2/17	14-6-0	DNP	10-4-0	DNP	DNP	2-0-0	0-0-1
at Stephen F. Austin	12/9/17	8-9-1	2-4-1	5-2-0	DNP	DNP	2-4-0	7-3-0
St. Edward's	12/14/17	9-3-1	9-7-1	21-8-1	DNP	DNP	4-2-1	4-5-0
at Texas Tech	12/16/17	4-4-2	2-0-1	9-3-1	DNP	DNP	1-2-0	2-1-0
at New Mexico	12/19/17							
Texas State	12/22/17							
at UTSA	12/28/17							
at UTEP	12/30/17							
Old Dominion	1/4/18							
Charlotte	1/6/18							
North Texas	1/13/18							
at Southern Miss	1/18/18							
at Louisiana Tech	1/20/18							
FIU	1/25/18							
Florida Atlantic	1/27/18							
at North Texas	2/3/18							
at Middle Tennessee	2/8/18							
at UAB	2/10/18							
Marshall	2/15/18							
WKU	2/17/18							
at Florida Atlantic	2/22/18							
at FIU	2/24/18							
UTEP	3/1/18							
UTSA	3/3/18							



## FOLLOWING THE OWLS

Leading Scorer	Career	2017-18
Connor Cashaw	7	6
A.J. Lapray	3	3
Ako Adams	1	1
Robert Martin	1	1
Malik Osborne	1	1
Bishop Mercy	1	

Leading Rebounder	Career	2017-18
Connor Cashaw	15	5
Malik Osborne	4	4
Bishop Mercy	6	2
Robert Martin	1	1
Austin Meyer	1	

Leader in Assists	Career	2017-18
Ako Adams	10	9
Connor Cashaw	10	5
Bishop Mercy	4	1
Najja Hunter	1	1
Robert Martin	1	1
Malik Osborne	1	1

Double-Figure Scoring	Career	2017-18
Connor Cashaw	29	8
Ako Adams	6	5
A.J. Lapray	4	4
Bishop Mercy	16	3
Robert Martin	3	3
Austin Meyer	1	1
Malik Osborne	1	1
Tim Harrison	1	

Double-Figure Rebounding	Career	2017-18
Connor Cashaw	4	3
A.J. Lapray	1	1
Bishop Mercy	1	1

Double-Figure Assists	Career	2017-18

Double-Doubles	Career	2017-18
Connor Cashaw	4	3
A.J. Lapray	1	1

20-Pt. Games	Career	2017-18
Connor Cashaw	4	3
Bishop Mercy	1	

30-Pt. Games	Career	2017-18

Charges Drawn	Career	2017-18
Rice		9
Opponents		13

Ako Adams	9	4
Robert Martin	3	2
Connor Cashaw	11	1
Dylan Jones	1	1
Bishop Mercy	1	1
Malik Osborne	1	1

Dunks	Career	2017-18
Rice		9
Opponents		22

Austin Meyer	9	3
Bishop Mercy	5	2
Malik Osborne	2	2
Dylan Jones	1	1
Robert Martin	1	1
Tim Harrison	1	

First Substitution	2017-18
Tim Harrison	6
A.J. Lapray	3
Dylan Jones	2
Austin Meyer	2
Malik Osborne	2
Miles Lester	1
Robert Martin	1

Three-Point Plays	2017-18
Rice	9/16
Opponents	12/20

Malik Osborne	2/2
Connor Cashaw	2/2
Dylan Jones	2/3
Austin Meyer	1/2
Robert Martin	2/4
Ako Adams	0/1
Tim Harrison	0/1
Bishop Mercy	0/1

Four-Point Plays	2017-18
Rice	1/1
Opponents	1/1

Connor Cashaw	1/1
---------------	-----

Five Second Violations	2017-18
Rice	2
Opponents	0

Ten Second Violations	2017-18
Rice	0
Opponents	0

Shot Clock Violations	2017-18
Rice	3
Opponents	1

Backcourt Violations	2017-18
Rice	1
Opponents	0

Jump Balls Controlled	2017-18
Rice	4
Opponents	7

Malik Osborne	3/7
Austin Meyer	1/4

First to Score	2017-18
Rice	5
Opponents	5

First to Score for Rice	2017-18
Ako Adams	3
Connor Cashaw	3
A.J. Lapray	2
Robert Martin	1
Austin Meyer	1
Bishop Mercy	1

How Rice Scored First Points	2017-18
Three-Pointer	5
Free Throw	3
Jumper	2
Layup	1
Dunk	0
Tip-In	0

8-0 Runs	2017-18
Rice	11
Opponents	18

10-0 Runs	2017-18
Rice	4
Opponents	6

GAME 1  
MGM GRAND MAIN EVENT  
EASTERN KENTUCKY 73  
RICE 72

Nov. 10, 2017 • Houston, Texas  
Tudor Fieldhouse • 2,001

Ako Adams and Tim Harrison both had point blank attempts at a basket after Dedric Boyd connected on three free throws with 5.9 seconds left to give Eastern Kentucky its first lead of the game, as Rice fell, 73-72, in its season-opener.

Four players scored in double-figures, led by junior Connor Cashaw, who recorded his second double-double of his career with 18 pints and 11 rebounds. Senior Bishop Mency had 15 points and six rebounds and sophomores Robert Martin and Ako Adams set career-highs of 14 points and seven rebounds and 13 points and six assists, respectively.

Rice led 61-48 with 8:12 to play. After the Colonels got dunks from Nick Mayo and DeAndre Dishman, the teams traded baskets. Cashaw then hit a jumper to give Rice a 65-54 lead with 6:01 to play.

However, EKU slowly began to chip away at the deficit. Seven straight puts cut Rice's lead to four. After a technical foul was called on Dishman, Adams hit one-of-two free throws. But, two free throws followed by a layup made it a one-point game as Rice turned the ball over in three of its next four possessions. Martin pushed the lead to three and Dishman made one-of-two free throws. Austin Meyer then made it a four-point game with a pair of free throws. However, four straight free throws by Mayo tied the game at 70 with 1:17 to play.

Rice was able to hold the ball for the next 53 seconds before Martin was fouled, hitting both shots to grab a two-point lead. Eastern Kentucky then worked the ball around before Boyd pump-faked a three to get Adams in the air, who fouled Boyd on the attempt with 5.9 remaining.

After Boyd made all three free throws to give EKU the lead, Adams drove the length of the court for a layup attempt. Tim Harrison got the rebound, but his putback attempt went off the rim as the buzzer sounded.

Rice shot 36.2% from the field and just 28.6% from three. Eastern Kentucky connected on 38.5% from the floor and just 22.2% from three. The Owls were also 22-of-32 from the charity stripe while EKU was 17-of-19. The Colonels also won the rebounding battle, 43-to-40.

Official Basketball Box Score - Game Totals - Final Statistics  
Eastern Kentucky vs Rice  
11/10/17 7 p.m. at Houston, Texas (Tudor Fieldhouse)

Eastern Kentucky 73 • 1-0														
#	Player	Total		3-Pr		Rebounds		PF	TP	A	TO	Bk	Sl	Min
		FG	FGA	FG	FGA	FT	FTA							
12	DISHMAN, DeAndre	1	3-5	0-0	3-4	0	2	2	11	2	2	0	0	28
10	MAYO, Nick	1	8-15	0-0	6-10	3	9	12	3	25	3	2	1	38
12	CHARLES, Zach	1	2-5	0-0	0	5	3	8	4	1	3	0	0	16
10	GIST, Asante	1	1-8	1-5	0-0	0	3	3	2	3	2	1	0	28
28	BOYD, Dedric	1	1-14	3-8	3-3	1	5	6	2	20	1	2	0	33
01	HOBBES, Jacquess	1	1-1	0-0	0	0	0	0	1	0	0	0	0	9
03	BROUGHTON, Peyton	0	0-0	0-0	0	1	1	0	1	0	0	1	0	6
04	AYANE, Dillon	0	0-5	0-0	0	0	0	1	0	0	0	0	0	16
05	YOUNGMAN, A.J.	1	3-9	1-6	0	2	2	3	7	2	0	0	0	17
13	DAVIS, Jackson	0	0-3	0-1	0-0	0	1	2	0	1	2	0	0	1
Team		1		2		3		0		0		0		0
Totals		25-65		6-27		17-19		13		30		43		200
FG % 1st Half:		11-31		35.5%		2nd half:		14-34		41.2%		Game:		25-65 38.5%
3FG % 1st Half:		5-16		31.3%		2nd half:		3-12		25.0%		Game:		6-27 22.2%
FT % 1st Half:		5-6		83.3%		2nd half:		11-13		84.6%		Game:		17-19 88.9%
Rebounds		13		30		43		20		73		12		13 1 4
Deadball		1		1		1		1		1		1		1
Rice 72 • 0-1		21-58		6-28		22-32		12		28		40		200
FG % 1st Half:		13-34		38.2%		2nd half:		8-24		33.3%		Game:		21-58 36.2%
3FG % 1st Half:		5-16		31.3%		2nd half:		3-12		25.0%		Game:		6-28 28.6%
FT % 1st Half:		5-10		50.0%		2nd half:		17-22		77.3%		Game:		22-32 68.8%
Rebounds		12		28		40		23		72		12		13 2 4
Deadball		1		1		1		1		1		1		1
Officials:		Brent Dugas, Ross Collins Jr., Danny Chance		Technical fouls:		Eastern Kentucky-DISHMAN, DeAndre; Rice-None.		Attendance:		2001				
Score by periods		1st		2nd		Total		In		Off		2nd		Fast
Eastern Kentucky		31		42		73		Points		Paint		TO		Chance
Rice		36		36		72		RICE		20		16		4 7

GAME 2  
MGM GRAND MAIN EVENT  
GEORGIA STATE 54  
RICE 75

Nov. 14, 2017 • Houston, Texas  
Tudor Fieldhouse • 1,208

Rice shot just 31.8% from the field in the first half as the Owls started slow in 75-54 loss to Georgia State, Tuesday night at Tudor Fieldhouse.

A.J. Lapray led the Owls (0-2) with career-highs of 12 points on four three-pointers. Ako Adams scored 10 points and grabbed a career-high six rebounds and Malik Osborne led all players with eight boards.

The teams started off slow, as Rice missed its first six shots and GSU started 2-of-9. Georgia State led 5-0 in the first four minutes, but Rice tied the game on two Adams free throws and a Bishop Mency three-pointer three minutes later. However, Rice missed its next six shots and turned the ball over six times, as the Panthers went on a 20-3 run over the next 10 minutes to take its largest lead of the half, 25-8.

The teams went back-and-forth, as Rice was able to cut the deficit to 11 with 3:01 left in the half on an Adams three-pointer. But, after trading baskets, GSU closed the half on an 8-2 run, as Rice went into the locker room trailing 42-25.

The teams went back-and-forth for most of the second half. Connor Cashaw made a three and Osborne hit a jumper to cut the deficit to 18 points. However, GSU answered with five straight points, pushing their lead to as many as 26 in the second half.

Rice shot just 35.7% from the field and 34.8% from three. Georgia State connected on 46.0% from the floor and just 32.4% three. Rice outrebounded the Panthers, 35-to-32, but Georgia State forced the Owls into 23 turnovers while committing just 12.

Official Basketball Box Score - Game Totals - Final Statistics  
Georgia State vs Rice  
11/14/17 7 p.m. at Houston, Texas (Tudor Fieldhouse)

Georgia State 54 • 2-0														
#	Player	Total		3-Pr		Rebounds		PF	TP	A	TO	Bk	Sl	Min
		FG	FGA	FG	FGA	FT	FTA							
02	Benlevi, Malik	1	4-7	3-5	0-0	2	4	6	2	11	2	2	0	38
23	Sessison, Jordan	1	2-2	0-0	1-1	1	3	4	3	5	3	1	4	24
15	Simonds, D'Marcus	1	5-16	0-5	4-5	0	7	4	14	7	0	0	1	32
24	MITCHELL, Devin	1	3-11	2-8	0-0	0	2	2	4	8	2	0	0	22
30	Thomas, Jeff	1	2-15	3-10	1-1	1	1	2	1	18	2	2	0	29
00	Felton, Nile	0	0-0	0-0	0-0	0	0	0	0	0	0	0	0	1
11	Alibegovic, Denis	0	0-0	0-0	0-0	0	0	0	0	0	0	0	0	1
11	Williams, Isaiah	3	3-6	3-6	0-0	2	2	0	9	1	2	0	1	25
12	Williams, Kane	1	1-1	0-0	0-0	1	2	3	1	2	3	1	0	8
14	Clerkley, Chris	0	0-0	0-0	0-0	0	1	1	0	0	0	0	0	1
20	Linder, Josh	1	1-0	0-0	0-0	1	1	2	2	0	1	0	0	3
35	Chism, Matt	0	0-0	0-0	0-0	0	0	0	0	0	0	0	0	1
00	Tyson, Jordan	3	3-4	0-0	0-1	1	0	1	3	6	0	1	0	15
Team		2		3		0		0		0		0		0
Totals		29-63		11-34		6-8		1		25		32		200
FG % 1st Half:		15-31		48.4%		2nd half:		14-32		43.8%		Game:		29-63 46.0%
3FG % 1st Half:		7-18		38.9%		2nd half:		4-16		25.0%		Game:		11-34 32.4%
FT % 1st Half:		5-7		71.4%		2nd half:		1-1		100.0%		Game:		6-8 75.0%
Rebounds		13		30		16		23		54		11		20
Deadball		1		1		1		1		1		1		1
Rice 75 • 0-2		15-42		8-23		16-26		7		28		10		200
FG % 1st Half:		7-22		31.8%		2nd half:		8-20		40.0%		Game:		15-42 35.7%
3FG % 1st Half:		3-11		27.3%		2nd half:		4-10		40.0%		Game:		8-23 34.8%
FT % 1st Half:		7-11		63.6%		2nd half:		9-15		60.0%		Game:		16-26 61.5%
Rebounds		12		28		40		23		54		11		20
Deadball		1		1		1		1		1		1		1
Officials:		Ray Natt, Darron George, Kirby Siltton		Technical fouls:		Georgia State-None; Rice-None.		Attendance:		1208				
Score by periods		1st		2nd		Total		In		Off		2nd		Fast
Georgia State		22		32		54		Points		Paint		TO		Chance
Rice		22		23		45		RICE		20		27		9 6 19

Last FG - GSU 2nd-00:55, RICE 2nd-02:46.  
Largest lead - RICE by 26 2nd-06:21, RICE None.  
GSU led for 38:23, RICE led for 00:00. Game was tied for 01:35.

Score tied - 0 times.  
Lead changed - 0 times.

GAME 3  
RICE 87  
NORTHWESTERN STATE 65

Nov. 17, 2017 • Natchitoches, La.  
Prather Coliseum • 1,312

Rice shot 56.6% from the field as Scott Pera picked up his first victory as the Owls head coach, 87-65, Friday night at Prather Coliseum.

Connor Cashaw had a career-high 27 points while grabbing nine rebounds. Ako Adams had career-highs of 16 points and nine rebounds and A.J. Lapray added a career-high 18 points. Cashaw and Lapray each tied their career-high with four three-pointers.

Northwestern State (0-4) scored five of the first seven points. However, the Demons missed their next nine shots as Rice went on a 9-0 run to take an 11-5 lead eight minutes into the game. After two NSU free throws, the teams traded baskets. But, a three-pointer by Connor Cashaw sent Rice on a 7-0 run over the next 1:32 to lead 20-9.

NSU hit a three and Rice (1-2) followed with an A.J. Lapray layup

# GAME 4

## MGM GRAND MAIN EVENT

RICE 68  
UNLV 95

Nov. 20, 2017 • Las Vegas, Nev.  
T-Mobile Arena • 8,107

Rice fell to UNLV, 95-68, in the First Round of the MGM Grand Main Event at T-Mobile Arena.

Graduate guard A.J. Lapray scored a team-high 15 points behind three three-pointers. Sophomore guard Robert Martin tied a career-high 14 points and junior guard Connor Cashaw added 13. Freshman Malik Osborne pulled down a team and career-high nine rebounds.

UNLV scored the first five points of the game. Jumpers by Ako Adams and Connor Cashaw pulled Rice within one, but the Rebels went on an 11-2 run to take a 16-6 lead just 4:47 into the game.

After Tim Harrison hit a three, UNLV made two baskets to push the lead to 11. Lapray cut the deficit to eight with a three, but the Rebels scored off the next 10 points.

Martin made a jumper, but the Owls missed their next six shots, as UNLV went on an 18-2 run to take its largest lead of the half, 46-18, with 4:26 to play in the half.

The teams traded baskets the rest of the way, as Rice went into halftime trailing, 51-24.

The Rebels scored the first six points of the second half to take its largest lead of the game at 58-24. Rice would cut the deficit to 22, but could get no closer as the teams played an even second half.

Rice connected on just 35.6% from the field and 32.0% from three while UNLV shot 49.3% from the floor and 37.0% from three. The Owls were 72.7% from the free throw line but were outrebounded, 51-to-35.

Official Basketball Box Score - Game Totals - Final Statistics  
Rice vs UNLV  
11/20/17 7:00pm at T-Mobile Arena Las Vegas, NV

### Rice 68 • 71-3

#	Player	Total	3-Pts	Rebounds	FG/FGA	FT/FTA	Off	Def	TP	PF	TP	A	T	Bk	S	Min
00	CASHAW, Connor	5-15	0-2	3-4	0	4	4	1	13	2	2	0	2	30		
01	ADAMS, Ako	3-8	1-4	0-2	1	2	3	7	3	3	0	0	24			
02	MARTIN, Robert	4-11	1-3	5-5	0	2	2	14	0	4	0	1	21			
03	MENCY, Bishop	0-3	0-1	0-0	1	0	1	3	0	0	0	0	17			
04	MEYER, Austin	0-0	0-0	0-0	2	0	2	4	0	0	1	1	9			
05	LAPRAY, A.J.	6-12	3-6	0-0	2	2	4	3	15	1	1	0	27			
06	JONES, Dylan	0-3	0-0	0-0	0	0	0	2	0	1	0	0	10			
07	LESTER, Miles	0-0	0-0	0-0	0	0	0	0	0	0	0	0	2			
08	OSBORNE, Malik	2-4	0-1	0-0	5	4	9	1	4	0	1	2	25			
09	HUNTER, Najia	3-7	0-0	0-0	2	2	0	6	3	0	0	0	18			
10	HARRISON, Tim	3-10	3-8	0-0	0	1	1	1	9	0	1	0	19			
Total		26-73	8-23	8-11	13	22	35	20	68	10	13	3	1	200		
FG % 1st Half	10-33	30.3%	2nd Half	16-40	40.0%	Game	26-73	35.6%						Deadball		
3FG % 1st Half	2-10	20.0%	2nd Half	6-15	40.0%	Game	8-25	32.0%						Rebounds		
FT % 1st Half	2-4	50.0%	2nd Half	6-7	85.7%	Game	8-11	72.7%								

### UNLV 95 • 4-0

#	Player	Total	3-Pts	Rebounds	FG/FGA	FT/FTA	Off	Def	TP	PF	TP	A	T	Bk	S	Min
01	CLYBURN, Kris	3-8	2-5	1-2	1	1	2	3	9	0	0	0	18			
02	JUSTON, Shak	3-10	0-0	2-4	4	15	19	2	8	5	1	0	26			
03	JOHNSON, Jordan	7-11	4-6	0-1	2	2	0	18	3	3	0	3	29			
04	MODRINS, Jevon	4-12	2-8	4-4	0	3	3	1	14	5	3	0	38			
05	MCCOY, Brandon	7-11	0-0	9-10	2	8	10	1	23	0	3	1	23			
06	GREEN, Jay	0-2	0-0	0-0	1	0	1	1	0	1	0	0	11			
07	SMITH, Anthony	1-4	1-2	0-0	0	0	2	3	1	0	0	1	11			
08	HARDY, Amauri	3-7	1-5	0-0	0	1	1	2	7	3	2	1	23			
09	DEMBELE, Cheickna	0-0	0-0	0-0	0	0	0	0	1	1	0	0	11			
10	BECK, Terrell	6-7	0-0	1-2	4	1	5	0	13	2	0	0	13			
11	DIONG, Cheikh Mbacke	0-1	0-0	0-0	0	3	3	1	0	1	0	0	10			
Total		34-69	10-27	17-23	13	35	51	13	95	21	14	2	5	200		
FG % 1st Half	18-39	46.2%	2nd Half	16-30	53.3%	Game	34-69	49.3%						Deadball		
3FG % 1st Half	5-16	31.3%	2nd Half	5-11	45.5%	Game	10-27	37.0%						Rebounds		
FT % 1st Half	10-15	66.7%	2nd Half	7-8	87.5%	Game	17-23	73.9%								

Officials: Tom O'Neill, Paul Jenson, Jose Carrion  
Technical fouls: Rice=None, UNLV=None.  
Attendance: 8,107

Score by periods	1st	2nd	Total
Rice	24	14	68
UNLV	25	24	95

Last FG - RICE: 2nd-00:45, UNLV: 2nd-00:30.  
Largest lead - RICE: None, UNLV: 3rd-18:20.  
RICE fouls: 0-0, UNLV fouls: 18-27. Game was tied for 10:33.

Score tied - 0 times.  
Lead changed - 0 times.

# GAME 5

## MGM GRAND MAIN EVENT

OLE MISS 79  
RICE 62

Nov. 22, 2017 • Las Vegas, Nev.  
T-Mobile Arena

Rice shot just 27.3% from the field in the second half as a five-point halftime deficit turned into a 79-62 defeat to Ole Miss, Wednesday night in the Consolation Game of the MGM Grand Main Event.

Junior guard Connor Cashaw was the only Owl in double-figures, scoring a game-high 24 points. Graduate forward Dylan Jones scored a season-high eight points and senior Bishop Mency and freshman Malik Osborne each led the team with six rebounds.

The game began as a back-and-forth affair. Ole Miss started off the scoring but Cashaw hit a three. The Rebels then scored eight of the next 10 points to take a 10-5 lead just 2:23 into the game.

After Osborne made two free throws, Devontae Shuler made a three. Rice then scored six of the next seven points to pull within one point. The teams traded baskets over the next 1:45. But, Rice stepped up the defense, forcing Ole Miss to miss its next seven shots as the Owls went on a 9-0 run to take its largest lead of game, 27-21, with 6:05 to play in the half.

However, Ole Miss went on a 19-3 over the next 4:52 to take its largest lead of the half, 40-30. But, a layup from Mency followed by a three-pointer from Cashaw sent Rice into the break trailing 40-35.

Rice missed its first seven shots of the second half as Ole Miss scored the first eight points to take a 48-35 lead just 3:39 into the half. A.J. Lapray hit a three to give Rice its first points of the stanza, cutting the deficit to 10. However, Rice would get no closer, as the Rebels pushed their lead to as many as 23 points.

Rice shot just 33.3% from the field and 22.6% from three. Ole Miss connected on 48.3% from the floor and 37.5% from beyond the arc. Rice was also outrebounded, 39-to-38.

Official Basketball Box Score - Game Totals - Final Statistics  
Ole Miss vs Rice  
11/22/17 7:00pm at T-Mobile Arena Las Vegas, NV

### Ole Miss 79 • 4-1

#	Player	Total	3-Pts	Rebounds	FG/FGA	FT/FTA	Off	Def	TP	PF	TP	A	T	Bk	S	Min
00	Hyman, Marcavlis	1	3-5	0-0	1-4	3	6	9	2	7	0	1	3	1	24	
01	Shuler, Devontae	4	4-10	3-7	2-2	2	3	5	2	13	2	3	0	2	28	
02	Burnell, Deandre	4	6-12	3-9	3-4	0	5	5	1	16	8	1	0	1	32	
03	Davis, Terence	4	6-10	3-7	0-0	1	2	3	4	15	2	1	1	2	17	
05	Crawford, Markel	4	3-9	1-5	0-0	0	2	4	7	3	2	0	0	29		
06	Tynes, Brein	4	1-5	1-2	0-0	1	3	4	0	3	4	2	0	0	19	
12	Stevens, Bruce	1	2-0	0-0	3-4	0	5	5	1	5	0	2	0	1	18	
13	Olejniczak, Dominik	1	1-2	0-0	0-0	0	0	0	1	2	0	1	0	0	8	
20	Davis, D.C.	0	0-0	0-0	0-0	0	0	0	0	0	0	0	0	0	1	
34	Tyler, Justin	0	0-1	0-1	0-0	0	0	0	0	0	0	0	0	0	1	
40	Furness, Justin	0	0-1	0-1	0-0	2	1	3	3	9	0	0	2	23		
Total		29-60	12-32	9-14	1	9	30	38	18	79	19	13	4	9	200	
FG % 1st Half	15-31	48.4%	2nd Half	14-20	48.3%	Game	29-60	48.3%						Deadball		
3FG % 1st Half	6-17	35.3%	2nd Half	6-15	40.0%	Game	12-32	37.5%						Rebounds		
FT % 1st Half	4-6	66.7%	2nd Half	5-8	62.5%	Game	9-14	64.3%								

### Rice 62 • 1-4

#	Player	Total	3-Pts	Rebounds	FG/FGA	FT/FTA	Off	Def	TP	PF	TP	A	T	Bk	S	Min
01	MARTIN, Robert	1	1-3	0-2	3-4	3	2	5	0	5	1	1	0	1	19	
02	OSBORNE, Malik	1	0-4	0-2	4-4	3	3	6	1	4	2	2	0	0	25	
03	CASHAW, Connor	4	6-20	4-8	4-6	1	1	2	3	24	3	1	0	1	33	
05	ADAMS, Ako	4	5-12	1-7	0-0	0	3	2	7	4	1	0	2	29		
15	MENCY, Bishop	4	1-5	0-4	0-1	3	4	6	1	2	2	2	0	0	31	
22	LAPRAY, A.J.	0	2-7	2-5	0-0	4	2	6	1	2	0	0	0	26		
04	JONES, Dylan	0	0-0	0-0	2-3	1	1	2	1	6	0	0	0	9		
11	LESTER, Miles	0	0-1	0-0	0-0	0	0	0	0	0	0	0	0	0	1	
14	HUNTER, Najia	0	0-1	0-0	0-0	1	1	2	0	0	1	3	0	0	10	
06	MEYER, Austin	0	2-4	0-0	0-0	0	0	2	4	0	0	0	0	7		
10	HARRISON, Tim	0	1-3	0-2	0-2	0	1	2	2	0	1	1	0	1	10	
Total		21-63	7-31	13-20	15	23	38	14	62	14	13	2	4	200		
FG % 1st Half	13-30	43.3%	2nd Half	8-33	27.3%	Game	21-63	33.3%						Deadball		
3FG % 1st Half	5-17	29.4%	2nd Half	2-14	14.3%	Game	7-31	22.6%						Rebounds		
FT % 1st Half	8-11	72.7%	2nd Half	7-10	70.0%	Game	13-20	65.0%								

Officials: Tom O'Neill, Kerry Sifton, Jose Carrion  
Technical fouls: Ole Miss=None, Rice=None.  
Attendance: 8,107

Score by periods	1st	2nd	Total
Ole Miss	40	39	79
Rice	35	27	62

Last FG - OLE MISS: 2nd-00:45, RICE: 2nd-00:45.  
Largest lead - OLE MISS: 2nd-00:57, RICE: 1st-00:05.  
OLE fouls: 0-0, RICE fouls: 0-0. Game was tied for 00:48.

Score tied - 1 time.  
Lead changed - 4 times.

# GAME 6

## ST. THOMAS RICE 59 70

Nov. 25, 2017 • Houston, Texas  
Tudor Fieldhouse • 1,439

Rice closed the game on a 23-6 run in the final 6:34 to defeat crosstown foe St. Thomas, 70-59, Saturday night at Tudor Fieldhouse.

Graduate guard A.J. Lapray recorded his first career double-double scoring 16 points and grabbing a career-high 10 rebounds. Sophomore forward Austin Meyer scored a career-high 14 points and senior guard Bishop Mency pulled down a career-high 11 boards.

Rice (2-4) entered the second half leading 35-30. St. Thomas scored eight of the first 10 points of the half to take its first lead, 38-37, just 3:21 into the second stanza. After trading baskets, Meyer got a dunk and Tim Harrison made one of two free throws to take a two-point lead. The teams then traded 5-0 runs, as Rice led 47-45 with 11:10 to play.

However, Rice missed its next five shots while turning the ball over three times. The Celts took advantage, scoring eight straight points to take its largest lead of the game, 53-47, with 7:21 remaining

That's when Miles Lester took over. After a Mency dunk, Lester, who was subbing for Ako Adams who was on the bench with four fouls, made four straight free throws while creating two turnovers. Meyer then made a free throw, and Lapray, who stole the ball from Bryon Makel, hit Lester for an open three, capping off a 10-0 run and giving Rice a 57-53 lead.

Makel made a layup and after a Mency free throw, UST cut the deficit to one point with 3:14 left. But, the Owls made 10 consecutive free throws to close the game and preserve the victory.

Rice connected on just 36.0% from the field and 23.8% from three. However, the Owls were 29-of-38 (76.3%) from the charity strip. St. Thomas was 37.7% from the floor and 31.3% from three while connecting on just 3-of-4 from the free throw line. Rice also outrebounded the Celts, 47-to-31.

Official Basketball Box Score - Game Totals - Final Statistics  
St. Thomas vs Rice  
11/25/17 6:30pm at Houston, Texas (Tudor Fieldhouse)

### St. Thomas 59 • EXH

#	Player	Total	3-Pts	Rebounds	FG/FGA	FT/FTA	Off	Def	TP	PF	TP	A	T	Bk	S	Min
00	TAULTON, Paul	1	2-4	0-0	0-0	0	4	4	2	4	2	0	0	1	20	
04	THORNTON, Nathan	1	0-3	0-1	0-0	1	4	5	2	0	2	0	0	0	15	
05	ROBINSON, Kennard	4	2-7	2-6	0-0	0	1	1	2	6	2	5	0	2	21	
06	ROBINSON, Kennard	4	4-13	2-8	0-0	2	4	6	4	10	2	6	0	2	30	
22	MAKEL, Bryon	5	7-13	2-6	1-2	1	2	3	4	17	0	3	0	1	26	
02	ALFRED, Michael	4	0-1	0-1	0-0	0	0	6	2	0	0	0	0	0	4	
11	ELEVAY, Orowo	3	3-7	0-0	2-2	1	4	5	4	8	0	2	1	0	24	
20	FLORES, Sam	4	4-8	4-8	0-0	0	3	3	2	12	1	0	0	0	22	
21	ELEVAY, Orowo	4	0-0	0-0	0-0	0	0	1	0	2	3	0	2	0	13	
22	ELLYWANG, Peter	0	0-1	0-0	0-0	1	0	1	0	1	0	1	0	1	5	</

## GAME 7

**RICE** 49  
**UT-ARLINGTON** 69

**Nov. 29, 2017 • Arlington, Texas**  
**College Park Center • 1,649**

Rice shot a season-low 24.5% from the field as the Owls fell at UT-Arlington, 69-49, Wednesday night at the College Park Center.

Ako Adams was the only Owl in double-figures, scoring 15 points while grabbing five rebounds. A.J. Lapray scored nine points and Robert Martin had seven points and a team-high six boards.

Rice (2-5) began the game hitting three of its first four shots to score the first eight points in the game's first 2:10. However, the Owls missed its next eight shots while turning the ball over five times in the following 13 possessions as UTA (6-1) went on a 15-0 run over the next 7:41.

Lapray finally got Rice back on the scoreboard with a three-pointer. But, a 7-0 Maverick run pushed their lead to double-digits.

After trading baskets, Connor Cashaw made a pair of free throws. UT-Arlington scored five straight to take a 28-16 lead. However, a jumper by Adams followed by a three from Lapray pulled Rice within seven points, 28-21, with 3:03 to play in the half

But Rice failed to score in its last six possessions as UTA closed the half on a 7-0 run to head into the break with a 35-21 lead.

The second half began with Adams scoring Rice's first 10 points to bring the Owls to within 42-31 in the first five minutes. However, Rice missed 11 of its next 13 shots as the Mavericks went on a 20-6 run to take a 62-37 lead and put the game away.

Along with 24.5% from the floor, the Owls connected on just 25.0% from three. UT-Arlington was just 25-of-63 (39.7%) from the field and 8-of-36 (22.2%) from beyond the arc. Rice was also outrebounded, 43-to-38.

**Official Basketball Box Score -- Game Totals -- Final Statistics**  
**Rice vs UT Arlington**  
**11/29/17 7:00 PM at Arlington, TX**

**Rice 49 • 2-5, 0-0 C-USA**

#	Player	Total	3-Pts	Rebounds	Off	Def	Tot	PF	TP	A	T.O.	Bk	Sf	Min.
		FG	FGA	FT	FTA									
00	CASHAW, Connor	1-11	0-5	2-2	3	1	4	1	4	3	1	0	0	27
01	LAPRAY, A.J.	3-7	3-7	0-0	0	5	5	1	9	2	0	0	2	26
02	ADAMS, Ako	5-13	3-8	2-2	0	5	5	3	15	1	3	0	0	30
03	OSBORNE, Malik	0-3	0-2	0-0	0	3	3	2	0	1	1	0	2	29
04	MENCY, Bishop	1-6	1-6	0-0	2	2	2	3	5	5	0	0	1	22
05	JONES, Dylan	1-11	0-0	1-1	1	1	2	1	3	2	0	0	0	19
06	MARTIN, Robert	0-2	0-1	7-10	1	5	6	0	7	0	2	0	1	18
07	LESTER, Miles	1-6	1-2	0-0	0	3	3	2	3	0	0	0	0	15
08	HUNTER, Najia	0-2	0-1	0-0	0	1	1	0	0	0	0	0	0	4
09	MEYER, Austin	0-0	0-0	1-4	0	1	1	4	0	1	1	0	0	10
10	HARRISON, Tim	1-3	0-0	2-2	3	0	3	0	4	0	0	0	0	10
	<b>Team</b>				2	1	3							
	<b>Totals</b>	13-53	8-32	15-23	10	28	38	16	49	11	15	0	6	200

FG % 1st Half: 7.27 25.0% 2nd half: 6.25 23.1% Game: 13.03 24.5%

3FG % 1st Half: 5.00 25.0% 2nd half: 3.12 25.0% Game: 8.32 25.0%

FT % 1st Half: 2.4 50.0% 2nd half: 13.19 68.4% Game: 15.23 69.2%

**UT Arlington 69 • 6-1, 0-0 Sun Belt**

#	Player	Total	3-Pts	Rebounds	Off	Def	Tot	PF	TP	A	T.O.	Bk	Sf	Min.
01	Harvey, Kevin	10-18	5-12	4-4	2	9	11	29	3	3	0	1	33	
02	Hamilton, Johnny	8-8	0-0	5-6	1	7	8	3	17	1	2	0	22	
03	Neal, Erick	2-9	1-5	0-0	3	2	5	3	5	8	1	0	32	
04	Hawkins, Nathan	2-6	1-4	0-0	0	2	2	0	5	2	0	1	26	
05	Wilson, Keaton	8	0-4	0-0	1	3	4	0	5	0	0	1	27	
06	Bryant, DJ	3-4	1-2	0-0	0	0	0	7	1	1	0	0	14	
07	Turner, Devlon	2-3	0-3	2-2	1	5	6	1	2	1	0	0	15	
08	Hilliard, Scott	0-3	0-3	0-0	0	0	0	1	0	0	0	0	3	
09	Maria, Julian	1-3	0-0	0-0	0	1	1	2	0	2	0	1	10	
10	Kabagys, Link	0-1	0-0	0-0	1	2	3	4	0	1	1	0	5	
11	Clarke, Matega	1-6	0-5	0-0	0	2	2	0	0	0	0	1	13	
	Team				1	2	3							
	Totals	25-63	8-36	11-12	10	33	43	18	69	21	11	4	8	200

FG % 1st Half:	44.0%	2nd half:	11.2%	33.3%	Game:	25-63	90.7%
FG % 1st Half:	14.3%	2nd half:	4.28	29.5%	Game:	8-36	22.2%
FT % 1st half:	3.4	2nd half:	8.8	100.0%	Game:	11-12	91.7%

Officials: Joe Lindsey, Tim Fitzgerald, Jon Siglaro

Technical fouls: Rice-None, UT-0

Rebounds: 43-18

FG % 1st Half: 14.35 40.0% 2nd half: 11.28 39.3% Game: 25.63 39.7%

3FG % 1st Half: 4.19 21.1% 2nd half: 4.17 23.9% Game: 5.36 22.2%

FT % 1st Half: 3.4 75.0% 2nd half: 8.6 100.0% Game: 11.12 91.7%

Officials: Joe Lindsay, Tim Fitzgerald, Jon Stigliano

Technical fouls: Rice=None, UT Arlington=None.

Attendance: 1649

**Score by periods**

**1st 2nd Total**

**Rice 21 28 49**

**UT Arlington 35 34 69**

Lead FG - RICE 2nd-03:21, UTA 2nd-04:12

Largest lead - RICE by 8 for 17:50, UTA by 20 2nd-04:30

RICE led for 0:45, UTA led for 35:36, Game was tied for 00:28

Score tied - 0 times.

Lead changed - 1 time.

## GAME 8

**UTRGV** 69  
**RICE** 67

**Dec. 2, 2017 • Houston, Texas**  
**Tudor Fieldhouse • 1,548**

Rice's comeback attempt came up just short, as the Owls fell to UTRGV, 69-67, Saturday afternoon at Tudor Fieldhouse.

Freshman forward Malik Osborne led Rice with a career-high 14 points and six rebounds. Junior guard Connor Cashaw scored 12 points and had a game-high eight boards. Sophomore guard Robert Martin recorded 11 points, six rebounds and a career-best four assists and senior guard Bishop Mency added 10 points.

Rice (2-6) trailed 66-54 with 5:33 to play. Ako Adams made a layup, then stole the ball and was fouled, making two free throws to pull within eight points. UTRGV (4-6) then made three of four free throws to push its lead to 69-58 with 3:42 remaining in the game.

Martin made one-of-two free throws and then Cashaw converted a three-point play. Xavier McDaniel, Jr. missed a layup and Adams grabbed the rebound, was fouled and hit both free throws. A minute and a half later, Cashaw hit a three to pull the Owls to within 69-67 with 1:04 to play.

Following a timeout, Nick Dixon missed a layup and Cashaw got the rebound. But, Cashaw's three-pointer was off and the rebound went out of bounds. Adams immediately fouled Javon Levi on the inbounds play and Levi missed the front end of a one-and-one. Cashaw again corralled the rebound with 19 seconds left. He drove the length of the court before he was stopped, and fired a pass to an open Mency at the top of the key. However, Mency's last second three-pointer went off the back of the iron and the comeback attempt was not enough.

Rice connected on just 36.5% (19-of-52) from the field and 36.4% (8-of-22) from three. Rice was also just 21-of-31 (67.7%) from the free throw line. UTRGV was 27-of-61 (44.3%) from the floor and just 8-of-28 (28.6%) from beyond the arc. UTRGV also outscored the Owls 21-to-9 off turnovers.

**Official Basketball Box Score -- Game Totals -- Final Statistics**  
**UTRGV vs Rice**  
**12/02/17 2 p.m. at Houston, Texas (Tudor Fieldhouse)**

**UTRGV 69 • 4-6**

#	Player	Total	3-Pts	Rebounds											
		FG	FGA	FT	FTA	Off	Def	Tot	PF	TP	A	T.O.	Bk	Sf	Min.
11	Vanner Jr., Lesley	1-5	0-4	0-0	0	4	4	2	2	1	0	0	0	0	20
23	Kinnasa, Dan	5-7	0-0	1-1	0	3	4	11	1	2	2	0	0	0	25
04	Dixon, Nick	6-13	3-6	4-5	1	4	5	4	2	19	0	4	0	0	30
10	McDaniel, Mike	1-5	0-2	2-2	1	4	5	4	2	3	0	2	2	29	
25	McDaniel Jr., Xavier	6-12	1-4	0-0	4	3	7	2	13	1	0	1	0	0	24
00	Bowie, Greg	1-6	1-5	0-0	1	1	2	3	3	1	1	0	0	0	15
13	Stallworth, Lew	3-7	3-6	0-0	1	2	3	2	9	2	1	0	0	0	23
14	Levi, Javon	1-4	0-1	0-1	0	3	3	2	5	1	0	2	0	0	20
20	Cnognorac, Johnny	3-3	0-0	0-0	2	2	2	3	6	1	1	1	0	0	14
	Team				1	4	5								
	Totals	27-61	8-28	7-9	9	29	38	26	69	14	13	4	0	0	200
FG % 14: Half: 13.31 41.9%															
2nd half: 14.30 46.6%															
3rd half: 14.30 46.6%															
Game: 27.61 44.3%															
FT % 14: Half: 51.9 22.2%															
2nd half: 46.6 66.7%															
Game: 7.9 77.5%															
Offensive Rebounds: 4															

FG % 1st Half: 13.31 41.9% 2nd half: 14.30 46.7% Game: 27.61 44.3%

3FG % 1st Half: 3.13 23.1% 2nd half: 5.12 33.3% Game: 8.28 28.6%

FT % 1st Half: 3.3 100.0% 2nd half: 4.6 66.7% Game: 7.9 77.8%

**Rice 67 • 2-6**

#	Player	Total	3-Pts	Rebounds	Off	Def	Tot	PF	TP	A	T.O.	Bk	Sf	Min.
		FG	FGA	FT	FTA									
10	MARTIN, Robert	2-6	0-1	7-10	2	4	6	1	11	4	2	0	0	33
13	OSBORNE, Malik	4-9	5-5	3-3	2	4	6	3	14	0	1	0	0	30
00	CASHAW, Connor	3-13	2-5	4-8	1	7	8	2	12	0	1	0	1	35
03	ADAMS, Ako	2-11	1-6	4-4	0	4	4	3	9	5	1	0	2	34
15	MENCY, Bishop	4-7	2-4	0-0	2	2	4	2	10	0	1	0	0	31
04	JONES, Dylan	3-10	0-2	2-2	4	1	5	0	1	0	1	0	1	17
11	LESTER, Miles	0-1	0-1	3-4	0	3	3	0	3	0	2	0	1	13
30	Blain, Nathan	1-2	0-0	0-0	0	0	0	1	2	0	4	0	0	6
25	HARRISON, Tim	0-0	0-0	0-0	0	0	0	0	0	1	0	0	0	1
	<b>Team</b>													
	<b>Totals</b>	19-52	8-22	21-31	11	27	38	13	67	10	13	0	5	200

FG % 1st Half: 11.28 39.3% 2nd half: 8.24 33.3% Game: 19.52 36.5%

3FG % 1st Half: 5.00 50.0% 2nd half: 3.12 25.0% Game: 8.22 36.4%

FT % 1st Half: 9.13 69.2% 2nd half: 12.19 66.7% Game: 21.31 67.8%

Officials: Darron George, Jeff Maham, Kelly Davis

Technical fouls: UTRGV=None, Rice=None.

Attendance: 1548

**Score by periods**

**1st 2nd Total**

**UTRGV 32 37 69**

**Rice 20 47 67**

Lead FG - UTRGV 2nd-05:53, RICE 2nd-01:04

Largest lead - UTRGV by 14 at 18:00, RICE by 26 at 19:35

UTRGV led for 35:06, RICE led for 07:10, Game was tied for 02:44

Score tied - 4 times.

Lead changed - 5 times.

## GAME 9

**RICE** 62  
**STEPHEN F. AUSTIN** 81

**Dec. 9, 2017 • Nacogdoches, Texas**  
**William R. Johnson Coliseum • 4,071**

Rice could not dig out of an early hole as the Owls fell to Stephen F. Austin, 81-62, Saturday afternoon at William R. Johnson Coliseum.

Junior Connor Cashaw had 13 points and five rebounds and sophomore Robert Martin added 13 points. Freshman Malik Osborne scored eight points and grabbed a season-high nine boards while sophomore Ako Adams added eight points.

Cashaw got things started for Rice (2-7) with a pair of free throws. After an SFA (9-1) three-pointer, Adams made a running jumper. However, the Owls missed their next six shots while turning the ball over eight times, as Stephen F. Austin went on an 18-6 run to take a 21-10 lead midway through the first half.

A Cashaw jumper and dunk from Austin Meyer got Rice to within nine points. SFA pushed the lead to 13, but two straight Robert Martin baskets forced a Lumberjack timeout with 6:29 to play. However, Stephen F. Austin went on a 15-6 run over the next 3:45 to takes its largest lead of the half, 42-24. But, Rice answered by scoring six of the final eight points to cut the deficit to 44-30 at the break.

The Lumberjacks scored seven of the first eight points in the second half to take a 20-point lead. Rice then scored eight of the next 10 points to pull within 53-39 just five minutes into the second half. However, the Owls would get no closer as SFA led by as many as 22 points.

Rice shot 42.5% (17-of-40) from the field, but was just 1-of-17 (5.9%) from three. Stephen F. Austin connected on 43.9% (29-of-66) from the floor and 45.5% (10-of-22) from beyond the arc. The Owls shot a season-high 46 free throws but connected on just 27 (58.7%).

**Official Basketball Box Score -- Game Totals -- Final Statistics**  
**Rice vs Stephen F. Austin**  
**12/09/17 2:00 p.m. at Nacogdoches, Texas (WRJ Coliseum)**

**Rice 62 • 2-7**

#	Player	Total	3-Pt	Rebounds	PF	TP	A	To	Bk	Sf	Min		
		FG	FGA	FT	FTA								
00	CASHAW, Connor	5-12	0-3	7-8	2	3	5	2	13	3	33		
02	ADAMS, Ako	2-5	0-3	4-4	1	1	2	3	8	0	22		
03	MARTIN, Robert	5-8	0-2	3-0	0	3	3	1	13	0	30		
03	OSBORNE, Malik	3-5	0-2	2-6	3	6	9	2	8	1	36		
04	MENCY, Bishop	1-3	1-3	2-2	0	2	2	0	2	3	22		
05	JONES, Dylan	0-0	0-0	0-0	0	0	0	3	0	0	3		
11	LESTER, Miles	0-3	0-3	4-5	0	3	3	1	4	2	22		
14	HUNTER, Najia	0-1	0-1	2-4	2	2	4	0	2	1	7		
09	MEYER, Austin	1-1	0-0	0-3	0	3	3	1	4	2	22		
08	HARRISON, Tim	2-2	0-0	3-5	0	3	3	3	7	2	15		
Teams													
		17-40	1-17	27-46	12	20	43	23	62	7	2	1	80
FG % 1st Half:	8-21	38.1%	2nd half:	9-19	47.4%	Game:	17-40	42.5%					
3PT % 1st Half:	0-7	0.0%	2nd half:	1-13	7.7%	Game:	1-20	5.0%					
FT % 1st Half:	8-23	68.0%	2nd half:	10-15	66.7%	Game:	27-46	58.7%					
Overtime													



## GAME 10

ST. EDWARD'S  
RICE

86  
91

Dec. 14, 2017 • Houston, Texas  
Tudor Fieldhouse • 5,208

Rice held off a furious rally to defeat St. Edward's, 91-86, Thursday morning in front of 5,208 raucous Houston area students.

Junior Connor Cashaw recorded his second double-double of the year, tying a career-high with 27 points while grabbing a game-high 12 rebounds. Senior Bishop Mency scored a career-high 21 points on five three-pointers and pulled down eight rebounds while freshman Najja Hunter added career marks of nine points and seven boards.

Rice led 50-36 heading into the second half. SEU scored seven of the first 10 points to cut the deficit to 10 just three minutes into the half. The game went back and forth over the next four minutes.

With Rice leading 67-57, the Hilltoppers scored seven of the next eight points to pull within four points. However, Rice went on a 7-0 run to take a 75-64 lead with 9:26 to play.

SEU's Dillon Young answered with a three. Rice hit four straight free throws but the Hilltoppers made two baskets. Malik Osborne then hit one-of-two from the charity stripe to give Rice an 80-71 lead with 7:29 remaining.

But Rice turned the ball over on its next two possessions as St. Edwards scored eight straight points over the next 1:25 to pull within one point. The Owls answered back, scoring seven straight to push the lead to 87-79 with 3:32 to play.

After trading three-pointers, SEU made back-to-back baskets to get within four points with 49 seconds to play. But the Hilltoppers would get no closer.

Rice connected on 48.4% (30-of-62) from the field but just 29.2% (7-of-24) from three. St. Edward's shot 44.6% (33-of-74) from the floor and 37.5% (12-of-32) from three. However, Rice outscored the Hilltoppers, 24-to-8 from the free throw line.

Official Basketball Box Score -- Game Totals -- Final Statistics  
St. Edward's vs Rice  
12/14/17 11:30 a.m. at Houston, Texas (Tudor Fieldhouse)

### St. Edward's 86 • EXH

#	Player	Total	3-Pt	Rebounds	Off	Def	Tot	PF	TP	A	T	Bk	Sf	Min
		FG	FGA	FT	FTA									
21	Sean Phillips	2-8	2-7	0-0	0	1	1	0	6	1	0	0	1	20
23	Dorian Lopez	5-11	3-8	2-2	1	5	6	2	15	3	0	0	1	20
23	James Taylor	6-11	0-0	0-0	1	1	2	3	12	0	3	0	0	20
01	Landon Goessing	3-7	1-2	2-2	0	0	0	1	9	3	1	0	0	20
03	Sean Watkins	3-3	1-1	2-2	0	2	2	9	6	2	0	0	4	20
02	Mark Paleston	2-8	0-2	0-0	0	1	1	1	4	1	0	0	0	15
10	Lucas Doria	2-3	0-0	2-3	1	2	3	5	6	1	1	1	0	14
11	Matthew Paleston	1-2	0-0	0-1	2	1	3	0	2	0	0	0	1	12
20	Ryan Garcia	3-8	2-6	0-0	1	1	2	4	8	1	1	0	1	20
02	Logan Cook	1-1	0-0	2-2	0	2	2	1	2	2	0	0	1	7
24	Corey Sherwill	4-8	2-3	0-1	3	9	12	1	10	1	5	0	1	19
02	Dillon Young	1-6	1-5	0-0	0	0	0	1	3	1	0	0	0	13
00	Team	4-8	2-3	2-3	0	2	3	0	0	0	0	0	0	0
Totals		33-74	12-32	8-11	12	25	37	21	88	22	13	1	10	200

FG % 1st Half:	14.3%	37.8%	2nd half:	19.3%	51.4%	Game:	33-74	44.6%	Deadball	
3FG % 1st Half:	3-14	21.4%	2nd half:	8-17	47.1%	Game:	12-32	37.5%	Rebounds	0
FT % 1st Half:	4-5	80.0%	2nd half:	4-6	66.7%	Game:	8-11	72.7%		

### Rice 91 • 3-7

#	Player	Total				3Pt		Reb		Def		Tot		PF		A		Bk		Sf		Min
		FG	FGA	FT	FTA	Off	Def	Off	Def	TP	FP	A	T	Bk	Sf	Min						
13	OSBORNE, Malik	1-3	0-1	7-8	0	3	3	2	9	1	4	0	1	24								
00	CASHAW, Connor	12-20	2-6	1-1	2	10	12	0	27	3	4	0	3	34								
03	ADAMS, Ake	8-18	0-3	2-3	0	2	2	6	3	3	0	1	31									
11	LESTER, Miles	0-4	0-2	3-6	0	2	2	3	9	2	1	0	0	21								
15	MENCY, Bishop	6-12	5-9	0-0	4	8	2	21	1	0	0	0	36									
02	MARTIN, Robert	3-3	0-0	2-2	0	2	2	8	1	1	0	1	17									
14	HUNTER, Najja	3-6	0-1	3-6	2	5	7	1	9	1	1	1	0	17								
30	MEYER, Austin	0-1	0-0	4-4	0	2	2	0	4	1	1	1	0	11								
35	HARRISON, Tim	1-5	0-2	2-2	3	2	5	0	4	0	0	0	9									
00	Team	1	0	1	0	1	1	0	0	0	0	0	0	0								
Totals		30-62	7-24	24-32	12	32	44	12	91	13	16	2	6	200								

FG % 1st Half:	18.3%	48.2%	2nd half:	12-23	52.2%	Game:	30-62	48.4%	Deadball	
3FG % 1st Half:	3-14	21.4%	2nd half:	4-10	40.0%	Game:	7-24	29.2%	Rebounds	3
FT % 1st Half:	11-11	100.0%	2nd half:	13-21	61.9%	Game:	24-32	75.0%		

Officials: Raymond Snyers, Andrew Walton, Chase Vaden  
Technical fouls: St. Edward's None, Rice None.  
Attendance: 5208

Score by periods	1st	2nd	Total
St. Edward's	33	53	86
Rice	50	41	91

Last FG - SEU 2nd-00:49, RICE 2nd-01:33.  
Largest lead - SEU None, RICE by 16 1st-04:42.  
SEU last foul - RICE 1st-01:35, Game was tied for 01:08.

Score tied - 0 times.  
Lead changed - 0 times.

## GAME 11

RICE  
NO. 24 TEXAS TECH

53  
73

Dec. 16, 2017 • Lubbock, Texas  
Lubbock Municipal Coliseum • 7,034

No. 24 Texas Tech shot 63.3% in the second half in turning a four-point second half Rice lead into a 73-53 defeat, Saturday night at Lubbock Municipal Coliseum.

Junior Connor Cashaw recorded his second straight double-double, recording game-highs of 21 points and 12 rebounds while setting a career-high with five three-pointers. Senior Bishop Mency scored nine points and Robert Martin added eight.

Rice began the game hot from the field. After Texas Tech opened the scoring, Rice scored nine of the next 11 points on three-pointers from Mency, Cashaw and Miles Lester. TTU then hit a pair of layups to make it a one-point game. However, a three from Cashaw followed by a three-point play by Martin gave Rice a 15-8 lead 6:22 into the game.

After trading baskets, Davide Morretti hit a three for Tech. But baskets by Cashaw and Najja Hunter gave the Owls their largest lead of the game, 21-13, with 11:01 to play in the half.

However, that's when Rice went cold. The Owls missed their final eight shots of the half while turning the ball over eight times, as the Red Raiders closed the half on a 16-4 run to lead 29-25 at the break.

Tech opened the scoring in the second half with a layup. Rice immediately answered, rattling off 10 straight points on three-pointers from Martin and a pair from Cashaw, giving Rice a 35-31 lead just 2:49 into the second stanza. However, the Red Raiders went on a 20-5 run over the next 6:34 to gain a 50-41 advantage midway through the second half.

Malik Osborne then hit a jumper and made a pair of free throws to pull Rice within seven points with 8:16 to play. The Owls had a chance to make it a five-point game when Cashaw went to the line for a one-and-one. But he missed the front end and Texas Tech went on a 15-4 run to put the game away.

Rice connected on just 38.6% (17-of-44) from the field and 40.0% (10-of-25) from three while shooting just 9-of-15 (60.0%) from the free throw line. Texas Tech shot 49.2% (31-of-63) from the floor and just 25.0% (4-of-16) from three while hitting just 7-of-21 (33.3%) from the charity stripe. However, the Red Raiders scored 34 points off of 26 Rice turnovers.

Official Basketball Box Score -- Game Totals -- Final Statistics  
Rice vs Texas Tech  
12/16/17 7:05 p.m. at Lubbock, TX (Lubbock Municipal Coliseum)

### Rice 53 • 3-8

#	Player	Total	3-Pt	Rebounds	Off	Def	Tot	PF	TP	A	T	Bk	Sf	Min
		FG	FGA	FT	FTA									
13	OSBORNE, Malik	1-4	0-1	2-2	2	2	4	5	4	2	2	0	1	23
00	CASHAW, Connor	6-11	5-8	4-5	1	11	12	2	21	2	5	1	0	35
03	ADAMS, Ake	0-4	0-3	0-0	1	1	2	3	0	2	2	0	0	32
11	LESTER, Miles	2-5	2-3	0-0	2	1	3	1	6	0	2	0	0	17
15	MENCY, Bishop	3-8	2-7	1-3	0	3	3	2	9	1	3	0	2	30
02	MARTIN, Robert	3-8	1-2	1-2	1	2	3	2	8	2	4	1	1	27
14	HUNTER, Najja	1-1	0-0	0-0	0	0	0	1	2	1	4	0	1	9
30	MEYER, Austin	0-0	0-0	1-3	0	2	2	3	1	0	2	1	0	12
35	HARRISON, Tim	1-2	0-1	0-0	0	1	1	2	0	1	0	1	0	15
00	Team	1	0	1	0	1	2	0	0	0	0	0	0	0
Totals		17-44	10-25	9-15	6	27	33	20	53	10	26	3	5	200

FG % 1st Half:	8-21	38.1%	2nd half:	9-23	39.1%	Game:	17-44	38.6%	Deadball	
3FG % 1st Half:	4-12	33.3%	2nd half:	6-13	46.2%	Game:	10-25	40.0%	Rebounds	3
FT % 1st Half:	5-8	62.5%	2nd half:	4-7	57.1%	Game:	9-15	60.0%		

### Texas Tech 73 • 9-1

#	Player	Total	3-Pt	Rebounds	Off	Def	Tot	PF	TP	A	T	Bk	Sf	Min
		FG	FGA	FT	FTA									
11	Smith, Zach	5-7	0-0	0-3	1	4	5	2	10	1	3	1	1	31
32	Odise, Noreise	1-2	0-0	0-2	2	3	5	2	2	0	2	0	1	12
03	Gray, Justin	2-7	0-1	0-1	3	2	5	2	4	1	1	0	1	16
10	Stevenson, Neem	4-7	1-2	1-2	0	2	2	1	10	1	0	0	0	21
12	Evans, Keenan	5-13	1-5	2-3	2	1	3	3	13	5	2	3	3	31
00	Hamilton IV, Tommy	0-1	0-0	2-4	0	3	3	2	3	1	0	0	0	13
01	Francis, Brandone	1-1	0-0	0-3	0	0	0	0	2	1	0	0	0	6
02	Smith, Zhane	6-8	0-0	0-0	1	0	1	3	12	3	0	2	0	20
03	Webster, Josh	0-0	0-0	0-0	0	0	0	0	0	0	0	0	0	1
33	Culver, Jarrett	3-6	0-2	2-3	1	4	5	2	8	4	0	2	6	25
25	Movette, Davide	3-9	2-6	0-0	0	1	1	2	8	3	0	0	3	22
30	Sorells, Andrew	0-1	0-0	0-0	0	0	0	1	0	1	0	0	0	1
35	Hicks, Parker	1-1	0-0	0-0	0	0	0	0	2	0	0	0	0	1
00	Team	1	0	1	0	1	2	0	0	0	0	0	0	0
Totals		31-63	4-16	7-21	12	22	34	20	73	23	9	7	15	200

FG % 1st Half:	13-33	39.4%	2nd half:	19-30	63.3%	Game:	31-63	49.2%	Deadball	
3FG % 1st Half:	3-9	33.3%	2nd half:	1-6	16.7%	Game:	4-16	25.0%	Rebounds	7
FT % 1st Half:	2-7	28.6%	2nd half:	5-14	35.7%	Game:	7-21	33.3%		

Officials: Kelly Self, Damon George, Chance Moore  
Technical fouls: Rice None, Texas Tech-Evans, Keenan  
Attendance: 7034

Score by periods	1st	2nd	Total
Rice	25	28	53
Texas Tech	25	48	73

Last FG - RICE 2nd-00:12, TTU 2nd-00:01.  
Largest lead - RICE by 9 1st-11:01, TTU by 22 2nd-00:01.  
RICE last foul - TTU 1st-01:11, Game was tied for 01:02.

Score tied - 2 times.  
Lead changed - 4 times.



CONNOR CASHAW

G • 6-5 • 200 • Jr.  
Lincolnshire, Ill. • Stevenson

CAREER HIGHS

Points	27	2x, last vs. St. Edward's (12/14/17)
FG Made	12	vs. St. Edward's (12/14/17)
FG Att.	20	2x, last vs. St. Edward's (12/14/17)
3-Pt. FG	5	at Texas Tech (12/16/17)
3-Pt. Att.	10	vs. Delaware State (11/23/16)
Free Throws	7	at Stephen F. Austin (12/9/17)
Free Throw Att.	8	2x, last at Stephen F. Austin (12/9/17)
Rebounds	13	vs. St. Thomas (12/21/16)
Assists	6	vs. UTEP (3/9/17)
Steals	3	3x, last vs. St. Edward's (12/14/17)
Blocks	1	9x, last at Texas Tech (12/16/17)
Minutes	38	2x, last at Southern Miss (2/25/16)

2017-18 SEASON HIGHS

Points	27	2x, last vs. St. Edward's (12/14/17)
FG Made	12	vs. St. Edward's (12/14/17)
FG Att.	20	2x, last vs. St. Edward's (12/14/17)
3-Pt. FG	5	at Texas Tech (12/16/17)
3-Pt. Att.	8	3x, last at Texas Tech (12/16/17)
Free Throws	7	at Stephen F. Austin (12/9/17)
Free Throw Att.	8	2x, last at Stephen F. Austin (12/9/17)
Rebounds	12	2x, last at Texas Tech (12/16/17)
Assists	5	at Northwestern State (11/17/17)
Steals	3	vs. St. Edward's (12/14/17)
Blocks	1	at Texas Tech (12/16/17)
Minutes	35	3x, last at Texas Tech (12/16/17)

MISCELLANEOUS STATS

CATEGORY	2017-18	CAREER
Double-Figure Scoring	8	29
Double-Figure Rebounds	3	5
Double-Figure Assists	-	-
Double-Doubles	3	4
Led Rice in Scoring	6	8
Led Rice in Rebounding	5	15
Led Rice in Assists	6	11

2017-18 (JUNIOR)

- Leads team with 16.6 points and 7.2 rebounds
- Recorded double-double with 18 points and 11 rebounds against Eastern Kentucky (11/10)
- Set a career-high with 27 points with nine rebounds and five assists at Northwestern State (11/17)
- Scored 13 points and grabbed four rebounds versus UNLV (11/20)
- Scored a game-high 24 points against Ole Miss (11/22)
- Had 13 points and five rebounds at Stephen F. Austin (12/9)
- Recorded a double-double versus St. Edward's (12/14), tying a career-high with 27 points while grabbing a season-high 12 rebounds
- Scored 21 points on a career-high five three pointers while also pulling down 12 rebounds at No. 24 Texas Tech (12/16)

CASHAW'S GAME-BY-GAME STATISTICS

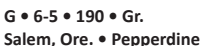
Opponent	Date	GS	Min	FG	FGA	Pct	3FG	3FGA	Pct	FT	FTA	Pct	Off	Def	Tot	PF	FO	A	TO	B	S	Pts
Eastern Kentucky	11/10	*	35	6	16	.375	2	6	.333	4	5	.800	4	7	11	3	0	2	2	0	1	18
Georgia State	11/14	*	28	1	7	.143	1	7	.143	4	5	.800	0	5	5	0	0	3	6	0	2	7
at Northwestern State	11/17	*	31	9	16	.563	4	8	.500	5	6	.833	1	8	9	2	0	5	3	0	2	27
vs. UNLV	11/20	*	30	5	15	.333	0	2	.000	3	4	.750	0	4	4	1	0	2	2	0	2	13
vs. Ole Miss	11/22	*	33	8	20	.400	4	8	.500	4	6	.667	1	1	2	3	0	3	1	0	1	24
St. Thomas	11/25	DNP																				
at UT-Arlington	11/29	*	27	1	11	.091	0	5	.000	2	2	1.000	3	1	4	1	0	3	1	0	0	4
UTRGV	12/2	*	35	3	13	.231	2	5	.400	4	8	.500	1	7	8	2	0	0	1	0	1	12
at Stephen F. Austin	12/9	*	33	3	12	.250	0	3	.000	7	8	.875	2	3	5	2	0	3	3	0	1	13
St. Edward's	12/14	*	34	12	20	.600	2	6	.333	1	1	1.000	2	10	12	0	0	3	4	0	3	27
at Texas Tech	12/16	*	35	6	11	.545	5	8	.625	4	5	.800	1	11	12	2	0	2	5	1	0	21
at New Mexico	12/19																					
Texas State	12/22																					
at UTSA	12/28																					
at UTEP	12/30																					
Old Dominion	1/4																					
Charlotte	1/6																					
North Texas	1/13																					
at Southern Miss	1/18																					
at Louisiana Tech	1/20																					
FIU	1/25																					
Florida Atlantic	1/27																					
at North Texas	2/3																					
at Middle Tennessee	2/8																					
at UAB	2/10																					
Marshall	2/15																					
WKU	2/17																					
at Florida Atlantic	2/22																					
at FIU	2/24																					
UTEP	3/1																					
UTSA	3/3																					

CASHAW'S CAREER STATS

YEAR	GP-GS	MIN/AVG	FG-FGA	PCT	3FG-FGA	PCT	FT-FTA	PCT	OFF-DEF	TOT	AVG	PF-FO	AST	TO	BLK	STL	PTS	AVG
2015-16	32-17	956/29.9	95-223	.426	45-116	.388	37-62	.597	33-106	139	4.3	67-2	37	37	2	30	272	8.5
2016-17	35-35	914/26.1	103-232	.444	37-99	.374	36-54	.667	37-149	186	5.3	55-0	63	40	6	27	279	8.0
2017-18	10-10	321/32.1	54-141	.383	20-58	.345	38-50	.760	15-57	72	7.2	16-0	26	28	1	13	166	16.6
TOTAL	77-62	2191/28.5	252-596	.423	102-273	.374	111-166	.669	85-312	397	5.2	138-2	126	105	9	70	717	9.3

CASHAW'S CAREER CONFERENCE USA STATS

YEAR	GP-GS	MIN/AVG	FG-FGA	PCT	3FG-FGA	PCT	FT-FTA	PCT	OFF-DEF	TOT	AVG	PF-FO	AST	TO	BLK	STL	PTS	AVG
2015-16	18-16	594/33.0	60-138	.435	31-75	.413	21-34	.618	19-69	88	4.9	34-0	21	17	1	18	172	9.6
2016-17	18-18	468/26.0	49-113	.434	15-39	.385	16-25	.640	15-81	96	5.3	29-0	23	19	2	11	129	7.2
2017-18																		
TOTAL	36-34	1062/29.5	109-251	.434	46-114	.404	37-59	.627	34-150	184	5.1	63-0	44	36	3	29	301	8.4



Points	18	at Northwestern State	(11/17/17)
FG Made	7	at Northwestern State	(11/17/17)
FG Att.	15	vs. St. Thomas	(11/25/17)
3-Pt. FG	4	3x, last vs. St. Thomas	(11/25/17)
3-Pt. Att.		12 vs. St. Thomas	(11/25/17)
Free Throws	4	vs. St. Thomas	(11/25/17)
Free Throw Att.	4	2x, last vs. St. Thomas	(11/25/17)
Rebounds	10	vs. St. Thomas	(11/25/17)
Assists	2	6x, last vs. St. Thomas	(11/25/17)
Steals	3	2x, last vs. St. Thomas	(11/25/17)
Blocks	2	at Pacific	(1/29/15)
Minutes	37	vs. St. Thomas	(11/25/17)

Points	18	at Northwestern State	(11/17/17)
FG Made	7	at Northwestern State	(11/17/17)
FG Att.	15	vs. St. Thomas	(11/25/17)
3-Pt. FG	4	3x, last vs. St. Thomas	(11/25/17)
3-Pt. Att.	12	vs. St. Thomas	(11/25/17)
Free Throws	4	vs. St. Thomas	(11/25/17)
Free Throw Att.	4	vs. St. Thomas	(11/25/17)
Rebounds	10	vs. St. Thomas	(11/25/17)
Assists	2	2x, last at UT-Arlington	(11/29/17)
Steals	3	2x, last vs. St. Thomas	(11/25/17)
Blocks			
Minutes	37	vs. St. Thomas	(11/25/17)

CATEGORY	2017-18	CAREER
Double-Figure Scoring	4	4
Double-Figure Rebounds	-	-
Double-Figure Assists	-	-
Double-Doubles	1	1
Led Rice in Scoring	3	3
Led Rice in Rebounding	-	-
Led Rice in Assists	-	-

- Saw first action against Eastern Kentucky (11/10), scoring two points and grabbing three rebounds
- Had 12 points, four three's and three steals versus Georgia State (11/14)
- Scored a career-high 18 points at Northwestern State (11/17)
- Scored 15 points and grabbed four rebounds versus UNLV (11/20)
- Had four rebounds against Ole Miss (11/22)
- Made first career start, recording his first career double-double versus St. Thomas (11/25), scoring 16 points and grabbing a career-high 10 rebounds
- Scored nine points and grabbed five rebounds at UT-Arlington (11/29)

[illegible]

YEAR	GP-GS	MIN/AVG	FG-FGA	PCT	3FG-FGA	PCT	FT-FTA	PCT	OFF-DEF	TOT	AVG	PF-FO	AST	TO	BLK	STL	PTS	AVG
2017-18	7-2	177/25.3	27-63	.429	20-45	.444	4-4	1.000	3-26	29	4.1	9-0	7	12	0	9	78	11.1
TOTAL	7-2	177/25.3	27-63	.429	20-45	.444	4-4	1.000	3-26	29	4.1	9-0	7	12	0	9	78	11.1

[illegible]



Ako Adams

G • 6-2 • 170 • So.  
Washington, D.C. • Bishop O’Connell HS

CAREER HIGHS

Points	16	at Northwestern State (11/17/17)
FG Made	5	at UT-Arlington (11/29/17)
FG Att.	13	at UT-Arlington (11/29/17)
3-Pt. FG	3	2x, last at UT-Arlington (11/29/17)
3-Pt. Att.	8	at UT-Arlington (11/29/17)
Free Throws	6	2x, last at Northwestern St. (11/17/17)
Free Throw Att.	8	vs. Eastern Kentucky (11/10/17)
Rebounds	6	vs. Georgia State (11/14/17)
Assists	9	at Northwestern State (11/17/17)
Steals	3	at Northwestern State (11/17/17)
Blocks	1	2x, last vs. St. Thomas (11/25/17)
Minutes	34	vs. UTRGV (12/2/17)

2017-18 SEASON HIGHS

Points	16	at Northwestern State (11/17/17)
FG Made	5	at UT-Arlington (11/29/17)
FG Att.	13	at UT-Arlington (11/29/17)
3-Pt. FG	3	at UT-Arlington (11/29/17)
3-Pt. Att.	8	at UT-Arlington (11/29/17)
Free Throws	6	2x, last at Northwestern St. (11/17/17)
Free Throw Att.	8	vs. Eastern Kentucky (11/10/17)
Rebounds	6	vs. Georgia State (11/14/17)
Assists	9	at Northwestern State (11/17/17)
Steals	3	at Northwestern State (11/17/17)
Blocks	1	vs. St. Thomas (11/25/17)
Minutes	34	vs. UTRGV (12/2/17)

MISCELLANEOUS STATS

CATEGORY	2017-18	CAREER
Double-Figure Scoring	4	5
Double-Figure Rebounds	-	-
Double-Figure Assists	-	-
Double-Doubles	-	-
Led Rice in Scoring	1	1
Led Rice in Rebounding	-	-
Led Rice in Assists	9	10

2017-18 (SOPHOMORE)

- Set career-highs with 13 points and six assists against Eastern Kentucky (11/10)
- Had 10 points and a career-high six rebounds versus Georgia State (11/14)
- Had career-highs of 19 points, nine assists and three steals at Northwestern State (11/17)
- Scored a team-high 15 points while grabbing five rebounds at UT-Arlington (11/29)

ADAMS’ GAME-BY-GAME STATISTICS

Opponent	Date	GS	Min	FG	FGA	Pct	3FG	3FGA	Pct	FT	FTA	Pct	Off	Def	Tot	PF	FO	A	TO	B	S	Pts
Eastern Kentucky	11/10	*	32	3	10	.300	1	6	.167	6	8	.750	1	3	4	1	0	6	2	0	1	13
Georgia State	11/14	*	27	2	8	.250	2	5	.400	4	4	1.000	1	5	6	1	0	3	2	0	0	10
at Northwestern State	11/17	*	28	4	5	.800	2	3	.667	6	6	1.000	1	2	3	1	0	9	0	0	3	16
vs. UNLV	11/20	*	24	3	8	.375	1	4	.250	0	2	.000	1	2	3	3	0	3	3	0	0	7
vs. Ole Miss	11/22	*	29	3	12	.250	1	7	.143	0	0	.000	0	3	3	2	0	4	1	0	2	7
St. Thomas	11/25	*	24	2	8	.250	0	3	.000	3	4	.750	0	2	2	4	0	3	6	1	0	7
at UT-Arlington	11/29	*	29	5	13	.385	3	8	.375	2	2	1.000	0	5	5	3	0	1	3	0	0	15
UTRGV	12/2	*	34	2	11	.182	1	6	.167	4	4	1.000	0	4	4	3	0	5	1	0	2	9
at Stephen F. Austin	12/9	*	22	2	5	.400	0	3	.000	4	4	1.000	1	1	2	3	0	0	4	0	1	8
St. Edward’s	12/14	*	31	2	8	.250	0	3	.000	2	3	.667	0	2	2	2	0	3	3	0	1	6
at Texas Tech	12/16	*	32	0	4	.000	0	3	.000	0	0	.000	1	1	2	3	0	2	2	0	0	0
at New Mexico	12/19																					
Texas State	12/22																					
at UTSA	12/28																					
at UTEP	12/30																					
Old Dominion	1/4																					
Charlotte	1/6																					
North Texas	1/13																					
at Southern Miss	1/18																					
at Louisiana Tech	1/20																					
FIU	1/25																					
Florida Atlantic	1/27																					
at North Texas	2/3																					
at Middle Tennessee	2/8																					
at UAB	2/10																					
Marshall	2/15																					
WKU	2/17																					
at Florida Atlantic	2/22																					
at FIU	2/24																					
UTEP	3/1																					
UTSA	3/3																					

ADAMS’ CAREER STATS

YEAR	GP-GS	MIN/AVG	FG-FGA	PCT	3FG-FGA	PCT	FT-FTA	PCT	OFF-DEF	TOT	AVG	PF-FO	AST	TO	BLK	STL	PTS	AVG
2016-17	35-0	460/13.1	31-97	.320	21-59	.356	23-28	.821	4-33	37	1.1	67-0	42	40	2	11	106	3.0
2017-18	11-11	312/28.4	28-92	.304	11-51	.216	31-37	.838	6-30	36	3.3	26-0	39	27	1	10	98	8.9
TOTAL	46-11	772/16.8	59-189	.312	32-110	.291	54-65	.831	10-63	73	1.6	93-0	81	67	3	21	204	4.4

ADAMS’ CAREER CONFERENCE USA STATS

YEAR	GP-GS	MIN/AVG	FG-FGA	PCT	3FG-FGA	PCT	FT-FTA	PCT	OFF-DEF	TOT	AVG	PF-FO	AST	TO	BLK	STL	PTS	AVG
2016-17	18-0	251/13.9	17-51	.333	14-34	.412	16-19	.842	1-18	19	1.1	32-0	15	17	2	6	64	3.6
2017-18																		
TOTAL	18-0	251/13.9	17-51	.333	14-34	.412	16-19	.842	1-18	19	1.1	32-0	15	17	2	6	64	3.6





F • 6-8 • 215 • Gr.  
Houston, Texas • Penn

## CAREER HIGHS

Points	10	vs. Saint Joseph's (1/18/14)
FG Made	3	2x, last vs. UTRGV (12/2/17)
FG Att.	3	3x, last vs. UTRGV (12/2/17)
3-Pt. FG		
3-Pt. Att.		
Free Throws	2	2x, last vs. Ole Miss (11/22/17)
Free Throw Att.	3	vs. Ole Miss (11/22/17)
Rebounds	5	vs. Saint Joseph's (1/18/14)
Assists	1	5x, last at UT-Arlington (11/29/17)
Steals	1	4x, last vs. UTRGV (12/2/17)
Blocks	1	at Niagara (1/13/15)
Minutes	17	vs. UTRGV (12/2/17)

## 2017-18 SEASON HIGHS

Points	8	vs. Ole Miss (11/22/17)
FG Made	3	2x, last vs. UTRGV (12/2/17)
FG Att.	3	3x, last vs. UTRGV (12/2/17)
3-Pt. FG		
3-Pt. Att.		
Free Throws	2	2x, last vs. Ole Miss (11/22/17)
Free Throw Att.	3	vs. Ole Miss (11/22/17)
Rebounds	4	2x, last vs. UTRGV (12/2/17)
Assists	1	4x, last at UT-Arlington (11/29/17)
Steals	1	2x, last vs. UTRGV (12/2/17)
Blocks		
Minutes	17	vs. UTRGV (12/2/17)

## MISCELLANEOUS STATS

CATEGORY	2017-18	CAREER
Double-Figure Scoring	-	-
Double-Figure Rebounds	-	-
Double-Figure Assists	-	-
Double-Doubles	-	-
Led Rice in Scoring	-	-
Led Rice in Rebounding	-	-
Led Rice in Assists	-	-

## 2017-18 (GRADUATE)

- Saw first action against Eastern Kentucky with two points and grabbing one rebound.
- Had five points against Georgia State (11/14)
- Scored a season-high eight points against Ole Miss (11/22)
- Grabbed a season-high four rebounds versus St. Thomas (11/25)

## JONES' GAME-BY-GAME STATISTICS

[illegible]

## JONES' CAREER STATS

YEAR	GP-GS	MIN/AVG	FG-FGA	PCT	3FG-FGA	PCT	FT-FTA	PCT	OFF-DEF	TOT	AVG	PF-FO	AST	TO	BLK	STL	PTS	AVG
2017-18	9-0	94/10.4	9-14	.643	0-0	.000	7-12	.583	8-7	15	1.7	18-1	4	9	0	2	25	2.8
TOTAL	9-0	94/10.4	9-14	.643	0-0	.000	7-12	.583	8-7	15	1.7	18-1	4	9	0	2	25	2.8

## JONES' CAREER CONFERENCE USA STATS

[illegible]



ADDISON OWEN

G • 6-5 • 185 • So.  
Atlanta, Ga. • The Paideia School

CAREER HIGHS

Points	3	vs. Delaware State (11/23/16)
FG Made	1	vs. Delaware State (11/23/16)
FG Att.	2	vs. St. Edward's (12/15/16)
3-Pt. FG	1	vs. Delaware State (11/23/16)
3-Pt. Att.	2	vs. St. Edward's (12/15/16)
Free Throws		
Free Throw Att.		
Rebounds	1	vs. St. Thomas (12/21/16)
Assists	1	vs. St. Edward's (12/15/16)
Steals		
Blocks		
Minutes	3	vs. St. Edward's (12/15/16)

2017-18 SEASON HIGHS

Points	
FG Made	
FG Att.	
3-Pt. FG	
3-Pt. Att.	
Free Throws	
Free Throw Att.	
Rebounds	
Assists	
Steals	
Blocks	
Minutes	

MISCELLANEOUS STATS

CATEGORY	2017-18	CAREER
Double-Figure Scoring	-	-
Double-Figure Rebounds	-	-
Double-Figure Assists	-	-
Double-Doubles	-	-
Led Rice in Scoring	-	-
Led Rice in Rebounding	-	-
Led Rice in Assists	-	-

2016-17 (FRESHMAN)

Played in five games ... averaged 0.6 points ... saw first career action against Delaware State (11/23), scoring three points ... recorded first career assist versus St. Edward's (12/15) ... grabbed first career rebounds against St. Thomas (12/21).

OWEN'S GAME-BY-GAME STATISTICS

Opponent	Date	GS	Min	FG	FGA	Pct	3FG	3FGA	Pct	FT	FTA	Pct	Off	Def	Tot	PF	FO	A	TO	B	S	Pts
Eastern Kentucky	11/10		DNP																			
Georgia State	11/14		DNP																			
at Northwestern State	11/17		DNP																			
vs. UNLV	11/20		DNP																			
vs. Ole Miss	11/22		DNP																			
St. Thomas	11/25		DNP																			
at UT-Arlington	11/29		DNP																			
UTRGV	12/2		DNP																			
at Stephen F. Austin	12/9		DNP																			
St. Edward's	12/14		DNP																			
at Texas Tech	12/16		DNP																			
at New Mexico	12/19																					
Texas State	12/22																					
at UTSA	12/28																					
at UTEP	12/30																					
Old Dominion	1/4																					
Charlotte	1/6																					
North Texas	1/13																					
at Southern Miss	1/18																					
at Louisiana Tech	1/20																					
FIU	1/25																					
Florida Atlantic	1/27																					
at North Texas	2/3																					
at Middle Tennessee	2/8																					
at UAB	2/10																					
Marshall	2/15																					
WKU	2/17																					
at Florida Atlantic	2/22																					
at FIU	2/24																					
UTEP	3/1																					
UTSA	3/3																					

OWEN'S CAREER STATS

YEAR	GP-GS	MIN/AVG	FG-FGA	PCT	3FG-FGA	PCT	FT-FTA	PCT	OFF-DEF	TOT	AVG	PF-FO	AST	TO	BLK	STL	PTS	AVG
2016-17	5-0	8/1.6	1-3	.333	1-3	.333	0-0	.000	0-1	1	0.2	1-0	1	0	0	0	3	0.6
2017-18																		
TOTAL	5-0	8/1.6	1-3	.333	1-3	.333	0-0	.000	0-1	1	0.2	1-0	1	0	0	0	3	0.6

OWEN'S CAREER CONFERENCE USA STATS

YEAR	GP-GS	MIN/AVG	FG-FGA	PCT	3FG-FGA	PCT	FT-FTA	PCT	OFF-DEF	TOT	AVG	PF-FO	AST	TO	BLK	STL	PTS	AVG
2016-17	2-0	2/1.0	0-0	.000	0-0	.000	0-0	.000	0-0	0	0.0	0-0	0	1	0	0	0	0.0
2017-18																		
TOTAL	2-0	2/1.0	0-0	.000	0-0	.000	0-0	.000	0-0	0	0.0	0-0	0	1	0	0	0	0.0



## ROBERT MARTIN

F • 6-6 • 220 • So.  
Pittsburgh, Pa. • Tilton School (N.H.)

### CAREER HIGHS

Points	14	2x, last vs. UNLV (11/20/17)
FG Made	5	at Stephen F. Austin (12/9/17)
FG Att.	11	vs. UNLV (11/20/17)
3-Pt. FG	1	5x, last at Texas Tech (12/16/17)
3-Pt. Att.	3	vs. UNLV (11/20/17)
Free Throws	7	2x, last vs. UTRGV (12/2/17)
Free Throw Att.	10	2x, last vs. UTRGV (12/2/17)
Rebounds	7	vs. Eastern Kentucky (11/10/17)
Assists	4	vs. UTRGV (12/2/17)
Steals	1	8x, last at Texas Tech (12/16/17)
Blocks	1	at Texas Tech (12/16/17)
Minutes	33	vs. UTRGV (12/2/17)

### 2017-18 SEASON HIGHS

Points	14	2x, last vs. UNLV (11/20/17)
FG Made	5	at Stephen F. Austin (12/9/17)
FG Att.	11	vs. UNLV (11/20/17)
3-Pt. FG	1	4x, last at Texas Tech (12/16/17)
3-Pt. Att.	3	vs. UNLV (11/20/17)
Free Throws	7	2x, last vs. UTRGV (12/2/17)
Free Throw Att.	10	2x, last vs. UTRGV (12/2/17)
Rebounds	7	vs. Eastern Kentucky (11/10/17)
Assists	4	vs. UTRGV (12/2/17)
Steals	1	7x, last at Texas Tech (12/16/17)
Blocks	1	at Texas Tech (12/16/17)
Minutes	33	vs. UTRGV (12/2/17)

### MISCELLANEOUS STATS

CATEGORY	2017-18	CAREER
Double-Figure Scoring	4	4
Double-Figure Rebounds	-	-
Double-Figure Assists	-	-
Double-Doubles	-	-
Led Rice in Scoring	1	1
Led Rice in Rebounding	1	1
Led Rice in Assists	1	1

### 2017-18 (SOPHOMORE)

- Set career-highs of 14 points and seven rebounds against Eastern Kentucky (11/10)
- Had seven points and six rebounds at Northwestern State (11/17)
- Scored 14 points against UNLV (11/20)
- Scored seven points and grabbed a team-high six rebounds at UT-Arlington (11/29)
- Scored 11 points and set career highs in assists (4) and minutes played (33) against UTRGV (12/2)
- Had 13 points at Stephen F. Austin (12/9)

### MARTIN'S GAME-BY-GAME STATISTICS

Opponent	Date	GS	Min	FG	FGA	Pct	3FG	3FGA	Pct	FT	FTA	Pct	Off	Def	Tot	PF	FO	A	TO	B	S	Pts
Eastern Kentucky	11/10	*	27	4	9	.444	1	1	1.000	5	9	.556	3	4	7	3	0	2	2	0	0	14
Georgia State	11/14	*	24	1	5	.200	0	2	.000	1	6	.167	0	1	1	1	0	1	4	0	1	3
at Northwestern State	11/17	*	20	3	5	.600	1	2	.500	0	0	.000	0	6	6	1	0	1	3	0	0	7
vs. UNLV	11/20	*	21	4	11	.364	1	3	.333	5	5	1.000	0	2	2	2	0	0	4	0	1	14
vs. Ole Miss	11/22	*	19	1	3	.333	0	2	.000	3	4	.750	3	2	5	0	0	1	1	0	1	5
St. Thomas	11/25	*	25	2	4	.5000	0	0	.000	4	4	1.000	1	3	4	2	0	0	6	0	0	8
at UT-Arlington	11/29		18	0	2	.000	0	1	.000	7	10	.700	1	5	6	0	0	0	2	0	1	7
UTRGV	12/2	*	33	2	6	.333	0	1	.000	7	10	.700	2	4	6	1	0	4	2	0	0	11
at Stephen F. Austin	12/9	*	30	5	8	.625	0	2	.000	3	9	.333	0	3	3	1	0	0	5	0	1	13
St. Edward's	12/14		17	3	3	1.000	0	0	.000	2	2	1.000	0	2	2	2	0	1	1	0	1	8
at Texas Tech	12/16		27	3	9	.333	1	2	.500	1	2	.500	1	2	3	2	0	2	4	1	1	8
at New Mexico	12/19																					
Texas State	12/22																					
at UTSA	12/28																					
at UTEP	12/30																					
Old Dominion	1/4																					
Charlotte	1/6																					
North Texas	1/13																					
at Southern Miss	1/18																					
at Louisiana Tech	1/20																					
FIU	1/25																					
Florida Atlantic	1/27																					
at North Texas	2/3																					
at Middle Tennessee	2/8																					
at UAB	2/10																					
Marshall	2/15																					
WKU	2/17																					
at Florida Atlantic	2/22																					
at FIU	2/24																					
UTEP	3/1																					
UTSA	3/3																					

### MARTIN'S CAREER STATS

YEAR	GP-GS	MIN/AVG	FG-FGA	PCT	3FG-FGA	PCT	FT-FTA	PCT	OFF-DEF	TOT	AVG	PF-FO	AST	TO	BLK	STL	PTS	AVG
2016-17	17-0	81/4.8	4-13	.308	1-6	.167	3-6	.500	2-14	16	0.9	15-0	2	5	0	1	12	0.7
2017-18	11-8	261/23.7	28-65	.431	4-16	.250	38-61	.623	11-34	45	4.1	18-0	12	34	1	7	98	8.9
TOTAL	28-8	342/12.2	32-78	.410	5-22	.227	41-67	.612	13-48	61	2.2	33-0	14	39	1	8	110	3.9

### MARTIN'S CAREER CONFERENCE USA STATS

YEAR	GP-GS	MIN/AVG	FG-FGA	PCT	3FG-FGA	PCT	FT-FTA	PCT	OFF-DEF	TOT	AVG	PF-FO	AST	TO	BLK	STL	PTS	AVG
2016-17	6-0	26/4.3	0-2	.000	0-1	.000	2-3	.667	0-3	3	0.5	4-0	1	1	0	0	2	0.3
2017-18																		
TOTAL	6-0	26/4.3	0-2	.000	0-1	.000	2-3	.667	0-3	3	0.5	4-0	1	1	0	0	2	0.3



G • 6-0 • 170 • Fr.

**Wichita, Kan. • Wilbraham & Monson Academy**

Points	9	vs. St. Thomas	(11/25/17)
FG Made	2	at Texas Tech	(12/16/17)
FG Att.	5	2x, last at Texas Tech	(12/16/17)
3-Pt. FG	2	at Texas Tech	(12/16/17)
3-Pt. Att.	3	2x, last at Texas Tech	(12/16/17)
Free Throws	6	vs. St. Thomas	(11/25/17)
Free Throw Att.	6	2x, last vs. St. Edward's	(12/14/17)
Rebounds	3	4x, last at Texas Tech	(12/16/17)
Assists	2	2x, last vs. St. Edward's	(12/14/17)
Steals	2	vs. St. Thomas	(11/25/17)
Blocks			
Minutes	22	at Stephen F. Austin	(12/9/17)

Points	9	vs. St. Thomas	(11/25/17)
FG Made	2	at Texas Tech	(12/16/17)
FG Att.	5	2x, last at Texas Tech	(12/16/17)
3-Pt. FG	2	at Texas Tech	(12/16/17)
3-Pt. Att.	3	2x, last at Texas Tech	(12/16/17)
Free Throws	6	vs. St. Thomas	(11/25/17)
Free Throw Att.	6	2x, last vs. St. Edward's	(12/14/17)
Rebounds	3	4x, last at Texas Tech	(12/16/17)
Assists	2	2x, last vs. St. Edward's	(12/14/17)
Steals	2	vs. St. Thomas	(11/25/17)
Blocks			
Minutes	22	at Stephen F. Austin	(12/9/17)

CATEGORY	2017-18	CAREER
Double-Figure Scoring	-	-
Double-Figure Rebounds	-	-
Double-Figure Assists	-	-
Double-Doubles	-	-
Led Rice in Scoring	-	-
Led Rice in Rebounding	-	-
Led Rice in Assists	-	-

- Saw first career action at Northwestern State (11/17)
- Scored nine points and made his first three-pointer against St. Thomas (11/25)
- Scored three points and grabbed the first three rebounds of his career at UT-Arlington (11/29)
- Had four points and three rebounds at Stephen F. Austin (12/9)
- Made first career start versus St. Edward's (12/14), scoring three points with two assists

[illegible]

YEAR	GP-GS	MIN/AVG	FG-FGA	PCT	3FG-FGA	PCT	FT-FTA	PCT	OFF-DEF	TOT	AVG	PF-FO	AST	TO	BLK	STL	PTS	AVG
2017-18	9-2	104/11.6	4-21	.190	4-13	.308	16-21	.762	2-12	14	1.6	8-0	5	8	0	3	28	3.1
<b>TOTAL</b>	<b>9-2</b>	<b>104/11.6</b>	<b>4-21</b>	<b>.190</b>	<b>4-13</b>	<b>.308</b>	<b>16-21</b>	<b>.762</b>	<b>2-12</b>	<b>14</b>	<b>1.6</b>	<b>8-0</b>	<b>5</b>	<b>8</b>	<b>0</b>	<b>3</b>	<b>28</b>	<b>3.1</b>

[illegible]



Matteson, III. • Don Bosco Prep

Points	14	vs. UTRGV (12/2/17)
FG Made	4	vs. UTRGV (12/2/17)
FG Att.	9	vs. UTRGV (12/2/17)
3-Pt. FG	3	vs. UTRGV (12/2/17)
3-Pt. Att.	5	vs. UTRGV (12/2/17)
Free Throws	7	vs. St. Edward's (12/14/17)
Free Throw Att.	8	vs. St. Edward's (12/14/17)
Rebounds	9	2x, last at Stephen F. Austin (12/9/17)
Assists	2	3x, last at Texas Tech (12/16/17)
Steals	4	at Stephen F. Austin (12/9/17)
Blocks	2	vs. UNLV (11/20/17)
Minutes	36	at Stephen F. Austin (12/9/17)

Points	14	vs. UTRGV (12/2/17)
FG Made	4	vs. UTRGV (12/2/17)
FG Att.	9	vs. UTRGV (12/2/17)
3-Pt. FG	3	vs. UTRGV (12/2/17)
3-Pt. Att.	5	vs. UTRGV (12/2/17)
Free Throws	7	vs. St. Edward's (12/14/17)
Free Throw Att.	8	vs. St. Edward's (12/14/17)
Rebounds	9 2x, last at Stephen F. Austin	(12/9/17)
Assists	2 3x, last at Texas Tech	(12/16/17)
Steals	4 at Stephen F. Austin	(12/9/17)
Blocks	2	vs. UNLV (11/20/17)
Minutes	36 at Stephen F. Austin	(12/9/17)

CATEGORY	2017-18	CAREER
Double-Figure Scoring	1	1
Double-Figure Rebounds	-	-
Double-Figure Assists	-	-
Double-Doubles	-	-
Led Rice in Scoring	1	1
Led Rice in Rebounding	4	4
Led Rice in Assists	1	1

- Leads the team with 6.2 rebounds per game
- Saw first career action against Eastern Kentucky (11/10)
- Grabbed a team-high eight rebounds at Georgia State (11/14)
- Grabbed a team-high nine rebounds versus UNLV (11/20)
- Made first career start against Ole Miss (11/22), scoring four points and grabbing six rebounds
- Scored 14 points on three, three-pointers versus UTRGV (12/2)
- Recorded eight points, nine rebounds and a season-high four steals at Stephen F. Austin (12/9)

[illegible]

YEAR	GP-GS	MIN/AVG	FG-FGA	PCT	3FG-FGA	PCT	FT-FTA	PCT	OFF-DEF	TOT	AVG	PF-FO	AST	TO	BLK	STL	PTS	AVG
2017-18	11-7	259/23.5	17-48	.354	3-17	.176	20-30	.667	24-39	63	5.7	23-1	11	22	5	9	57	5.2
<b>TOTAL</b>	<b>11-7</b>	<b>259/23.5</b>	<b>17-48</b>	<b>.354</b>	<b>3-17</b>	<b>.176</b>	<b>20-30</b>	<b>.667</b>	<b>24-39</b>	<b>63</b>	<b>5.7</b>	<b>23-1</b>	<b>11</b>	<b>22</b>	<b>5</b>	<b>9</b>	<b>57</b>	<b>5.2</b>

[illegible]





**G • 6-5 • 180 • Fr.**  
**Brooklyn, N.Y. • St. Benedict's Prep**

Brooklyn, N.Y. • St. Benedict's Prep

Points	9	vs. St. Edward's (12/14/17)
FG Made	3	2x, last vs. St. Edward's (12/14/17)
FG Att.	7	vs. UNLV (11/20/17)
3-Pt. FG		
3-Pt. Att.	1	3x, last vs. St. Edward's (12/14/17)
Free Throws	3	3x, last vs. St. Edward's (12/14/17)
Free Throw Att.	7	at Northwestern State (11/17/17)
Rebounds	7	vs. St. Edward's (12/14/17)
Assists	3	vs. UNLV (11/20/17)
Steals	1	5x, last at Texas Tech (12/16/17)
Blocks	1	vs. St. Edward's (12/14/17)
Minutes	17	vs. St. Edward's (12/14/17)

Points	9	vs. St. Edward's (12/14/17)
FG Made	3	2x, last vs. St. Edward's (12/14/17)
FG Att.	7	vs. UNLV (11/20/17)
3-Pt. FG		
3-Pt. Att.	1	3x, last vs. St. Edward's (12/14/17)
Free Throws	3	3x, last vs. St. Edward's (12/14/17)
Free Throw Att.	7	at Northwestern State (11/17/17)
Rebounds	7	vs. St. Edward's (12/14/17)
Assists	3	vs. UNLV (11/20/17)
Steals	1	5x, last at Texas Tech (12/16/17)
Blocks	1	vs. St. Edward's (12/14/17)
Minutes	17	vs. St. Edward's (12/14/17)

CATEGORY	2017-18	CAREER
Double-Figure Scoring	-	-
Double-Figure Rebounds	-	-
Double-Figure Assists	-	-
Double-Doubles	-	-
Led Rice in Scoring	-	-
Led Rice in Rebounding	-	-
Led Rice in Assists	1	1

- Saw first career action against Eastern Kentucky (11/10)
- Had five points and four rebounds against Georgia State (11/14)
- Recorded six points and three assists versus UNLV (11/20)
- Had season-highs of nine points and seven rebounds against St. Edward's (12/14)

[illegible]

YEAR	GP-GS	MIN/AVG	FG-FGA	PCT	3FG-FGA	PCT	FT-FTA	PCT	OFF-DEF	TOT	AVG	PF-FO	AST	TO	BLK	STL	PTS	AVG
2017-18	10-0	113/11.3	10-27	.370	0-4	.000	12-23	.522	7-14	21	2.1	5-0	11	15	1	5	32	3.2
<b>TOTAL</b>	<b>10-0</b>	<b>113/11.3</b>	<b>10-27</b>	<b>.370</b>	<b>0-4</b>	<b>.000</b>	<b>12-23</b>	<b>.522</b>	<b>7-14</b>	<b>21</b>	<b>2.1</b>	<b>5-0</b>	<b>11</b>	<b>15</b>	<b>1</b>	<b>5</b>	<b>32</b>	<b>3.2</b>

[illegible]



## BISHOP MENCY

G • 6-5 • 215 • Sr.

Chino Hills, Calif. • Chino Hills

### CAREER HIGHS

Points	21	vs. St. Edward's (12/14/17)
FG Made	8	vs. St. Edward's (12/14/17)
FG Att.	15	at Marshall (2/5/15)
3-Pt. FG	5	2x, last vs. St. Edward's (12/14/17)
3-Pt. Att.	12	at Marshall (2/5/15)
Free Throws	4	2x, last vs. Middle Tenn. (2/12/15)
Free Throw Att.	6	vs. Charlotte (2/28/15)
Rebounds	11	vs. St. Thomas (11/25/17)
Assists	5	vs. UTEP (1/4/15)
Steals	3	2x, last at South Alabama (12/22/15)
Blocks	2	at UAB (1/21/16)
Minutes	44	vs. Middle Tennessee (2/12/15)

### 2017-18 SEASON HIGHS

Points	21	vs. St. Edward's (12/14/17)
FG Made	8	vs. St. Edward's (12/14/17)
FG Att.	12	vs. St. Edward's (12/14/17)
3-Pt. FG	5	vs. St. Edward's (12/14/17)
3-Pt. Att.	9	2x, last vs. St. Edward's (12/14/17)
Free Throws	3	vs. St. Thomas (11/25/17)
Free Throw Att.	4	vs. St. Thomas (11/25/17)
Rebounds	11	vs. St. Thomas (11/25/17)
Assists	3	at UT-Arlington (11/29/17)
Steals	2	2x, last at Texas Tech (12/16/17)
Blocks	1	vs. Georgia State (11/14/17)
Minutes	36	vs. St. Edward's (12/14/17)

### MISCELLANEOUS STATS

CATEGORY	2017-18	CAREER
Double-Figure Scoring	3	15
Double-Figure Rebounds	1	1
Double-Figure Assists	-	-
Double-Doubles	-	-
Led Rice in Scoring	-	1
Led Rice in Rebounding	2	6
Led Rice in Assists	1	4

### 2017-18 (SENIOR)

- Scored 15 points on 4-of-9 three-pointers against Eastern Kentucky (11/10)
- Had a game-high six rebounds against Ole Miss (11/22)
- Grabbed a career-high 11 rebounds versus St. Thomas (11/25)
- Set a career-high with 21 points while tying a career-high with five three-pointers against St. Edward's (12/14)

### MENCY'S GAME-BY-GAME STATISTICS

Opponent	Date	GS	Min	FG	FGA	Pct	3FG	3FGA	Pct	FT	FTA	Pct	Off	Def	Tot	PF	FO	A	TO	B	S	Pts
Eastern Kentucky	11/10	*	35	5	11	.455	4	9	.444	1	2	.500	1	5	6	3	0	0	1	0	1	15
Georgia State	11/14	*	29	1	4	.250	1	3	.333	2	2	1.000	1	4	5	2	0	0	2	1	1	5
at Northwestern State	11/17	*	26	0	2	.000	0	1	.000	2	2	1.000	1	2	3	3	0	0	4	0	2	2
vs. UNLV	11/20	*	17	0	3	.000	0	1	.000	0	0	.000	1	0	1	3	0	0	0	0	0	0
vs. Ole Miss	11/22	*	31	1	5	.200	0	4	.000	0	1	.000	3	3	6	1	0	2	2	0	0	2
St. Thomas	11/25	*	31	2	6	.333	0	3	.000	3	4	.750	4	7	11	1	0	1	1	0	0	7
at UT-Arlington	11/29	*	22	1	6	.167	1	6	.167	0	0	.000	0	2	2	2	0	3	5	0	1	3
UTRGV	12/2	*	31	4	7	.571	2	4	.500	0	0	.000	2	2	4	2	0	0	1	0	0	10
at Stephen F. Austin	12/9	*	22	1	3	.333	1	3	.333	2	2	1.000	0	2	2	3	0	0	1	0	0	5
St. Edward's	12/14	*	36	8	12	.667	5	9	.556	0	0	.000	4	4	8	2	0	1	0	0	0	21
at Texas Tech	12/16	*	30	3	8	.375	2	7	.286	1	3	.333	0	3	3	2	0	1	3	0	2	9
at New Mexico	12/19																					
Texas State	12/22																					
at UTSA	12/28																					
at UTEP	12/30																					
Old Dominion	1/4																					
Charlotte	1/6																					
North Texas	1/13																					
at Southern Miss	1/18																					
at Louisiana Tech	1/20																					
FIU	1/25																					
Florida Atlantic	1/27																					
at North Texas	2/3																					
at Middle Tennessee	2/8																					
at UAB	2/10																					
Marshall	2/15																					
WKU	2/17																					
at Florida Atlantic	2/22																					
at FIU	2/24																					
UTEP	3/1																					
UTSA	3/3																					

### MENCY'S CAREER STATS

YEAR	GP-GS	MIN/AVG	FG-FGA	PCT	3FG-FGA	PCT	FT-FTA	PCT	OFF-DEF	TOT	AVG	PF-FO	AST	TO	BLK	STL	PTS	AVG
2014-15	32-23	934/29.2	81-231	.351	59-174	.339	27-42	.643	27-77	104	3.3	84-3	36	54	8	17	248	7.8
2015-16	32-15	743/23.2	41-128	.320	23-92	.250	7-19	.368	22-61	83	2.6	53-0	27	27	11	12	112	3.5
2016-17	20-0	76/3.8	8-17	.471	5-12	.417	2-7	.286	3-6	9	0.5	7-0	3	2	1	3	23	1.2
2017-18	11-11	310/28.2	26-67	.388	16-50	.320	11-16	.688	17-34	51	4.6	24-0	8	20	1	7	79	7.2
TOTAL	95-49	2063/21.7	156-443	.352	103-328	.314	47-84	.560	69-178	247	2.6	168-3	74	103	21	39	462	4.9

### MENCY'S CAREER CONFERENCE USA STATS

YEAR	GP-GS	MIN/AVG	FG-FGA	PCT	3FG-FGA	PCT	FT-FTA	PCT	OFF-DEF	TOT	AVG	PF-FO	AST	TO	BLK	STL	PTS	AVG
2014-15	18-17	565/31.4	44-132	.333	36-104	.346	11-21	.524	12-37	49	2.7	46-1	22	32	5	10	135	7.5
2015-16	18-2	365/20.3	20-57	.351	15-43	.349	4-9	.444	13-31	44	2.4	25-0	18	13	7	5	59	3.3
2016-17	12-0	48/4.0	5-8	.625	3-5	.600	2-6	.333	3-4	7	0.6	5-0	1	0	1	3	15	1.3
2017-18																		
TOTAL	48-19	978/20.4	69-197	.350	54-152	.355	17-36	.472	28-72	100	2.1	76-1	40	45	13	18	209	4.4



GRANT YOUNGKIN

G • 6-3 • 190 • So.  
Washington, D.C. • St. Alban's School

CAREER HIGHS

Points		
FG Made		
FG Att.	1	2x, last at North Texas (2/4/17)
3-Pt. FG		
3-Pt. Att.	3	vs. St. Edward's (12/15/16)
Free Throws		
Free Throw Att.		
Rebounds	2	vs. St. Edward's (12/15/16)
Assists		
Steals		
Blocks		
Minutes	3	vs. St. Edward's (12/15/16)

2017-18 SEASON HIGHS

Points		
FG Made		
FG Att.		
3-Pt. FG		
3-Pt. Att.		
Free Throws		
Free Throw Att.		
Rebounds		
Assists		
Steals		
Blocks		
Minutes		

MISCELLANEOUS STATS

CATEGORY	2017-18	CAREER
Double-Figure Scoring	-	-
Double-Figure Rebounds	-	-
Double-Figure Assists	-	-
Double-Doubles	-	-
Led Rice in Scoring	-	-
Led Rice in Rebounding	-	-
Led Rice in Assists	-	-

2016-17 (FRESHMAN)

Played in five games ... averaged 0.4 rebounds ... saw first career action against Delaware State (11/23) ... grabbed two rebounds versus St. Edward's (12/15).

YOUNGKIN'S GAME-BY-GAME STATISTICS

Opponent	Date	GS	Min	FG	FGA	Pct	3FG	3FGA	Pct	FT	FTA	Pct	Off	Def	Tot	PF	FO	A	TO	B	S	Pts
Eastern Kentucky	11/10		DNP																			
Georgia State	11/14		DNP																			
at Northwestern State	11/17		DNP																			
vs. UNLV	11/20		DNP																			
vs. Ole Miss	11/22		DNP																			
St. Thomas	11/25		DNP																			
at UT-Arlington	11/29		DNP																			
UTRGV	12/2		DNP																			
at Stephen F. Austin	12/9		DNP																			
St. Edward's	12/14		DNP																			
at Texas Tech	12/16		DNP																			
at New Mexico	12/19																					
Texas State	12/22																					
at UTSA	12/28																					
at UTEP	12/30																					
Old Dominion	1/4																					
Charlotte	1/6																					
North Texas	1/13																					
at Southern Miss	1/18																					
at Louisiana Tech	1/20																					
FIU	1/25																					
Florida Atlantic	1/27																					
at North Texas	2/3																					
at Middle Tennessee	2/8																					
at UAB	2/10																					
Marshall	2/15																					
WKU	2/17																					
at Florida Atlantic	2/22																					
at FIU	2/24																					
UTEP	3/1																					
UTSA	3/3																					

YOUNGKIN'S CAREER STATS

YEAR	GP-GS	MIN/AVG	FG-FGA	PCT	3FG-FGA	PCT	FT-FTA	PCT	OFF-DEF	TOT	AVG	PF-FO	AST	TO	BLK	STL	PTS	AVG
2016-17	5-0	8/1.6	0-5	.000	0-0	.000	0-0	.000	2-0	2	0.4	0-0	0	0	0	0	0	0.0
2017-18																		
TOTAL	5-0	8/1.6	0-5	.000	0-0	.000	0-0	.000	2-0	2	0.4	0-0	0	0	0	0	0	0.0

YOUNGKIN'S CAREER CONFERENCE USA STATS

YEAR	GP-GS	MIN/AVG	FG-FGA	PCT	3FG-FGA	PCT	FT-FTA	PCT	OFF-DEF	TOT	AVG	PF-FO	AST	TO	BLK	STL	PTS	AVG
2016-17	2-0	2/1.0	0-1	.000	0-0	.000	0-0	.000	0-0	.000	0.0	0-0	0	0	0	0	0	0.0
2017-18																		
TOTAL	2-0	2/1.0	0-1	.000	0-0	.000	0-0	.000	0-0	.000	0.0	0-0	0	0	0	0	0	0.0



## J.T. TRAUBER

G • 5-10 • 165 • Sr.  
Houston, Texas • St. John's School

### CAREER HIGHS

Points		
FG Made		
FG Att.	1	2x, last at North Texas (2/4/17)
3-Pt. FG		
3-Pt. Att.	3	vs. St. Edward's (12/15/16)
Free Throws		
Free Throw Att.		
Rebounds	2	vs. St. Edward's (12/15/16)
Assists		
Steals		
Blocks		
Minutes	3	vs. St. Edward's (12/15/16)

### 2017-18 SEASON HIGHS

Points		
FG Made		
FG Att.		
3-Pt. FG		
3-Pt. Att.		
Free Throws		
Free Throw Att.		
Rebounds		
Assists		
Steals		
Blocks		
Minutes	1	at Northwestern State (11/17/17)

### MISCELLANEOUS STATS

CATEGORY	2017-18	CAREER
Double-Figure Scoring	-	-
Double-Figure Rebounds	-	-
Double-Figure Assists	-	-
Double-Doubles	-	-
Led Rice in Scoring	-	-
Led Rice in Rebounding	-	-
Led Rice in Assists	-	-

Sat out the last two seasons to concentrate on academics.

### 2014-15 (FRESHMAN)

Saw action in six games as a reserve ... sank all three shot attempts on the season for a perfect 1.000 field goal percentage ... all three attempts came from downtown ... added one rebound in nine minutes ... 2015 Conference USA Commissioner's honor Roll member and academic medal recipient ... Made his collegiate debut in the win over St. Thomas with three points in two minutes ... closed out road games at Houston, North Texas and Marshall, where he hauled in one board ... knocked down his second trey of the campaign against Old Dominion ... sank his third-straight three-pointer in the Owls' dominant win over North Texas in the Conference USA Championship opening round.

### TRAUBER'S GAME-BY-GAME STATISTICS

Opponent	Date	GS	Min	FG	FGA	Pct	3FG	3FGA	Pct	FT	FTA	Pct	Off	Def	Tot	PF	FO	A	TO	B	S	Pts
Eastern Kentucky	11/10		DNP																			
Georgia State	11/14		DNP																			
at Northwestern State	11/17		1	0	0	.000	0	0	.000	0	0	.000	0	0	0	0	0	0	0	0	0	0
vs. UNLV	11/20		DNP																			
vs. Ole Miss	11/22		DNP																			
St. Thomas	11/25		DNP																			
at UT-Arlington	11/29		DNP																			
UTRGV	12/2		DNP																			
at Stephen F. Austin	12/9		DNP																			
St. Edward's	12/14		DNP																			
at Texas Tech	12/16		DNP																			
at New Mexico	12/19																					
Texas State	12/22																					
at UTSA	12/28																					
at UTEP	12/30																					
Old Dominion	1/4																					
Charlotte	1/6																					
North Texas	1/13																					
at Southern Miss	1/18																					
at Louisiana Tech	1/20																					
FIU	1/25																					
Florida Atlantic	1/27																					
at North Texas	2/3																					
at Middle Tennessee	2/8																					
at UAB	2/10																					
Marshall	2/15																					
WKU	2/17																					
at Florida Atlantic	2/22																					
at FIU	2/24																					
UTEP	3/1																					
UTSA	3/3																					

### TRAUBER'S CAREER STATS

YEAR	GP-GS	MIN/AVG	FG-FGA	PCT	3FG-FGA	PCT	FT-FTA	PCT	OFF-DEF	TOT	AVG	PF-FO	AST	TO	BLK	STL	PTS	AVG
2014-15	6-0	9/1.5	3-3	1.000	3-3	1.000	0-0	.000	1-0	1	0.2	1-0	0	0	0	0	9	1.5
2017-18	1-0	0/0.0	0-0	.000	0-0	.000	0-0	.000	0-0	0	0.0	0-0	0	0	0	0	0	0.0
TOTAL	7-0	10/1.4	3-3	1.000	3-3	1.000	0-0	.000	1-0	1	0.1	1-0	0	0	0	0	9	1.3

### TRAUBER'S CAREER CONFERENCE USA STATS

YEAR	GP-GS	MIN/AVG	FG-FGA	PCT	3FG-FGA	PCT	FT-FTA	PCT	OFF-DEF	TOT	AVG	PF-FO	AST	TO	BLK	STL	PTS	AVG
2014-15	3-0	4/1.3	1-1	1.000	1-1	1.000	0-0	.000	1-0	1	0.3	1-0	0	0	0	0	3	1.0
2017-18																		
TOTAL	3-0	4/1.3	1-1	1.000	1-1	1.000	0-0	.000	1-0	1	0.3	1-0	0	0	0	0	3	1.0



AUSTIN MEYER

F • 6-9 • 235 • So.  
Pflugerville, Texas • Rouse HS

CAREER HIGHS

Points	14	vs. St. Thomas (11/25/17)
FG Made	4	3x, last vs. St. Thomas (11/25/17)
FG Att.	7	vs. Middle Tennessee (1/5/17)
3-Pt. FG		
3-Pt. Att.		
Free Throws	6	vs. St. Thomas (11/25/17)
Free Throw Att.	9	vs. St. Thomas (11/25/17)
Rebounds	8	2x, last at Marshall (3/2/17)
Assists	1	6x, last vs. St. Thomas (11/25/17)
Steals	2	3x, last vs. St. Edward's (12/14/17)
Blocks	4	at FIU (2/9/17)
Minutes	24	at Charlotte (1/2/17)

2017-18 SEASON HIGHS

Points	14	vs. St. Thomas (11/25/17)
FG Made	4	2x, last vs. St. Thomas (11/25/17)
FG Att.	5	2x, last vs. St. Thomas (11/25/17)
3-Pt. FG		
3-Pt. Att.		
Free Throws	6	vs. St. Thomas (11/25/17)
Free Throw Att.	9	vs. St. Thomas (11/25/17)
Rebounds	4	at Stephen F. Austin (12/9/17)
Assists	1	2x, last vs. St. Edward's (12/14/17)
Steals	1	vs. Georgia State (11/14/17)
Blocks	2	2x, last vs. St. Thomas (11/25/17)
Minutes	22	vs. St. Thomas (11/25/17)

MISCELLANEOUS STATS

CATEGORY	2017-18	CAREER
Double-Figure Scoring	1	1
Double-Figure Rebounds	-	-
Double-Figure Assists	-	-
Double-Doubles	-	-
Led Rice in Scoring	-	-
Led Rice in Rebounding	1	1
Led Rice in Assists	-	-

2017-18 (SOPHOMORE)

- Recorded two blocks against Eastern Kentucky (11/10)
- Had eight points at Northwestern State (11/17)
- Scored a career-high 14 points versus St. Thomas (11/25)
- Grabbed a season-high four rebounds at Stephen F. Austin (12/9)

MEYER'S GAME-BY-GAME STATISTICS

Opponent	Date	GS	Min	FG	FGA	Pct	3FG	3FGA	Pct	FT	FTA	Pct	Off	Def	Tot	PF	FO	A	TO	B	S	Pts
Eastern Kentucky	11/10		18	1	1	1.000	0	0	.000	3	4	.750	0	2	2	5	1	0	2	2	0	5
Georgia State	11/14	*	14	1	1	1.000	0	0	.000	0	0	.000	0	1	1	2	0	0	1	0	1	2
at Northwestern State	11/17	*	19	4	5	.800	0	0	.000	0	2	.000	0	1	1	5	1	0	3	0	0	8
vs. UNLV	11/20	*	9	0	0	.000	0	0	.000	0	0	.000	2	0	2	4	0	0	1	1	0	0
vs. Ole Miss	11/22		7	2	4	.500	0	0	.000	0	0	.000	0	0	0	2	0	0	0	0	0	4
St. Thomas	11/25		22	4	5	.800	0	0	.000	6	9	.667	2	1	3	2	0	1	0	2	0	14
at UT-Arlington	11/29		10	0	0	.000	0	0	.000	1	4	.250	0	1	1	4	0	0	1	0	0	1
UTRGV	12/2		6	1	2	.500	0	0	.000	0	0	.000	0	0	0	1	0	0	4	0	0	2
at Stephen F. Austin	12/9		10	1	1	1.000	0	0	.000	0	3	.000	1	3	4	5	1	0	2	0	0	2
St. Edward's	12/14		11	0	1	.000	0	0	.000	4	4	1.000	0	2	2	0	0	1	1	1	0	4
at Texas Tech	12/16		12	0	0	.000	0	0	.000	1	3	.333	0	2	2	3	0	0	2	1	0	1
at New Mexico	12/19																					
Texas State	12/22																					
at UTSA	12/28																					
at UTEP	12/30																					
Old Dominion	1/4																					
Charlotte	1/6																					
North Texas	1/13																					
at Southern Miss	1/18																					
at Louisiana Tech	1/20																					
FIU	1/25																					
Florida Atlantic	1/27																					
at North Texas	2/3																					
at Middle Tennessee	2/8																					
at UAB	2/10																					
Marshall	2/15																					
WKU	2/17																					
at Florida Atlantic	2/22																					
at FIU	2/24																					
UTEP	3/1																					
UTSA	3/3																					

MEYER'S CAREER STATS

YEAR	GP-GS	MIN/AVG	FG-FGA	PCT	3FG-FGA	PCT	FT-FTA	PCT	OFF-DEF	TOT	AVG	PF-FO	AST	TO	BLK	STL	PTS	AVG
2016-17	34-10	355/10.4	36-59	.610	0-0	.000	14-22	.636	31-42	73	2.1	57-0	6	15	20	8	86	2.5
2017-18	11-4	138/12.5	14-20	.700	0-0	.000	15-29	.517	5-13	18	1.6	33-3	2	17	7	1	43	3.9
TOTAL	45-14	493/11.0	50-79	.633	0-0	.000	29-51	.569	36-55	91	2.0	90-3	8	32	27	9	129	2.9

MEYER'S CAREER CONFERENCE USA STATS

YEAR	GP-GS	MIN/AVG	FG-FGA	PCT	3FG-FGA	PCT	FT-FTA	PCT	OFF-DEF	TOT	AVG	PF-FO	AST	TO	BLK	STL	PTS	AVG
2016-17	18-6	209/11.6	20-36	.556	0-0	.000	11-16	.688	21-29	50	2.8	26-0	6	10	14	3	51	2.8
2017-18																		
TOTAL	18-6	209/11.6	20-36	.556	0-0	.000	11-16	.688	21-29	50	2.8	26-0	6	10	14	3	51	2.8





TIM HARRISON

F • 6-8 • 220 • So.  
San Diego, Calif. • Francis Parker School

CAREER HIGHS

Points	11	vs. St. Thomas (12/21/16)
FG Made	4	vs. St. Thomas (12/21/16)
FG Att.	10	vs. UNLV (11/20/17)
3-Pt. FG	3	vs. UNLV (11/20/17)
3-Pt. Att.	8	vs. UNLV (11/20/17)
Free Throws	3 2x, last at Stephen F. Austin (12/9/17)	
Free Throw Att.	5	at Stephen F. Austin (12/9/17)
Rebounds	5	2x, last vs. St. Edward's (12/14/17)
Assists	1	3x, last vs. UTRGV (12/2/17)
Steals	1 2x, last at Stephen F. Austin (12/9/17)	
Blocks	3	vs. Charlotte (1/28/17)
Minutes	19	vs. UNLV (11/20/17)

2017-18 SEASON HIGHS

Points	9	vs. UNLV (11/20/17)
FG Made	3	vs. UNLV (11/20/17)
FG Att.	10	vs. UNLV (11/20/17)
3-Pt. FG	3	vs. UNLV (11/20/17)
3-Pt. Att.	8	vs. UNLV (11/20/17)
Free Throws	3	at Stephen F. Austin (12/9/17)
Free Throw Att.	5	at Stephen F. Austin (12/9/17)
Rebounds	5	vs. St. Edward's (12/14/17)
Assists	1	vs. UTRGV (12/2/17)
Steals	1	at Stephen F. Austin (12/9/17)
Blocks	1	vs. St. Edward's (12/14/17)
Minutes	19	vs. UNLV (11/20/17)

MISCELLANEOUS STATS

CATEGORY	2017-18	CAREER
Double-Figure Scoring	1	1
Double-Figure Rebounds	-	-
Double-Figure Assists	-	-
Double-Doubles	-	-
Led Rice in Scoring	-	-
Led Rice in Rebounding	-	-
Led Rice in Assists	-	-

2017-18 (SOPHOMORE)

- Scored nine points on three, three-pointers against UNLV (11/20)
- Scored seven points at Stephen F. Austin (12/9)
- Tied a career-high with five rebounds against St. Edward's (12/4)

HARRISON'S GAME-BY-GAME STATISTICS

Opponent	Date	GS	Min	FG	FGA	Pct	3FG	3FGA	Pct	FT	FTA	Pct	Off	Def	Tot	PF	FO	A	TO	B	S	Pts
Eastern Kentucky	11/10		9	0	3	.000	0	2	.000	0	0	.000	1	0	1	1	0	0	0	0	0	0
Georgia State	11/14		11	0	2	.000	0	0	.000	0	2	.000	1	3	4	0	0	0	2	0	0	0
at Northwestern State	11/17		7	1	1	1.000	0	0	.000	0	0	.000	0	1	1	3	0	0	1	0	0	2
vs. UNLV	11/20		19	3	10	.300	3	8	.375	0	0	.000	0	1	1	1	0	0	1	0	0	9
vs. Ole Miss	11/22		10	1	3	.333	0	2	.000	0	2	.000	0	1	1	2	0	0	1	1	0	2
St. Thomas	11/25		4	0	1	.000	0	1	.000	1	2	.500	0	1	1	0	0	0	0	0	0	1
at UT-Arlington	11/29		10	1	3	.333	0	0	.000	2	2	1.000	3	0	3	0	0	0	0	0	0	4
UTRGV	12/2		1	0	0	.000	0	0	.000	0	0	.000	0	0	0	0	0	1	0	0	0	0
at Stephen F. Austin	12/9		15	2	2	1.000	0	0	.000	3	5	.600	0	3	3	3	0	0	2	0	1	7
St. Edward's	12/14		9	1	5	.200	0	2	.000	2	2	1.000	3	2	5	0	0	0	0	0	0	4
at Texas Tech	12/16		15	1	2	.500	0	1	.000	0	0	.000	0	1	1	1	0	0	1	0	0	2
at New Mexico	12/19																					
Texas State	12/22																					
at UTSA	12/28																					
at UTEP	12/30																					
Old Dominion	1/4																					
Charlotte	1/6																					
North Texas	1/13																					
at Southern Miss	1/18																					
at Louisiana Tech	1/20																					
FIU	1/25																					
Florida Atlantic	1/27																					
at North Texas	2/3																					
at Middle Tennessee	2/8																					
at UAB	2/10																					
Marshall	2/15																					
WKU	2/17																					
at Florida Atlantic	2/22																					
at FIU	2/24																					
UTEP	3/1																					
UTSA	3/3																					

HARRISON'S CAREER STATS

YEAR	GP-GS	MIN/AVG	FG-FGA	PCT	3FG-FGA	PCT	FT-FTA	PCT	OFF-DEF	TOT	AVG	PF-FO	AST	TO	BLK	STL	PTS	AVG
2016-17	25-0	137/5.5	16-25	.640	1-5	.200	6-9	.667	5-21	26	1.0	24-0	2	8	10	2	39	1.6
2017-18	11-0	110/10.0	10-32	.313	3-16	.188	8-15	.533	8-13	21	1.9	11-0	1	8	1	1	31	2.8
TOTAL	36-0	247/6.9	26-57	.456	4-21	.190	14-24	.583	13-34	47	1.3	35-0	3	16	11	3	70	1.9

HARRISON'S CAREER CONFERENCE USA STATS

YEAR	GP-GS	MIN/AVG	FG-FGA	PCT	3FG-FGA	PCT	FT-FTA	PCT	OFF-DEF	TOT	AVG	PF-FO	AST	TO	BLK	STL	PTS	AVG
2016-17	15-0	94/6.3	6-11	.545	1-4	.250	3-5	.600	3-11	14	0.9	15-0	2	3	7	2	16	1.1
2017-18																		
TOTAL	15-0	94/6.3	6-11	.545	1-4	.250	3-5	.600	3-11	14	0.9	15-0	2	3	7	2	16	1.1

# 2017-18 COMBINED STATS

## 2017-18 Rice Basketball Stats Rice Combined Team Statistics (as of Dec 16, 2017) All games

RECORD:	OVERALL	HOME	AWAY	NEUTRAL
ALL GAMES	3-8	2-3	1-3	0-2
CONFERENCE	0-0	0-0	0-0	0-0
NON-CONFERENCE	3-8	2-3	1-3	0-2

#	Player	gp-gs	min	avg	Total		3-Point		F-Throw		Rebounds				pf	dq	a	to	blk	stl	pts	avg
					fg-fga	fg%	3fg-fga	3fg%	ft-fa	ft%	off	def	tot	avg								
00	CASHAW, Connor	10-10	321	32.1	54-141	.383	20-58	.345	38-50	.760	15	57	72	7.2	16	0	26	28	1	13	166	16.6
02	LAPRAY, A.J.	7-2	177	25.3	27-63	.429	20-45	.444	4-4	1.000	3	26	29	4.1	9	0	7	12	0	9	78	11.1
03	ADAMS, Ako	11-11	312	28.4	28-92	.304	11-51	.216	31-37	.838	6	30	36	3.3	26	0	39	27	1	10	98	8.9
10	MARTIN, Robert	11-8	261	23.7	28-65	.431	4-16	.250	38-61	.623	11	34	45	4.1	18	0	12	34	1	7	98	8.9
15	MENCY, Bishop	11-11	310	28.2	26-67	.388	16-50	.320	11-16	.688	17	34	51	4.6	24	0	8	20	1	7	79	7.2
13	OSBORNE, Malik	11-7	259	23.5	17-48	.354	3-17	.176	20-30	.667	24	39	63	5.7	23	1	11	22	5	9	57	5.2
30	MEYER, Austin	11-4	138	12.5	14-20	.700	0-0	.000	15-29	.517	5	13	18	1.6	33	3	2	17	7	1	43	3.9
14	HUNTER, Najja	10-0	113	11.3	10-27	.370	0-4	.000	12-23	.522	7	14	21	2.1	5	0	11	15	1	5	32	3.2
11	LESTER, Miles	9-2	104	11.6	4-21	.190	4-13	.308	16-21	.762	2	12	14	1.6	8	0	5	8	0	3	28	3.1
35	HARRISON, Tim	11-0	110	10.0	10-32	.313	3-16	.188	8-15	.533	8	13	21	1.9	11	0	1	8	1	1	31	2.8
04	JONES, Dylan	9-0	94	10.4	9-14	.643	0-0	.000	7-12	.583	8	7	15	1.7	18	1	4	9	0	2	25	2.8
24	TRAUBER, J.T.	1-0	1	1.0	0-0	.000	0-0	.000	0-0	.000	0	0	0	0.0	0	0	0	0	0	0	0	0.0
Team											17	29	46					2				
Total.....		11	2200		227-590	.385	81-270	.300	200-298	.671	123	308	431	39.2	191	5	126	202	18	67	735	66.8
Opponents.....		11	2200		305-698	.437	96-305	.315	118-176	.670	116	295	411	37.4	241	5	191	152	27	102	824	74.9

TEAM STATISTICS	RICE	OPP
SCORING	735	824
Points per game	66.8	74.9
Scoring margin	-8.1	-
FIELD GOALS-ATT	227-590	305-698
Field goal pct	.385	.437
3 POINT FG-ATT	81-270	96-305
3-point FG pct	.300	.315
3-pt FG made per game	7.4	8.7
FREE THROWS-ATT	200-298	118-176
Free throw pct	.671	.670
F-Throws made per game	18.2	10.7
REBOUNDS	431	411
Rebounds per game	39.2	37.4
Rebounding margin	+1.8	-
ASSISTS	126	191
Assists per game	11.5	17.4
TURNOVERS	202	152
Turnovers per game	18.4	13.8
Turnover margin	-4.5	-
Assist/turnover ratio	0.6	1.3
STEALS	67	102
Steals per game	6.1	9.3
BLOCKS	18	27
Blocks per game	1.6	2.5
ATTENDANCE	11404	22173
Home games-Avg/Game	5-2281	4-3516
Neutral site-Avg/Game	-	2-4054

Date	Opponent		Score	Att.
\$ 11/10/17	EASTERN KENTUCKY	L	72-73	2001
\$ 11/14/17	GEORGIA STATE	L	54-75	1208
11/17/17	at Northwestern State	W	87-65	1312
^ 11/20/17	vs UNLV	L	68-95	8107
^ 11/22/17	vs Ole Miss	L	62-79	0
11/25/17	ST. THOMAS	W	70-59	1439
11/29/17	at UT Arlington	L	49-69	1649
12/2/17	UTRGV	L	67-69	1548
12/09/17	at Stephen F. Austin	L	62-81	4071
12/14/17	ST. EDWARD'S	W	91-86	5208
12/16/17	at Texas Tech	L	53-73	7034

\* = Conference game

\$ = MGM Grand Main Event (Houston, Texas)

^ = MGM Grand Main Event (Las Vegas, Nev.)


Score by Periods	1st	2nd	Totals
Rice	353	382	735
Opponents	394	430	824

# 2017-18 RICE RADIO/TV CHART



**0**  
**CONNOR CASHAW**

G • 6-5 • 200 • Jr.  
Lincolnshire, Ill. Steven-  
son HS



**2**  
**A.J. LAPRAY**

G • 6-5 • 190 • Gr.  
Salem, Ore.  
Pepperdine



**3**  
**AKO ADAMS**

G • 6-2 • 170 • So.  
Washington, D.C.  
Bishop O'Connell HS



**4**  
**DYLAN JONES**

F • 6-8 • 215 • Gr.  
Houston, Texas  
Penn



**5**  
**ADDISON OWEN**

G • 6-5 • 185 • So.  
Atlanta, Ga.  
The Paideia School




**10**  
**ROBERT MARTIN**

F • 6-6 • 220 • So.  
Pittsburgh, Pa.  
Tilton School (N.H.)



**11**  
**MILES LESTER**

G • 6-0 • 170 • Fr.  
Wichita, Kan.  
Wilbraham & Monson Academy



**12**  
**JOSH PARRISH**

G • 6-5 • 210 • So.  
Arlington, Texas  
TCU



**13**  
**MALIK OSBORNE**

F • 6-8 • 200 • Fr.  
Matteson, Ill.  
Don Bosco Prep



**14**  
**NAJJA HUNTER**

G • 6-5 • 180 • Fr.  
Brooklyn, N.Y.  
St. Benedict's Prep



**15**  
**BISHOP MENCY**

G • 6-5 • 215 • Sr.  
Chino Hills, Calif.  
Chino Hills HS



**20**  
**GRANT YOUNGKIN**

G • 6-3 • 190 • So.  
Washington, D.C.  
St. Alban's School



**24**  
**J.T. TRAUBER**

G • 5-10 • 165 • Sr.  
Houston, Texas  
St. John's School



**30**  
**AUSTIN MEYER**

F • 6-9 • 235 • So.  
Pflugerville, Texas  
Rouse HS



**35**  
**TIM HARRISON**

F • 6-8 • 220 • So.  
San Diego, Calif.  
Francis Parker School



**SCOTT PERA**

Head Coach  
First Season  
Penn State, 1989



**CHRIS KREIDER**

Assistant Coach  
First Season  
Levanon Valley, 2003



**MARK LINEBAUGH**

Assistant Coach  
First Season  
Colgate, 2004



**OMAR MANCE**

Assistant Coach  
First Season  
Rice, 2003