

# THE UNIVERSITY OF NEW MEXICO LOBOS

Men's Basketball Game Notes

@UNMHoops

www.GoLobos.com

#GoLobos

## 2016-17 Schedule

Date	Opponent	TV	Time/Score
11-2	Western N.M. (Ex.)	TBA	W, 113-57
11-4	Eastern N.M. (Ex.)	TBA	W, 88-66

11-11	Idaho State	ROOT	W, 81-70
11-14	Houston Baptist	ROOT	W, 95-79
11-18	New Mexico State	ESPN3	W, 72-59

### Wooden Legacy Classic

11-24	Virginia Tech	ESPN	L, 92-72
11-25	CSUN	ESPNU	W, 105-89
11-27	Dayton	ESPNU	L, 64-57

11-30	Abilene Christian	ROOT	W, 64-55
12-3	at Illinois State	ESPN3	L, 79-74
12-7	UTEP	ROOT	7 p.m.
12-10	at New Mexico State	ESPN3	7:30 p.m.
12-17	Arkansas-Pine Bluff	ROOT	6 p.m.
12-20	at Arizona	PAC-12	7 p.m.

12-28	Fresno State*	ESPNU/3	TBA
1-1	at San Diego State*	CBSSN	3 p.m.
1-4	at Utah State*	ESPN2/U	9 p.m.
1-7	Nevada*	ESPN2/U	9:15 p.m.
1-10	UNLV*	ESPNU/3	TBA
1-14	at Colorado State*	ROOT	12 p.m.
1-17	at Boise State*	ESPNU/3	9 p.m.
1-21	Wyoming*	CBSSN	6 p.m.
1-24	Utah State*	ESPNU/3	TBA
1-28	at Nevada*	CBSSN	2 p.m.
2-1	at UNLV*	CBSSN	9 p.m.
2-4	San Jose State*	ROOT	4 p.m.
2-8	at Air Force*	ROOT	7 p.m.
2-14	Boise State*	CBSSN	8 p.m.
2-18	at Fresno State*	CBSSN	4 p.m.
2-21	Colorado State*	CBSSN	8 p.m.
2-25	at Wyoming*	ESPN3	4 p.m.
3-4	San Diego State*	CBSSN	8 p.m.

### Mountain West Tournament

(Thomas & Mack Center - Las Vegas, Nev.)

3-8	Opening Round	MWN	TBA
3-9	Quarterfinals	CBSSN	TBA
3-10	Semifinals	CBSSN	TBA
3-11	Championship	CBS	TBA

**BOLD** Denotes Home Games

\*Denotes Mountain West Game

All times listed are Mountain Times

Game times are subject to change



## New Mexico

### Lobos

Record: 5-3 (0-0 MW)  
Conference: Mountain West  
Head Coach: Craig Neal (4th Season)  
Record at UNM: 64-41  
Career Record: 64-41



## UTEP

### Miners

Record: 2-4 (0-0 C-USA)  
Conference: Conference USA  
Head Coach: Tim Floyd (7th Season)  
Record at UTEP: 124-81  
Career Record: 452-261

## Media Information

Tip-Off: 7 p.m. MST

TV: ROOT Sports  
Drew Goodman (Play-By-Play)  
Joe Cravens (Analyst)  
Jenny Cavnar (Sideline Reporter)

Radio: 770 AM KKO  
Robert Portnoy (Play-By-Play)  
Hunter Greene (Analyst)

Stats: Live stats available through Lobos.Statbroadcast.com

## ABOUT THE MATCH-UP

- New Mexico and UTEP will meet for the 142nd time in program history on Wednesday night at 7 p.m. in WisePies Arena - The Pit. The game will be available on ROOT Sports. UTEP is the second oldest rival for UNM behind New Mexico State. The series started in the 1928-29 season.
- The Lobos lead the all-time series with the Miners, 76-65. The Lobos are 46-21 at home against UTEP and are 26-10 inside The Pit. The last time the Lobos face UTEP was on March 15, 2011 in the first round of the NIT. The Lobos claimed a 69-57 victory.
- The Lobos are currently 4-0 inside WisePies Arena - The Pit this season. The Lobos have compiled a 43-5 record at home in nonconference games, dating back to 2010.
- The Lobos come into the game with a 5-3 record. They are coming off a 79-74 loss to Illinois State on Saturday. Prior to that game, the Lobos won their fourth straight inside The Pit, defeating Abilene Christian 64-55 in the Lobos' #Pit50 celebration game.
- UTEP comes into the game with a 2-4 record. The Miners have lost their last three contests, falling to Mississippi State 61-54, Southeastern Louisiana 72-56 and Northwestern State 79-67. Their two wins this season came against Louisiana College in their season opener and Western Michigan at the Gildan Charleston Classic.
- UTEP was picked to finish sixth in the Conference-USA preseason poll. The Miners did not have a player selected to the All-CUSA preseason team. Last season they finished sixth in their league and overall had a 19-14 record.
- The Miners are shooting 46.4 percent from the field, 34.2 percent from the three and 64.8 percent from the foul line. Domini Artis leads the way for UTEP, averaging 15.7 points per game and 7.2 rebounds per game. Two other Miners are finishing games in double-figures. Omega Harris and Matt Wilms are averaging 15.6 ppg and 12.7 ppg, respectively. Wilms has the best shooting percentage on the squad at 64.6 percent (31-48).

## PROBABLE STARTERS

Pos.	No.	Name	PPG	RPG	APG	MISC.
G	3	Jordan Hunter (So., 5-11, Beaumont, Texas)	6.0	3.0	3.6	87.5% FT
G	4	Elijah Brown (Jr., 6-4, Orange County, Calif.)	15.8	5.0	3.3	78.6% FT
C	11	Obij Aget (Sr., 7-1, Juba, South Sudan)	6.1	2.9	0.3	0.8 blocks/gm
G/F	20	Sam Logwood (Jr., 6-7, Indianapolis, Ind.)	9.4	3.1	2.3	57.5% FG
F	23	Joe Furstinger (Jr., 6-9, Rancho Santa Margarita, Calif.)	4.7	3.3	0.8	91% FG

## OFF THE BENCH

Pos.	No.	Name	PPG	RPG	APG	MISC.
G/F	1	Aher Uguak (Fr., 6-7, Edmonton, Canada)	1.3	0.4	0.2	Henry Ainley HS
G	5	Jalen Harris (Fr., 6-2, Wilson, N.C.)	3.4	0.9	1.6	Word of God
G/F	14	Dane Kuiper (So., 6-7, Wasilla, Alaska)	2.6	1.0	0.8	25 games last yr
G	21	Xavier Adams (Jr., 6-4, Flower Mound, Texas)	4.6	2.0	0.0	47.4% FG
F	22	Holt Shelley (Fr., 6-9, Cliff, N.M.)	0.0	0.0	0.0	Cliff HS
G/F	24	Damien Jefferson (Fr., 6-5, East Chicago, Ind.)	5.5	2.6	1.2	East Chicago HS
G	30	Adam Cumber (So., 6-2, Albuquerque, N.M.)	0.0	0.0	0.0	2 games last yr
G	31	Anthony Mathis (So., 6-3, West Linn, Ore.)	2.0	0.0	0.0	25 games last yr
F	32	Tim Williams (Sr., 6-8, Flossmoor, Ill.)	19.0	6.9	1.0	62.7% FG
F	55	Connor MacDougall (So., 6-9, Tempe, Ariz.)	4.3	1.9	0.1	South Mountain CC

# By the Numbers

## 2016-17 Statistics

Statistic	All Games (MW Rank)	MW Games
Scoring:	77.5 (4th)	
Scoring Defense:	73.4 (11th)	
Scoring Margin:	+4.1 (9th)	
Field Goal %:	49.4% (1st)	
Def. Field Goal %:	44.3% (11th)	
3-Point FG %:	28.7% (11th)	
Def. 3-Point FG %:	37.9% (11th)	
Free Throw %:	75.1% (3rd)	
Rebounding:	33.9 (11th)	
Reb. Margin:	+2.6 (6th)	
Assists:	14.6 (6th)	
Turnover Margin:	+1.6 (4th)	
Asst/TO Ratio:	1.1 (T5th)	
Steals:	6.1 (T4th)	
Blocks:	2.5 (9th)	

## Returning vs. Lost

### Team Totals Returning From Last Year

	Returning	Lost
Minutes:	5,022 (78.1%)	1,303 (20.2%)
Scoring:	1,996 (82.1%)	436 (19.0%)
Rebounding:	928 (79.0%)	140 (12.0%)
Assists:	307 (66.6%)	154 (33.4%)
Steals:	143 (82.2%)	37 (20.5%)
Blocks:	129 (99.2%)	1 (0.7%)
Free Throws:	480 (83.0%)	98 (16.9%)
Three Pointers:	138 (70.4%)	58 (29.5%)

## KenPom.com

### New Mexico in 2016-17

Category	Offense	Defense	D-I Avg
Adj. Efficiency	106.9 79	101.1 139	102.3
Adj. Tempo	69.3 196	70.0	
Avg. Poss. Length	17.1 188	17.1 185	17.0
Four Factors			
Effective FG%:	52.8 82	52.5 246	50.0
Turnover %:	18.4 133	20.7 96	19.3
Off. Reb. %:	31.5 127	29.3 165	29.9
FTA/FGA:	52.7 7	33.3 144	35.7
Miscellaneous Components			
3P%:	28.7 329	37.9 276	34.6
2P%:	55.8 26	49.2 186	49.0
FT%:	75.1 51	72.8 277	69.6
Block%:	4.6 8	7.8 208	9.2
Steal%:	9.5 237	8.7 174	8.8
Style Components			
3PA/FGA:	23.7 345	43.6 329	36.4
A/FGM:	55.5 116	60.2 305	52.8
Defensive Fingerprint:	Some Zone		
Point Distribution (% of total points)			
3-Pointers:	14.0 351	38.3 22	30.3
2-Pointers:	58.7 21	42.9 322	49.8
Free Throws:	27.3 9	18.7 202	19.9
Strength of Schedule			
Components:	102.6 159	103.9 257	102.3
Overall:	-1.32 212	0.00	
Non-conference:	-1.32 213	0.00	
Personnel			
Bench Minutes:	38.0% 47		32.1%
Experience:	1.66 yrs 196		1.71
Minutes Continuity:	67.6% 28		49.4%
Average Height:	77.8" 58		76.8"

# New Mexico Game Notes

## LOBOS FALL TO ILLINOIS STATE

On Saturday, the Lobos fell to Illinois State 79-74. The Lobos started off the game hot from the field, shooting 57.1 percent. Illinois State stayed with the Lobos in the first half due to its 50 percent shooting from the three. The Redbirds put together 10 threes, including six in a row from the 13:40 mark to the seven minute mark. The second half, the Lobos shot 34.5 percent. Elijah Brown brought the Lobos within one with 56.9 seconds left in the game but didn't get a stop the needed to finish out the game.

The Redbirds came into the game with all five starters averaging double-figures. The Lobos limited the Redbirds to just two of their starters to finish the game in double-digits.

## FURSTINGER'S FIRST CAREER START

Junior Joe Furstinger made his first career start against Illinois State on Saturday. He finished with a career-high in points (9) and rebounds (11). His 11 rebounds were a game-high and led the squad. In his career-high 28 minutes, he finished 3-for-4 from the field and 3-for-5 from the foul line. He also led the team with two blocks. In previous games, he has been an energy booster off the bench for the Lobos.

## LEADING THE CONFERENCE

The Lobos are leading the conference in field goal percentage. They are shooting 49.4 percent from the field. That number is 29th among the nation. Tim Williams leads the team and conference with a 62.7 shooting percentage. That number ranks 26th in the country. He also ranks 35th in the nation with three double-doubles. He is second among the league in points per game at 19.0.

## OTHER NUMBERS AMONG THE NATION

The Lobos rank 19th in the nation in free throws made. The Lobos have made a total of 169 this season. They also rank 22nd in free throw attempts with 225. Both of those numbers rank second among the Mountain West.

## KENPOM FREE THROW RATE

According to KenPom.com, the Lobos are ranked seventh in the country in free throw rate. New Mexico has a 52.7 free throw rate. The Lobos are shooting 75.1 percent from the foul line.

## #PIT50 GAME

With The Pit being built in 1966, this season marks the 50th anniversary of The Pit. The Lobos celebrated Wednesday night by taking on its first-ever opponent in The Pit, Abilene Christian on Wednesday. The Lobos pulled away in the second half to claim a 64-55 victory over the Wildcats, which was the same scoring margin as the first game played (62-53).

## TAKING CARE OF THE BALL

In the Lobos game against Abilene Christian, the Lobos had just eight turnovers. The last time the Lobos had less than 10 turnovers was when the Lobos had nine against UNLV on Feb. 21, 2015.

## WILLIAMS NAMED NABC ALLSTATE GOOD WORKS NOMINEE

Tim Williams was named an NABC Allstate Good Works nominee last week on Wednesday. This distinguished award shines a spotlight on a select group of student-athletes who have shown dedication to community service and altruism in their communities.

The nomination is due to Williams' standout performance as a student-athlete and representative of Lobo Basketball. The 6-foot-8 senior is involved in many activities around the Albuquerque community. He has spent time volunteering with Lobo summer camps, Heart Gallery Stocking Stuffing, visiting the UNM Children's Hospital and handing out candy to children at the Lobo Howl-o-Ween event in The Pit.

Williams not only succeeds on the court but in the classroom as well. Last season, he was a big part in the Lobos breaking their fall semester grade point average. The team finished with a 3.30. Williams finished the year with a 3.44 GPA and has a cumulative GPA of 3.42.

## LOBOS TO COMPETE IN EMERALD COAST CLASSIC

The Lobos will compete in the Emerald Coast Classic in 2017. The first two rounds will be held in WisePies Arena - The Pit while the third and championship rounds will be held in Niceville, Fla. during Thanksgiving. Along with the Lobos, Maryland, St. Bonaventure and TCU heading the tournament. Jackson State, Maryland Eastern

# New Mexico Game Notes

Shore, Tennessee Tech and Nebraska-Omaha round out the tournament. CBS is the television sponsor.

## TIM WILLIAMS PASSING 1,500

With a game-high 17 points against Colorado State last season, Tim Williams crossed the 1,500 point milestone for his career. Prior to joining the Lobos, Tim Williams became the first sophomore ever to score 1,000 points in a career at Samford. He has scored a total of 133 points this season, bringing his career total to 1,690.

## WOODEN LEGACY RECAP

The Lobos went 1-2 at the 2016 Wooden Legacy Classic. The Lobos started off the tournament with a 20-point loss to Virginia Tech, their first loss of the season, falling 92-72. New Mexico rebounded to claim its fourth win of the season against CSUN, 105-89. The Lobos dropped their final game of the tournament, falling in the last minute of the game, 64-57.

The Lobos were in the top two among the tournament field in shooting percentage. They finished second with a 50.6 shooting percentage behind UCLA's 51.3 percent. The Lobos also finished second in 3-point shooting (42.9 percent).

## BREAKING RECORDS

At the Wooden Legacy Classic, the Lobos broke a few records in their game with CSUN. The Lobos' 105 points against the Matadors is the most any team has ever scored in a Wooden Legacy Classic game. Also in that game, the Lobos shot 64.9 percent from the field, which goes down as the best shooting percentage in a game at the Wooden Legacy. The Lobos scored 54 points in the first half against the Matadors, which is a record for first half points scored in a game at the tournament and ties the most points in any half record at the Wooden. The total number of points between the two teams, 194, is the most scored in a Wooden Legacy game.

## WILLIAMS EARNS ALL-TOURNAMENT HONORS

At the Wooden Legacy Classic, Tim Williams earned All-Tournament honors after his stellar performance throughout the tournament for the Lobos. He averaged 18.7 ppg which was fourth among all the participants at the tournament. He also picked up 7.3 rebounds a game which was third among the field. He leads the Lobos with 20.8 ppg and 8.0 rpg. He is shooting 62 percent from the field and 80.4 percent from the foul line.

## AGET HAS CAREER GAME

Against CSUN, senior Obij Aget had his best scoring game of his career. He produced 16 points in 19 minutes. He was perfect from the field (6-for-6) and was 4-for-5 from the foul line. His previous career-high was 14 points.

## DOUBLE-DIGIT WINS

New Mexico started off the season with a 3-0 record before heading to the Wooden Legacy Classic. All wins were by double-digits. Neal is the third coach in program history that started the season with three straight double-digit wins. The Lobos put together an 81-70 win over Idaho State, a 95-79 win over Houston Baptist and a 72-59 win over New Mexico State.

## WILLIAMS EARNS FIRST MW PLAYER OF THE WEEK HONOR

Tim Williams picked up his first career Mountain West Player of the Week honor on Monday, Nov. 21. He led the Lobos to a pair of victories with a career-high 31 points against Houston Baptist and a team-high 20 points against NMSU. Against HBU, he finished with 11 rebounds, which was his second straight double-double of the season.

## LOBOS WIN FIFTH STRAIGHT AGAINST NMSU

New Mexico picked up its fifth straight win over New Mexico State, 72-59. Craig Neal is now 6-1 against the Aggies as head coach. The Lobos shot 44.4 percent from the field, which included a 51.9 percent in the second half. Three Lobos scored in double-figures. Williams led the squad with 20 while Elijah Brown finished with 19 and Sam Logwood with 12.

## FURSTINGER SPARKS THE LOBOS

Junior Joe Furstinger sparked the Lobos off the bench against New Mexico State on Nov. 18. The squad fed off his energy in his first appearance of 2016-17. In his 12 minutes of play, he was diving for loose balls and

## Associated Press Poll

(As of 12-5-2016)

Place	School (1st Place Votes)
1	Villanova (57)
2	UCLA (2)
3	Kansas
4	Baylor (6)
5	Duke
6	Kentucky
7	North Carolina
8	Gonzaga
9	Indiana
10	Creighton
11	Louisville
12	Saint Mary's
13	Xavier
14	Virginia
15	West Virginia
16	Butler
17	Wisconsin
18	Purdue
19	South Carolina
20	Arizona
21	Florida
22	Cincinnati
23	Notre Dame
24	Oregon
25	Iowa State

**Others receiving votes:** Syracuse 45, Southern Cal 43, Ohio St. 40, TCU 33, Florida St. 18, Virginia Tech 11, California 10, Maryland 9, Valparaiso 7, Wichita St. 5, Temple 3, Michigan St. 3, Minnesota 1, IPFW 1, UNC Wilmington 1

## MW Standings

Place	School	MW	Overall
	Nevada	0-0	7-2
	Colorado State	0-0	6-2
	Fresno State	0-0	5-2
	Wyoming	0-0	5-2
	Air Force	0-0	6-3
	San Diego State	0-0	4-2
	<b>New Mexico</b>	<b>0-0</b>	<b>5-3</b>
	UNLV	0-0	5-3
	San Jose State	0-0	4-3
	Boise State	0-0	4-4
	Utah State	0-0	3-4

## MW Preseason POLL

Place	School (1st Place Votes)	Points
1st	San Diego State (23)	293
2nd	Nevada	253
3rd	<b>New Mexico (3)</b>	<b>249</b>
4th	Fresno State (1)	200
5th	Boise State	164
6th	Utah State	153
7th	Colorado State	146
8th	UNLV	120
9th	Air Force	90
10th	Wyoming	73
11th	San Jose State	41



## Head-To-Head History

Date	Location	Winner	Score
3-13-93	Salt Lake	New Mexico	76-65
1-29-94	El Paso	New Mexico	79-72
2-5-94	Albuquerque	New Mexico	80-78 (OT)
1-21-95	Albuquerque	New Mexico	66-63 (OT)
2-11-95	El Paso	UTEP	83-79
1-20-96	El Paso	New Mexico	64-60
2-10-96	Albuquerque	New Mexico	81-52
1-25-97	Albuquerque	New Mexico	61-49
2-20-97	El Paso	UTEP	71-62
1-24-98	El Paso	New Mexico	76-69
2-19-98	Albuquerque	New Mexico	95-71
1-23-99	El Paso	UTEP	67-49
2-20-99	Albuquerque	New Mexico	81-65
12-1-99	El Paso	UTEP	84-69
12-18-99	Albuquerque	UTEP	73-66
11-26-05	Albuquerque	New Mexico	76-72
12-3-06	El Paso	UTEP	87-63
1-2-08	El Paso	New Mexico	86-85 (OT)
1-6-09	Albuquerque	UTEP	73-60
3-15-11	Albuquerque	New Mexico	69-57

\*List is the last 20 games in the all-time series

Lobos lead the all-time series 76-65. The Lobos are 48-21 against UTEP at home and 26-10 inside WisePies Arena - The Pit.

## The Pit in the MW ERA

Year	Avg. Attendance (NCAA Rank)	MW Rank
1999-00	16,443 (8th)	1st
2000-01	16,418 (8th)	1st
2001-02	16,426 (7th)	1st
2002-03	15,186 (12th)	1st
2003-04	14,679 (15th)	2nd
2004-05	14,309 (14th)	1st
2005-06	13,387 (21st)	1st
2006-07	12,853 (23rd)	1st
2007-08	14,361 (18th)	1st
2008-09	13,994 (17th)	1st
2009-10	13,595 (22nd)	2nd
2010-11	14,570 (16th)	2nd
2011-12	14,455 (16th)	2nd
2012-13	15,022 (16th)	2nd
2013-14	15,212 (16th)	1st
2014-15	14,571 (18th)	1st
2015-16	13,031 (23rd)	1st

\*The \$60 million dollar renovation to The Pit added a suite level and lowered the maxium capacity from 18,018 to 15,411 starting with the 2010-11 season.

## Lobos in the NBA

NBA Team	Name (Years as a Lobo)
Milwaukee Bucks:	Tony Snell (2010-13)

## New Mexico Game Notes

getting the crowd energized. He finished with seven points, which included a three-point play with 2:55 left in the first half.

### TIM WILLIAMS' CAREER NIGHT

It was Tim Williams' night against Houston Baptist on Nov. 14, as he went off for a career-high 31 points, shooting 10-for-11 from the field and 11-for-12 from the foul line. He also finished with 11 rebounds for his second straight double-double. The double-double marks his eighth in his career. Of his 31 points, 14 came in the first half. He was perfect from the field (6-for-6) and from the foul line (2-for-2)

### NEAL ADDS PARKS FOR 2017-18

Mike Parks, a 6-9 forward, commits to New Mexico from Southwest Mississippi Community College in Summit, Miss. Last year, he played at Missouri State – West Plains and averaged 8.3 points per game and 4.3 rebounds per game in 16 games. He shot 64 percent from the field, which ranked in the top 10 of the NJCAA. So far this season for the Bears, he is averaging 9.0 points and shooting 75 percent through four games.

### LOBOS CELEBRATE 2016 NATIVE AMERICAN HERITAGE MONTH

New Mexico is one of nine programs that participated in celebrating Native American Heritage Month. The Lobos wore special N7-inspired turquoise Nike jerseys on Monday night against Houston Baptist. Turquoise represents harmony, friendship and fellowship in Native American culture. A jersey auction took place and the Lobos raised over \$3,400. Those proceeds benefit the NB3 Foundation.

### BROWN IS BACK

After sitting out for most of preseason due to a hamstring injury, Elijah Brown is back and going full speed for the Lobos. Brown sat out of both exhibition games and only practiced six times before taking the floor in the season opener. On the season, he is averaging 15.3 points per game. He is shooting 36.8 percent from the field, 26.3 percent from 3-point range and 78.8 percent from the foul line.

### LOGWOOD HAS CAREER NIGHT

Fans saw a glimpse of what Sam Logwood was capable of doing for the Lobos in last year's final game against Nevada at the Mountain West tournament. That carried over into the season opener against Idaho State on Nov. 11, as he went off for a career-high 20 points, shooting 7-for-10 from the field, 1-for-2 from the three and perfect from the foul line (5-for-5). He also picked up four assists, three rebounds and a steal. Logwood put up 16 points in the second half.

### OPENING STRONG

The Lobos started off strong for the 14th straight season, winning their opener 81-70 over Idaho State on Nov. 11. The Lobos are 56-11 (.835) in season openers. That record includes a 48-5 (.905) mark in season openers in Albuquerque.

### HEROES NIGHT

Coach Neal and the Lobos kicked off the 2016-17 season by honoring and celebrating the men and women who have served and continue to serve our country. The Lobos wore special game jerseys that were red with camo lettering. A jersey auction was held and the Lobos raised \$3,082 for the Wounded Warriors and UNM's ROTC program.

### ALI SIGNING DAY

High school prospects Isaiah Poor-Bear Chandler of Omaha Central High School and Chris Sodom of Tennessee Prep pledged to join the Lobos as freshmen beginning the 2017-18 season on signing day last week.

Poor-Bear Chandler, a 6-foot-9 forward, chose New Mexico over Wichita State, among others. Chandler, a four-star recruit by ESPN, averaged 13 points, 8.5 rebounds and more than three blocks per game as a junior as Central qualified for the Class A State tournament. During the summer time, Poor-Bear Chandler plays for the Omaha Elite AAU team.

Sodom, a 7-foot-3 center originally from Nigeria, chose New Mexico over offers from TCU and Purdue. He lived in the Houston area before moving to Tennessee this school year. Sodom, a four-star recruit by ESPN, played for the Houston Defenders' AAU squad.

### EXHIBITION WINS

The Lobos claimed two exhibition wins last week, dominating Western New

# New Mexico Game Notes

Mexico, 113-57, and downing Eastern New Mexico, 88-66.

Between the two games, the Lobos shot 51.9 percent from the field, 35.5 percent from 3-point range and 65.5 percent from the foul line. Freshman Damien Jefferson led the Lobos against the Mustangs with 16 points. Senior Tim Williams put together a double-double of 20 points and 14 rebounds to lead the Lobos against the Greyhounds. On Wednesday, the Lobos only had nine turnovers, including five in the first half.

## **WHAT WE HAVE RETURNING**

After having the youngest team in the Mountain West and one of the youngest in the NCAA last year, the Lobos return 10 players, including two All-Mountain West players in Elijah Brown and Tim Williams. Those two are the only two returners in the Mountain West that averaged 16 or more points last season, and it is the first time in Lobo history that two All-MW First Teamers have returned. Along with Brown and Williams, the Lobos return two more starters in Sam Logwood and Obij Aget. Aget and Williams are the only two seniors on the squad. Despite the young team, Lobos finished fourth in the league standings.

## **A LOOK AT WHAT'S NEW**

The Lobos have added four new scholarship players, including NJCAA All-American transfer Connor MacDougall. Freshmen Jalen Harris, Damien Jefferson and Aher Uguak will be vital additions to the squad this season. The Lobos also added local New Mexico walk-on Holt Shelley.

## **LOBOS PICKED TO FINISH THIRD**

The Mountain West Preseason Poll was announced at Media Day in Las Vegas, Nevada, on Oct. 12. The Lobos are picked to finish third, receiving three first-place votes. San Diego State is predicted to finish at the top, earning 23 first-place votes. Fresno State, who is picked to finish behind the Lobos, picked up the only other first-place vote. Nevada, who took down the Lobos in the quarterfinals last year of the Mountain West Tournament, is slated to finish second.

## **BROWN, WILLIAMS EARN PRESEASON MW HONORS**

Along with the Lobos being picked to finish third, Elijah Brown was named Mountain West Preseason Player of the Year by the media. Brown was named to the All-Mountain West team along with teammate Tim Williams. This is the first year in Lobo history that the Lobos return two First Team All-Mountain West selections.

## **AIR FORCE & SAN JOSE STATE ONCE**

The 18-game MW schedule means the Lobos will face every conference opponent twice with the exception of two programs. New Mexico will only play Air Force (in Colorado Springs) and San Jose State (in The Pit) once.

## **LOBOS ON TV**

The 2016-17 schedule includes many national and regional broadcasts of New Mexico basketball. The Lobos had 24 of its 30 regular-season games picked up through the Mountain West's package. Of those games, 16 will be broadcasted by ROOT Sports or CBS Sports Network. In addition to those 16 games, there will be many that will be broadcasted by the ESPN family of networks, including the Wooden Legacy Classic. The road game with Arizona will be on the Pac-12 Network. Road games at Illinois State and New Mexico State will be televised on ESPN3, giving the Lobos all 30 games being nationally televised.

## **BROWN SELECTED ON 2017 JERRY WEST AWARD WATCH LIST**

Redshirt junior guard Brown has been named as one of 20 finalists for the 2017 Jerry West Shooting Guard of the Year Award Preseason Watch List, as announced by the Naismith Memorial Basketball Hall of Fame on Oct. 20. By mid-February, the watch list of 20 players for the award will be narrowed down to 10. In March, five finalists will be presented to West and the Hall of Fame's selection committee. The winner of the 2017 Jerry West Shooting Guard of the Year award will be presented at the ESPN College Basketball

Awards Show in Los Angeles, Calif. on April 7. Broadcast information will be released at a later date.

## **BEST FANS IN THE MOUNTAIN WEST**

With an average of 13,031 fans per game inside WisePies Arena last season, the Lobos finished 23rd in the nation and tops in the Mountain West Conference. Overall, the Lobos ranked second in the nation to BYU in average attendance for non-Power Five or Big East schools. Most importantly, the Lobos completed 50 straight years in the top-25 nationally in average attendance.

Since WisePies Arena was renovated before the 2010-11 season, the Lobos have seen massive support from its fans. On average, WisePies Arena was 85 percent full last season. That was a mark the program did not hit from 2002-2010, but have exceeded it every year since the renovation.

## **BROWN ON THE SCORING LIST**

At 694 points last season, Brown tied Cameron Bairstow on the all-time single season scoring list at fourth overall. He was just shy of becoming the fourth Lobo ever to score 700 points in a season. The record holder is Kenny Page in 1979-80 at 784 points. The other 700 point scorers were Ruben Douglas (783) in 2002-03 and Hunter Greene (740) in 1986-87.

## **ROAD WARRIOR**

In three seasons, head coach Craig Neal won 24 games away from Albuquerque. Prior to Coach Neal coming to New Mexico along with former head coach Steve Alford, no other coach in program history won 20 or more road and neutral games in their first three seasons. Alford holds the record at 27 road and neutral wins.

## **LOBOS EARN NABC TEAM EXCELLENCE AWARD**

Over the summer, the NABC recognizes outstanding academic achievement by a team with a cumulative grade point average (GPA) of 3.0 or better for the 2015-16 season. The Lobos finished the 2015-16 season with a program record 3.03 GPA for the academic year.

The honor places the Lobos in an elite class academically. There are the first Mountain West team to ever receive this honor, now in its fourth year of existence. This year, the NABC recognized 119 collegiate teams across all divisions of the NCAA and NAIA. Of those teams, New Mexico was one of just 25 NCAA Division I Institutions to be honored.

## **FOUR LOBOS NAMED ON NABC HONORS COURT**

Another NABC academic achievement came for the Lobos over the summer as they earned four on the NABC Honors Court. The Lobos had four academic seniors recognized for their GPA of 3.2 or higher. Only five teams in the league had student-athletes named to the Honors Court, with New Mexico holding twice as many honorees as any other MW team. The Lobos were also one of just 63 teams, across all NCAA and NAIA divisions in the country, to have four or more honorees.

## **LOBOS ON ACADEMIC ALL-MW LIST**

The Lobos once again stood out from the pack in the Mountain West academically, with a league-leading five players selected as Academic All-Mountain West. Dane Kuiper, Anthony Mathis, Cullen Neal, Devon Williams and Tim Williams all earned the honor. Head coach Craig Neal has now led the MW in Academic All-Mountain West honorees in all three seasons as head coach. To be eligible for selection, student-athletes must have completed at least one academic term at the member institution while maintaining a cumulative grade point average of 3.0 or better.

## **LOBOS IN THE PROS**

Tony Snell is the only former Lobo player that is currently playing in the NBA. Snell, who was drafted by the Bulls in 2013, is now playing for the Milwaukee Bucks. He made his first start for the Bucks on Oct. 29, scoring six points, shooting 3-for-7 from the field.

# Head Coach Craig Neal



**Craig Neal**  
Head Coach - 4th Season  
(2016-17) 5-3 (Career) 64-41 (.609)

## NOTEWORTHY :

- Earned the nickname "Noodles" for wiry build as a high school player
- Spent nine seasons as a member of Steve Alford's staffs at Iowa and New Mexico
- Coached under NBA legend Lenny Wilkens for three seasons with the Raptors
- Spent nearly a decade as a NBA assistant coach and scout with Toronto
- Avid golfer and motorcycle enthusiast

## PLAYING EXPERIENCE

1988-95 - NBA and CBA Career

- \*Drafted by Portland in the 1988 NBA Draft
- \*Played for Blazers, Heat and Nuggets
- \*Fort Wayne Fury Player and Coach in 1994-95

1984-88 - Georgia Tech

- \*Played for Bobby Cremins
- \*Member of Elite Eight and Sweet 16 teams
- \*Graduated with career assist record (659)

1980-83 - Washington High School (Washington, Ind.)

- \*All-American & member of Indiana All-Star Team
- \*Coached by his father, Stan Neal
- \*Played against Steve Alford

## COACHING EXPERIENCE

**Head Coach:**

2013-Present - New Mexico (59-38)

**Associate Head Coach:**

2007-13 - New Mexico (NCAA)

**Assistant Coach:**

2004-07 - Iowa (NCAA)

2000-03 - Toronto Raptors (NBA)

## THE INFAMOUS CHERRY BLAZER

The cherry blazer has become a symbol with New Mexico basketball. Given to coaches at their introductory press conferences, it makes appearances throughout the season at crucial games.

- Craig Neal is 10-3 when wearing the cherry blazer
  - Nov. 9, 2013 vs. Alabama A&M (W, 88-52)
  - Jan. 21, 2014 vs. Boise State (W, 84-75)
  - Feb. 22, 2014 vs. #6 San Diego State (W, 58-44)
  - Mar. 5, 2014 vs. Air Force (W, 80-52)
- Nov. 14, 2014 vs. Idaho State (W, 79-55)
- Jan. 3, 2015 vs. #24 Colorado State (W, 66-53)
- Feb. 17, 2015 vs. #25 San Diego State (L, 46-63)
- March 7, 2015 vs. Wyoming (W, 52-49)
- Nov. 13, 2015 vs. Texas Southern (W, 86-57)
- Feb. 27, 2016 vs. Fresno State (L, 92-82)
- March 1, 2016 vs. San Diego State (L, 83-56)
- Nov. 11, 2016 vs. Idaho State (W, 81-60)
- Nov. 30, 2016 vs. Abilene Christian (W, 64-55)

## THE NEAL ERA AT NEW MEXICO

- Became first-ever rookie Lobo head coach to lead New Mexico to a NCAA Tournament appearance
- Set a school record of 15 conference wins in the 2013-14 season
- Led UNM to the 2014 Mountain West Tournament championship, which made New Mexico the first program in MW history to win three-straight conference tournaments
- Guided Cam Bairstow to All-America honors by Sports Illustrated (2nd Team), NBC Sports (3rd Team) and CBS Sports.
- Guided four Lobos to All-Mountain West honors in 2013-14, which included first team selections Cam Bairstow and Kendall Williams. Williams and Alex Kirk were MW All-Defensive Team selections as well. Kirk also was named to third team while Hugh Greenwood was honorable mention
- The 27 wins in 2013-14 mark the most wins by a rookie coach in Lobo history. It is the tied for the fifth most wins by a first-year Division I head coach since 2000
- Signed a new contract in July of 2014 to stay at New Mexico through 2020
- Became the second-fastest coach in program history to 40 wins (53 games)
- In 2014-15 Hugh Greenwood was named All-MW Third Team and became the second guard in Lobo history to finish career with 1,000 points and 600 rebounds.
- Was named a finalist for a pair of national coaching honors: the Joe B. Hall Award as the nation's top rookie coach, and the Jim Phelan Award for national coach of the year
- Led the MW again with six academic all-conference selections in 2015-16. He has had 19 honorees in his three seasons
- Had five players sign professional contracts; Kendall Williams (Italy), Cam Bairstow (NBA), Alex Kirk (NBA), Hugh Greenwood (Perth) and Deshawn Delaney (Poland)
- Has had 6 straight semesters of at least a 2.7 team GPA. Earned NABC Team Excellence Award in Summer of 2016 for cumulative GPA of 3.03, first MW team to earn the honor
- Guided two First Team All-Mountain West & NABC All-District selections in 2015-16 in Elijah Brown and Tim Williams
- Had highest GPA in program history in Fall of 2015 with a 3.15 GPA
- Landed four players on the NABC Honors Court
- One of two coaches in Lobo history to win more than 20 games on the road over their first three seasons. Neal's total is 24.



# The 2016-17 New Mexico Lobos

No.	Name	Pos	Height	Weight	Year	Previous School	Hometown
1	Aher Uguak	G/F	6-7	206	Fr.	Henry Ainley HS	Edmonton, Canada
3	Jordan Hunter	G	5-11	180	So.	Ozen HS	Beaumont, Texas
4	Elijah Brown	G	6-4	200	R-Jr.	Butler University	Orange County, Calif.
5	Jalen Harris	G	6-2	156	Fr.	Word of God Christian Academy	Wilson, N.C.
11	Obij Aget	C	7-1	220	Sr.	La Lumiere HS (Ind.)	Juba, South Sudan
14	Dane Kuiper	G/F	6-7	200	So.	Corona del Sol HS (Ariz.)	Wasilla, Alaska
20	Sam Logwood	G/F	6-7	210	Jr.	La Lumiere HS (Ind.)	Indianapolis, Ind.
21	Xavier Adams	G	6-4	205	Jr.	Edwards S. Marcus HS	Flower Mound, Texas
22	Holt Shelley*	F	6-9	221	Fr.	Cliff HS	Cliff, N.M.
23	Joe Furstinger	F	6-9	215	Jr.	Santa Margarita Catholic HS	Rancho Santa Margarita, Calif.
24	Damien Jefferson	G/F	6-5	190	Fr.	East Chicago Central HS	East Chicago, Ind.
30	Adam Cumber*	G	6-2	185	R-So.	Sandia HS	Albuquerque, M.M.
31	Anthony Mathis	G	6-2	170	So.	West Linn HS	West Linn, Ore.
32	Tim Williams	F	6-8	240	R-Sr.	Samford University	Flossmoor, Ill.
55	Connor MacDougall	F	6-9	235	R-So.	South Mountain CC	Tempe, Ariz.

\* Indicates a walk-on

**Head Coach:** Craig Neal (4th Season -- Georgia Tech '88)

**Associate Head Coach:** Chris Harriman

**Assistant Coaches:** Alan Huss and Terrence Rencher

**Acting Director of Operations:** Ryan Berryman

**Athletic Trainer:** Corey DeBarbrie

**Video Coordinator:** Ben Sanders

**Strength and Conditioning Coach:** Glenn Cain

## By Class

(16 Total)

**Seniors: (2)**

**Juniors: (4)**

**Sophomores: (5)**

**Freshmen: (4)**

## By Position

(16 Total)

**Centers: (1)**

**Forwards: (4)**

**Guard/Forwards: (3)**

**Guards: (6)**

## By Height

**7'1"**

Obij Aget

**6'9"**

Joe Furstinger

Connor MacDougall

Holt Shelley

**6'8"**

Tim Williams

**6'7"**

Sam Logwood

Dane Kuiper

Aher Uguak

**6'5"**

Damien Jefferson

**6'4"**

Xavier Adams

Elijah Brown

**6'2"**

Jalen Harris

Anthony Mathis

Adam Cumber

**5'11"**

Jordan Hunter

## Alphabetical Roster

No.	Name	Pos	Height	Weight	Year
21	Xavier Adams	G	6-4	205	Junior
11	Obij Aget	C	7-1	220	Senior
4	Elijah Brown	G	6-4	200	RS-Junior
30	Adam Cumber	G	6-2	185	RS-Sophomore
23	Joe Furstinger	F	6-9	215	Junior
5	Jalen Harris	G	6-2	156	Freshman
3	Jordan Hunter	G	5-11	180	Sophomore
24	Damien Jefferson	G/F	6-5	190	Freshman
14	Dane Kuiper	G/F	6-7	200	Sophomore
20	Sam Logwood	G/F	6-7	210	Junior
55	Connor MacDougall	F	6-9	235	RS-Sophomore
31	Anthony Mathis	G	6-2	170	Sophomore
22	Holt Shelley	F	6-9	221	Freshman
1	Aher Uguak	G/F	6-7	206	Freshman
32	Tim Williams	F	6-8	240	RS-Senior

## Pronunciations

Name	Pronunciation
Obij Aget	O-BOTCH Ah-Jet
Joe Furstinger	Joe FUR-Sting-er
Jalen Harris	JAY-len
Dane Kuiper	KI-pur
Aher Uguak	Uh-here OO-guac

# 2016-17 Season Stats

## THE STAT CREW SYSTEM New Mexico Combined Team Statistics (as of Dec 03, 2016) All games

RECORD:	OVERALL	HOME	AWAY	NEUTRAL
ALL GAMES	5-3	4-0	0-1	1-2
CONFERENCE	0-0	0-0	0-0	0-0
NON-CONFERENCE	5-3	4-0	0-1	1-2

#	Player	gp-gs	min	avg	Total		3-Point		F-Throw		Rebounds					pf	dq	a	to	blk	stl	pts	avg
					fg-fga	fg%	3fg-fga	3fg%	ft-fa	ft%	off	def	tot	avg									
32	WILLIAMS, Tim	7-7	226	32.3	47-75	.627	0-1	.000	39-49	.796	16	32	48	6.9	10	0	7	14	5	4	133	19.0	
04	BROWN, Elijah	8-8	239	29.9	39-105	.371	15-53	.283	33-42	.786	3	37	40	5.0	15	0	27	25	0	10	126	15.8	
20	LOGWOOD, Sam	7-7	180	25.7	23-40	.575	3-5	.600	17-22	.773	3	19	22	3.1	9	0	16	10	1	3	66	9.4	
11	AGET, Obij	8-8	141	17.6	19-30	.633	0-0	.000	11-13	.846	8	15	23	2.9	14	1	3	0	7	2	49	6.1	
03	HUNTER, Jordan	8-8	206	25.8	14-40	.350	6-17	.353	14-16	.875	4	20	24	3.0	19	1	29	14	0	7	48	6.0	
24	JEFFERSON, Damien	8-0	101	12.6	17-39	.436	1-11	.091	9-17	.529	3	18	21	2.6	13	0	10	12	1	4	44	5.5	
23	FURSTINGER, Joe	6-1	82	13.7	11-12	.917	0-0	.000	6-10	.600	7	13	20	3.3	11	0	5	2	4	1	28	4.7	
21	ADAMS, Xavier	8-0	91	11.4	9-19	.474	0-2	.000	19-26	.731	4	12	16	2.0	16	1	0	5	0	4	37	4.6	
55	MACDOUGALL, Conn	8-0	102	12.8	14-27	.519	0-0	.000	6-10	.600	10	5	15	1.9	21	1	1	8	1	0	34	4.3	
05	HARRIS, Jalen	8-0	114	14.3	10-15	.667	1-2	.500	6-9	.667	0	7	7	0.9	11	0	13	8	0	8	27	3.4	
14	KUIPER, Dane	5-1	54	10.8	4-14	.286	1-5	.200	4-4	1.000	2	3	5	1.0	5	0	4	3	1	2	13	2.6	
31	MATHIS, Anthony	3-0	8	2.7	1-3	.333	1-3	.333	3-3	1.000	0	0	0	0.0	1	0	0	1	0	0	6	2.0	
01	UGUAK, Aher	7-0	56	8.0	3-8	.375	1-2	.500	2-4	.500	2	1	3	0.4	4	0	2	1	0	4	9	1.3	
Team											16	11	27										
Total.....		8	1600		211-427	.494	29-101	.287	169-225	.751	78	193	271	33.9	149	4	117	103	20	49	620	77.5	
Opponents.....		8	1600		201-454	.443	75-198	.379	110-151	.728	80	170	250	31.3	190	-	121	116	15	53	587	73.4	

TEAM STATISTICS	NM	OPP	Date	Opponent	Score	Att.
SCORING	620	587	11/11/16	IDAHO STATE	w 81-70	11293
Points per game	77.5	73.4	11/14/16	HOUSTON BAPTIST	w 95-79	10456
Scoring margin	+4.1	-	11/18/16	NEW MEXICO STATE	w 72-59	13892
FIELD GOALS-ATT	211-427	201-454	11/24/16	vs Virginia Tech	L 72-92	0
Field goal pct	.494	.443	11/25/16	vs CSUN	w 105-89	0
3 POINT FG-ATT	29-101	75-198	11/27/16	vs Dayton	L 57-64	0
3-point FG pct	.287	.379	11/30/16	ABILENE CHRISTIAN	w 64-55	11154
3-pt FG made per game	3.6	9.4	12/3/16	at Illinois State	L 74-79	6056
FREE THROWS-ATT	169-225	110-151	* - Conference game			
Free throw pct	.751	.728				
F-Throws made per game	21.1	13.8				
REBOUNDS	271	250				
Rebounds per game	33.9	31.3				
Rebounding margin	+2.6	-				
ASSISTS	117	121				
Assists per game	14.6	15.1				
TURNOVERS	103	116				
Turnovers per game	12.9	14.5				
Turnover margin	+1.6	-				
Assist/turnover ratio	1.1	1.0				
STEALS	49	53				
Steals per game	6.1	6.6				
BLOCKS	20	15				
Blocks per game	2.5	1.9				
ATTENDANCE	46795	6056				
Home games-Avg/Game	4-11699	1-6056				
Neutral site-Avg/Game	-	3-0				

Score by Periods	1st	2nd	Totals
New Mexico	306	314	620
Opponents	289	298	587



# 2016-17 Extended Season Stats

RECORD:	OVERALL	HOME	AWAY	NEUTRAL
ALL GAMES	5-3	4-0	0-1	1-2
CONFERENCE	0-0	0-0	0-0	0-0
NON-CONFERENCE	5-3	4-0	0-1	1-2

#	Player	gp-gs	min	avg	Total		3-Point		F-Throw		Rebounds				pf	dq	a	a/g	to	to/g	a/to	blk	blk/g	stl	stl/g	pts	avg
					fg-fga	fg%	3fg-fga	3fg%	ft-fa	ft%	off	def	tot	avg													
32	WILLIAMS, Tim	7-7	226	32.3	47-75	.627	0-1	.000	39-49	.796	16	32	48	6.9	10	0	7	1.00	14	2.00	0.50	5	0.71	4	0.57	133	19.0
04	BROWN, Elijah	8-8	239	29.9	39-105	.371	15-53	.283	33-42	.786	3	37	40	5.0	15	0	27	3.38	25	3.13	1.08	0	0.00	10	1.25	126	15.8
20	LOGWOOD, Sam	7-7	180	25.7	23-40	.575	3-5	.600	17-22	.773	3	19	22	3.1	9	0	16	2.29	10	1.43	1.60	1	0.14	3	0.43	66	9.4
11	AGET, Obij	8-8	141	17.6	19-30	.633	0-0	.000	11-13	.846	8	15	23	2.9	14	1	3	0.38	0	0.00	99.00	7	0.88	2	0.25	49	6.1
03	HUNTER, Jordan	8-8	206	25.8	14-40	.350	6-17	.353	14-16	.875	4	20	24	3.0	19	1	29	3.63	14	1.75	2.07	0	0.00	7	0.88	48	6.0
24	JEFFERSON, Damien	8-0	101	12.6	17-39	.436	1-11	.091	9-17	.529	3	18	21	2.6	13	0	10	1.25	12	1.50	0.83	1	0.13	4	0.50	44	5.5
23	FURSTINGER, Joe	6-1	82	13.7	11-12	.917	0-0	.000	6-10	.600	7	13	20	3.3	11	0	5	0.83	2	0.33	2.50	4	0.67	1	0.17	28	4.7
21	ADAMS, Xavier	8-0	91	11.4	9-19	.474	0-2	.000	19-26	.731	4	12	16	2.0	16	1	0	0.00	5	0.63	0.00	0	0.00	4	0.50	37	4.6
55	MACDOUGALL, Connor	8-0	102	12.8	14-27	.519	0-0	.000	6-10	.600	10	5	15	1.9	21	1	1	0.13	8	1.00	0.13	1	0.13	0	0.00	34	4.3
05	HARRIS, Jalen	8-0	114	14.3	10-15	.667	1-2	.500	6-9	.667	0	7	7	0.9	11	0	13	1.63	8	1.00	1.63	0	0.00	8	1.00	27	3.4
14	KUIPER, Dane	5-1	54	10.8	4-14	.286	1-5	.200	4-4	1.000	2	3	5	1.0	5	0	4	0.80	3	0.60	1.33	1	0.20	2	0.40	13	2.6
31	MATHIS, Anthony	3-0	8	2.7	1-3	.333	1-3	.333	3-3	1.000	0	0	0	0.0	1	0	0	0.00	1	0.33	0.00	0	0.00	0	0.00	6	2.0
01	UGUAK, Aher	7-0	56	8.0	3-8	.375	1-2	.500	2-4	.500	2	1	3	0.4	4	0	2	0.29	1	0.14	2.00	0	0.00	4	0.57	9	1.3
Total.....		8	1600		211-427	.494	29-101	.287	169-225	.751	78	193	271	33.9	149	4	117	14.63	103	12.88	1.14	20	2.50	49	6.13	620	77.5
Opponents.....		8	1600		201-454	.443	75-198	.379	110-151	.728	80	170	250	31.3	190	-	121	15.13	116	14.50	1.04	15	1.88	53	6.63	587	73.4

Score by Periods	1st	2nd	Totals
New Mexico	306	314	620
Opponents	289	298	587

# 2016-17 Season Metrics

#	Player	Min	AST%	EFG%	TS%	Usg%	DRB%	ORB%	TRB%
21	ADAMS, Xavier	91	0.0	.474	.608	19.8	15.5	5.7	10.8
11	AGET, Obij	141	4.1	.633	.686	12.9	12.5	7.3	10.0
04	BROWN, Elijah	239	22.8	.443	.510	31.6	18.1	1.6	10.3
23	FURSTINGER, Joe	82	11.6	.917	.854	11.4	18.6	11.0	15.0
05	HARRIS, Jalen	114	19.9	.700	.712	12.0	7.2	0.0	3.8
03	HUNTER, Jordan	206	23.8	.425	.510	15.1	11.4	2.5	7.2
24	JEFFERSON, Damien	101	20.2	.449	.473	29.5	20.9	3.8	12.8
14	KUIPER, Dane	54	12.7	.321	.412	17.7	6.5	4.8	5.7
20	LOGWOOD, Sam	180	16.7	.613	.664	16.9	12.4	2.2	7.5
55	MACDOUGALL, Connor	102	1.9	.519	.541	19.7	5.7	12.7	9.0
31	MATHIS, Anthony	8	0.0	.500	.694	33.8	0.0	0.0	0.0
01	UGUAK, Aher	56	5.9	.438	.461	9.8	2.1	4.6	3.3
32	WILLIAMS, Tim	226	6.9	.627	.689	24.9	16.6	9.1	13.0

Estimated possessions: 563.3  
Team offensive rating (ORTg): 110.1  
Team defensive rating (DRtg): 104.2

AST% - An estimate of the pct of teammate field goals assisted while on the floor  
EFG% - Effective FG% (adjusts to include additional points from 3FGs)  
TS% - True Shooting% (takes into account field goals, 3-point field goals, and free throws)  
Usg% - An estimate of the pct of team plays used while on the floor  
DRB% - An estimate of the pct of available defensive rebounds grabbed while on the floor  
ORB% - An estimate of the pct of available offensive rebounds grabbed while on the floor  
TRB% - An estimate of the pct of all available rebounds grabbed while on the floor

ORTg - Offensive rating - points scored per 100 possessions  
DRtg - Defensive rating - points allowed per 100 possessions

# New Mexico's Last Time Out

## Official Basketball Box Score -- Game Totals -- Final Statistics

### New Mexico vs Illinois State

12/3/16 7:05 p.m. at Doug Collins Court at Redbird Arena

#### New Mexico 74 • 5-3

##	Player		Total	3-Ptr	FT-FTA	Rebounds			PF	TP	A	TO	Blk	Stl	Min
			FG-FGA	FG-FGA		Off	Def	Tot							
20	LOGWOOD, Sam	f	1-3	1-1	2-2	1	3	4	0	5	2	2	0	0	21
23	FURSTINGER, Joe	f	3-4	0-0	3-5	4	7	11	2	9	0	2	2	1	28
11	AGET, Obij	c	3-5	0-0	0-0	2	2	4	1	6	0	0	0	0	20
03	HUNTER, Jordan	g	2-8	0-2	2-2	0	2	2	5	6	7	2	0	1	27
04	BROWN, Elijah	g	6-17	3-11	6-6	0	5	5	2	21	4	4	0	3	30
05	HARRIS, Jalen		1-2	0-0	1-2	0	2	2	1	3	0	0	0	3	13
14	KUIPER, Dane		3-5	0-1	0-0	0	0	0	0	6	0	0	0	0	14
21	ADAMS, Xavier		1-4	0-1	0-0	0	2	2	4	2	0	0	0	0	15
24	JEFFERSON, Damien		4-6	0-1	4-4	1	3	4	2	12	0	4	0	0	17
55	MACDOUGALL, Connor		2-3	0-0	0-0	2	0	2	0	4	0	0	0	0	15
Team						0	3	3							
Totals			26-57	4-17	18-21	10	29	39	17	74	13	14	2	8	200

FG % 1st Half: 16-28 57.1% 2nd half: 10-29 34.5% Game: 26-57 45.6%

3FG % 1st Half: 3-7 42.9% 2nd half: 1-10 10.0% Game: 4-17 23.5%

FT % 1st Half: 10-12 83.3% 2nd half: 8-9 88.9% Game: 18-21 85.7%

Deadball  
Rebounds  
1

#### Illinois State 79 • 4-2

##	Player		Total	3-Ptr	FT-FTA	Rebounds			PF	TP	A	TO	Blk	Stl	Min
			FG-FGA	FG-FGA		Off	Def	Tot							
10	Fayne,Phil	f	2-4	0-0	2-3	3	7	10	0	6	1	1	1	1	35
11	McIntosh,MiKyle	f	2-8	1-2	4-5	2	2	4	3	9	0	1	0	2	32
23	Hawkins,Deontae	f	5-14	2-8	2-4	1	6	7	1	14	0	3	1	1	31
01	Lee,Paris	g	5-11	3-7	5-6	0	5	5	2	18	11	2	0	2	33
02	Clayton,DJ	g	3-5	1-2	0-1	2	0	2	4	7	1	2	0	0	20
03	Evans,Keyshawn		4-10	4-10	0-0	0	0	0	1	12	0	1	0	0	18
12	Wills,Tony		2-3	2-3	0-0	1	1	2	5	6	2	1	0	0	14
25	Williams,Madison		3-6	1-3	0-1	0	1	1	2	7	2	0	0	2	17
Team						0	1	1				1			
Totals			26-61	14-35	13-20	9	23	32	18	79	17	12	2	8	200

FG % 1st Half: 15-32 46.9% 2nd half: 11-29 37.9% Game: 26-61 42.6%

3FG % 1st Half: 10-20 50.0% 2nd half: 4-15 26.7% Game: 14-35 40.0%

FT % 1st Half: 2-6 33.3% 2nd half: 11-14 78.6% Game: 13-20 65.0%

Deadball  
Rebounds  
4

Officials: Tom O'Neill, Bob Staffen, Brad Ferrie

Technical fouls: New Mexico-TEAM. Illinois State-None.

Attendance: 6056

Mountain West/Missouri Valley Challenge

Technical Fouls: Lobos-1 (Coach Neal, 2nd 10:40)

Fouled out: Lobos-2 (#3 Hunter, 2nd 0:24). Redbirds-1 (#12, Wills, 2nd 2:18)

Drawn Charges: Lobos-none. Redbirds-none.

Score by periods	1st	2nd	Total
New Mexico	45	29	<b>74</b>
Illinois State	42	37	<b>79</b>

	In	Off	2nd	Fast	
Points	Paint	T/O	Chance	Break	Bench
NM	28	8	14	0	27
ILS	14	15	13	7	25

Last FG - NM 2nd-01:00, ILS 2nd-00:31.

Largest lead - NM by 7 2nd-18:26, ILS by 10 2nd-03:41.

NM led for 16:42. ILS led for 20:40. Game was tied for 02:34.

Score tied - 5 times.

Lead changed - 9 times.

# 2016-17 UTEP Roster

<b>No.</b>	<b>Name</b>	<b>Pos.</b>	<b>Ht.</b>	<b>Wt.</b>	<b>Class</b>	<b>Hometown / Last school</b>
2	Omega Harris	G	6-3	165	JR-2L	Bethany, Okla. (Putnam City West HS)
3	Tim Cameron	G	6-4	180	FR-HS	Norcross, Ga. (Hargrave Military Academy)
4	Adrian Moore	G	6-4	175	FR-HS	Little Rock, Ark. (North Little Rock HS)
5	Chris Barnes	G	6-4	190	FR-HS	Compton, Calif. (Compton HS)
11	Jake Flaggert	F	6-7	200	JR-2L	Lucas, Texas (Lovejoy HS)
13	Ivan Venegas	F	6-8	220	SO-0L	Chihuahua, Mexico (Tecnologico de Monterrey Campus)
15	Dominic Artis	G	6-3	190	SR-1L	San Francisco, Calif. (Findlay Prep/Oregon)
20	Jose Martinez	F	6-7	225	FR-HS	Chihuahua, Mexico (Faith Christian Academy)
21	Trey Touchet	G	6-2	180	SO-1L	Lafayette, La. (Saint Thomas More HS)
22	Paul Thomas	F	6-8	200	SO-1L	Humble, Texas (Summer Creek HS)
23	Deon Barrett	G	5-10	150	FR-HS	Lancaster, Texas (Lancaster HS)
24	Hudson Urbanus	G	6-0	160	FR-HS	Austin, Texas (James Bowie HS)
41	Matt Willms	C	7-1	235	JR-2L	Leamington, Ontario, Canada (Findlay Prep)
54	Kelvin Jones	C	6-11	230	FR-HS	Chihuahua, Mexico (Hobbs [N.M.] HS)

## Coaches:

Head Coach: Tim Floyd (Louisiana Tech '77)

Assistant Coaches: Phil Johnson (East Central Oklahoma '81), Bobby Braswell (Cal State Northridge '85),

Kris Baumann (Idaho '98)

Director of Scouting and Player Personnel: J.A. Anglin (LSU Shreveport '10)

Director of Basketball Operations: Evan Eustachy (Colorado State '16)

# 2016-17 UTEP Season Stats

## 2016-17 UTEP Men's Basketball UTEP Combined Team Statistics (as of Dec 03, 2016) All games

RECORD:	OVERALL	HOME	AWAY	NEUTRAL
ALL GAMES	2-4	1-2	0-0	1-2
CONFERENCE	0-0	0-0	0-0	0-0
NON-CONFERENCE	2-4	1-2	0-0	1-2

#	Player	gp-gs	min	avg	Total	3-Point	F-Throw	Rebounds			pf	dq	a	to	blk	stl	pts	avg
					fg-fga	fg%	3fg-fga	3fg%	ft-fa	ft%	off	def	tot	avg				
15	ARTIS, Dominic	6-6	215	35.8	32-74	.432	7-25	.280	23-40	.575	6	37	43	7.2	17	1	43	15.7
02	HARRIS, Omega	5-5	163	32.6	27-56	.482	7-22	.318	17-20	.850	1	12	13	2.6	11	0	10	15.6
41	WILLMS, Matt	6-5	137	22.8	31-48	.646	0-0	.000	14-27	.519	9	21	30	5.0	14	0	6	12.7
12	WINN, Terry	3-2	68	22.7	13-25	.520	0-0	.000	3-3	1.000	3	14	17	5.7	10	1	2	9.7
11	FLAGGERT, Jake	6-5	164	27.3	12-31	.387	10-27	.370	9-9	1.000	5	11	16	2.7	20	2	6	7.2
21	TOUCHET, Trey	6-1	89	14.8	11-20	.550	7-15	.467	4-4	1.000	0	6	6	1.0	7	0	6	5.5
23	BARRETT, Deon	6-1	97	16.2	8-21	.381	6-15	.400	3-4	.750	1	3	4	0.7	3	0	11	4.2
22	THOMAS, Paul	6-4	132	22.0	8-23	.348	0-1	.000	6-12	.500	12	30	42	7.0	18	1	12	3.7
54	JONES, Kelvin	6-1	74	12.3	9-18	.500	0-0	.000	2-5	.400	10	4	14	2.3	20	2	2	3.3
05	BARNES, Chris	4-0	31	7.8	3-8	.375	0-2	.000	0-1	.000	1	3	4	1.0	4	0	1	1.5
03	CAMERON, Tim	3-0	8	2.7	1-3	.333	1-1	1.000	0-0	.000	1	2	3	1.0	1	0	0	1.0
13	VENEGAS, Ivan	4-0	9	2.3	1-4	.250	0-0	.000	0-0	.000	0	2	2	0.5	1	0	0	0.5
24	URBANUS, Hudson	3-0	10	3.3	0-4	.000	0-3	.000	0-0	.000	0	1	1	0.3	1	0	1	0.0
04	MOORE, Adrian	1-0	1	1.0	0-0	.000	0-0	.000	0-0	.000	0	0	0	0.0	0	0	0	0.0
20	MARTINEZ, Jose	3-0	2	0.7	0-1	.000	0-0	.000	0-0	.000	1	0	1	0.3	1	0	0	0.0
Team											6	16	22				1	
Total.....		6	1200		156-336	.464	38-111	.342	81-125	.648	56	162	218	36.3	128	7	100	71.8
Opponents.....		6	1200		155-344	.451	54-130	.415	80-123	.650	56	153	209	34.8	123	-	92	74.0

TEAM STATISTICS	UTEP	OPP
SCORING	431	444
Points per game	71.8	74.0
Scoring margin	-2.2	-
FIELD GOALS-ATT	156-336	155-344
Field goal pct	.464	.451
3 POINT FG-ATT	38-111	54-130
3-point FG pct	.342	.415
3-pt FG made per game	6.3	9.0
FREE THROWS-ATT	81-125	80-123
Free throw pct	.648	.650
F-Throws made per game	13.5	13.3
REBOUNDS	218	209
Rebounds per game	36.3	34.8
Rebounding margin	+1.5	-
ASSISTS	100	92
Assists per game	16.7	15.3
TURNOVERS	96	80
Turnovers per game	16.0	13.3
Turnover margin	-2.7	-
Assist/turnover ratio	1.0	1.2
STEALS	29	43
Steals per game	4.8	7.2
BLOCKS	23	12
Blocks per game	3.8	2.0
ATTENDANCE	18571	8238
Home games-Avg/Game	3-6190	0-0
Neutral site-Avg/Game	-	3-2746

Date	Opponent		Score	Att.
11/12/16	LOUISIANA COLLEGE	w	88-54	6295
@ 11/17/16	vs Wake Forest	L	81-103	2925
@ 11/18/16	vs Western Michigan	w	85-75	4020
@ 11/20/16	vs Mississippi State	L	54-61	1293
11/23/16	SOUTHEASTERN LOUISIANA	L	56-72	6348
12/3/16	NORTHWESTERN STATE	L	67-79	5928

\* = Conference game  
@ = Gildan Charleston Classic

Score by Periods	1st	2nd	Totals
UTEP	220	211	431
Opponents	238	206	444



# UTEP's Last Time Out

## Official Basketball Box Score -- Game Totals -- Final Statistics Northwestern State vs UTEP 12/3/16 7 p.m. at El Paso, Texas (Don Haskins Center)

### Northwestern State 79 • 3-4

#	Player		Total		3-Ptr	Rebounds			PF	TP	A	TO	Blk	Stl	Min
			FG-FGA	FG-FGA	FT-FTA	Off	Def	Tot							
20	Lane, Ishmael	f	4-7	0-0	3-8	2	5	7	1	11	1	4	1	0	25
00	Joseph, Tra'von	g	2-4	1-2	0-0	1	6	7	4	5	2	0	0	1	18
03	Hall, Devonte	g	3-6	3-5	2-5	0	4	4	4	11	6	0	0	1	26
21	Thompson, Sabri	g	2-7	0-4	3-4	1	2	3	0	7	1	3	0	1	27
23	Woodley, Zeek	g	6-12	1-4	1-1	0	3	3	1	14	0	1	1	1	31
01	Sweeney, Iziahiah		2-5	0-2	1-1	0	0	0	4	5	1	1	0	1	16
02	Boyd, Josh		2-3	2-2	2-6	1	3	4	3	8	4	0	0	0	16
10	Kissoonlal, Reginald		1-1	1-1	0-0	0	1	1	1	3	1	0	0	1	4
15	Metoyer, Malik		1-3	0-1	1-2	1	3	4	2	3	1	0	1	1	16
34	Bell, Jordan		2-3	2-3	0-0	0	1	1	1	6	1	1	0	0	9
40	Hamilton, Tanner		0-0	0-0	0-0	0	0	0	0	0	0	0	0	0	4
44	Walker, Bailey		2-2	2-2	0-0	0	0	0	0	6	0	0	0	1	8
Team						1	2	3				1			
Totals			27-53	12-26	13-27	7	30	37	21	79	18	11	3	8	200

FG % 1st Half: 13-28 46.4% 2nd half: 14-25 56.0% Game: 27-53 50.9%  
 3FG % 1st Half: 9-17 52.9% 2nd half: 3-9 33.3% Game: 12-26 46.2%  
 FT % 1st Half: 4-6 66.7% 2nd half: 9-21 42.9% Game: 13-27 48.1%

Deadball  
Rebounds  
4

### UTEP 67 • 2-4

#	Player		Total		3-Ptr	Rebounds			PF	TP	A	TO	Blk	Stl	Min
			FG-FGA	FG-FGA	FT-FTA	Off	Def	Tot							
11	FLAGGERT, Jake	f	4-9	2-7	4-4	0	2	2	5	14	0	0	0	1	27
22	THOMAS, Paul	f	1-6	0-1	0-3	3	7	10	4	2	2	2	0	0	28
41	WILLMS, Matt	c	4-7	0-0	0-0	2	1	3	2	8	0	1	1	0	19
15	ARTIS, Dominic	g	6-15	1-5	3-9	1	8	9	2	16	7	7	0	1	37
21	TOUCHET, Trey	g	3-4	3-4	4-4	0	3	3	3	13	2	2	0	1	30
03	CAMERON, Tim		0-0	0-0	0-0	0	0	0	0	0	0	0	0	0	1
05	BARNES, Chris		1-2	0-1	0-0	0	1	1	3	2	1	1	0	0	11
13	VENEGAS, Ivan		1-1	0-0	0-0	0	0	0	0	2	0	0	0	0	2
20	MARTINEZ, Jose		0-1	0-0	0-0	1	0	1	0	0	0	0	0	0	1
23	BARRETT, Deon		3-6	2-5	0-0	0	1	1	2	8	1	0	0	0	20
24	URBANUS, Hudson		0-3	0-2	0-0	0	1	1	1	0	1	0	0	0	7
54	JONES, Kelvin		1-2	0-0	0-1	2	1	3	5	2	0	2	2	0	17
Team						0	4	4							
Totals			24-56	8-25	11-21	9	29	38	27	67	14	15	3	3	200

FG % 1st Half: 13-27 48.1% 2nd half: 11-29 37.9% Game: 24-56 42.9%  
 3FG % 1st Half: 5-13 38.5% 2nd half: 3-12 25.0% Game: 8-25 32.0%  
 FT % 1st Half: 3-6 50.0% 2nd half: 8-15 53.3% Game: 11-21 52.4%

Deadball  
Rebounds  
3

Officials: Kerry Sitton, Roland Simmons, Ross Cullins, Jr.  
 Technical fouls: Northwestern State-Kissoonlal, Reginald. UTEP-None.  
 Attendance: 5928

Score by periods	1st	2nd	Total
Northwestern State	39	40	79
UTEP	34	33	67

	In	Off	2nd	Fast	
Points	Paint	T/O	Chance	Break	Bench
NWST	20	16	9	2	31
UTEP	28	8	7	2	14

Last FG - NWST 2nd-01:01, UTEP 2nd-00:45.  
 Largest lead - NWST by 13 2nd-02:48, UTEP by 5 1st-18:38.  
 NWST led for 36:08. UTEP led for 03:15. Game was tied for 00:37.

Score tied - 1 time.  
 Lead changed - 1 time.

# By The Numbers

## SINGLE GAME HIGHS (2016-17 SEASON)

### New Mexico

**Points:** 31 - Tim Williams vs. Houston Baptist (11-14-16)  
**FG Made:** 10 - Tim Williams vs. Houston Baptist (11-14-16)  
**FG Att:** 17 - Elijah Brown (2x)  
**FG %\*:** .909 - Tim Williams vs. Houston Baptist (11-14-16)  
**3FG Made:** 3 - Elijah Brown vs. Dayton (11-27-16)  
**3FG Att:** 11 - Elijah Brown at Illinois State (12-3-16)  
**FT Made:** 11 - Tim Williams vs. Houston Baptist (11-14-16)  
**FT Att:** 13 - Tim Williams vs. NMSU (11-18-16)  
**FT %\*:** 100% - 12 Players  
**Rebounds:** 11 - Tim Williams (3X)/ Joe Furstinger  
**Assists:** 8 - Jordan Hunter vs. Idaho State (11-11-16)  
**Steals:** 4 - Damien Jefferson vs. NMSU (11-18-16)  
**Blocks:** 3 - Obij Aget (2x)

\*Minimum eight attempts

### Opponents

**Points:** 25 - Two Players  
**FG Made:** 9 - Ethan Telfair, ISU (11-11-16)  
**FG Att:** 23 - Ethan Telfair, ISU (11-11-16)  
**FG %\*:** .833 - Robert Jones, ISU (11-11-16)  
**3FG Made:** 5 - Two Players  
**3FG Att:** 12 - Colter Lasher, HBU (11-14-16)  
**FT Made:** 9 - Justin Robinson, VT (11-24-16)  
**FT Att:** 10 - Justin Robinson, VT (11-24-16)  
**FT %\*:** 1.000 - Three Players  
**Rebounds:** 12 - Ethan Telfair, ISU (11-11-16)  
**Assists:** 11 - Paris Lee, ILS (12-3-16)  
**Steals:** 6 - Ethan Telfair, ISU (11-11-16)  
**Blocks:** 2 - Two Players

\*Minimum eight attempts

## NEW MEXICO'S RECORD WHEN...

	All Games	MW
Leading at the half:	3-1	0-0
Trailing at the half:	2-2	0-0
Tied at the half:	0-0	0-0
Outrebounding opponent:	4-1	0-0
Outrebounded by opponent:	1-2	0-0
Commit more turnovers than opponent:	1-3	0-0
Commit less turnovers than opponent:	4-0	0-0
Commit more than 10 turnovers:	4-3	0-0
Commit less than 10 turnovers:	1-0	0-0
When shooting 50.0% or higher:	2-0	0-0
When shooting less than 50.0%:	3-3	0-0
Overtime games:	0-0	0-0
More bench points than opponent:	5-1	0-0
Inside The Pit:	4-0	0-0
On the Road:	0-1	0-0
At a neutral site:	1-2	0-0
Against ranked teams:	0-0	0-0
In cherry jerseys:	1-2	0-0
In silver jerseys:	0-0	0-0
In white jerseys:	3-0	0-0
In anthracite jerseys:	0-1	0-0
In turquoise jerseys:	1-0	0-0
In November:	5-2	0-0
In December:	0-1	0-0
In January:	0-0	0-0
In February:	0-0	0-0
In March:	0-0	0-0
When UNM scores less than 50 points:	0-0	0-0
When UNM scores 50-60 points:	0-1	0-0
When UNM scores 60-70 points:	1-0	0-0
When UNM scores 70-80 points:	1-2	0-0
When UNM scores 80+ points:	3-0	0-0

## CHARTING THE NUMBERS

	Season	Career
<b>Double-Digit Scoring Games</b>		
Elijah Brown	7	38 (20-18)
Tim Williams	6	35 (20-15)
Obij Aget	1	18 (10-8)
Sam Logwood	3	13 (8-5)
Xavier Adams	1	5 (3-2)
Jalen Harris	1	1 (1-0)
Jordan Hunter	1	2 (0-2)
Dane Kuiper	0	1 (1-0)
Anthony Mathis	0	1 (1-0)
Damien Jefferson	1	1 (0-1)
<b>30-Point Games</b>		
Tim Williams	1	1 (1-0)
<b>20-Point Games</b>		
Elijah Brown	2	20 (10-10)
Tim Williams	3	14 (10-4)
Sam Logwood	1	1 (1-0)
<b>Scoring Leaders</b>		
Elijah Brown	4	26 (13-13)
Tim Williams	5	12 (6-6)
Obij Aget	0	4 (1-3)
Sam Logwood	1	3 (3-0)
<b>10+ Rebound Games</b>		
Tim Williams	3	9 (6-3)
Obij Aget	0	8 (4-4)
Elijah Brown	0	2 (0-2)
Joe Furstinger	1	1 (0-1)
<b>Rebounding Leaders</b>		
Tim Williams	4	23 (12-11)
Obij Aget	0	20 (10-9)
Elijah Brown	1	8 (5-3)
Sam Logwood	0	2 (2-0)
Tim Jacobs	0	2 (1-1)
Joe Furstinger	1	2 (0-2)
Damien Jefferson	1	1 (0-1)
<b>Double-Doubles</b>		
Tim Williams	3	9 (6-3)
Obij Aget	0	8 (4-4)
Elijah Brown	0	2 (0-2)
<b>Assist Leaders</b>		
Elijah Brown	3	16 (9-7)
Tim Jacobs	0	16 (6-10)
Sam Logwood	1	7 (2-5)
Dane Kuiper	0	2 (2-0)
Tim Williams	0	1 (1-0)
Joe Furstinger	1	2 (1-1)
Jordan Hunter	3	4 (2-2)
Aher Uguak	1	1 (1-0)
Xavier Adams	0	1 (1-0)

\* ( ) Team's record in those games

## SCORING MARGIN BREAKDOWN

Total	1	2	3	4	5	6	7	8	9	10	11-15	16-20	21+
Win	0	0	0	0	0	0	0	0	1	0	2	2	0
Loss	0	0	0	0	0	0	1	0	0	0	0	1	0

**Dunks:** Logwood (6), Williams (6), Aget (8), Adams (4), Jefferson (2), Furstinger (1), MacDougall (1)  
**Charges:** Adams (2), Hunter (2)

# The Last Time It Happened

## ***NEW MEXICO***

### As A Team:

Scored 100 Points:	105 - CSUN (11-25-16)
Scored 90-99 Points:	95 - Houston Baptist (11-14-16)
Scored 80-89 Points:	81 - Idaho State (11-11-16)
Scored Less Than 50 Points:	46 - San Diego State (2-17-15)
Scored Less Than 40 Points:	34 - at #25 San Diego State (1-26-13)
Won By 30 Points:	W, 88-52 - Alabama A&M (11-17-13)
Won By 20 Points:	W, 85-55 - Air Force (1-27-16)
Lost By 20-29 Points:	L, 92-72 - Virginia Tech (11-24-16)
Lost By 30 Points:	L, 96-66 - vs. BYU (12-23-15)
Shot 65% Or Better:	69.2% (27-39) - at Air Force (1-15-05)
Shot 60% Or Better:	64.9% (37-57) - CSUN (11-25-16)
Shot Less Than 35%:	33.8% (24-71) - at San Diego State (2-6-16)
Shot Less Than 30%:	29.8% (14-47) - at San Diego State (1-6-15)
Shot 60% 3FG Or Better:	70% (7-10) - at San Jose State (1-23-16)
Shot Less Than 30% 3FG:	23.5% (4-17) - at Illinois State (12-3-16)
Made 10 Three-Pointers:	11 (of 37) - at Air Force (2-20-16)
Shot 85% On Free Throws:	85.7% (18-21) - at Illinois State (12-3-16)
Shot Less Than 50% On FTs:	45.5% (5-11) - at Air Force (3-9-13)
Had 50 Rebounds:	58 - vs. UAB (11-21-13)
Had 20 Offensive Rebounds:	23 - at USC (11-21-15)
Had 20 Assists:	22 - Rice (12-19-15)
Had 20 Turnovers:	20 - San Diego State (3-1-16)
Had Less Than 10 Turnovers:	8 - vs. Abilene Christian (11-30-16)
Had 10 Steals:	10 - Utah State (1-9-16)
Had 10 Blocks:	12 - vs. UMass (11-22-13)
Had Two or More 20-Point Scorers:	vs. CSUN (11-25-16) Elijah Brown (21) & Tim Williams (21)
Had 6 Double-Digit Scorers:	North Dakota (1-7-12)
Had 5 Double-Digit Scorers:	Wyoming (1-16-16)
Had No Double-Digit Scorers:	at San Diego State (1-6-15)
Had Two 10+ Rebounders:	at USC (11-21-15) Tim Williams (15) & Obij Aget (11)
Scored 50 Points In 1st Half:	54 - CSUN (11-25-16)
Scored 50 Points In 2nd Half:	51 - CSUN (11-25-16)
Scored 20 Or Fewer Points In 1st Half:	17 - Wyoming (3-7-15)
Scored 20 Or Fewer Points In 2nd Half:	15 - at #25 San Diego State (1-26-13)
Failed To Make a 3FG:	(0-10) - vs. Washington State (12-25-15)
Defeated a Ranked Team:	W, 66-53 vs. #24/#24 Colorado State (1-3-15)
Lost To a Ranked Team:	L, 70-58 at #11/#11 Purdue (12-5-15)
Won an OT Game:	W, 52-49 vs. Wyoming (3-7-15)
Lost an OT Game:	L, 78-71 at San Diego State (2-6-16)
Won a 2OT Game:	W, 97-94 vs. UAB (11-21-13)
Lost a 2OT Game:	L, 73-76 at Dayton (1-1-10)
Won a 3OT Game:	W, 104-99, Fresno State (3-8-96)
Lost a 3OT Game:	Never
<u>As An Individual:</u>	
Had a Triple-Double:	Luc Longley (17 pts, 14 rebs, 10 assts) vs. Penn State (3-28-90)
Had a Double-Double (Pts/Reb):	Tim Williams (19 pts & 11 reb) Virginia Tech (11-24-16)
Had a Double-Double (Pts/Asst):	Kendall Williams (11 pts & 10 assts) at Nevada (3-2-14)
Scored 20+ Pts with 10+ Rebs:	Tim Williams (31 pts & 11 rebs) Houston Baptist (11-14-16)
Scored 30 Points:	Tim Williams (31) - Houston Baptist (11-14-16)
Scored 30 Points (MW Only):	Elijah Brown (41) Fresno State (2-27-16)
Scored 20 Points:	Elijah Brown (21) - at Illinois State (12-3-16)
Scored 20 Points (MW Only):	Elijah Brown (26) Boise State (2-17-16)
Had 20 Rebounds:	Drew Gordon (20) UNLV (2-18-12)
Had 15 Rebounds:	Tim Williams (15) at USC (11-21-15)
Had 10 Assists:	Kendall Williams (10) at Nevada (3-2-14)
Had 5 Steals:	Demetrius Walker (5) Montana (12-20-11)
Had 5 Blocks:	Obij Aget (5) vs. Rice (12-19-15)

## ***VERSUS NEW MEXICO***

### As A Team:

Scored 100 Points:	103 - New Mexico State (12-5-06)
Scored 90 Points:	92 - Virginia Tech (11-24-16)
Scored 80-89 Points:	89 - CSUN (11-25-16)
Scored Less Than 50 Points:	49 - Wyoming (3-7-15)
Scored Less Than 40 Points:	38 - Wyoming (2-11-12)
Shot 50% Or Better:	51.8% (29-56) - CSUN (11-25-16)
Shot Less Than 35%:	30.4% (17-56) - San Jose State (2-13-16)
Shot Less Than 30%:	27.6% (16-58) - Air Force (1-27-16)
Shot 50% 3FG Or Better:	60% (9-15) - San Diego State (3-1-16)
Shot Less Than 20% 3FG:	14.8% (4-27) - at San Diego State (2-6-16)
Made 10 Three-Pointers:	1
Shot 75% On Free Throws:	82.8% (24-29) - CSUN (11-25-16)
Shot Less Than 50% On FT's:	43.8% (7-16) - Boise State (2-17-16)
Had 50 Rebounds:	51 - at Purdue (12-5-15)
Had 20 Offensive Rebounds:	21 - at Fresno State (1-2-16)
Had 20 Assists:	20 - Virginia Tech (11-24-16)
Had 20 Turnovers:	21 - CSUN (11-25-16)
Had Less Than 10 Turnovers:	9 - Dayton (11-27-16)
Had 10 Steals:	10 - Idaho State (11-11-16)
Had 10 Blocks:	11 - at USC (11-21-15)
Had 30-Point and 20-Point Scorers:	Fresno State (2-27-16) Marvelle Harris (32) & Julien Lewis (21)
Had Two or More 20-Point Scorers:	CSUN (11-25-16) Darin Johnson (22) & Aaron Parks (20)
Had 6 Double-Digit Scorers:	TCU (2-25-12)
Had 5 Double-Digit Scorers:	CSUN (11-25-16)
Had No Double-Digit Scorers:	ULM (12-13-14)
Had Two 10+ Rebounders:	Nevada (3-10-16) Cameron Oliver (15) & Elijah Foster (11)
Scored 50+ Points In 1st Half:	50 - UTEP (12-3-06)
Scored 50+ Points In 2nd Half:	51 - Fresno State (2-27-16)
Scored 20 Or Less Points In 1st Half:	18 - Utah State (1-9-16)
Scored 20 Or Less In 2nd Half:	19 - New Mexico State (12-3-14)
Scored 15 Or Less Points In 1st Half:	14 - Wyoming (3-7-15)
Failed To Make a 3FG:	(0-7) - New Mexico State (12-16-15)
<u>As An Individual:</u>	
Had a Triple-Double:	Ethan Telfair (25 pts, 12 rebs, 10 assts) Idaho State (11-11-16)
Had a Double-Double (Pts/Reb):	Cameron Oliver (26 pts & 15 rebs) Nevada (3-10-16)
Had a Double-Double (Pts/Asst):	Paris Lee (18 pts, 11 Asst.) Illinois State (12-3-16)
Had 20+ Points & 10+ Rebounds:	Ethan Telfair (25 pts & 12 reb) Idaho State (11-11-16)
Scored 30+ Points in Back-to-Back Games Vs. UNM:	Derrick Marks Boise State
Scored 30 Points:	31 points (1-18-15) & 30 points (2-24-15)
Scored 30 Points (MW Only):	Marvelle Harris (32) - Fresno State (2-27-16)
Scored 20 Points:	Marvelle Harris (32) - Fresno State (2-27-16)
Scored 20 Points (MW Only):	Darin Johnson (22) - CSUN (11-25-16)
Had 20 Rebounds:	Tyron Criswell (20) - Nevada (3-5-16)
Had 15 Rebounds:	Ryan Watkins (22) - Boise State (1-21-14)
Had 10 Assists:	Cameron Oliver (26 pts) - Nevada (3-10-16)
Had 5 Steals:	Paris Lee (11) - Illinois State (12-3-16)
Had 5 Blocks:	Ethan Telfair (6) - Idaho State (11-11-16) Stephen Zimmerman, Jr., (5) - UNLV (2-2-16)



# Welcome to The Pit, A Mile High and Louder Than...



## WHAT THEY ARE SAYING

"What a terrific atmosphere for college basketball. Great building... Great history... 18,000 screaming fans. It's big time college hoops, baby!"  
- Dick Vitale, ESPN

"I consider the game we played in Albuquerque in 1978 one of the most exciting of my career. The Pit is the toughest place to play because of their tremendous atmosphere."

-Jim Boeheim, Syracuse head coach

"When you go into a place like The Pit, there will be challenge different from a regular road game. The crowd can dictate the tempo and momentum. The Pit crowd forces you to be patient."

-Lute Olsen, former Arizona head coach

"A mile high but 37 feet underground, the Pit in Albuquerque has been the site of many mind-blowing college basketball games, including North Carolina State's upset of Houston in '83 and just about any New Mexico home game. The noise created by fans, which has been measured at 125 decibels -- the pain threshold for the human ear is 130 -- is a palpable force."

-Sports Illustrated

- Voted one of "The Top Five Loudest, Most Intimidating Places to Play" by NCAA.com
- Ranked in the top 20 sporting venues of the 20th century by Sports Illustrated
- USA Today ranked The Pit in its "Ten Great Places to Get Pumped for NCAA Action"
- According to Fox Sports, it's one of the top ten "old school" college basketball arenas in the country

## THE GREATEST GAME EVER PLAYED



WisePies Arena - The Pit was the site of one of the greatest college basketball games ever played. It hosted the 1983 national championship game that saw the NC State Wolfpack upset Hakeem Olajuwon, Clyde Drexler and the Houston Cougars. Coach Jimmy Valvano and the Wolfpack downed the Cougars on a last second put back by Lorenzo Charles. The iconic shot of the late Valvano running onto the court looking for a hug is one of the lasting images in college basketball history.

## ABOUT THE PIT

- Built in 1966 (\$1.4 million)
- Capacity of 15,411 (previously 18,018)
- \$60 million renovation was completed in 2010
- New floor installed before the 2013-14 season
- Seating includes 40 suites and a club area
- Officially named WisePies Arena on Dec. 1, 2014 after \$5 million gift for naming rights by local New Mexico business. It is still referred to as The Pit, its officially-recognized nickname.
- Less than 30 of 345 NCAA Division I basketball programs play in a college-only arena named after a business or organization founded or headquartered in its home state.
- The Lobos have averaged an astounding 15,410 fans in 49 out of 50 years, an amazing 95% of capacity
- Has ranked in the top 25 in attendance nationally every season since the 1966-67 season with 35 seasons in the top ten in the NCAA in attendance
- Led the Mountain West in attendance in 11 of the conference's 16 years of existence
- New Mexico's all-time winning percentage in WisePies Arena - The Pit is over 81 percent.
- The floor is named Bob King Court in honor of the former head coach who led the Lobos from 1963 to 1972.



# The 2016-17 Lobo Men's Basketball Program



# The 2016-17 Lobos



**Aher Uguak**  
6'7" - 206 lbs. - Freshman - Guard/Forward  
Edmonton, Canada (Henry Ainley HS)

## NOTEWORTHY :

- Graduated and played at Henry Ainley HS
- Two-time Provincial Champion
- Rated as one of the best high school players in Western Canada
- Played for Drive Elite's summer team
- Named 2015 Alberta NPH Showcase Camp MVP

## GAME-BY-GAME STATISTICS

Opponent	Date	GS	Min	FG-A	3FG-A	FT-A	O-D-TR	PF	A	TO	B	S	PTS
Idaho State	11-11-16	7	0-1	0-0	0-0	1-0-1	0	0	1	0	0	0	0
Houston Baptist	11-14-16	14	2-3	1-1	0-0	0-1-1	2	1	0	0	2	5	5
New Mexico State	11-18-16	3	0-1	0-0	0-0	1-0-1	0	0	0	0	0	0	0
vs. Virginia Tech	11-24-16	11	0-1	0-0	2-2	0-0-0	0	0	0	0	0	2	2
vs. CSUN	11-25-16	9	1-1	0-0	0-2	0-0-0	0	0	0	0	2	2	2
vs. Dayton	11-27-16	2	0-0	0-0	0-0	0-0-0	1	0	0	0	0	0	0
Abilene Christian	11-30-16	10	0-1	0-1	0-0	0-0-0	0	1	0	0	0	0	0
at Illinois State	12-03-16					DNP							
UTEP	12-07-16												
at New Mexico S.	12-10-16												
Arkansas-Pine Bluff	12-17-16												
at Arizona	12-20-16												
Fresno State*	12-28-16												
at San Diego State*	01-01-17												
at Utah State*	01-04-17												
Nevada*	01-07-17												
UNLV*	01-10-17												
at Colorado State*	01-14-17												
at Boise State*	01-17-17												
Wyoming*	01-21-17												
Utah State*	01-24-17												
at Nevada*	01-28-17												
at UNLV*	02-01-17												
San Jose State*	02-04-17												
at Air Force*	02-08-17												
Boise State*	02-14-17												
at Fresno State*	02-18-17												
Colorado State*	02-21-17												
at Wyoming*	02-25-17												
San Diego State*	03-04-17												

## SEASON HIGHS

**Points:** 5 vs. Houston Baptist (11-14-16)  
**FG:** 2 vs. Houston Baptist (11-14-16)  
**FGA:** 3 vs. Houston Baptist (11-14-16)  
**3FG:** 1 vs. Houston Baptist (11-14-16)  
**3FGA:** 1 vs. Houston Baptist (11-14-16)  
**FT:** 2 vs. Virginia Tech (11-24-16)  
**FTA:** 2 (2x) Last Time vs. CSUN (11-25-16)  
**Rebounds:** 1 (3x) Last time vs. NMSU (11-18-16)  
**Assists:** 1 (2x) vs. Abilene Christian (11-30-16)  
**Blocks:** N/A  
**Steals:** 2 (2x) Last Time vs. CSUN (11-25-16)  
**Minutes Played:** 14 vs. Houston Baptist (11-14-16)

## CAREER HIGHS

**Points:** 5 vs. Houston Baptist (11-14-16)  
**FG:** 2 vs. Houston Baptist (11-14-16)  
**FGA:** 3 vs. Houston Baptist (11-14-16)  
**3FG:** 1 vs. Houston Baptist (11-14-16)  
**3FGA:** 1 vs. Houston Baptist (11-14-16)  
**FT:** N/A  
**FTA:** N/A  
**Rebounds:** 1 (3x) Last time vs. NMSU (11-18-16)  
**Assists:** 1 (2x) vs. Abilene Christian (11-30-16)  
**Blocks:** N/A  
**Steals:** 2 vs. Houston Baptist (11-14-16)  
**Minutes Played:** 14 vs. Houston Baptist (11-14-16)

## MISCELLANEOUS STATISTICS

	SEASON	CAREER
Led Team in Steals	1	1

## CAREER STATISTICS

Season	gp-gs	min/avg	Total fg-fga pct	3-Point fg-fga pct	F-Throws ft-fa pct	Rebounds off def tot avg	pf	fo	ast	to	blk	stl	Scoring pts avg
2016-17	7-0	56/8.0	3-8 .375	1-2 .500	2-4 .500	2 1 3 0.4	4	0	2	1	0	4	9 1.3
TOTAL	7-0	56/8.0	3-8 .375	1-2 .500	2-4 .500	2 1 3 0.4	4	0	2	1	0	4	9 1.3

# The 2016-17 Lobos



**Jordan Hunter**  
5'11" - 180 lbs. - Sophomore - Guard  
Beaumont, Texas (Ozen HS)

## NOTEWORTHY :

- Led Lobos in assists with eight and steals with two in season opener
- Scored a career-tying 10 points against Virginia Tech on 11-24-16
- District Co-MVP as a senior in high school
- Reached the championship game of the 2015 Texas 5A state tournament

## GAME-BY-GAME STATISTICS

Opponent	Date	GS	Min	FG-A	3FG-A	FT-A	O-D-TR	PF	A	TO	B	S	PTS
Idaho State	11-11-16 *	34	1-6	0-3	4-6	1-5-6	3	8	2	0	2	6	
Houston Baptist	11-14-16 *	17	2-3	1-2	4-4	1-4-5	2	2	1	0	1	9	
New Mexico State	11-18-16 *	25	1-2	0-1	0-0	1-2-3	2	2	2	0	0	2	
vs. Virginia Tech	11-24-16 *	24	4-7	2-4	0-0	1-1-2	2	4	2	0	1	10	
vs. CSUN	11-25-16 *	30	2-5	1-1	4-4	0-1-1	2	4	1	0	2	9	
vs. Dayton	11-27-16 *	27	2-7	2-4	0-0	0-3-3	2	1	3	0	0	6	
Abilene Christian	11-30-16 *	22	0-2	0-0	0-0	0-2-2	1	1	1	0	0	0	
at Illinois State	12-03-16 *	27	2-8	0-2	2-2	0-2-2	5	7	2	0	1	6	
UTEP	12-07-16												
at New Mexico S.	12-10-16												
Arkansas-Pine Bluff	12-17-16												
at Arizona	12-20-16												
Fresno State*	12-28-16												
at San Diego State*	01-01-17												
at Utah State*	01-04-17												
Nevada*	01-07-17												
UNLV*	01-10-17												
at Colorado State*	01-14-17												
at Boise State*	01-17-17												
Wyoming*	01-21-17												
Utah State*	01-24-17												
at Nevada*	01-28-17												
at UNLV*	02-01-17												
San Jose State*	02-04-17												
at Air Force*	02-08-17												
Boise State*	02-14-17												
at Fresno State*	02-18-17												
Colorado State*	02-21-17												
at Wyoming*	02-25-17												
San Diego State*	03-04-17												

## SEASON HIGHS

**Points:** 10 vs. Virginia Tech (11-24-16)  
**FG:** 4 vs. Virginia Tech (11-24-16)  
**FGA:** 8 vs. Illinois State (12-3-16)  
**3FG:** 2 (2x) Last time vs. Dayton (11-27-16)  
**3FGA:** 4 (2x) Last time vs. Dayton (11-27-16)  
**FT:** 4 (3x) Last time vs. CSUN (11-25-16)  
**FTA:** 6 vs. Idaho State (11-11-16)  
**Rebounds:** 6 vs. Idaho State (11-11-16)  
**Assists:** 8 vs. Idaho State (11-11-16)  
**Blocks:** N/A  
**Steals:** 2 vs. Idaho State (11-11-16)  
**Minutes Played:** 34 vs. Idaho State (11-11-16)

## CAREER HIGHS

**Points:** 10 (2x) Last Time vs. Virginia Tech (11-24-16)  
**FG:** 4 vs. Virginia Tech (11-24-16)  
**FGA:** 8 vs. Illinois State (12-3-16)  
**3FG:** 2, (4x) Last time vs. Dayton (11-27-16)  
**3FGA:** 4 (2x) Last time vs. Dayton (11-27-16)  
**FT:** 4 (4x) Last time vs. CSUN (11-25-16)  
**FTA:** 6 vs. Idaho State (11-11-16)  
**Rebounds:** 6 vs. Idaho State (11-11-16)  
**Assists:** 8 vs. Idaho State (11-11-16)  
**Blocks:** 1 vs. Northern Iowa (12-12-15)  
**Steals:** 3 vs. Utah State (1-9-16)  
**Minutes Played:** 34 vs. Idaho State (11-11-16)

## MISCELLANEOUS STATISTICS

Double-Digit Scoring  
 Led Team in Blocks  
 Led Team in Assists  
 Led Team in Steals

### SEASON

3  
2

### CAREER

1  
1  
4  
2

## CAREER STATISTICS

Season	gp-gs		min/avg		Total fg-fga		3-Point fg-fga		F-Throws ft-fa		Rebounds				Scoring			
	gp	gs	min	avg	fg	pct	fg	pct	ft	pct	off	def	tot	avg	pts	fo	ast	to
2015-16	28	1	253	9.0	23	.434	10	.417	7	.700	3	23	26	0.9	63	0	31	26
2016-17	8	8	206	25.8	14	.350	6	.353	14	.875	4	20	24	3.0	48	1	29	14
TOTAL	36	9	459	12.8	37	.398	16	.390	21	.808	7	43	50	1.4	111	1	60	40



# The 2016-17 Lobos



**Elijah Brown**  
6'4" - 200 lbs. - RS-Junior - Guard  
Orange County, Calif. (Butler)

## NOTEWORTHY :

- Named MW Preseason Player of the Year
- 2017 Jerry West Award Watch List
- 41 against Fresno State last season is most in WisePies Arena since 2003
- 33 points against San Jose State last season is school record off the bench
- 15-for-15 FT shooting vs. Nevada last year was one short of school record
- Son of former NBA head coach Mike Brown

## GAME-BY-GAME STATISTICS

Opponent	Date	GS	Min	FG-A	3FG-A	FT-A	O-D-TR	PF	A	TO	B	S	PTS
Idaho State	11-11-16	*	30	5-13	1-6	3-4	1-3-4	3	4	6	0	1	14
Houston Baptist	11-14-16	*	28	1-8	0-5	4-4	0-2-2	1	5	4	0	2	6
New Mexico State	11-18-16	*	34	6-17	1-7	6-8	0-8-8	1	2	2	0	1	19
vs. Virginia Tech	11-24-16	*	25	5-13	2-7	4-6	1-3-4	3	0	2	0	0	16
vs. CSUN	11-25-16	*	28	7-11	3-5	4-6	1-2-3	3	7	2	0	1	21
vs. Dayton	11-27-16	*	32	4-14	3-8	5-5	0-5-5	1	3	3	0	0	16
Abilene Christian	11-30-16	*	32	5-12	2-4	1-3	0-9-9	1	2	0	0	2	13
at Illinois State	12-03-16	*	30	6-17	3-11	6-6	0-5-5	2	4	4	0	3	21
UTEP	12-07-16												
at New Mexico S.	12-10-16												
Arkansas-Pine Bluff	12-17-16												
at Arizona	12-20-16												
Fresno State*	12-28-16												
at San Diego State*	01-01-17												
at Utah State*	01-04-17												
Nevada*	01-07-17												
UNLV*	01-10-17												
at Colorado State*	01-14-17												
at Boise State*	01-17-17												
Wyoming*	01-21-17												
Utah State*	01-24-17												
at Nevada*	01-28-17												
at UNLV*	02-01-17												
San Jose State*	02-04-17												
at Air Force*	02-08-17												
Boise State*	02-14-17												
at Fresno State*	02-18-17												
Colorado State*	02-21-17												
at Wyoming*	02-25-17												
San Diego State*	03-04-17												

## SEASON HIGHS

**Points:** 21 (2x) vs. Illinois State (12-3-16)  
**FG:** 7 vs. CSUN (11-25-16)  
**FGA:** 17 (2x) vs. Illinois State (12-3-16)  
**3FG:** 3 (4x) vs. Illinois State (12-3-16)  
**3FGA:** 11 vs. Illinois State (12-3-16)  
**FT:** 6 (2x) vs. Illinois State (12-3-16)  
**FTA:** 8 vs. NMSU (11-18-16)  
**Rebounds:** 9 vs. Abilene Christian (11-30-16)  
**Assists:** 7 vs. CSUN (11-25-16)  
**Blocks:** N/A  
**Steals:** 3 vs. Illinois State (12-3-16)  
**Minutes Played:** 34 vs. NMSU (11-18-16)

## CAREER HIGHS

**Points:** 41 vs. Fresno State (2-27-16)  
**FG:** 11 vs. Fresno State (2-27-16)  
**FGA:** 23 vs. Fresno State (2-27-16)  
**3FG:** 7 at Air Force (2-20-16)  
**3FGA:** 13 at Air Force (2-20-16)  
**FT:** 15 vs. Nevada (12-30-15)  
**FTA:** 15 vs. Nevada (12-30-15)  
**Rebounds:** 11 vs. Fresno State (2-27-16)  
**Assists:** 7 vs. CSUN (11-25-16)  
**Blocks:** 1, Twice  
**Steals:** 3 (2x) vs. Illinois State (12-3-16)  
**Minutes Played:** 43 at San Diego State (2-6-16)

## MISCELLANEOUS STATISTICS

	SEASON	CAREER
30+ Scoring		6
20+ Scoring	2	20
10+ Rebounds		2
Double-Doubles		2
Double-Digit Scoring	6	37
Led Team in Scoring	4	26
Led Team in Assists	3	16
Led Team in Rebounds	2	9
Led Team in Steals	3	18

## CAREER STATISTICS

Season	gp-gs	min/avg	Total fg-fga pct	3-Point fg-fga pct	F-Throws ft-fga pct	Rebounds off def tot avg	pf fo ast to blk stl	Scoring pts avg
2015-16	32-29	1078/33.7	194-453 .428	89-226 .394	217-255 .851	22 154 176 5.5	64 0 100 109 2 35	694 21.7
2016-17	8-8	239/29.9	39-105 .371	15-53 .283	33-42 .786	3 37 40 5.0	15 0 27 25 0 10	126 15.8
TOTAL	40-37	1317/32.9	233-558 .418	104-279 .373	250-297 .842	25 191 216 5.4	79 0 127 134 2 45	820 20.5



# The 2016-17 Lobos



**Jalen Harris**  
6'2" - 156 lbs. - Freshman - Guard  
Wilson, N.C. (Word of God Academy)

## NOTEWORTHY :

- Played at same high school as UK standout and NBA star John Wall
- Rated a top-15 recruit in the state of North Carolina
- Leader on Word of God basketball team that was rated in top-40 in N.C.
- Played for John Wall's summer team

## GAME-BY-GAME STATISTICS

Opponent	Date	GS	Min	FG-A	3FG-A	FT-A	O-D-TR	PF	A	TO	B	S	PTS
Idaho State	11-11-16	5	0-0	0-0	0-0	0-0-0	4	2	0	0	1	0	
Houston Baptist	11-14-16	23	4-4	1-1	4-6	0-1-1	1	4	3	0	1	13	
New Mexico State	11-18-16	15	0-2	0-0	0-0	0-3-3	2	1	2	0	2	0	
vs. Virginia Tech	11-24-16	16	2-3	0-0	1-1	0-0-0	1	3	1	0	0	5	
vs. CSUN	11-25-16	11	2-3	0-0	0-0	0-1-1	0	0	1	0	1	4	
vs. Dayton	11-27-16	13	0-0	0-0	0-0	0-0-0	2	1	1	0	0	0	
Abilene Christian	11-30-16	18	1-2	0-1	0-0	0-0-0	0	2	0	0	0	2	
at Illinois State	12-03-16	13	1-2	0-0	1-2	0-2-2	1	0	0	0	3	3	
UTEP	12-07-16												
at New Mexico S.	12-10-16												
Arkansas-Pine Bluff	12-17-16												
at Arizona	12-20-16												
Fresno State*	12-28-16												
at San Diego State*	01-01-17												
at Utah State*	01-04-17												
Nevada*	01-07-17												
UNLV*	01-10-17												
at Colorado State*	01-14-17												
at Boise State*	01-17-17												
Wyoming*	01-21-17												
Utah State*	01-24-17												
at Nevada*	01-28-17												
at UNLV*	02-01-17												
San Jose State*	02-04-17												
at Air Force*	02-08-17												
Boise State*	02-14-17												
at Fresno State*	02-18-17												
Colorado State*	02-21-17												
at Wyoming*	02-25-17												
San Diego State*	03-04-17												

## SEASON HIGHS

**Points:** 13 vs. Houston Baptist (11-14-16)  
**FG:** 4 vs. Houston Baptist (11-14-16)  
**FGA:** 4 vs. Houston Baptist (11-14-16)  
**3FG:** 1 (2x) Last time vs. Virginia Tech (11-24-16)  
**3FGA:** 1 (3x) Last time vs. Abilene Christian (11-30-16)  
**FT:** 4 vs. Houston Baptist (11-14-16)  
**FTA:** 6 vs. Houston Baptist (11-14-16)  
**Rebounds:** 3 vs. NMSU (11-18-16)  
**Assists:** 4 vs. Houston Baptist (11-14-16)  
**Blocks:** N/A  
**Steals:** 3 vs. Illinois State (12-3-16)  
**Minutes Played:** 23 vs. Houston Baptist (11-14-16)

## CAREER HIGHS

**Points:** 13 vs. Houston Baptist (11-14-16)  
**FG:** 4 vs. Houston Baptist (11-14-16)  
**FGA:** 4 vs. Houston Baptist (11-14-16)  
**3FG:** 1 (2x) Last time vs. Virginia Tech (11-24-16)  
**3FGA:** 1 (3x) Last time vs. Abilene Christian (11-30-16)  
**FT:** 4 vs. Houston Baptist (11-14-16)  
**FTA:** 6 vs. Houston Baptist (11-14-16)  
**Rebounds:** 3 vs. NMSU (11-18-16)  
**Assists:** 4 vs. Houston Baptist (11-14-16)  
**Blocks:** N/A  
**Steals:** 3 vs. Illinois State (12-3-16)  
**Minutes Played:** 23 vs. Houston Baptist (11-14-16)

## MISCELLANEOUS STATISTICS

	SEASON	CAREER
Double-Digit Scoring	1	1
Lead Team in Steals	1	1

## CAREER STATISTICS

			Total		3-Point		F-Throws		Rebounds										Scoring	
Season	gp-gs	min/avg	fg-fga	pct	fg-fga	pct	ft-fa	pct	off	def	tot	avg	pf	fo	ast	to	blk	stl	pts	avg
2016-17	8-0	114/14.3	10-15	.667	1-2	.500	6-9	.667	0	7	7	0.9	11	0	13	8	0	8	27	3.4
TOTAL	8-0	114/14.3	10-15	.667	1-2	.500	6-9	.667	0	7	7	0.9	11	0	13	8	0	8	27	3.4

# The 2016-17 Lobos



**Obij Aget**  
 7'1" - 220 lbs. - Senior - Center  
 Juba, South Sudan (La Lumiere HS)

## NOTEWORTHY :

- Had career-high 16 points in win over CSUN on 11-25-16
- 64 percent shooter last season
- Six games with perfect field goal percentage last year
- Academic All-MW selection
- From a family of 12 children

## GAME-BY-GAME STATISTICS

Opponent	Date	GS	Min	FG-A	3FG-A	FT-A	O-D-TR	PF	A	TO	B	S	PTS
Idaho State	11-11-16	*	20	2-3	0-0	0-0	0-3-3	1	0	0	3	0	4
Houston Baptist	11-14-16	*	17	0-1	0-0	2-2	0-1-1	1	1	0	0	0	2
New Mexico State	11-18-16	*	24	1-3	0-0	0-0	1-1-2	5	1	0	3	1	2
vs. Virginia Tech	11-24-16	*	14	2-5	0-0	1-1	0-3-3	0	0	0	1	0	5
vs. CSUN	11-25-16	*	19	6-6	0-0	4-5	1-1-2	4	1	0	0	1	16
vs. Dayton	11-27-16	*	9	1-1	0-0	0-0	2-1-3	1	0	0	0	0	2
Abilene Christian	11-30-16	*	18	4-6	0-0	4-5	2-3-5	1	0	0	0	0	12
at Illinois State	12-03-16	*	20	3-5	0-0	0-0	2-2-4	1	0	0	0	0	6
UTEP	12-07-16												
at New Mexico S.	12-10-16												
Arkansas-Pine Bluff	12-17-16												
at Arizona	12-20-16												
Fresno State*	12-28-16												
at San Diego State*	01-01-17												
at Utah State*	01-04-17												
Nevada*	01-07-17												
UNLV*	01-10-17												
at Colorado State*	01-14-17												
at Boise State*	01-17-17												
Wyoming*	01-21-17												
Utah State*	01-24-17												
at Nevada*	01-28-17												
at UNLV*	02-01-17												
San Jose State*	02-04-17												
at Air Force*	02-08-17												
Boise State*	02-14-17												
at Fresno State*	02-18-17												
Colorado State*	02-21-17												
at Wyoming*	02-25-17												
San Diego State*	03-04-17												

## SEASON HIGHS

**Points:** 16 vs. CSUN (11-25-16)  
**FG:** 6 vs. CSUN (11-25-16)  
**FGA:** 6 (2x) vs. Abilene Christian (11-30-16)  
**3FG:** N/A  
**3FGA:** N/A  
**FT:** 4 (2x) vs. Abilene Christian (11-30-16)  
**FTA:** 5 vs. Abilene Christian (11-30-16)  
**Rebounds:** 5 vs. Abilene Christian (11-30-16)  
**Assists:** 1 (3x) Last time vs. CSUN (11-25-16)  
**Blocks:** 3 (2x) vs. NMSU (11-18-16)  
**Steals:** 1 (2x) Last time vs. CSUN (11-25-16)  
**Minutes Played:** 24 vs. NMSU (11-18-16)

## CAREER HIGHS

**Points:** 16 vs. CSUN (11-25-16)  
**FG:** 7 vs. Nevada (12-30-15)  
**FGA:** 11 vs. Wyoming (3-7-15)  
**3FG:** N/A  
**3FGA:** N/A  
**FT:** 5 (2x) Last Time vs. Rice (12-19-15)  
**FTA:** 8 vs. Rice (12-19-15)  
**Rebounds:** 14 at Nevada (3-5-16)  
**Assists:** 2 (2x) Last Time vs. Air Force (1-27-16)  
**Blocks:** 5 vs. Rice (12-19-15)  
**Steals:** 3 (2x) Last Time vs. Nevada (12-30-15)  
**Minutes Played:** 42 vs. Wyoming (3-7-15)

## MISCELLANEOUS STATISTICS

	SEASON	CAREER
Led Team in Scoring		4
Double-Digit Scoring		17
10+ Rebounds		8
Double-Doubles		8
Led Team in Rebounding		20
Led Team in Blocks	2	33
Led Team in Steals		3

## CAREER STATISTICS

			Total		3-Point		F-Throws		Rebounds											Scoring	
Season	gp-gs	min/avg	fg-fga	pct	fg-fga	pct	ft-fa	pct	off	def	tot	avg	pf	fo	ast	to	blk	stl	pts	avg	
2013-14	28-2	176/6.3	14-26	.538	0-0	.000	7-13	.538	13	24	37	1.3	30	1	2	7	5	1	35	1.3	
2014-15	31-31	765/24.7	81-145	.559	0-0	.000	50-77	.649	60	108	168	5.4	80	4	8	43	42	16	212	6.8	
2015-16	32-32	724/22.6	89-139	.640	0-0	.000	34-48	.708	67	115	182	5.7	98	3	11	44	38	7	212	6.6	
2016-17	8-8	141/17.6	19-30	.633	0-0	.000	11-13	.846	8	15	23	2.9	14	1	3	0	7	2	49	6.1	
TOTAL	99-73	1806/18.2	203-340	.597	0-0	.000	102-151	.675	148	262	410	4.1	222	9	24	94	92	26	508	5.1	

# The 2016-17 Lobos

14



**Dane Kuiper**  
6'7" - 200 lbs. - Sophomore - Guard/Forward  
Wasilla, Alaska (Corona del Sol HS (Ariz.))

## NOTEWORTHY :

- Set career-highs of 11 points, four rebounds, four assists and two blocks at San Jose State last year
- Academic All-MW selection
- Rated as the top player in Arizona for the 2015 recruiting class
- Helped guide Tempe Corona del Sol to a pair of state championships
- One of five NCAA Division I players from the 2014-15 Corona del Sol Aztecs

## GAME-BY-GAME STATISTICS

Opponent	Date	GS	Min	FG-A	3FG-A	FT-A	O-D-TR	PF	A	TO	B	S	PTS
Idaho State	11-11-16					DNP							
Houston Baptist	11-14-16					DNP							
New Mexico State	11-18-16					DNP							
vs. Virginia Tech	11-24-16	11	0-2	0-1	0-0	0-1-1	1	0	1	1	0	0	
vs. CSUN	11-25-16	2	0-1	0-0	0-0	0-0-0	0	0	0	0	0	0	
vs. Dayton	11-27-16	11	1-2	1-1	0-0	0-2-2	4	2	1	0	1	3	
Abilene Christian	11-30-16 *	16	0-4	0-2	4-4	2-0-2	0	2	1	0	1	4	
at Illinois State	12-03-16	14	3-5	0-1	0-0	0-0-0	0	0	0	0	0	6	
UTEP	12-07-16												
at New Mexico S.	12-10-16												
Arkansas-Pine Bluff	12-17-16												
at Arizona	12-20-16												
Fresno State*	12-28-16												
at San Diego State*	01-01-17												
at Utah State*	01-04-17												
Nevada*	01-07-17												
UNLV*	01-10-17												
at Colorado State*	01-14-17												
at Boise State*	01-17-17												
Wyoming*	01-21-17												
Utah State*	01-24-17												
at Nevada*	01-28-17												
at UNLV*	02-01-17												
San Jose State*	02-04-17												
at Air Force*	02-08-17												
Boise State*	02-14-17												
at Fresno State*	02-18-17												
Colorado State*	02-21-17												
at Wyoming*	02-25-17												
San Diego State*	03-04-17												

## SEASON HIGHS

**Points:** 6 vs. Illinois State (12-3-16)  
**FG:** 3 vs. Illinois State (12-3-16)  
**FGA:** 5 vs. Illinois State (12-3-16)  
**3FG:** 1 vs. Dayton (11-27-16)  
**3FGA:** 1 (2x) vs. Illinois State (12-3-16)  
**FT:** 4 vs. Abilene Christian (11-30-16)  
**FTA:** 4 vs. Abilene Christian (11-30-16)  
**Rebounds:** 2 (2x) Last time vs. Abilene Christian (11-30-16)  
**Assists:** 2 (2x) Last time vs. Abilene Christian (11-30-16)  
**Blocks:** 1 vs. Virginia Tech (11-24-16)  
**Steals:** 1 (2x) Last time vs. Abilene Christian (11-30-16)  
**Minutes Played:** 16 vs. Abilene Christian (11-30-16)

## CAREER HIGHS

**Points:** 11 at San Jose State (1-26-16)  
**FG:** 3 (2x) vs. Illinois State (12-3-16)  
**FGA:** 6 at Air Force (2-20-16)  
**3FG:** 2, Twice  
**3FGA:** 3, Three times  
**FT:** 4 vs. Abilene Christian (11-30-16)  
**FTA:** 4 vs. Abilene Christian (11-30-16)  
**Rebounds:** 4 at San Jose State (1-26-16)  
**Assists:** 4 at San Jose State (1-26-16)  
**Blocks:** 2, Twice  
**Steals:** 2 vs. Utah State (1-9-16)  
**Minutes Played:** 28 at San Jose State (1-26-16)


## MISCELLANEOUS STATISTICS

	SEASON	CAREER
Double-Digit Scoring		1
Led Team in Assists		2
Led Team in Blocks		1
Led Team in Steals	1	1

## CAREER STATISTICS

Season	gp-gs	min/avg	Total fg-fga pct	3-Point fg-fga pct	F-Throws ft-fla pct	Rebounds off def tot avg	pf fo ast to blk stl	Scoring pts avg
2015-16	25-0	207/8.3	12-37 .324	6-18 .333	7-9 .778	3 23 26 1.0	22 1 20 9 8 6	37 1.5
2016-17	5-1	54/10.8	4-14 .286	1-5 .200	4-4 1.000	2 3 5 1.0	5 0 4 3 1 2	13 2.6
TOTAL	30-1	261/8.7	16-51 .314	7-23 .304	11-13 .846	5 26 31 1.0	27 1 24 12 9 8	50 1.7

# The 2016-17 Lobos



**Sam Logwood**  
6'7" - 210 lbs. - Junior - Guard/Forward  
Indianapolis, Ind. (La Lumiere HS)

## NOTEWORTHY :

- Had career high 20 points in season opener against Idaho State
- Career highs of three blocks, four steals at San Diego State last year
- Career highs of seven boards, five assists against Wyoming last year
- Academic All-MW selection in 2015

## GAME-BY-GAME STATISTICS

Opponent	Date	GS	Min	FG-A	3FG-A	FT-A	O-D-TR	PF	A	TO	B	S	PTS
Idaho State	11-11-16	*	32	7-10	1-2	5-5	1-2-3	2	4	3	0	1	20
Houston Baptist	11-14-16	*	26	3-5	1-2	2-2	0-6-6	1	2	0	0	1	9
New Mexico State	11-18-16	*	29	5-7	0-0	2-4	0-4-4	0	4	2	0	0	12
vs. Virginia Tech	11-24-16	*	24	2-6	0-0	0-1	1-2-3	2	2	1	0	0	4
vs. CSUN	11-25-16	*	29	5-6	0-0	3-4	0-0-0	3	1	0	1	1	13
vs. Dayton	11-27-16	*	19	0-3	0-0	3-4	0-2-2	1	1	2	0	0	3
Abilene Christian	11-30-16					DNP							
at Illinois State	12-03-16	*	21	1-3	1-1	2-2	1-3-4	0	2	2	0	0	5
UTEP	12-07-16												
at New Mexico S.	12-10-16												
Arkansas-Pine Bluff	12-17-16												
at Arizona	12-20-16												
Fresno State*	12-28-16												
at San Diego State*	01-01-17												
at Utah State*	01-04-17												
Nevada*	01-07-17												
UNLV*	01-10-17												
at Colorado State*	01-14-17												
at Boise State*	01-17-17												
Wyoming*	01-21-17												
Utah State*	01-24-17												
at Nevada*	01-28-17												
at UNLV*	02-01-17												
San Jose State*	02-04-17												
at Air Force*	02-08-17												
Boise State*	02-14-17												
at Fresno State*	02-18-17												
Colorado State*	02-21-17												
at Wyoming*	02-25-17												
San Diego State*	03-04-17												

## SEASON HIGHS

**Points:** 20 vs. Idaho State (11-11-16)  
**FG:** 7 vs. Idaho State (11-11-16)  
**FGA:** 10 vs. Idaho State (11-11-16)  
**3FG:** 1 (3x) vs. Illinois State (12-3-16)  
**3FGA:** 2 (2x) Last time vs. Houston Baptist (11-14-16)  
**FT:** 5 vs. Idaho State (11-11-16)  
**FTA:** 5 vs. Idaho State (11-11-16)  
**Rebounds:** 4 (2x) vs. Illinois State (12-3-16)  
**Assists:** 4 (2x) Last time vs. NMSU (11-18-16)  
**Blocks:** 1 vs. CSUN (11-25-16)  
**Steals:** 1 (3x) Last time vs. CSUN (11-25-16)  
**Minutes Played:** 32 vs. Idaho State (11-11-16)

## CAREER HIGHS

**Points:** 20 vs. Idaho State (11-11-16)  
**FG:** 7 vs. Idaho State (11-11-16)  
**FGA:** 11 (2x) Last Time vs. Nevada (3-10-16)  
**3FG:** 2 (6x) Last Time vs. Nevada (3-10-16)  
**3FGA:** 6 vs. Air Force (3-11-15)  
**FT:** 5 (2x) Last Time vs. Idaho State (11-11-16)  
**FTA:** 6 vs. Air Force (1-14-15)  
**Rebounds:** 7 (4x) Last Time at Nevada (3-5-16)  
**Assists:** 5 vs. Wyoming (1-16-16)  
**Blocks:** 3 at San Diego State (2-6-16)  
**Steals:** 4 at San Diego State (2-6-16)  
**Minutes Played:** 41 at San Diego State (2-6-16)

## MISCELLANEOUS STATISTICS

	SEASON	CAREER
Led Team in Scoring	1	3
Double-Digit Scoring	2	12
Led Team in Rebounding		2
Led Team in Steals		12
Led Team in Blocks		5
Led Team in Assists	1	7

## CAREER STATISTICS

Season	gp-gs	min/avg	Total fg-fga pct	3-Point fg-fga pct	F-Throws ft-fga pct	Rebounds off def tot avg	pf fo ast to blk stl	Scoring pts avg
2014-15	28-16	572/20.4	57-145 .393	17-55 .309	40-55 .727	24 52 76 2.7	46 0 31 29 3 9	171 6.1
2015-16	32-32	836/26.1	75-171 .439	17-43 .395	35-60 .583	37 93 130 4.1	78 2 58 49 14 24	202 6.3
2016-17	7-7	180/25.7	23-40 .575	3-5 .600	17-22 .773	3 19 22 3.1	9 0 16 10 1 3	66 9.4
TOTAL	67-55	1588/23.7	155-356 .435	37-103 .359	92-137 .672	64 164 228 3.4	133 2 105 88 18 36	439 6.6



# The 2016-17 Lobos



**Xavier Adams**  
6'4" - 205 lbs. - Junior - Guard  
Flower Mound, Texas (Edward S. Marcus HS)

## NOTEWORTHY:

- Team's leading scorer off the bench last season
- Had a career-high 14 points against Nevada and Air Force last year
- Rated among top 15 players in the state of Texas as a high school senior

## GAME-BY-GAME STATISTICS

Opponent	Date	GS	Min	FG-A	3FG-A	FT-A	O-D-TR	PF	A	TO	B	S	PTS
Idaho State	11-11-16	14	2-4	0-0	2-4	2-1-3	1	0	1	0	0	6	
Houston Baptist	11-14-16	13	2-2	0-0	7-10	0-1-1	2	0	0	0	1	11	
New Mexico State	11-18-16	3	0-1	0-1	0-0	0-0-0	0	0	0	0	1	0	
vs. Virginia Tech	11-24-16	11	0-1	0-0	2-2	0-1-1	5	0	1	0	1	2	
vs. CSUN	11-25-16	6	1-2	0-0	4-4	0-3-3	1	0	0	0	0	6	
vs. Dayton	11-27-16	9	0-1	0-0	0-0	0-1-1	2	0	1	0	1	0	
Abilene Christian	11-30-16	20	3-4	0-0	4-5	2-3-5	1	0	2	0	0	10	
at Illinois State	12-03-16	15	1-4	0-1	0-0	0-2-2	4	0	0	0	0	2	
UTEP	12-07-16												
at New Mexico S.	12-10-16												
Arkansas-Pine Bluff	12-17-16												
at Arizona	12-20-16												
Fresno State*	12-28-16												
at San Diego State*	01-01-17												
at Utah State*	01-04-17												
Nevada*	01-07-17												
UNLV*	01-10-17												
at Colorado State*	01-14-17												
at Boise State*	01-17-17												
Wyoming*	01-21-17												
Utah State*	01-24-17												
at Nevada*	01-28-17												
at UNLV*	02-01-17												
San Jose State*	02-04-17												
at Air Force*	02-08-17												
Boise State*	02-14-17												
at Fresno State*	02-18-17												
Colorado State*	02-21-17												
at Wyoming*	02-25-17												
San Diego State*	03-04-17												

## SEASON HIGHS

**Points:** 11 vs. Houston Baptist (11-14-16)  
**FG:** 3 vs. Abilene Christian (11-30-16)  
**FGA:** 4 (3x) vs. Illinois State (12-3-16)  
**3FG:** N/A  
**3FGA:** 1 (2x) vs. Illinois State (12-3-16)  
**FT:** 7 vs. Houston Baptist (11-14-16)  
**FTA:** 10 vs. Houston Baptist (11-14-16)  
**Rebounds:** 5 vs. Abilene Christian (11-30-16)  
**Assists:** N/A  
**Blocks:** N/A  
**Steals:** 1 (3x) Last time vs. Dayton (11-27-16)  
**Minutes Played:** 20 vs. Abilene Christian (11-30-16)

## CAREER HIGHS

**Points:** 14 (2x) Last Time vs. Air Force (1-27-16)  
**FG:** 5 (3x) Last Time vs. Air Force (1-27-16)  
**FGA:** 8 (3x) Last Time vs. Wyoming (1-16-16)  
**3FG:** 2 vs. Fresno State (12-31-14)  
**3FGA:** 4 vs. ULM (12-13-14)  
**FT:** 7 vs. Houston Baptist (11-14-16)  
**FTA:** 10 vs. Houston Baptist (11-14-16)  
**Rebounds:** 7 (2x) Last Time at Nevada (3-5-16)  
**Assists:** 3 (3x) Last Time vs. Air Force (1-27-16)  
**Blocks:** 2 (2x) Last Time at UNLV (1-12-16)  
**Steals:** 3 at New Mexico State (12-20-14)  
**Minutes Played:** 27 at Grand Canyon (12-23-14)

## MISCELLANEOUS STATISTICS

	SEASON	CAREER
Double-Digit Scoring	1	4
Led Team in Steals	1	8
Led Team in Blocks		6
Led Team in Assists		1

## CAREER STATISTICS

Season	gp-gs	min/avg	Total	3-Point	F-Throws	Rebounds	pf	fo	ast	to	blk	stl	pts	avg
2014-15	30-11	357/11.9	35-78	.449	9-31	.290	19-38	.500	20	37	57	1.9	40	3.3
2015-16	32-3	446/13.9	50-102	.490	4-24	.167	42-63	.667	33	49	82	2.6	88	4.6
2016-17	8-0	91/11.4	9-19	.474	0-2	.000	19-26	.731	4	12	16	2.0	16	4.6
TOTAL	70-14	894/12.8	94-199	.472	13-57	.228	80-127	.630	57	98	155	2.2	144	4.0

# The 2016-17 Lobos



**Holt Shelley**  
6-9 - 221 lbs. - Freshman - Forward  
Cliff, N.M. (Cliff HS)

## NOTEWORTHY :

- One of two walk-ons from the state of New Mexico
- Part of three New Mexico State Basketball Championships ('13,'14,'15)
- Two-time Class A Player of the Year, two-time First Team All-State
- 2016 New Mexico Preps No. 1 recruit
- Played for the Danny Granger Hurricanes summer team

## GAME-BY-GAME STATISTICS

Opponent	Date	GS	Min	FG-A	3FG-A	FT-A	O-D-TR	PF	A	TO	B	S	PTS
Idaho State	11-11-16					DNP							
Houston Baptist	11-14-16					DNP							
New Mexico State	11-18-16					DNP							
vs. Virginia Tech	11-24-16					DNP							
vs. CSUN	11-25-16					DNP							
vs. Dayton	11-27-16					DNP							
Abilene Christian	11-30-16					DNP							
at Illinois State	12-03-16					DNP							
UTEP	12-07-16												
at New Mexico S.	12-10-16												
Arkansas-Pine Bluff	12-17-16												
at Arizona	12-20-16												
Fresno State*	12-28-16												
at San Diego State*	01-01-17												
at Utah State*	01-04-17												
Nevada*	01-07-17												
UNLV*	01-10-17												
at Colorado State*	01-14-17												
at Boise State*	01-17-17												
Wyoming*	01-21-17												
Utah State*	01-24-17												
at Nevada*	01-28-17												
at UNLV*	02-01-17												
San Jose State*	02-04-17												
at Air Force*	02-08-17												
Boise State*	02-14-17												
at Fresno State*	02-18-17												
Colorado State*	02-21-17												
at Wyoming*	02-25-17												
San Diego State*	03-04-17												

## SEASON HIGHS

Points: N/A  
FG: N/A  
FGA: N/A  
3FG: N/A  
3FGA: N/A  
FT: N/A  
FTA: N/A  
Rebounds: N/A  
Assists: N/A  
Blocks: N/A  
Steals: N/A  
Minutes Played: N/A

## CAREER HIGHS

Points: N/A  
FG: N/A  
FGA: N/A  
3FG: N/A  
3FGA: N/A  
FT: N/A  
FTA: N/A  
Rebounds: N/A  
Assists: N/A  
Blocks: N/A  
Steals: N/A  
Minutes Played: N/A

## MISCELLANEOUS STATISTICS

## CAREER STATISTICS

# The 2016-17 Lobos



**Joe Furstinger**  
6'9" - 210 lbs. - Junior - Forward  
Rancho Santa Margarita, Calif. (Santa Margarita HS)

## NOTEWORTHY :

- Scored career-high nine points and had career-high 11 rebounds against Illinois State on 12-3-16
- Had a career-high three field goals made in CSUN win on 11-25-16
- Led all UNM bigs in assists by a wide margin last season
- Played at the same high school as the Warrior's Klay Thompson

## GAME-BY-GAME STATISTICS

Opponent	Date	GS	Min	FG-A	3FG-A	FT-A	O-D-TR	PF	A	TO	B	S	PTS
Idaho State	11-11-16					DNP							
Houston Baptist	11-14-16					DNP							
New Mexico State	11-18-16	12	2-2	0-0	3-5	2-1-3	2	0	0	0	0	7	
vs. Virginia Tech	11-24-16	2	0-0	0-0	0-0	0-0-0	1	0	0	0	0	0	
vs. CSUN	11-25-16	8	3-3	0-0	0-0	1-0-1	2	0	0	0	0	6	
vs. Dayton	11-27-16	19	1-1	0-0	0-0	0-1-1	3	1	0	1	0	2	
Abilene Christian	11-30-16	13	2-2	0-0	0-0	0-4-4	0	4	0	1	0	4	
at Illinois State	12-03-16*	28	3-4	0-0	3-5	4-7-11	2	0	2	2	1	9	
UTEP	12-07-16												
at New Mexico S.	12-10-16												
Arkansas-Pine Bluff	12-17-16												
at Arizona	12-20-16												
Fresno State*	12-28-16												
at San Diego State*	01-01-17												
at Utah State*	01-04-17												
Nevada*	01-07-17												
UNLV*	01-10-17												
at Colorado State*	01-14-17												
at Boise State*	01-17-17												
Wyoming*	01-21-17												
Utah State*	01-24-17												
at Nevada*	01-28-17												
at UNLV*	02-01-17												
San Jose State*	02-04-17												
at Air Force*	02-08-17												
Boise State*	02-14-17												
at Fresno State*	02-18-17												
Colorado State*	02-21-17												
at Wyoming*	02-25-17												
San Diego State*	03-04-17												

## SEASON HIGHS

**Points:** 9 vs. Illinois State (12-3-16)  
**FG:** 3 (2x) vs. Illinois State (12-3-16)  
**FGA:** 4 vs. Illinois State (12-3-16)  
**3FG:** N/A  
**3FGA:** N/A  
**FT:** 3 (2x) vs. Illinois State (12-3-16)  
**FTA:** 5 (2x) vs. Illinois State (12-3-16)  
**Rebounds:** 11 vs. Illinois State (12-3-16)  
**Assists:** 4 vs. Abilene Christian (11-30-16)  
**Blocks:** 2 vs. Illinois State (12-3-16)  
**Steals:** 1 vs. Illinois State (12-3-16)  
**Minutes Played:** 28 vs. Illinois State (12-3-16)

## CAREER HIGHS

**Points:** 9 vs. Illinois State (12-3-16)  
**FG:** 3 (2x) vs. Illinois State (12-3-16)  
**FGA:** 6 (2x) Last Time at San Jose State (1-23-16)  
**3FG:** 1 vs. New Mexico State (12-3-14)  
**3FGA:** 2 at Valparaiso (12-6-14)  
**FT:** 4 at New Mexico State (12-20-14)  
**FTA:** 5 (3x) vs. Illinois State (12-3-16)  
**Rebounds:** 11 vs. Illinois State (12-3-16)  
**Assists:** 4 vs. Abilene Christian (11-30-16)  
**Blocks:** 4 at San Jose State (1-23-16)  
**Steals:** 2 (3x) Last Time at San Jose State (1-23-16)  
**Minutes Played:** 28 vs. Illinois State (12-3-16)

## MISCELLANEOUS STATISTICS

	SEASON	CAREER
Led Team in Rebounding	1	2
Led Team in Assists	1	2
Led Team in Blocks	3	11
Led Team in Steals		4

## CAREER STATISTICS

Season	gp-gs	min/avg	Total fg-fga pct	3-Point fg-fga pct	F-Throws ft-ftha pct	Rebounds off def tot avg	pf	fo	ast	to	blk	stl	Scoring pts avg
2014-15	29-0	360/12.4	24-67 .358	1-10 .100	20-35 .571	20 37 57 2.0	53	1	22	16	15	4	69 2.4
2015-16	29-0	334/11.5	14-43 .326	0-1 .000	18-29 .621	15 41 56 1.9	55	0	13	16	19	15	46 1.6
2016-17	6-1	82/13.7	11-12 .917	0-0 .000	6-10 .600	7 13 20 3.3	11	0	5	2	4	1	28 4.7
TOTAL	64-1	776/12.1	49-122 .402	1-11 .091	44-74 .595	42 91 133 2.1	119	1	40	34	38	20	143 2.2

NEW MEXICO MEN'S BASKETBALL  
WWW.GOLOBOS.COM

# The 2016-17 Lobos



**24** Damien Jefferson  
6'5" -190 lbs. - Freshman - Guard/Forward  
East Chicago, Ill. (East Chicago Central HS)

## NOTEWORTHY :

- Picked up a season-high 12 points against Illinois State on 12-3-16
- Led high school team to sectional championship as a senior
- Finished with 31 points and 10 rebounds in sectional championship
- Rated top 150 player in his class nationally by Rivals.com
- Father Everette "Highway" Jefferson played at UNM from 1979-80

## GAME-BY-GAME STATISTICS

Opponent	Date	GS	Min	FG-A	3FG-A	FT-A	O-D-TR	PF	A	TO	B	S	PTS
Idaho State	11-11-16	8	1-5	0-3	0-1	0-0-0	0	1	0	0	0	2	
Houston Baptist	11-14-16	11	2-5	0-1	1-2	0-2-2	1	3	0	1	0	5	
New Mexico State	11-18-16	13	3-6	0-1	1-5	1-1-2	4	0	1	0	4	7	
vs. Virginia Tech	11-24-16	10	1-2	0-1	2-2	0-0-0	2	1	1	0	0	4	
vs. CSUN	11-25-16	12	1-5	0-1	0-0	1-4-5	1	3	3	0	0	2	
vs. Dayton	11-27-16	12	4-5	1-1	0-1	0-6-6	2	0	2	0	0	9	
Abilene Christian	11-30-16	18	1-5	0-2	1-2	0-2-2	1	2	1	0	0	3	
at Illinois State	12-03-16	17	4-6	0-1	4-4	1-3-4	2	0	4	0	0	12	
UTEP	12-07-16												
at New Mexico S.	12-10-16												
Arkansas-Pine Bluff	12-17-16												
at Arizona	12-20-16												
Fresno State*	12-28-16												
at San Diego State*	01-01-17												
at Utah State*	01-04-17												
Nevada*	01-07-17												
UNLV*	01-10-17												
at Colorado State*	01-14-17												
at Boise State*	01-17-17												
Wyoming*	01-21-17												
Utah State*	01-24-17												
at Nevada*	01-28-17												
at UNLV*	02-01-17												
San Jose State*	02-04-17												
at Air Force*	02-08-17												
Boise State*	02-14-17												
at Fresno State*	02-18-17												
Colorado State*	02-21-17												
at Wyoming*	02-25-17												
San Diego State*	03-04-17												

## SEASON HIGHS

**Points:** 12 vs. Illinois State (12-3-16)  
**FG:** 4 (2x) vs. Illinois State (12-3-16)  
**FGA:** 6 (2x) vs. Illinois State (12-3-16)  
**3FG:** 1 vs. Dayton (11-27-16)  
**3FGA:** 3 vs. Idaho State (11-11-16)  
**FT:** 4 vs. Illinois State (12-3-16)  
**FTA:** 5 vs. NMSU (11-18-16)  
**Rebounds:** 6 vs. Dayton (11-27-16)  
**Assists:** 3 (2x) Last time vs. CSUN (11-25-16)  
**Blocks:** 1 vs. Houston Baptist (11-14-16)  
**Steals:** 4 vs. NMSU (11-18-16)  
**Minutes Played:** 18 vs. Abilene Christian (11-30-16)

## CAREER HIGHS

**Points:** 12 vs. Illinois State (12-3-16)  
**FG:** 4 (2x) vs. Illinois State (12-3-16)  
**FGA:** 6 (2x) vs. Illinois State (12-3-16)  
**3FG:** 1 vs. Dayton (11-27-16)  
**3FGA:** 3 vs. Idaho State (11-11-16)  
**FT:** 4 vs. Illinois State (12-3-16)  
**FTA:** 5 vs. NMSU (11-18-16)  
**Rebounds:** 6 vs. Dayton (11-27-16)  
**Assists:** 3 (2x) Last time vs. CSUN (11-25-16)  
**Blocks:** 1 vs. Houston Baptist (11-14-16)  
**Steals:** 4 vs. NMSU (11-18-16)  
**Minutes Played:** 18 vs. Abilene Christian (11-30-16)

## MISCELLANEOUS STATISTICS

	SEASON	CAREER
Lead Team in Blocks	1	1
Lead Team in Steals	1	1
Lead Team in Rebounds	1	1
Double-Digit Scoring	1	1

## CAREER STATISTICS

Season	gp-gs	min/avg	Total fg-fga pct	3-Point fg-fga pct	F-Throws ft-fga pct	Rebounds off def tot avg	pf	fo	ast	to	blk	stl	Scoring pts avg
2016-17	8-0	101/12.6	17-39 .436	1-11 .091	9-17 .529	3 18 21 2.6	13	0	10	12	1	4	44 5.5
TOTAL	8-0	101/12.6	17-39 .436	1-11 .091	9-17 .529	3 18 21 2.6	13	0	10	12	1	4	44 5.5



# The 2016-17 Lobos



**Adam Cumber**  
6'2" - 185 lbs. - RS-Sophomore - Guard  
Albuquerque, N.M. (Sandia HS)

## NOTEWORTHY :

- Took first shot attempt last season against Air Force
- Had decorated prep career at Sandia High School
- 5A Second Team All-State selection for the Matadors as a senior
- Led the state of New Mexico in assists as a senior
- One of two walk-ons from state of New Mexico

## GAME-BY-GAME STATISTICS

Opponent	Date	GS	Min	FG-A	3FG-A	FT-A	O-D-TR	PF	A	TO	B	S	PTS
Idaho State	11-11-16					DNP							
Houston Baptist	11-14-16					DNP							
New Mexico State	11-18-16					DNP							
vs. Virginia Tech	11-24-16					DNP							
vs. CSUN	11-25-16					DNP							
vs. CSUN	11-27-16					DNP							
Abilene Christian	11-30-16					DNP							
at Illinois State	12-03-16					DNP							
UTEP	12-07-16												
at New Mexico S.	12-10-16												
Arkansas-Pine Bluff	12-17-16												
at Arizona	12-20-16												
Fresno State*	12-28-16												
at San Diego State*	01-01-17												
at Utah State*	01-04-17												
Nevada*	01-07-17												
UNLV*	01-10-17												
at Colorado State*	01-14-17												
at Boise State*	01-17-17												
Wyoming*	01-21-17												
Utah State*	01-24-17												
at Nevada*	01-28-17												
at UNLV*	02-01-17												
San Jose State*	02-04-17												
at Air Force*	02-08-17												
Boise State*	02-14-17												
at Fresno State*	02-18-17												
Colorado State*	02-21-17												
at Wyoming*	02-25-17												
San Diego State*	03-04-17												

## SEASON HIGHS

Points: N/A  
FG: N/A  
FGA: N/A  
3FG: N/A  
3FGA: N/A  
FT: N/A  
FTA: N/A  
Rebounds: N/A  
Assists: N/A  
Blocks: N/A  
Steals: N/A  
Minutes Played: N/A

## CAREER HIGHS

Points:  
FG:  
FGA: 1 vs. Air Force (1-27-16)  
3FG:  
3FGA: 1 vs. Air Force (1-27-16)  
FT:  
FTA:  
Rebounds:  
Assists:  
Blocks:  
Steals:  
Minutes Played: 1, Twice

## MISCELLANEOUS STATISTICS

## CAREER STATISTICS

Season	gp-gs	min/avg	Total fg-fga	pct	3-Point fg-fga	pct	F-Throws ft-fga	pct	Rebounds off def tot	avg	pf	fo	ast	to	blk	stl	Scoring pts avg
2015-16	2-0	2/1.0	0-1	.000	0-1	.000	0-0	.000	0 0	0 0.0	0	0	0	0	0	0	0 0.0
TOTAL	2-0	2/1.0	0-1	.000	0-1	.000	0-0	.000	0 0	0 0.0	0	0	0	0	0	0	0 0.0

# The 2016-17 Lobos



**Anthony Mathis**  
6'3" - 170 lbs. - Sophomore - Guard  
West Linn, Ore. (West Linn HS)

## NOTEWORTHY :

- Scored 16 points in 15 minutes, both career bests, against Air Force last season
- Part of back-to-back-to-back 6A Oregon state championships
- 6A Second Team All-State as a senior
- First Team All-State selection as a junior

## GAME-BY-GAME STATISTICS

Opponent	Date	GS	Min	FG-A	3FG-A	FT-A	O-D-TR	PF	A	TO	B	S	PTS
Idaho State	11-11-16	4	1-2	1-2	3-3	0-0-0	1	0	0	0	0	0	6
Houston Baptist	11-14-16	1	0-0	0-0	0-0	0-0-0	0	0	1	0	0	0	0
New Mexico State	11-18-16					DNP							
vs. Virginia Tech	11-24-16					DNP							
vs. CSUN	11-25-16					DNP							
vs. Dayton	11-27-16					DNP							
Abilene Christian	11-30-16	3	0-1	0-1	0-0	0-0-0	0	0	0	0	0	0	0
at Illinois State	12-03-16					DNP							
UTEP	12-07-16												
at New Mexico S.	12-10-16												
Arkansas-Pine Bluff	12-17-16												
at Arizona	12-20-16												
Fresno State*	12-28-16												
at San Diego State*	01-01-17												
at Utah State*	01-04-17												
Nevada*	01-07-17												
UNLV*	01-10-17												
at Colorado State*	01-14-17												
at Boise State*	01-17-17												
Wyoming*	01-21-17												
Utah State*	01-24-17												
at Nevada*	01-28-17												
at UNLV*	02-01-17												
San Jose State*	02-04-17												
at Air Force*	02-08-17												
Boise State*	02-14-17												
at Fresno State*	02-18-17												
Colorado State*	02-21-17												
at Wyoming*	02-25-17												
San Diego State*	03-04-17												

## SEASON HIGHS

**Points:** 6 vs. Idaho State (11-11-16)  
**FG:** 1 vs. Idaho State (11-11-16)  
**FGA:** 2 vs. Idaho State (11-11-16)  
**3FG:** 1 vs. Idaho State (11-11-16)  
**3FGA:** 2 vs. Idaho State (11-11-16)  
**FT:** 1 vs. Idaho State (11-11-16)  
**FTA:** 1 vs. Idaho State (11-11-16)  
**Rebounds:** N/A  
**Assists:** N/A  
**Blocks:** N/A  
**Steals:** N/A  
**Minutes Played:** 4 vs. Idaho State (11-11-16)

## CAREER HIGHS

**Points:** 16 vs. Air Force (1-27-16)  
**FG:** 4 vs. Air Force (1-27-16)  
**FGA:** 7 vs. Nicholls State (11-25-15)  
**3FG:** 3 vs. Air Force (1-27-16)  
**3FGA:** 4 vs. Air Force (1-27-16)  
**FT:** 5 vs. Air Force (1-27-16)  
**FTA:** 5 vs. Air Force (1-27-16)  
**Rebounds:** 2, Twice  
**Assists:** 2 vs. Texas Southern (11-13-15)  
**Blocks:**  
**Steals:** 1, Seven times  
**Minutes Played:** 15 vs. Air Force (1-27-16)

## MISCELLANEOUS STATISTICS

### SEASON

Double Digit Scoring  
Led Team in Steals

### CAREER

1  
2

## CAREER STATISTICS

			Total		3-Point		F-Throws		Rebounds										Scoring	
Season	gp-gs	min/avg	fg-fga	pct	fg-fga	pct	ft-fta	pct	off	def	tot	avg	pf	fo	ast	to	blk	stl	pts	avg
2015-16	25-0	164/6.6	17-44	.386	12-34	.353	11-12	.917	2	11	13	0.5	25	0	9	12	0	7	57	2.3
2016-17	3-0	8/2.7	1-3	.333	1-3	.333	3-3	1.000	0	0	0	0.0	1	0	0	1	0	0	6	2.0
TOTAL	28-0	172/6.1	18-47	.383	13-37	.351	14-15	.933	2	11	13	0.5	26	0	9	13	0	7	63	2.3

NEW MEXICO BASKETBALL  
WWW.GOLOBOS.COM

# The 2016-17 Lobos

32



**Tim Williams**  
6'8" - 240 lbs. - RS-Senior - Forward  
Flossmoor, Ill. (Samford)

## NOTEWORTHY:

- Wooden Legacy Classic All-Tournament Team Honoree
- Had three double-doubles in first six games
- Scored career-high 31 points in 95-79 win over Houston Baptist (11-14-16)
- Named to Preseason All-Mountain West Team
- 1,690 career points scored between UNM and Samford
- All-Southern Conference First Team in 2013-14 at Samford

## GAME-BY-GAME STATISTICS

Opponent	Date	GS	Min	FG-A	3FG-A	FT-A	O-D-TR	PF	A	TO	B	S	PT
Idaho State	11-11-16	*	31	7-11	0-0	4-7	5-6-11	2	0	1	0	1	18
Houston Baptist	11-14-16	*	33	10-11	0-0	11-12	2-9-11	1	1	3	0	0	31
New Mexico State	11-18-16	*	35	5-11	0-0	10-13	1-3-4	1	0	2	0	0	20
vs. Virginia Tech	11-24-16	*	37	8-13	0-1	3-4	6-5-11	1	1	1	2	0	19
vs. CSUN	11-25-16	*	36	7-12	0-0	7-7	2-4-6	2	2	2	2	1	21
vs. Dayton	11-27-16	*	38	7-13	0-0	2-3	0-5-5	1	2	3	1	1	16
Abilene Christian	11-30-16	*	16	3-4	0-0	2-3	0-0-0	2	1	2	0	1	8
at Illinois State	12-03-16					DNP							
UTEP	12-07-16												
at New Mexico S.	12-10-16												
Arkansas-Pine Bluff	12-17-16												
at Arizona	12-20-16												
Fresno State*	12-28-16												
at San Diego State*	01-01-17												
at Utah State*	01-04-17												
Nevada*	01-07-17												
UNLV*	01-10-17												
at Colorado State*	01-14-17												
at Boise State*	01-17-17												
Wyoming*	01-21-17												
Utah State*	01-24-17												
at Nevada*	01-28-17												
at UNLV*	02-01-17												
San Jose State*	02-04-17												
at Air Force*	02-08-17												
Boise State*	02-14-17												
at Fresno State*	02-18-17												
Colorado State*	02-21-17												
at Wyoming*	02-25-17												
San Diego State*	03-04-17												

## SEASON HIGHS

**Points:** 31 vs. Houston Baptist (11-14-16)  
**FG:** 10 vs. Houston Baptist (11-14-16)  
**FGA:** 13 (2x) Last time vs. Dayton (11-27-16)  
**3FG:** N/A  
**3FGA:** 1 vs. Virginia Tech (11-24-16)  
**FT:** 11 vs. Houston Baptist (11-14-16)  
**FTA:** 13 vs. NMSU (11-18-16)  
**Rebounds:** 11 (3x) Last time vs. Virginia Tech (11-24-16)  
**Assists:** 2 (2x) Last time vs. Dayton (11-27-16)  
**Blocks:** 2 (2x) Last time vs. CSUN (11-25-16)  
**Steals:** 1 (4x) Last time vs. Abilene Christian (11-30-16)  
**Minutes Played:** 38 vs. Dayton (11-27-16)

## CAREER HIGHS

**Points:** 31 vs. Houston Baptist (11-14-16)  
**FG:** 12 at USC (11-21-15)  
**FGA:** 21 at USC (11-21-15)  
**3FG:**  
**3FGA:** 1 vs. Virginia Tech (11-24-16)  
**FT:** 11 vs. Houston Baptist (11-14-16)  
**FTA:** 13 (2x) Last time vs. NMSU (11-18-16)  
**Rebounds:** 15 at USC (11-21-15)  
**Assists:** 4 vs. Loyola-Chicago (11-18-15)  
**Blocks:** 4 vs. Boise State (2-17-16)  
**Steals:** 2, Three times  
**Minutes Played:** 43 at San Diego State (2-6-16)

## MISCELLANEOUS STATISTICS

	SEASON	CAREER
30+ Points	1	1
20+ Points	2	12
Double-Digit Scoring	6	35
10+ Rebounds	3	9
Double-Doubles	3	9
Led Team in Blocks	2	18
Led Team in Scoring	5	13
Led Team in Rebounds	4	22
Led Team in Assists		1

## SAMFORD/UNM CAREER STATISTICS

Season	gp-gs	min/avg	Total fg-fga pct	3-Point fg-fga pct	F-Throws ft-fga pct	Rebounds off def tot avg	pf fo ast to blk stl	Scoring pts avg
2012-13	32-30	1120/35.0	178-327 .544	0-0 .000	98-144 .681	58 170 228 7.1	67 1 25 48 35 47	454 14.2
2013-14	32-32	1057/33.0	217-360 .603	1-2 .500	129-172 .750	64 171 235 7.3	75 0 24 59 45 43	564 17.6
TOTAL	64-62	2177/34.0	395-687 .575	1-2 .500	227-316 .718	122 341 463 7.2	142 1 49 107 80 90	1018 15.9

Season	gp-gs	min/avg	Total fg-fga pct	3-Point fg-fga pct	F-Throws ft-fga pct	Rebounds off def tot avg	pf fo ast to blk stl	Scoring pts avg
2015-16	32-32	1078/33.7	215-356 .604	0-0 .000	109-163 .669	65 172 237 7.4	67 1 33 48 39 19	539 16.8
2016-17	7-7	226/32.3	47-75 .627	0-1 .000	39-49 .796	16 32 48 6.9	10 0 7 14 5 4	133 19.0
TOTAL	39-39	1304/33.4	262-431 .608	0-1 .000	148-212 .698	81 204 285 7.3	77 1 40 62 44 23	672 17.2

# The 2016-17 Lobos



**Connor MacDougall**  
6'9" - 235 lbs. - RS-Sophomore - Forward  
Tempe, Ariz. (South Mountain CC)

## NOTEWORTHY :

- NJCAA All-American at South Mountain CC
- Helped South Mountain finish eighth among 16 teams at NJCAA National Tournament
- Played six games for Arizona State in 2014-15
- Ranked by Fox Sports Next as the 12th best center in 2014 recruiting class

## GAME-BY-GAME STATISTICS

Opponent	Date	GS	Min	FG-A	3FG-A	FT-A	O-D-TR	PF	A	TO	B	S	PTS
Idaho State	11-11-16	15	2-4	0-0	1-3	5-1-6	3	0	4	1	0	5	
Houston Baptist	11-14-16	17	2-3	0-0	0-0	0-1-1	4	0	1	0	0	4	
New Mexico State	11-18-16	7	1-2	0-0	1-2	2-0-2	5	0	1	0	0	3	
vs. Virginia Tech	11-24-16	15	2-5	0-0	1-2	0-2-2	3	0	1	0	0	5	
vs. CSUN	11-25-16	10	2-3	0-0	1-1	0-0-0	4	0	0	0	0	5	
vs. Dayton	11-27-16	9	0-2	0-0	0-0	1-0-1	0	0	0	0	0	0	
Abilene Christian	11-30-16	14	3-5	0-0	2-2	0-1-1	2	1	1	0	0	8	
at Illinois State	12-03-16	15	2-3	0-0	0-0	2-0-2	0	0	0	0	0	4	
UTEP	12-07-16												
at New Mexico S.	12-10-16												
Arkansas-Pine Bluff	12-17-16												
at Arizona	12-20-16												
Fresno State*	12-28-16												
at San Diego State*	01-01-17												
at Utah State*	01-04-17												
Nevada*	01-07-17												
UNLV*	01-10-17												
at Colorado State*	01-14-17												
at Boise State*	01-17-17												
Wyoming*	01-21-17												
Utah State*	01-24-17												
at Nevada*	01-28-17												
at UNLV*	02-01-17												
San Jose State*	02-04-17												
at Air Force*	02-08-17												
Boise State*	02-14-17												
at Fresno State*	02-18-17												
Colorado State*	02-21-17												
at Wyoming*	02-25-17												
San Diego State*	03-04-17												

## SEASON HIGHS

**Points:** 8 vs. Abilene Christian (11-30-16)

**FG:** 3 vs. Abilene Christian (11-30-16)

**FGA:** 5 vs. Abilene Christian (11-30-16)

**3FG:** N/A

**3FGA:** N/A

**FT:** 2 vs. Abilene Christian (11-30-16)

**FTA:** 3 vs. Idaho State (11-11-16)

**Rebounds:** 6 vs. Idaho State (11-11-16)

**Assists:** 1 vs. Abilene Christian (11-30-16)

**Blocks:** 1 vs. Idaho State (11-11-16)

**Steals:** N/A

**Minutes Played:** 17 vs. Houston Baptist (11-14-16)

## CAREER HIGHS

**Points:** 8 vs. Abilene Christian (11-30-16)

**FG:** 3 vs. Abilene Christian (11-30-16)

**FGA:** 5 vs. Abilene Christian (11-30-16)

**3FG:** N/A

**3FGA:** N/A

**FT:** 2 vs. Abilene Christian (11-30-16)

**FTA:** 3 vs. Idaho State (11-11-16)

**Rebounds:** 6 vs. Idaho State (11-11-16)

**Assists:** 1 vs. Abilene Christian (11-30-16)

**Blocks:** 1 vs. Idaho State (11-11-16)

**Steals:** N/A

**Minutes Played:** 17 vs. Houston Baptist (11-14-16)

## MISCELLANEOUS STATISTICS

## CAREER STATISTICS

			Total		3-Point		F-Throws		Rebounds											Scoring	
Season	gp-gs	min/avg	fg-fga	pct	fg-fga	pct	ft-fta	pct	off	def	tot	avg	pf	fo	ast	to	blk	stl	pts	avg	
2016-17	8-0	102/12.8	14-27	.519	0-0	.000	6-10	.600	10	5	15	1.9	21	1	1	8	1	0	34	4.3	
TOTAL	8-0	102/12.8	14-27	.519	0-0	.000	6-10	.600	10	5	15	1.9	21	1	1	8	1	0	34	4.3	