



NEW MEXICO VOLLEYBALL

NINE-TIME NCAA PARTICIPANT • THREE-TIME SWEET 16 • TWO OLYMPIANS • 12 ALL-AMERICANS

NEW MEXICO ATHLETIC COMMUNICATIONS | CONTACT: MIKE MULCAHY | MMULCAHY@UNM.EDU | (505) 379-2029

2016 SCHEDULE

DATE	OPPONENT	SITE	TIME/RESULT
8/20	Alumni Match (Ex.)	Johnson Center	NTS

UNM TOURNAMENT • ALBUQUERQUE, N.M.

8/26	Abilene Christian	Johnson Center	12:30 pm
8/26	Arizona State	Johnson Center	8 pm
8/27	Idaho	Johnson Center	12:30 pm
8/27	Fairfield	Johnson Center	6 pm

USF TOURNAMENT • TAMPA, FLA.

9/2	Stetson	Tampa, Fla.	9 am
9/3	South Florida	Tampa, Fla.	5:30 pm
9/3	Western Carolina	Tampa, Fla.	1:30 pm

LOBO CLASSIC • ALBUQUERQUE, N.M.

9/8	Arkansas	WisePies Arena	7:30 pm
9/9	Montreal (Ex.)	WisePies Arena	7:30 pm
9/10	Nebraska	WisePies Arena	7:30 pm

UT ARLINGTON INVITATIONAL • ARLINGTON, TEXAS

9/16	Houston Baptist	Arlington, Texas	12:30 pm
9/16	UT Arlington	Arlington, Texas	6 pm
9/17	Samford	Arlington, Texas	9 am
9/17	UTEP	Arlington, Texas	1 pm

9/22	Air Force*	Johnson Center	7 pm
9/24	Boise State*	Johnson Center	2 pm
9/29	San José State*	San Jose, Calif.	7 pm
10/1	Fresno State*	Fresno, Calif.	2 pm
10/6	Colorado State*	Johnson Center	6:30 pm
10/8	Wyoming*	Johnson Center	12 pm
10/11	UNLV*	Johnson Center	6:30 pm
10/13	Utah State*	Logan, Utah	7 pm
10/16	New Mexico State	Johnson Center	5 pm
10/20	Boise State*	Boise, Idaho	5 pm
10/22	Air Force*	USAF Academy, Colo.	5 pm
10/27	Fresno State*	Johnson Center	6:30 pm
10/29	San José State*	Johnson Center	12 pm
11/3	Wyoming*	Laramie, Wyo.	6:30 pm
11/5	Colorado State*	Fort Collins, Colo.	7 pm
11/12	Utah State*	Johnson Center	2 pm
11/16	Nevada*	Reno, Nev.	7:30 pm
11/19	San Diego State*	Johnson Center	2 pm
11/22	UNLV*	Las Vegas, Nev.	7 pm

All times are Mountain Time and subject to change • Bold denotes a home match
* denotes Mountain West match

UNM TOURNAMENT • ALBUQUERQUE, N.M. • JOHNSON CENTER



ABILENE CHRISTIAN WILDCATS (0-0)

Albuquerque, N.M. • Johnson Center • Friday, August 26 • 12:30 p.m. MT

Head Coach: Jason Bibler (3rd Year, 15-44)

Series Record: UNM leads 1-0

Watch: bit.ly/unmvsb_acu
Live Stats: Lobostats.com
Opp. Twitter: @ACU_Volleyball
Last Meeting: UNM 3-0 (9/14/13)

ARIZONA STATE SUN DEVILS (0-0)

Albuquerque, N.M. • Johnson Center • Friday, August 26 • 8 p.m. MT

Head Coach: Stevie Mussie (1st Year, 0-0)

Series Record: ASU leads 21-1

Watch: bit.ly/unmvsb_asu
Live Stats: Lobostats.com
Opp. Twitter: @SunDevilVB
Last Meeting: UNM 3-2 (8/31/07)

IDAHO VANDALS (0-0)

Albuquerque, N.M. • Johnson Center • Saturday, August 27 • 12:30 p.m. MT

Head Coach: Debbie Buchanan (17th Year, 244-229)

Series Record: First Meeting

Watch: bit.ly/unmvsb_idaho
Live Stats: Lobostats.com
Opp. Twitter: @IdahoVolleyball
Last Meeting: N/A

FAIRFIELD STAGS (0-0)

Albuquerque, N.M. • Johnson Center • Saturday, August 27 • 6 p.m. MT

Head Coach: Todd Kress (7th Year, 134-67/20th Overall, 368-262)

Series Record: First Meeting

Watch: bit.ly/unmvsb_fairfield
Live Stats: Lobostats.com
Opp. Twitter: @StagsVB
Last Meeting: N/A

NEWS and NOTES

NEW MEXICO HOSTS FIVE-TEAM TOURNAMENT TO OPEN 2016 SLATE

The Lobos will open their 2016 season at home, taking on four staunch opponents at Johnson Center on Friday and Saturday.

New Mexico's first match will be against Abilene Christian on Friday, followed by a showdown with Arizona State, a team receiving votes in the preseason AVCA Coaches Top 25 Poll.

UNM then closes its opening weekend with tilts vs. Idaho and Fairfield, an NCAA Tournament team from 2015, on Saturday.

This weekend will be just the second meeting between the Lobos and Abilene Christian, which is one more than all of the matches UNM has ever played against Idaho or Fairfield.

However, New Mexico and Arizona State are old rivals, with the Sun Devils holding a hefty 21-1 advantage in the series that dates back to the 1970s. History notwithstanding, the Lobos are currently the reigning champs in this affair, winning the last meeting 3-2 back in 2007.

This weekend is also the debut of the Lobos' homegrown roster that includes seven players

from the state of New Mexico. Out of that group of seven, five have a chance of starting during the season, including senior outside hitters **Cassie House**, **Devanne Sours** and **Julia Warren**, sophomore middle blocker **Victoria Spragg** and sophomore libero **Mercedes Pacheco**.

LOBOS PICKED FIFTH IN MW PRESEASON COACHES' POLL

The Lobos were selected to finish fourth in the Mountain West this season, as voted by the league's 11 coaches in the MW Preseason Coaches' Poll released August 16.

Seven-time defending league champion Colorado State narrowly claimed the top spot in the coaches' poll over Boise State, earning six of the 11 first-place votes and 96 total points to Boise State's haul of four first-place votes and 92 total points.

Third-place Wyoming secured the final first-place vote and 80 total points, ahead of the Lobos' 66-point tally. UNLV and San Diego State tied for fifth place with 64 points.

Finishing seventh to 11th respectively were

FIVE THINGS TO KNOW

The Lobos have seven native New Mexicans on its roster, including five probable starters

New Mexico has never lost a season opener during Jeff Nelson's first 9 seasons in Albuquerque.

3 Lobo seniors open their final seasons eyeing the program record book (*details on page 10*)

UNM was picked 4th in the preseason MW poll, its 9th top-5 selection during Jeff Nelson's tenure

The Lobos have played one match against 3 of its opening-weekend opponents, but 22 vs. Arizona State

2016 ROSTER

NUMERICAL

NO.	NAME	POSITION	HEIGHT	YEAR	EXPERIENCE	HOMETOWN (HIGH SCHOOL/LAST SCHOOL)
1	Devanne Sours	OH	6-2	Sr.	3L	Tatum, N.M. (Tatum HS)
2	Jessica Leo	S	5-4	Fr.	HS	Phoenix, Ariz. (Mountain Pointe HS)
3	Mercedes Pacheco	DS/L	5-2	So.	1L	Albuquerque, N.M. (St. Pius X HS)
4	Carson Heilborn	S	6-0	So.	1L	Auburn, Wash. (Auburn Riverside HS)
5	Julia Warren	OH/L	6-1	Sr.	3L	Albuquerque, N.M. (La Cueva HS)
6	Allie Askew	DS/L	5-2	So.	1L	Phoenix, Ariz. (Desert Vista HS)
7	Victoria Spragg	MB	6-5	RS So.	1L-RS	Belen, N.M. (Belen HS)
8	Ashley Kelsey	OH/L	6-0	RS Jr.	2L-RS	Ewa Beach, Hawai'i (James Campbell HS)
9	Jane Cisar	MB	5-11	Fr.	HS	Albuquerque, N.M. (Volcano Vista HS)
10	Lauren Twitty	OH	6-1	Fr.	HS	Broadlands, Va. (Briar Woods HS)
11	Lise Rugland	S	5-9	RS Jr.	2L-RS	Tananger, Norway (Sauda Vidergaende Skole, ToppVolley)
12	Cassie House	OH/MB	6-2	Sr.	3L	Rio Rancho, N.M. (Cleveland HS)
14	Maddie Mayfield	DS/L	5-4	RS Jr.	2L-RS	Albuquerque, N.M. (La Cueva HS)
17	J'Kaylee Clark	MB	5-11	Fr.	HS	Farmersville, Texas (Farmersville HS)
18	Marisa Doran	OH	6-0	Sr.	1L-TR	Orange, Calif. (Irvine Valley College/Villa Park HS)
21	Mariessa Carrasco	MB	6-0	RS So.	1L-RS	El Paso, Texas (Chapin HS)

RETURNERS - 2015 STATS

NO.	NAME	SP-MP	K	K/S	E	TA	PCT	A	R/S	SA	SE	D	D/S	RE	BS	BA	TOT	B/S	PTS	PTS/S
1	Devanne Sours*	116-31	355	3.06	167	1057	.178	11	0.09	31	72	197	1.70	22	3	44	47	0.41	411.0	3.54
3	Mercedes Pacheco	87-29	1	0.01	0	1	1.000	40	0.46	2	0.02	19	2.20	20	0	0	0	0.00	3.0	0.03
4	Carson Heilborn	7-6	3	0.43	2	8	.125	16	2.29	0	2	8	1.14	0	0	0	0	0.00	3.0	0.43
5	Julia Warren*^#	116-31	249	2.15	124	819	.153	50	0.43	18	19	300	2.59	18	4	27	31	0.27	284.5	2.45
6	Allie Askew	74-24	0	0.00	0	0	.000	2	0.03	7	9	22	0.30	0	0	0	0	0.00	7.0	0.09
7	Victoria Spragg	Redshirt Season																		
8	Ashley Kelsey*	109-31	2	0.02	3	12	-.083	58	0.53	18	35	285	2.61	16	0	1	1	0.01	20.5	0.18
11	Lise Rugland	Redshirt Season																		
12	Cassie House*!^	110-31	276	2.51	124	751	.202	4	0.04	23	56	90	0.82	0	11	75	86	0.78	347.5	3.15
14	Maddie Mayfield	Redshirt Season																		
18	Marisa Doran	56-24	18	0.32	12	75	.080	5	0.09	6	5	56	1.00	7	1	5	6	0.11	27.5	0.48
21	Mariessa Carrasco	32-17	23	0.72	10	65	.200	0	0.00	0	0	1	0.03	0	5	25	30	0.94	40.5	1.25

*Indicates starter in 2015 • ! Indicates 2015 All-MW • ^Indicates 2014 All-MW • #Indicates 2013 All-MW

ROSTER BREAKDOWN

CLASS	PLAYERS	POSITION	PLAYERS	COUNTRY/STATE	PLAYERS
Freshmen (4)	Leo, Twitty, Clark, Cisar	Setter (3)	Heilborn, Rugland, Leo	Arizona (2)	Askew, Leo
Sophomore (5)	Askew, Heilborn, Pacheco Carrasco (RS), Spragg (RS)	Outside/Middle (1)	House	California (1)	Doran
Junior (3)	Kelsey (RS), Rugland (RS) Mayfield (RS)	Middle Blocker (4)	Carrasco, Spragg Clark, Cisar	Hawaii (1)	Kelsey
Senior (4)	Doran, House, Sours, Warren	Outside Hitter (3)	Sours, Doran, Twitty	New Mexico (7)	Cisar, House, Mayfield Pacheco, Spragg, Sours, Warren
		OH/Libero (2)	Warren, Kelsey	Texas (2)	Carrasco, Clark
		Libero/DS (3)	Mayfield, Pacheco, Askew	Washington (1)	Heilborn
				Virginia (1)	Twitty
				Norway (1)	Rugland

NEWCOMERS

NO.	NAME	HOMETOWN/PREVIOUS SCHOOL
2	Jessica Leo	Phoenix, Ariz. (Mountain Pointe HS)
9	Jane Cisar	Albuquerque, N.M. (Volcano Vista HS)
10	Lauren Twitty	Broadlands, Va. (Briar Woods HS)
17	J'Kaylee Clark	Farmersville, Texas (Farmersville HS)

PRONUNCIATION

Allie Askew..... AS-cue (not uh-skew)	Carson HeilbornHILE-born
Mariessa Carrasco Ma-REESE-uh	Lise Rugland .. LEE-say ROOG-land
Jane Cisar Sees-are (like Caesar)	Devanne Sours Devin
J'Kaylee Clark..... Juh-KAY-Lee	JJ Glavan GLAY-vin
Marisa Doran Door-in	

COACHING STAFF

Head Coach: Jeff Nelson (10th season | Ball State, 1986)
Assistant Coach: Pauline Manser (2nd season | New Mexico, 1991)
Certified Athletic Trainer: Bree Muñoz (1st season | Long Beach State, 2012)

Assistant Coach: JJ Glavan (4th season | Western State College, 2005)
Volunteer Assistant Coach: Gitaik Hong (1st Season | Sungkyunkwan University, 1984)
Director of Operations: Elsa Krieg (1st season | New Mexico, 2015)

NEWS AND NOTES

GENERAL INFORMATION

Name of School.....	University of New Mexico
City/Zip	Albuquerque, N.M. 87106
Founded	1889 by Territorial Legislature
Enrollment	25,299 (Spring 2016)
Nickname.....	Lobos
School Colors	Cherry & Silver
Conference	Mountain West
Affiliation.....	NCAA Division I
President	Dr. Robert Frank
Vice President for Athletics.....	Paul Krebs

PROGRAM HISTORY

First Year of Volleyball	1975
All-Time Record (Pct.)	610-587 (.510)
Mountain West Record (Pct.)	119-147 (.447)
NCAA Tournament Appearances	9
.....	1981, 1988, 1990, 1991, 1992, 1993, 1994, 2009 & 2010
NCAA Tournament Record	5-9
Last NCAA Postseason Opponent	USC
Last NCAA Postseason Result.....	L, 0-3, 2010 (1st Rd.)
Conference Championships	2
.....	1988 (High Country) and 1991 (WAC)

TEAM INFORMATION

2015 Overall Record.....	17-14 (.548)
2015 Mountain West Record	10-8 (.556)
2015 Final National Ranking	N/A
2015 Postseason Finish	N/A
2015 Mountain West Finish	4th
Letterwinners Returning/Lost.....	12/4
Starters Returning/Lost.....	3 + Libero/3
Newcomers.....	4
Returning Redshirts.....	3

VOLLEYBALL STAFF

Head Coach.....	Jeff Nelson (Ball State, 1986)
Year at UNM/Overall	10th season/22nd season
Indoor Record at UNM (Pct.)	172-101 (.630)
Beach Record at UNM (Pct.)	20-20 (.500)
Career Indoor Record (Years).....	414-248 (.625)
Assistant Coach.....	Pauline Manser (New Mexico, 1991)
Year at UNM.....	2ns season
Assistant Coach.....	JJ Glavan (Western State, 2005)
Year at UNM.....	4th season
Director of Operations	Elsa Krieg (New Mexico, 2015)
Volunteer Asst. Coach.....	Gitaik Hong (Sungkyunkwan Univ., 1984)
Lobo League Director	Dave Buchholz
Strength Coach.....	Joaquin Chavez
Academic Advisor.....	Brian Ferguson
Head Athletic Trainer	Bob Waller
Volleyball Athletic Trainer.....	Breanna Muñoz

COMMUNICATIONS

Volleyball Contact/Asst. Director of Comm.....	Mike Mulcahy
Email.....	mmulcahy@unm.edu
Cell Phone (Preferred).....	(505) 379-2029
Communications Office	(505) 925-5520
Volleyball Press Row	(505) 379-2020

DIGITAL MEDIA

Athletics Website	GoLobos.com
Main University Web Site	unm.edu
Conference Website	TheMW.com
Twitter	@UNMVolley
Instagram	@UNMVolley

FACILITIES

Main Home Venue	Johnson Center Gymnasium
Capacity.....	4,800
Location.....	Redondo Dr. & Stanford Dr.

Nevada (47 points), Fresno State (35), Utah State (28), San José State (21) and Air Force (12).

This is the Lobos' ninth top-five selection in the preseason poll under Nelson. Last season, the Lobos were picked fifth.

NELSON IN SEASON OPENERS

The Lobos have never lost a season opener during Nelson's first nine seasons in Albuquerque. In fact, New Mexico has lost a total of two sets in the eight season openers Nelson has coached (2007 vs. Florida Atlantic and 2011 vs. South Florida).

Season-opening tournaments have also been successes during Nelson's tenure. Every year, the Lobos have won at least a majority of their matches.

However, New Mexico has posted at least one loss during its season-opening swing each of the last six seasons (from 2010-15) after opening the Nelson era with three undefeated opening weekends (from 2007-09).

WE ARE NEW MEXICO

Out of the 16 players on New Mexico's 2016 roster, seven hail from the Land of Enchantment. Three are senior outside hitters that all project to start in **Julia Warren** (Albuquerque), **Devanne Sours** (Tatum) and **Cassie House** (Rio Rancho). Expected starting middle blocker **Victoria Spragg** (Belen) is also from New Mexico, along with freshman middle **Jane Cisar** (New Mexico).

Defensive specialists **Mercedes Pacheco** (Albuquerque) and **Maddie Mayfield** (Albuquerque) round out the Lobos' contingent from New Mexico.

Overall, those seven native New Mexicans make up just under 44 percent of the Lobos' roster. When compared to the rest of the Mountain West, that's the third highest percentage of players competing at a school in their home state. Fresno State tops the list with nine California players out of 14 (64%), while San Diego State has 11 California players out of 20 (55%).

However, compared to every school in Division I, New Mexico ranks 31st in "home-state" players. When you discount all schools from the fertile recruiting states of Texas and California, UNM jumps all the way up to 13th in "home-state" players.

WHO'S BACK

Although New Mexico loses three veteran starters in Hannah Johnson, Skye Gullatt and Simone Henderson, it does bring back a solid nucleus of players. 12 letterwinners from last year's 17-14 squad return, including three

starters.

New Mexico returns all of its outside hitters, including **Devanne Sours**, **Cassie House**, **Julia Warren** and **Marisa Doran**. Also back are the two primary liberos from 2015 in **Ashley Kelsey** and **Mercedes Pacheco**.

Additionally, reserves from 2015 like middle blocker **Mariessa Carrasco** and setter **Carson Heilborn** are both primed to move into starting or key roles for the Lobos in 2016. Service specialist **Allie Askew** also returns along with UNM's projected starting middle blocker **Victoria Spragg**, who redshirted last year after battling thumb injuries.

The Lobos also add back a couple of stalwarts from their beach volleyball program. **Lise Rugland** and **Maddie Mayfield** are both crossing over onto the hardwood for New Mexico and look to play important roles indoors.

WHO'S NEW

Four freshman are making their debut at New Mexico in 2016. AVCA High School All-American **Lauren Twitty**, an outside hitter from Broadlands, Va., is one freshman looking to make an immediate impact for the Lobos' deep offensive corp.

Middle blockers **J'Kaylee Clark** (Farmersville, Texas) and **Jane Cisar** (Albuquerque, N.M.) are also in contention for playing time at the net. Clark was a talented dual-sport athlete in Texas, while Cisar was named First-Team All-State in New Mexico.

The final newcomer is **Jessica Leo**, a setter from Phoenix. A daughter of one of head coach **Jeff Nelson's** players when Nelson was an assistant at Arizona State, Leo was selected to the Nike Tournament of Champions All-Tournament Team in 2014.

ON THE 2016 SCHEDULE

The Lobos, who went 17-14 overall and 10-8 in Mountain West play in 2015, have put together a challenging 2016 schedule that provides a number of opportunities to build an NCAA-caliber resumé.

The schedule is highlighted by New Mexico's match vs. Nebraska on September 10, but the Lobos also have matches against 2015 NCAA Tournament teams in Arizona State, Fairfield, Rio Grande Rival New Mexico State and Mountain West foe Colorado State.

Fairfield (MAAC) and NM State (WAC) also won their respective conference championships last year.

New Mexico opens its season with the five-team tournament on August 26-27 at Johnson Center. The Lobos welcome Abilene Christian and Arizona State for a pair of matches Friday, August 26, before turning around and playing Idaho and Fairfield on the following Saturday.

NEWS AND NOTES

MOUNTAIN WEST INFORMATION

PRESEASON MOUNTAIN WEST POLL

Rk.	Team (1st-Place Votes)	Points
1.	Colorado State (6)	96
2.	Boise State (4)	92
3.	Wyoming (1)	80
4.	New Mexico	66
5.	San Diego State	64
	UNLV	64
7.	Nevada	47
8.	Fresno State	35
9.	Utah State	28
10.	San José State	21
11.	Air Force	12

PRESEASON ALL-MOUNTAIN WEST TEAM

Name	Yr.	Pos.	Institution
Sierra Nobley	OH	Jr.	Boise State
Maddy O'Donnell	MB	Sr.	Boise State
Maddi Osburn	L/DS	Jr.	Boise State
Alexandra Poletto	MB	Jr.	Colorado State
Bree Hammel	MB	Sr.	UNLV
Alexis Patterson	S	Jr.	UNLV
Laura Beach	MB	Sr.	Wyoming

Preseason Player of the Year: Sierra Nobley
OH, Jr., Boise State

AVCA DIVISION I COACHES TOP 25 POLL

Rk.	Team (1st Votes)	Pts.	'15 Rec	Prev.
1	Nebraska (60)	1594	32-4	1
2	Texas (3)	1517	30-3	2
3	Minnesota	1368	30-5	3
4	Wisconsin	1255	26-7	10
5	Kansas	1237	30-3	4
6	Hawai'i	1183	29-2	7
T-7	Washington	1162	31-3	6
T-7	Southern California	1162	33-3	5
9	Penn State	1123	28-6	9
10	Florida	1090	25-7	8
11	Stanford (1)	979	23-7	14
12	UCLA	940	25-8	12
13	BYU	806	28-4	11
14	Illinois	724	21-13	15
15	Ohio State	700	25-10	13
16	Texas A&M	600	24-7	18
17	Florida State	443	25-8	20
18	Creighton	419	27-9	19
19	North Carolina	386	21-10	25
20	Purdue	335	23-10	17
21	Loyola Marymount	295	24-9	16
22	Western Kentucky	221	32-4	22
23	Louisville	201	25-7	21
24	Kentucky	161	21-10	NR
25	Colorado State	145	26-4	23

Others receiving votes and listed on two or more ballots:
San Diego 113; Michigan State 107; Missouri 97; Oregon 85; Michigan 83; Arizona 68; Iowa State 59; Long Beach State 25; Arkansas State 23; Wichita State 21; Arizona State 16; Dayton 6; Marquette 6; TCU 3

The Lobos then travel to Tampa, Florida, to play South Florida, Western Carolina and Stetson on September 2-3.

Nelson and company return to Albuquerque as they host the Lobo Classic at The Pit. New Mexico will take on Arkansas on September 8 before playing their marquee match vs. Nebraska on September 10.

New Mexico closes out tournament play with a five-team affair in Arlington, Texas, as they travel to UT Arlington to play Houston Baptist and the Mavericks on September 16, and Samford and UTEP on September 17.

The Lobos round out their non-conference schedule with New Mexico State on October 16.

ACES IN THE CLASSROOM

New Mexico shined academically in 2015 as Lobo volleyball collected a number of national- and conference-level awards.

The AVCA announced that 131 Division I teams earned the AVCA Team Academic Award for the 2015-16 season and New Mexico earned a spot on the list. The Lobos finished with a 3.32 cumulative GPA for the 2015-16 academic year.

It's the ninth straight semester — and the 27th semester in the last 28 — that the team posted at least a 3.0 GPA.

Overall, New Mexico has earned the honor eight times, previously being recognized by the AVCA in 2004, 2006, 2007, 2009, 2010, 2011 and 2015.

Five Lobos also made their way onto the Mountain West Scholar-Athlete list, including current student-athlete **Devanne Sours**, **Carson Heilborn** and **Marisa Doran**.

New Mexico also placed a number of players on the Mountain West All-Academic team, with **Allie Askew**, **Mariessa Carrasco**, **Cassie House**, **Sours** and **Doran** earning a spot.

LOBOS HOST SUCCESSFUL ALUMNI MATCH IN PRESEASON TUNEUP

New Mexico hosted a successful Alumni Match Saturday, August 20, at Johnson Center, sweeping four straight sets against some former Lobo greats, 25-9, 25-11, 25-19, 25-21.

In the team's lone tuneup before the regular season, the Lobos received some strong performances across the board, which is exactly what head coach Jeff Nelson and his staff wanted to see.

UNM's seniors led the way, pacing the Lobos to a strong .364 hitting percentage (56 kills, 12 errors, 121 attempts).

Offensively, Cassie House registered a game-high 18 kills and Devanne Sours chipped in 10

kills and seven digs, while Julia Warren (five kills, nine digs and three aces) and Marisa Doran (five digs, four block assists) posted strong efforts defensively.

The Lobos' setters also shined as Carson Heilborn parlayed a starting effort into 28 assists (and six errorless kills), and Lise Rugland dished out 12 assists.

Victoria Spragg also had a strong night, notching five kills and a pair of blocks assists.

Elsewhere, Mercedes Pacheco (10 digs) and Ashley Kelsey (three digs) successfully split the libero duties, while freshmen J'Kaylee Clark (four kills, 3 BA), Lauren Twitty (three kills) and Jane Cisar (two kills, 3 BA) posted productive Lobo debuts.

In fact, every player on the roster made an impact, with all 16 players recording at least a kill or a dig.

SPRAGG, HEILBORN PLAY FOR MOUNTAIN WEST ALL-STARS

Sophomore **Carson Heilborn** and **Victoria Spragg**, competed with the 2016 Mountain West All-Star Women's Volleyball Team over the summer.

It's the third straight year the Lobos have been represented on the team. Last season, seniors **Julia Warren** and **Devanne Sours** competed with Nelson coaching the team, while in 2014, Warren, **Cassie House** and assistant coach **JJ Glavan** made the trip.

The year's team competed in the 2016 European Global Challenge in Pula, Croatia, from July 10-14, and faced off against junior national and club teams from throughout Europe.

The team finished third out of the 13-team field.

THE LOBOS TAKE ON AUSTRALIA

The University of New Mexico volleyball team went Down Under to Australia on Saturday, May 21, for a two-week trip, where it spent 11 days touring and playing a number of matches against national teams.

The Lobos, under head coach Jeff Nelson and assistants Pauline Manser and JJ Glavan, played two matches vs. club teams in Queensland before taking on national teams from Australia, New Zealand and Croatia in Melbourne.

UNM fared well in their competitions, sweeping a pair of club teams in the Queensland Club Team and the Queensland Pirate and topping the Australian and New Zealand national teams. Croatia was the only team that edged New Mexico.

The Lobos also learned about Australian culture and toured the country's beaches

STAT TRACKER

DOUBLE-DOUBLES

20+ KILLS

.500+ ATTACK PCT. (MIN 12 KILLS)

40+ ASSISTS

20+ DIGS

10+ BLOCKS

during their trip, which was organized in part by Manser, a former UNM All-American and a native Australian

It was New Mexico's first international trip since 2012, when the Lobos headed to Italy and Slovenia, as per NCAA rules that allow collegiate teams to take international trips once every four years.

HONG LENDS A HAND TO NEW MEXICO VOLLEYBALL

After a successful professional career in his native South Korea, **Gitaik Hong** has made an early impact for the New Mexico volleyball team as a volunteer assistant coach, bringing a different perspective on the game.

Hong gives the program another defensive-minded coach who can assist the players.

His first experience in volleyball came in high school, where a volleyball coach noted his height. He put in a year playing with CheongSuk High School in South Korea, and made his first national team at age 18 in 1980.

While playing for the National Junior Men's Volleyball, Hong was part of the team that won first place in the Asia National Junior Championship.

He then went on to have a standout career as an outside hitter for Sung Kyun Kwan University, taking runner-up honors a number of times at the national championships and playing on the South Korean National University team in 1983 and 1985.

After graduating with his bachelor's degree in public administration, Hong then went on to play for the South Korean National Senior Men's Volleyball Team from 1985-87 and the LG Professional Volleyball Team from 1985-92.

Her was awarded MVP in 1985 and won third place for hitter and second place for blocker from 1984-89.

Hong then went on to coach the LG Professional Volleyball Team from 1995-99 before moving to New York.

Eventually, Hong made it to Albuquerque in 2011, when he started to coach with the Albuquerque Rebels Volleyball Club. Over the next few years, he also coached at Cibola High School, New Mexico Highlands University and with the New Mexico Juniors Volleyball Club.

NEWS AND NOTES

LOBOS RECORD WHEN...

Overall	0-0
Home	0-0
Away	0-0
Neutral	0-0
Conference	0-0
Home	0-0
Away	0-0
Non-Conference	0-0
Home	0-0
Away	0-0
Neutral	0-0
vs. Top 25	0-0
Three sets	0-0
Four sets	0-0
Five sets	0-0
First of day	0-0
Second of day	0-0
Day Games	0-0
Night Games	0-0

By Month

August	0-0
September	0-0
October	0-0
November	0-0
December	0-0

By Day of week

Monday	0-0
Tuesday	0-0
Wednesday	0-0
Thursday	0-0
Friday	0-0
Saturday	0-0
Sunday	0-0

By Sets

Winning first set	0-0
Losing first set	0-0
Winning second set	0-0
Losing second set	0-0
Winning third set	0-0
Losing third set	0-0
Winning fourth set	0-0
Losing fourth set	0-0
Winning fifth set	0-0
Losing fifth set	0-0

By Stats (than opposition)

More kills	0-0
Less kills	0-0
Equal kills	0-0
More attacks	0-0
Less attacks	0-0
Equal attacks	0-0
Ouhit	0-0
Out hit by	0-0
Hitting equal	0-0
More assists	0-0
Less assists	0-0
More aces	0-0
Less aces	0-0
Equal aces	0-0
More service errors	0-0
Less service errors	0-0
More digs	0-0
Less digs	0-0
Equal digs	0-0
More total blocks	0-0
Less total blocks	0-0
Equal total blocks	0-0
Lobo has double-double	0-0
Lobo has triple-double	0-0

By Uniform

Cherry Primary	0-0
White Primary	0-0
Charcoal Primary	0-0
Turquoise Libero	0-0
Other Libero	0-0

UNM INVITATIONAL: THE FIELD



ABILENE CHRISTIAN WILDCATS (0-0)

2015 Record: 9-20 (9-7 Southland)	Years/Record at ACU: 3rd/15-44 (.254)	Starters Returning/Lost: 4/2 + Libero
Head Coach: Jason Bibler	Years/Career Record: Same	Newcomers: 7

ABOUT ABILENE CHRISTIAN

After a winless non-conference season, Jason Bibler's Wildcats went 9-7 in Southland Conference play last year. Although Abilene Christian returns a fair amount of offense — including three players with at least 199 kills — it'll have to replace its all-conference outside hitter and libero.

The Wildcats, who are in their final year of transitioning to Division I status, were picked sixth in the Southland's preseason media and SID polls.

SERIES VS. ABILENE CHRISTIAN

The Lobos are 1-0 all-time against ACU, sweeping the Wildcats in Albuquerque at the 2013 Lobo Invitational. Then a freshman, current New Mexico senior Julia Warren had six kills in the match.



ARIZONA STATE SUN DEVILS (0-0)

2015 Record: 19-13 (8-12 Pac-12)	Years/Record at ASU: 1st/0-0 (.000)	Starters Returning/Lost: 2 + Libero/4
Head Coach: Stevie Mussie	Years/Career Record: Same	Newcomers: 4

ABOUT ARIZONA STATE

An NCAA Tournament team in 2015, the Sun Devils are a different team in 2016. Under first-year head coach Stevie Mussie, Arizona State returns just two starters and their primary libero from last year's squad that finished 19-13. In that group of returners is Cassidy Pickrell, who led ASU with 304 kills in 2015, and Halie Harker, who compiled 423 digs.

SERIES VS. ARIZONA STATE

New Mexico and Arizona State have a relatively long history, first playing back in the 1970s. ASU has owned the series, however, going 21-1. However, the Lobos got the last laugh, winning a five-set thriller in Tempe in 2007 during Jeff Nelson's first season as UNM's head coach.



IDAHO VANDALS (0-0)

2015 Record: 14-16 (10-6 Big Sky)	Years/Record at UI: 17th/244-229 (.516)	Starters Returning/Lost: 3/3 + Libero
Head Coach: Debbie Buchanan	Years/Career Record: Same	Newcomers: 9

ABOUT IDAHO

Under 17th-year head coach Debbie Buchanan, Idaho comes into the 2016 season needing to replace some key personnel. Gone are two prolific outside hitters and virtually all of the Vandals' setting, and key players at libero and middle blocker have also departed. Still, Idaho has a young corps of outside hitters and has added nine newcomers to the team selected to finish sixth in the Big Sky in 2016.

SERIES VS. IDAHO

This is the first meeting between Idaho and New Mexico.



FAIRFIELD STAGS (0-0)

2015 Record: 21-10 (15-3 MAAC)	Years/Record at FU: 6th/134-67 (.667)	Starters Returning/Lost: 5 + Libero/1
Head Coach: Todd Kress	Years/Career Rec: 20th/368-262 (.584)	Newcomers: 5

ABOUT FAIRFIELD

Fairfield looks to build on an exceptional 2015 campaign, when it won the Metro Atlantic Athletic Conference title and made it to the NCAA Tournament. 2015 MAAC Coach of the Year Todd Kress has the luxury on relying on proven players, as well, including MAAC Preseason Player of the Year Skyler Day, Preseason All-MAAC Megan O'Sullivan and 2015 MAAC Championship MVP Megan Theiler.

There's depth and experience on this team, but the Stags have played just two Group of Five/Power Five teams in the last two years.

SERIES VS. FAIRFIELD

This is the first meeting between Fairfield and New Mexico.

MOUNTAIN WEST STANDINGS

School (Rk)	CONFERENCE					OVERALL					MATCH RESULTS						
	W	L	Pct.	Home	Away	W	L	Pct.	Home	Away	Neut.	3s	4s	5s	L10	Strk	
Air Force	0	0	.000	0-0	0-0	0	0	.000	0-0	0-0	0-0	0-0	0-0	0-0	0-0	4-6	L1
Boise State	0	0	.000	0-0	0-0	0	0	.000	0-0	0-0	0-0	0-0	0-0	0-0	0-0	6-4	L1
Colorado State (25)	0	0	.000	0-0	0-0	0	0	.000	0-0	0-0	0-0	0-0	0-0	0-0	0-0	8-2	L1
Fresno State	0	0	.000	0-0	0-0	0	0	.000	0-0	0-0	0-0	0-0	0-0	0-0	0-0	2-8	W1
Nevada	0	0	.000	0-0	0-0	0	0	.000	0-0	0-0	0-0	0-0	0-0	0-0	0-0	3-7	W1
New Mexico	0	0	.000	0-0	0-0	0	0	.000	0-0	0-0	0-0	0-0	0-0	0-0	0-0	7-3	W1
San Diego State	0	0	.000	0-0	0-0	0	0	.000	0-0	0-0	0-0	0-0	0-0	0-0	0-0	5-5	L1
San José State	0	0	.000	0-0	0-0	0	0	.000	0-0	0-0	0-0	0-0	0-0	0-0	0-0	1-9	L7
UNLV	0	0	.000	0-0	0-0	0	0	.000	0-0	0-0	0-0	0-0	0-0	0-0	0-0	8-2	W1
Utah State	0	0	.000	0-0	0-0	0	0	.000	0-0	0-0	0-0	0-0	0-0	0-0	0-0	4-6	W1
Wyoming	0	0	.000	0-0	0-0	0	0	.000	0-0	0-0	0-0	0-0	0-0	0-0	0-0	7-3	L1

(#) = AVCA poll ranking ^ = MW champion

NEW MEXICO | MOUNTAIN WEST LEADERBOARD

TEAM (ALL MATCHES)

New Mexico	Statistic	MW Leader
.....	Hitting %
.....	Opp. Hitting %
.....	Assists/Set
.....	Kills/Set
.....	Blocks/Set
.....	Aces/Set
.....	Digs/Set

TEAM (CONFERENCE MATCHES)

New Mexico	Statistic	MW Leader
.....	Hitting %
.....	Opp. Hitting %
.....	Assists/Set
.....	Kills/Set
.....	Blocks/Set
.....	Aces/Set
.....	Digs/Set

INDIVIDUAL (ALL MATCHES)

New Mexico	Statistic	MW Leader
.....	Hitting %
.....	Opp. Hitting %
.....	Assists/Set
.....	Kills/Set
.....	Blocks/Set
.....	Aces/Set
.....	Digs/Set

INDIVIDUAL (CONFERENCE MATCHES)

New Mexico	Statistic	MW Leader
.....	Hitting %
.....	Opp. Hitting %
.....	Assists/Set
.....	Kills/Set
.....	Blocks/Set
.....	Aces/Set
.....	Digs/Set

ATTENDANCE NOTES

2015 NATIONAL ATTENDANCE - AVERAGE PER GAME

Rk.	School	Total	#	Avg	Rk.	School	Total	#	Avg
1	Nebraska	147,714	18	8,206	22	BYU	26,205	14	1,872
2	Hawaii	131,187	19	6,905	23	Ohio St.	27,263	15	1,818
3	Wisconsin	85,774	17	5,046	24	TCU	19,164	11	1,742
4	Minnesota	62,574	15	4,172	25	Kentucky	24,334	14	1,738
5	Penn St.	66,672	17	3,922	26	USC	32,400	19	1,705
6	Illinois	39,260	13	3,020	27	Texas A&M	25,053	15	1,670
7	Missouri	32,477	11	2,952	28	Creighton	29,905	18	1,661
8	Michigan St.	37,333	13	2,872	29	Oregon	15,874	10	1,587
9	Texas	47,856	18	2,659	30	North Carolina	23,629	16	1,477
10	Washington	44,680	17	2,628	31	Arizona	23,391	16	1,462
11	Iowa St.	34,113	13	2,624	32	Michigan	23,021	16	1,439
12	Purdue	40,379	16	2,524	33	Kansas	22,324	16	1,395
13	UNI	27,329	12	2,277	34	Iowa	22,754	17	1,338
14	Colorado St.	38,584	17	2,270	35	Duke	18,318	14	1,308
15	Wichita St.	31,650	14	2,261	36	Maryland	20,027	16	1,252
16	Ohio	30,906	14	2,208	37	Colorado	21,244	17	1,250
17	Florida	29,267	14	2,091	38	UCLA	17,435	14	1,245
18	Kansas St.	22,362	11	2,033	39	Oregon St.	11,984	10	1,198
19	Louisville	34,334	17	2,020	40	LSU	12,673	11	1,152
20	Stanford	30,528	16	1,908	41	New Mexico	16,494	15	1,100
21	Arizona St.	28,182	15	1,879					

As of Dec.9, 2015

2015 UNM ATTENDANCE MARKS

Date	Opponent	Result	Total
Sept. 4	Santa Clara	W, 3-0	1324
Sept. 5	Cal State Fullerton	W, 3-0	678
Sept. 5	SMU	L, 2-3	927
Sept. 18	CSUN^	W, 3-1	1371
Sept. 19	LIU Brooklyn^	W, 3-0	701
Sept. 19	LSU^	L, 2-3	3267
Sept. 24	San Diego State*	L, 0-3	751
Sept. 26	Nevada*	W, 3-1	771
Oct. 15	Fresno State*	W, 3-0	807
Oct. 17	UNLV*	W, 3-1	1132
Oct. 27	Air Force*	W, 3-0	736
Oct. 29	San José State*	W, 3-0	729
Nov. 5	Wyoming*	L, 2-3	743
Nov. 7	Colorado State*	L, 0-3	1437
Nov. 18	Utah State*	W, 3-0	1120

Average = 1100

^ denotes game played at WisePies Arena aka The Pit (15,411)
* denotes Mountain West game

THE JEFF NELSON FILE



JEFF NELSON

HEAD COACH

VOLLEYBALL/BEACH VOLLEYBALL

VOLLEYBALL PROFILE

COLLEGIATE COACHING EXPERIENCE

- Overall Indoor Record (22nd season).....414-248 (.625)
- New Mexico Head Coach2007-pres. (10th season)
Court Record.....172-101 (.630, 2007-pres., 9 season)
Beach Record...20-20 (.500, 2015-pres., 2 seasons)
- San Francisco Head Coach.....2003-06 (4 seasons)
Record (Pct.).....76-51 (.598)
- Texas Tech Head Coach.....1995-2002 (8 seasons)
Record (Pct.).....166-96 (.634)

OTHER COACHING EXPERIENCE

- Muncie Burriss HS Assistant Coach (1995)
- Arizona State Assistant Coach (1990-95)
- U.S. Olympic Festival West Assistant Coach (1994)
- U.S. Olympic Festival North Assistant Coach (1993)
- U.S. Junior National Boys Head Coach (1992)
- U.S. Junior National Boys Assistant Coach (1991)
- Minnesota Assistant Coach (1989-90)
- Minnesota Monarchs (MLV) Head Coach (1989)
and Assistant Head Coach (1988)
- Nebraska Graduate Assistant (1986-88)

ALMA MATER: Ball State, 1986

COLLEGIATE PLAYING EXPERIENCE:

Setter/Outside Hitter/Defensive Specialist,
Ball State, 1985-86

FAMILY: Harley, 21, and Kaden, 18

COACHING ACCOMPLISHMENTS

100th career win: vs. Ball State (Nanook Classic, Fairbanks, Ala.), 3-1 on Sept. 12, 1999
200th career win: vs. Portland, 3-0, on Nov. 6, 2004
300th career win: at New Orleans, 3-1, on Nov. 27, 2009
400th career win: vs. Santa Clara (Lobo Classic, Albuquerque, N.M.), 3-0, on Sept. 4, 2015
Best single-season winning percentage: .774 (24-7), 2013
Most wins in a season: 25, 1996 (25-9)
Winningest Coach in San Francisco History: 76-51
2010 Mountain West Coach of the Year
Austin High School (Austin, Minn.) Athletic Hall of Fame, inducted Jan. 2013
Don Shondell Lifetime Achievement Award in Volleyball Coaching, awarded Aug. 2015
Academic All-American of the Year (1)

Jill Burness, 1996

Mountain West Scholar-Athlete of the Year (1)

Kelly Williamson, 2011-12

NCAA Postgraduate Scholarship Recipients (2)

Jill Burness (1996) and Kelly Williamson (2011)

NACDA Scholarship Recipient (1)

Jill Burness (1996)

Academic All-Americans (5)

Jill Burness (1995), Melissa McGehee (2002), Laura Grote (2002), Kelly Johnson (2002), Kelly Williamson (2010, '11)

Academic All-Region/District (5)

Hannah Johnson (2015), Lena Skipper (2013), Jade Michaelsen (2010), Kelly Williamson (2010 & 2011),
Jeanne Fairchild (2008)

Coached Over 90 Academic All-Conference honorees

AVCA All-Americans (10)

Colleen Smith (2000), Jeanne Fairchild (2008), Taylor Hadfield, (2009), Jade Michaelsen (2010), Lisa
Meeter (2010), Allison Buck, (2011), Ashley Rhoades (2011), Chantale Riddle (2012, '13, '14)

AVCA All-Region/District honorees (16)

Jill Burness (1996), Brande Brown (1997) Lisa Hilgers (1997,1998), Lori Garber (1998), Colleen Smith
(2000), Melissa McGehee (2000), Brittanie Budinger (2003), Jeanne Fairchild (2008), Taylor Hadfield
(2009, '10), Lisa Meeter (2010), Jade Michaelsen (2010), Allison Buck (2011), Ashley Rhoades (2011),
Chantale Riddle (2012, '13, '14)

All-Conference honorees (37)

All-Southwest Conference: Jennifer Cohn (1995)

All-Big 12 Conference First Team: Jill Burness (1996), Brande Brown (1997), Lisa Hilgers (1998),
Colleen Smith (2000), Melissa McGehee (2000), Kelly Johnson (2002)

All-Big 12 Conference honorable mention: Lisa Hilgers (1997), Sonia Moric (1998), Melissa McGehee (2001)

All-West Coast Conference: Brittanie Budinger (2003), Stephanie Voelckers (2004), Kristin Hasselberg (2006)

All-West Coast Conference honorable mention: Caroline Skacel (2003), Teresa Russell (2003),
Theresa Hart (2003), KeLicia Shorts (2004), Kristin Hasselberg (2005), Alix Gombos (2006)

All-West Coast Conference Freshman team: Darcy Carroll (2005), Haley Carroll (2006)

All-Mountain West: Jeanne Fairchild (2007, '08), Gayle Trip (2008), Jade Michaelsen (2008, '09, '10),
Taylor Hadfield (2009, '10), Rose Morris (2009), Lisa Meeter (2010), Allison Buck (2010, '11), Ashley
Rhoades (2011), Kelly Williamson (2011), Miquella Lovato (2012:Designated Libero, '13), Chantale
Riddle (2012, '13, '14), Hannah Johnson (2013, '14, '15), Julia Warren (2013:Freshman of the Year,
2014:Designated Libero), Cassie House (2014, '15), Skye Gullatt (2015), Simone Henderson (2015)

Players of the Year (9)

Big 12 Defensive Player of the Year: Heather Hughes-Justice (2000)

Big 12 Newcomer of the Year: Kelly Johnson (2001)

Mountain West Player of the Year: Jeanne Fairchild (2008)

Mountain West Freshman of the Year: Lisa Meeter (2007), Julia Warren (2013)

Mountain West Libero of the Year: Gayle Tripp (2008), Allison Buck (2010, '11), Miquella Lovato (2012),
Julia Warren (2014)

Mountain West Setter of the Year: Jade Michaelsen (2010)

THE JEFF NELSON FILE

COACHING RECORD

SCHOOL	YR.	OVERALL	CONF.	NCAA
Texas Tech	1995	21-12 (.636)	4-6	2nd Rd.
Texas Tech	1996	25-9 (.735)	12-8	1st Rd.
Texas Tech	1997	23-11 (.676)	10-10	
Texas Tech	1998	23-11 (.676)	12-8	1st Rd.
Texas Tech	1999	18-15 (.545)	7-13	
Texas Tech	2000	24-9 (.727)	12-8	1st Rd.
Texas Tech	2001	18-14 (.563)	9-11	1st Rd.
Texas Tech	2002	14-15 (.500)	9-11	
Texas Tech	8 yrs.	166-96 (.634)	75-75	5 app.

1995: Southwest Conference • 1996-2002: Big 12 Conference

SCHOOL	YR.	OVERALL	CONF.	NCAA
San Francisco	2003	23-8 (.742)	7-7	1st Rd.
San Francisco	2004	12-20 (.375)	4-10	
San Francisco	2005	18-13 (.581)	4-10	
San Francisco	2006	23-10 (.697)	6-8	
San Francisco	4 yrs.	76-51 (.598)	21-35	1 app.

2003-06: West Coast Conference

SCHOOL	YR.	OVERALL	CONF.	NCAA
New Mexico	2007	16-13 (.552)	7-9	
New Mexico	2008	22-7 (.733)	11-5	
New Mexico	2009	20-10 (.667)	10-6	1st Rd.
New Mexico	2010	20-10 (.667)	12-4	1st Rd.
New Mexico	2011	14-15 (.483)	6-8	
New Mexico	2012	20-13 (.606)	7-9	
New Mexico	2013	24-7 (.774)	14-6	
New Mexico	2014	19-12 (.613)	11-7	
New Mexico	2015	17-14 (.548)	10-8	
New Mexico	2016	0-0 (.000)	0-0	
New Mexico	10 yrs.	172-101 (.630)	88-62	2 app.

2007-16: Mountain West Conference

Career	22 yrs.	414-248 (.625)	184-172	8 app.
---------------	----------------	-----------------------	----------------	---------------

CAREER RECORD vs. ALL OPPONENTS

OPPONENT	W	L	OPPONENT	W	L	OPPONENT	W	L
Abilene Christian	1	0	Hawai'i	0	3	Rice	1	1
Air Force	19	0	Hofstra	3	0	Rutgers	1	0
UAB	1	0	Houston	2	1	Sacramento State	3	2
Alaska-Fairbanks	1	0	Houston Baptist	1	0	Seattle U	1	0
Albany	1	0	Idaho	0	0	St. John's	1	1
American	2	0	Idaho State	3	0	St. Francis (N.Y.)	1	0
Appalachian State	1	0	Iowa State	16	0	St. Francis (Pa.)	1	0
Arkansas	0	1	Jacksonville	1	0	Saint Mary's	3	5
Arkansas State	2	0	Kansas	12	2	Samford	0	0
Arkansas-Little Rock	1	0	Kansas State	5	9	Sam Houston State	1	0
Arizona	0	3	Kennesaw State	1	0	San Diego	1	8
Arizona State	1	2	Kentucky	1	0	San Diego State	10	9
Ball State	1	2	Lamar	2	0	San José State	11	1
Baylor	13	5	LaSalle	1	0	Santa Clara	1	8
Belmont	2	0	Liberty	2	0	Savannah State	1	0
Bethune Cookman	1	0	Long Beach State	0	1	Siena	1	0
Boise State	7	2	Long Island	4	0	SMU	7	2
Bowling Green	1	0	Louisiana-Lafayette	1	0	South Alabama	1	0
Bucknell	1	0	LSU	0	1	South Carolina	1	1
Butler	1	0	Louisiana Tech	1	0	South Florida	3	0
BYU	5	5	Loyola Marymount	3	7	Southeastern Louisiana	1	0
California	0	1	Marquette	1	0	USC	0	3
UC Davis	3	0	Maryland-Baltimore County	1	0	Southern Illinois	1	0
UC Irvine	2	0	Maryland-Eastern Shore	2	0	Southern	1	1
UC Riverside	2	1	Michigan State	0	1	Stanford	0	3
UC Santa Barbara	3	3	Missouri	12	3	Stephen F. Austin	2	0
Cal Poly	1	0	UMKC	1	0	Stetson	0	0
CSU Bakersfield	1	1	Missouri State	1	0	Syracuse	1	0
Cal State Fullerton	2	1	Montana State	1	0	Temple	1	0
CSUN	1	0	Nebraska	1	15	TCU	7	7
Centenary	1	0	Nevada	11	0	Texas	2	15
Central Arkansas	1	0	UNLV	10	11	Texas A&M	4	13
Central Connecticut	1	0	UNC Asheville	1	0	Texas A&M-Corpus Christi	1	0
Central Michigan	1	0	New Hampshire	1	0	Texas State	1	0
Chattanooga	1	0	New Jersey IT	1	0	UT Arlington	2	1
Clemson	1	0	New Mexico	3	0	UMKC	1	0
College of Charleston	1	0	New Mexico State	7	5	UTEP	7	0
Colorado	2	11	New Orleans	1	0	Texas-Pan American	2	0
Colorado State	2	16	Northern Arizona	3	1	Texas-San Antonio	1	0
Cornell	1	0	Northern Colorado	2	0	Texas Tech	1	1
Delaware	3	0	Northern Illinois	2	0	Towson	1	0
Denver	1	0	North Carolina	1	0	Tulane	1	1
Duke	1	0	North Carolina State	3	0	Utah	4	8
Duquesne	1	1	North Texas	2	0	Utah State	5	0
Eastern Illinois	1	0	Northwestern State	1	0	Virginia	1	0
Eastern Michigan	1	0	Ohio	2	0	Virginia Commonwealth	1	0
Eastern Washington	0	1	Oklahoma	13	3	Washington	0	1
Evansville	1	0	Oral Roberts	1	1	Washington State	1	0
Fairfield	1	0	Oregon	0	2	Western Carolina	0	0
Florida	0	1	Oregon State	1	0	Western Kentucky	1	0
Florida Atlantic	2	0	Pacific	1	2	West Virginia	1	0
Fresno State	4	5	Penn State	0	1	Wichita State	2	0
George Mason	3	0	Pepperdine	1	9	William & Mary	3	0
Georgia Southern	2	0	Pittsburgh	3	1	Wisconsin-Milwaukee	1	0
Georgia Tech	1	1	Portland	12	0	Wright State	1	0
Gonzaga	7	2	Portland State	2	1	Wyoming	10	9
Grambling State	2	0	Prairie View A & M	1	0			
Hampton	1	0	Rhode Island	2	0			

Bold denotes a 2016 opponent

NEW MEXICO CAREER RECORDS

HITTING EFFICIENCY (K-E-A)

1. Pauline Manser	.372 (1229-282-2549)	1988-91
2. Kelly Knowles	.370 (284-60-343)	1980-82
3. Laurel Luman	.331 (893-243-1965)	1990-93
4. S. Henderson	.313 (411-116-944)	2014-15
5. N. Ikeda-Nagatomo	.292 (1040-327-2438)	1986-89
6. Elsa Krieg	.291 (271-83-647)	2011-2014
7. Kim Hicks	.284 (1131-396-2584)	1980-81, '83
8. Jocelyn Funk	.280 (190-57-475)	1983-86
9. Ashley Rhoades	.277 (902-324-2087)	2008-11
10. Skye Gullatt	.277 (532-181-1267)	2012-15
11. Tania Gooley	.275 (1579-556-3721)	1991-94

KILLS

1. Chantale Riddle	1,623	2011-14
2. Tania Gooley	1,579	1991-94
3. Maria Gurreri	1,473	1987-90
4. Jeanne Fairchild	1,238	2006-08
5. Pauline Manser	1,229	1988-91
6. Lisa Meeter	1,161	2007-10
7. Kim Hicks	1,131	1980-81, '83
8. Amber Smith	1,122	1996-99
9. Anna Reines	1,089	2001-03
10. Terri Nielson	1,074	1980-83

ATTEMPTS

1. Chantale Riddle	4,288	2011-14
2. Tania Gooley	3,721	1991-94
3. Maria Gurreri	3,426	1987-90
4. Lisa Meeter	3,348	2007-10
5. Amber Smith	3,221	1996-99
6. Jeanne Fairchild	2,892	2006-08
7. Anna Reines	2,769	2001-03
8. Paula Feathers	2,679	1995-98
9. Terri Nielson	2,645	1980-83
10. Kim Hicks	2,584	1980-81, '83

DIGS

1. Allison Buck	1,630	2008-11
2. Gayle Tripp	1,578	2005-08
3. Sharon Browning	1,504	1989-92
4. Miquella Lovato	1,397	2010-13
5. Lisa Meeter	1,130	2007-10
6. Tania Gooley	1,113	1991-94
7. Alicia Bergmann	1,059	1992-95
8. Maria Gurreri	1,048	1987-90
9. Gretchen Gegenfurtner	1,048	1993-96
10. Nao Ikeda	1,020	1986-89
11. Paula Feathers	1,019	1995-98

SERVICE ACES

1. Terri Nielson	193	1980-83
2. Jocelyn Funk	119	1983-86
3. Alicia Bergmann	119	1992-95
4. Jo Anne O'Connell	115	1982-85
5. Tania Gooley	109	1991-94
6. Gayle Tripp	107	2005-08
7. Lisa Meeter	107	2007-10
8. Nao Ikeda	105	1986-89
9. Kelly Knowles	104	1980-82
10. Nana Allison	96	1996-99

BLOCK SOLOS

1. Linda Archuleta	120	1980-82, '84
2. Terri Nielson	107	1980-83
3. Tammy Lansford	86	1987-90
4. Anna Lehne	79	2006-09
5. Pauline Manser	76	1988-91
6. Skye Gullatt	76	2012-15
7. Sue Guinn	73	1983-84
8. Ashley Rhoades	70	2008-11
9. Robyn Wentworth	68	1992-94
10. Shannon Vessup	68	1981, '83
11. Laurel Luman	68	1990-93

BLOCK ASSISTS

1. Chelsea Sondrup	433	2002-05
2. Skye Gullatt	389	2012-15
3. Chantale Riddle	382	2011-14
4. Kelly Therkelsen	326	2003-06
5. Anna Lehne	290	2006-09
6. Lexi Ross	260	2010-13
7. Ashley Rhoades	259	2008-11
8. Laurel Luman	252	1990-93
9. Jade Michaelson	251	2007-10
10. Zhao Lu	249	1995-98

TOTAL BLOCKS

1. Skye Gullatt	465	2012-15
2. Chelsea Sondrup	465	2002-05
3. Chantale Riddle	435	2011-14
4. Anna Lehne	369	2006-09
5. Kelly Therkelsen	336	2003-06
6. Ashley Rhoades	329	2008-11
7. Linda Archuleta	326	1980-82, '84
8. Laurel Luman	320	1990-93
9. Robyn Wentworth	313	1992-94
10. Tammy Lansford	299	1987-90
11. Pauline Manser	299	1988-91
12. Zhao Lu	299	1995-98

ASSISTS

1. Jade Michaelson	4,174	2007-10
2. Hannah Johnson	4,167	2011-15
3. Janelle Torres	3,794	1996-99
4. Alicia Bergmann	3,283	1992-95
5. Sharon Browning	3,214	1989-92
6. Jocelyn Funk	3,153	1983-86
7. Karen Saavedra-Wamock	2,845	1985-88
8. Monica Meihack	2,840	2002-04
9. Sarah Kwasigroch	2,634	2005-08
10. G. Gegenfurtner	2,193	1993-96

POINTS

1. Chantale Riddle	1910.0	2011-14
2. Tania Gooley	1818.0	1991-94
3. Maria Gurreri	1604.0	1987-90
4. Pauline Manser	1502.5	1988-91
5. Terri Nielson	1433.0	1980-83
6. Amber Smith	1360.5	1996-99
7. Jeanne Fairchild	1353.0	2006-08
8. Lisa Meeter	1352.0	2007-10
9. Kim Hicks	1335.0	1980-81, '83
10. Nao Ikeda	1267.0	1986-89

STAT WATCH

Lobos climbing the record books

Kills

Cassie House	770	304 from 10th
Devanne Sours	638	436 from 10th

Attempts

Cassie House	2090	494 from 10th
Devanne Sours	1946	638 from 10th
Julia Warren	1874	710 from 10th

Points

Cassie House	894.0	373 from 10th
Devanne Sours	719.0	548 from 10th
Julia Warren	685.0	582 from 10th

Digs

Julia Warren	912	107 from 10th
--------------	-----	---------------

NEW MEXICO SINGLE-SEASON RECORDS

KILLS

1. Kim Hicks	528	1981
2. Chantale Riddle	515	2012
3. Pauline Manser	488	1991
4. Jeanne Fairchild	477	2007
5. Maria Gurreri	474	1990
6. Jeanne Fairchild	471	2008
7. Chantale Riddle	468	2013
8. Tania Gooley	465	1994
9. Kristine Butler	457	1996
10. Chantale Riddle	441	2014

ATTEMPTS

1. Chantale Riddle	1,351	2012
2. Jenny Pavley	1,214	1996
3. Kelly Williamson	1,210	2011
4. Chantale Riddle	1,203	2013
5. Kristine Butler	1,173	1996
6. Kim Hicks	1,137	1981
7. Tania Gooley	1,131	1994
8. Maria Gurreri	1,117	1990
9. Amber Smith	1,117	1999
10. Jeanne Fairchild	1,111	2007
11. Chantale Riddle	1,079	2014

HITTING EFFICIENCY

(must have played in 60% of matches)

1. Pauline Manser	.385	1991
2. Pauline Manser	.365	1990
3. Kelly Knowles	.364	1982
4. Pauline Manser	.362	1989
5. Lexi Ross	.350	2013
6. Nao Ikeda-Nagatomo	.347	1989
7. Pauline Manser	.347	1988
8. Laurel Luman	.342	1993
9. Ashley Rhoades	.330	2009
10. Laurel Luman	.327	1991
11. Simone Henderson	.319	2015

SERVICE ACES

1. Terri Nielson	80	1981
2. Terri Nielson	47	1980
3. Kelly Knowles	46	1982
4. Kelly Knowles	42	1981
5. Tania Gooley	39	1994
6. Kim Hicks	39	1981
7. Alicia Bergmann	39	1994
8. Terri Nielson	38	1982
9. Sally Downs	38	1994
10. Kelly Griffin	38	2000
11. Lisa Meeter	38	2007

BLOCK ASSISTS

1. Chelsea Sondrup	139	2005
2. Chelsea Sondrup	131	2002
3. Kelly Therkelsen	120	2005
4. Chantale Riddle	122	2014
5. Simone Henderson	119	2014
6. Chantale Riddle	114	2012
7. Skye Gullatt	112	2015
8. Robin Wentworth	110	1994
9. Staci Masten	107	2002
10. Samie Weber	105	2004

BLOCK SOLOS

1. Terri Nielson	54	1983
2. Sue Guinn	43	1983
3. Shannon Vessup	43	1983
4. Linda Archuleta	42	1982
5. Donna Meier	40	1980
6. Jewel Johnson	39	1985
7. Pauline Manser	37	1989
8. Cathy Peterson	35	1987
9. Linda Archuleta	32	1981
10. Jodi Hinchy	32	1988

BLOCKS

1. Chelsea Sondrup	152	2005
2. Skye Gullatt	141	2015
3. Robyn Wentworth	139	1994
4. Chelsea Sondrup	137	2002
5. Chantale Riddle	136	2014
6. Robyn Wentworth	132	1992
7. Simone Henderson	132	2014
8. Chantale Riddle	131	2012
9. Kelly Therkelsen	123	2005
10. Sue Guinn	123	1983
11. Kristine Butler	120	1996
12. Lexi Ross	120	2013

ASSISTS

(assist records not kept until 1983)

1. Karen Saavedra-Wamock	1,352	1988
2. Monica Meihack	1,249	2002
3. Hannah Johnson	1,220	2013
4. Janelle Torres	1,190	1997
5. Jade Michaelson	1,159	2009
6. Hannah Johnson	1,157	2014
7. Hannah Johnson	1,144	2015
8. Karen Saavedra-Wamock	1,123	1987
9. Sarah Kwasigroch	1,088	2005
10. Jade Michaelson	1,087	2010

DIGS

1. Allison Buck	561	2011
2. Miquella Lovato	537	2013
3. Sharon Browning	499	1992
4. Miquella Lovato	465	2012
5. Allison Buck	455	2009
6. Gayle Tripp	442	2007
7. Jenny Pavley	439	1996
8. Gayle Tripp	435	2008
9. Gayle Tripp	433	2006
10. Sharon Browning	429	1991



DEVANNE SOURS

OH • 6-2 • SR.
TATUM, N.M. • TATUM HS

JUNIOR (2015): Played in all 31 matches, starting 30 and seeing action in all 116 sets during the season ... Finished the season with the team lead in kills, tallying 355 kills (3.06 per set) ... Posted double-digit kills in 19 matches, including a career-high 22 kills vs. LSU on Sept. 19 ... Finished ninth in the Mountain West in kills per set ... Defensively, compiled 197 digs (1.70) on the year, good for fourth on the team ... Tallied double-digit digs seven times, including a career-high 14 at Ball State on Aug. 29 ... Finished with five double-double ... Scored 31 service aces, averaging 0.27 per set ... Finished ninth in the MW in aces/set ... Recorded five aces vs. Idaho State on Sept. 12, and added four at Ball State and at Air Force ... Also recorded 47 total blocks ... Finished with 411 points and an average of 3.54 points per set, good for seventh in the MW

SOPHOMORE (2014): Played in 29 matches with four start at outside hitter...finished the season with 194 kills in 611 attacks (2.20 kills per set)...had two solo blocks on the season to go along with 39 block assists...had career-high and season-high of 18 kills vs. Wyoming on Oct. 18...had second-best game of the season on Nov. 6 vs. UNLV, finishing with 17 kills...had highest hitting percentage of .500 on Sept. 19 vs. College of Charleston (5 of 10)...earned Captain's Team Award and Most Improved while also picking up the highest GPA of 3.89 which is the best between the sand and indoor teams...2014 MW Academic All-Conference recipient.

FRESHMAN (2013): Played in 27 matches with eight starts at outside hitter...finished the season with 89 kills in 278 total attacks (1.59 kills per set)...had a total of six blocks, including one solo and five block assists...finished the season with 15 digs...had a season-high of 12 kills on Nov. 23 at Nevada...had second-best game of 11 kills on Oct. 17 vs. Fresno State...had highest hitting percentage of .714 on Oct. 25 vs. Nevada (5 of 7)...was a 2013 MW Academic All-Conference recipient...given the Most Improved Award.

CAREER STATS AND SINGLE-MATCH HIGHS

SEASON	SP-MP	K	K/S	E	TA	PCT	A	A/S	SA	SA/S	SE	DIG	D/S	RE	BS	BA	TB	B/S	BE	BHE	PTS	PTS/S
2013	56-27	89	1.59	40	278	.176	2	0.04	0	0.00	0	15	0.27	0	1	5	6	0.11	2	0	92.5	1.64
2014	88-29	194	2.20	78	611	.190	3	0.03	0	0.00	5	41	0.47	0	2	39	41	0.47	3	0	215.5	2.44
2015	116-31	355	3.06	167	1057	.178	11	0.09	31	0.27	72	197	1.70	22	3	44	47	0.41	2	2	411.0	3.54
TOTAL	260-87	638	2.45	285	1946	.181	16	0.06	31	0.12	77	253	0.97	22	6	88	94	0.36	7	2	719.0	2.77

SINGLE-MATCH HIGHS

Kills: 22, LSU, Sep 19, 2015

Attacks: 71, LSU, Sep 19, 2015

Attack pct: .536, at San José State, Oct 03, 2015 (15-0-28)

Assists: 2, 4 times; last at Boise State, Nov. 21, 2015

Serve aces: 5, vs Idaho State, Sep 12, 2015

Digs: 14, at Ball State, Aug 29, 2015

Blocks: 4, 4 times; last at Air Force, Nov 24, 2015

Block solo: 1, 6 times; last at Air Force, Nov 24, 2015

Block assist: 4, 3 times; last at San José State, Oct 03, 2015

2016 MATCH-BY-MATCH

DATE	OPP.	SP	K	E	TA	PCT	AST	E	SA	SE	RE	DIG	BS	BA	BE	TB	BHE	PTS
Aug. 26	Abilene Christian																	
Aug. 26	Arizona State																	
Aug. 27	Idaho																	
Aug. 27	Fairfield																	
Sept. 2	Stetson																	
Sept. 2	South Florida																	
Sept. 3	Western Carolina																	
Sept. 8	Arkansas																	
Sept. 9	Montreal																	
Sept. 10	Nebraska																	
Sept. 16	Houston Baptist																	
Sept. 16	UT Arlington																	
Sept. 17	Samford																	
Sept. 17	UTEP																	
Sept. 22	Air Force																	
Sept. 24	Boise State																	
Sept. 29	San José State																	
Oct. 1	Fresno State																	
Oct. 6	Colorado State																	
Oct. 8	Wyoming																	
Oct. 11	UNLV																	
Oct. 13	Utah State																	
Oct. 16	New Mexico State																	
Oct. 20	Boise State																	
Oct. 22	Air Force																	
Oct. 27	Fresno State																	
Oct. 29	San José State																	
Nov. 3	Wyoming																	
Nov. 5	Colorado State																	
Nov. 12	Utah State																	
Nov. 16	Nevada																	
Nov. 19	San Diego State																	
Nov. 22	UNLV																	



JESSICA LEO 5 • 5-4 • FR.
PHOENIX, ARIZ. • MOUNTAIN POINTE HS

HIGH SCHOOL: 2016 graduate of Mountain Pointe High School in Phoenix, Arizona ... Lettered four years in volleyball for the Pride under head coach Karen Gray ... Led Mountain Pointe in assists her senior year ... Named Division 1 All-Section Second Team in 2013 and 2014 ... Selected to Nike Tournament of Champions All-Tournament Team and Tempe All-City Team in 2014 ... Tops on her team in aces in 2013 and 2014 ... Named to the 2014 AVCA Phenom list ... 2011 Arizona Region High Performance Future Select team ... Honor Roll selection from 2012-16

CAREER STATS AND SINGLE-MATCH HIGHS

SEASON SP-MP K K/S E TA PCT A A/S SA SA/S SE DIG D/S RE BS BA TB B/S BE BHE PTS PTS/S

SINGLE-MATCH HIGHS

2016 MATCH-BY-MATCH

DATE	OPP.	SP	K	E	TA	PCT	AST	E	SA	SE	RE	DIG	BS	BA	BE	TB	BHE	PTS
Aug. 26	Abilene Christian																	
Aug. 26	Arizona State																	
Aug. 27	Idaho																	
Aug. 27	Fairfield																	
Sept. 2	Stetson																	
Sept. 2	South Florida																	
Sept. 3	Western Carolina																	
Sept. 8	Arkansas																	
Sept. 9	Montreal																	
Sept. 10	Nebraska																	
Sept. 16	Houston Baptist																	
Sept. 16	UT Arlington																	
Sept. 17	Samford																	
Sept. 17	UTEP																	
Sept. 22	Air Force																	
Sept. 24	Boise State																	
Sept. 29	San José State																	
Oct. 1	Fresno State																	
Oct. 6	Colorado State																	
Oct. 8	Wyoming																	
Oct. 11	UNLV																	
Oct. 13	Utah State																	
Oct. 16	New Mexico State																	
Oct. 20	Boise State																	
Oct. 22	Air Force																	
Oct. 27	Fresno State																	
Oct. 29	San José State																	
Nov. 3	Wyoming																	
Nov. 5	Colorado State																	
Nov. 12	Utah State																	
Nov. 16	Nevada																	
Nov. 19	San Diego State																	
Nov. 22	UNLV																	



MERCEDES PACHECO

DS/L • 5-2 • SO.
ALBUQUERQUE, N.M. • ST. PIUS X HS

FRESHMAN (2015): Played in 29 matches, including 11 starts at libero and five starts at defensive specialist ... Finished the season with 191 digs (2.20 per set) ... Recorded a season-high 18 digs twice, with 18 at Ball State on Aug. 29 and 18 vs. SMU on Sept. 5 ... Notched double-digit digs six times ... Added 40 assists for the Lobos ... Earned a kill vs. San Diego State on Oct. 24

HIGH SCHOOL: 2015 graduate of St. Pius X High School in Albuquerque ... Lettered four years in volleyball for the Sartans under head coaches Diana Strickland and Jeanne Fairchild ... Played a role on St. Pius' state and district championships teams in 2012 and 2013, and helped Pius to two more district championships in 2014 and 2015 ... Earned spots on the All-district team and All-state team every year of high school (2012-15) ... Named Metro Player of the Year and District Defensive Player of the Year in 2015 ... Also played club with ARVC Shock, winning regionals and placing fifth at nationals in the 18's age group

CAREER STATS AND SINGLE-MATCH HIGHS

SEASON	SP-MP	K	K/S	E	TA	PCT	A	A/S	SA	SA/S	SE	DIG	D/S	RE	BS	BA	TB	B/S	BE	BHE	PTS	PTS/S
2015	87-29	1	0.01	0	1	1.000	40	0.46	2	0.02	19	191	2.20	20	0	0	0	0.00	0	0	3.0	0.03
TOTAL	87-29	1	0.01	0	1	1.000	40	0.46	2	0.02	19	191	2.20	20	0	0	0	0.00	0	0	3.0	0.03

SINGLE-MATCH HIGHS

Kills: 1, at San Diego State, Oct 24, 2015
 Attacks: 1, at San Diego State, Oct 24, 2015
 Assists: 5, twice, last vs. Wyoming, Nov. 5 2015

Serve aces: 1, twice, last vs. Fresno State, Oct 15, 2015
 Digs: 18, twice, last vs SMU, Sept 5, 2015

2016 MATCH-BY-MATCH

DATE	OPP.	SP	K	E	TA	PCT	AST	E	SA	SE	RE	DIG	BS	BA	BE	TB	BHE	PTS
Aug. 26	Abilene Christian																	
Aug. 26	Arizona State																	
Aug. 27	Idaho																	
Aug. 27	Fairfield																	
Sept. 2	Stetson																	
Sept. 2	South Florida																	
Sept. 3	Western Carolina																	
Sept. 8	Arkansas																	
Sept. 9	Montreal																	
Sept. 10	Nebraska																	
Sept. 16	Houston Baptist																	
Sept. 16	UT Arlington																	
Sept. 17	Samford																	
Sept. 17	UTEP																	
Sept. 22	Air Force																	
Sept. 24	Boise State																	
Sept. 29	San José State																	
Oct. 1	Fresno State																	
Oct. 6	Colorado State																	
Oct. 8	Wyoming																	
Oct. 11	UNLV																	
Oct. 13	Utah State																	
Oct. 16	New Mexico State																	
Oct. 20	Boise State																	
Oct. 22	Air Force																	
Oct. 27	Fresno State																	
Oct. 29	San José State																	
Nov. 3	Wyoming																	
Nov. 5	Colorado State																	
Nov. 12	Utah State																	
Nov. 16	Nevada																	
Nov. 19	San Diego State																	
Nov. 22	UNLV																	



CARSON HEILBORN

5 • 6-0 • 50.

AUBURN, WASH. • AUBURN RIVERSIDE HS

FRESHMAN (2015): Saw action in six matches as the backup setter ... Finished the season with 16 assists, including 12 vs. Albany on Aug. 28 ... Added three kills and eight blocks in her seven sets of action

HIGH SCHOOL: 2015 graduate of Auburn Riverside High School in Auburn, Wash. ... Lettered four years in both volleyball and tennis for the Ravens ... Played volleyball under coach Christine Leverenz ... 2012 SPSL North League Champions, placing seventh at state ... Enjoyed more success in 2014, earning SPSL Champions, district champions, Spokane Crossover champions and West Central District honors ... Named first-team All-league in volleyball from 2012-14 and was first-team All-league in tennis in 2012 and 2013 ... Captained the Ravens' volleyball and tennis squads in 2013 and 2014 ... Earned 2011 Most Inspirational award in tennis ... Took home multiple league, district and state scholar-athlete awards ... Played with the Puget Sound Volleyball Academy, where she placed ninth at nationals in 2011 and took first in the Patriot Division in 2012

CAREER STATS AND SINGLE-MATCH HIGHS

SEASON	SP-MP	K	K/S	E	TA	PCT	A	A/S	SA	SA/S	SE	DIG	D/S	RE	BS	BA	TB	B/S	BE	BHE	PTS	PTS/S
2015	7-6	3	0.43	2	8	.125	16	2.29	0	0.00	2	8	1.14	0	0	0	0	0.00	0	7	3.0	0.43
TOTAL	7-6	3	0.43	2	8	.125	16	2.29	0	0.00	2	8	1.14	0	0	0	0	0.00	0	7	3.0	0.43

SINGLE-MATCH HIGHS

Kills: 1, 3 times, last at San José State, Oct 3, 2015

Attacks: 3, twice, Cal State Fullerton, Sep 05, 2015

Assists: 12, vs Albany, Aug 28, 2015

Digs: 5, vs Albany, Aug 28, 2015

2016 MATCH-BY-MATCH

DATE	OPP.	SP	K	E	TA	PCT	AST	E	SA	SE	RE	DIG	BS	BA	BE	TB	BHE	PTS
Aug. 26	Abilene Christian																	
Aug. 26	Arizona State																	
Aug. 27	Idaho																	
Aug. 27	Fairfield																	
Sept. 2	Stetson																	
Sept. 2	South Florida																	
Sept. 3	Western Carolina																	
Sept. 8	Arkansas																	
Sept. 9	Montreal																	
Sept. 10	Nebraska																	
Sept. 16	Houston Baptist																	
Sept. 16	UT Arlington																	
Sept. 17	Samford																	
Sept. 17	UTEP																	
Sept. 22	Air Force																	
Sept. 24	Boise State																	
Sept. 29	San José State																	
Oct. 1	Fresno State																	
Oct. 6	Colorado State																	
Oct. 8	Wyoming																	
Oct. 11	UNLV																	
Oct. 13	Utah State																	
Oct. 16	New Mexico State																	
Oct. 20	Boise State																	
Oct. 22	Air Force																	
Oct. 27	Fresno State																	
Oct. 29	San José State																	
Nov. 3	Wyoming																	
Nov. 5	Colorado State																	
Nov. 12	Utah State																	
Nov. 16	Nevada																	
Nov. 19	San Diego State																	
Nov. 22	UNLV																	



JULIA WARREN

OH/L • 6-1 • SR.
ALBUQUERQUE, N.M. • LA CUEVA HS

JUNIOR (2015): Played in all 31 matches, starting every match at either outside hitter or libero ... Finished the season third on the team in kills with 249 (2.15 per set) and second on the team in digs with 300 (2.59 per set) ... Recorded double-digit kills 11 times, including a pair of 16-kill performances vs. SMU and Idaho State ... Registered 15 games with double-digit digs, ... Converted 97.4 percent of her receipt attempts, with just 18 reception errors all season ... Finished the season with six double-doubles ... Added 50 assists on the season, and finished third for third on the team with 18 aces ... Posted 31 total blocks

SOPHOMORE (2014): Mountain West Designated Libero of the Year...played in 29 matches, starting 16 matches...started first half of season as outside hitter but switched to the team's libero on Oct. 16 against Colorado State...since the switch, she averaged 4.81 digs per set...finished the season with a team-best 381 digs (3.50 digs per set)...Had a career-high of 32 digs (most digs in a match among the conference) on Nov. 6 vs. UNLV which ranks tied for third in the record books for most digs in a single match...finished with a .960 reception percentage with 18 errors on 451 attempts...her 451 attempts is the most on the team and the rest of the team had 921 receptions...ranked third in the Mountain West in digs per set at 4.16

FRESHMAN (2013): Mountain West Freshman of the Year...started in 25 matches at outside hitter...finished tied for second on the team with 222 kills...second on the team with 2.47 kills per set...had the second most attacks on the team with 618...finished fourth on the team in digs with 231, averaging 2.57 digs per set...recorded four double-doubles on the season...first double-double of the season came on Sept. 28 against Colorado State with a season-high of 15 kills and 13 digs...had season-high of 22 digs on two occasions (Oct. 12 vs. UNLV & Oct. 17 at Fresno State)...had total of 33 blocks on the season (eight solo/25 block assists)...ranked 18th in the conference play with a .281 hitting percentage and 17th in digs with 140...had best hitting night of the season on Oct. 26 vs. Nevada with a .692 hitting percentage, nine kills in 13 ...selected to play with MW All-Star team in 2014 summer...recipient of the Top Newcomer team award.

CAREER STATS AND SINGLE-MATCH HIGHS

SEASON	SP-MP	K	K/S	E	TA	PCT	A	A/S	SA	SA/S	SE	DIG	D/S	RE	BS	BA	TB	B/S	BE	BHE	PTS	PTS/S
2013	90-25	222	2.47	94	618	.207	25	0.28	8	0.09	28	231	2.57	28	8	25	33	0.37	9	1	250.5	2.78
2014	109-29	125	1.15	73	437	.119	38	0.35	11	0.10	38	381	3.50	27	1	26	27	0.25	3	1	150.0	1.38
2015	116-31	249	2.15	124	819	.153	50	0.43	18	0.16	19	300	2.59	18	4	27	31	0.27	6	4	284.5	2.45
TOTAL	315-85	596	1.89	291	1874	.163	113	0.36	37	0.12	85	912	2.90	73	13	78	91	0.29	18	6	685.0	2.17

SINGLE-MATCH HIGHS

Kills: 16, twice, last vs Idaho State, Sep 12, 2015
 Attacks: 61, SMU, Sep 05, 2015
 Attack pct: .619, Wyoming, Sep 26, 2013 (13-0-21)

Assists: 6, vs Oregon, Sep 06, 2014
 Serve aces: 3, 3 times, last at San José State, Oct 3, 2015
 Digs: 32, UNLV, Nov 06, 2014

Blocks: 5, Seattle U, Aug 29, 2014
 Block solo: 2, twice, last at San José State, Oct 19, 2013
 Block assist: 5, Seattle U, Aug 29, 2014

2016 MATCH-BY-MATCH

DATE	OPP.	SP	K	E	TA	PCT	AST	E	SA	SE	RE	DIG	BS	BA	BE	TB	BHE	PTS
Aug. 26	Abilene Christian																	
Aug. 26	Arizona State																	
Aug. 27	Idaho																	
Aug. 27	Fairfield																	
Sept. 2	Stetson																	
Sept. 2	South Florida																	
Sept. 3	Western Carolina																	
Sept. 8	Arkansas																	
Sept. 9	Montreal																	
Sept. 10	Nebraska																	
Sept. 16	Houston Baptist																	
Sept. 16	UT Arlington																	
Sept. 17	Samford																	
Sept. 17	UTEP																	
Sept. 22	Air Force																	
Sept. 24	Boise State																	
Sept. 29	San José State																	
Oct. 1	Fresno State																	
Oct. 6	Colorado State																	
Oct. 8	Wyoming																	
Oct. 11	UNLV																	
Oct. 13	Utah State																	
Oct. 16	New Mexico State																	
Oct. 20	Boise State																	
Oct. 22	Air Force																	
Oct. 27	Fresno State																	
Oct. 29	San José State																	
Nov. 3	Wyoming																	
Nov. 5	Colorado State																	
Nov. 12	Utah State																	
Nov. 16	Nevada																	
Nov. 19	San Diego State																	
Nov. 22	UNLV																	



ALLIE ASKEW

DS/L • 5-2 • SO.

PHOENIX, ARIZ. • DESERT VISTA HS

FRESHMAN (2015): Played in 24 matches as New Mexico top server off the bench ... Finished with seven service aces, including a two-ace performance vs. Idaho State on Sept. 12 ... Also added 22 digs, with a career-high three digs at UNLV on Nov. 12

CAREER STATS AND SINGLE-MATCH HIGHS

SEASON	SP-MP	K	K/S	E	TA	PCT	A	A/S	SA	SA/S	SE	DIG	D/S	RE	BS	BA	TB	B/S	BE	BHE	PTS	PTS/S
2015	74-24	0	0.00	0	0	.000	2	0.03	7	0.09	9	22	0.30	0	0	0	0	0.00	0	0	7.0	0.09
TOTAL	74-24	0	0.00	0	0	.000	2	0.03	7	0.09	9	22	0.30	0	0	0	0	0.00	0	0	7.0	0.09

SINGLE-MATCH HIGHS


Assists: 1, twice, last vs. LIU Brooklyn, Sep 19, 2015

Serve aces: 2, vs Idaho State, Sep 12, 2015

Digs: 3, at UNLV, Nov 12, 2015

2016 MATCH-BY-MATCH

DATE	OPP.	SP	K	E	TA	PCT	AST	E	SA	SE	RE	DIG	BS	BA	BE	TB	BHE	PTS
Aug. 26	Abilene Christian																	
Aug. 26	Arizona State																	
Aug. 27	Idaho																	
Aug. 27	Fairfield																	
Sept. 2	Stetson																	
Sept. 2	South Florida																	
Sept. 3	Western Carolina																	
Sept. 8	Arkansas																	
Sept. 9	Montreal																	
Sept. 10	Nebraska																	
Sept. 16	Houston Baptist																	
Sept. 16	UT Arlington																	
Sept. 17	Samford																	
Sept. 17	UTEP																	
Sept. 22	Air Force																	
Sept. 24	Boise State																	
Sept. 29	San José State																	
Oct. 1	Fresno State																	
Oct. 6	Colorado State																	
Oct. 8	Wyoming																	
Oct. 11	UNLV																	
Oct. 13	Utah State																	
Oct. 16	New Mexico State																	
Oct. 20	Boise State																	
Oct. 22	Air Force																	
Oct. 27	Fresno State																	
Oct. 29	San José State																	
Nov. 3	Wyoming																	
Nov. 5	Colorado State																	
Nov. 12	Utah State																	
Nov. 16	Nevada																	
Nov. 19	San Diego State																	
Nov. 22	UNLV																	



VICTORIA SPRAGG

MB • 6-5 • RS SO.
BELEN, N.M. • BELEN HS

SOPHOMORE (2015): Redshirted the 2015 season recovering from offseason thumb surgery

FRESHMAN (2014): Played in 18 matches with four starts at middle blocker ... finished the season with 28 kills in 84 total attacks (0.82 kills per set) ... had a total of six solo blocks and 31 block assists ... had a season high of four kills on two occasions (vs. Montana State 9-12-14, vs. Bethune Cookman 9-13-14) ... picked up two solo blocks on two occasions (vs. UC Irvine 9-13-14, vs. Utah State 10-2-14) ... had highest hitting percentage 1.000 on Sept. 12 vs. Montana State (4 of 4) ... 2014 Mountain West All-Academic selection.

CAREER STATS AND SINGLE-MATCH HIGHS

SEASON	SP-MP	K	K/S	E	TA	PCT	A	A/S	SA	SA/S	SE	DIG	D/S	RE	BS	BA	TB	B/S	BE	BHE	PTS	PTS/S
2014	34-18	28	0.82	17	84	.131	0	0.00	0	0.00	1	4	0.12	0	6	31	37	1.09	1	0	49.5	1.44
2015	Redshirt Season — Did Not Play																					
TOTAL	34-18	28	0.82	17	84	.131	0	0.00	0	0.00	1	4	0.12	0	6	31	37	1.09	1	0	49.5	1.44

SINGLE-MATCH HIGHS

Kills: 4, 2 times, last vs. Bethune Cookman, Sep 13, 2014
 Attacks: 11, Bethune Cookman, Sep 13, 2014
 Digs: 2, Utah State, Oct 02, 2014

Blocks: 6, Seattle U, Aug 29, 2014
 Block solo: 2, 2 times, last vs. Utah State, Oct 02, 2014
 Block assist: 5, Seattle U, Aug 29, 2014

2016 MATCH-BY-MATCH

DATE	OPP.	SP	K	E	TA	PCT	AST	E	SA	SE	RE	DIG	BS	BA	BE	TB	BHE	PTS
Aug. 26	Abilene Christian																	
Aug. 26	Arizona State																	
Aug. 27	Idaho																	
Aug. 27	Fairfield																	
Sept. 2	Stetson																	
Sept. 2	South Florida																	
Sept. 3	Western Carolina																	
Sept. 8	Arkansas																	
Sept. 9	Montreal																	
Sept. 10	Nebraska																	
Sept. 16	Houston Baptist																	
Sept. 16	UT Arlington																	
Sept. 17	Samford																	
Sept. 17	UTEP																	
Sept. 22	Air Force																	
Sept. 24	Boise State																	
Sept. 29	San José State																	
Oct. 1	Fresno State																	
Oct. 6	Colorado State																	
Oct. 8	Wyoming																	
Oct. 11	UNLV																	
Oct. 13	Utah State																	
Oct. 16	New Mexico State																	
Oct. 20	Boise State																	
Oct. 22	Air Force																	
Oct. 27	Fresno State																	
Oct. 29	San José State																	
Nov. 3	Wyoming																	
Nov. 5	Colorado State																	
Nov. 12	Utah State																	
Nov. 16	Nevada																	
Nov. 19	San Diego State																	
Nov. 22	UNLV																	



ASHLEY KELSEY

OH/L • 6-0 • RS JR.
EWA BEACH, HAWAII • JAMES CAMPBELL HS

REDSHIRT SOPHOMORE (2015): Played in all 31 matches, finishing the season as New Mexico's starting libero ... Started three matches ... Finished the season with 285 digs, good for second on the team ... Recorded double-digit digs in 13 matches, including a career-high 21 vs. LSU on Sept. 19 and vs. Wyoming on Nov. 5 ... Ended the season on a seven-match streak with double-digit digs ... Averaged 2.61 digs per set ... Added 58 assists on the season, notching a season-high six three times (vs. UNLV, at Fresno State and vs. Utah State) ... Registered 18 service aces, the third-best total on the team

REDSHIRT FRESHMAN (2014): Played in 23 matches at either libero or defensive specialist...started in three matches ... was fourth on the team in digs with 232 (3.22 digs per set) ... was second on the team in assists with 56 and picked up 10 aces on the season ... had a season-high of 18 digs on three occasions (vs. UC Irvine on Sept. 14 & vs. College of Charleston on Sept. 19 & at Hawai'i on Sept. 4) ... picked up a season-high eight assists against Houston Baptist on Sept. 19.

REDSHIRT FRESHMAN (2013): Redshirted for the second consecutive season after her second ACL tear in the spring of 2012

FRESHMAN (2012): Redshirted the 2012 season due to an ACL tear retore her knee during spring ball and redshirted the fall 2013 season

CAREER STATS AND SINGLE-MATCH HIGHS

SEASON	SP-MP	K	K/S	E	TA	PCT	A	A/S	SA	SA/S	SE	DIG	D/S	RE	BS	BA	TB	B/S	BE	BHE	PTS	PTS/S
2012	Redshirt Season — Did Not Play																					
2013	Redshirt Season — Did Not Play																					
2014	72-23	0	0.00	1	2	-.500	56	0.78	10	0.14	17	232	3.22	25	0	0	0	0.00	0	4	10.0	0.14
2015	109-31	2	0.02	3	12	-.083	58	0.53	18	0.17	35	285	2.61	16	0	1	1	0.01	0	1	20.5	0.18
TOTAL	181-54	2	0.01	4	14	-.143	114	0.63	28	0.15	52	517	2.86	41	0	1	1	0.01	0	5	30.5	0.17

SINGLE-MATCH HIGHS

Kills: 1, twice, last at Wyoming, Oct 10, 2015
 Attacks: 3, at Colorado State, Oct 08, 2015
 Assists: 8, vs Houston Baptist, Sep 19, 2014

Serve aces: 3, 3 times, last at Ball State, Aug 29, 2015

Digs: 21, twice, last vs Wyoming, Nov 5, 2015

Blocks: 1, at Colorado State, Oct 08, 2015

Block assist: 1, at Colorado State, Oct 08, 2015

2016 MATCH-BY-MATCH

DATE	OPP.	SP	K	E	TA	PCT	AST	E	SA	SE	RE	DIG	BS	BA	BE	TB	BHE	PTS
Aug. 26	Abilene Christian																	
Aug. 26	Arizona State																	
Aug. 27	Idaho																	
Aug. 27	Fairfield																	
Sept. 2	Stetson																	
Sept. 2	South Florida																	
Sept. 3	Western Carolina																	
Sept. 8	Arkansas																	
Sept. 9	Montreal																	
Sept. 10	Nebraska																	
Sept. 16	Houston Baptist																	
Sept. 16	UT Arlington																	
Sept. 17	Samford																	
Sept. 17	UTEP																	
Sept. 22	Air Force																	
Sept. 24	Boise State																	
Sept. 29	San José State																	
Oct. 1	Fresno State																	
Oct. 6	Colorado State																	
Oct. 8	Wyoming																	
Oct. 11	UNLV																	
Oct. 13	Utah State																	
Oct. 16	New Mexico State																	
Oct. 20	Boise State																	
Oct. 22	Air Force																	
Oct. 27	Fresno State																	
Oct. 29	San José State																	
Nov. 3	Wyoming																	
Nov. 5	Colorado State																	
Nov. 12	Utah State																	
Nov. 16	Nevada																	
Nov. 19	San Diego State																	
Nov. 22	UNLV																	



JANE CISAR MB • 5-11 • FR.
ALBUQUERQUE, N.M. • VOLCANO VISTA HS

HIGH SCHOOL: A homeschooled middle blocker that played volleyball for Volcano Vista High School in Albuquerque ... Coached by Dawn CdeBaca ... Played with the ARVC Shock Club Team, winning multiple national and regional tournaments

CAREER STATS AND SINGLE-MATCH HIGHS

SEASON SP-MP K K/S E TA PCT A A/S SA SA/S SE DIG D/S RE BS BA TB B/S BE BHE PTS PTS/S

SINGLE-MATCH HIGHS

2016 MATCH-BY-MATCH

DATE	OPP.	SP	K	E	TA	PCT	AST	E	SA	SE	RE	DIG	BS	BA	BE	TB	BHE	PTS
Aug. 26	Abilene Christian																	
Aug. 26	Arizona State																	
Aug. 27	Idaho																	
Aug. 27	Fairfield																	
Sept. 2	Stetson																	
Sept. 2	South Florida																	
Sept. 3	Western Carolina																	
Sept. 8	Arkansas																	
Sept. 9	Montreal																	
Sept. 10	Nebraska																	
Sept. 16	Houston Baptist																	
Sept. 16	UT Arlington																	
Sept. 17	Samford																	
Sept. 17	UTEP																	
Sept. 22	Air Force																	
Sept. 24	Boise State																	
Sept. 29	San José State																	
Oct. 1	Fresno State																	
Oct. 6	Colorado State																	
Oct. 8	Wyoming																	
Oct. 11	UNLV																	
Oct. 13	Utah State																	
Oct. 16	New Mexico State																	
Oct. 20	Boise State																	
Oct. 22	Air Force																	
Oct. 27	Fresno State																	
Oct. 29	San José State																	
Nov. 3	Wyoming																	
Nov. 5	Colorado State																	
Nov. 12	Utah State																	
Nov. 16	Nevada																	
Nov. 19	San Diego State																	
Nov. 22	UNLV																	



LAUREN TWITTY *OH • 6-1 • FR.*
BROADLANDS, VA. • BRIAR WOODS HS

HIGH SCHOOL: Highly decorated outside hitter from Briar Woods High School in Ashburn, Virginia ... During her senior year under head coach Marsha Hermes, earned a number of first-team accolades, including Washington Post All-Met, Virginia 5A All-State, Virginia 5A All-Region, Virginia 5A North – All Conference, Virginia 5A All Conference ... Also named AVCA High School All-American, JVA All-American and PrepVolleyball-High School All American ... Claimed spots on the JVA 2015 All-National Team and four straight AVCA Phenom Lists (2012-15) ... Recognized as PrepVolleyball Senior Aces ... Became the first player in Briar Woods HS history to eclipse 1000 career kills ... Two-time AAU Academic All-American (2014-15) ... Won the VHSL State Championship in 2014

CAREER STATS AND SINGLE-MATCH HIGHS

SEASON	SP-MP	K	K/S	E	TA	PCT	A	A/S	SA	SA/S	SE	DIG	D/S	RE	BS	BA	TB	B/S	BE	BHE	PTS	PTS/S
--------	-------	---	-----	---	----	-----	---	-----	----	------	----	-----	-----	----	----	----	----	-----	----	-----	-----	-------

SINGLE-MATCH HIGHS

2016 MATCH-BY-MATCH

DATE	OPP.	SP	K	E	TA	PCT	AST	E	SA	SE	RE	DIG	BS	BA	BE	TB	BHE	PTS
Aug. 26	Abilene Christian																	
Aug. 26	Arizona State																	
Aug. 27	Idaho																	
Aug. 27	Fairfield																	
Sept. 2	Stetson																	
Sept. 2	South Florida																	
Sept. 3	Western Carolina																	
Sept. 8	Arkansas																	
Sept. 9	Montreal																	
Sept. 10	Nebraska																	
Sept. 16	Houston Baptist																	
Sept. 16	UT Arlington																	
Sept. 17	Samford																	
Sept. 17	UTEP																	
Sept. 22	Air Force																	
Sept. 24	Boise State																	
Sept. 29	San José State																	
Oct. 1	Fresno State																	
Oct. 6	Colorado State																	
Oct. 8	Wyoming																	
Oct. 11	UNLV																	
Oct. 13	Utah State																	
Oct. 16	New Mexico State																	
Oct. 20	Boise State																	
Oct. 22	Air Force																	
Oct. 27	Fresno State																	
Oct. 29	San José State																	
Nov. 3	Wyoming																	
Nov. 5	Colorado State																	
Nov. 12	Utah State																	
Nov. 16	Nevada																	
Nov. 19	San Diego State																	
Nov. 22	UNLV																	



LISE RUGLAND

5 • 5-9 • RS JR.
TANANGER, NORWAY • SAUDA VIDERGAENDE SKOLE, TOPPVOLLEY

JUNIOR (2015): Redshirted the 2015 indoor season

SOPHOMORE (2014): Played in seven matches, coming in for setting duties ... picked up 38 assists on the season (3.17 per set) ... had career-high 20 assists on Sept. 13 against Bethune Cookman ... had second-best game of 11 assists at UNLV on Oct. 11.

FRESHMAN (2013): Played in 19 matches ... tallied seven assists, four service aces ... recorded six digs and a total of four points ... had game-high of three assists on Oct. 12 vs. UNLV ... had a game-high of two service aces on Nov. 23 at Nevada ... finished with a game-high of three digs on Aug. 31 vs. Northwestern State.

CAREER STATS AND SINGLE-MATCH HIGHS

SEASON	SP-MP	K	K/S	E	TA	PCT	A	A/S	SA	SA/S	SE	DIG	D/S	RE	BS	BA	TB	B/S	BE	BHE	PTS	PTS/S
2013	30-19	0	0.00	1	1	-1.000	7	0.23	4	0.13	7	6	0.20	0	0	0	0	0.00	0	0	4.0	0.13
2014	12-7	4	0.33	1	9	.333	38	3.17	1	0.08	0	8	0.67	0	0	5	5	0.42	1	2	7.5	0.58
2015	Redshirt Season — Did Not Play																					
TOTAL	42-26	4	0.10	2	10	.200	45	1.07	5	0.12	7	14	0.33	0	0	5	5	0.12	1	2	11.5	0.26

SINGLE-MATCH HIGHS

Kills: 2, at San Diego State, Oct 09, 2014
Attacks: 5, at UNLV, Oct 11, 2014
Assists: 20, Bethune Cookman, Sep 13, 2014

Serve aces: 2, at Nevada, Nov 23, 2013
Digs: 6, Bethune Cookman, Sep 13, 2014
Blocks: 3, at UNLV, Oct 11, 2014

Block assist: 3, at UNLV, Oct 11, 2014

2016 MATCH-BY-MATCH

DATE	OPP.	SP	K	E	TA	PCT	AST	E	SA	SE	RE	DIG	BS	BA	BE	TB	BHE	PTS
Aug. 26	Abilene Christian																	
Aug. 26	Arizona State																	
Aug. 27	Idaho																	
Aug. 27	Fairfield																	
Sept. 2	Stetson																	
Sept. 2	South Florida																	
Sept. 3	Western Carolina																	
Sept. 8	Arkansas																	
Sept. 9	Montreal																	
Sept. 10	Nebraska																	
Sept. 16	Houston Baptist																	
Sept. 16	UT Arlington																	
Sept. 17	Samford																	
Sept. 17	UTEP																	
Sept. 22	Air Force																	
Sept. 24	Boise State																	
Sept. 29	San José State																	
Oct. 1	Fresno State																	
Oct. 6	Colorado State																	
Oct. 8	Wyoming																	
Oct. 11	UNLV																	
Oct. 13	Utah State																	
Oct. 16	New Mexico State																	
Oct. 20	Boise State																	
Oct. 22	Air Force																	
Oct. 27	Fresno State																	
Oct. 29	San José State																	
Nov. 3	Wyoming																	
Nov. 5	Colorado State																	
Nov. 12	Utah State																	
Nov. 16	Nevada																	
Nov. 19	San Diego State																	
Nov. 22	UNLV																	



CASSIE HOUSE

*OH/MB • 6-2 • SR.
RIO RANCHO, N.M. • CLEVELAND HS*

JUNIOR (2015): Played in 31 matches with 19 starts ... Finished second on the team with 276 kills (2.51 per set) and claimed the third-best total in blocks with 86 (0.78 per set) ... Recorded double-digit kills 14 times, including 19 at UNLV on Nov. 12 ... Finished the season with 11 block solos and 75 block assists, good for third on the team in both ... Tallied seven total blocks at San Jose State on Oct. 29 ... Added 23 services aces on the season (0.21 per set), with two games with three aces (Santa Clara and CSUN) ... Also posted 90 digs ... Named Honorable Mention All-Mountain West

SOPHOMORE (2014): 2014 All-Mountain West selection ... played in 31 matches with 26 starts at outside hitter ... was second on the team in kills with 276 in 772 attacks (2.65 kills per set) ... had 12 solo blocks and 39 block assists ... picked up a career-high 21 kills against UNLV on Nov. 6 ... had second best game of 18 kills at Utah State on Nov. 1 ... ranked 10th in the conference in points per set (3.45) ... had career-high of seven digs against Wyoming on Oct. 18 ... recipient of the Jeanne Fairchild scholarship ... 2014 MW All-Academic selection.

FRESHMAN (2013): Started in 23 matches at outside hitter ... finished fourth on the team with 218 kills ... had season-high 18 kills on Oct. 31 at UNLV ... had a total of 31 blocks with three solo blocks and 28 block assists ... averaged 2.42 kills per set along with 2.61 points per set ... recorded a season-high hitting percentage of .462 with eight kills of 13 attacks on Oct. 26 vs. Nevada ... selected to the US A2 National Team and 2014 MW All-Star summer squad ... recipient of the Lobo League scholarship.

CAREER STATS AND SINGLE-MATCH HIGHS

SEASON	SP-MP	K	K/S	E	TA	PCT	A	A/S	SA	SA/S	SE	DIG	D/S	RE	BS	BA	TB	B/S	BE	BHE	PTS	PTS/S
2013	90-27	218	2.42	100	567	.208	1	0.01	0	0.00	1	26	0.29	1	3	28	31	0.34	1	0	235.0	2.61
2014	104-31	276	2.65	154	772	.158	5	0.05	4	0.04	10	51	0.49	0	12	39	51	0.49	10	0	311.5	2.99
2015	110-31	276	2.51	124	751	.202	4	0.04	23	0.21	56	90	0.82	0	11	75	86	0.78	6	0	347.5	3.15
TOTAL	304-89	770	2.53	378	2090	.188	10	0.03	27	0.09	67	167	0.55	1	26	142	168	0.55	17	0	894.0	2.94

SINGLE-MATCH HIGHS

Kills: 21, UNLV, Nov 06, 2014
 Attacks: 56, UNLV, Nov 06, 2014
 Attack pct: .407, at Air Force, Nov 24, 2015 (16-5-27)

Assists: 1, 10 times, last vs. Utah State, Nov 18, 2015
 Serve aces: 3, twice, last vs CSUN, Sep 18, 2015
 Digs: 11, at Fresno State, Nov 14, 2015

Blocks: 7, at San José State, Oct 03, 2015
 Block solo: 2, 6 times, last at San José State, Oct 03, 2015
 Block assist: 6, at Air Force, Nov 24, 2015

2016 MATCH-BY-MATCH

DATE	OPP.	SP	K	E	TA	PCT	AST	E	SA	SE	RE	DIG	BS	BA	BE	TB	BHE	PTS
Aug. 26	Abilene Christian																	
Aug. 26	Arizona State																	
Aug. 27	Idaho																	
Aug. 27	Fairfield																	
Sept. 2	Stetson																	
Sept. 2	South Florida																	
Sept. 3	Western Carolina																	
Sept. 8	Arkansas																	
Sept. 9	Montreal																	
Sept. 10	Nebraska																	
Sept. 16	Houston Baptist																	
Sept. 16	UT Arlington																	
Sept. 17	Samford																	
Sept. 17	UTEP																	
Sept. 22	Air Force																	
Sept. 24	Boise State																	
Sept. 29	San José State																	
Oct. 1	Fresno State																	
Oct. 6	Colorado State																	
Oct. 8	Wyoming																	
Oct. 11	UNLV																	
Oct. 13	Utah State																	
Oct. 16	New Mexico State																	
Oct. 20	Boise State																	
Oct. 22	Air Force																	
Oct. 27	Fresno State																	
Oct. 29	San José State																	
Nov. 3	Wyoming																	
Nov. 5	Colorado State																	
Nov. 12	Utah State																	
Nov. 16	Nevada																	
Nov. 19	San Diego State																	
Nov. 22	UNLV																	



MADDIE MAYFIELD

DS/L • 5-4 • RS JR.
ALBUQUERQUE, N.M. • LA CUEVA HS

JUNIOR (2015): Redshirt season

SOPHOMORE (2014): Saw action in 26 matches ... Finished fourth on the team with 129 digs ... Added 10 service aces, good for fourth on the squad ... posted a season-high 23 digs at San Diego State ... Had a streak of four straight matches with double-digit digs, starting Oct. 2 vs. Utah State through UNM's Oct. 11 match at UNLV ... Posted a three-ace performance vs. UTEP on Aug. 30

FRESHMAN (2013): Played in 27 matches ... Finished sixth on the team in digs with 109 ... Ranked fourth on the team with 13 service aces ... Had match-high of nine digs on Nov. 9 against Utah State ... Tallied eight digs on four occasions.

CAREER STATS AND SINGLE-MATCH HIGHS

SEASON	SP-MP	K	K/S	E	TA	PCT	A	A/S	SA	SA/S	SE	DIG	D/S	RE	BS	BA	TB	B/S	BE	BHE	PTS	PTS/S
2013	84-27	0	0.00	0	3	.000	5	0.06	13	0.15	24	109	1.30	18	0	0	0	0.00	0	0	13.0	0.15
2014	75-26	1	0.01	4	6	-.500	16	0.21	10	0.13	24	129	1.72	20	0	0	0	0.00	0	1	11.0	0.15
2015	Redshirt Season — Did Not Play																					
TOTAL	159-53	1	0.01	4	9	-.333	21	0.13	23	0.14	48	238	1.50	38	0	0	0	0.00	0	1	24.0	0.15

SINGLE-MATCH HIGHS

Kills: 1, vs St. John's, Sep 05, 2014
Attacks: 1, 9 times, last vs. Utah State, Oct 2, 2014
Assists: 5, Boise State, Oct 04, 2014

Serve aces: 3, UTEP, Aug 30, 2014
Digs: 23, at San Diego State, Oct 09, 2014

2016 MATCH-BY-MATCH

DATE	OPP.	SP	K	E	TA	PCT	AST	E	SA	SE	RE	DIG	BS	BA	BE	TB	BHE	PTS
Aug. 26	Abilene Christian																	
Aug. 26	Arizona State																	
Aug. 27	Idaho																	
Aug. 27	Fairfield																	
Sept. 2	Stetson																	
Sept. 2	South Florida																	
Sept. 3	Western Carolina																	
Sept. 8	Arkansas																	
Sept. 9	Montreal																	
Sept. 10	Nebraska																	
Sept. 16	Houston Baptist																	
Sept. 16	UT Arlington																	
Sept. 17	Samford																	
Sept. 17	UTEP																	
Sept. 22	Air Force																	
Sept. 24	Boise State																	
Sept. 29	San José State																	
Oct. 1	Fresno State																	
Oct. 6	Colorado State																	
Oct. 8	Wyoming																	
Oct. 11	UNLV																	
Oct. 13	Utah State																	
Oct. 16	New Mexico State																	
Oct. 20	Boise State																	
Oct. 22	Air Force																	
Oct. 27	Fresno State																	
Oct. 29	San José State																	
Nov. 3	Wyoming																	
Nov. 5	Colorado State																	
Nov. 12	Utah State																	
Nov. 16	Nevada																	
Nov. 19	San Diego State																	
Nov. 22	UNLV																	



J'KAYLEE CLARK

MB • 5-11 • FR.
FARMERSVILLE, TEXAS • FARMERSVILLE HS

HIGH SCHOOL: Three-year letterwinner in both track and volleyball at Farmersville High School in Farmersville, Texas ... Helped Farmersville to the 3A Region 2 title, District 13 Championship and the Bi-District Championship in 2015 ... Selected as the District 13-3A MVP in 2014 and 2015 ... In 2014, named the Farmersville Farmers Team MVP and earned spots on the Collin Street Bakery/TSWA Class 3A All-State Second Team and the Texas Girls Coaches Association Class 3A All-State First Team ... On the track, Clark took second in the 400-meter dash at the 2014 UIL Track and Field Championships and swept the 100 and the 400 at the 2014 District 12-2A Meet

CAREER STATS AND SINGLE-MATCH HIGHS

SEASON	SP-MP	K	K/S	E	TA	PCT	A	A/S	SA	SA/S	SE	DIG	D/S	RE	BS	BA	TB	B/S	BE	BHE	PTS	PTS/S
--------	-------	---	-----	---	----	-----	---	-----	----	------	----	-----	-----	----	----	----	----	-----	----	-----	-----	-------

SINGLE-MATCH HIGHS

2016 MATCH-BY-MATCH

DATE	OPP.	SP	K	E	TA	PCT	AST	E	SA	SE	RE	DIG	BS	BA	BE	TB	BHE	PTS
Aug. 26	Abilene Christian																	
Aug. 26	Arizona State																	
Aug. 27	Idaho																	
Aug. 27	Fairfield																	
Sept. 2	Stetson																	
Sept. 2	South Florida																	
Sept. 3	Western Carolina																	
Sept. 8	Arkansas																	
Sept. 9	Montreal																	
Sept. 10	Nebraska																	
Sept. 16	Houston Baptist																	
Sept. 16	UT Arlington																	
Sept. 17	Samford																	
Sept. 17	UTEP																	
Sept. 22	Air Force																	
Sept. 24	Boise State																	
Sept. 29	San José State																	
Oct. 1	Fresno State																	
Oct. 6	Colorado State																	
Oct. 8	Wyoming																	
Oct. 11	UNLV																	
Oct. 13	Utah State																	
Oct. 16	New Mexico State																	
Oct. 20	Boise State																	
Oct. 22	Air Force																	
Oct. 27	Fresno State																	
Oct. 29	San José State																	
Nov. 3	Wyoming																	
Nov. 5	Colorado State																	
Nov. 12	Utah State																	
Nov. 16	Nevada																	
Nov. 19	San Diego State																	
Nov. 22	UNLV																	



MARISA DORAN

OH • 6-0 • SR.
ORANGE, CALIF. • IRVINE VALLEY COLLEGE

JUNIOR (2015): Saw action in 24 matches for New Mexico, playing in both the front row and back row for the Lobos ... Started six matches on the season, including the first three ... Finished with 56 digs on the season (1.00 per set), recording a season-high nine vs. Idaho State on Sept. 12 ... Added six aces on just five errors ... Posted a season-best two aces vs. Cal State Fullerton on Sept. 5 ... Received action offensively, recording 18 kills ... Had a season-best four kills against San Diego State on Sept. 24 ... Posted 18 attempts vs. Colorado state on Oct. 18

SOPHOMORE (2014): Played indoor and beach volleyball at Irvine Valley College in Irvine, Calif., from 2013-15 ... Helped Irvine Valley to an undefeated season on the court, as the Lasers finished 27-0 overall and tops at the state championships ... Earned a First-Team Orange Empire Conference selection, and was named to the All-Tournament team at the state championships ... Ranked second on the IVC squad with 293 kills, and led the Lasers with 35 service aces and 231 digs ... Notched six double-doubles (kills/digs) for IVC, and recorded 17 games with at least double-digit kills ... Reached a season-high 17 kills four times, including back-to-back 17-kill performances to close out the season ... Captured Irvine Valley's scholar athletes of the year honors to cap her season ... Graduated with an associate degree in natural science and mathematics

FRESHMAN YEAR (2013): Played a major role in Irvine Valley's special indoor season in 2013 ... Team finished with a record of 24-2 overall ... Won the Orange Empire Conference title and finished third in the state in 2013 ... Named first team all-conference after averaging 2.73 kills per set and 229 overall kills ... Both totals were second-best on the IVC squad ... Led the team with 33 aces and was fourth on the team in digs with 172 ... Recorded 11 matches with at least 10 kills, including a season-high 21 kills in a four-set win at Fullerton

CAREER STATS AND SINGLE-MATCH HIGHS

SEASON	SP-MP	K	K/S	E	TA	PCT	A	A/S	SA	SA/S	SE	DIG	D/S	RE	BS	BA	TB	B/S	BE	BHE	PTS	PTS/S
2015	56-24	18	0.32	12	75	.080	5	0.09	6	0.11	5	56	1.00	7	1	5	6	0.11	0	0	27.5	0.48
TOTAL	56-24	18	0.32	12	75	.080	5	0.09	6	0.11	5	56	1.00	7	1	5	6	0.11	0	0	27.5	0.48

SINGLE-MATCH HIGHS

Kills: 4, San Diego State, Sep 24, 2015

Attacks: 18, at Colorado State, Oct 08, 2015

Assists: 1, 5 times, last at Colorado State, Oct 08, 2015

Serve aces: 2, Cal State Fullerton, Sep 05, 2015

Digs: 9, vs Idaho State, Sep 12, 2015

Blocks: 2, San Diego State, Sep 24, 2015

Block solo: 1, at USC, Sep 11, 2015

Block assist: 2, San Diego State, Sep 24, 2015

2016 MATCH-BY-MATCH

DATE	OPP.	SP	K	E	TA	PCT	AST	E	SA	SE	RE	DIG	BS	BA	BE	TB	BHE	PTS
Aug. 26	Abilene Christian																	
Aug. 26	Arizona State																	
Aug. 27	Idaho																	
Aug. 27	Fairfield																	
Sept. 2	Stetson																	
Sept. 2	South Florida																	
Sept. 3	Western Carolina																	
Sept. 8	Arkansas																	
Sept. 9	Montreal																	
Sept. 10	Nebraska																	
Sept. 16	Houston Baptist																	
Sept. 16	UT Arlington																	
Sept. 17	Samford																	
Sept. 17	UTEP																	
Sept. 22	Air Force																	
Sept. 24	Boise State																	
Sept. 29	San José State																	
Oct. 1	Fresno State																	
Oct. 6	Colorado State																	
Oct. 8	Wyoming																	
Oct. 11	UNLV																	
Oct. 13	Utah State																	
Oct. 16	New Mexico State																	
Oct. 20	Boise State																	
Oct. 22	Air Force																	
Oct. 27	Fresno State																	
Oct. 29	San José State																	
Nov. 3	Wyoming																	
Nov. 5	Colorado State																	
Nov. 12	Utah State																	
Nov. 16	Nevada																	
Nov. 19	San Diego State																	
Nov. 22	UNLV																	



MARIESSA CARRASCO

MB • 6-0 • RS SO.
EL PASO, TEXAS • CHAPIN HS

RS FRESHMAN (2015): Played in 17 matches, with three starts at middle blocker ... Notched a career-high five kills against Wyoming on Nov. 5, hitting .556 (5k-0e-9a) ... Hit a career-best .667 against Cal State Fullerton on Sept. 5, with an errorless four kills on six attempts ... Registered at least three kills three other times ... Posted nine total blocks (one off the team high in a single match) against Idaho State on Sept. 12, including eight block assists ... Finished with 30 total blocks, including five solos, to average 0.94 blocks per set, the second-best average on the team

FRESHMAN (2014): Redshirt season; did not play

CAREER STATS AND SINGLE-MATCH HIGHS

SEASON	SP-MP	K	K/S	E	TA	PCT	A	A/S	SA	SA/S	SE	DIG	D/S	RE	BS	BA	TB	B/S	BE	BHE	PTS	PTS/S
2014	Redshirt Season — Did Not Play																					
2015	32-17	23	0.72	10	65	.200	0	0.00	0	0.00	0	1	0.03	0	5	25	30	0.94	4	0	40.5	1.25
TOTAL	32-17	23	0.72	10	65	.200	0	0.00	0	0.00	0	1	0.03	0	5	25	30	0.94	4	0	40.5	1.25

SINGLE-MATCH HIGHS

Kills: 5, vs Wyoming, Nov 5, 2015

Attacks: 11, Colorado State, Nov 07, 2015

Digs: 1, vs Idaho State, Sep 12, 2015

Blocks: 9, vs Idaho State, Sep 12, 2015

Block solo: 1, 5 times, last vs. Colorado State, Nov 7, 2015

Block assist: 8, vs Idaho State, Sep 12, 2015

2016 MATCH-BY-MATCH

DATE	OPP.	SP	K	E	TA	PCT	AST	E	SA	SE	RE	DIG	BS	BA	BE	TB	BHE	PTS
Aug. 26	Abilene Christian																	
Aug. 26	Arizona State																	
Aug. 27	Idaho																	
Aug. 27	Fairfield																	
Sept. 2	Stetson																	
Sept. 2	South Florida																	
Sept. 3	Western Carolina																	
Sept. 8	Arkansas																	
Sept. 9	Montreal																	
Sept. 10	Nebraska																	
Sept. 16	Houston Baptist																	
Sept. 16	UT Arlington																	
Sept. 17	Samford																	
Sept. 17	UTEP																	
Sept. 22	Air Force																	
Sept. 24	Boise State																	
Sept. 29	San José State																	
Oct. 1	Fresno State																	
Oct. 6	Colorado State																	
Oct. 8	Wyoming																	
Oct. 11	UNLV																	
Oct. 13	Utah State																	
Oct. 16	New Mexico State																	
Oct. 20	Boise State																	
Oct. 22	Air Force																	
Oct. 27	Fresno State																	
Oct. 29	San José State																	
Nov. 3	Wyoming																	
Nov. 5	Colorado State																	
Nov. 12	Utah State																	
Nov. 16	Nevada																	
Nov. 19	San Diego State																	
Nov. 22	UNLV																	

2015 OVERALL STATS

RECORD:	OVERALL	HOME	AWAY	NEUTRAL
ALL GAMES	17-14	10-5	4-8	3-1
CONFERENCE	10-8	6-3	4-5	0-0
NON-CONFERENCE	7-6	4-2	0-3	3-1

#	Player	sp	Attack					Set		Serve			Dig			Blocking					points	
			k	k/s	e	ta	pct	a	a/s	sa	se	sa/s	re	dig	dig/s	bs	ba	total	blk/s	be		bhe
1	SOURS, Devanne	116	355	3.06	167	1057	.178	11	0.09	31	72	0.27	22	197	1.70	3	44	47	0.41	2	2	411.0
12	HOUSE, Cassie	110	276	2.51	124	751	.202	4	0.04	23	56	0.21	0	90	0.82	11	75	86	0.78	6	0	347.5
9	HENDERSON, Simone	110	239	2.17	65	545	.319	2	0.02	0	3	0.00	1	27	0.25	19	83	102	0.93	9	2	299.5
5	WARREN, Julia	116	249	2.15	124	819	.153	50	0.43	18	19	0.16	18	300	2.59	4	27	31	0.27	6	4	284.5
17	GULLATT, Skye	110	198	1.80	66	461	.286	5	0.05	0	2	0.00	2	24	0.22	29	112	141	1.28	10	1	283.0
2	JOHNSON, Hannah	115	109	0.95	23	240	.358	1144	9.95	17	7	0.15	1	310	2.70	6	66	72	0.63	20	17	165.0
21	CARRASCO, Mariessa	32	23	0.72	10	65	.200	0	0.00	0	0	0.00	0	1	0.03	5	25	30	0.94	4	0	40.5
18	DORAN, Marisa	56	18	0.32	12	75	.080	5	0.09	6	5	0.11	7	56	1.00	1	5	6	0.11	0	0	27.5
8	KELSEY, Ashley	109	2	0.02	3	12	-.083	58	0.53	18	35	0.17	16	285	2.61	0	1	1	0.01	0	1	20.5
10	ASKEW, Allie	74	0	0.00	0	0	.000	2	0.03	7	9	0.09	0	22	0.30	0	0	0	0.00	0	0	7.0
14	CHAVEZ, Stephanie	81	0	0.00	0	2	.000	29	0.36	6	6	0.07	23	135	1.67	0	0	0	0.00	0	1	6.0
3	PACHECO, Mercedes	87	1	0.01	0	1	1.000	40	0.46	2	19	0.02	20	191	2.20	0	0	0	0.00	0	0	3.0
4	HEILBORN, Carson	7	3	0.43	2	8	.125	16	2.29	0	2	0.00	0	8	1.14	0	0	0	0.00	0	7	3.0
6	BALETO, Eastyn	19	0	0.00	0	0	.000	2	0.11	0	3	0.00	3	18	0.95	0	0	0	0.00	0	0	0.0
	TEAM	-	-	-	-	-	-	-	-	-	-	-	8	-	-	-	-	-	-	-	-	-
	NEW MEXICO	116	1473	12.70	596	4036	.217	1368	11.79	128	238	1.10	121	1664	14.34	78	438	297.0	2.56	57	35	1898.0
	Opponents	116	1437	12.39	699	4140	.178	1336	11.52	121	208	1.04	128	1700	14.66	64	396	262.0	2.26	71	51	1820.0

Team Statistics	NM	OPP	Date	Opponent	Score	Score by set	Att.	
ATTACK			!Aug 28	vs Belmont	w	3-0	25-11,25-22,25-18	0
Kills	1473	1437	!Aug 28	vs Albany	w	3-1	25-10,25-20,26-28,25-13	0
Errors	596	699	!Aug 29	at Ball State	L	2-3	25-18,25-16,20-25,27-29,13-15	749
Total Attacks	4036	4140	*Sep 04	SANTA CLARA	w	3-0	25-22,25-20,25-20	1324
Attack Pct	.217	.178	*Sep 05	CAL STATE FULLERTON	w	3-0	25-20,25-14,25-13	678
Kills/Set	12.7	12.4	*Sep 05	SMU	L	2-3	23-25,22-25,25-19,25-20,16-18	927
SET			\$Sep 10	vs Pepperdine	L	1-3	25-20,22-25,21-25,19-25	200
Assists	1368	1336	\$Sep 11	at #6 USC	L	0-3	23-25,10-25,20-25	777
Attempts	3967	4149	\$Sep 12	vs Idaho State	w	3-2	16-25,18-25,25-18,25-18,17-15	100
Assist Pct	.345	.322	#Sep 18	CSUN	w	3-1	25-21,27-25,17-25,25-17	1371
Assists/Set	11.8	11.5	#Sep 19	LIU BROOKLYN	w	3-0	25-20,25-14,25-20	701
SERVE			#Sep 19	LSU	L	2-3	23-25,20-25,25-18,25-23,11-15	3267
Aces	128	121	*Sep 24	SAN DIEGO STATE	L	0-3	22-25,22-25,17-25	751
Errors	238	208	*Sep 26	NEVADA	w	3-1	25-17,25-19,20-25,25-20	771
Attempts	2590	2448	Sep 29	at NM State	L	1-3	25-20,20-25,14-25,22-25	1275
Serve Pct	.908	.915	*Oct 03	at San Jose State	w	3-0	25-23,25-11,25-13	222
Aces/Set	1.1	1.0	*Oct 08	at #21 Colorado State	L	0-3	22-25,16-25,19-25	1522
SERVE RECEPTIONS			*Oct 10	at Wyoming	L	0-3	19-25,16-25,19-25	771
Errors	121	128	*Oct 15	FRESNO STATE	w	3-0	25-21,25-23,25-22	807
Errors/Set	1.0	1.1	*Oct 17	UNLV	w	3-1	25-18,22-25,25-20,25-17	1132
Attempts	2237	2347	*Oct 22	at Nevada	w	3-1	25-22,25-19,23-25,25-15	265
Reception Pct	.946	.945	*Oct 24	at San Diego State	L	2-3	25-16,25-16,15-25,23-25,9-15	612
DEFENSE			*Oct 27	AIR FORCE	w	3-0	25-18,28-26,25-17	736
Digs	1664	1700	*Oct 29	SAN JOSE STATE	w	3-0	25-17,25-17,25-22	729
Digs/Set	14.3	14.7	*Nov 05	WYOMING	L	2-3	25-14,21-25,20-25,25-18,7-15	743
BLOCKING			*Nov 07	#15 COLORADO STATE	L	0-3	10-25,24-26,18-25	1437
Block Solo	78	64	*Nov 12	at UNLV	L	2-3	19-25,17-25,25-15,25-22,14-16	266
Block Assist	438	396	*Nov 14	at Fresno State	w	3-0	25-23,26-24,25-22	628
Total Blocks	297.0	262.0	*Nov 18	UTAH STATE	w	3-0	25-18,27-25,25-21	1120
Blocks/Set	2.6	2.3	*Nov 21	at Boise State	L	1-3	25-22,22-25,25-27,19-25	517
Block Errors	57	71	*Nov 24	at Air Force	w	3-1	22-25,25-20,25-21,25-19	404
Ball handling errors	35	51						
ATTENDANCE				! Ball State Active Ankle Challenge				
Total	16494	8008		^ Lobo Classic				
Dates/Avg Per Date	15/1100	12/667		\$ USC Classic				
Neutral site #/Avg	4/75			# Days Inn and Suites Lobo Invitational				
Current win streak	1	-						
Home win streak	1	-						
				Record in 3-set matches: 10-5				
				Record in 4-set matches: 6-3				
				Record in 5-set matches: 1-6				

2015 MOUNTAIN WEST STATS

RECORD:	OVERALL	HOME	AWAY	NEUTRAL
ALL GAMES	10-8	6-3	4-5	0-0
CONFERENCE	10-8	6-3	4-5	0-0
NON-CONFERENCE	0-0	0-0	0-0	0-0

#	Player	sp	Attack				pct	Set		Serve		re	Dig		Blocking					points		
			k	k/s	e	ta		a	a/s	sa	se		sa/s	dig	dig/s	bs	ba	total	blk/s		be	bhe
12	HOUSE, Cassie	63	178	2.83	80	477	.205	2	0.03	9	32	0.14	0	60	0.95	8	46	54	0.86	4	0	218.0
1	SOURS, Devanne	65	186	2.86	88	556	.176	5	0.08	11	41	0.17	10	85	1.31	2	26	28	0.43	1	1	212.0
17	GULLATT, Skye	65	134	2.06	39	297	.320	4	0.06	0	2	0.00	2	15	0.23	16	79	95	1.46	6	0	189.5
9	HENDERSON, Simone	63	121	1.92	33	288	.306	2	0.03	0	3	0.00	0	17	0.27	11	51	62	0.98	7	2	157.5
5	WARREN, Julia	65	122	1.88	66	401	.140	27	0.42	9	8	0.14	9	152	2.34	1	21	22	0.34	4	2	142.5
2	JOHNSON, Hannah	65	62	0.95	16	135	.341	665	10.23	10	3	0.15	1	187	2.88	2	38	40	0.62	9	5	93.0
18	DORAN, Marisa	22	12	0.55	8	45	.089	2	0.09	3	5	0.14	2	19	0.86	0	3	3	0.14	0	0	16.5
21	CARRASCO, Mariessa	13	11	0.85	5	33	.182	0	0.00	0	0	0.00	0	0	0.00	2	7	9	0.69	3	0	16.5
8	KELSEY, Ashley	62	1	0.02	1	7	.000	40	0.65	6	16	0.10	15	202	3.26	0	1	1	0.02	0	0	7.5
10	ASKEW, Allie	58	0	0.00	0	0	.000	0	0.00	4	5	0.07	0	18	0.31	0	0	0	0.00	0	0	4.0
3	PACHECO, Mercedes	50	1	0.02	0	1	1.000	18	0.36	1	6	0.02	11	75	1.50	0	0	0	0.00	0	0	2.0
4	CHAVEZ, Stephanie	47	0	0.00	0	2	.000	15	0.32	1	3	0.02	15	80	1.70	0	0	0	0.00	0	1	1.0
14	HEILBORN, Carson	2	1	0.50	0	1	1.000	0	0.00	0	0	0.00	0	1	0.50	0	0	0	0.00	0	1	1.0
6	BALETO, Eastyn	12	0	0.00	0	0	.000	1	0.08	0	0	0.00	3	13	1.08	0	0	0	0.00	0	0	0.0
	TEAM	-	-	-	-	-	-	-	-	-	-	-	3	-	-	-	-	-	-	-	-	-
	NEW MEXICO	65	829	12.75	336	2243	.220	781	12.02	54	124	0.83	71	924	14.22	42	272	178.0	2.74	34	12	1061.0
	Opponents	65	833	12.82	406	2344	.182	775	11.92	71	125	1.09	54	916	14.09	35	218	144.0	2.22	42	22	1048.0

Team Statistics	NM	OPP	Date	Opponent	Score	Score by set	Att.
ATTACK			*Sep 24	SAN DIEGO STATE	L 0-3	22-25,22-25,17-25	751
Kills	829	833	*Sep 26	NEVADA	w 3-1	25-17,25-19,20-25,25-20	771
Errors	336	406	*Oct 03	at San Jose State	w 3-0	25-23,25-11,25-13	222
Total Attacks	2243	2344	*Oct 08	at #21 Colorado State	L 0-3	22-25,16-25,19-25	1522
Attack Pct	.220	.182	*Oct 10	at Wyoming	L 0-3	19-25,16-25,19-25	771
Kills/Set	12.8	12.8	*Oct 15	FRESNO STATE	w 3-0	25-21,25-23,25-22	807
SET			*Oct 17	UNLV	w 3-1	25-18,22-25,25-20,25-17	1132
Assists	781	775	*Oct 22	at Nevada	w 3-1	25-22,25-19,23-25,25-15	265
Attempts	2206	2318	*Oct 24	at San Diego State	L 2-3	25-16,25-16,15-25,23-25,9-15	612
Assist Pct	.354	.334	*Oct 27	AIR FORCE	w 3-0	25-18,28-26,25-17	736
Assists/Set	12.0	11.9	*Oct 29	SAN JOSE STATE	w 3-0	25-17,25-17,25-22	729
SERVE			*Nov 05	WYOMING	L 2-3	25-14,21-25,20-25,25-18,7-15	743
Aces	54	71	*Nov 07	#15 COLORADO STATE	L 0-3	10-25,24-26,18-25	1437
Errors	124	125	*Nov 12	at UNLV	L 2-3	19-25,17-25,25-15,25-22,14-16	266
Attempts	1453	1388	*Nov 14	at Fresno State	w 3-0	25-23,26-24,25-22	628
Serve Pct	.915	.910	*Nov 18	UTAH STATE	w 3-0	25-18,27-25,25-21	1120
Aces/Set	0.8	1.1	*Nov 21	at Boise State	L 1-3	25-22,22-25,25-27,19-25	517
SERVE RECEPTIONS			*Nov 24	at Air Force	w 3-1	22-25,25-20,25-21,25-19	404
Errors	71	54					
Errors/Set	1.1	0.8					
Attempts	1263	1325					
Reception Pct	.944	.959					
DEFENSE							
Digs	924	916					
Digs/Set	14.2	14.1					
BLOCKING							
Block Solo	42	35					
Block Assist	272	218					
Total Blocks	178.0	144.0					
Blocks/Set	2.7	2.2					
Block Errors	34	42					
Ball handling errors	12	22					
ATTENDANCE							
Total	8226	5207					
Dates/Avg Per Date	9/914	9/579					
Neutral site #/Avg	0/0						
Current win streak	1	-					
Home win streak	1	-					

! Ball State Active Ankle Challenge

^ Lobo Classic

\$ USC Classic

Days Inn and Suites Lobo Invitational

Record in 3-set matches: 6-4

Record in 4-set matches: 4-1

Record in 5-set matches: 0-3

2015 MATCH-BY-MATCH RESULTS

Date	Opponent	sp	attack				set			serve				recept			dig	blocking				bhe	points	score
			k	e	ta	pct	a	ta	pct	sa	se	ta	pct	re	ta	pct		bs	ba	be	total			
Aug 28, 2015	vs Belmont	3	28	9	80	.237	24	75	.320	8	4	74	.946	6	44	.864	39	1	6	1	4.0	0	40.0	3-0
Aug 28, 2015	vs Albany	4	58	18	144	.278	54	144	.375	5	15	100	.850	5	68	.926	64	3	14	1	10.0	3	73.0	3-1
Aug 29, 2015	at Ball State	5	67	26	166	.247	62	163	.380	7	8	110	.927	4	92	.957	71	3	12	2	9.0	0	83.0	2-3
Sep 04, 2015	SANTA CLARA	3	38	17	114	.184	35	119	.294	5	6	73	.918	1	61	.984	43	5	12	1	11.0	2	54.0	3-0
Sep 05, 2015	CAL STATE FULLERTON	3	44	9	98	.357	41	101	.406	8	7	73	.904	1	42	.976	37	0	6	3	3.0	4	55.0	3-0
Sep 05, 2015	SMU	5	71	30	182	.225	67	189	.354	5	9	112	.920	3	104	.971	70	7	10	4	12.0	3	88.0	2-3
Sep 10, 2015	vs Pepperdine	4	49	22	145	.186	43	138	.312	8	6	89	.933	6	85	.929	56	2	18	0	11.0	0	68.0	1-3
Sep 11, 2015	at USC	3	31	18	118	.110	28	114	.246	1	4	54	.926	3	69	.957	50	2	8	0	6.0	0	38.0	0-3
Sep 12, 2015	vs Idaho State	5	53	15	135	.281	48	133	.361	9	12	101	.881	10	90	.889	51	3	20	0	13.0	0	75.0	3-2
Sep 18, 2015	CSUN	4	51	27	144	.167	44	138	.319	11	13	93	.860	1	83	.988	47	3	18	3	12.0	0	74.0	3-1
Sep 19, 2015	LIU BROOKLYN	3	44	11	118	.280	39	121	.322	2	8	73	.890	2	52	.962	55	0	18	2	9.0	5	55.0	3-0
Sep 19, 2015	LSU	5	64	37	205	.132	60	209	.287	3	12	105	.886	6	95	.937	106	5	10	3	10.0	4	77.0	2-3
Sep 24, 2015	SAN DIEGO STATE	3	29	25	113	.035	29	117	.248	2	6	63	.905	5	68	.926	41	3	18	3	12.0	0	43.0	0-3
Sep 26, 2015	NEVADA	4	58	13	127	.354	55	130	.423	6	8	94	.915	10	75	.867	57	7	12	3	13.0	1	77.0	3-1
Sep 29, 2015	at NM State	4	46	21	144	.174	42	117	.359	2	10	80	.875	2	89	.978	51	2	14	3	9.0	2	57.0	1-3
Oct 03, 2015	at San Jose State	3	34	9	82	.305	31	79	.392	8	6	74	.919	2	46	.957	37	2	24	0	14.0	0	56.0	3-0
Oct 08, 2015	at Colorado State	3	28	15	100	.130	26	103	.252	1	6	60	.900	2	61	.967	33	1	10	3	6.0	0	35.0	0-3
Oct 10, 2015	at Wyoming	3	38	16	119	.185	36	102	.353	1	10	56	.821	3	69	.957	49	1	8	2	5.0	0	44.0	0-3
Oct 15, 2015	FRESNO STATE	3	39	10	96	.302	38	102	.373	2	8	74	.892	3	57	.947	38	5	6	1	8.0	0	49.0	3-0
Oct 17, 2015	UNLV	4	61	23	165	.230	59	170	.347	2	10	96	.896	4	74	.946	82	6	12	1	12.0	1	75.0	3-1
Oct 22, 2015	at Nevada	4	50	15	125	.280	49	127	.386	5	10	97	.897	7	69	.899	55	2	16	1	10.0	1	65.0	3-1
Oct 24, 2015	at San Diego State	5	50	20	141	.213	47	124	.379	2	10	97	.897	1	87	.989	47	1	28	3	15.0	1	67.0	2-3
Oct 27, 2015	AIR FORCE	3	37	16	96	.219	35	106	.330	1	8	76	.895	6	55	.891	48	2	22	2	13.0	2	51.0	3-0
Oct 29, 2015	SAN JOSE STATE	3	41	10	101	.307	41	107	.383	3	9	74	.878	4	53	.925	40	0	8	2	4.0	0	48.0	3-0
Nov 05, 2015	WYOMING	5	63	26	180	.206	55	182	.302	1	6	98	.939	1	90	.989	80	3	14	2	10.0	2	74.0	2-3
Nov 07, 2015	COLORADO STATE	3	25	31	111	-.054	24	114	.211	1	4	54	.926	1	66	.985	38	1	6	2	4.0	0	30.0	0-3
Nov 12, 2015	at UNLV	5	67	19	170	.282	64	141	.454	5	5	101	.950	3	98	.969	59	1	8	1	5.0	1	77.0	2-3
Nov 14, 2015	at Fresno State	3	52	15	116	.319	47	105	.448	4	3	75	.960	6	65	.908	47	0	16	2	8.0	0	64.0	3-0
Nov 18, 2015	UTAH STATE	3	46	21	124	.202	43	126	.341	2	5	76	.934	2	60	.967	55	1	22	2	12.0	1	60.0	3-0
Nov 21, 2015	at Boise State	4	58	27	156	.199	52	150	.347	2	1	92	.989	5	95	.947	70	3	16	1	11.0	1	71.0	1-3
Nov 24, 2015	at Air Force	4	53	25	121	.231	50	121	.413	6	9	96	.906	6	75	.920	48	3	26	3	16.0	1	75.0	3-1
		116	1473	596	4036	.217	1368	3967	.345	128	238	2590	.908	121	2237	.946	1664	78	438	57	297.0	35	1898.0	
Opponents		116	1437	699	4140	.178	1336	4149	.322	121	208	2448	.915	128	2347	.945	1700	64	396	71	262.0	51	1820.0	

Sets played: 116
 Kills per set: 12.70
 Assists per set: 11.79

Service aces per set: 1.10
 Digs per set: 14.34
 Blocks per set: 2.56

Points per set: 16.36
 Ball handling errors per set: 0.30
 Reception errors per set: 1.04

BROADCAST ROSTER



1

DEVANNE SOURS

6-2 • OH • SR
Tatum, N.M.
Tatum HS



2

JESSICA LEO

5-6 • S • FR
Phoenix, Ariz.
Mountain Pointe HS



3

MERCEDES PACHECO

5-2 • DS/L • SO
Albuquerque, N.M.
St. Pius X HS



4

CARSON HEILBORN

6-0 • S • SO
Auburn, Wash.
Auburn Riverside HS



5

JULIA WARREN

6-1 • OH/L • SR
Albuquerque, N.M.
La Cueva HS



6

ALLIE ASKEEW

5-2 • DS/L • SO
Phoenix, Ariz.
Desert Vista HS



7

VICTORIA SPRAGG

6-5 • MB • RS SO
Belen, N.M.
Belen HS



8

ASHLEY KELSEY


6-0 • OH/L • RS JR
Ewa Beach, Hawai'i
James Campbell HS



9

JANE CISAR

5-11 • MB • FR
Albuquerque, N.M.
Volcano Vista HS



10

LAUREN TWITTY

6-2 • OH • FR
Broadlands, Va.
Briar Woods HS



11

LISE RUGLAND

5-9 • S • RS JR
Tananger, Norway
ToppVolley Norway



12

CASSIE HOUSE

6-2 • OH/MB • SR
Rio Rancho, N.M.
Cleveland HS



14

MADDIE MAYFIELD

5-4 • DS/L • RS JR
Albuquerque, N.M.
La Cueva HS



17

J'KAYLEE CLARK

5-11 • MB • FR
Farmersville, Texas
Farmersville HS



18

MARISA DORAN

6-0 • OH • SR
Orange, Calif.
Irvine Valley College



21

MARIESSA CARRASCO

6-0 • MB • RS SO
El Paso, Texas
Chapin HS



JEFF NELSON

Head Coach
10th Season
Ball State, 1986



PAULINE MANSER

Assistant Coach
2nd Year
New Mexico, 1991



JJ GLAVAN

Assistant Coach
4th Year
Western State, 2005



GITAIK HONG

Volunteer Assistant Coach
1st Season
Sungkyunkwan University, 1984



ELSA KRIEG

Director of Operations
1st Season
New Mexico, 2015




DAVE BUCHHOLZ

Lobo League Director
13th Season
Unity College, 1988



BREE MUÑOZ

Athletic Trainer
1st Season



GARRETT WARDELL

Team Manager
1st Season



JOAQUIN CHAVEZ

Strength Coach
18th Season