

THE UNIVERSITY OF NEW MEXICO LOBOS

Men's Basketball Game Notes

@UNMHoops

www.GoLobos.com

#GoLobos

2016-17 Schedule

Date	Opponent	TV	Time/Score
11-2	Western N.M. (Ex.)	TBA	W, 113-57
11-4	Eastern N.M. (Ex.)	TBA	W, 88-66

11-11	Idaho State	ROOT	W, 81-70
11-14	Houston Baptist	ROOT	W, 95-79
11-18	New Mexico State	ESPN3	W, 72-59

Wooden Legacy Classic

11-24	Virginia Tech	ESPN	L, 92-72
11-25	CSUN	ESPNU	W, 105-89
11-27	Dayton	ESPNU	L, 64-57

11-30	Abilene Christian	ROOT	W, 64-55
12-3	at Illinois State	ESPN3	L, 79-74
12-7	UTEP	ROOT	W, 78-77
12-10	at New Mexico State	ESPN3	L, 84-71
12-17	Arkansas-Pine Bluff	ROOT	W, 83-43
12-20	at Arizona	PAC-12	L, 77-46

12-28	Fresno State*	ESPN3	W, 78-73
1-1	at San Diego State*	CBSSN	3 p.m.
1-4	at Utah State*	ESPNU	9 p.m.
1-7	Nevada*	ESPN2	9:15 p.m.
1-10	UNLV*	ESPN3	7 p.m.
1-14	at Colorado State*	ROOT	12 p.m.
1-17	at Boise State*	ESPNU/3	9 p.m.
1-21	Wyoming*	CBSSN	6 p.m.
1-24	Utah State*	ESPNU/3	TBA
1-28	at Nevada*	CBSSN	2 p.m.
2-1	at UNLV*	CBSSN	9 p.m.
2-4	San Jose State*	ROOT	4 p.m.
2-8	at Air Force*	ROOT	7 p.m.
2-14	Boise State*	CBSSN	8 p.m.
2-18	at Fresno State*	CBSSN	4 p.m.
2-21	Colorado State*	CBSSN	8 p.m.
2-25	at Wyoming*	ESPN3	4 p.m.
3-4	San Diego State*	CBSSN	8 p.m.

Mountain West Tournament

(Thomas & Mack Center - Las Vegas, Nev.)

3-8	Opening Round	MWN	TBA
3-9	Quarterfinals	CBSSN	TBA
3-10	Semifinals	CBSSN	TBA
3-11	Championship	CBS	TBA

BOLD Denotes Home Games

*Denotes Mountain West Game

All times listed are Mountain Times

Game times are subject to change



New Mexico

Lobos

Record: 8-5 (1-0 MW)
Conference: Mountain West
Head Coach: Craig Neal (4th Season)
Record at UNM: 67-43
Career Record: 67-43



San Diego State

Aztecs

Record: 8-4 (0-0 MW)
Conference: Mountain West
Head Coach: Steve Fisher
Record at SDSU: 375-199 (18th Season)
Career Record: 560-280

Media Information

Tip-Off: 2:05 p.m. PT/3:05 p.m. MT

TV: CBS Sports Network
Jason Knapp (Play-by-Play)
Steve Lappas (Analyst)
Amanda Balionis (Sideline)

Comcast: 274/838 (HD)
DISH: 158
DirecTV: 221

Radio: 770 AM KKOB
Robert Portnoy (Play-By-Play)
Hunter Greene (Analyst)

Stats: Live stats available through
Lobos.Statbroadcast.com

ABOUT THE MATCH-UP

- New Mexico and San Diego State will face off for the 83rd time in program history on Sunday, with the series dating back to Jan. 2, 1976.
- The Lobos hold an all-time record of 44-38 against the Aztecs. The home team has had a big advantage in the series as San Diego State is 25-12 against New Mexico in San Diego. Inside WisePies Arena, the Lobos have won 27 out of 38 games.
- The past two seasons, San Diego State defeated the Lobos all four times. Last season, the Aztecs won in overtime, 78-71 on Feb. 6 and claimed an 83-56 victory inside The Pit on March 1. The Lobos last win over San Diego State came in the 2014 Mountain West Conference Championship on March 15, 2014, 64-58.
- New Mexico is 8-5 overall on the season and 1-0 in the Mountain West after claiming its sixth straight MW opening win and eighth straight MW opening win inside WisePies Arena against Fresno State Wednesday night, 78-73. The Lobos had four players in double-digits for just the second time this season. Preseason MW Player of the Year Elijah Brown came off the bench to score 19 points, shooting 14-of-14 from the free throw line.
- Tim Williams is leading the Lobos at 18.1 ppg and 6.8 rpg. He is shooting 59.2 percent from the field which continues to lead the Mountain West. Brown is second on the squad at 16.3 ppg.
- San Diego State, who has won the last three Mountain West regular-season titles, is 8-4 on the season. The Aztecs have yet to play in a MW game as they had their first "bye" on Wednesday.
- The Aztecs recently won the Hawaiian Airlines Diamond Head Classic. They posted a 3-0 record at the event with wins over Southern Miss (66-51), Tulsa (82-63) and San Francisco (62-48).
- For the Aztecs, Jeremy Hemsley is leading the team with 16.2 ppg. He is shooting 56.9 percent from the three which ranks first in the MW. Trey Kell and Zylan Cheatham are both averaging double figures with 13.9 and 11.8 ppg, respectively. Cheatham is the Aztecs leading rebounder at 6.8 per game.

PROBABLE STARTERS

Pos.	No.	Name	PPG	RPG	APG	MISC.
G	5	Jalen Harris (Fr., 6-2, Wilson, N.C.)	3.7	1.1	2.1	Word of God
C	11	Obij Aget (Sr., 7-1, Juba, South Sudan)	6.1	3.1	0.3	61.1% FG
G/F	14	Dane Kuiper (So., 6-7, Wasilla, Alaska)	5.9	2.0	1.1	42.3% 3FG
G/F	20	Sam Logwood (Jr., 6-7, Indianapolis, Ind.)	6.9	3.2	2.0	47.5% FG
F	32	Tim Williams (Sr., 6-8, Flossmoor, Ill.)	18.1	6.8	1.2	59.2% FG

OFF THE BENCH

Pos.	No.	Name	PPG	RPG	APG	MISC.
G/F	1	Aher Uguak (Fr., 6-7, Edmonton, Canada)	1.6	0.8	0.4	Henry Ainley HS
G	3	Jordan Hunter (So., 5-11, Beaumont, Texas)	5.6	2.5	2.7	85.0% FT
G	4	Elijah Brown (Jr., 6-4, Orange County, Calif.)	16.3	4.2	2.9	78.7% FT
G	21	Xavier Adams (Jr., 6-4, Flower Mound, Texas)	3.9	2.2	0.0	40.0% FG
F	22	Holt Shelley (Fr., 6-9, Cliff, N.M.)	0.0	0.0	0.0	Cliff HS
F	23	Joe Furstinger (Jr., 6-9, Rancho Santa Margarita, Calif.)	3.9	3.6	0.6	59.1% FG
G/F	24	Damien Jefferson (Fr., 6-5, East Chicago, Ind.)	5.0	2.0	1.0	East Chicago HS
G	30	Adam Cumber (So., 6-2, Albuquerque, N.M.)	0.0	0.0	0.0	2 games last yr
G	31	Anthony Mathis (So., 6-3, West Linn, Ore.)	1.2	0.6	0.0	25 games last yr
F	55	Connor MacDougall (So., 6-9, Tempe, Ariz.)	4.5	2.2	0.0	South Mountain CC

By the Numbers

2016-17 Statistics

Statistic	All Games (MW Rank)	MW Games
Scoring:	75.1 (5th)	
Scoring Defense:	72.4 (9th)	
Scoring Margin:	+2.7 (10th)	
Field Goal %:	46.7% (2nd)	
Def. Field Goal %:	44.3% (10th)	
3-Point FG %:	29.5% (11th)	
Def. 3-Point FG %:	39.4% (11th)	
Free Throw %:	75.9% (1st)	
Rebounding:	33.6 (11th)	
Rebounding Defense:	32.2 (2nd)	
Reb. Margin:	+1.5 (9th)	
Assists:	13.8 (7th)	
Turnover Margin:	+1.6 (3rd)	
Asst/TO Ratio:	1.0 (T6th)	
Steals:	7.1 (4th)	
Blocks:	2.8 (9th)	

Returning vs. Lost

Team Totals Returning From Last Year

	Returning	Lost
Minutes:	5,022 (78.1%)	1,303 (20.2%)
Scoring:	1,996 (82.1%)	436 (19.0%)
Rebounding:	928 (79.0%)	140 (12.0%)
Assists:	307 (66.6%)	154 (33.4%)
Steals:	143 (82.2%)	37 (20.5%)
Blocks:	129 (99.2%)	1 (0.7%)
Free Throws:	480 (83.0%)	98 (16.9%)
Three Pointers:	138 (70.4%)	58 (29.5%)

KenPom.com

New Mexico in 2016-17 (132)

Category	Offense	Defense	D-I Avg
Adj. Efficiency	106.6 91	103.5 188	102.7
Adj. Tempo	70.7 136	70.1	
Avg. Poss. Length	16.5 109	17.4 236	17.1
Four Factors			
Effective FG%:	50.4 162	52.4 242	50.1
Turnover %:	19.4 192	21.6 56	19.1
Off. Reb. %:	30.3 159	29.0 145	29.8
FTA/FGA:	53.5 1	33.7 154	35.2

Miscellaneous Components

3P%:	29.5 322	39.4 308	34.8
2P%:	52.4 69	47.7 142	48.8
FT%:	76.2 25	70.4 209	69.7
Block%:	7.0 51	8.6 175	9.4
Steal%:	10.8 318	10.0 83	8.8

Style Components

3PA/FGA:	25.1 341	41.3 304	36.4
A/FGM:	55.9 111	58.6 291	53.2
Defensive Fingerprint:	Some Zone		

Point Distribution (% of total points)

3-Pointers:	15.7 349	37.9 18	30.5
2-Pointers:	55.5 49	43.6 329	49.8
Free Throws:	28.8 1	18.5 219	19.7

Strength of Schedule

Components:	100.9 278	102.4 159	102.7
Overall:	-1.50 221		0.00
Non-conference:	-1.22 206		0.00

Personnel

Bench Minutes:	32.6% 179		32.9%
Experience:	1.64 yrs 201		1.70
Minutes Continuity:	66.2% 38		49.6%
Average Height:	77.8" 44		76.8"

New Mexico Game Notes

PROTECTING THE PIT

After finishing non-conference play at home undefeated, 6-0, the Lobos continued that momentum into Mountain West play on Wednesday by defeated Fresno State 78-73 inside WisePies Arena. It was the sixth straight MW opening win for the Lobos and eighth straight MW opening win inside The Pit.

GETTING TO THE FREE THROW LINE

Free throws has been New Mexico's strength thus far into the season. The Lobos remain first in the country in KenPom's free throw rate. New Mexico has a 53.5 free throw rate. The Lobos are shooting 75.9 percent from the foul line which now leads the Mountain West and is 27th in the nation. Their opponents free throw rate is 33.7 and the average D-I free throw rate is 35.2. Against Fresno State, the Lobos made 29 out of 33 free throw attempts.

BROWN AT THE LINE

Elijah Brown made 14-of-14 against Fresno State Wednesday night, which was the third best in program history. He is now 29-of-29 in Mountain West openers as he went 15-of-15 against Nevada in last year's MW opener. Brown ranks 31st in the nation in Free Throw Attempts (89) which is second best in the league. He is 29th in the country in Free Throws Made (70) which is first among the Mountain West.

IN THE CONFERENCE

Tim Williams continues to rank first among the league in field goal percentage and is 29th among the country. On the season, he is shooting 59.2. He is second in points per game at 18.1 behind Nevada's Marcus Marshall's 20.6. Williams also ranks in the top 5 of one other category, offensive rebounds. He ranks tied for fourth with 2.3 offensive rebounds per game.

OTHER NUMBERS AMONG THE NATION

The Lobos moved up to fifth in the nation in free throws made. The Lobos have made a total of 281 this season. They also rank 12th in free throw attempts with 370. The Lobos are third among the conference in free throws attempted and now lead the MW in makes.

TIM WILLIAMS PASSING 1,500

With a game-high 17 points against Colorado State last season, Tim Williams crossed the 1,500 point milestone for his career. Prior to joining the Lobos, Tim Williams became the first sophomore ever to score 1,000 points in a career at Samford. He has scored a total of 199 points this season, bringing his career total to 1,756. He is 244 points away from reaching 2,000.

BROWN CLOSING IN ON 1,000

Elijah Brown is coming up quick on 1,000 career points for the Lobos. He finished last season with 694 points and currently has 212 points, bringing his career total to 906. With him averaging 16.3 ppg, he is on pace to pass 1,000 points by the middle of January.

LOBOS FALL AT NO. 18 ARIZONA

The Lobos fell to No. 18 ranked Arizona before the holiday, falling 77-46 in Tucson at the McKale Center. It was a tough shooting night for the Lobos as they opened the game missing their first 11 shots and finished game shooting 26.2 percent from the field. The Lobos picked up their game in the second half as they held Arizona to just four points within the first five minutes of the half. But foul trouble caused Arizona to extend their lead and pushing the game out of reach. The Lobos did outscore the Arizona bench 24-21 and also outrebounded the Wildcats in the offensive column 14-12.

LOBOS CRUISE PAST ARKANSAS-PINE BLUFF

On Dec. 17, the Lobos claimed a 40-point victory over Arkansas-Pine Bluff, 83-43. The Lobos played better on defense, only allowing the Golden Lions to score 11 points in the first half. That was the first time since the Wyoming game on March 7, 2015 that the Lobos held an opponent to less than 15 points in a half. Tim Williams led the Lobos with 19 points, shooting 7-for-10 from the field. The Lobos took advantage at the free throw line, making 37 out of 40 for the game. Connor MacDougall scored all of his 10 points at the free throw line.

LOBOS WIN THRILLER

It was a thriller on Dec. 7 inside WisePies Arena - The Pit, but the Lobos came out on top after Elijah Brown hit a jumper with 5.8 seconds left on the clock to defeat UTEP 78-77. The Lobos had a 21 point lead with 12 minutes left in the first half but UTEP was dangerous from 3-point range, working their way back in the second half

New Mexico Game Notes

to bring the game to 72-72. The two teams traded points and UTEP hit a three to go up 77-74 but the Lobos got a two from Jordan Hunter and a big rebound from Anthony Mathis to set up the shot for Brown and win their fifth straight inside The Pit.

FURSTINGER'S FIRST CAREER START

Junior Joe Furstinger made his first career start against Illinois State on Saturday. He finished with a career-high in points (9) and rebounds (11). His 11 rebounds were a game-high and led the squad. In his career-high 28 minutes, he finished 3-for-4 from the field and 3-for-5 from the foul line. He also led the team with two blocks. In previous games, he has been an energy booster off the bench for the Lobos.

#PIT50 GAME

With The Pit being built in 1966, this season marks the 50th anniversary of The Pit. The Lobos celebrated on Nov. 30 by taking on its first-ever opponent in The Pit, Abilene Christian on Wednesday. The Lobos pulled away in the second half to claim a 64-55 victory over the Wildcats, which was the same scoring margin as the first game played (62-53).

WILLIAMS NAMED NABC ALLSTATE GOOD WORKS NOMINEE

Tim Williams was named an NABC Allstate Good Works nominee last week on Wednesday. This distinguished award shines a spotlight on a select group of student-athletes who have shown dedication to community service and altruism in their communities. The nomination is due to Williams' standout performance as a student-athlete and representative of Lobo Basketball. The 6-foot-8 senior is involved in many activities around the Albuquerque community. He has spent time volunteering with Lobo summer camps, Heart Gallery Stocking Stuffing, visiting the UNM Children's Hospital and handing out candy to children at the Lobo Howl-o-Ween event in The Pit. Williams not only succeeds on the court but in the classroom as well. Last season, he was a big part in the Lobos breaking their fall semester grade point average. The team finished with a 3.30. Williams finished the year with a 3.44 GPA and has a cumulative GPA of 3.42.

LOBOS TO COMPETE IN EMERALD COAST CLASSIC

The Lobos will compete in the Emerald Coast Classic in 2017. The first two rounds will be held in WisePies Arena - The Pit while the third and championship rounds will be held in Niceville, Fla. during Thanksgiving. Along with the Lobos, Maryland, St. Bonaventure and TCU headlining the tournament. Jackson State, Maryland Eastern Shore, Tennessee Tech and Nebraska-Omaha round out the tournament. CBS is the television sponsor.

WOODEN LEGACY RECAP

The Lobos went 1-2 at the 2016 Wooden Legacy Classic. The Lobos started off the tournament with a 20-point loss to Virginia Tech, their first loss of the season, falling 92-72. New Mexico rebounded to claim its fourth win of the season against CSUN, 105-89. The Lobos dropped their final game of the tournament, falling in the last minute of the game, 64-57. The Lobos were in the top two among the tournament field in shooting percentage. They finished second with a 50.6 shooting percentage behind UCLA's 51.3 percent. The Lobos also finished second in 3-point shooting (42.9 percent).

BREAKING RECORDS

At the Wooden Legacy Classic, the Lobos broke a few records in their game with CSUN. The Lobos' 105 points against the Matadors is the most any team has ever scored in a Wooden Legacy Classic game. Also in that game, the Lobos shot 64.9 percent from the field, which goes down as the best shooting percentage in a game at the Wooden Legacy. The Lobos scored 54 points in the first half against the Matadors, which is a record for first half points scored in a game at the tournament and ties the most points in any half record at the Wooden. The total number of points between the two teams, 194, is the most scored in a Wooden Legacy game.

WILLIAMS EARNS ALL-TOURNAMENT HONORS

At the Wooden Legacy Classic, Tim Williams earned All-Tournament honors after his stellar performance throughout the tournament for the Lobos. He averaged 18.7 ppg which was fourth among all the participants at the tournament. He also picked up 7.3 rebounds a game which was third

Associated Press Poll

(As of 12-26-2016)

Place	School (1st Place Votes)
1	Villanova (56)
2	UCLA (3)
3	Kansas
4	Baylor (6)
5	Duke
6	Louisville
7	Gonzaga
8	Kentucky
9	North Carolina
10	Creighton
11	West Virginia
12	Virginia
13	Butler
14	Wisconsin
15	Purdue
16	Indiana
17	Xavier
18	Arizona
19	Saint Mary's (Cal)
20	Florida State
21	Oregon
22	Southern California
23	Cincinnati
24	Notre Dame
25	Florida

Others receiving votes: Maryland 40, Virginia Tech 37, Seton Hall 18, Clemson 12, Minnesota 8, Miami (Fla.) 8, Oklahoma State 7, Northwestern 5, South Carolina 4, UNC Wilmington 3, Arkansas 3, Iowa State 2

MW Standings

Place	School	MW	Overall
1st	Nevada	1-0	12-2
1st	Wyoming	1-0	11-3
1st	Boise State	1-0	8-4
1st	Colorado State	1-0	9-5
1st	New Mexico	1-0	8-5
6th	San Diego State	0-0	8-4
7th	Fresno State	0-1	8-5
7th	San Jose State	0-1	7-5
7th	Air Force	0-1	7-7
7th	UNLV	0-1	7-7
7th	Utah State	0-1	6-6

MW Preseason POLL

Place	School (1st Place Votes)	Points
1st	San Diego State (23)	293
2nd	Nevada	253
3rd	New Mexico (3)	249
4th	Fresno State (1)	200
5th	Boise State	164
6th	Utah State	153
7th	Colorado State	146
8th	UNLV	120
9th	Air Force	90
10th	Wyoming	73
11th	San Jose State	41

Head-To-Head History

Date	Winner	Score	Location
1-21-09	San Diego State	81-76	San Diego
2-21-09	New Mexico	75-49	Albuquerque
1-5-10	San Diego State	74-64	San Diego
2-6-10	New Mexico	88-86 (OT)	Albuquerque
3-12-10	San Diego State	72-69	Las Vegas
1-15-11	San Diego State	87-77	Albuquerque
2-16-11	San Diego State	68-62	San Diego
1-18-12	San Diego State	75-70	Albuquerque
2-15-12	New Mexico	77-67	San Diego
3-10-12	New Mexico	68-59	Las Vegas
1-26-13	San Diego State	55-34	San Diego
2-27-13	New Mexico	70-60	Albuquerque
3-15-13	New Mexico	60-50	Las Vegas
2-22-14	New Mexico	55-44	Albuquerque
3-8-14	San Diego State	48-51	San Diego
3-15-14	New Mexico	64-58	Las Vegas
1-6-15	San Diego State	56-42	San Diego
2-17-15	San Diego State	63-46	Albuquerque
2-6-16	San Diego State	78-71 (OT)	San Diego
3-1-16	San Diego State	83-56	Albuquerque

Last 20 games of the series listed above.

New Mexico leads San Diego State in the all-time series, 44-38.

The Pit in the MW ERA

Year	Avg. Attendance (NCAA Rank)	MW Rank
1999-00	16,443 (8th)	1st
2000-01	16,418 (8th)	1st
2001-02	16,426 (7th)	1st
2002-03	15,186 (12th)	1st
2003-04	14,679 (15th)	2nd
2004-05	14,309 (14th)	1st
2005-06	13,387 (21st)	1st
2006-07	12,853 (23rd)	1st
2007-08	14,361 (18th)	1st
2008-09	13,994 (17th)	1st
2009-10	13,595 (22nd)	2nd
2010-11	14,570 (16th)	2nd
2011-12	14,455 (16th)	2nd
2012-13	15,022 (16th)	2nd
2013-14	15,212 (16th)	1st
2014-15	14,571 (18th)	1st
2015-16	13,031 (23rd)	1st

*The \$60 million dollar renovation to The Pit added a suite level and lowered the maximum capacity from 18,018 to 15,411 starting with the 2010-11 season.

Lobos in the NBA

NBA Team	Name (Years as a Lobo)
Milwaukee Bucks:	Tony Snell (2010-13)

New Mexico Game Notes

among the field. He leads the Lobos with 20.8 ppg and 8.0 rpg. He is shooting 62 percent from the field and 80.4 percent from the foul line.

AGET HAS CAREER GAME

Against CSUN, senior Obij Agnet had his best scoring game of his career. He produced 16 points in 19 minutes. He was perfect from the field (6-for-6) and was 4-for-5 from the foul line. His previous career-high was 14 points.

DOUBLE-DIGIT WINS

New Mexico started off the season with a 3-0 record before heading to the Wooden Legacy Classic. All wins were by double-digits. Neal is the third coach in program history that started the season with three straight double-digit wins. The Lobos put together an 81-70 win over Idaho State, a 95-79 win over Houston Baptist and a 72-59 win over New Mexico State.

WILLIAMS EARNS FIRST MW PLAYER OF THE WEEK HONOR

Tim Williams picked up his first career Mountain West Player of the Week honor on Monday, Nov. 21. He led the Lobos to a pair of victories with a career-high 31 points against Houston Baptist and a team-high 20 points against NMSU. Against HBU, he finished with 11 rebounds, which was his second straight double-double of the season.

TIM WILLIAMS' CAREER NIGHT

It was Tim Williams' night against Houston Baptist on Nov. 14, as he went off for a career-high 31 points, shooting 10-for-11 from the field and 11-for-12 from the foul line. He also finished with 11 rebounds for his second straight double-double. The double-double marks his eighth in his career. Of his 31 points, 14 came in the first half. He was perfect from the field (6-for-6) and from the foul line (2-for-2).

NEAL ADDS PARKS FOR 2017-18

Mike Parks, a 6-9 forward, commits to New Mexico from Southwest Mississippi Community College in Summit, Miss. Last year, he played at Missouri State – West Plains and averaged 8.3 points per game and 4.3 rebounds per game in 16 games. He shot 64 percent from the field, which ranked in the top 10 of the NJCAA. So far this season for the Bears, he is averaging 9.0 points and shooting 75 percent through four games.

LOBOS CELEBRATE 2016 NATIVE AMERICAN HERITAGE MONTH

New Mexico is one of nine programs that participated in celebrating Native American Heritage Month. The Lobos wore special N7-inspired turquoise Nike jerseys on Monday night against Houston Baptist. Turquoise represents harmony, friendship and fellowship in Native American culture. A jersey auction took place and the Lobos raised over \$3,400. Those proceeds benefit the NB3 Foundation.

LOGWOOD HAS CAREER NIGHT

Fans saw a glimpse of what Sam Logwood was capable of doing for the Lobos in last year's final game against Nevada at the Mountain West tournament. That carried over into the season opener against Idaho State on Nov. 11, as he went off for a career-high 20 points, shooting 7-for-10 from the field, 1-for-2 from the three and perfect from the foul line (5-for-5). He also picked up four assists, three rebounds and a steal. Logwood put up 16 points in the second half.

OPENING STRONG

The Lobos started off strong for the 14th straight season, winning their opener 81-70 over Idaho State on Nov. 11. The Lobos are 56-11 (.835) in season openers. That record includes a 48-5 (.905) mark in season openers in Albuquerque.

HEROES NIGHT

Coach Neal and the Lobos kicked off the 2016-17 season by honoring and celebrating the men and women who have served and continue to serve our country. The Lobos wore special game jerseys that were red with camo lettering. A jersey auction was held and the Lobos raised \$3,082 for the Wounded Warriors and UNM's ROTC program.

ALI SIGNING DAY

High school prospects Isaiah Poor-Bear Chandler of Omaha Central High School and Chris Sodom of Tennessee Prep pledged to join the Lobos as freshmen beginning the 2017-18 season on signing day last week. Poor-Bear Chandler, a 6-foot-9 forward, chose New Mexico over Wichita State, among others. Chandler, a four-star recruit by ESPN, averaged 13 points, 8.5 rebounds and more than three blocks per game as a junior as Central qualified for the Class A State tournament. During the summer time, Poor-Bear Chandler plays for the

New Mexico Game Notes

Omaha Elite AAU team. Sodom, a 7-foot-3 center originally from Nigeria, chose New Mexico over offers from TCU and Purdue. He lived in the Houston area before moving to Tennessee this school year. Sodom, a four-star recruit by ESPN, played for the Houston Defenders' AAU squad.

WHAT WE HAVE RETURNING

After having the youngest team in the Mountain West and one of the youngest in the NCAA last year, the Lobos return 10 players, including two All-Mountain West players in Elijah Brown and Tim Williams. Those two are the only two returners in the Mountain West that averaged 16 or more points last season, and it is the first time in Lobo history that two All-MW First Teamers have returned. Along with Brown and Williams, the Lobos return two more starters in Sam Logwood and Obij Aget. Aget and Williams are the only two seniors on the squad. Despite the young team, Lobos finished fourth in the league standings.

A LOOK AT WHAT'S NEW

The Lobos have added four new scholarship players, including NJCAA All-American transfer Connor MacDougall. Freshmen Jalen Harris, Damien Jefferson and Aher Uguak will be vital additions to the squad this season. The Lobos also added local New Mexico walk-on Holt Shelley.

LOBOS PICKED TO FINISH THIRD

The Mountain West Preseason Poll was announced at Media Day in Las Vegas, Nevada, on Oct. 12. The Lobos are picked to finish third, receiving three first-place votes. San Diego State is predicted to finish at the top, earning 23 first-place votes. Fresno State, who is picked to finish behind the Lobos, picked up the only other first-place vote. Nevada, who took down the Lobos in the quarterfinals last year of the Mountain West Tournament, is slated to finish second.

BROWN, WILLIAMS EARN PRESEASON MW HONORS

Along with the Lobos being picked to finish third, Elijah Brown was named Mountain West Preseason Player of the Year by the media. Brown was named to the All-Mountain West team along with teammate Tim Williams. This is the first year in Lobo history that the Lobos return two First Team All-Mountain West selections.

AIR FORCE & SAN JOSE STATE ONCE

The 18-game MW schedule means the Lobos will face every conference opponent twice with the exception of two programs. New Mexico will only play Air Force (in Colorado Springs) and San Jose State (in The Pit) once.

LOBOS ON TV

The 2016-17 schedule includes many national and regional broadcasts of New Mexico basketball. The Lobos had 24 of its 30 regular-season games picked up through the Mountain West's package. Of those games, 16 will be broadcasted by ROOT Sports or CBS Sports Network. In addition to those 16 games, there will be many that will be broadcasted by the ESPN family of networks, including the Wooden Legacy Classic. The road game with Arizona will be on the Pac-12 Network. Road games at Illinois State and New Mexico State will be televised on ESPN3, giving the Lobos all 30 games being nationally televised.

BROWN SELECTED ON 2017 JERRY WEST AWARD WATCH LIST

Redshirt junior guard Brown has been named as one of 20 finalists for the 2017 Jerry West Shooting Guard of the Year Award Preseason Watch List, as announced by the Naismith Memorial Basketball Hall of Fame on Oct. 20. By mid-February, the watch list of 20 players for the award will be narrowed down to 10. In March, five finalists will be presented to West and the Hall of Fame's selection committee. The winner of the 2017 Jerry West Shooting Guard of the Year award will be presented at the ESPN College Basketball Awards Show in Los Angeles, Calif. on April 7. Broadcast information will be released at a later date.

BEST FANS IN THE MOUNTAIN WEST

With an average of 13,031 fans per game inside WisePies Arena last season, the Lobos finished 23rd in the nation and tops in the Mountain West Conference. Overall, the Lobos ranked second in the nation to BYU in average attendance for non-Power Five or Big East schools. Most importantly, the Lobos completed 50 straight years in the top-25 nationally in average attendance. Since WisePies Arena was renovated before the 2010-11 season, the Lobos have seen massive support from its fans. On average, WisePies Arena was 85 percent full last season. That was a mark the program did not hit from 2002-2010, but have exceeded it every year since the renovation.

ROAD WARRIOR

In three seasons, head coach Craig Neal won 24 games away from Albuquerque. Prior to Coach Neal coming to New Mexico along with former head coach Steve Alford, no other coach in program history won 20 or more road and neutral games in their first three seasons. Alford holds the record at 27 road and neutral wins.

LOBOS EARN NABC TEAM EXCELLENCE AWARD

Over the summer, the NABC recognizes outstanding academic achievement by a team with a cumulative grade point average (GPA) of 3.0 or better for the 2015-16 season. The Lobos finished the 2015-16 season with a program record 3.03 GPA for the academic year. The honor places the Lobos in an elite class academically. There are the first Mountain West team to ever receive this honor, now in its fourth year of existence. This year, the NABC recognized 119 collegiate teams across all divisions of the NCAA and NAIA. Of those teams, New Mexico was one of just 25 NCAA Division I Institutions to be honored.

FOUR LOBOS NAMED ON NABC HONORS COURT

Another NABC academic achievement came for the Lobos over the summer as they earned four on the NABC Honors Court. The Lobos had four academic seniors recognized for their GPA of 3.2 or higher. Only five teams in the league had student-athletes named to the Honors Court, with New Mexico holding twice as many honorees as any other MW team. The Lobos were also one of just 63 teams, across all NCAA and NAIA divisions in the country, to have four or more honorees.

LOBOS ON ACADEMIC ALL-MW LIST

The Lobos once again stood out from the pack in the Mountain West academically, with a league-leading five players selected as Academic All-Mountain West. Dane Kuiper, Anthony Mathis, Cullen Neal, Devon Williams and Tim Williams all earned the honor. Head coach Craig Neal has now led the MW in Academic All-Mountain West honorees in all three seasons as head coach. To be eligible for selection, student-athletes must have completed at least one academic term at the member institution while maintaining a cumulative grade point average of 3.0 or better.

LOBOS IN THE PROS

Tony Snell is the only former Lobo player that is currently playing in the NBA. Snell, who was drafted by the Bulls in 2013, is now playing for the Milwaukee Bucks. He made his first start for the Bucks on Oct. 29, scoring six points, shooting 3-for-7 from the field.

Head Coach Craig Neal



Craig Neal
Head Coach - 4th Season
(2016-17) 8-5 (Career) 67-43 (.609)

NOTEWORTHY :

- Earned the nickname "Noodles" for wiry build as a high school player
- Spent nine seasons as a member of Steve Alford's staffs at Iowa and New Mexico
- Coached under NBA legend Lenny Wilkens for three seasons with the Raptors
- Spent nearly a decade as a NBA assistant coach and scout with Toronto
- Avid golfer and motorcycle enthusiast

PLAYING EXPERIENCE

- 1988-95 - NBA and CBA Career
- *Drafted by Portland in the 1988 NBA Draft
 - *Played for Blazers, Heat and Nuggets
 - *Fort Wayne Fury Player and Coach in 1994-95
- 1984-88 - Georgia Tech
- *Played for Bobby Cremins
 - *Member of Elite Eight and Sweet 16 teams
 - *Graduated with career assist record (659)
- 1980-83 - Washington High School (Washington, Ind.)
- *All-American & member of Indiana All-Star Team
 - *Coached by his father, Stan Neal
 - *Played against Steve Alford

COACHING EXPERIENCE

Head Coach:

2013-Present - New Mexico (67-43)

Associate Head Coach:

2007-13 - New Mexico (NCAA)

Assistant Coach:

2004-07 - Iowa (NCAA)

2000-03 - Toronto Raptors (NBA)

THE INFAMOUS CHERRY BLAZER

The cherry blazer has become a symbol with New Mexico basketball. Given to coaches at their introductory press conferences, it makes appearances throughout the season at crucial games.

- Craig Neal is 10-3 when wearing the cherry blazer
 - Nov. 9, 2013 vs. Alabama A&M (W, 88-52)
 - Jan. 21, 2014 vs. Boise State (W, 84-75)
 - Feb. 22, 2014 vs. #6 San Diego State (W, 58-44)
 - Mar. 5, 2014 vs. Air Force (W, 80-52)
- Nov. 14, 2014 vs. Idaho State (W, 79-55)
- Jan. 3, 2015 vs. #24 Colorado State (W, 66-53)
- Feb. 17, 2015 vs. #25 San Diego State (L, 46-63)
- March 7, 2015 vs. Wyoming (W, 52-49)
- Nov. 13, 2015 vs. Texas Southern (W, 86-57)
- Feb. 27, 2016 vs. Fresno State (L, 92-82)
- March 1, 2016 vs. San Diego State (L, 83-56)
- Nov. 11, 2016 vs. Idaho State (W, 81-60)
- Nov. 30, 2016 vs. Abilene Christian (W, 64-55)

THE NEAL ERA AT NEW MEXICO

- Became first-ever rookie Lobo head coach to lead New Mexico to a NCAA Tournament appearance
- Set a school record of 15 conference wins in the 2013-14 season
- Led UNM to the 2014 Mountain West Tournament championship, which made New Mexico the first program in MW history to win three-straight conference tournaments
- Guided Cam Bairstow to All-America honors by Sports Illustrated (2nd Team), NBC Sports (3rd Team) and CBS Sports.
- Guided four Lobos to All-Mountain West honors in 2013-14, which included first team selections Cam Bairstow and Kendall Williams. Williams and Alex Kirk were MW All-Defensive Team selections as well. Kirk also was named to third team while Hugh Greenwood was honorable mention
- The 27 wins in 2013-14 mark the most wins by a rookie coach in Lobo history. It is the tied for the fifth most wins by a first-year Division I head coach since 2000
- Signed a new contract in July of 2014 to stay at New Mexico through 2020
- Became the second-fastest coach in program history to 40 wins (53 games)
- In 2014-15 Hugh Greenwood was named All-MW Third Team and became the second guard in Lobo history to finish career with 1,000 points and 600 rebounds.
- Was named a finalist for a pair of national coaching honors: the Joe B. Hall Award as the nation's top rookie coach, and the Jim Phelan Award for national coach of the year
- Led the MW again with six academic all-conference selections in 2015-16. He has had 19 honorees in his three seasons
- Had five players sign professional contracts; Kendall Williams (Italy), Cam Bairstow (NBA), Alex Kirk (NBA), Hugh Greenwood (Perth) and Deshawn Delaney (Poland)
- Has had 6 straight semesters of at least a 2.7 team GPA. Earned NABC Team Excellence Award in Summer of 2016 for cumulative GPA of 3.03, first MW team to earn the honor
- Guided two First Team All-Mountain West & NABC All-District selections in 2015-16 in Elijah Brown and Tim Williams
- Had highest GPA in program history in Fall of 2015 with a 3.15 GPA
- Landed four players on the NABC Honors Court
- One of two coaches in Lobo history to win more than 20 games on the road over their first three seasons. Neal's total is 24.

The 2016-17 New Mexico Lobos

No.	Name	Pos	Height	Weight	Year	Previous School	Hometown
1	Aher Uguak	G/F	6-7	206	Fr.	Harry Ainlay HS	Edmonton, Canada
3	Jordan Hunter	G	5-11	180	So.	Ozen HS	Beaumont, Texas
4	Elijah Brown	G	6-4	200	R-Jr.	Butler University	Orange County, Calif.
5	Jalen Harris	G	6-2	156	Fr.	Word of God Christian Academy	Wilson, N.C.
11	Obij Aget	C	7-1	220	Sr.	La Lumiere HS (Ind.)	Juba, South Sudan
14	Dane Kuiper	G/F	6-7	200	So.	Corona del Sol HS (Ariz.)	Wasilla, Alaska
20	Sam Logwood	G/F	6-7	210	Jr.	La Lumiere HS (Ind.)	Indianapolis, Ind.
21	Xavier Adams	G	6-4	205	Jr.	Edwards S. Marcus HS	Flower Mound, Texas
22	Holt Shelley*	F	6-9	221	Fr.	Cliff HS	Cliff, N.M.
23	Joe Furstinger	F	6-9	215	Jr.	Santa Margarita Catholic HS	Rancho Santa Margarita, Calif.
24	Damien Jefferson	G/F	6-5	190	Fr.	East Chicago Central HS	East Chicago, Ind.
30	Adam Cumber*	G	6-2	185	R-So.	Sandia HS	Albuquerque, M.M.
31	Anthony Mathis	G	6-2	170	So.	West Linn HS	West Linn, Ore.
32	Tim Williams	F	6-8	240	R-Sr.	Samford University	Flossmoor, Ill.
55	Connor MacDougall	F	6-9	235	R-So.	South Mountain CC	Tempe, Ariz.

* Indicates a walk-on

Head Coach: Craig Neal (4th Season -- Georgia Tech '88)

Associate Head Coach: Chris Harriman

Assistant Coaches: Alan Huss and Terrence Rencher

Acting Director of Operations: Ryan Berryman

Athletic Trainer: Corey DeBarbrie

Video Coordinator: Ben Sanders

Strength and Conditioning Coach: Glenn Cain

By Class

(16 Total)

Seniors: (2)

Juniors: (4)

Sophomores: (5)

Freshmen: (4)

By Position

(16 Total)

Centers: (1)

Forwards: (4)

Guard/Forwards: (3)

Guards: (6)

By Height

7'1"

Obij Aget

6'9"

Joe Furstinger

Connor MacDougall

Holt Shelley

6'8"

Tim Williams

6'7"

Sam Logwood

Dane Kuiper

Aher Uguak

6'5"

Damien Jefferson

6'4"

Xavier Adams

Elijah Brown

6'2"

Jalen Harris

Anthony Mathis

Adam Cumber

5'11"

Jordan Hunter

Alphabetical Roster

No.	Name	Pos	Height	Weight	Year
21	Xavier Adams	G	6-4	205	Junior
11	Obij Aget	C	7-1	220	Senior
4	Elijah Brown	G	6-4	200	RS-Junior
30	Adam Cumber	G	6-2	185	RS-Sophomore
23	Joe Furstinger	F	6-9	215	Junior
5	Jalen Harris	G	6-2	156	Freshman
3	Jordan Hunter	G	5-11	180	Sophomore
24	Damien Jefferson	G/F	6-5	190	Freshman
14	Dane Kuiper	G/F	6-7	200	Sophomore
20	Sam Logwood	G/F	6-7	210	Junior
55	Connor MacDougall	F	6-9	235	RS-Sophomore
31	Anthony Mathis	G	6-2	170	Sophomore
22	Holt Shelley	F	6-9	221	Freshman
1	Aher Uguak	G/F	6-7	206	Freshman
32	Tim Williams	F	6-8	240	RS-Senior

Pronunciations

Name	Pronunciation
Obij Aget	O-BOTCH Ah-Jet
Joe Furstinger	Joe FUR-Sting-er
Jalen Harris	JAY-len
Dane Kuiper	KI-pur
Aher Uguak	Uh-here OO-guac

2016-17 Season Stats

THE STAT CREW SYSTEM New Mexico Combined Team Statistics (as of Dec 28, 2016) All games

RECORD:	OVERALL	HOME	AWAY	NEUTRAL
ALL GAMES	8-5	7-0	0-3	1-2
CONFERENCE	1-0	1-0	0-0	0-0
NON-CONFERENCE	7-5	6-0	0-3	1-2

#	Player	gp-gs	min	avg	Total		3-Point		F-Throw		Rebounds								pts	avg		
					fg-fga	fg%	3fg-fga	3fg%	ft-fga	ft%	off	def	tot	avg	pf	dq	a	to			blk	stl
32	WILLIAMS, Tim	11-11	348	31.6	74-125	.592	0-2	.000	51-67	.761	25	50	75	6.8	19	0	14	19	5	7	199	18.1
04	BROWN, Elijah	13-10	375	28.8	60-159	.377	22-80	.275	70-89	.787	3	51	54	4.2	23	0	38	39	1	17	212	16.3
20	LOGWOOD, Sam	12-10	275	22.9	28-59	.475	4-9	.444	23-32	.719	9	29	38	3.2	12	0	25	19	1	9	83	6.9
11	AGET, Obij	13-11	231	17.8	33-54	.611	0-0	.000	13-17	.765	13	27	40	3.1	23	1	5	2	12	5	79	6.1
14	KUIPER, Dane	10-4	149	14.9	20-47	.426	11-26	.423	8-9	.889	7	13	20	2.0	20	1	11	9	2	8	59	5.9
03	HUNTER, Jordan	13-10	291	22.4	23-55	.418	10-24	.417	17-20	.850	5	28	33	2.5	26	1	36	22	0	10	73	5.6
24	JEFFERSON, Damien	11-0	133	12.1	21-50	.420	1-13	.077	12-21	.571	3	19	22	2.0	17	0	11	15	1	5	55	5.0
55	MACDOUGALL, Conn	13-0	166	12.8	18-39	.462	0-0	.000	22-29	.759	15	14	29	2.2	33	2	1	13	3	0	58	4.5
21	ADAMS, Xavier	13-0	154	11.8	12-30	.400	0-4	.000	27-34	.794	7	21	28	2.2	20	1	1	8	1	10	51	3.9
23	FURSTINGER, Joe	10-4	146	14.6	13-22	.591	0-0	.000	13-18	.722	13	23	36	3.6	25	1	6	8	11	4	39	3.9
05	HARRIS, Jalen	13-3	231	17.8	16-33	.485	1-5	.200	15-21	.714	0	14	14	1.1	23	0	28	14	0	12	48	3.7
01	UGUAK, Aher	9-2	83	9.2	3-12	.250	1-5	.200	7-10	.700	4	3	7	0.8	4	0	4	6	0	5	14	1.6
31	MATHIS, Anthony	5-0	16	3.2	1-5	.200	1-5	.200	3-3	1.000	0	3	3	0.6	1	0	0	2	0	0	6	1.2
30	CUMBER, Adam	1-0	2	2.0	0-0	.000	0-0	.000	0-0	.000	0	0	0	0.0	0	0	0	0	0	0	0	0.0
Team											22	16	38				2					
Total.....		13	2600		322-690	.467	51-173	.295	281-370	.759	126	311	437	33.6	246	7	180	178	37	92	976	75.1
Opponents.....		13	2600		324-732	.443	119-302	.394	174-247	.704	127	291	418	32.2	296	-	190	199	36	99	941	72.4

TEAM STATISTICS	NM	OPP	Date	Opponent	Score	Att.
SCORING	976	941	11/11/16	IDAHO STATE	w 81-70	11293
Points per game	75.1	72.4	11/14/16	HOUSTON BAPTIST	w 95-79	10456
Scoring margin	+2.7	-	11/18/16	NEW MEXICO STATE	w 72-59	13892
FIELD GOALS-ATT	322-690	324-732	11/24/16	vs Virginia Tech	L 72-92	0
Field goal pct	.467	.443	11/25/16	vs CSUN	w 105-89	0
3 POINT FG-ATT	51-173	119-302	11/27/16	vs Dayton	L 57-64	0
3-point FG pct	.295	.394	11/30/16	ABILENE CHRISTIAN	w 64-55	11154
3-pt FG made per game	3.9	9.2	12/3/16	at Illinois State	L 74-79	6056
FREE THROWS-ATT	281-370	174-247	12/07/16	UTEP	w 78-77	11838
Free throw pct	.759	.704	12/10/16	at New Mexico State	L 71-84	6298
F-Throws made per game	21.6	13.4	12/17/16	ARKANSAS-PINE BLUFF	w 83-43	10404
REBOUNDS	437	418	12/20/16	at Arizona	L 46-77	14008
Rebounds per game	33.6	32.2	* 12/28/16	FRESNO STATE	w 78-73	11844
Rebounding margin	+1.5	-	* - Conference game			
ASSISTS	180	190				
Assists per game	13.8	14.6				
TURNOVERS	178	199				
Turnovers per game	13.7	15.3				
Turnover margin	+1.6	-				
Assist/turnover ratio	1.0	1.0				
STEALS	92	99				
Steals per game	7.1	7.6				
BLOCKS	37	36				
Blocks per game	2.8	2.8				
ATTENDANCE	80881	26362				
Home games-Avg/Game	7-11554	3-8787				
Neutral site-Avg/Game	-	3-0				

Score by Periods	1st	2nd	Totals
New Mexico	462	514	976
Opponents	453	488	941

2016-17 Conference Stats

THE STAT CREW SYSTEM New Mexico Combined Team Statistics (as of Dec 30, 2016) Conference games

RECORD:	OVERALL	HOME	AWAY	NEUTRAL
ALL GAMES	1-0	1-0	0-0	0-0
CONFERENCE	1-0	1-0	0-0	0-0
NON-CONFERENCE	0-0	0-0	0-0	0-0

#	Player	gp-gs	min	avg	Total		3-Point		F-Throw		Rebounds				pf	dq	a	to	blk	stl	pts	avg
					fg-fga	fg%	3fg-fga	3fg%	ft-fa	ft%	off	def	tot	avg								
04	BROWN, Elijah	1-0	30	30.0	2-10	.200	1-4	.250	14-14	1.000	0	3	3	3.0	3	0	3	4	1	1	19	19.0
32	WILLIAMS, Tim	1-1	33	33.0	7-15	.467	0-1	.000	4-6	.667	2	5	7	7.0	0	0	4	0	0	2	18	18.0
11	AGET, Obj	1-1	23	23.0	6-8	.750	0-0	.000	0-0	.000	2	4	6	6.0	4	0	1	2	1	1	12	12.0
14	KUIPER, Dane	1-1	22	22.0	3-6	.500	2-4	.500	2-2	1.000	0	2	2	2.0	5	1	1	0	0	1	10	10.0
05	HARRIS, Jalen	1-1	27	27.0	2-4	.500	0-0	.000	5-6	.833	0	2	2	2.0	2	0	3	1	0	1	9	9.0
03	HUNTER, Jordan	1-0	15	15.0	2-3	.667	0-1	.000	0-0	.000	0	1	1	1.0	1	0	1	1	0	1	4	4.0
55	MACDOUGALL, Conn	1-0	10	10.0	1-1	1.000	0-0	.000	1-2	.500	0	1	1	1.0	1	0	0	0	0	0	3	3.0
21	ADAMS, Xavier	1-0	12	12.0	0-0	.000	0-0	.000	2-2	1.000	1	0	1	1.0	0	0	0	1	0	2	2	2.0
20	LOGWOOD, Sam	1-1	28	28.0	0-4	.000	0-0	.000	1-2	.500	1	5	6	6.0	1	0	0	3	0	1	1	1.0
Team											1	2	3									
Total.....		1	200		23-51	.451	3-10	.300	29-34	.853	7	25	32	32.0	17	1	13	12	2	10	78	78.0
Opponents.....		1	200		30-62	.484	6-16	.375	7-12	.583	8	25	33	33.0	22	-	12	14	3	7	73	73.0

TEAM STATISTICS	NM	OPP	Date	Opponent	Score	Att
SCORING	78	73	* 12/28/16	FRESNO STATE	w 78-73	11844
Points per game	78.0	73.0				
Scoring margin	+5.0	-				
FIELD GOALS-ATT	23-51	30-62				
Field goal pct	.451	.484				
3 POINT FG-ATT	3-10	6-16				
3-point FG pct	.300	.375				
3-pt FG made per game	3.0	6.0				
FREE THROWS-ATT	29-34	7-12				
Free throw pct	.853	.583				
F-Throws made per game	29.0	7.0				
REBOUNDS	32	33				
Rebounds per game	32.0	33.0				
Rebounding margin	-1.0	-				
ASSISTS	13	12				
Assists per game	13.0	12.0				
TURNOVERS	12	14				
Turnovers per game	12.0	14.0				
Turnover margin	+2.0	-				
Assist/turnover ratio	1.1	0.9				
STEALS	10	7				
Steals per game	10.0	7.0				
BLOCKS	2	3				
Blocks per game	2.0	3.0				
ATTENDANCE	11844	0				
Home games-Avg/Game	1-11844	0-0				
Neutral site-Avg/Game	-	0-0				

Score by Periods	1st	2nd	Totals
New Mexico	36	42	78
Opponents	34	39	73

2016-17 Extended Season Stats

RECORD:	OVERALL	HOME	AWAY	NEUTRAL
ALL GAMES	8-5	7-0	0-3	1-2
CONFERENCE	1-0	1-0	0-0	0-0
NON-CONFERENCE	7-5	6-0	0-3	1-2

		Total					3-Point		F-Throw		Rebounds																
#	Player	gp-gs	min	avg	fg-fga	fg%	3fg-fga	3fg%	ft-fa	ft%	off	def	tot	avg	pf	dq	a	a/g	to	to/g	a/to	blk	blk/g	stl	stl/g	pts	avg
32	WILLIAMS, Tim	11-11	348	31.6	74-125	.592	0-2	.000	51-67	.761	25	50	75	6.8	19	0	14	1.27	19	1.73	0.74	5	0.45	7	0.64	199	18.1
04	BROWN, Elijah	13-10	375	28.8	60-159	.377	22-80	.275	70-89	.787	3	51	54	4.2	23	0	38	2.92	39	3.00	0.97	1	0.08	17	1.31	212	16.3
20	LOGWOOD, Sam	12-10	275	22.9	28-59	.475	4-9	.444	23-32	.719	9	29	38	3.2	12	0	25	2.08	19	1.58	1.32	1	0.08	9	0.75	83	6.9
11	AGET, Obj	13-11	231	17.8	33-54	.611	0-0	.000	13-17	.765	13	27	40	3.1	23	1	5	0.38	2	0.15	2.50	12	0.92	5	0.38	79	6.1
14	KUIPER, Dane	10-4	149	14.9	20-47	.426	11-26	.423	8-9	.889	7	13	20	2.0	20	1	11	1.10	9	0.90	1.22	2	0.20	8	0.80	59	5.9
03	HUNTER, Jordan	13-10	291	22.4	23-55	.418	10-24	.417	17-20	.850	5	28	33	2.5	26	1	36	2.77	22	1.69	1.64	0	0.00	10	0.77	73	5.6
24	JEFFERSON, Damien	11-0	133	12.1	21-50	.420	1-13	.077	12-21	.571	3	19	22	2.0	17	0	11	1.00	15	1.36	0.73	1	0.09	5	0.45	55	5.0
55	MACDOUGALL, Connor	13-0	166	12.8	18-39	.462	0-0	.000	22-29	.759	15	14	29	2.2	33	2	1	0.08	13	1.00	0.08	3	0.23	0	0.00	58	4.5
21	ADAMS, Xavier	13-0	154	11.8	12-30	.400	0-4	.000	27-34	.794	7	21	28	2.2	20	1	1	0.08	8	0.62	0.13	1	0.08	10	0.77	51	3.9
23	FURSTINGER, Joe	10-4	146	14.6	13-22	.591	0-0	.000	13-18	.722	13	23	36	3.6	25	1	6	0.60	8	0.80	0.75	11	1.10	4	0.40	39	3.9
05	HARRIS, Jalen	13-3	231	17.8	16-33	.485	1-5	.200	15-21	.714	0	14	14	1.1	23	0	28	2.15	14	1.08	2.00	0	0.00	12	0.92	48	3.7
01	UGUAK, Aher	9-2	83	9.2	3-12	.250	1-5	.200	7-10	.700	4	3	7	0.8	4	0	4	0.44	6	0.67	0.67	0	0.00	5	0.56	14	1.6
31	MATHIS, Anthony	5-0	16	3.2	1-5	.200	1-5	.200	3-3	1.000	0	3	3	0.6	1	0	0	0.00	2	0.40	0.00	0	0.00	0	0.00	6	1.2
30	CUMBER, Adam	1-0	2	2.0	0-0	.000	0-0	.000	0-0	.000	0	0	0	0.0	0	0	0	0.00	0	0.00	0.00	0	0.00	0	0.00	0	0.0
Total.....		13	2600		322-690	.467	51-173	.295	281-370	.759	126	311	437	33.6	246	7	180	13.85	178	13.69	1.01	37	2.85	92	7.08	976	75.1
Opponents.....		13	2600		324-732	.443	119-302	.394	174-247	.704	127	291	418	32.2	296	-	190	14.62	199	15.31	0.95	36	2.77	99	7.62	941	72.4

Score by Periods	1st	2nd	Totals
New Mexico	462	514	976
Opponents	453	488	941

2016-17 Season Metrics

#	Player	Min	AST%	EFG%	TS%	Usg%	DRB%	ORB%	TRB%
21	ADAMS, Xavier	154	1.2	.400	.567	17.3	16.2	5.7	11.1
11	AGET, Obj	231	4.5	.611	.642	13.9	13.9	7.0	10.5
04	BROWN, Elijah	375	22.1	.447	.535	31.9	16.1	1.0	8.8
30	CUMBER, Adam	2	0.0	.000	.000	0.0	0.0	0.0	0.0
23	FURSTINGER, Joe	146	7.8	.591	.652	13.1	18.7	11.1	15.0
05	HARRIS, Jalen	231	22.0	.500	.568	12.3	7.2	0.0	3.7
03	HUNTER, Jordan	291	22.9	.509	.572	14.9	11.4	2.1	6.9
24	JEFFERSON, Damien	133	17.9	.430	.464	28.2	17.0	2.8	10.1
14	KUIPER, Dane	149	15.2	.543	.579	20.3	10.4	5.9	8.2
20	LOGWOOD, Sam	275	17.6	.508	.568	16.9	12.5	4.1	8.4
55	MACDOUGALL, Connor	166	1.2	.462	.560	19.7	10.0	11.3	10.6
31	MATHIS, Anthony	16	0.0	.300	.475	26.2	22.3	0.0	11.4
01	UGUAK, Aher	83	8.3	.292	.427	13.6	4.3	6.0	5.1
32	WILLIAMS, Tim	348	9.9	.592	.644	25.1	17.1	9.0	13.1

Estimated possessions: 923.3
Team offensive rating (ORtg): 105.7
Team defensive rating (DRtg): 101.9

AST% - An estimate of the pct of teammate field goals assisted while on the floor
EFG% - Effective FG% (adjusts to include additional points from 3FGs)
TS% - True Shooting% (takes into account field goals, 3-point field goals, and free throws)
Usg% - An estimate of the pct of team plays used while on the floor
DRB% - An estimate of the pct of available defensive rebounds grabbed while on the floor
ORB% - An estimate of the pct of available offensive rebounds grabbed while on the floor
TRB% - An estimate of the pct of all available rebounds grabbed while on the floor

ORtg - Offensive rating - points scored per 100 possessions
DRtg - Defensive rating - points allowed per 100 possessions

New Mexico's Last Time Out

Official Basketball Box Score -- Game Totals -- Final Statistics

Fresno State vs New Mexico

12/28/16 7 p.m. MT at WisePies Arena - The Pit

Fresno State 73 • 8-5, 0-1 MW

#	Player		Total	3-Ptr	Rebounds			PF	TP	A	TO	Blk	Stl	Min
			FG-FGA	FG-FGA	FT-FTA	Off	Def	Tot						
04	EDO, Karachi	f	6-12	1-1	2-2	2	4	6	2	15	1	1	2	30
13	RUSSO, Cullen	f	6-12	0-1	0-0	1	4	5	3	12	2	2	0	31
01	HOPKINS, Jaron	g	6-11	0-0	2-4	1	3	4	3	14	2	5	0	38
03	WATSON, Paul	g	4-10	1-5	1-2	0	3	3	4	10	2	4	1	32
05	TAYLOR, Jahmel	g	6-11	3-6	2-2	2	5	7	3	17	3	0	0	34
11	WILLIAMS, Bryson		0-0	0-0	0-2	0	0	0	0	0	1	0	0	4
20	BITTNER, Sam		0-0	0-0	0-0	0	0	0	0	0	0	0	0	1
21	TAYLOR, Deshon		1-4	1-3	0-0	1	2	3	3	3	1	1	0	17
34	CARTER II, Terrell		1-2	0-0	0-0	0	1	1	4	2	0	1	0	13
Team						1	3	4						
Totals			30-62	6-16	7-12	8	25	33	22	73	12	14	3	200

FG % 1st Half: 15-30 50.0% 2nd half: 15-32 46.9% Game: 30-62 48.4%
 3FG % 1st Half: 4-9 44.4% 2nd half: 2-7 28.6% Game: 6-16 37.5%
 FT % 1st Half: 0-2 0.0% 2nd half: 7-10 70.0% Game: 7-12 58.3%

Deadball
Rebounds
2

New Mexico 78 • 8-5, 1-0 MW

#	Player		Total	3-Ptr	Rebounds			PF	TP	A	TO	Blk	Stl	Min
			FG-FGA	FG-FGA	FT-FTA	Off	Def	Tot						
20	LOGWOOD, Sam	f	0-4	0-0	1-2	1	5	6	1	1	0	3	0	28
32	WILLIAMS, Tim	f	7-15	0-1	4-6	2	5	7	0	18	4	0	0	33
11	AGET, Obij	c	6-8	0-0	0-0	2	4	6	4	12	1	2	1	23
05	HARRIS, Jalen	g	2-4	0-0	5-6	0	2	2	2	9	3	1	0	27
14	KUIPER, Dane	g	3-6	2-4	2-2	0	2	2	5	10	1	0	0	22
03	HUNTER, Jordan		2-3	0-1	0-0	0	1	1	1	4	1	1	0	15
04	BROWN, Elijah		2-10	1-4	14-14	0	3	3	3	19	3	4	1	30
21	ADAMS, Xavier		0-0	0-0	2-2	1	0	1	0	2	0	1	0	12
55	MACDOUGALL, Connor		1-1	0-0	1-2	0	1	1	1	3	0	0	0	10
Team						1	2	3						
Totals			23-51	3-10	29-34	7	25	32	17	78	13	12	2	200

FG % 1st Half: 13-29 44.8% 2nd half: 10-22 45.5% Game: 23-51 45.1%
 3FG % 1st Half: 2-7 28.6% 2nd half: 1-3 33.3% Game: 3-10 30.0%
 FT % 1st Half: 8-10 80.0% 2nd half: 21-24 87.5% Game: 29-34 85.3%

Deadball
Rebounds
1,2

Officials: Randy McCall, Eric Curry, Michael Irving
 Technical fouls: Fresno State-None. New Mexico-None.
 Attendance: 11844

Score by periods	1st	2nd	Total
Fresno State	34	39	73
New Mexico	36	42	78

	In	Off	2nd	Fast	
Points	Paint	T/O	Chance	Break	Bench
FS	44	20	10	10	5
NM	30	12	12	10	28

Last FG - FS 2nd-00:04, NM 2nd-01:22.
 Largest lead - FS by 2 1st-16:05, NM by 14 1st-08:56.
 FS led for 01:28. NM led for 36:32. Game was tied for 02:00.

Score tied - 4 times.
 Lead changed - 2 times.

2016-17 San Diego State's Roster

No.	Name	Cl.	Pos.	Ht.	Wt.	Hometown (High School/Previous School)
0	Devin Watson	JR	G	6-1	165	Oceanside, Calif./San Francisco
2	Ben Perez	SO	G	6-3	175	San Marcos, Calif./USAFA Prep School (Colo.)
3	Trey Kell	JR	G	6-4	210	San Diego, Calif./St. Augustine High
4	Dakarai Allen	SR	G	6-5	200	Elk Grove, Calif./Sheldon High
5	Jalen McDaniels	FR	F	6-9	190	Federal Way, Wash./Federal Way High
10	Max Hoetzel	SO	F	6-9	210	Calabasas, Calif./Indiana
11	D'Erryl Williams	SR	G	6-3	205	Sacramento, Calif./Sheldon High
12	Emmanuel Wilson	RS FR	G	6-2	185	Dallas, Texas/Plano East Senior High
14	Zylan Cheatham	SO	F	6-9	220	Phoenix, Ariz./South Mountain High
20	Matt Shrigley	SR	F	6-6	190	San Diego, Calif./La Costa Canyon High
21	Malik Pope	JR	F	6-10	220	Sacramento, Calif./Laguna Creek High
23	Montaque Gill-Caesar	SO	G	6-6	215	Vaughan, Ontario, Canada/Missouri
24	Nolan Narain	RS FR	F	6-9	220	Hamilton, Ontario, Canada/La Lumiere School (Ind.)
33	Niksha Federico	SR	F	6-7	200	San Diego, Calif./Cathedral Catholic High
42	Jeremy Hemsley	SO	G	6-3	190	Rancho Cucamonga, Calif./Damien High
45	Valentine Izundu	SR	C	6-10	240	Houston, Texas/Washington State

Coaching Staff

Steve Fisher - Head Coach

Brian Dutcher - Associate Head Coach/Head Coach in Waiting

Justin Hutson - Assistant Coach

Dave Velasquez - Assistant Coach

Mark Fisher - Assistant to the Head Coach

Tim Shelton - Director of Player Development

Matt Soria - Assistant A.D. - Director of Basketball Operations

Marvin Adams - Graduate Student Manager

2016-17 San Diego State's Season Stats

2016-17 San Diego State Men's Basketball SAN DIEGO STATE Combined Team Statistics (as of Dec 25, 2016) All games

RECORD:	OVERALL	HOME	AWAY	NEUTRAL
ALL GAMES	8-4	4-1	0-3	4-0
CONFERENCE	0-0	0-0	0-0	0-0
NON-CONFERENCE	8-4	4-1	0-3	4-0

		Total					3-Point		F-Throw		Rebounds													
##	Player	gp-gs	min	avg	fg-fga	fg%	3fg-fga	3fg%	ft-fa	ft%	off	def	tot	avg	pf	dq	a	to	blk	stl	pts	avg		
42	HEMSLEY, Jeremy	11-11	323	29.4	61-124	.492	29-51	.569	27-40	.675	7	24	31	2.8	24	0	26	21	6	8	178	16.2		
03	KELL, Trey	12-12	373	31.1	57-139	.410	17-61	.279	36-43	.837	7	43	50	4.2	13	0	34	17	4	20	167	13.9		
14	CHEATHAM, Zylan	12-12	333	27.8	46-84	.548	2-6	.333	47-60	.783	28	54	82	6.8	29	1	17	22	8	14	141	11.8		
04	ALLEN, Dakarai	12-12	305	25.4	34-72	.472	4-22	.182	19-28	.679	12	39	51	4.3	31	0	20	11	11	15	91	7.6		
30	HOETZEL, Max	9-2	154	17.1	21-68	.309	15-53	.283	12-14	.857	8	30	38	4.2	14	0	3	6	3	4	69	7.7		
21	POPE, Malik	7-7	163	23.3	25-54	.463	4-15	.267	8-15	.533	9	24	33	4.7	13	1	10	13	7	5	62	8.9		
20	SHRIGLEY, Matt	10-1	202	20.2	20-55	.364	18-48	.375	1-2	.500	7	20	27	2.7	10	0	6	6	5	7	59	5.9		
23	GILL-CAESAR, Monta	12-2	177	14.8	14-50	.280	5-19	.263	14-17	.824	4	19	23	1.9	13	0	4	14	0	4	47	3.9		
11	WILLIAMS, D'Erryl	8-0	141	17.6	7-15	.467	2-3	.667	0-2	.000	4	23	27	3.4	10	0	15	10	0	4	16	2.0		
45	IZUNDU, Valentine	11-1	172	15.6	6-15	.400	0-0	.000	2-9	.222	19	16	35	3.2	21	1	2	7	11	3	14	1.3		
24	NARAIN, Nolan	6-0	41	6.8	4-14	.286	0-2	.000	0-0	.000	1	3	4	0.7	5	0	0	2	0	0	8	1.3		
12	WILSON, Emmanuel	3-0	16	5.3	0-4	.000	0-3	.000	0-0	.000	0	1	1	0.3	3	0	0	4	1	2	0	0.0		
Team											19	24	43				5							
Total.....		12	2400		295-694	.425	96-283	.339	166-230	.722	125	320	445	37.1	186	3	137	138	56	86	852	71.0		
Opponents.....		12	2400		265-685	.387	89-270	.330	117-177	.661	119	299	418	34.8	231	-	127	165	45	66	736	61.3		

TEAM STATISTICS	SDSU	OPP	Date	Opponent	Score	Att.
SCORING	852	736	11-11-16	SAN DIEGO	w 69-59	12414
Points per game	71.0	61.3	11-14-16	at No. 14/14 GONZAGA	L 48-69	6000
Scoring margin	+9.7	-	11-16-16	SAN DIEGO CHRISTIAN	w 81-58	12414
FIELD GOALS-ATT	295-694	265-685	\$ 11-21-16	vs CALIFORNIA	w 77-65	10104
Field goal pct	.425	.387	11-28-16	SAVANNAH STATE	w 100-67	12414
3 POINT FG-ATT	96-283	89-270	12-03-16	at LOYOLA CHICAGO	L 59-65	2189
3-point FG pct	.339	.330	12-07-16	at GRAND CANYON	L 72-76	7171
3-pt FG made per game	8.0	7.4	12-10-16	ARIZONA STATE	L 63-74	12414
FREE THROWS-ATT	166-230	117-177	12-12-16	ALABAMA STATE	w 73-41	12414
Free throw pct	.722	.661	& 12-22-16	vs SOUTHERN MISS	w 66-51	5942
F-Throws made per game	13.8	9.8	& 12-23-16	vs TULSA	w 82-63	5873
REBOUNDS	445	418	& 12-25-16	vs SAN FRANCISCO	w 62-48	6119
Rebounds per game	37.1	34.8				
Rebounding margin	+2.3	-				
ASSISTS	137	127				
Assists per game	11.4	10.6				
TURNOVERS	138	165				
Turnovers per game	11.5	13.8				
Turnover margin	+2.3	-				
Assist/turnover ratio	1.0	0.8				
STEALS	86	66				
Steals per game	7.2	5.5				
BLOCKS	56	45				
Blocks per game	4.7	3.8				
ATTENDANCE	62070	43398				
Home games-Avg/Game	5-12414	3-5120				
Neutral site-Avg/Game	-	4-7010				

* = Conference game
\$ = Sacramento, Calif.
& = Hawaiian Airlines Diamond Head Classic (Honolulu, Hawaii)

Score by Periods	1st	2nd	Totals
SAN DIEGO STATE	438	414	852
Opponents	351	385	736

San Diego State's Last Time Out

Official Basketball Box Score -- Game Totals -- Final Statistics
SAN DIEGO STATE vs SAN FRANCISCO
12-25-16 3:31 pm HST at Stan Sheriff Center - Honolulu, HI

SAN DIEGO STATE 62 • 8-4

##	Player		Total	3-Ptr	FT-FTA	Rebounds			PF	TP	A	TO	Blk	Stl	Min
			FG-FGA	FG-FGA		Off	Def	Tot							
03	KELL, Trey	*	3-9	2-5	2-2	0	5	5	1	10	3	2	0	0	27
04	ALLEN, Dakarai	*	2-11	0-5	2-2	0	2	2	2	6	2	0	0	0	38
10	HOETZEL, Max	*	3-6	1-4	0-0	0	5	5	2	7	0	1	0	0	13
14	CHEATHAM, Zylan	*	6-7	1-1	3-4	3	8	11	1	16	0	2	0	2	33
42	HEMSLEY, Jeremy	*	5-8	2-4	0-0	1	0	1	4	12	2	3	1	0	23
11	WILLIAMS, D'Erryl		1-2	0-0	0-0	0	2	2	0	2	3	2	0	0	14
20	SHRIGLEY, Matt		3-6	3-6	0-0	0	2	2	2	9	0	0	2	1	26
23	GILL-CAESAR, Montaqu		0-3	0-2	0-0	0	2	2	1	0	1	1	0	0	15
45	IZUNDU, Valentine		0-0	0-0	0-0	2	2	4	2	0	0	1	0	1	11
Team						1	1	2			1				
Totals			23-52	9-27	7-8	7	29	36	15	62	11	13	3	4	200

FG % 1st Half:	13-26	50.0%	2nd half:	10-26	38.5%	Game:	23-52	44.2%	Deadba
3FG % 1st Half:	3-13	23.1%	2nd half:	6-14	42.9%	Game:	9-27	33.3%	Rebound
FT % 1st Half:	3-4	75.0%	2nd half:	4-4	100.0%	Game:	7-8	87.5%	0,2

SAN FRANCISCO 48 • 10-3

##	Player		Total	3-Ptr	FT-FTA	Rebounds			PF	TP	A	TO	Blk	Stl	Min
			FG-FGA	FG-FGA		Off	Def	Tot							
10	McCARThY, Matt	*	2-2	0-0	0-0	1	1	2	2	4	0	3	0	1	21
15	RENFRO, Nate	*	1-4	0-0	0-0	2	1	3	3	2	0	1	1	0	19
25	RATINHO, Jordan	*	2-4	1-2	0-0	0	1	1	1	5	0	0	0	0	23
30	FOSTER, Chase	*	2-5	0-1	0-1	0	5	5	2	4	1	0	0	1	24
45	DJORDJEVIC, Mladen	*	0-0	0-0	0-0	0	0	0	3	0	0	1	0	0	8
02	FERRARI, Frankie		2-8	0-3	1-2	0	3	3	1	5	2	3	0	6	30
03	BOYCE, Ronnie		3-8	0-4	2-4	0	2	2	0	8	1	2	0	0	13
05	LULL, Jimbo		1-1	0-0	0-0	0	1	1	0	2	0	1	1	0	11
11	RAITANEN, Remu		0-3	0-2	0-2	0	2	2	2	0	0	0	0	0	17
12	ANDERSON, Chance		0-2	0-1	0-0	0	1	1	0	0	0	0	0	0	6
14	MINLEND, Charles		6-14	3-7	3-4	1	2	3	1	18	1	0	0	0	28
Team						1	2	3							
Totals			19-51	4-20	6-13	5	21	26	15	48	5	11	2	8	200

FG % 1st Half:	10-23	43.5%	2nd half:	9-28	32.1%	Game:	19-51	37.3%	Deadba
3FG % 1st Half:	3-11	27.3%	2nd half:	1-9	11.1%	Game:	4-20	20.0%	Rebound
FT % 1st Half:	5-9	55.6%	2nd half:	1-4	25.0%	Game:	6-13	46.2%	3,2

Officials: Larry Spaulding, Keith Kimble, Michael Greenstein
Technical fouls: SAN DIEGO STATE-None. SAN FRANCISCO-None.
Attendance: 6119
Hawaiian Airlines Diamond Head Classic Championship

Score by periods	1st	2nd	Total
SAN DIEGO STATE	32	30	62
SAN FRANCISCO	28	20	48

	In	Off	2nd	Fast	
Points	Paint	T/O	Chance	Break	Bench
SDSU	20	14	7	2	11
USF	16	6	2	2	33

Last FG - SDSU 2nd-02:25, USF 2nd-05:14.
Largest lead - SDSU by 14 2nd-01:49, USF by 3 1st-12:13.
SDSU led for 32:23. USF led for 03:00. Game was tied for 04:08.

Score tied - 4 times.
Lead changed - 6 times.

By The Numbers

SINGLE GAME HIGHS (2016-17 SEASON)

New Mexico

Points: 31 - Tim Williams vs. Houston Baptist (11-14-16)
FG Made: 10 - Tim Williams vs. Houston Baptist (11-14-16)
FG Att: 17 - Elijah Brown (2x)
FG %*: .909 - Tim Williams vs. Houston Baptist (11-14-16)
3FG Made: 3 - Two Players
3FG Att: 11 - Elijah Brown at Illinois State (12-3-16)
FT Made: 14 - Elijah Brown vs. Fresno State (12-28-16)
FT Att: 14 - Elijah Brown vs. Fresno State (12-28-16)
FT %*: 100% - 21 Times
Rebounds: 11 - Tim Williams (3X)/ Joe Furstinger
Assists: 8 - Jordan Hunter vs. Idaho State (11-11-16)
Steals: 4 - Two players
Blocks: 4 - Joe Furstinger vs. UAPB (12-17-16)

*Minimum eight attempts

Opponents

Points: 26 - Ian Baker, NMSU (12-10-16)
FG Made: 9 - Ethan Telfair, ISU (11-11-16)
FG Att: 23 - Ethan Telfair, ISU (11-11-16)
FG %*: .889 - Deon Barrett, UTEP (12-7-16)
3FG Made: 5 - Two Players
3FG Att: 12 - Colter Lasher, HBU (11-14-16)
FT Made: 9 - Justin Robinson, VT (11-24-16)
FT Att: 10 - Two Players
FT %*: 1.000 - Six Players
Rebounds: 14 - Eli Chuha, NMSU (12-10-16)
Assists: 12 - Dominic Artis, UTEP (12-7-16)
Steals: 6 - Ethan Telfair, ISU (11-11-16)
Blocks: 2 - Eight Players

*Minimum eight attempts

NEW MEXICO'S RECORD WHEN...

	All Games	MW
Leading at the half:	6-1	0-0
Trailing at the half:	2-4	0-0
Tied at the half:	0-0	0-0
Outrebounding opponent:	6-1	0-0
Outrebounded by opponent:	1-4	0-0
Commit more turnovers than opponent:	2-3	0-0
Commit less turnovers than opponent:	5-2	0-0
Commit more than 10 turnovers:	7-5	0-0
Commit less than 10 turnovers:	1-0	0-0
When shooting 50.0% or higher:	3-0	0-0
When shooting less than 50.0%:	5-5	0-0
Overtime games:	0-0	0-0
More bench points than opponent:	7-3	0-0
Inside The Pit:	7-0	0-0
On the Road:	0-3	0-0
At a neutral site:	1-2	0-0
Against ranked teams:	0-1	0-0
In cherry jerseys:	1-4	0-0
In silver jerseys:	0-0	0-0
In white jerseys:	6-0	0-0
In anthracite jerseys:	0-1	0-0
In turquoise jerseys:	1-0	0-0
In November:	5-2	0-0
In December:	3-3	0-0
In January:	0-0	0-0
In February:	0-0	0-0
In March:	0-0	0-0
When UNM scores less than 50 points:	0-1	0-0
When UNM scores 50-60 points:	0-1	0-0
When UNM scores 60-70 points:	1-0	0-0
When UNM scores 70-80 points:	3-3	0-0
When UNM scores 80+ points:	4-0	0-0

SCORING MARGIN BREAKDOWN

Total	1	2	3	4	5	6	7	8	9	10	11-15	16-20	21+
Win	1	0	0	0	1	0	0	0	1	0	2	2	1
Loss	0	0	0	0	1	0	1	0	0	0	1	1	1

Dunks: Logwood (6), Williams (7), Aget (16), Adams (6), Jefferson (2), Furstinger (3), MacDougall (2), Brown (2), Kuiper (2)
Charges: Adams (3), Hunter (2)

CHARTING THE NUMBERS

	Season	Career
Double-Digit Scoring Games		
Elijah Brown	11	42 (22-20)
Tim Williams	10	39 (22-17)
Objig Aget	2	19 (11-8)
Sam Logwood	4	14 (9-5)
Xavier Adams	1	5 (3-2)
Jalen Harris	1	1 (1-0)
Jordan Hunter	2	3 (1-2)
Dane Kuiper	3	4 (3-1)
Anthony Mathis	0	1 (1-0)
Damien Jefferson	1	1 (0-1)
30-Point Games		
Tim Williams	1	1 (1-0)
20-Point Games		
Elijah Brown	3	21 (10-10)
Tim Williams	3	14 (10-4)
Sam Logwood	1	1 (1-0)
Scoring Leaders		
Elijah Brown	8	30 (16-14)
Tim Williams	6	13 (7-6)
Objig Aget	0	4 (1-3)
Sam Logwood	1	3 (3-0)
10+ Rebound Games		
Tim Williams	3	9 (6-3)
Objig Aget	0	8 (4-4)
Elijah Brown	0	2 (0-2)
Joe Furstinger	1	1 (0-1)
Rebounding Leaders		
Tim Williams	7	26 (13-13)
Objig Aget	0	20 (10-9)
Elijah Brown	2	9 (5-3)
Sam Logwood	1	3 (3-0)
Tim Jacobs	0	2 (1-1)
Joe Furstinger	2	2 (0-3)
Damien Jefferson	1	1 (0-1)
Xavier Adams	1	1 (1-0)
Connor MacDougall	1	1 (1-0)
Double-Doubles		
Tim Williams	3	9 (6-3)
Objig Aget	0	8 (4-4)
Elijah Brown	0	2 (0-2)
Assist Leaders		
Elijah Brown	4	17 (9-8)
Tim Jacobs	0	16 (6-10)
Sam Logwood	2	8 (3-5)
Dane Kuiper	0	2 (2-0)
Tim Williams	1	2 (2-0)
Joe Furstinger	1	2 (1-1)
Jordan Hunter	4	5 (3-2)
Aher Uguak	1	1 (1-0)
Xavier Adams	0	1 (1-0)
Jalen Harris	3	3 (1-2)

The Last Time It Happened

NEW MEXICO

As A Team:

Scored 100 Points:	105 - CSUN (11-25-16)
Scored 90-99 Points:	95 - Houston Baptist (11-14-16)
Scored 80-89 Points:	83 - UAPB (12-17-16)
Scored Less Than 50 Points:	46 - at Arizona (12-20-16)
Scored Less Than 40 Points:	34 - at #25 San Diego State (1-26-13)
Won By 40 Points:	W, 83-43 - UAPB (12-17-16)
Won By 30 Points:	W, 88-52 - Alabama A&M (11-17-13)
Won By 20 Points:	W, 85-55 - Air Force (1-27-16)
Lost By 20-29 Points:	L, 92-72 - Virginia Tech (11-24-16)
Lost By 30 Points:	L, 77-46 - at Arizona (12-20-16)
Shot 65% Or Better:	69.2% (27-39) - at Air Force (1-15-05)
Shot 60% Or Better:	64.9% (37-57) - CSUN (11-25-16)
Shot Less Than 35%:	33.8% (24-71) - at San Diego State (2-6-16)
Shot Less Than 30%:	26.2% (17-65) - at Arizona (12-20-16)
Shot 60% 3FG Or Better:	70% (7-10) - at San Jose State (1-23-16)
Shot Less Than 30% 3FG:	14.3% (2-14) - at Arizona (12-20-16)
Made 10 Three-Pointers:	11 (of 37) - at Air Force (2-20-16)
Shot 85% On Free Throws:	87.9% (29-33) - vs. Fresno State (12-28-16)
Shot Less Than 50% On FTs:	45.5% (5-11) - at Air Force (3-9-13)
Had 50 Rebounds:	58 - vs. UAB (11-21-13)
Had 20 Offensive Rebounds:	23 - at USC (11-21-15)
Had 20 Assists:	22 - Rice (12-19-15)
Had 20 Turnovers:	22 - UAPB (12-17-16)
Had Less Than 10 Turnovers:	8 - vs. Abilene Christian (11-30-16)
Had 10 Steals:	10 - vs. Fresno State (12-28-16)
Had 10 Blocks:	12 - vs. UMass (11-22-13)
Had Two or More 20-Point Scorers:	vs. CSUN (11-25-16)
	Elijah Brown (21) & Tim Williams (21)
Had 6 Double-Digit Scorers:	North Dakota (1-7-12)
Had 5 Double-Digit Scorers:	Wyoming (1-16-16)
Had No Double-Digit Scorers:	at San Diego State (1-6-15)
Had Two 10+ Rebounders:	at USC (11-21-15)
	Tim Williams (15) & Obij Aget (11)
Scored 50 Points In 1st Half:	54 - CSUN (11-25-16)
Scored 50 Points In 2nd Half:	52 - UAPB (12-17-16)
Scored 20 Or Fewer Points In 1st Half:	16 - at Arizona (12-20-16)
Scored 20 Or Fewer Points In 2nd Half:	15 - at #25 San Diego State (1-26-13)
Failed To Make a 3FG:	(0-10) - vs. Washington State (12-25-15)
Defeated a Ranked Team:	W, 66-53 vs. #24/#24 Colorado State (1-3-15)
Lost To a Ranked Team:	L, 77-46 - at No. 18/18 Arizona (12-20-16)
Won an OT Game:	W, 52-49 vs. Wyoming (3-7-15)
Lost an OT Game:	L, 78-71 at San Diego State (2-6-16)
Won a 2OT Game:	W, 97-94 vs. UAB (11-21-13)
Lost a 2OT Game:	L, 73-76 at Dayton (1-1-10)
Won a 3OT Game:	W, 104-99, Fresno State (3-8-96)
Lost a 3OT Game:	Never
As An Individual:	
Had a Triple-Double:	Luc Longley (17 pts, 14 rebs, 10 assts) vs. Penn State (3-28-90)
Had a Double-Double (Pts/Reb):	Tim Williams (19 pts & 11 reb) Virginia Tech (11-24-16)
Had a Double-Double (Pts/Asst):	Kendall Williams (11 pts & 10 assts) at Nevada (3-2-14)
Scored 20+ Pts with 10+ Rebs:	Tim Williams (31 pts & 11 rebs) Houston Baptist (11-14-16)
Scored 30 Points:	Tim Williams (31) - Houston Baptist (11-14-16)
Scored 30 Points (MW Only):	Elijah Brown (41) Fresno State (2-27-16)
Scored 20 Points:	Elijah Brown (25) - vs. UTEP (12-7-16)
Scored 20 Points (MW Only):	Elijah Brown (26) Boise State (2-17-16)
Had 20 Rebounds:	Drew Gordon (20) UNLV (2-18-12)
Had 15 Rebounds:	Tim Williams (15) at USC (11-21-15)
Had 10 Assists:	Kendall Williams (10) at Nevada (3-2-14)
Had 5 Steals:	Demetrius Walker (5) Montana (12-20-11)

VERSUS NEW MEXICO

As A Team:

Scored 100 Points:	103 - New Mexico State (12-5-06)
Scored 90 Points:	92 - Virginia Tech (11-24-16)
Scored 80-89 Points:	84 - NMSU (12-10-16)
Scored Less Than 50 Points:	49 - Wyoming (3-7-15)
Scored Less Than 40 Points:	38 - Wyoming (2-11-12)
Shot 50% Or Better:	50.0% (25-50) - at Arizona (12-20-16)
Shot Less Than 35%:	30.4% (17-56) - San Jose State (2-13-16)
Shot Less Than 30%:	26.3% (15-57) - UAPB (12-17-16)
Shot 50% 3FG Or Better:	50.0% (11-22) - NMSU (12-10-16)
Shot Less Than 20% 3FG:	14.8% (4-27) - at San Diego State (2-6-16)
Made 10 Three-Pointers:	11 (of 22) - NMSU (12-10-16)
Shot 75% On Free Throws:	82.8% (24-29) - CSUN (11-25-16)
Shot Less Than 50% On FT's:	43.8% (7-16) - Boise State (2-17-16)
Had 50 Rebounds:	51 - at Purdue (12-5-15)
Had 20 Offensive Rebounds:	21 - at Fresno State (1-2-16)
Had 20 Assists:	22 - UTEP (12-7-16)
Had 20 Turnovers:	22 - UAPB (12-17-16)
Had Less Than 10 Turnovers:	9 - Dayton (11-27-16)
Had 10 Steals:	17 - UAPB (12-17-16)
Had 10 Blocks:	11 - at USC (11-21-15)
Had 30-Point and 20-Point Scorers:	Fresno State (2-27-16)
	Marvelle Harris (32) & Julien Lewis (21)
Had Two or More 20-Point Scorers:	UTEP (12-7-16)
	Omega Harris (22) & Deon Barrett (12-7-16)
Had 6 Double-Digit Scorers:	TCU (2-25-12)
Had 5 Double-Digit Scorers:	Fresno State (12-28-16)
Had No Double-Digit Scorers:	ULM (12-13-14)
Had Two 10+ Rebounders:	NMSU (12-10-16)
	Eli Chuha (14) & Jemerrio Jones (10)
Scored 50+ Points In 1st Half:	50 - UTEP (12-3-06)
Scored 50+ Points In 2nd Half:	51 - Fresno State (2-27-16)
Scored 20 Or Less Points In 1st Half:	18 - Utah State (1-9-16)
Scored 20 Or Less In 2nd Half:	19 - New Mexico State (12-3-14)
Scored 15 Or Less Points In 1st Half:	11 - UAPB (12-17-16)
Failed To Make a 3FG:	(0-7) - New Mexico State (12-16-15)
As An Individual:	
Had a Triple-Double:	Ethan Telfair (25 pts, 12 rebs, 10 assts) Idaho State (11-11-16)
Had a Double-Double (Pts/Reb):	Rawle Alkins (13 pts/11 reb) At Arizona (12-20-16)
Had a Double-Double (Pts/Asst):	Dominic Artis (13 pts & 12 Assists) UTEP (12-7-16)
Had 20+ Points & 10+ Rebounds	Eli Chuha (12 pts, 14, reb)/Jemerrio Jones (15 pts, 10 reb) NMSU (12-10-16)
Scored 30+ Points in Back-to-Back Games Vs. UNM:	Derrick Marks Boise State
	31 points (1-18-15) & 30 points (2-24-15)
Scored 30 Points:	Marvelle Harris (32) - Fresno State (2-27-16)
Scored 30 Points (MW Only):	Marvelle Harris (32) - Fresno State (2-27-16)
Scored 20 Points:	Ian Baker (26) - NMSU (12-10-16)
Scored 20 Points (MW Only):	Tyron Criswell (20) - Nevada (3-5-16)
Had 20 Rebounds:	Ryan Watkins (22) - Boise State (1-21-14)
Had 15 Rebounds:	Cameron Oliver (26 pts) - Nevada (3-10-16)
Had 10 Assists:	Dominic Artis (12) - UTEP (12-7-16)
Had 5 Steals:	Dominic Artis (5) - UTEP (12-7-16)
Had 5 Blocks:	Stephen Zimmerman, Jr., (5) - UNLV (2-2-16)

Welcome to The Pit, A Mile High and Louder Than...



WHAT THEY ARE SAYING

"What a terrific atmosphere for college basketball. Great building... Great history... 18,000 screaming fans. It's big time college hoops, baby!"
- Dick Vitale, ESPN

"I consider the game we played in Albuquerque in 1978 one of the most exciting of my career. The Pit is the toughest place to play because of their tremendous atmosphere."

-Jim Boeheim, Syracuse head coach

"When you go into a place like The Pit, there will be challenge different from a regular road game. The crowd can dictate the tempo and momentum. The Pit crowd forces you to be patient."

-Lute Olsen, former Arizona head coach

"A mile high but 37 feet underground, the Pit in Albuquerque has been the site of many mind-blowing college basketball games, including North Carolina State's upset of Houston in '83 and just about any New Mexico home game. The noise created by fans, which has been measured at 125 decibels -- the pain threshold for the human ear is 130 -- is a palpable force."

-Sports Illustrated

- Voted one of "The Top Five Loudest, Most Intimidating Places to Play" by NCAA.com
- Ranked in the top 20 sporting venues of the 20th century by Sports Illustrated
- USA Today ranked The Pit in its "Ten Great Places to Get Pumped for NCAA Action"
- According to Fox Sports, it's one of the top ten "old school" college basketball arenas in the country



THE GREATEST GAME EVER PLAYED

WisePies Arena - The Pit was the site of one of the greatest college basketball games ever played. It hosted the 1983 national championship game that saw the NC State Wolfpack upset Hakeem Olajuwon, Clyde Drexler and the Houston Cougars. Coach Jimmy Valvano and the Wolfpack downed the Cougars on a last second put back by Lorenzo Charles. The iconic shot of the late Valvano running onto the court looking for a hug is one of the lasting images in college basketball history.

ABOUT THE PIT

- Built in 1966 (\$1.4 million)
- Capacity of 15,411 (previously 18,018)
- \$60 million renovation was completed in 2010
- New floor installed before the 2013-14 season
- Seating includes 40 suites and a club area
- Officially named WisePies Arena on Dec. 1, 2014 after \$5 million gift for naming rights by local New Mexico business. It is still referred to as The Pit, its officially-recognized nickname.
- Less than 30 of 345 NCAA Division I basketball programs play in a college-only arena named after a business or organization founded or headquartered in its home state.
- The Lobos have averaged an astounding 15,410 fans in 49 out of 50 years, an amazing 95% of capacity
- Has ranked in the top 25 in attendance nationally every season since the 1966-67 season with 35 seasons in the top ten in the NCAA in attendance
- Led the Mountain West in attendance in 11 of the conference's 16 years of existence
- New Mexico's all-time winning percentage in WisePies Arena - The Pit is over 81 percent.
- The floor is named Bob King Court in honor of the former head coach who led the Lobos from 1963 to 1972.

The 2016-17 Lobo Men's Basketball Program



The 2016-17 Lobos



Aher Uguak
6'7" - 206 lbs. - Freshman - Guard/Forward
Edmonton, Canada (Harry Ainley HS)

NOTEWORTHY :

- Graduated and played at Harry Ainley HS
- Two-time Provincial Champion
- Rated as one of the best high school players in Western Canada
- Played for Drive Elite's summer team
- Named 2015 Alberta NPH Showcase Camp MVP

GAME-BY-GAME STATISTICS

Opponent	Date	GS	Min	FG-A	3FG-A	FT-A	O-D-TR	PF	A	TO	B	S	PTS
Idaho State	11-11-16	7	0-1	0-0	0-0	1-0-1	0	0	1	0	0	0	0
Houston Baptist	11-14-16	14	2-3	1-1	0-0	0-1-1	2	1	0	0	2	5	5
New Mexico State	11-18-16	3	0-1	0-0	0-0	1-0-1	0	0	0	0	0	0	0
vs. Virginia Tech	11-24-16	11	0-1	0-0	2-2	0-0-0	0	0	0	0	0	2	2
vs. CSUN	11-25-16	9	1-1	0-0	0-2	0-0-0	0	0	0	0	2	2	2
vs. Dayton	11-27-16	2	0-0	0-0	0-0	0-0-0	1	0	0	0	0	0	0
Abilene Christian	11-30-16	10	0-1	0-1	0-0	0-0-0	0	1	0	0	0	0	0
at Illinois State	12-03-16					DNP							
UTEP	12-07-16					DNP							
at New Mexico S.	12-10-16					DNP							
Arkansas-Pine Bluff	12-17-16*	17	0-2	0-1	5-6	1-2-3	0	2	5	0	1	3	3
at Arizona	12-20-16*	10	0-2	0-2	0-0	1-0-1	0	0	0	0	0	0	0
Fresno State*	12-28-16					DNP							
at San Diego State*	01-01-17												
at Utah State*	01-04-17												
Nevada*	01-07-17												
UNLV*	01-10-17												
at Colorado State*	01-14-17												
at Boise State*	01-17-17												
Wyoming*	01-21-17												
Utah State*	01-24-17												
at Nevada*	01-28-17												
at UNLV*	02-01-17												
San Jose State*	02-04-17												
at Air Force*	02-08-17												
Boise State*	02-14-17												
at Fresno State*	02-18-17												
Colorado State*	02-21-17												
at Wyoming*	02-25-17												
San Diego State*	03-04-17												

SEASON HIGHS

Points: 5 vs. Houston Baptist (11-14-16)
FG: 2 vs. Houston Baptist (11-14-16)
FGA: 3 vs. Houston Baptist (11-14-16)
3FG: 1 vs. Houston Baptist (11-14-16)
3FGA: 2 vs. Arizona (12-20-16)
FT: 5 vs. UAPB (12-17-16)
FTA: 5 vs. UAPB (12-17-16)
Rebounds: 3 vs. UAPB (12-17-16)
Assists: 2 vs. UAPB (12-17-16)
Blocks: N/A
Steals: 2 (2x) Last Time vs. CSUN (11-25-16)
Minutes Played: 17 vs. UAPB (12-17-16)

CAREER HIGHS

Points: 5 vs. Houston Baptist (11-14-16)
FG: 2 vs. Houston Baptist (11-14-16)
FGA: 3 vs. Houston Baptist (11-14-16)
3FG: 1 vs. Houston Baptist (11-14-16)
3FGA: 2 vs. Arizona (12-20-16)
FT: 5 vs. UAPB (12-17-16)
FTA: 5 vs. UAPB (12-17-16)
Rebounds: 3 vs. UAPB (12-17-16)
Assists: 2 vs. UAPB (12-17-16)
Blocks: N/A
Steals: 2 (2x) Last Time vs. CSUN (11-25-16)
Minutes Played: 17 vs. UAPB (12-17-16)

MISCELLANEOUS STATISTICS

	SEASON	CAREER
Led Team in Steals	1	1

CAREER STATISTICS

Season	gp-gs	min/avg	Total fg-fga pct	3-Point fg-fga pct	F-Throws ft-fa pct	Rebounds off def tot avg	pf	fo	ast	to	blk	stl	Scoring pts avg
2016-17	9-2	83/9.2	3-12 .250	1-5 .200	7-10 .700	4 3 7 0.8	4	0	4	6	0	5	14 1.6
TOTAL	9-2	83/9.2	3-12 .250	1-5 .200	7-10 .700	4 3 7 0.8	4	0	4	6	0	5	14 1.6

The 2016-17 Lobos



Jordan Hunter
5'11" - 180 lbs. - Sophomore - Guard
Beaumont, Texas (Ozen HS)

NOTEWORTHY :

- Led Lobos in assists with eight and steals with two in season opener
- Scored a career-tying 10 points against Virginia Tech on 11-24-16 & against UTEP on 12-7-16
- District Co-MVP as a senior in high school
- Reached the championship game of the 2015 Texas 5A state tournament

GAME-BY-GAME STATISTICS

Opponent	Date	GS	Min	FG-A	3FG-A	FT-A	O-D-TR	PF	A	TO	B	S	PTS
Idaho State	11-11-16 *	34	1-6	0-3	4-6	1-5-6	3 8 2	0 2 6					
Houston Baptist	11-14-16 *	17	2-3	1-2	4-4	1-4-5	2 2 1	0 1 9					
New Mexico State	11-18-16 *	25	1-2	0-1	0-0	1-2-3	2 2 2	0 0 2					
vs. Virginia Tech	11-24-16 *	24	4-7	2-4	0-0	1-1-2	2 4 2	0 1 10					
vs. CSUN	11-25-16 *	30	2-5	1-1	4-4	0-1-1	2 4 1	0 2 9					
vs. Dayton	11-27-16 *	27	2-7	2-4	0-0	0-3-3	2 1 3	0 0 6					
Abilene Christian	11-30-16 *	22	0-2	0-0	0-0	0-2-2	1 1 1	0 0 0					
at Illinois State	12-03-16 *	27	2-8	0-2	2-2	0-2-2	5 7 2	0 1 6					
UTEP	12-07-16 *	33	4-6	2-3	0-0	0-4-4	2 6 3	0 0 10					
at New Mexico S.	12-10-16 *	12	1-3	0-1	0-0	1-1-2	1 0 0	0 0 2					
Arkansas-Pine Bluff	12-17-16	13	2-2	2-2	2-2	0-2-2	1 0 2	0 2 8					
at Arizona	12-20-16	12	0-1	0-0	1-2	0-0-0	2 0 2	0 0 1					
Fresno State*	12-28-16	15	2-3	0-1	0-0	0-1-1	1 1 1	0 1 4					
at San Diego State*	01-01-17												
at Utah State*	01-04-17												
Nevada*	01-07-17												
UNLV*	01-10-17												
at Colorado State*	01-14-17												
at Boise State*	01-17-17												
Wyoming*	01-21-17												
Utah State*	01-24-17												
at Nevada*	01-28-17												
at UNLV*	02-01-17												
San Jose State*	02-04-17												
at Air Force*	02-08-17												
Boise State*	02-14-17												
at Fresno State*	02-18-17												
Colorado State*	02-21-17												
at Wyoming*	02-25-17												
San Diego State*	03-04-17												

SEASON HIGHS

Points: 10 (2x) Last time vs. UTEP (12-7-16)
FG: 4 (2x) Last time vs. UTEP (12-7-16)
FGA: 8 vs. Illinois State (12-3-16)
3FG: 2 (4x) Last time vs. UAPB (12-17-16)
3FGA: 4 (2x) Last time vs. Dayton (11-27-16)
FT: 4 (3x) Last time vs. CSUN (11-25-16)
FTA: 6 vs. Idaho State (11-11-16)
Rebounds: 6 vs. Idaho State (11-11-16)
Assists: 8 vs. Idaho State (11-11-16)
Blocks: N/A
Steals: 2 (2x) Last time vs. UAPB (12-17-16)
Minutes Played: 34 vs. Idaho State (11-11-16)

CAREER HIGHS

Points: 10 (3x) Last Time vs. UTEP (12-7-16)
FG: 4 (2x) Last time vs. UTEP (12-7-16)
FGA: 8 vs. Illinois State (12-3-16)
3FG: 2 (6x) Last time vs. UAPB (12-17-16)
3FGA: 4 (2x) Last time vs. Dayton (11-27-16)
FT: 4 (4x) Last time vs. CSUN (11-25-16)
FTA: 6 vs. Idaho State (11-11-16)
Rebounds: 6 vs. Idaho State (11-11-16)
Assists: 8 vs. Idaho State (11-11-16)
Blocks: 1 vs. Northern Iowa (12-12-15)
Steals: 3 vs. Utah State (1-9-16)
Minutes Played: 34 vs. Idaho State (11-11-16)

MISCELLANEOUS STATISTICS

	SEASON	CAREER
Double-Digit Scoring	2	3
Led Team in Blocks		1
Led Team in Assists	4	5
Led Team in Steals	2	2

CAREER STATISTICS

Season	gp-gs	min/avg	Total fg-fga pct	3-Point fg-fga pct	F-Throws ft-fa pct	Rebounds off def tot avg	pf fo ast to blk stl	Scoring pts avg
2015-16	28-1	253/9.0	23-53 .434	10-24 .417	7-10 .700	3 23 26 0.9	22 0 31 26 1 14	63 2.3
2016-17	13-10	291/22.4	23-55 .418	10-24 .417	17-20 .850	5 28 33 2.5	26 1 36 22 0 10	73 5.6
TOTAL	41-11	544/13.3	46-108 .426	20-48 .417	24-30 .800	8 51 59 1.4	48 1 67 48 1 24	136 3.3

The 2016-17 Lobos

4



Elijah Brown
6'4" - 200 lbs. - RS-Junior - Guard
Orange County, Calif. (Butler)

NOTEWORTHY :

- Named MW Preseason Player of the Year
- 2017 Jerry West Award Watch List
- 41 against Fresno State last season is most in WisePies Arena since 2003
- 33 points against San Jose State last season is school record off the bench
- 15-for-15 FT shooting vs. Nevada last year was one short of school record
- Son of former NBA head coach Mike Brown

GAME-BY-GAME STATISTICS

Opponent	Date	GS	Min	FG-A	3FG-A	FT-A	O-D-TR	PF	A	TO	B	S	PTS
Idaho State	11-11-16	*	30	5-13	1-6	3-4	1-3-4	3	4	6	0	1	14
Houston Baptist	11-14-16	*	28	1-8	0-5	4-4	0-2-2	1	5	4	0	2	6
New Mexico State	11-18-16	*	34	6-17	1-7	6-8	0-8-8	1	2	2	0	1	19
vs. Virginia Tech	11-24-16	*	25	5-13	2-7	4-6	1-3-4	3	0	2	0	0	16
vs. CSUN	11-25-16	*	28	7-11	3-5	4-6	1-2-3	3	7	2	0	1	21
vs. Dayton	11-27-16	*	32	4-14	3-8	5-5	0-5-5	1	3	3	0	0	16
Abilene Christian	11-30-16	*	32	5-12	2-4	1-3	0-9-9	1	2	0	0	2	13
at Illinois State	12-03-16	*	30	6-17	3-11	6-6	0-5-5	2	4	4	0	3	21
UTEP	12-07-16	*	35	8-13	3-7	6-11	0-6-6	0	0	3	0	2	25
at New Mexico S.	12-10-16	*	30	5-14	1-9	7-9	0-2-2	3	3	3	0	2	18
Arkansas-Pine Bluff	12-17-16		16	1-4	1-3	4-4	0-2-2	0	3	2	0	1	7
at Arizona	12-20-16		25	5-13	1-4	6-9	0-1-1	2	2	2	0	1	17
Fresno State*	12-28-16		30	2-10	1-4	14-14	0-3-3	3	3	4	1	1	19
at San Diego State*	01-01-17												
at Utah State*	01-04-17												
Nevada*	01-07-17												
UNLV*	01-10-17												
at Colorado State*	01-14-17												
at Boise State*	01-17-17												
Wyoming*	01-21-17												
Utah State*	01-24-17												
at Nevada*	01-28-17												
at UNLV*	02-01-17												
San Jose State*	02-04-17												
at Air Force*	02-08-17												
Boise State*	02-14-17												
at Fresno State*	02-18-17												
Colorado State*	02-21-17												
at Wyoming*	02-25-17												
San Diego State*	03-04-17												

SEASON HIGHS

Points: 25 vs. UTEP (12-7-16)
FG: 8 vs. UTEP (12-7-16)
FGA: 17 (2x) vs. Illinois State (12-3-16)
3FG: 3 (5x) Last time vs. UTEP (12-7-16)
3FGA: 11 vs. Illinois State (12-3-16)
FT: 14 vs. Fresno State (12-28-16)
FTA: 14 vs. Fresno State (12-28-16)
Rebounds: 9 vs. Abilene Christian (11-30-16)
Assists: 7 vs. CSUN (11-25-16)
Blocks: N/A
Steals: 3 vs. Illinois State (12-3-16)
Minutes Played: 35 vs. UTEP (12-7-16)

CAREER HIGHS

Points: 41 vs. Fresno State (2-27-16)
FG: 11 vs. Fresno State (2-27-16)
FGA: 23 vs. Fresno State (2-27-16)
3FG: 7 at Air Force (2-20-16)
3FGA: 13 at Air Force (2-20-16)
FT: 15 vs. Nevada (12-30-15)
FTA: 15 vs. Nevada (12-30-15)
Rebounds: 11 vs. Fresno State (2-27-16)
Assists: 7 vs. CSUN (11-25-16)
Blocks: 1, Twice
Steals: 3 (2x) vs. Illinois State (12-3-16)
Minutes Played: 43 at San Diego State (2-6-16)

MISCELLANEOUS STATISTICS

	SEASON	CAREER
30+ Scoring		6
20+ Scoring	3	21
10+ Rebounds		2
Double-Doubles		2
Double-Digit Scoring	11	42
Led Team in Scoring	8	30
Led Team in Assists	4	17
Led Team in Rebounds	3	10
Led Team in Steals	6	21
Led Team in Blocks	1	1

CAREER STATISTICS

Season	gp-gs	min/avg	Total fg-fga pct	3-Point fg-fga pct	F-Throws ft-fga pct	Rebounds off def tot avg	pf fo ast to blk stl	Scoring pts avg
2015-16	32-29	1078/33.7	194-453 .428	89-226 .394	217-255 .851	22 154 176 5.5	64 0 100 109 2 35	694 21.7
2016-17	13-10	375/28.8	60-159 .377	22-80 .275	70-89 .787	3 51 54 4.2	23 0 38 39 1 17	212 16.3
TOTAL	45-39	1453/32.3	254-612 .415	111-306 .363	287-344 .834	25 205 230 5.1	87 0 138 148 3 52	906 20.1

The 2016-17 Lobos



Jalen Harris
6'2" - 156 lbs. - Freshman - Guard
Wilson, N.C. (Word of God Academy)

NOTEWORTHY :

- Played at same high school as UK standout and NBA star John Wall
- Rated a top-15 recruit in the state of North Carolina
- Leader on Word of God basketball team that was rated in top-40 in N.C.
- Played for John Wall's summer team

GAME-BY-GAME STATISTICS

Opponent	Date	GS	Min	FG-A	3FG-A	FT-A	O-D-TR	PF	A	TO	B	S	PTS
Idaho State	11-11-16	5	0-0	0-0	0-0	0-0-0	4	2	0	0	1	0	
Houston Baptist	11-14-16	23	4-4	1-1	4-6	0-1-1	1	4	3	0	1	13	
New Mexico State	11-18-16	15	0-2	0-0	0-0	0-3-3	2	1	2	0	2	0	
vs. Virginia Tech	11-24-16	16	2-3	0-0	1-1	0-0-0	1	3	1	0	0	5	
vs. CSUN	11-25-16	11	2-3	0-0	0-0	0-1-1	0	0	1	0	1	4	
vs. Dayton	11-27-16	13	0-0	0-0	0-0	0-0-0	2	1	1	0	0	0	
Abilene Christian	11-30-16	18	1-2	0-1	0-0	0-0-0	0	2	0	0	0	2	
at Illinois State	12-03-16	13	1-2	0-0	1-2	0-2-2	1	0	0	0	3	3	
UTEP	12-07-16	7	0-0	0-0	0-0	0-1-1	2	1	2	0	0	0	
at New Mexico S.	12-10-16	29	2-6	0-1	1-3	0-1-1	3	3	2	0	1	5	
Arkansas-Pine Bluff	12-17-16*	25	1-4	0-1	0-0	0-2-2	2	4	0	0	2	2	
at Arizona	12-20-16*	29	1-4	0-1	3-3	0-1-1	3	4	1	0	0	5	
Fresno State*	12-28-16*	27	2-4	0-0	5-6	0-2-2	2	3	1	0	1	9	
at San Diego State*	01-01-17												
at Utah State*	01-04-17												
Nevada*	01-07-17												
UNLV*	01-10-17												
at Colorado State*	01-14-17												
at Boise State*	01-17-17												
Wyoming*	01-21-17												
Utah State*	01-24-17												
at Nevada*	01-28-17												
at UNLV*	02-01-17												
San Jose State*	02-04-17												
at Air Force*	02-08-17												
Boise State*	02-14-17												
at Fresno State*	02-18-17												
Colorado State*	02-21-17												
at Wyoming*	02-25-17												
San Diego State*	03-04-17												

SEASON HIGHS

Points: 13 vs. Houston Baptist (11-14-16)
FG: 4 vs. Houston Baptist (11-14-16)
FGA: 6 vs. New Mexico State (12-10-16)
3FG: 1 (2x) Last time vs. Virginia Tech (11-24-16)
3FGA: 1 (6x) Last time vs. Arizona (12-20-16)
FT: 5 vs. Fresno State (12-28-16)
FTA: 6 (2x) Last time vs. Fresno State (12-28-16)
Rebounds: 3 vs. NMSU (11-18-16)
Assists: 4 (3x) Last time vs. Arizona (12-20-16)
Blocks: N/A
Steals: 3 vs. Illinois State (12-3-16)
Minutes Played: 29 (2x) Last time vs. Arizona (12-20-16)

CAREER HIGHS

Points: 13 vs. Houston Baptist (11-14-16)
FG: 4 vs. Houston Baptist (11-14-16)
FGA: 6 vs. New Mexico State (12-10-16)
3FG: 1 (2x) Last time vs. Virginia Tech (11-24-16)
3FGA: 1 (6x) Last time vs. Arizona (12-20-16)
FT: 5 vs. Fresno State (12-28-16)
FTA: 6 (2x) Last time vs. Fresno State (12-28-16)
Rebounds: 3 vs. NMSU (11-18-16)
Assists: 4 (3x) Last time vs. Arizona (12-20-16)
Blocks: N/A
Steals: 3 vs. Illinois State (12-3-16)
Minutes Played: 29 (2x) Last time vs. Arizona (12-20-16)

MISCELLANEOUS STATISTICS

	SEASON	CAREER
Double-Digit Scoring	1	1
Lead Team in Steals	1	1
Lead team in Assists	3	3

CAREER STATISTICS

			Total		3-Point		F-Throws		Rebounds											Scoring	
Season	gp-gs	min/avg	fg-fga	pct	fg-fga	pct	ft-fta	pct	off	def	tot	avg	pf	fo	ast	to	blk	stl	pts	avg	
2016-17	13-3	231/17.8	16-33	.485	1-5	.200	15-21	.714	0	14	14	1.1	23	0	28	14	0	12	48	3.7	
TOTAL	13-3	231/17.8	16-33	.485	1-5	.200	15-21	.714	0	14	14	1.1	23	0	28	14	0	12	48	3.7	

The 2016-17 Lobos



Obij Aget
7'1" - 220 lbs. - Senior - Center
Juba, South Sudan (La Lumiere HS)

NOTEWORTHY :

- Had career-high 16 points in win over CSUN on 11-25-16
- 64 percent shooter last season
- Six games with perfect field goal percentage last year
- Academic All-MW selection
- From a family of 12 children

GAME-BY-GAME STATISTICS

Opponent	Date	GS	Min	FG-A	3FG-A	FT-A	O-D-TR	PF	A	TO	B	S	PTS
Idaho State	11-11-16	*	20	2-3	0-0	0-0	0-3-3	1	0	0	3	0	4
Houston Baptist	11-14-16	*	17	0-1	0-0	2-2	0-1-1	1	1	0	0	0	2
New Mexico State	11-18-16	*	24	1-3	0-0	0-0	1-1-2	5	1	0	3	1	2
vs. Virginia Tech	11-24-16	*	14	2-5	0-0	1-1	0-3-3	0	0	0	1	0	5
vs. CSUN	11-25-16	*	19	6-6	0-0	4-5	1-1-2	4	1	0	0	1	16
vs. Dayton	11-27-16	*	9	1-1	0-0	0-0	2-1-3	1	0	0	0	0	2
Abilene Christian	11-30-16	*	18	4-6	0-0	4-5	2-3-5	1	0	0	0	0	12
at Illinois State	12-03-16	*	20	3-5	0-0	0-0	2-2-4	1	0	0	0	0	6
UTEP	12-07-16	*	24	4-5	0-0	1-2	1-3-4	0	0	0	1	1	9
at New Mexico S.	12-10-16	*	18	1-2	0-0	1-2	1-4-5	3	0	0	1	0	3
Arkansas-Pine Bluff	12-17-16		9	2-3	0-0	0-0	0-1-1	0	1	0	2	0	4
at Arizona	12-20-16		16	1-6	0-0	0-0	1-0-1	2	0	0	0	1	2
Fresno State*	12-28-16	*	23	6-8	0-0	0-0	2-4-6	4	1	2	1	1	12
at San Diego State*	01-01-17												
at Utah State*	01-04-17												
Nevada*	01-07-17												
UNLV*	01-10-17												
at Colorado State*	01-14-17												
at Boise State*	01-17-17												
Wyoming*	01-21-17												
Utah State*	01-24-17												
at Nevada*	01-28-17												
at UNLV*	02-01-17												
San Jose State*	02-04-17												
at Air Force*	02-08-17												
Boise State*	02-14-17												
at Fresno State*	02-18-17												
Colorado State*	02-21-17												
at Wyoming*	02-25-17												
San Diego State*	03-04-17												

SEASON HIGHS

Points: 16 vs. CSUN (11-25-16)
FG: 6 (2x) Last time vs. Fresno State (12-28-16)
FGA: 8 vs. Fresno State (12-28-16)
3FG: N/A
3FGA: N/A
FT: 4 (2x) vs. Abilene Christian (11-30-16)
FTA: 5 vs. Abilene Christian (11-30-16)
Rebounds: 6 vs. Fresno State (12-28-16)
Assists: 1 (5x) Last time vs. Fresno State (12-28-16)
Blocks: 3 (2x) vs. NMSU (11-18-16)
Steals: 1 (5x) Last time vs. Fresno State (12-28-16)
Minutes Played: 24 (2x) Last time vs. UTEP (12-7-16)

CAREER HIGHS

Points: 16 vs. CSUN (11-25-16)
FG: 7 vs. Nevada (12-30-15)
FGA: 11 vs. Wyoming (3-7-15)
3FG: N/A
3FGA: N/A
FT: 5 (2x) Last Time vs. Rice (12-19-15)
FTA: 8 vs. Rice (12-19-15)
Rebounds: 14 at Nevada (3-5-16)
Assists: 2 (2x) Last Time vs. Air Force (1-27-16)
Blocks: 5 vs. Rice (12-19-15)
Steals: 3 (2x) Last Time vs. Nevada (12-30-15)
Minutes Played: 42 vs. Wyoming (3-7-15)

MISCELLANEOUS STATISTICS

	SEASON	CAREER
Led Team in Scoring		4
Double-Digit Scoring	1	18
10+ Rebounds		8
Double-Doubles		8
Led Team in Rebounding		20
Led Team in Blocks	5	36
Led Team in Steals	1	4

CAREER STATISTICS

			Total		3-Point		F-Throws		Rebounds										Scoring	
Season	gp-gs	min/avg	fg-fga	pct	fg-fga	pct	ft-fa	pct	off	def	tot	avg	pf	fo	ast	to	blk	stl	pts	avg
2013-14	28-2	176/6.3	14-26	.538	0-0	.000	7-13	.538	13	24	37	1.3	30	1	2	7	5	1	35	1.3
2014-15	31-31	765/24.7	81-145	.559	0-0	.000	50-77	.649	60	108	168	5.4	80	4	8	43	42	16	212	6.8
2015-16	32-32	724/22.6	89-139	.640	0-0	.000	34-48	.708	67	115	182	5.7	98	3	11	44	38	7	212	6.6
2016-17	13-11	231/17.8	33-54	.611	0-0	.000	13-17	.765	13	27	40	3.1	23	1	5	2	12	5	79	6.1
TOTAL	104-76	1896/18.2	217-364	.596	0-0	.000	104-155	.671	153	274	427	4.1	231	9	26	96	97	29	538	5.2

The 2016-17 Lobos

14



Dane Kuiper
6'7" - 200 lbs. - Sophomore - Guard/Forward
Wasilla, Alaska (Corona del Sol HS (Ariz.))

NOTEWORTHY :

- Set career-highs of 15 points, field goals (6), field goals attempted (9), 3 pt FG (3), 3 pt FG attempts (5) at New Mexico State on 12-10-16
- Academic All-MW selection
- Rated as the top player in Arizona for the 2015 recruiting class
- Helped guide Tempe Corona del Sol to a pair of state championships
- One of five NCAA Division I players from the 2014-15 Corona del Sol Aztecs

GAME-BY-GAME STATISTICS

Opponent	Date	GS	Min	FG-A	3FG-A	FT-A	O-D-TR	PF	A	TO	B	S	PTS
Idaho State	11-11-16					DNP							
Houston Baptist	11-14-16					DNP							
New Mexico State	11-18-16					DNP							
vs. Virginia Tech	11-24-16	11	0-2	0-1	0-0	0-1-1	1	0	1	1	0	0	
vs. CSUN	11-25-16	2	0-1	0-0	0-0	0-0-0	0	0	0	0	0	0	
vs. Dayton	11-27-16	11	1-2	1-1	0-0	0-2-2	4	2	1	0	1	3	
Abilene Christian	11-30-16 *	16	0-4	0-2	4-4	2-0-2	0	2	1	0	1	4	
at Illinois State	12-03-16	14	3-5	0-1	0-0	0-0-0	0	0	0	0	0	6	
UTEP	12-07-16	6	1-1	1-1	1-2	0-3-3	1	0	1	0	1	4	
at New Mexico S.	12-10-16	23	6-9	3-5	0-0	1-2-3	4	2	2	0	2	15	
Arkansas-Pine Bluff	12-17-16 *	25	5-9	3-6	1-1	1-3-4	1	3	3	1	2	14	
at Arizona	12-20-16 *	19	1-8	1-5	0-0	3-0-3	4	1	0	0	0	3	
Fresno State*	12-28-16 *	22	3-6	2-4	2-2	0-2-2	5	1	0	0	1	10	
at San Diego State*	01-01-17												
at Utah State*	01-04-17												
Nevada*	01-07-17												
UNLV*	01-10-17												
at Colorado State*	01-14-17												
at Boise State*	01-17-17												
Wyoming*	01-21-17												
Utah State*	01-24-17												
at Nevada*	01-28-17												
at UNLV*	02-01-17												
San Jose State*	02-04-17												
at Air Force*	02-08-17												
Boise State*	02-14-17												
at Fresno State*	02-18-17												
Colorado State*	02-21-17												
at Wyoming*	02-25-17												
San Diego State*	03-04-17												

SEASON HIGHS

Points: 15 vs. New Mexico State (12-10-16)
FG: 6 vs. New Mexico State (12-10-16)
FGA: 9 (2x) vs. UAPB (12-17-16)
3FG: 3 (2x) vs. UAPB (12-17-16)
3FGA: 6 vs. UAPB (12-17-16)
FT: 4 vs. Abilene Christian (11-30-16)
FTA: 4 vs. Abilene Christian (11-30-16)
Rebounds: 4 vs. UAPB (12-17-16)
Assists: 3 vs. UAPB (12-17-16)
Blocks: 1 (2x) vs. UAPB (12-17-16)
Steals: 2 (2x) vs. UAPB (12-17-16)
Minutes Played: 25 vs. UAPB (12-17-16)

CAREER HIGHS

Points: 15 vs. New Mexico State (12-10-16)
FG: 6 vs. New Mexico State (12-10-16)
FGA: 9 (2x) vs. UAPB (12-17-16)
3FG: 3 (2x) vs. UAPB (12-17-16)
3FGA: 6 vs. UAPB (12-17-16)
FT: 4 vs. Abilene Christian (11-30-16)
FTA: 4 vs. Abilene Christian (11-30-16)
Rebounds: 4 (2x) vs. UAPB (12-17-16)
Assists: 4 at San Jose State (1-26-16)
Blocks: 2, Twice
Steals: 2 (3x) vs. UAPB (12-17-16)
Minutes Played: 28 at San Jose State (1-26-16)


MISCELLANEOUS STATISTICS

	SEASON	CAREER
Double-Digit Scoring	2	3
Led Team in Assists		2
Led Team in Blocks		1
Led Team in Steals	2	2

CAREER STATISTICS

Season	gp-gs	min/avg	Total fg-fga pct	3-Point fg-fga pct	F-Throws ft-fla pct	Rebounds off def tot avg	pf fo ast to blk stl	Scoring pts avg
2015-16	25-0	207/8.3	12-37 .324	6-18 .333	7-9 .778	3 23 26 1.0	22 1 20 9 8 6	37 1.5
2016-17	10-4	149/14.9	20-47 .426	11-26 .423	8-9 .889	7 13 20 2.0	20 1 11 9 2 8	59 5.9
TOTAL	35-4	356/10.2	32-84 .381	17-44 .386	15-18 .833	10 36 46 1.3	42 2 31 18 10 14	96 2.7

The 2016-17 Lobos



Sam Logwood
6'7" - 210 lbs. - Junior - Guard/Forward
Indianapolis, Ind. (La Lumiere HS)

NOTEWORTHY :

- Had career high 20 points in season opener against Idaho State
- Career highs of three blocks, four steals at San Diego State last year
- Career highs of seven boards, five assists against Wyoming last year
- Academic All-MW selection in 2015

GAME-BY-GAME STATISTICS

Opponent	Date	GS	Min	FG-A	3FG-A	FT-A	O-D-TR	PF	A	TO	B	S	PTS
Idaho State	11-11-16 *	32	7-10	1-2	5-5	1-2-3	2 4 3	0 1 20					
Houston Baptist	11-14-16 *	26	3-5	1-2	2-2	0-6-6	1 2 0	0 1 9					
New Mexico State	11-18-16 *	29	5-7	0-0	2-4	0-4-4	0 4 2	0 0 12					
vs. Virginia Tech	11-24-16 *	24	2-6	0-0	0-1	1-2-3	2 2 1	0 0 4					
vs. CSUN	11-25-16 *	29	5-6	0-0	3-4	0-0-0	3 1 0	1 1 13					
vs. Dayton	11-27-16 *	19	0-3	0-0	3-4	0-2-2	1 1 2	0 0 3					
Abilene Christian	11-30-16				DNP								
at Illinois State	12-03-16 *	21	1-3	1-1	2-2	1-3-4	0 2 2	0 0 5					
UTEP	12-07-16 *	27	4-7	1-2	2-4	1-1-2	0 6 1	0 0 11					
at New Mexico S.	12-10-16 *	11	0-2	0-0	0-0	1-1-2	1 0 2	0 0 0					
Arkansas-Pine Bluff	12-17-16	19	1-4	0-2	3-4	3-3-6	1 2 2	0 4 5					
at Arizona	12-20-16	10	0-2	0-0	0-0	0-0-0	0 1 1	0 1 0					
Fresno State*	12-28-16 *	28	0-4	0-0	1-2	1-5-6	1 0 3	0 1 1					
at San Diego State*	01-01-17												
at Utah State*	01-04-17												
Nevada*	01-07-17												
UNLV*	01-10-17												
at Colorado State*	01-14-17												
at Boise State*	01-17-17												
Wyoming*	01-21-17												
Utah State*	01-24-17												
at Nevada*	01-28-17												
at UNLV*	02-01-17												
San Jose State*	02-04-17												
at Air Force*	02-08-17												
Boise State*	02-14-17												
at Fresno State*	02-18-17												
Colorado State*	02-21-17												
at Wyoming*	02-25-17												
San Diego State*	03-04-17												

SEASON HIGHS

Points: 20 vs. Idaho State (11-11-16)
FG: 7 vs. Idaho State (11-11-16)
FGA: 10 vs. Idaho State (11-11-16)
3FG: 1 (4x) Last time vs. UTEP (12-7-16)
3FGA: 2 (4x) Last time vs. UAPB (12-17-16)
FT: 5 vs. Idaho State (11-11-16)
FTA: 5 vs. Idaho State (11-11-16)
Rebounds: 6 (2x) Last time vs. Fresno State (12-28-16)
Assists: 6 vs. UTEP (12-7-16)
Blocks: 1 vs. CSUN (11-25-16)
Steals: 4 vs. UAPB (12-17-16)
Minutes Played: 32 vs. Idaho State (11-11-16)

CAREER HIGHS

Points: 20 vs. Idaho State (11-11-16)
FG: 7 vs. Idaho State (11-11-16)
FGA: 11 (2x) Last Time vs. Nevada (3-10-16)
3FG: 2 (6x) Last Time vs. Nevada (3-10-16)
3FGA: 6 vs. Air Force (3-11-15)
FT: 5 (2x) Last Time vs. Idaho State (11-11-16)
FTA: 6 vs. Air Force (1-14-15)
Rebounds: 7 (4x) Last Time at Nevada (3-5-16)
Assists: 6 vs. UTEP (12-7-16)
Blocks: 3 at San Diego State (2-6-16)
Steals: 4 (2x) Last time vs. UAPB (12-17-16)
Minutes Played: 41 at San Diego State (2-6-16)

MISCELLANEOUS STATISTICS

	SEASON	CAREER
Led Team in Scoring	1	3
Double-Digit Scoring	4	14
Led Team in Rebounding	1	3
Led Team in Steals	2	14
Led Team in Blocks		5
Led Team in Assists	2	8

CAREER STATISTICS

Season	gp-gs	min/avg	Total fg-fga pct	3-Point fg-fga pct	F-Throws ft-fga pct	Rebounds off def tot avg	pf fo ast to blk stl	Scoring pts avg
2014-15	28-16	572/20.4	57-145 .393	17-55 .309	40-55 .727	24 52 76 2.7	46 0 31 29 3 9	171 6.1
2015-16	32-32	836/26.1	75-171 .439	17-43 .395	35-60 .583	37 93 130 4.1	78 2 58 49 14 24	202 6.3
2016-17	12-10	275/22.9	28-59 .475	4-9 .444	23-32 .719	9 29 38 3.2	12 0 25 19 1 9	83 6.9
TOTAL	72-58	1683/23.4	160-375 .427	38-107 .355	98-147 .667	70 174 244 3.4	136 2 114 97 18 42	456 6.3

The 2016-17 Lobos



Xavier Adams
6'4" - 205 lbs. - Junior - Guard
Flower Mound, Texas (Edward S. Marcus HS)

NOTEWORTHY:

- Team's leading scorer off the bench last season
- Had a career-high 14 points against Nevada and Air Force last year
- Rated among top 15 players in the state of Texas as a high school senior

GAME-BY-GAME STATISTICS

Opponent	Date	GS	Min	FG-A	3FG-A	FT-A	O-D-TR	PF	A	TO	B	S	PTS
Idaho State	11-11-16	14	2-4	0-0	2-4	2-1-3	1	0	1	0	0	6	
Houston Baptist	11-14-16	13	2-2	0-0	7-10	0-1-1	2	0	0	0	1	11	
New Mexico State	11-18-16	3	0-1	0-1	0-0	0-0-0	0	0	0	0	1	0	
vs. Virginia Tech	11-24-16	11	0-1	0-0	2-2	0-1-1	5	0	1	0	1	2	
vs. CSUN	11-25-16	6	1-2	0-0	4-4	0-3-3	1	0	0	0	0	6	
vs. Dayton	11-27-16	9	0-1	0-0	0-0	0-1-1	2	0	1	0	1	0	
Abilene Christian	11-30-16	20	3-4	0-0	4-5	2-3-5	1	0	2	0	0	10	
at Illinois State	12-03-16	15	1-4	0-1	0-0	0-2-2	4	0	0	0	0	2	
UTEP	12-07-16	15	0-3	0-1	4-4	1-1-2	2	0	0	0	1	4	
at New Mexico S.	12-10-16	10	1-3	0-0	0-0	0-1-1	1	0	0	0	0	2	
Arkansas-Pine Bluff	12-17-16	16	1-2	0-0	2-2	1-5-6	1	1	1	1	3	4	
at Arizona	12-20-16	10	1-3	0-1	0-0	0-2-2	0	0	2	0	0	2	
Fresno State*	12-28-16	12	0-0	0-0	2-2	1-0-1	0	0	1	0	2	2	
at San Diego State*	01-01-17												
at Utah State*	01-04-17												
Nevada*	01-07-17												
UNLV*	01-10-17												
at Colorado State*	01-14-17												
at Boise State*	01-17-17												
Wyoming*	01-21-17												
Utah State*	01-24-17												
at Nevada*	01-28-17												
at UNLV*	02-01-17												
San Jose State*	02-04-17												
at Air Force*	02-08-17												
Boise State*	02-14-17												
at Fresno State*	02-18-17												
Colorado State*	02-21-17												
at Wyoming*	02-25-17												
San Diego State*	03-04-17												

SEASON HIGHS

Points: 11 vs. Houston Baptist (11-14-16)
FG: 3 vs. Abilene Christian (11-30-16)
FGA: 4 (3x) vs. Illinois State (12-3-16)
3FG: N/A
3FGA: 1 (4x) Last time vs. Arizona (12-20-16)
FT: 7 vs. Houston Baptist (11-14-16)
FTA: 10 vs. Houston Baptist (11-14-16)
Rebounds: 6 vs. UAPB (12-17-16)
Assists: 1 vs. UAPB (12-17-16)
Blocks: 1 vs. UAPB (12-17-16)
Steals: 3 vs. UAPB (12-17-16)
Minutes Played: 20 vs. Abilene Christian (11-30-16)

CAREER HIGHS

Points: 14 (2x) Last Time vs. Air Force (1-27-16)
FG: 5 (3x) Last Time vs. Air Force (1-27-16)
FGA: 8 (3x) Last Time vs. Wyoming (1-16-16)
3FG: 2 vs. Fresno State (12-31-14)
3FGA: 4 vs. ULM (12-13-14)
FT: 7 vs. Houston Baptist (11-14-16)
FTA: 10 vs. Houston Baptist (11-14-16)
Rebounds: 7 (2x) Last Time at Nevada (3-5-16)
Assists: 3 (3x) Last Time vs. Air Force (1-27-16)
Blocks: 2 (2x) Last Time at UNLV (1-12-16)
Steals: 3 (2x) Last time vs. UAPB (12-17-16)
Minutes Played: 27 at Grand Canyon (12-23-14)

MISCELLANEOUS STATISTICS

	SEASON	CAREER
Double-Digit Scoring	1	4
Led Team in Steals	2	9
Led Team in Blocks		6
Led Team in Assists		
Led Team in Rebounding	1	1

CAREER STATISTICS

			Total		3-Point		F-Throws		Rebounds										Scoring	
Season	gp-gs	min/avg	fg-fga	pct	fg-fga	pct	ft-fa	pct	off	def	tot	avg	pf	fo	ast	to	blk	stl	pts	avg
2014-15	30-11	357/11.9	35-78	.449	9-31	.290	19-38	.500	20	37	57	1.9	40	1	18	24	9	9	98	3.3
2015-16	32-3	446/13.9	50-102	.490	4-24	.167	42-63	.667	33	49	82	2.6	88	1	32	34	8	16	146	4.6
2016-17	13-0	154/11.8	12-30	.400	0-4	.000	27-34	.794	7	21	28	2.2	20	1	1	8	1	10	51	3.9
TOTAL	75-14	957/12.8	97-210	.462	13-59	.220	88-135	.652	60	107	167	2.2	148	3	51	66	18	35	295	3.9

The 2016-17 Lobos



Holt Shelley
6-9 - 221 lbs. - Freshman - Forward
Cliff, N.M. (Cliff HS)

NOTEWORTHY :

- One of two walk-ons from the state of New Mexico
- Part of three New Mexico State Basketball Championships ('13,'14,'15)
- Two-time Class A Player of the Year, two-time First Team All-State
- 2016 New Mexico Preps No. 1 recruit
- Played for the Danny Granger Hurricanes summer team

GAME-BY-GAME STATISTICS

Opponent	Date	GS	Min	FG-A	3FG-A	FT-A	O-D-TR	PF	A	TO	B	S	PTS
Idaho State	11-11-16					DNP							
Houston Baptist	11-14-16					DNP							
New Mexico State	11-18-16					DNP							
vs. Virginia Tech	11-24-16					DNP							
vs. CSUN	11-25-16					DNP							
vs. Dayton	11-27-16					DNP							
Abilene Christian	11-30-16					DNP							
at Illinois State	12-03-16					DNP							
UTEP	12-07-16					DNP							
at New Mexico S.	12-10-16					DNP							
Arkansas-Pine Bluff	12-17-16					DNP							
at Arizona	12-20-16					DNP							
Fresno State*	12-28-16					DNP							
at San Diego State*	01-01-17												
at Utah State*	01-04-17												
Nevada*	01-07-17												
UNLV*	01-10-17												
at Colorado State*	01-14-17												
at Boise State*	01-17-17												
Wyoming*	01-21-17												
Utah State*	01-24-17												
at Nevada*	01-28-17												
at UNLV*	02-01-17												
San Jose State*	02-04-17												
at Air Force*	02-08-17												
Boise State*	02-14-17												
at Fresno State*	02-18-17												
Colorado State*	02-21-17												
at Wyoming*	02-25-17												
San Diego State*	03-04-17												

SEASON HIGHS

Points: N/A
FG: N/A
FGA: N/A
3FG: N/A
3FGA: N/A
FT: N/A
FTA: N/A
Rebounds: N/A
Assists: N/A
Blocks: N/A
Steals: N/A
Minutes Played: N/A

CAREER HIGHS

Points: N/A
FG: N/A
FGA: N/A
3FG: N/A
3FGA: N/A
FT: N/A
FTA: N/A
Rebounds: N/A
Assists: N/A
Blocks: N/A
Steals: N/A
Minutes Played: N/A

MISCELLANEOUS STATISTICS

CAREER STATISTICS

The 2016-17 Lobos



Joe Furstinger
6'9" - 210 lbs. - Junior - Forward
Rancho Santa Margarita, Calif. (Santa Margarita HS)

NOTEWORTHY :

- Scored career-high nine points and had career-high 11 rebounds against Illinois State on 12-3-16
- Had a career-high three field goals made in CSUN win on 11-25-16
- Led all UNM bigs in assists by a wide margin last season
- Played at the same high school as the Warrior's Klay Thompson

GAME-BY-GAME STATISTICS

Opponent	Date	GS	Min	FG-A	3FG-A	FT-A	O-D-TR	PF	A	TO	B	S	PTS
Idaho State	11-11-16					DNP							
Houston Baptist	11-14-16					DNP							
New Mexico State	11-18-16	12	2-2	0-0	3-5	2-1-3	2	0	0	0	0	7	
vs. Virginia Tech	11-24-16	2	0-0	0-0	0-0	0-0-0	1	0	0	0	0	0	
vs. CSUN	11-25-16	8	3-3	0-0	0-0	1-0-1	2	0	0	0	0	6	
vs. Dayton	11-27-16	19	1-1	0-0	0-0	0-1-1	3	1	0	1	0	2	
Abilene Christian	11-30-16	13	2-2	0-0	0-0	0-4-4	0	4	0	1	0	4	
at Illinois State	12-03-16*	28	3-4	0-0	3-5	4-7-11	2	0	2	2	1	9	
UTEP	12-07-16*	25	2-4	0-0	2-2	0-3-3	3	0	2	1	1	6	
at New Mexico S.	12-10-16	7	0-1	0-0	0-0	1-0-1	5	0	1	0	0	0	
Arkansas-Pine Bluff	12-17-16*	20	0-2	0-0	5-6	1-3-4	2	1	1	4	1	5	
at Arizona	12-20-16*	12	0-3	0-0	0-0	4-4-8	4	0	2	2	1	0	
Fresno State*	12-28-16					DNP							
at San Diego State*	01-01-17												
at Utah State*	01-04-17												
Nevada*	01-07-17												
UNLV*	01-10-17												
at Colorado State*	01-14-17												
at Boise State*	01-17-17												
Wyoming*	01-21-17												
Utah State*	01-24-17												
at Nevada*	01-28-17												
at UNLV*	02-01-17												
San Jose State*	02-04-17												
at Air Force*	02-08-17												
Boise State*	02-14-17												
at Fresno State*	02-18-17												
Colorado State*	02-21-17												
at Wyoming*	02-25-17												
San Diego State*	03-04-17												

SEASON HIGHS

Points: 9 vs. Illinois State (12-3-16)
FG: 3 (2x) vs. Illinois State (12-3-16)
FGA: 4 (2x) Last time vs. UTEP (12-7-16)
3FG: N/A
3FGA: N/A
FT: 5 vs. UAPB (12-17-16)
FTA: 6 vs. UAPB (12-17-16)
Rebounds: 11 vs. Illinois State (12-3-16)
Assists: 4 vs. Abilene Christian (11-30-16)
Blocks: 4 vs. UAPB (12-17-16)
Steals: 1 (4x) Last time vs. Arizona (12-20-16)
Minutes Played: 28 vs. Illinois State (12-3-16)

CAREER HIGHS

Points: 9 vs. Illinois State (12-3-16)
FG: 3 (2x) vs. Illinois State (12-3-16)
FGA: 6 (2x) Last Time at San Jose State (1-23-16)
3FG: 1 vs. New Mexico State (12-3-14)
3FGA: 2 at Valparaiso (12-6-14)
FT: 5 vs. UAPB (12-17-16)
FTA: 6 vs. UAPB (12-17-16)
Rebounds: 11 vs. Illinois State (12-3-16)
Assists: 4 vs. Abilene Christian (11-30-16)
Blocks: 4 (2x) Last time vs. UAPB (12-17-16)
Steals: 2 (3x) Last Time at San Jose State (1-23-16)
Minutes Played: 28 vs. Illinois State (12-3-16)

MISCELLANEOUS STATISTICS

	SEASON	CAREER
Led Team in Rebounding	2	3
Led Team in Assists	1	2
Led Team in Blocks	6	14
Led Team in Steals	1	5

CAREER STATISTICS

Season	gp-gs	min/avg	Total fg-fga pct	3-Point fg-fga pct	F-Throws ft-fa pct	Rebounds off def tot avg	pf	fo	ast	to	blk	stl	Scoring pts avg
2014-15	29-0	360/12.4	24-67 .358	1-10 .100	20-35 .571	20 37 57 2.0	53	1	22	16	15	4	69 2.4
2015-16	29-0	334/11.5	14-43 .326	0-1 .000	18-29 .621	15 41 56 1.9	55	0	13	16	19	15	46 1.6
2016-17	10-4	146/14.6	13-22 .591	0-0 .000	13-18 .722	13 23 36 3.6	25	1	6	8	11	4	39 3.9
TOTAL	68-4	840/12.4	51-132 .386	1-11 .091	51-82 .622	48 101 149 2.2	133	2	41	40	45	23	154 2.3

The 2016-17 Lobos



24 Damien Jefferson
6'5" -190 lbs. - Freshman - Guard/Forward
East Chicago, Ill. (East Chicago Central HS)

NOTEWORTHY :

- Picked up a season-high 12 points against Illinois State on 12-3-16
- Led high school team to sectional championship as a senior
- Finished with 31 points and 10 rebounds in sectional championship
- Rated top 150 player in his class nationally by Rivals.com
- Father Everette "Highway" Jefferson played at UNM from 1979-80

GAME-BY-GAME STATISTICS

Opponent	Date	GS	Min	FG-A	3FG-A	FT-A	O-D-TR	PF	A	TO	B	S	PTS
Idaho State	11-11-16	8	1-5	0-3	0-1	0-0-0	0	1	0	0	0	0	2
Houston Baptist	11-14-16	11	2-5	0-1	1-2	0-2-2	1	3	0	1	0	5	
New Mexico State	11-18-16	13	3-6	0-1	1-5	1-1-2	4	0	1	0	4	7	
vs. Virginia Tech	11-24-16	10	1-2	0-1	2-2	0-0-0	2	1	1	0	0	4	
vs. CSUN	11-25-16	12	1-5	0-1	0-0	1-4-5	1	3	3	0	0	2	
vs. Dayton	11-27-16	12	4-5	1-1	0-1	0-6-6	2	0	2	0	0	9	
Abilene Christian	11-30-16	18	1-5	0-2	1-2	0-2-2	1	2	1	0	0	3	
at Illinois State	12-03-16	17	4-6	0-1	4-4	1-3-4	2	0	4	0	0	12	
UTEP	12-07-16	8	0-2	0-0	0-0	0-0-0	1	0	2	0	0	0	
at New Mexico S.	12-10-16	15	3-5	0-1	3-4	0-1-1	1	0	0	0	0	9	
Arkansas-Pine Bluff	12-17-16				DNP								
at Arizona	12-20-16	9	1-4	0-1	0-0	0-0-0	2	1	1	0	1	2	
Fresno State*	12-28-16				DNP								
at San Diego State*	01-01-17												
at Utah State*	01-04-17												
Nevada*	01-07-17												
UNLV*	01-10-17												
at Colorado State*	01-14-17												
at Boise State*	01-17-17												
Wyoming*	01-21-17												
Utah State*	01-24-17												
at Nevada*	01-28-17												
at UNLV*	02-01-17												
San Jose State*	02-04-17												
at Air Force*	02-08-17												
Boise State*	02-14-17												
at Fresno State*	02-18-17												
Colorado State*	02-21-17												
at Wyoming*	02-25-17												
San Diego State*	03-04-17												

SEASON HIGHS

Points: 12 vs. Illinois State (12-3-16)
FG: 4 (2x) vs. Illinois State (12-3-16)
FGA: 6 (2x) vs. Illinois State (12-3-16)
3FG: 1 vs. Dayton (11-27-16)
3FGA: 3 vs. Idaho State (11-11-16)
FT: 4 vs. Illinois State (12-3-16)
FTA: 5 vs. NMSU (11-18-16)
Rebounds: 6 vs. Dayton (11-27-16)
Assists: 3 (2x) Last time vs. CSUN (11-25-16)
Blocks: 1 vs. Houston Baptist (11-14-16)
Steals: 4 vs. NMSU (11-18-16)
Minutes Played: 18 vs. Abilene Christian (11-30-16)

CAREER HIGHS

Points: 12 vs. Illinois State (12-3-16)
FG: 4 (2x) vs. Illinois State (12-3-16)
FGA: 6 (2x) vs. Illinois State (12-3-16)
3FG: 1 vs. Dayton (11-27-16)
3FGA: 3 vs. Idaho State (11-11-16)
FT: 4 vs. Illinois State (12-3-16)
FTA: 5 vs. NMSU (11-18-16)
Rebounds: 6 vs. Dayton (11-27-16)
Assists: 3 (2x) Last time vs. CSUN (11-25-16)
Blocks: 1 vs. Houston Baptist (11-14-16)
Steals: 4 vs. NMSU (11-18-16)
Minutes Played: 18 vs. Abilene Christian (11-30-16)

MISCELLANEOUS STATISTICS

	SEASON	CAREER
Lead Team in Blocks	1	1
Lead Team in Steals	2	2
Lead Team in Rebounds	1	1
Double-Digit Scoring	1	1

CAREER STATISTICS

Season	gp-gs	min/avg	Total fg-fga	pct	3-Point fg-fga	pct	F-Throws ft-fga	pct	Rebounds off	def	tot	avg	pf	fo	ast	to	blk	stl	Scoring pts	avg
2016-17	11-0	133/12.1	21-50	.420	1-13	.077	12-21	.571	3	19	22	2.0	17	0	11	15	1	5	55	5.0
TOTAL	11-0	133/12.1	21-50	.420	1-13	.077	12-21	.571	3	19	22	2.0	17	0	11	15	1	5	55	5.0

The 2016-17 Lobos



Adam Cumber
6'2" - 185 lbs. - RS-Sophomore - Guard
Albuquerque, N.M. (Sandia HS)

NOTEWORTHY :

- Took first shot attempt last season against Air Force
- Had decorated prep career at Sandia High School
- 5A Second Team All-State selection for the Matadors as a senior
- Led the state of New Mexico in assists as a senior
- One of two walk-ons from state of New Mexico

GAME-BY-GAME STATISTICS

Opponent	Date	GS	Min	FG-A	3FG-A	FT-A	O-D-TR	PF	A	TO	B	S	PTS
Idaho State	11-11-16					DNP							
Houston Baptist	11-14-16					DNP							
New Mexico State	11-18-16					DNP							
vs. Virginia Tech	11-24-16					DNP							
vs. CSUN	11-25-16					DNP							
vs. CSUN	11-27-16					DNP							
Abilene Christian	11-30-16					DNP							
at Illinois State	12-03-16					DNP							
UTEP	12-07-16					DNP							
at New Mexico S.	12-10-16					DNP							
Arkansas-Pine Bluff	12-17-16	2		0-0	0-0	0-0	0-0-0	0	0	0	0	0	0
at Arizona	12-20-16					DNP							
Fresno State*	12-28-16					DNP							
at San Diego State*	01-01-17												
at Utah State*	01-04-17												
Nevada*	01-07-17												
UNLV*	01-10-17												
at Colorado State*	01-14-17												
at Boise State*	01-17-17												
Wyoming*	01-21-17												
Utah State*	01-24-17												
at Nevada*	01-28-17												
at UNLV*	02-01-17												
San Jose State*	02-04-17												
at Air Force*	02-08-17												
Boise State*	02-14-17												
at Fresno State*	02-18-17												
Colorado State*	02-21-17												
at Wyoming*	02-25-17												
San Diego State*	03-04-17												

SEASON HIGHS

Points: N/A
FG: N/A
FGA: N/A
3FG: N/A
3FGA: N/A
FT: N/A
FTA: N/A
Rebounds: N/A
Assists: N/A
Blocks: N/A
Steals: N/A
Minutes Played: 2 vs. UAPB (12-17-16)

CAREER HIGHS

Points:
FG:
FGA: 1 vs. Air Force (1-27-16)
3FG:
3FGA: 1 vs. Air Force (1-27-16)
FT:
FTA:
Rebounds:
Assists:
Blocks:
Steals:
Minutes Played: 2 vs. UAPB (12-17-16)

MISCELLANEOUS STATISTICS

CAREER STATISTICS

Season	gp-gs	min/avg	Total fg-fga	pct	3-Point fg-fga	pct	F-Throws ft-fga	pct	Rebounds off def tot	avg	pf	fo	ast	to	blk	stl	Scoring pts	avg
2015-16	2-0	2/1.0	0-1	.000	0-1	.000	0-0	.000	0 0 0	0.0	0	0	0	0	0	0	0	0.0
2016-17	1-0	2/2.0	0-0	.000	0-0	.000	0-0	.000	0 0 0	0.0	0	0	0	0	0	0	0	0.0
TOTAL	3-0	4/1.5	0-1	.000	0-1	.000	0-0	.000	0 0 0	0.0	0	0	0	0	0	0	0	0.0

The 2016-17 Lobos



Anthony Mathis
6'3" - 170 lbs. - Sophomore - Guard
West Linn, Ore. (West Linn HS)

NOTEWORTHY :

- Scored 16 points in 15 minutes, both career bests, against Air Force last season
- Part of back-to-back-to-back 6A Oregon state championships
- 6A Second Team All-State as a senior
- First Team All-State selection as a junior

GAME-BY-GAME STATISTICS

Opponent	Date	GS	Min	FG-A	3FG-A	FT-A	O-D-TR	PF	A	TO	B	S	PTS
Idaho State	11-11-16	4	1-2	1-2	3-3	0-0-0	1	0	0	0	0	0	6
Houston Baptist	11-14-16	1	0-0	0-0	0-0	0-0-0	0	0	1	0	0	0	0
New Mexico State	11-18-16					DNP							
vs. Virginia Tech	11-24-16					DNP							
vs. CSUN	11-25-16					DNP							
vs. Dayton	11-27-16					DNP							
Abilene Christian	11-30-16	3	0-1	0-1	0-0	0-0-0	0	0	0	0	0	0	0
at Illinois State	12-03-16					DNP							
UTEP	12-07-16	4	0-0	0-0	0-0	0-1-1	0	0	0	0	0	0	0
at New Mexico S.	12-10-16					DNP							
Arkansas-Pine Bluff	12-17-16	4	0-2	0-2	0-0	0-2-2	0	0	1	0	0	0	0
at Arizona	12-20-16					DNP							
Fresno State*	12-28-16					DNP							
at San Diego State*	01-01-17												
at Utah State*	01-04-17												
Nevada*	01-07-17												
UNLV*	01-10-17												
at Colorado State*	01-14-17												
at Boise State*	01-17-17												
Wyoming*	01-21-17												
Utah State*	01-24-17												
at Nevada*	01-28-17												
at UNLV*	02-01-17												
San Jose State*	02-04-17												
at Air Force*	02-08-17												
Boise State*	02-14-17												
at Fresno State*	02-18-17												
Colorado State*	02-21-17												
at Wyoming*	02-25-17												
San Diego State*	03-04-17												

SEASON HIGHS

Points: 6 vs. Idaho State (11-11-16)
FG: 1 vs. Idaho State (11-11-16)
FGA: 2 (2x) Last time vs. UAPB (12-17-16)
3FG: 1 vs. Idaho State (11-11-16)
3FGA: 2 (2x) Last time vs. UAPB (12-17-16)
FT: 1 vs. Idaho State (11-11-16)
FTA: 1 vs. Idaho State (11-11-16)
Rebounds: 2 vs. UAPB (12-17-16)
Assists: N/A
Blocks: N/A
Steals: N/A
Minutes Played: 4 (3x) Last time vs. UAPB

CAREER HIGHS

Points: 16 vs. Air Force (1-27-16)
FG: 4 vs. Air Force (1-27-16)
FGA: 7 vs. Nicholls State (11-25-15)
3FG: 3 vs. Air Force (1-27-16)
3FGA: 4 vs. Air Force (1-27-16)
FT: 5 vs. Air Force (1-27-16)
FTA: 5 vs. Air Force (1-27-16)
Rebounds: 2, Twice
Assists: 2 vs. Texas Southern (11-13-15)
Blocks:
Steals: 1, Seven times
Minutes Played: 15 vs. Air Force (1-27-16)

MISCELLANEOUS STATISTICS

SEASON

Double Digit Scoring
Led Team in Steals

CAREER

1
2

CAREER STATISTICS

			Total		3-Point		F-Throws		Rebounds											Scoring	
Season	gp-gs	min/avg	fg-fga	pct	fg-fga	pct	ft-fga	pct	off	def	tot	avg	pf	fo	ast	to	blk	stl	pts	avg	
2015-16	25-0	164/6.6	17-44	.386	12-34	.353	11-12	.917	2	11	13	0.5	25	0	9	12	0	7	57	2.3	
2016-17	5-0	16/3.2	1-5	.200	1-5	.200	3-3	1.000	0	3	3	0.6	1	0	0	2	0	0	6	1.2	
TOTAL	30-0	180/6.0	18-49	.367	13-39	.333	14-15	.933	2	14	16	0.5	26	0	9	14	0	7	63	2.1	

NEW MEXICO BASKETBALL
WWW.GOLOBOS.COM

The 2016-17 Lobos

32



Tim Williams
6'8" - 240 lbs. - RS-Senior - Forward
Flossmoor, Ill. (Samford)

NOTEWORTHY:

- Wooden Legacy Classic All-Tournament Team Honoree
- Had three double-doubles in first six games
- Scored career-high 31 points in 95-79 win over Houston Baptist (11-14-16)
- Named to Preseason All-Mountain West Team
- 1,756 career points scored between UNM and Samford
- All-Southern Conference First Team in 2013-14 at Samford

GAME-BY-GAME STATISTICS

SEASON HIGHS

Opponent	Date	GS	Min	FG-A	3FG-A	FT-A	O-D-TR	PF	A	TO	B	S	PTS
Idaho State	11-11-16	*	31	7-11	0-0	4-7	5-6-11	2	0	1	0	1	18
Houston Baptist	11-14-16	*	33	10-11	0-0	11-12	2-9-11	1	1	3	0	0	31
New Mexico State	11-18-16	*	35	5-11	0-0	10-13	1-3-4	1	0	2	0	0	20
vs. Virginia Tech	11-24-16	*	37	8-13	0-1	3-4	6-5-11	1	1	1	2	0	19
vs. CSUN	11-25-16	*	36	7-12	0-0	7-7	2-4-6	2	2	2	2	1	21
vs. Dayton	11-27-16	*	38	7-13	0-0	2-3	0-5-5	1	2	3	1	1	16
Abilene Christian	11-30-16	*	16	3-4	0-0	2-3	0-0-0	2	1	2	0	1	8
at Illinois State	12-03-16					DNP							
UTEP	12-07-16					DNP							
at New Mexico S.	12-10-16	*	33	6-9	0-0	3-5	4-4-8	3	0	3	0	1	15
Arkansas-Pine Bluff	12-17-16	*	20	7-10	0-0	5-5	0-4-4	4	1	1	0	0	19
at Arizona	12-20-16	*	36	7-16	0-0	0-2	3-5-8	2	2	1	0	0	14
Fresno State*	12-28-16	*	33	7-15	0-1	4-6	2-5-7	0	4	0	0	2	18
at San Diego State*	01-01-17												
at Utah State*	01-04-17												
Nevada*	01-07-17												
UNLV*	01-10-17												
at Colorado State*	01-14-17												
at Boise State*	01-17-17												
Wyoming*	01-21-17												
Utah State*	01-24-17												
at Nevada*	01-28-17												
at UNLV*	02-01-17												
San Jose State*	02-04-17												
at Air Force*	02-08-17												
Boise State*	02-14-17												
at Fresno State*	02-18-17												
Colorado State*	02-21-17												
at Wyoming*	02-25-17												
San Diego State*	03-04-17												

Points: 31 vs. Houston Baptist (11-14-16)

FG: 10 vs. Houston Baptist (11-14-16)

FGA: 16 vs. Arizona (12-20-16)

3FG: N/A

3FGA: 1 (2x) Last time vs. Fresno State (12-28-16)

FT: 11 vs. Houston Baptist (11-14-16)

FTA: 13 vs. NMSU (11-18-16)

Rebounds: 11 (3x) Last time vs. Virginia Tech (11-24-16)

Assists: 4 vs. Fresno State (12-28-16)

Blocks: 2 (2x) Last time vs. CSUN (11-25-16)

Steals: 2 vs. Fresno State (12-28-16)

Minutes Played: 38 vs. Dayton (11-27-16)

CAREER HIGHS

Points: 31 vs. Houston Baptist (11-14-16)

FG: 12 at USC (11-21-15)

FGA: 21 at USC (11-21-15)

3FG:

3FGA: 1 (2x) Last time vs. Fresno State (12-28-16)

FT: 11 vs. Houston Baptist (11-14-16)

FTA: 13 (2x) Last time vs. NMSU (11-18-16)

Rebounds: 15 at USC (11-21-15)

Assists: 4 (2x) Last time vs. Fresno State (12-28-16)

Blocks: 4 vs. Boise State (2-17-16)

Steals: 2 (4x) Last time vs. Fresno State (12-28-16)

Minutes Played: 43 at San Diego State (2-6-16)

MISCELLANEOUS STATISTICS

	SEASON	CAREER
30+ Points	1	1
20+ Points	2	12
Double-Digit Scoring	10	39
10+ Rebounds	3	9
Double-Doubles	3	9
Led Team in Blocks	2	18
Led Team in Scoring	6	14
Led Team in Rebounds	7	25
Led Team in Assists	1	2
Led Team in Steals	1	1

SAMFORD/UNM CAREER STATISTICS

Season	gp-gs	min/avg	Total fg-fga	pct	3-Point fg-fga	pct	F-Throws ft-fa	pct	Rebounds off	def	tot	avg	pf	fo	ast	to	blk	stl	Scoring pts	avg
2012-13	32-30	1120/35.0	178-327	.544	0-0	.000	98-144	.681	58	170	228	7.1	67	1	25	48	35	47	454	14.2
2013-14	32-32	1057/33.0	217-360	.603	1-2	.500	129-172	.750	64	171	235	7.3	75	0	24	59	45	43	564	17.6
TOTAL	64-62	2177/34.0	395-687	.575	1-2	.500	227-316	.718	122	341	463	7.2	142	1	49	107	80	90	1018	15.9

Season	gp-gs	min/avg	Total fg-fga	pct	3-Point fg-fga	pct	F-Throws ft-fa	pct	Rebounds off	def	tot	avg	pf	fo	ast	to	blk	stl	Scoring pts	avg
2015-16	32-32	1078/33.7	215-356	.604	0-0	.000	109-163	.669	65	172	237	7.4	67	1	33	48	39	19	539	16.8
2016-17	11-11	348/31.6	74-125	.592	0-2	.000	51-67	.761	25	50	75	6.8	19	0	14	19	5	7	199	18.1
TOTAL	43-43	1426/33.2	289-481	.601	0-2	.000	160-230	.696	90	222	312	7.3	86	1	47	67	44	26	738	17.2

The 2016-17 Lobos



Connor MacDougall
6'9" - 235 lbs. - RS-Sophomore - Forward
Tempe, Ariz. (South Mountain CC)

NOTEWORTHY :

- NJCAA All-American at South Mountain CC
- Helped South Mountain finish eighth among 16 teams at NJCAA National Tournament
- Played six games for Arizona State in 2014-15
- Ranked by Fox Sports Next as the 12th best center in 2014 recruiting class

GAME-BY-GAME STATISTICS

Opponent	Date	GS	Min	FG-A	3FG-A	FT-A	O-D-TR	PF	A	TO	B	S	PTS
Idaho State	11-11-16	15	2-4	0-0	1-3	5-1-6	3	0	4	1	0	5	
Houston Baptist	11-14-16	17	2-3	0-0	0-0	0-1-1	4	0	1	0	0	4	
New Mexico State	11-18-16	7	1-2	0-0	1-2	2-0-2	5	0	1	0	0	3	
vs. Virginia Tech	11-24-16	15	2-5	0-0	1-2	0-2-2	3	0	1	0	0	5	
vs. CSUN	11-25-16	10	2-3	0-0	1-1	0-0-0	4	0	0	0	0	5	
vs. Dayton	11-27-16	9	0-2	0-0	0-0	1-0-1	0	0	0	0	0	0	
Abilene Christian	11-30-16	14	3-5	0-0	2-2	0-1-1	2	1	1	0	0	8	
at Illinois State	12-03-16	15	2-3	0-0	0-0	2-0-2	0	0	0	0	0	4	
UTEP	12-07-16	16	2-3	0-0	5-7	1-3-4	3	0	0	1	0	9	
at New Mexico S.	12-10-16	12	1-4	0-0	0-0	0-0-0	2	0	1	1	0	2	
Arkansas-Pine Bluff	12-17-16	14	0-1	0-0	10-10	4-2-6	1	0	3	0	0	10	
at Arizona	12-20-16	12	0-3	0-0	0-0	0-3-3	5	0	1	0	0	0	
Fresno State*	12-28-16	10	1-1	0-0	1-2	0-1-1	1	0	0	0	0	3	
at San Diego State*	01-01-17												
at Utah State*	01-04-17												
Nevada*	01-07-17												
UNLV*	01-10-17												
at Colorado State*	01-14-17												
at Boise State*	01-17-17												
Wyoming*	01-21-17												
Utah State*	01-24-17												
at Nevada*	01-28-17												
at UNLV*	02-01-17												
San Jose State*	02-04-17												
at Air Force*	02-08-17												
Boise State*	02-14-17												
at Fresno State*	02-18-17												
Colorado State*	02-21-17												
at Wyoming*	02-25-17												
San Diego State*	03-04-17												

SEASON HIGHS

Points: 10 vs. UAPB (12-17-16)
FG: 3 vs. Abilene Christian (11-30-16)
FGA: 5 vs. Abilene Christian (11-30-16)
3FG: N/A
3FGA: N/A
FT: 10 vs. UAPB (12-17-16)
FTA: 10 vs. UAPB (12-17-16)
Rebounds: 6 (2x) Last Time vs. UAPB (12-17-16)
Assists: 1 vs. Abilene Christian (11-30-16)
Blocks: 1 (3x) Last time vs. NMSU (12-10-16)
Steals: N/A
Minutes Played: 17 vs. Houston Baptist (11-14-16)

CAREER HIGHS

Points: 10 vs. UAPB (12-17-16)
FG: 3 vs. Abilene Christian (11-30-16)
FGA: 5 vs. Abilene Christian (11-30-16)
3FG: N/A
3FGA: N/A
FT: 10 vs. UAPB (12-17-16)
FTA: 10 vs. UAPB (12-17-16)
Rebounds: 6 (2x) Last Time vs. UAPB (12-17-16)
Assists: 1 vs. Abilene Christian (11-30-16)
Blocks: 1 (3x) Last time vs. NMSU (12-10-16)
Steals: N/A
Minutes Played: 17 vs. Houston Baptist (11-14-16)

MISCELLANEOUS STATISTICS

	SEASON	CAREER
Lead Team in Blocks	2	2
Double-Digit Scoring	1	1
Lead Team in Rebounds	1	1

CAREER STATISTICS

			Total		3-Point		F-Throws		Rebounds											Scoring	
Season	gp-gs	min/avg	fg-fga	pct	fg-fga	pct	ft-fta	pct	off	def	tot	avg	pf	fo	ast	to	blk	stl	pts	avg	
2016-17	13-0	166/12.8	18-39	.462	0-0	.000	22-29	.759	15	14	29	2.2	33	2	1	13	3	0	58	4.5	
TOTAL	13-0	166/12.8	18-39	.462	0-0	.000	22-29	.759	15	14	29	2.2	33	2	1	13	3	0	58	4.5	

2016-17 Box Scores

Official Basketball Box Score -- Game Totals -- Final Statistics Idaho State vs New Mexico 11/11/16 8 p.m. MST at WisePies Arena - The Pit

Idaho State 70 • 0-1

#	Player	Total		3-Ptr		Rebounds			PF	TP	A	TO	Blk	Stl	Min
		FG-FGA	FG-FGA	FT-FTA	FT-FTA	Off	Def	Tot							
05	JONES, Robert	f	5-6	3-4	0-0	1	2	3	4	13	2	0	0	2	21
13	TOPALOVIC, Novak	c	5-9	0-0	2-2	2	7	9	4	12	1	2	0	0	30
01	LUZCANDO, Geno	g	4-7	0-1	0-0	1	1	2	4	8	1	5	0	2	28
03	TELFAIR, Edhan	g	9-23	3-7	4-7	3	9	12	4	25	10	6	0	6	40
25	CHIVICHYAN, Gary	g	0-1	0-1	0-0	0	0	0	2	0	1	0	0	0	9
11	NAKKEN, Erik	g	0-1	0-1	0-0	0	0	0	3	0	1	0	0	0	11
22	WILKINSON, Clark	g	0-0	0-0	1-2	2	0	2	1	1	0	1	0	0	3
24	LENNOX, Stephen	g	1-3	0-2	0-0	0	0	0	3	2	1	2	0	0	27
32	MOCSEAN, Balint	g	3-7	3-6	0-0	1	0	1	4	9	2	0	0	0	31
Team						0	0	0							
Totals			27-57	9-22	7-11	10	19	29	29	70	17	20	0	10	200

FG % 1st Half: 13-26 50.0% 2nd half: 14-31 45.2% Game: 27-57 47.4% Deadball Rebounds 1,2
3FG % 1st Half: 6-12 50.0% 2nd half: 3-10 30.0% Game: 9-22 40.9%
FT % 1st Half: 6-8 75.0% 2nd half: 1-3 33.3% Game: 7-11 63.6%

New Mexico 81 • 1-0

#	Player	Total		3-Ptr		Rebounds			PF	TP	A	TO	Blk	Stl	Min
		FG-FGA	FG-FGA	FT-FTA	FT-FTA	Off	Def	Tot							
20	LOGWOOD, Sam	f	7-10	1-2	5-5	1	2	3	2	20	4	3	0	1	32
32	WILLIAMS, Tim	f	7-11	0-0	4-7	5	6	11	2	18	0	1	0	1	31
11	AGET, Obij	c	2-3	0-0	0-0	0	3	3	1	4	0	0	3	0	20
03	HUNTER, Jordan	g	1-6	0-3	4-6	1	5	6	3	6	8	2	0	2	34
04	BROWN, Elijah	g	5-13	1-6	3-4	1	3	4	3	14	4	6	0	1	30
01	UGUAK, Aher	g	0-1	0-0	0-0	1	0	1	0	0	1	0	0	0	7
05	HARRIS, Jalen	g	0-0	0-0	0-0	0	0	0	4	0	2	0	0	1	5
21	ADAMS, Xavier	g	2-4	0-0	2-4	2	1	3	1	6	0	1	0	0	14
22	JEFFERSON, Damien	g	1-5	0-3	0-1	0	0	0	0	2	1	0	0	0	8
31	MATHIS, Anthony	g	1-2	1-2	3-3	0	0	0	1	6	0	0	0	0	4
55	MACDOUGALL, Connor	g	2-4	0-0	1-3	5	1	6	3	5	0	4	1	0	15
Team						2	0	2							
Totals			28-59	3-16	22-33	18	21	39	20	81	19	18	4	6	200

FG % 1st Half: 10-30 33.3% 2nd half: 18-29 62.1% Game: 28-59 47.5% Deadball Rebounds 3,2
3FG % 1st Half: 2-11 18.2% 2nd half: 1-5 20.0% Game: 3-16 18.8%
FT % 1st Half: 10-16 62.5% 2nd half: 12-17 70.6% Game: 22-33 66.7%

Officials: Larry Spaulding, Brent Meaux, Ryan McDaniel
Technical fouls: Idaho State-TOPALOVIC, Novak; WILKINSON, Clark. New Mexico-ADAMS, Xavier; AGET, Obij.
Attendance: 11293

Score by periods	1st	2nd	Total
Idaho State	38	32	70
New Mexico	32	49	81

Last FG - ISU 2nd-01:45, NM 2nd-01:04.
Largest lead - ISU by 10 1st-12:10, NM by 12 2nd-06:34.
ISU led for 21:32. NM led for 17:11. Game was tied for 01:17.

Score tied - 2 times.
Lead changed - 8 times.

Official Basketball Box Score -- Game Totals -- Final Statistics Houston Baptist vs New Mexico 11/14/16 7 p.m. MST at WisePies Arena - The Pit

Houston Baptist 79 • 0-2

#	Player	Total		3-Ptr		Rebounds			PF	TP	A	TO	Blk	Stl	Min
		FG-FGA	FG-FGA	FT-FTA	FT-FTA	Off	Def	Tot							
05	Lasher, Colter	f	7-17	5-12	0-0	1	2	3	2	19	4	2	0	1	33
11	Russell, Alif	f	4-9	1-3	2-4	2	3	5	3	11	3	1	0	2	27
44	Ibarra, Josh	c	1-6	0-0	4-6	1	1	2	5	6	0	0	0	1	22
13	Chukwuekwu, Reveal	g	3-8	1-4	0-0	0	4	4	3	7	0	0	0	0	26
30	Bonds, Braxton	g	4-4	0-0	3-6	2	3	5	5	11	3	1	0	2	25
02	Weber, Jalen	g	4-7	3-4	2-2	0	1	1	2	13	2	1	0	0	21
03	Cantwell, Asa	g	0-1	0-1	0-0	0	0	0	2	0	0	2	0	0	10
04	Stetler, Cody	g	0-1	0-0	0-0	1	1	2	5	0	0	2	0	1	10
22	Gates, Jalon	g	3-4	3-4	1-1	0	0	0	0	10	1	0	0	0	10
23	Fountain, Alex	g	1-6	0-2	0-0	2	0	2	4	2	2	3	0	0	16
Team						1	0	1							
Totals			27-63	13-30	12-19	10	15	25	31	79	15	12	0	7	200

FG % 1st Half: 13-34 38.2% 2nd half: 14-29 48.3% Game: 27-63 42.9% Deadball Rebounds 4
3FG % 1st Half: 3-15 20.0% 2nd half: 10-15 66.7% Game: 13-30 43.3%
FT % 1st Half: 2-2 100.0 2nd half: 10-17 58.8% Game: 12-19 63.2%

New Mexico 95 • 2-0

#	Player	Total		3-Ptr		Rebounds			PF	TP	A	TO	Blk	Stl	Min
		FG-FGA	FG-FGA	FT-FTA	FT-FTA	Off	Def	Tot							
20	LOGWOOD, Sam	f	3-5	1-2	2-2	0	6	6	1	9	2	0	0	1	26
32	WILLIAMS, Tim	f	10-11	0-0	11-12	2	9	11	1	31	1	3	0	0	33
11	AGET, Obij	c	0-1	0-0	2-2	0	1	1	1	2	1	0	0	0	17
03	HUNTER, Jordan	g	2-3	1-2	4-4	1	4	5	2	9	2	1	0	1	17
04	BROWN, Elijah	g	1-8	0-5	4-4	0	1	1	2	6	5	4	0	2	28
01	UGUAK, Aher	g	2-3	1-1	0-0	0	1	1	2	5	1	0	0	2	14
05	HARRIS, Jalen	g	4-4	1-1	4-6	0	1	1	1	13	4	3	0	1	23
21	ADAMS, Xavier	g	2-2	0-0	7-10	0	1	1	2	11	0	0	0	1	13
24	JEFFERSON, Damien	g	2-5	0-1	1-2	0	2	2	1	5	3	0	0	1	11
31	MATHIS, Anthony	g	0-0	0-0	0-0	0	0	0	0	0	0	0	0	0	1
55	MACDOUGALL, Connor	g	2-3	0-0	0-0	0	1	1	4	4	0	1	0	0	17
Team						1	1	2							
Totals			28-45	4-12	35-42	4	29	33	16	95	19	13	1	8	200

FG % 1st Half: 18-25 72.0% 2nd half: 10-20 50.0% Game: 28-45 62.2% Deadball Rebounds 5
3FG % 1st Half: 2-6 33.3% 2nd half: 2-6 33.3% Game: 4-12 33.3%
FT % 1st Half: 12-12 100.0 2nd half: 23-30 76.7% Game: 35-42 83.3%

Officials: Bob Staffen, Doran Gotschall, Eric Anderson
Technical fouls: Houston Baptist-None. New Mexico-None.
Attendance: 10456

Score by periods	1st	2nd	Total
Houston Baptist	31	48	79
New Mexico	50	45	95

Last FG - HBU 2nd-01:09, NM 2nd-00:50.
Largest lead - HBU None, NM by 20 1st-01:58.
HBU led for 00:00. NM led for 39:20. Game was tied for 00:40.

Score tied - 1 time.
Lead changed - 0 times.

Official Basketball Box Score -- Game Totals -- Final Statistics New Mexico State vs New Mexico 11/18/16 7 p.m. MST at WisePies Arena - The Pit

New Mexico State 59 • 2-2

#	Player	Total		3-Ptr		Rebounds			PF	TP	A	TO	Blk	Stl	Min
		FG-FGA	FG-FGA	FT-FTA	FT-FTA	Off	Def	Tot							
11	Wilkins, Johnathon	f	0-0	0-0	0-0	0	0	0	5	0	0	1	0	0	10
22	Chuha, Eli	f	0-3	0-0	2-3	3	2	5	2	2	1	1	0	1	26
35	Pennie, Jalyn	f	2-4	2-3	0-0	3	2	5	2	6	1	1	1	1	18
04	Baker, Ian	g	8-17	4-8	5-8	0	1	1	2	25	1	3	0	3	33
13	N'Dir, Sidy	g	5-13	0-4	4-5	0	3	3	5	14	3	5	0	0	34
02	Haley, Jermaine	g	0-2	0-2	0-0	2	1	3	2	0	0	1	0	0	13
01	Huggins, Braxton	g	1-2	1-2	0-0	0	0	0	0	3	1	1	1	0	13
03	Ellis, Chancellor	g	0-1	0-1	0-0	0	0	0	0	1	0	1	0	0	3
10	Jones, Jemerrio	g	0-3	0-1	0-0	0	4	4	3	0	0	3	0	1	10
21	Bhullar, Tanveer	g	3-5	0-0	3-5	4	6	10	4	9	2	1	0	0	25
24	Taylor, Matt	g	0-3	0-3	0-0	1	1	2	3	0	0	0	2	1	15
Team						0	2	2							
Totals			19-53	7-24	14-21	13	22	35	29	59	10	20	4	7	200

FG % 1st Half: 11-25 44.0% 2nd half: 8-28 28.6% Game: 19-53 35.8% Deadball Rebounds 2
3FG % 1st Half: 4-11 36.4% 2nd half: 3-13 23.1% Game: 7-24 29.2%
FT % 1st Half: 4-7 57.1% 2nd half: 10-14 71.4% Game: 14-21 66.7%

New Mexico 72 • 3-0

#	Player		Total		3-Ptr		Rebounds			PF	TP	A	TO	Blk	Stl	Min
			FG-FGA	FG-FGA	FT-FTA	Off	Def	Tot								
20	LOGWOOD, Sam	f	5-7	0-0	2-4	0	4	4	0	12	4	2	0	0	0	29
32	WILLIAMS, Tim	f	5-11	0-0	10-13	1	3	4	1	20	0	2	0	0	0	35
11	AGET, Obij	c	1-3	0-0	0-0	1	1	2	5	2	1	0	3	1	0	24
03	HUNTER, Jordan	g	1-2	0-1	0-0	1	2	3	2	2	2	2	0	0	0	25
04	BROWN, Elijah	g	6-17	1-7	6-8	0	8	8	1	19	2	2	0	0	1	34
01	UGUAK, Aher	g	0-1	0-0	0-0	1	0	1	0	0	0	0	0	0	0	3
05	HARRIS, Jalen	g	0-2	0-0	0-0	0	3	3	2	0	1	2	0	2	0	15
21	ADAMS, Xavier	g	0-1	0-1	0-0	0	0	0	0	0	0	0	0	0	1	3
23	FURSTINGER, Joe	g	2-2	0-0	3-5	2	1	3	3	7	0	0	0	0	0	12
24	JEFFERSON, Damien	g	3-6	0-1	1-5	1	1	2	4	7	0	1	0	4	0	13
55	MACDOUGALL, Connor	g	1-2	0-0	1-2	2	0	2	5	3	0	1	0	0	0	7
	Team					6	2	8								
Totals			24-54	1-10	23-37	15	25	40	23	72	10	12	3	9	200	

2016-17 Box Scores

Official Basketball Box Score -- Game Totals -- Final Statistics CSUN vs New Mexico 11/25/16 12:00 PM at Titan Gym (Fullerton, Calif.)

CSUN 89 • 2-4

#	Player		Total		3-Ptr	Rebounds		PF	TP	A	TO	Blk	Stl	Min	
			FG-FGA	FG-FGA	FT-FTA	Off	Def								
02	Lubin, Rakim	f	5-8	0-0	6-7	2	7	9	5	16	0	7	0	0	25
45	Johns, Dylan	c	0-0	0-0	0-1	2	0	2	2	0	1	2	0	0	17
00	Smith, Kendall	g	2-8	0-2	8-8	2	1	3	4	12	8	7	0	0	28
03	Johnson, Darin	g	8-11	5-5	1-1	1	5	6	2	22	0	0	0	0	33
22	Parks, Aaron	g	7-11	2-4	4-6	4	2	6	2	20	5	0	0	0	23
01	Warren, Micheal		1-4	0-2	0-0	0	0	0	3	2	0	3	0	1	18
04	Dawson, Tavron		4-9	0-3	5-6	2	2	4	4	13	1	1	0	1	28
05	Kaba-Camara, Mahama		0-0	0-0	0-0	0	0	0	1	0	0	0	1	0	5
10	Richardson, Jason		0-0	0-0	0-0	0	0	0	0	0	0	0	0	0	0
23	Wilbut, Jeron		1-3	0-1	0-0	0	0	0	0	2	0	1	0	0	4
24	Theus Jr., Reggie		1-2	0-0	0-0	0	0	0	3	2	0	0	0	0	9
						0	1								
Totals			29-56	7-17	24-29	13	18	31	26	89	15	21	1	5	200

FG % 1st Half: 16-30 53.3% 2nd half: 13-26 50.0% Game: 29-56 51.8%
3FG % 1st Half: 4-8 50.0% 2nd half: 3-9 33.3% Game: 7-17 41.2%
FT % 1st Half: 9-11 81.8% 2nd half: 15-18 83.3% Game: 24-29 82.8%

Deadball
Rebounds
2

New Mexico 105 • 4-1

#	Player		FG-TOTAL		3-Ptr	Rebounds		PF	TP	A	TO	Blk	Stl	Min	
			FG-TOTAL	FG-TOTAL	FG-TOTAL	Off	Def								
32	WILLIAMS, Tim	f	7-12	0-0	7-7	2	4	6	2	21	2	2	2	1	36
11	AGET, Obij	c	6-6	0-0	4-5	1	1	2	4	16	1	0	0	1	19
04	HUNTER, Jordan	g	2-5	1-1	4-4	0	1	1	2	9	4	1	0	2	30
03	BROWN, Elijah	g	7-11	3-5	4-6	1	2	3	3	21	7	4	0	1	28
20	LOGWOOD, Sam	g	5-6	0-0	3-4	0	0	0	3	13	1	0	1	1	29
01	UGUAK, Aher	g	1-1	0-0	0-2	0	0	0	0	2	0	0	0	2	9
05	HARRIS, Jalen	g	2-2	0-0	0-0	0	1	1	0	4	0	1	0	1	11
14	KUIPER, Dane	g	0-1	0-0	0-0	0	0	0	0	0	0	0	0	0	2
21	ADAMS, Xavier	g	1-2	0-0	4-4	0	3	3	1	6	0	0	0	0	6
23	FURSTINGER, Joe	g	3-3	0-0	0-0	1	0	1	2	6	0	0	0	0	8
24	JEFFERSON, Damien	g	1-5	0-1	0-0	1	4	5	1	2	3	3	0	0	12
55	MACDOUGALL, Connor	g	2-3	0-0	1-1	0	0	0	4	5	0	0	0	0	10
Totals			37-57	4-7	27-33	6	17	23	22	105	18	11	3	9	200

FG % 1st Half: 20-29 69.0% 2nd half: 17-28 60.7% Game: 37-57 64.9%
3FG % 1st Half: 3-4 75.0% 2nd half: 1-3 33.3% Game: 4-7 57.1%
FT % 1st Half: 11-13 84.6% 2nd half: 16-20 80.0% Game: 27-33 81.8%

Deadball
Rebounds
2

Officials: Tony Padilla, Donnie Eppley, Michael Irving
Technical fouls: CSUN-None. New Mexico-None.
Attendance:
Game 9 of the 2016 Wooden Legacy
105 points sets new Wooden single game points record

Score by periods	1st	2nd	Total
CSUN	45	44	89
New Mexico	54	51	105

Points	In	Off	2nd	Fast	Bench
CSUN	28	13	22	0	19
NM	50	26	12	8	25

Last FG - CSUN 2nd-03:44, NM 2nd-00:13.
Largest lead - CSUN by 2 1st-10:31, NM by 16 2nd-00:13.
CSUN led for 00:17. NM led for 36:50. Game was tied for 02:53.

Score tied - 5 times.
Lead changed - 2 times.

Official Basketball Box Score -- Game Totals -- Final Statistics New Mexico vs Dayton 11/27/16 11:00 AM at Honda Center (Anaheim, Calif.)

New Mexico 57 • 4-2

NEW HAVEN 57-42

#	Player		Total		3-Ptr	Rebounds		PF	TP	A	TO	Blk	Stl	Min	
			FG-FGA	FG-FGA		FT-FTA	Off								Def
20	LOGWOOD, Sam	f	0-3	0-0	3-4	0	2	2	1	3	1	2	0	0	19
32	WILLIAMS, Tim	f	7-13	0-0	2-3	0	5	5	1	16	2	3	1	1	38
11	AGET, Obij	c	1-1	0-0	0-0	2	1	3	1	2	0	0	0	0	9
03	HUNTER, Jordan	g	2-7	2-4	0-0	0	3	3	2	6	1	3	0	0	27
04	BROWN, Elijah	g	4-14	3-8	5-5	0	5	5	1	16	3	3	0	0	32
01	UGUAK, Aher	g	0-0	0-0	0-0	0	0	0	1	0	0	0	0	0	2
05	HARRIS, Jalen	g	0-0	0-0	0-0	0	0	0	0	2	0	1	0	0	13
14	KUIPER, Dane	g	1-2	1-1	0-0	0	2	2	4	3	2	1	0	0	11
21	ADAMS, Xavier	g	0-1	0-0	0-0	0	1	1	2	0	0	1	0	1	9
23	FURSTINGER, Joe	g	1-1	0-0	0-0	0	1	1	3	2	1	0	1	0	19
24	JEFFERSON, Damien	g	4-5	1-1	0-1	0	6	6	2	9	0	2	0	0	12
55	MACDOUGALL, Connor	g	0-2	0-0	0-0	1	0	1	0	0	0	0	0	0	9
Team						2	2	4							
Totals			20-49	7-14	10-13	5	28	33	20	57	11	16	2	3	200

FG % 1st Half: 8-24 33.3% 2nd half: 12-25 48.0% Game: 20-49 40.8%
3FG % 1st Half: 5-9 55.6% 2nd half: 2-5 40.0% Game: 7-14 50.0%
FT % 1st Half: 4-5 80.0% 2nd half: 6-8 75.0% Game: 10-13 76.9%

Deadball
Rebounds
1

Dayton 64 • 4-2

#	Player		Total		3-Ptr	Rebounds		PF	TP	A	TO	Blk	Stl	Min	
			FG	FGA	FG	FGA	FT								Def
02	MILLER, Sam	f	1-6	1-3	0-0	2	4	6	3	3	0	0	1	0	30
33	MIKESSELL, Ryan	f	2-6	0-1	3-5	1	4	5	3	7	1	2	0	0	22
03	DAVIS, Kyle	g	5-8	1-4	1-3	1	2	3	2	12	2	0	0	1	34
04	COOKE, Charles	g	4-11	0-2	4-6	1	5	6	1	12	5	2	0	0	28
11	SMITH, Scoochie	g	5-9	2-5	0-0	0	2	2	3	12	3	1	0	0	29
01	DAVIS, Darrell	g	1-5	1-4	2-2	0	3	3	2	5	0	1	0	0	12
15	CROSSBY, John	g	1-2	0-0	2-3	0	4	4	1	4	2	1	0	1	16
20	WILLIAMS, Xeyrius	g	3-7	1-3	2-2	1	2	3	1	9	1	2	1	0	29
	Team					3	0	3							
Totals			22-54	6-22	14-21	9	26	35	16	64	14	9	3	7	200

FG % 1st Half: 12-28 42.9% 2nd half: 10-26 38.5% Game: 22-54 40.7%
3FG % 1st Half: 2-12 16.7% 2nd half: 4-10 40.0% Game: 6-22 27.3%
FT % 1st Half: 5-10 50.0% 2nd half: 9-11 81.8% Game: 14-21 66.7%

Deadball
Rebounds
2

Officials: Mike Scypher, Earl Walton, Jason Baker
Technical fouls: New Mexico-None. Dayton-None.
Attendance:
Game 9 of the 2016 Wooden Legacy
5th Place Game

Score by periods	1st	2nd	Total
New Mexico	25	32	57
Dayton	31	33	64

Points	In	Off	2nd	Fast	Bench
NM	18	7	4	0	14
UD	22	25	13	10	18

Last FG - NM 2nd-01:08, UD 2nd-00:08.
Largest lead - NM by 1 2nd-01:08, UD by 13 1st-04:44.
NM led for 00:23. UD led for 37:32. Game was tied for 02:05.

Score tied - 1 time.
Lead changed - 2 times.

Official Basketball Box Score -- Game Totals -- Final Statistics Abilene Christian vs New Mexico 11/30/16 7 p.m. MST at WisePies Arena - The Pit

Abilene Christian 55 • 3-3

#	Player	Total			3-Ptr	Rebounds			PF	TP	A	TO	Blk	Stl	Min
		FG-FGA	FG-FGA	FG-FGA	Off	Def	Total								
01	Lewis, Jaren	f	6-13	1-2	3-4	1	5	6	4	16	1	6	0	1	31
23	Howell, Hayden	f	2-3	0-0	0-0	2	3	5	4	4	1	1	0	0	12
04	Crnac, Jovan	g	0-7	0-7	1-2	1	2	3	0	1	2	1	0	0	26
05	Ricks, Payten	g	0-1	0-1	0-0	0	0	0	0	0	2	3	0	1	18
11	Green, Drake	g	3-7	3-6	0-0	0	3	3	2	9	2	0	0	0	25
03	Langston, Diamante	g	0-0	0-0	0-0	0	1	1	3	0	3	2	0	0	21
10	Tripp, Isaiah	g	2-5	1-3	0-0	0	1	1	1	5	0	0	0	0	27
14	Lenox, Trey	g	0-0	0-0	0-0	0	1	1	0	0	0	0	0	0	4
15	Farquhar, Hayden	g	2-6	0-1	0-0	1	0	1	2	4	2	0	0	0	11
21	Friday, Jalone	g	5-6	3-4	3-4	1	3	4	4	16	0	1	2	1	25
	Team					0	3	3							
Totals			20-48	8-24	7-10	6	22	28	20	55	13	14	2	3	200

FG % 1st Half: 11-27 40.7% 2nd half: 9-21 42.9% Game: 20-48 41.7%
3FG % 1st Half: 3-11 27.3% 2nd half: 5-13 38.5% Game: 8-24 33.3%
FT % 1st Half: 3-4 75.0% 2nd half: 4-6 66.7% Game: 7-10 70.0%

Deadball
Rebounds
1

New Mexico 64 • 5-2

#	Player		Total		3-Ptr	Rebounds		PF	TP	A	TO	Blk	Stl	Min	
			FG-FGA	FG-FGA	FT-FTA	Off	Def								
04	KUIPER, Dane	f	0-4	0-2	4-4	2	0	2	0	4	2	1	0	1	16
32	WILLIAMS, Tim	f	3-4	0-0	2-3	0	0	0	2	8	1	2	0	1	16
11	AGET, Obij	c	4-6	0-0	4-5	2	3	5	1	12	0	0	0	0	18
03	HUNTER, Jordan	g	0-2	0-0	0-0	0	2	2	1	0	1	1	0	0	22
04	BROWN, Elijah	g	5-12	2-4	1-3	0	9	9	1	13	2	0	0	2	32
01	UGUAK, Aher		1-1	0-1	0-0	0	0	0	0	1	0	0	0	0	10
05	HARRIS, Jalen		1-2	0-1	0-0	0	0	0	0	2	2	0	0	0	18
21	ADAMS, Xavier		3-4	0-0	4-6	2	3	5	1	10	0	2	0	0	20
23	FURSTINGER, Joe		2-2	0-0	0-0	0	4	4	0	4	4	0	1	0	13
24	JEFFERSON, Damien		1-5	0-2	1-2	0	2	2	1	3	2	1	0	0	18
31	MATHIS, Anthony		0-1	0-1	0-0	0	0	0	0	0	0	0	0	0	3
55	MCDUGALL, Connor		3-5	0-0	2-2	0	1	1	2	8	1	1	0	0	14
	Team					3	0	3							
	Totals		22-48	2-11	18-25	9	24	33	9	64	16	8	1	4	200

2016-17 Box Scores

Official Basketball Box Score -- Game Totals -- Final Statistics UTEP vs New Mexico 12/07/16 7 p.m. MT at WisePies Arena - The Pit

UTEP 77 • 2-5

#	Player	Total			Rebounds			PF	TP	A TO Blk Stl				Min	
		FG-FGA	3-Ptr	FT-FTA	Off Def Tot										
11	FLAGGERT, Jake	f	0-2	0-1	0-0	0	1	1	5	0	3	1	0	1	22
22	THOMAS, Paul	f	3-4	0-0	0-0	1	0	1	4	6	1	1	0	0	13
41	WILLMS, Matt	c	0-3	0-0	1-2	2	2	4	3	1	2	3	0	2	31
02	HARRIS, Omega	g	7-16	4-10	4-4	0	3	3	22	1	0	2	2	38	
15	ARTIS, Dominic	g	5-13	3-5	0-1	1	3	4	3	13	12	3	0	5	38
05	BARNES, Chris		0-0	0-0	0-0	0	0	0	0	0	0	0	0	0	1
13	VENEGAS, Ivan		1-1	0-0	0-0	1	0	1	0	2	0	0	0	0	3
21	TOUCHET, Trey		1-6	1-5	1-2	0	2	2	0	4	0	2	0	1	15
23	BARRETT, Deon		8-9	7-8	2-2	1	1	2	1	25	3	0	0	0	19
54	JONES, Kelvin		2-4	0-0	0-3	1	5	6	5	4	0	2	2	0	20
	Team					1	1	2			1				
	Totals		27-58	15-29	8-14	8	18	26	24	77	22	13	6	9	200

FG % 1st Half: 14-33 42.4% 2nd half: 13-25 52.0% Game: 27-58 46.6%
3FG % 1st Half: 6-14 42.9% 2nd half: 9-15 60.0% Game: 15-29 51.7%
FT % 1st Half: 5-9 55.6% 2nd half: 3-5 60.0% Game: 8-14 57.1%

Deadball
Rebounds
2,1

New Mexico 78 • 6-3

#	Player	Total		3-Ptr		Rebounds			PF	TP	A TO Blk Stl				Min
		FG-FGA	FG-FGA	FT-FTA	Off Def Tot	PF	TP	A TO Blk Stl							
20	LOGWOOD, Sam	f	4-7	1-2	2-4	1	1	2	0	11	6	1	0	0	27
23	FURSTINGER, Joe	f	2-4	0-0	2-2	0	3	3	3	6	0	2	1	1	25
11	AGET, Obj	c	4-5	0-0	1-2	1	3	4	0	9	0	0	1	1	24
03	HUNTER, Jordan	g	4-6	2-3	0-0	0	4	4	2	10	6	3	0	0	33
04	BROWN, Elijah	g	8-13	3-7	6-11	0	6	6	0	25	0	3	0	2	35
05	HARRIS, Jalen		0-0	0-0	0-0	1	1	2	0	1	2	0	0	0	7
14	KUIPER, Dane		1-1	1-1	1-2	0	3	3	1	4	0	1	0	1	6
21	ADAMS, Xavier		0-3	0-1	4-4	1	1	2	2	4	0	0	0	1	15
24	JEFFERSON, Damien		0-2	0-0	0-0	0	0	0	1	0	2	0	0	0	8
31	MATHIS, Anthony		0-0	0-0	0-0	0	1	1	0	0	0	0	0	0	4
55	MACDOUGALL, Connor		2-3	0-0	5-7	1	3	4	3	9	0	0	1	0	16
	Team					1	0	1			1				
	Totals		25-44	7-14	21-32	5	26	31	14	78	13	15	3	6	200

FG % 1st Half: 15-27 55.6% 2nd half: 10-17 58.8% Game: 25-44 56.8%
3FG % 1st Half: 6-11 54.5% 2nd half: 3-13 33.3% Game: 7-14 50.0%
FT % 1st Half: 11-14 78.6% 2nd half: 10-18 55.6% Game: 21-32 65.6%

Deadball
Rebounds
6,1

Officials: John Higgins, Chris Rastatter, Gerry Pollard
Technical fouls: UTEP-None, New Mexico-None.
Attendance: 11838

Score by periods	1st	2nd	Total
UTEP	39	38	77
New Mexico	47	31	78

Last FG - UTEP 2nd-00:30, NM 2nd-00:05.
Largest lead - UTEP by 4 2nd-05:19, NM by 21 1st-12:07.
UTEP led for 04:51, NM led for 31:02. Game was tied for 04:07.

Points	In	Off	2nd	Fast	Bench
UTEP	16	20	13	14	35
New Mexico	24	14	7	8	17

Score tied - 4 times.
Lead changed - 6 times.

Official Basketball Box Score -- Game Totals -- Final Statistics New Mexico vs New Mexico State 12/10/16 7:30 p.m. at Pan American Center

New Mexico 71 • 6-4, 0-0 MWC

#	Player	Total		3-Ptr		Rebounds			PF	TP	A TO Blk Stl				Min
		FG-FGA	FG-FGA	FT-FTA	Off Def Tot	PF	TP	A TO Blk Stl							
20	LOGWOOD, Sam	f	0-2	0-0	0-0	1	1	2	1	0	0	2	0	0	11
32	WILLIAMS, Tim	f	6-9	0-0	3-5	4	4	8	3	15	0	3	0	1	33
11	AGET, Obj	c	1-2	0-0	1-2	1	4	5	3	3	0	0	1	0	18
03	HUNTER, Jordan	g	1-3	0-1	0-0	1	1	2	1	2	0	0	0	0	12
04	BROWN, Elijah	g	5-14	1-9	7-9	0	2	2	3	18	3	3	0	2	30
05	HARRIS, Jalen		2-6	0-1	1-3	0	1	1	3	5	3	2	0	1	29
14	KUIPER, Dane		6-9	3-5	0-0	1	2	3	4	15	2	2	0	2	23
21	ADAMS, Xavier		1-3	0-0	0-0	0	1	1	1	2	0	0	0	0	10
23	FURSTINGER, Joe		0-1	0-0	0-0	1	0	1	5	0	1	0	0	0	7
24	JEFFERSON, Damien		3-5	0-1	3-4	0	1	1	1	9	0	0	0	0	15
55	MACDOUGALL, Connor		1-4	0-0	0-0	0	0	0	2	2	0	1	1	0	12
	Team					1	2	3							
	Totals		26-58	4-17	15-23	10	19	29	27	71	8	14	2	6	200

FG % 1st Half: 10-25 40.0% 2nd half: 16-33 48.5% Game: 26-58 44.8%
3FG % 1st Half: 1-6 16.7% 2nd half: 3-11 27.3% Game: 4-17 23.5%
FT % 1st Half: 5-7 71.4% 2nd half: 10-16 62.5% Game: 15-23 65.2%

Deadball
Rebounds
2

New Mexico State 84 • 8-2, 0-0 WAC

#	Player	Total		3-Ptr		Rebounds			PF	TP	A TO Blk Stl				Min
		FG-FGA	FG-FGA	FT-FTA	Off Def Tot	PF	TP	A TO Blk Stl							
11	Wilkins, Johnathon	f	2-3	0-0	0-0	2	0	2	3	4	0	2	1	0	17
22	Chuha, Eli	f	5-10	0-0	2-4	5	9	14	2	12	2	1	1	1	30
01	Haley, Jermaine	g	1-2	1-1	1-2	1	3	4	2	4	2	1	0	0	30
02	Huggins, Braxton	g	4-10	4-8	2-4	0	4	4	5	14	2	3	0	0	20
04	Baker, Ian	g	8-16	4-10	6-7	0	3	3	1	26	3	2	0	4	34
10	Jones, Jemarrio		4-6	1-1	6-10	3	7	10	3	15	3	3	2	1	31
15	Garza, Joe		1-3	0-1	4-4	0	1	1	2	6	0	2	0	0	22
24	Taylor, Matt		1-1	1-1	0-0	0	0	0	5	3	1	4	0	1	15
35	Pennie, Jalyn		0-0	0-0	0-0	0	0	0	0	0	0	0	0	0	1
	Team					0	1	1							
	Totals		26-51	11-22	21-31	11	28	39	23	84	13	18	4	7	200

FG % 1st Half: 17-29 58.6% 2nd half: 9-22 40.9% Game: 26-51 51.0%
3FG % 1st Half: 6-12 50.0% 2nd half: 5-10 50.0% Game: 11-22 50.0%
FT % 1st Half: 3-4 75.0% 2nd half: 18-27 66.7% Game: 21-31 67.7%

Officials: Mike Reed, Larry Spaulding, Shawn Lehigh
Technical fouls: New Mexico-JEFFERSON, Damien, New Mexico State-Jones, Jemarrio.
Attendance: 6298

Score by periods	1st	2nd	Total
New Mexico	26	45	71
New Mexico State	43	41	84

Points	In	Off	2nd	Fast	Bench
New Mexico	38	20	10	6	33
New Mexico State	26	24	9	2	24

Last FG - NM 2nd-00:33, NMSU 2nd-01:11.
Largest lead - NM None, NMSU by 17 1st-01:18.
NM led for 00:00, NMSU led for 38:28. Game was tied for 01:32.

Score tied - 1 time.
Lead changed - 0 times.

Official Basketball Box Score -- Game Totals -- Final Statistics Arkansas-Pine Bluff vs New Mexico 12/17/16 6:05 p.m. at WisePies Arena - The Pit/Bob King Court

Arkansas-Pine Bluff 43 • 1-11

#	Player	Total		3-Ptr		Rebounds			PF	TP	A TO Blk Stl				Min
		FG-FGA	FG-FGA	FT-FTA	Off Def Tot	PF	TP	A TO Blk Stl							
15	Trent Steen	f	5-9	0-0	1-1	0	0	0	5	11	0	3	1	3	20
30	Deshon Bayless	f	0-6	0-2	0-0	0	2	2	3	0	0	0	0	3	15
52	David Tillman	c	0-1	0-0	0-0	0	0	0	2	0	0	1	1	0	9
10	Jaquan Lynch	g	3-10	2-4	1-1	0	0	0	3	9	2	2	0	2	32
04	Ghiavonni Robinson	g	4-14	3-9	1-1	1	3	4	1	12	0	2	0	1	29
11	Charles Jackson		0-1	0-1	0-0	0	0	0	2	0	0	0	0	0	5
03	Kennedy McKinney		0-2	0-0	0-0	0	6	0	1	0	2	3	0	1	17
12	Marquis Cunningham		0-2	0-0	0-0	1	0	1	2	0	2	1	1	0	11
13	JoeRandle Toliver		1-4	1-3	0-0	0	2	2	2	3	2	6	0	4	22
21	Artavious McDyess		0-0	0-0	0-0	1	0	1	1	0	0	2	1	1	14
22	Khalid Campbell		0-0	0-0	0-0	0	0	0	0	0	0	0	0	0	4
35	Travon Harper		2-8	0-2	4-7	1	3	4	4	8	0	1	0	2	22
	Team					4	3	7			1				
	Totals		15-57	6-21	7-10	8	13	21	26	43	8	22	4	17	200

FG % 1st Half: 3-24 12.5% 2nd half: 12-33 36.4% Game: 15-57 26.3%
3FG % 1st Half: 1-9 11.1% 2nd half: 5-12 41.7% Game: 6-21 28.6%
FT % 1st Half: 4-5 80.0% 2nd half: 3-5 60.0% Game: 7-10 70.0%

Deadball
Rebounds
1

New Mexico 83 • 7-4

#	Player	Total		3-Ptr		Rebounds			PF	TP	A TO Blk Stl				Min
		FG	FGA	FG	FGA	FT	FTA	Off Def Tot							
23	FURSTINGER, Joe	f	0-2	0-0	5-6	1	3	4	2	5	1	1	4	1	20
32	WILLIAMS, Tim	f	7-10	0-0	5-5	0	4	4	4	19	1	1	0	0	20
01	UGUAK, Aher	g	0-2	0-1	5-6	1	2	3	0	5	2	5	0	1	17
05	HARRIS, Jalen	g	1-4	0-1	0-0	0	2	2	2	2	4	0	0	2	25
14	KUIPER, Dane	g	5-9	3-6	1-1	1	3	4	1	14	3	3	1	2	25
03	HUNTER, Jordan		2-2	2-2	2-2	0	2	2	1	8	0	2	0	2	13
04	BROWN, Elijah		1-4	1-3	4-4	0	2	2	0	7	3	2	0	1	16
11	AGET, Obij		2-3	0-0	0-0	0	1	1	0	4	1	0	2	0	9
20	LOGWOOD, Sam		0-4	0-2	3-4	3	3	6	1	5	2	2	0	4	19
23	ADAMS, Xavier		1-2	0-0	2-2	5	6	11	1	5	1	0	0	0	19
30	CUMBER, Adam		0-0	0-0	0	0	0	0	0	0	1	0	0	0	2
31	MATHIS, Anthony		0-2	0-0	0-0	0	2	2	0	0	0	1	0	0	4
55	MACDOUGALL, Connor		0-1	0-0	10-10	4	2	6	1	10	0	3	0	0	14
	Team					1	1	2				1			
	Totals		20-45	6-17	37-40	12	32	44	13	83	18	22	8	16	200

2016-17 Box Scores

Official Basketball Box Score -- Game Totals -- Final Statistics

Fresno State vs New Mexico

12/28/16 7 p.m. MT at WisePies Arena - The Pit

Fresno State 73 • 8-5, 0-1 MW

#	Player		Total			3-Ptr		Rebounds										Min
			FG-FGA	FG-FGA	FT-FTA			Off	Def	Tot	PF	TP	A	TO	Blk	Stl		
04	EDO, Karachi	f	6-12	1-1	2-2		2	4	6	2	15	1	1	2	2	30		
13	RUSSO, Cullen	f	6-12	0-1	0-0		1	4	5	3	12	2	2	0	1	31		
08	HOPKINS, Jaron	g	6-11	0-0	2-4		1	3	4	3	14	2	5	0	2	38		
03	WATSON, Paul	g	4-10	1-5	1-2		0	3	3	4	10	2	4	1	1	32		
05	TAYLOR, Jahmel	g	6-11	3-6	2-2		2	5	7	3	17	3	0	0	1	34		
11	WILLIAMS, Bryson		0-0	0-0	0-2		0	0	0	0	0	1	0	0	0	4		
20	BITTNER, Sam		0-0	0-0	0-0		0	0	0	0	0	0	0	0	0	1		
21	TAYLOR, Deshon		1-4	1-3	0-0		1	2	3	3	3	1	1	0	0	17		
34	CARTER II, Terrell		1-2	0-0	0-0		0	1	1	4	2	0	1	0	0	13		
	Team						1	3	4									
	Totals		30-62	6-16	7-12		8	25	33	22	73	12	14	3	7	200		

FG % 1st Half: 15-30	50.0%	2nd half: 15-32	46.9%	Game: 30-62	48.4%	Deadball Rebounds 2
3FG % 1st Half: 4-9	44.4%	2nd half: 2-7	28.6%	Game: 6-16	37.5%	
FT % 1st Half: 0-2	0.0%	2nd half: 7-10	70.0%	Game: 7-12	58.3%	

New Mexico 78 • 8-5, 1-0 MW

#	Player		3-Ptr			Rebounds			PF	TP	A	TO	Blk	Stl	Min
			FG-FGA	FG-FGA	FT-FTA	Off	Def	Tot							
20	LOGWOOD, Sam	f	0-4	0-0	1-2	1	5	6	1	1	0	3	0	1	28
32	WILLIAMS, Tim	f	7-15	0-1	4-6	2	5	7	0	18	4	0	0	2	33
11	AGET, Obij	c	6-8	0-0	0-0	2	4	6	4	12	1	2	1	1	23
05	HARRIS, Jalen	g	2-4	0-0	5-6	0	2	2	2	9	3	1	0	1	27
14	KUIPER, Dane	g	3-6	2-4	2-2	0	2	2	5	10	1	0	0	1	22
03	HUNTER, Jordan		2-3	0-1	0-0	0	0	1	1	4	1	1	0	1	15
04	BROWN, Elijah		2-10	1-4	14-14	0	3	3	3	19	3	4	1	1	30
21	ADAMS, Xavier		0-0	0-0	2-2	1	0	1	0	2	0	1	0	2	12
55	MACDOUGALL, Connor		1-1	0-0	1-2	0	1	1	1	3	0	0	0	0	10
Team						1			2	3					
Totals			23-51	3-10	29-34	7	25	32	17	78	13	12	2	10	200

FG % 1st Half: 13-29 44.8%	2nd half: 10-22 45.5%	Game: 23-51 45.1%	Deadball Rebounds 1,2
3FG % 1st Half: 2-7 28.6%	2nd half: 1-3 33.3%	Game: 3-10 30.0%	
FT % 1st Half: 8-10 80.0%	2nd half: 21-24 87.5%	Game: 29-34 85.3%	

Officials: Randy McCall, Eric Curry, Michael Irving

Technical fouls: Fresno State-None. New Mexico-None.

Attendance: 11844

Score by periods	1st	2nd	Total
Fresno State	34	39	73
New Mexico	36	42	78

	In Paint	Off T/O	2nd Chance	Fast Break	Bench
FS	44	20	10	10	5
NM	30	12	12	10	28

Last FG - FS 2nd-00:04, NM 2nd-01:22.
Largest lead - FS by 2 1st-16:05, NM by 14 1st-08:56.
FS led for 01:28. NM led for 36:32. Game was tied for 02:00.

Score tied - 4 times.
Lead changed - 2 times.