



BOISE STATE™

FOOTBALL

TM

TABLE OF CONTENTS

2National Polls
3 MW Standings / MW Schedule /
National Rankings
4Opponent Schedules / National Rankings
5Depth Chart
6Team Notes / Drive Summary
7Team Notes / The Hammer
8Team Notes / Future Schedules
9Team Notes / Explosive Plays
10-11Offensive Notes / Game Captains
12-13Defensive Notes / Broncos in the NFL
14-15Individual Notes
16-17Head Coach Bryan Harsin
18Bronco Assistant Coaches
19Games Against The "Resource 5" /
Jersey Combinations
20Team Statistics / National Rankings
21Starters / Participation
22Bronco Radio Network / The Blue
23Games Played When Ranked
24Blocked Kicks / Ranked Opponents /
Overtime Games
25Non-Saturday Games
26National TV Games
27Non-Offensive Touchdowns
28-30The Last Time
31-352015 Game-by-Game Summaries
36-37Rosters / Pronunciation
38-432015 Statistics

QUICK FACTS

Location:Boise, Idaho
 Founded:1932
 Enrollment:22,259
 Nickname:Broncos
 Colors:Blue and Orange
 Stadium:Albertsons Stadium (36,387)
 Surface:Blue Field Turf
 Conference:Mountain West
 President:Dr. Robert Kustra
 Athletic Director:Curt Apsey
 Head Coach:Bryan Harsin
 Record at Boise State:19-4, Second Year
 Overall Record:26-9, Third Year

Asst. AD/Communications.Joe Nickell
 E-Mail: joenickell@boisestate.edu
 Office Phone: 208.426.3868
 Cell Phone: 208.631.5483
 Assistant SID.Aaron Juarez
 E-Mail: aaronjuarez@boisestate.edu
 Office Phone: 208.426.3438
 Cell Phone: 208.982.0040
 Graduate Assistant SID.Pete Clark
 E-Mail: peterclark736@boisestate.edu
 Cell Phone: 928.699.3458



BOISE STATE
 2015: 7-2, 4-1 MW

2015 SCHEDULE / RESULTS

DATE	OPPONENT	TIME (MT)/SCORE
Sept. 4	WASHINGTON	W, 16-13
Sept. 12	@ BYU	L, 24-35
Sept. 18	IDAHO STATE	W, 52-0
Sept. 25	@ Virginia	W, 56-14
Oct. 3	HAWAII *	W, 55-0
Oct. 10	@ Colorado State *	W, 41-10
Oct. 16	@ Utah State *	L, 26-52
Oct. 24	WYOMING *	W, 34-14
Oct. 31	@ UNLV *	W, 55-27
Nov. 14	NEW MEXICO *	8:15 p.m.
Nov. 20	AIR FORCE *	7:30 p.m.
Nov. 27	@ San Jose State *	1:30 p.m.

* - Mountain West Game
 Home Games in CAPS / BOLD



NEW MEXICO
 2015: 5-4, 3-2 MW

2015 SCHEDULE / RESULTS

DATE	OPPONENT	TIME (MT)/SCORE
Sept. 5	MISSISSIPPI VALLEY STATE	W, 66-0
Sept. 12	TULSA	L, 21-40
Sept. 18	@ Arizona State	L, 10-34
Sept. 26	@ Wyoming *	W, 38-28
Oct. 3	NEW MEXICO STATE	W, 38-29
Oct. 10	@ Nevada *	L, 17-35
Oct. 17	HAWAII *	W, 28-27
Oct. 24	@ San Jose State *	L, 21-31
Nov. 7	UTAH STATE *	W, 14-13
Nov. 14	@ Boise State *	8:15 p.m.
Nov. 21	COLORADO STATE *	3:30 p.m.
Nov. 28	AIR FORCE *	TBA

* - Mountain West Game
 Home Games in CAPS / BOLD

BRONCO FOOTBALL GAME NOTES

Date: Saturday; Nov. 14
 Time: 8:15 p.m. (MT)
 Location: Boise, Idaho
 Stadium: Albertsons Stadium (36,387)
 Series: Boise State Leads, 6-0

TV: ESPN
 Play-by-Play: Mike Corey
 Analyst: David Diaz-Infante

Radio:Bronco Radio Network
 KBOI 670 AM (Boise Flagship)
 Play-by-Play: Bob Behler
 Analyst: Pete Cavender

THE GAME: Fresh off its first and only bye of the 2015 season, the Boise State football team (7-2, 4-1 MW) will host New Mexico (5-4, 3-2 MW) Saturday, Nov. 14. Kick is scheduled for 8:15 p.m. at Albertsons Stadium, and the game will be nationally televised by ESPN.

READY TO RETURN: Saturday's contest against New Mexico follows Boise State's lone bye of the season on Nov. 7. The week following a bye has historically been kind to the Broncos, as the team is 23-3 including an ongoing run of 21-straight wins in games after a bye since joining FBS in 1996.

The last time Boise State lost the game after a bye week was Oct. 7, 2000, when the Broncos fell 42-35 at Washington State.



NATIONAL POLLS

BRONCOS IN THE POLLS

14 YEARS IN THE RANKINGS: Boise State debuted at No. 23 and No. 24 in the preseason edition of the 2015 Associated Press and USA Today Coaches Polls, respectively, and moved up to Nos. 20 and 22 in week two before falling out with a loss to BYU. The Broncos' highest ranking in 2015 was 20 in each poll.

The Broncos have been ranked for at least one week in both the AP and Coaches Polls in each of the last 14 seasons.

EARLY EXPECTATIONS: Boise State opened the 2015 season ranked in both the AP (23) and Coaches (24) Polls, the sixth time in the last seven seasons that the Broncos were ranked to start the year. Boise State opened 2014 outside of the top 25, and concluded the season ranked 16th in each. A look at where the Broncos started each of the last seven years can be found below:

2009 - 14 (AP) / 16 (Coaches)
 2010 - 3 (AP) / 5 (Coaches)
 2011 - 8 (AP) / 6 (Coaches)
 2012 - 24 (AP) / 22 (Coaches)
 2013 - 19 (AP) / 19 (Coaches)
 2014 - Not Ranked
 2015 - 23 (AP) / 24 (Coaches)

SUCCESS WHEN RANKED: Boise State has an all-time record of 93-13 (.877) when ranked in the top 25 of the AP and/or Coaches Polls. A complete breakdown of every game played while ranked can be found on page 23.

CFP POLL: Boise State concluded the inaugural season of the College Football Playoff Poll at No. 20 in the final edition of the rankings. As the highest-ranked team from the Group of Five, the Broncos earned a trip to the VIZIO Fiesta Bowl. The Broncos checked in at No. 23 in the CFP Poll Nov. 25, the team's first appearance in the new ranking system. Only three Group of Five schools were ranked in the poll during the 2014 season, and Boise State was the only team to post a win the week after joining the rankings. The Broncos went 2-0 while ranked in the CFP Top 25.

ASSOCIATED PRESS POLL

(NOV. 8)			
Team	Record	Pts	Pvs.
1 Clemson(31)	9-0	1489	3
2 Ohio State(26)	9-0	1460	1
3 Alabama(2)	8-1	1376	7
4 Baylor(2)	8-0	1351	2
5 Oklahoma State	9-0	1256	12
6 Notre Dame	8-1	1219	8
7 Stanford	8-1	1144	9
8 Iowa	9-0	1091	10
9 LSU	7-1	1050	4
10 Utah	8-1	900	13
11 Florida	8-1	887	11
12 Oklahoma	8-1	858	14
13 TCU	8-1	841	5
14 Michigan State	8-1	807	6
15 Michigan	7-2	684	16
16 Houston	9-0	561	18
17 North Carolina	8-1	506	21
18 UCLA	7-2	403	22
19 Florida State	7-2	379	17
20 Mississippi State	7-2	357	24
21 Temple	8-1	310	23
22 Navy	7-1	218	NR
23 Wisconsin	8-2	183	NR
24 Northwestern	7-2	177	NR
25 Memphis	8-1	137	15

Dropped from rankings: Ole Miss 19, Toledo 20, Texas A&M 25

Others receiving votes: USC 104, BYU 35, Ole Miss 22, Texas A&M 6, [Boise State](#) 6, Toledo 4, Washington State 2, Western Kentucky 2

USA TODAY COACHES POLL

(NOV. 8)			
Team	Record	Pts	Pvs.
1 Ohio State(34)	9-0	1526	1
2 Clemson(21)	9-0	1511	5
3 Baylor(5)	8-0	1439	2
4 Alabama(3)	8-1	1410	7
5 Oklahoma State	9-0	1267	10
6 Notre Dame	8-1	1234	9
7 Stanford	8-1	1197	8
8 Iowa	9-0	1119	11
9 LSU	7-1	1023	4
10 Florida	8-1	949	12
11 Oklahoma	8-1	936	13
12 TCU	8-1	898	3
13 Utah	8-1	862	14
14 Michigan State	8-1	849	6
15 Michigan	7-2	683	17
16 Houston	9-0	577	18
17 North Carolina	8-1	524	21
18 UCLA	7-2	413	22
Florida State	7-2	413	15
20 Mississippi State	7-2	356	25
21 Temple	8-1	323	23
22 Wisconsin	8-2	227	NR
23 Navy	7-1	212	NR
24 Northwestern	7-2	166	NR
25 Memphis	8-1	147	16

Dropped from rankings: Ole Miss 19, Toledo 20, Texas A&M 24

Others receiving votes: USC 57, BYU 40, Ole Miss 27, Oregon 25, Washington State 20, Texas A&M 10, [Boise State](#) 9, Toledo 8, Western Kentucky 7, Georgia 5, Arkansas 2, Appalachian State 2, Bowling Green 1, Pittsburgh 1



MW SCHEDULE/STANDINGS/ WINNING LISTS

WINNINGEST FBS PROGRAMS (ALL-TIME)

TEAM	W	L	T	PCT
1. Notre Dame	890	311	42	.733
2. Michigan	922	330	36	.729
3. Boise State	415	157	2	.725
4. Ohio State	872	319	53	.722
5. Oklahoma	858	318	53	.719
6. Alabama	858	326	43	.717
7. Texas	885	351	33	.710
8. USC	811	330	54	.702
9. Nebraska	878	367	40	.699
10. Penn State	856	378	41	.687
11. Florida State	519	240	17	.6797
12. Tennessee	815	371	53	.6791
13. LSU	768	402	47	.650
14. Ga. Southern	370	197	10	.649
15. Georgia	783	413	54	.648

NATIONAL HOME WINNING % (2000-PRESENT)

TEAM	RECORD	PCT
1. Boise State	96-4	.960
2. Oklahoma	89-8	.918
3. Ohio State	100-12	.893
4. LSU	97-14	.874
5. TCU	79-14	.849
6. Georgia	85-17	.833
7. Oregon	85-18	.825
8. Wisconsin	90-21	.811
9. Florida	85-20	.809
10. Florida State	81-21	.794
11. Auburn	90-24	.7895
12. Virginia Tech	82-23	.7885
13. Nebraska	88-24	.786
14. Texas	76-21	.784
15. USC	79-22	.782

HIGHEST SCORING TEAMS (2000-PRESENT)

TEAM	GMS	PTS	AVG
1. Boise State	204	8,198	40.19
2. Oregon	202	7,714	38.19
3. Oklahoma	209	7,779	37.22
4. Texas Tech	201	7,338	36.51
5. Texas	202	7,073	35.01
6. USC	202	6,898	34.15
7. TCU	197	6,640	33.71
8. Florida	202	6,447	32.92
9. Kansas State	198	6,505	32.85
10. Hawai'i	205	6,415	31.29

2015 MOUNTAIN WEST STANDINGS

TEAM	MW	PCT	OVERALL	PCT
MOUNTAIN DIVISION				
Boise State	4-1	.800	7-2	.778
Air Force	4-1	.800	6-3	.667
Utah State	4-2	.667	5-4	.556
New Mexico	3-2	.600	5-4	.556
Colorado State	2-3	.400	4-5	.444
Wyoming	1-5	.167	1-9	.100
WEST DIVISION				
San Diego State	5-0	1.000	6-3	.667
Nevada	3-2	.600	5-4	.556
San Jose State	3-2	.600	4-5	.444
UNLV	2-3	.400	3-6	.333
Fresno State	1-5	.167	2-7	.222
Hawai'i	0-6	.000	2-8	.200

THIS WEEK'S MOUNTAIN WEST SCHEDULE

DATE	GAME	TV	TIME (MT)
Nov. 14	Utah State @ Air Force	ESPN3	12 p.m.
	San Jose State @ Nevada	MW Network	3 p.m.
	UNLV @ Colorado State	ROOT Sports MW Network	5 p.m.
	Fresno State @ Hawai'i	TWC Oceanic MW Network	6 p.m.
	Wyoming @ San Diego State	CBS Sports Network	7:30 p.m.
	Boise State @ UNLV	ESPN2	8:15 p.m.

NEXT WEEK'S MOUNTAIN WEST SCHEDULE

DATE	GAME	TV	TIME (MT)
Nov. 20	Air Force @ Boise State	ESPN2	7:30 p.m.
Nov. 21	Fresno State @ BYU	None	TBA
	Nevada @ Utah State	ESPN Network	TBA
	Colorado State @ New Mexico	ROOT Sports MW Network	3:30 p.m.
	San Jose State @ Hawai'i	TWC Oceanic MW Network	6 p.m.
	San Diego State @ UNLV	CBS Sports Network	9:30 p.m.



2015 OPPONENT SCHEDULES/ WINNING LISTS

NATIONAL CONFERENCE WINNING % (2000-PRESENT)

TEAM	RECORD	PCT
1. Boise State	110-11	.909
2. Ohio State	103-22	.824
3. Oklahoma	109-27	.802
4. Florida State	95-32	.748
5. Oregon	102-34	.750
6. TCU	94-33	.740
7. Texas	95-36	.725
8. USC	97-38	.719
9. LSU	90-38	.703
10. Florida	91-39	.700
11. Virginia Tech	86-38	.694
12. Georgia	89-41	.685
13. Alabama	86-42	.672
14. Fresno State	83-42	.664
15. Louisville	74-41	.643

NATIONAL OVERALL WINNING % (2000-PRESENT)

TEAM	RECORD	PCT
1. Boise State	174-30	.853
2. Ohio State	167-36	.823
3. Oklahoma	169-40	.809
4. LSU	157-46	.773
5. TCU	150-47	.761
6. Oregon	152-50	.753
7. USC	152-50	.753
8. Texas	150-52	.745
9. Georgia	150-57	.734
10. Florida State	150-57	.725
11. Florida	145-57	.718
12. Alabama	145-58	.714
13. Virginia Tech	146-60	.709
14. Wisconsin	143-63	.694
15. Auburn	138-64	.683

WINS BY WEST COAST TEAMS (2000-PRESENT)

TEAM	WINS
1. Boise State	174
2. Oregon	153
3. USC	152
4. Utah	131
5. BYU	129
6. Fresno State	121
7. UCLA	113
8. Oregon State	111
9. Arizona State	109
10. Hawai'i	106

DATE	OPP	TIME (MT)/SCORE
Sept. 4	@ Boise State	L, 13-16
Sept. 12	SACRAMENTO STATE	W, 49-0
Sept. 19	UTAH STATE	W, 31-17
Sept. 26	CALIFORNIA *	L, 24-30
Oct. 8	@ USC *	W, 17-12
Oct. 17	OREGON *	L, 20-26
Oct. 24	@ Stanford *	L, 14-31
Oct. 31	ARIZONA *	W, 49-3
Nov. 7	UTAH *	L, 23-34
Nov. 14	@ Arizona State *	TBA
Nov. 21	@ Oregon State *	TBA
Nov. 27	WASHINGTON STATE *	TBA

DATE	OPP	TIME (MT)/SCORE
Sept. 5	@ Nebraska	W, 33-28
Sept. 12	BOISE STATE	W, 35-24
Sept. 19	@ UCLA	L, 23-24
Sept. 26	@ Michigan	L, 0-31
Oct. 2	CONNECTICUT	W, 30-13
Oct. 10	EAST CAROLINA	W, 45-38
Oct. 16	CINCINNATI	W, 38-24
Oct. 24	WAGNER	W, 70-6
Nov. 6	@ San Jose State	W, 17-16
Nov. 14	@ Missouri	TBA
Nov. 21	FRESNO STATE	TBA
Nov. 28	@ Utah State	1:30 p.m.

DATE	OPP	TIME (MT)/SCORE
Sept. 5	BLACK HILLS STATE	W, 55-0
Sept. 12	PORTLAND STATE *	L, 14-34
Sept. 18	@ Boise State	L, 0-52
Sept. 26	@ UNLV	L, 8-80
Oct. 3	@ Cal Poly *	L, 26-58
Oct. 10	@ North Dakota *	W, 37-31
Oct. 17	EASTERN WASHINGTON *	L, 28-45
Oct. 24	@ Sacramento State *	L, 13-38
Nov. 7	MONTANA *	L, 27-33 (OT)
Nov. 14	MONTANA STATE *	2:35 p.m.
Nov. 21	@ Weber State *	1 p.m.

DATE	OPP	TIME (MT)/SCORE
Sept. 5	@ UCLA	L, 16-34
Sept. 12	NOTRE DAME	L, 27-34
Sept. 19	WILLIAM & MARY	W, 35-29
Sept. 25	BOISE STATE	L, 14-56
Oct. 10	@ Pittsburgh *	L, 19-26
Oct. 17	SYRACUSE *	W, 44-38
Oct. 24	@ North Carolina *	L, 13-26
Oct. 31	GEORGIA TECH *	W, 27-21
Nov. 7	@ Miami *	L, 21-27
Nov. 14	@ Louisville *	TBA
Nov. 21	DUKE *	TBA
Nov. 28	VIRGINIA TECH *	TBA

DATE	OPP	TIME (MT)/SCORE
Sept. 3	COLORADO	W, 28-20
Sept. 12	@ Ohio State	L, 0-38
Sept. 19	UC Davis	W, 47-27
Sept. 26	@ Wisconsin	L, 0-28
Oct. 3	@ Boise State *	L, 0-55
Oct. 10	SAN DIEGO STATE *	L, 14-28
Oct. 17	@ New Mexico *	L, 27-28
Oct. 24	@ Nevada *	L, 20-30
Oct. 31	AIR FORCE *	L, 7-58
Nov. 7	@ UNLV *	L, 21-41
Nov. 14	FRESNO STATE *	11 p.m.
Nov. 21	SAN JOSE STATE *	11 p.m.
Nov. 28	LOUISIANA-MONROE	11 p.m.

DATE	OPP	TIME (MT)/SCORE
Sept. 5	SAVANNAH STATE	W, 65-13
Sept. 12	MINNESOTA	L, 20-23
Sept. 19	vs. Colorado	L, 24-27
Sept. 26	@ UTSA	W, 33-31
Oct. 3	@ Utah State *	L, 18-33
Oct. 10	BOISE STATE *	L, 10-41
Oct. 17	AIR FORCE *	W, 38-23
Oct. 31	SAN DIEGO STATE *	L, 17-41
Nov. 7	@ Wyoming *	W, 26-7
Nov. 14	UNLV *	5 p.m.
Nov. 21	@ New Mexico *	3:30 p.m.
Nov. 28	@ Fresno State *	7 p.m.

DATE	OPP	TIME (MT)/SCORE
Sept. 3	SOUTHERN UTAH	W, 12-9
Sept. 11	@ Utah	L, 14-24
Sept. 19	@ Washington	L, 17-31
Oct. 3	COLORADO STATE *	W, 33-18
Oct. 10	@ Fresno State *	W, 56-14
Oct. 16	BOISE STATE *	W, 52-26
Oct. 23	@ San Diego State *	L, 14-48
Oct. 30	WYOMING *	W, 58-27
Nov. 7	@ New Mexico *	L, 13-14
Nov. 14	@ Air Force *	TBA
Nov. 21	NEVADA *	TBA
Nov. 28	BYU	1:30 p.m.

DATE	OPP	TIME (MT)/SCORE
Sept. 5	NORTH DAKOTA	L, 13-24
Sept. 12	EASTERN MICHIGAN	L, 29-48
Sept. 19	@ Washington State	L, 14-31
Sept. 26	NEW MEXICO *	L, 28-38
Oct. 3	@ Appalachian State	L, 13-31
Oct. 10	@ Air Force *	L, 17-31
Oct. 17	NEVADA *	W, 28-21
Oct. 24	@ Boise State *	L, 14-34
Oct. 30	@ Utah State *	L, 27-58
Nov. 7	COLORADO STATE *	L, 7-26
Nov. 14	@ San Diego State *	8:30 p.m.
Nov. 28	UNLV *	Noon

DATE	OPP	TIME (MT)/SCORE
Sept. 5	@ Northern Illinois	L, 30-38
Sept. 12	UCLA	L, 3-37
Sept. 19	@ Michigan	L, 7-28
Sept. 26	IDAHO STATE	W, 80-8
Oct. 3	@ Nevada *	W, 23-17
Oct. 10	SAN JOSE STATE *	L, 27-33
Oct. 16	@ Fresno State *	L, 28-31
Oct. 31	BOISE STATE *	L, 27-55
Nov. 7	HAWAII *	L, 21-41
Nov. 14	@ Colorado State *	5 p.m.
Nov. 21	SAN DIEGO STATE *	8:30 p.m.
Nov. 28	@ Wyoming *	Noon

DATE	OPP	TIME (MT)/SCORE
Sept. 5	MISSISSIPPI VALLEY STATE	W, 66-0
Sept. 12	TULSA	L, 21-40
Sept. 18	@ Arizona State	L, 10-34
Sept. 26	@ Wyoming *	W, 38-28
Oct. 3	NEW MEXICO STATE	W, 38-29
Oct. 10	@ Nevada *	L, 17-35
Oct. 17	HAWAII *	W, 28-27
Oct. 24	@ San Jose State *	L, 21-31
Nov. 7	UTAH STATE *	W, 14-13
Nov. 14	@ Boise State *	TBA
Nov. 21	COLORADO STATE *	3:30 p.m.
Nov. 28	AIR FORCE *	TBA

DATE	OPP	TIME (MT)/SCORE
Sept. 5	MORGAN STATE	W, 63-7
Sept. 12	SAN JOSE STATE *	W, 37-16
Sept. 19	@ Michigan State	L, 21-35
Oct. 3	@ Navy	L, 11-33
Oct. 10	WYOMING *	W, 31-17
Oct. 17	@ Colorado State *	L, 23-38
Oct. 24	FRESNO STATE *	W, 42-14
Oct. 31	@ Hawai'i *	W, 58-7
Nov. 7	ARMY	W, 20-3
Nov. 14	UTAH STATE *	TBA
Nov. 20	@ Boise State *	7:30 p.m.
Nov. 28	@ New Mexico *	TBA

DATE	OPP	TIME (MT)/SCORE
Sept. 3	NEW HAMPSHIRE	W, 43-13
Sept. 12	@ Air Force *	L, 16-37
Sept. 19	@ Oregon State	L, 21-35
Sept. 26	FRESNO STATE *	W, 49-23
Oct. 3	@ Auburn	L, 21-35
Oct. 10	@ UNLV *	W, 33-27
Oct. 17	SAN DIEGO STATE *	L, 7-30
Oct. 24	NEW MEXICO *	W, 31-21
Nov. 6	BYU	L, 16-17
Nov. 14	@ Nevada *	2 p.m.
Nov. 21	@ Hawai'i *	11 p.m.
Nov. 27	BOISE STATE *	1:30 p.m.



DEPTH CHART NEW MEXICO (NOV. 7)

OFFENSE

X	82	Thomas Sperbeck (JR//6-0//175)
	80	D.J. Dean (RS-SO//6-1//197)
	17	Austin Cottrell (SO//6-2//206)
H	1	Shane Williams-Rhodes (SR//5-6//173)
	20	Terrell Johnson (RS-SR//5-9//173)
	81	Akilian Butler (FR//5-10//175)
Z	6	Chaz Anderson (RS-JR//5-10//186)
	28	A.J. Richardson (RS-FR//6-0//205)
LT	74	Archie Lewis (RS-SO//6-3//289)
	78	Andres Preciado (RS-FR//6-6//277)
LG	73	Travis Averill (RS-JR//6-3//299)
	52	Andrew Tercek (RS-SO//6-1//281)
C	72	Marcus Henry (RS-SR//6-3//293)
	59	Mason Hampton (RS-SO//6-3//290)
RG	70	Steven Baggett (RS-JR//6-3//282)
	60	Kellen Buhr (RS-JR//6-1//282)
	57	Tennessee Su'esu'e (RS-FR//6-1//301)
RT	66	Mario Yakoo (RS-JR//6-4//329)
	76	Jerhen Ertel (RS-SR//6-6//276)
TE	88	Jake Roh (RS-SO//6-3//229)
	85	Holden Huff (RS-SR//6-6//226)
	84	Jake Hardee (RS-SR//6-3//239)
	87	Alec Dhaenens (RS-SO//6-3//244)
QB	4	Brett Rypien (FR//6-2//199)
	3	Thomas Stuart (RS-SO//5-11//196)
	18	Alex Ogle (RS-FR//6-3//206)
RB	13	Jeremy McNichols (SO//5-9//205)
	39	Kelsey Young (RS-SR//5-10//198)
	26	Devan Demas (RS-JR//5-8//175)
	21	Jack Fields (SR//5-9//194)

DEFENSE

DE	69	Tyler Horn (RS-SR//6-5//268)
	94	Sam McCaskill (RS-JR//6-3//257)
	32	Rondell McNair (RS-SR//6-2//236)
NT	40	Armand Nance (SR//6-0//306)
	58	Robert Ash (RS-SR//6-3//288)
DT	90	Justin Taimatuia (RS-SR//6-0//298)
	55	Tutulupeatau Mataele (RS-SR//6-3//296)
	96	Elliot Hoyte (RS-JR//6-4//271)
STUD	8	Kamalei Correa (JR//6-3//248)
	18	Jabril Frazier (RS-FR//6-4//232)
	91	Durrant Miles (FR//6-5//226)
WLB	51	Ben Weaver (RS-JR//6-0//228)
OR	36	Tyler Gray (SR//6-4//232)
	38	Leighton Vander Esch (RS-FR//6-4//234)
MLB	20	Tanner Vallejo (JR//6-1//230)
	7	Joe Martarano (RS-SO//6-3//228)
	44	Darren Lee (JR//6-1//229)
N	3	Chancellor James (RS-JR//6-2//216)
	9	Mercy Maston (RS-SR//5-11//208)
CB	25	Raymond Ford (RS-JR//5-10//183)
OR	14	Tyler Horton (FR//5-11//172)
S	24	Kameron Miles (RS-SO//6-1//215)
	31	Skyler Seibold (RS-FR//6-1//192)
S	4	Darian Thompson (RS-SR//6-2//212)
	37	Cameron Hartsfield (RS-SO//5-10//187)
CB	2	Jonathan Moxey (JR//5-10//188)
	25	Raymond Ford (RS-JR//5-10//183)

SPECIALISTS

K	49	Tyler Rausa (RS-JR//5-9//183)
	48	Blake Gonzalez (RS-FR//5-9//173)
HOLD	19	Sean Wale (RS-JR//6-2//185)
SNAP	46	Kevin Keane (SR//6-0//207)
	42	Matt Cota (RS-SO//6-1//179)
P	19	Sean Wale (RS-JR//6-2//185)
KO	49	Tyler Rausa (RS-JR//5-9//183)
	48	Blake Gonzalez (RS-FR//5-9//173)
KR	13	Jeremy McNichols (SO//5-9//205)
	39	Kelsey Young (RS-SR//5-10//198)
PR	1	Shane Williams-Rhodes (SR//5-6//173)
	5	Donte Deayon (SR//5-9//155)



GAME NOTES (TEAM)/ DRIVE SUMMARY

2015 DRIVE SUMMARY

BOISE STATE

DRIVE YARDS	TOTAL DRIVES	SCORING DRIVES
<0	15	1
0-9	29	5
10-19	10	1
20-29	7	1
30-39	11	4
40-49	11	4
50-59	11	9
60-69	11	10
70-79	10	9
80-89	10	10
90-99	3	3

POSSESSIONS WITH PLAYS

INSIDE THE:		TD	FG
30-yd line	55	32	16
20-yd line	43	29	10
15-yd line	36	28	7
10-yd line	27	21	4
5-yd line	16	15	

RED ZONE OPPORTUNITIES

TD	FG
29-45	11-45
.644	.244

TOTAL: 40-of-45 (.889)

OPPONENT

DRIVE YARDS	TOTAL DRIVES	SCORING DRIVES
<0	10	
0-9	46	1
10-19	26	4
20-29	12	2
30-39	7	
40-49	4	1
50-59	4	1
60-69	4	4
70-79	10	8
80-89	2	2
90-99		

POSSESSIONS WITH PLAYS

INSIDE THE:		TD	FG
30-yd line	25	12	5
20-yd line	21	11	4
15-yd line	17	10	4
10-yd line	13	7	3
5-yd line	9	5	1

RED ZONE OPPORTUNITIES

TD	FG
11-21	4-21
.524	.191

TOTAL: 15-21 (.714)

THE HARSIN ERA: The Broncos are in their second year under head coach Bryan Harsin, a former Bronco quarterback and assistant coach. Harsin led the Broncos to a record of 12-2 in his debut season, which included the school's first outright Mountain West Championship since joining the league in 2011 and the school's third victory in the Fiesta Bowl.

For his efforts during his debut season, Harsin was named a finalist for the Paul "Bear" Bryant National Coach of the Year Award, the Eddie Robinson National Coach of the Year Award and the Dodd Trophy, given annually by the Bobby Dodd Coach of the Year Foundation.

For the second-straight season, Harsin has been named a midseason finalist for the Dodd Trophy, as on Oct. 16 he was one of 20 candidates named, and the only one from a non-Resource Five school.

IN OUR HANDS: When Boise State steps back onto the field of play Saturday against New Mexico, it does so in control of its own destiny for the Mountain Division crown. Two losses over the last three weeks from Utah State, most recently a 14-13 defeat at New Mexico on Nov. 7, have put the Broncos a game ahead of the Aggies, the only Mountain West team with a win over Boise State, in the division standings.

Should the Broncos win out over its three remaining Mountain West games (home against New Mexico and Air Force, at San Jose State) it would capture the Mountain Division for the second-straight year. However, the Broncos' next two contests (against New Mexico and Air Force) are against teams that also control their own destiny towards the division title and a spot in the Sports Authority Mountain West Championship.

BOWL ELIGIBLE AGAIN: Oct. 24's win over Wyoming improved Boise State to 6-2 on the year (3-1 Mountain West), making the Broncos bowl-eligible for the 18th-straight season, and eligible to go to their 14th-straight bowl game (Boise State was bowl-eligible at 8-4 in 2001 but was not selected for a bowl game).

TOP 20 ON OFFENSE AND DEFENSE: Through the games of Nov. 7, Boise State remains in the FBS' top 20 in both scoring

offense and scoring defense. The Broncos' 39.9 points per game (14th in FBS) and 18.3 points allowed per game (18th) make it one of five teams in the country to rank in the top 20 in both categories, being joined in that club by Oklahoma, Ohio State, Clemson and Appalachian State.

UNBEATEN AGAINST NEW MEXICO: Boise State is 6-0 all-time against New Mexico heading into Saturday's matchup, but the two teams have played some exciting games against each other. There's been a stark difference in games in Boise and in Albuquerque, as although the Broncos are 3-0 in each situation (home and away), the scoring margins differ fairly drastically.

At home, the Broncos have won the three meetings by an average of 28.0 points, including wins of 45-0 and 45-17 in 2011 and 2013, respectively. In Albuquerque, however, the Broncos have won by an average of just 10.3 points, including a tight 32-29 win in 2012 and a wild 60-49 victory last year in which the Broncos made a furious comeback from an 11-point deficit halfway through the third quarter.

18-YEAR WINNING STREAK: Boise State has cemented a winning record in 2015, its 18th-consecutive winning season. The Broncos went 5-6 in 1997, the last season without a winning record and one of only five seasons with a losing record in school history.

KEEP STOPPING THE RUN: Boise State's defense has proven itself stout against the run this season, currently ranking fourth in the country with just 83.4 rushing yards allowed per game. That figure will be put to the test once again this weekend, as New Mexico enters Saturday's contest ranked second in the Mountain West and 13th in the nation with 235.4 rushing yards per game.

Lobos running back Teriyon Gibson also ranks ninth in the Mountain West with 588 rushing yards and eighth with 73.5 rushing yards per game in addition to scoring five times on the ground.

Only four times over nine games in 2015 has an opponent hit the century mark on the ground, with those four performances coming over the last five games (Colorado State on Oct. 10, Utah State on Oct. 16, Wyoming on Oct. 24, UNLV on Oct. 31).



GAME NOTES (TEAM)

THE HAMMER



Boise State awards The Hammer to the individual who makes the best special teams play the previous week, and that player leads the team out onto the field the following game.

Washington.....Darren Lee
 BYU.....Joe Martarano
 Idaho State.....Darren Lee
 Virginia.....Tyler Gray
 Hawai'i.....Justin Taimatuia
 Colorado State.....Chancellor James
 Utah State.....Chancellor James
 Wyoming.....Armand Nance
 UNLV.....Leighton Vander Esch
 New Mexico.....
 Air Force.....
 San Jose State.....

PREVIOUS WINNERS

Chaz Anderson
Wyoming, 2013
 Kamalei Correa
Connecticut, 2014
Air Force, 2014
 Jake Hardee
BYU, 2014
 Marcus Henry
Nevada, 2014
 Tyler Horn
New Mexico, 2012
 Darren Lee
Oregon State, 2013
Louisiana-Lafayette, 2014
Fresno State, 2014
 Tanner Vallejo
Fresno State, 2013
Fresno State (MW), 2014

THE TOUCHDOWN MACHINE: Running back Jeremy McNichols is tied for third in the FBS in touchdowns scored (17), three behind co-leaders Corey Coleman (Baylor) and Kenneth Dixon (Louisiana Tech), after scoring once in Oct. 31's 55-27 win at UNLV.

McNichols' 14 rushing touchdowns are tied for sixth in the FBS three behind national leaders Dixon and Alabama's Derrick Henry.

The Boise State single-season record for rushing touchdowns is 28, set by Jay Ajayi last year, and the overall single-season mark for touchdowns scored is 32, shared by Ajayi (2014) and Brock Forsey (2002). With 17 touchdowns through nine team games, McNichols is equal to Ajayi's scoring pace (17 TDs through nine games) and behind Forsey's (20 TDs through nine games) for total touchdowns, and with 14 rushing scores through nine games is equal to Ajayi's 2014 pace.

NEED TO FINISH STRONG: Saturday's contest against New Mexico will be the first in the month of November this year for Boise State, and the Broncos will be going for their second-straight unbeaten November after going 4-0 last season.

Last year's unbeaten November was just the first for the Broncos since 2009, and since 2010 Boise State is 15-4, with lone November losses in 2010 and 2011 breaking up what had been undefeated seasons to that point. Boise State's last loss in November came on Nov. 23, 2013 in a 34-31 loss at San Diego State.

HOME SHUTOUT STREAK SNAPPED: Wyoming's touchdown with 57 seconds remaining in the first half of Oct. 24's contest at Albertsons Stadium, a 15-yard pass from Cameron Coffman to Jake Maulhardt, was the first offensive touchdown the Broncos have given up in 2015. It also snapped Boise State's streak of 214:34 of game time without giving up an offensive TD at home. The last offensive TD scored by an opponent at Albertsons Stadium prior to Coffman's pass to Maulhardt was a Fresno State score (Brian Burrell's 25-yard pass to Greg Watson) with 5:31 left in the Sports Authority Mountain West Championship on Dec. 6, 2014.

The touchdown also ended Boise State's overall shutout streak at home at 156:32, as the most recent points given up at Albertsons

Stadium came on a 28-yard field goal by Washington's Cameron Van Winkle with 7:29 to play on Sept. 4.

MULTIPLE SHUTOUTS: This season Boise State has recorded two shutouts, a 52-0 win over Idaho State (Sept. 18) and a 55-0 blanking of Hawai'i (Oct. 3) which was also the sixth-largest shutout in program history. The back-to-back shutouts at home also repeated a feat last achieved in 1986, when the Broncos first goose-egged Humboldt State, 74-0 on Sept. 27 and followed up with a 31-0 victory over Montana on Oct. 11.

With two shutouts over the season's first eight games, the Broncos are well within range of the program record of three in a single-season, set in 1968, 1970 and 2010.

Boise State is also on a historic pace in terms of points allowed per home game. At home, the Broncos have allowed just 27 points through four games, putting themselves within range of the records for fewest points allowed at Albertsons Stadium, which stand at 96 for a seven-game home slate (2009) and 70 for a six-game slate (2012). At present, Boise State will host at least six games and up to seven should it be the site of the 2015 Sports Authority Mountain West Championship.

FIFTY-SOMETHING: Oct. 3's 55-0 win over Hawai'i was the third time this season in which the Broncos crossed the half-century mark against an opponent. Boise State previously got past 50 this season in wins over Idaho State (52-0) and Virginia (56-14).

The last time the Broncos scored at least 50 points three-straight times was a stretch of four in a row from Oct. 29-Nov. 27, 2004. However, one of those games, a 56-49 win at San Jose State, went to double overtime. The last time Boise State scored at least 50 points in regulation of three-straight games was Oct. 25-Nov. 15, 2003 (77 vs San Jose State, 50 at BYU, 51 vs. UTEP).

CONFERENCE SUCCESS: Oct. 31's 55-27 win at UNLV upped the Broncos' record to 4-1 in Mountain West play, and improved Boise State's impressive all-time conference record.

Since joining the FBS in 1996, the Broncos have played in three conferences: the Big West, WAC and Mountain West. Over the campaigns in those three conferences, the



GAME NOTES (TEAM)/ FUTURE SCHEDULES

FUTURE SCHEDULES

A look at Boise State's future nonconference schedules by year can be found below:

2015
..... WASHINGTON
..... @ BYU
..... IDAHO STATE
..... @ Virginia

2016
..... @ Louisiana-Lafayette
..... WASHINGTON STATE
..... @ Oregon State
..... BYU

2017
..... TROY
..... @ Washington State
..... VIRGINIA
..... @ BYU

2018
..... @ Troy
..... CONNECTICUT
..... @ Oklahoma State
..... BYU

2019
..... @ Florida State
..... MARSHALL
..... @ BYU

2020
..... FLORIDA STATE
..... @ Marshall
..... BYU

2021
..... UTEP
..... OKLAHOMA STATE
..... @ BYU

2022
..... @ Oregon State
..... MICHIGAN STATE
..... @ UTEP
..... BYU

2023
..... OREGON STATE
..... RICE
..... @ Michigan State
..... @ BYU

2024
..... @ Rice
..... CINCINNATI

2025
..... @ Cincinnati

Broncos have posted an all-time record of 121-21 (.852), including a 30-6 (.833) mark in Mountain West play since 2011.

AGAINST THE RESOURCE FIVE: With Sept. 25's 56-14 win over Virginia in the books, Boise State is now 12-5 against schools that comprise the Resource Five since the start of the 2006 season. The Broncos have also won their last three games against such schools, beginning with the 38-30 win over No. 10 Arizona at the VIZIO Fiesta Bowl last Dec. 31.

Since notching its first such victory, a 34-16 win over Iowa State in the 2002 Humanitarian Bowl, Boise State is 13-9 all-time in games against Resource Five teams, and 13-21 overall.

UNBEATEN AGAINST THE RESOURCE FIVE IN 2015: Boise State improved to 2-0 this season against Resource Five opponents with Sept. 25's 56-14 win at Virginia. The Broncos had previously earned their first Resource Five scalp Sept. 4 with a 16-13 victory over Washington.

The win over Virginia marked Boise State's largest margin of victory over a Resource Five team (42 points), topping the Broncos' 34-point victory (56-24) over Arizona State at the MAACO Bowl Las Vegas on Dec. 22, 2011.

The 42-point margin of victory is also the fourth-highest by a Mountain West team over a Resource Five team.

BEATING THE RESOURCE FIVE: As noted above, the win at Virginia was Boise State's second win over a Resource Five team in 2015. That makes this season the first since 2011 that the Broncos have earned multiple wins over such teams.

That season, Boise State defeated No. 19 Georgia at the Chick-Fil-A Kickoff on Sept. 3 before finishing the season with the MAACO Bowl Las Vegas win over Arizona State.

Boise State also went 2-0 against Resource Five teams in 2010, beating No. 7 Virginia Tech in the season opener then taking down Oregon State, 37-24, two games later in Boise.

Another notable from Sept. 25's win was that it came at Virginia. Boise State's last true

road win over a Resource Five team came back on Sept. 20, 2008 when the Broncos beat Oregon, 37-32, in Eugene. Since then, Boise State's seven Resource Five wins prior to Friday at Virginia came either in Boise or at a neutral site (two at home, five at neutral sites).

HOME OPENERS: Boise State opened the 2015 season at home for the first time since defeating Oregon 19-8, Sept. 3, 2009. The Broncos won this year's opener 16-13 over Washington, Sept. 4. When opening the season in Boise, the Broncos have won nine-consecutive games, and are 21-8 all-time. The last loss came to Cal State-Northridge, Aug. 30, 1997, a game that was later forfeited to Boise State.

Overall in home openers, including seasons in which the Broncos played a road game before opening at home, Boise State is 38-10 since becoming a four-year institution prior to the 1968 season. The Broncos have won 14-straight such games, with the last loss coming against Washington State, Sept. 8, 2001 (42-20).

MW CHAMPIONS: Boise State won the 2014 Sports Authority Mountain West Football Championship, the team's second league title since joining the league in 2011 and the first outright championship since winning the Western Athletic Conference crown in 2009.

The conference championship was Boise State's 10th in the previous 12 seasons, and the 18th league title in school history.

AMONG THE GREATEST: Boise State began the 2015 season with the third-best all-time winning percentage amongst the Football Bowl Subdivision. The Broncos' all-time record at the four-year level is currently 415-157-2 (.725). Notre Dame is first (890-311-42; .733) on the all-time list, and Michigan is second (922-330-36; .730).

ESTABLISHING A LEGACY: The Broncos are the winningest football program in the country since 2000, with an overall record of 174-30 (.853). Ohio State (166-36; .822), Oklahoma (169-40; .809), LSU (157-46; .773) and Oregon (153-49; .757) round out the top five.

ANOTHER 10-WIN SEASON: After winning just eight games in 2013, the Broncos once again reached the 10-win mark in 2014



GAME NOTES (TEAM) / EXPLOSIVE PLAYS

EXPLOSIVE PLAYS

The Boise State offense has put together 104 explosive plays during the first six games of the 2015 season - runs of 12-plus yards and passes of 15-plus.

A complete game-by-game breakdown can be found below:

OPPONENT	RUN	PASS	TOTAL
Washington	5	3	8
BYU	0	10	10
Idaho State	7	10	17
Virginia	1	8	9
Hawai'i	9	6	15
Colorado State	5	8	13
Utah State	2	8	10
Wyoming	5	2	7
UNLV	6	9	15
TOTAL	40	64	104

A complete game-by-game breakdown of opponent explosive plays can be found below:

OPPONENT	RUN	PASS	TOTAL
Washington	1	4	5
BYU	4	4	8
Idaho State	0	6	6
Virginia	0	4	4
Hawai'i	0	1	1
Colorado State	2	4	6
Utah State	3	3	6
Wyoming	4	4	8
UNLV	2	9	11
TOTAL	16	39	55

(12-2), the eighth time in nine seasons and the 13th time in 16 seasons. Boise State has won 12-or-more games in six of the last nine.

SENIOR SUCCESS: Should this year's Boise State football team win at least nine games, the Broncos' 2015 senior class will become the 14th straight to win at least 40 games during their careers, or an average of 10 wins per season. This year's senior class already has 38 victories under its belt from 2012-15.

The Broncos' 2011 senior class won 50 games, the most in FBS history. The 2009 and 2012 senior classes won 49 games, tied for the second-most all-time, while the 48 victories for the 2010 class are tied for the sixth-most in FBS history. In all, Boise State senior classes boast four of the top-10 all-time marks, six of the top 20 and seven of the top 30.

THE BLUE: Since opening Albertsons Stadium (formerly Bronco Stadium) in 1970, Boise State is 248-51 at home, a winning percentage of .829. The mark ranks fourth nationally amongst current stadiums, trailing only Baylor (McLane Stadium; 9-0, 1.000), Marshall (Joan C. Edwards Stadium; 147-26, .850) and Georgia Southern (Paulson Stadium; 184-33; .848).

The Broncos went 7-0 at Albertsons Stadium in 2014, the most home victories since also going 7-0 in 2009. Boise State was also perfect at home in 2013, going 6-0. The Broncos lost once at home in both 2011 and 2012, but prior to that had put together five-straight perfect seasons at home, and nine-straight perfect regular seasons at home. The only home loss during that time came in the 2005 MPC Computers Bowl against Boston College (27-21).

Boise State has the best home winning percentage in the country since the start of the 2000 season with a record of 96-4 (.960).

MW SUCCESS: Since joining the Mountain West for the 2011 season, Boise State has lost just six conference games. Prior to a 28-14 loss to Air Force (Sept. 27) last season, the Broncos' four league losses were by a combined seven points: TCU in 2011 (36-35); San Diego State in 2012 (21-19); Fresno State (41-40) and SDSU (34-31, OT) in 2013.

The Broncos' loss at Utah State on Oct. 16 was just the 11th conference loss since 2000.

Boise State is 110-11 in conference games during that time - the highest winning percentage in the country (.909).

The Broncos' loss to the Aggies was the team's second to an opponent from the Mountain Division since Nov. 1, 1997 (Utah State). Despite not winning the division in 2013, Boise State went 5-0 against its counterparts, the only conference losses coming to West Division foes Fresno State and San Diego State.

Despite Oct. 16's loss at Utah State, Boise State is still undefeated against three of its five Mountain Division counterparts, going 21-0 against Colorado State (5-0), New Mexico (6-0) and Wyoming (10-0). Utah State, the only division opponent to defeat the Broncos prior to 2015, has won just five times in the all-time series, and had lost 12-consecutive games to Boise State, which leads the all-time series 15-5, prior to Oct. 16. The Broncos are 2-1 against Air Force.

Additionally, no team in the Mountain West boasts a winning record over Boise State.

ADADEMIC SUCCESS: The Boise State football team earned a Public Recognition Award from the NCAA for the fifth-consecutive year, for having its most recent multi-year Academic Progress Rate (APR) score rank in the top-10 nationally. Boise State is one of only five schools to receive the award in each of the last five years (Clemson, Duke, Northwestern and Rutgers). The Broncos' single-year APR score of 973 ranked tied for 10th nationally, the fifth-straight year inside the top 10 nationally.



GAME CAPTAINS



Per a vote of their teammates, Marcus Henry and Darian Thompson were named the offensive and defensive captains for the 2015 season, respectively. Two additional captains are selected each week by the coaching staff. Those individuals are announced at the coin toss of each game.

Washington . . . Tyler Horn / Donte Deayon
BYU Darren Lee / Justin Taimatuia
Idaho State Shane Williams-Rhodes /
. Tyler Gray
Virginia . . . Rees Odhiambo / Tanner Vallejo
Hawai'i Kamalei Correa / Tyler Rausa
Colorado State . . Holden Huff / Ben Weaver
Utah State . . Joe Martarano / Armand Nance
Wyoming . . . Steven Baggett / Ryan Wolpin
UNLV Jonathan Moxey /
. Thomas Sperbeck
New Mexico
Air Force
San Jose State

PREVIOUS GAME CAPTAINS ON THE 2015 ROSTER

Kamalei Correa San Diego State, 2014
Donte Deayon Utah State, 2013
Jack Fields Air Force, 2014
Tyler Gray Wyoming, 2014
Marcus Henry Southern Miss, 2013
. Wyoming, 2013
Tyler Horn Colorado State, 2012
. Colorado State, 2013
Darren Lee Nevada, 2014
Darian Thompson New Mexico, 2014
. BYU, 2013
. Louisiana, 2014
Tanner Vallejo Colorado State, 2014
. Fresno State, 2014
Ben Weaver BYU, 2013
. Nevada, 2014
Shane Williams-Rhodes BYU, 2013
. Fresno State, 2014

GAME NOTES (OFFENSE)/ GAME CAPTAINS

SHUTOUT STREAK: Boise State has not been shutout in 232-consecutive games, tied for the 10th-longest active streak in the country (Georgia Tech) and tied for the 21st-longest streak in NCAA history.

The last shutout came on the road against No. 15 Washington State, Sept. 27, 1997 (58-0). The loss to the Cougars is one of only two shutouts the Broncos have suffered since becoming a four-year institution in 1968.

IMPROVED LINE PLAY: The Broncos gave up 19 sacks through their first seven games of the season, but have not allowed a sack the last two games. Entering the Wyoming game (Oct. 24), Boise State ranked 100th nationally in sacks allowed (2.71 per game), and have since climbed to 66th (2.11).

RAUSA GETTING NATIONAL ATTENTION: Bronco kicker Tyler Rausa was recognized among the top kickers in the country Tuesday, being named among the 20 semifinalists for the Lou Groza Award, given annually to the top kicker in the FBS.

After a 2-for-3 performance on field goals (his only miss coming from 50 yards out) and a perfect 7-for-7 showing on PATs Oct. 31 at UNLV, Rausa has converted 17-of-20 field goals and is a perfect 16-for-16 from inside 50 yards.

His 85.0 field-goal percentage ranks tied for 22nd in the country, and he is tied for third with 17 field goals, just one behind co-leaders Daniel Carlson of Auburn and Austin Rehkow of Idaho.

After this past weekend's bye, Rausa's 93 points now rank third among all FBS kickers, and ninth among all players.

Rausa's 17 field goals this season are also steadily approaching Boise State's single-season top five. The cut-off for the top five is 18 field goals (Kyle Brotzman in 2009, Roberto Moran in 1986), and the single-season record is 24 by Tyler Jones in 2004.

#RYPITGOOD: Boise State quarterback Brett Rypien lived up to the #RypItGood hashtag Oct. 31 at UNLV, having a career day going 35-for-52 for 469 passing yards, all career highs, throwing for a touchdown and catching the first one of his career. His 52 pass attempts marked the second-most in Boise State single-game history, while his 469 passing yards ranked fourth and his 35 completions third.

Rypien spread the ball around to 10 receivers in the contest, while with himself included a season-high 11 Broncos caught passes in the contest.

Since burning his redshirt in the third quarter against Idaho State on Sept. 18, Rypien owns an efficiency rating of 152.83, the Mountain West's top figure and tied for 20th in the country. Rypien's 2,036 passing yards also lead the conference, his 290.9 passing yards per game are 19th in the country, and his 66.2 completion percentage is second in the Mountain West only to the 68.4 figure of San Jose State's Kenny Potter.

DID WE JUST BECOME BEST FRIENDS?: Since Brett Rypien took the reins as Boise State's starting quarterback he has formed a productive partnership with junior wide receiver Thomas Sperbeck.

Since Rypien's first series behind center, coming on Boise State's second possession of the third quarter against Idaho State (Sept. 18), he and Sperbeck have teamed up 38 times for 835 yards and seven touchdowns. Prior to Rypien taking over at quarterback, Sperbeck had caught 11 passes for 94 yards in just over 10 quarters of action.

SPERBECK AMONG THE MOUNTAIN WEST'S BEST: Wide receiver Thomas Sperbeck continued to one-up his breakout 2014 season as he caught 10 passes for 163 yards in Oct. 31's victory at UNLV. Last year, he caught a career-best 51 passes for 877 yards and three touchdowns, and in 2015 he has already surpassed two of those totals and is on the doorstep of passing the third.

Through nine games Sperbeck has 49 catches for 929 yards and seven touchdowns, leading



GAME NOTES (OFFENSE)

or sharing the lead in the Mountain West in the latter two categories and sitting just one reception back of conference leaders teammate Shane Williams-Rhodes and Colorado State's Rashard Higgins.

Sperbeck has recorded four 100-plus yard receiving performances this year with three of those efforts coming over Boise State's last four games. He is well on pace to reach the 1,000-yard mark receiving, which would make him Boise State's first such receiver since Matt Miller racked up 1,140 receiving yards in 2013.

He is also threatening Boise State's single-season record for receiving yards, currently sitting just 286 yards behind Titus Young's 2010 standard of 1,215 with at least four games remaining.

TWO-BACK ATTACK: Boise State's running game enjoyed one of its best days of the season in Oct. 31's 55-27 win at UNLV. Sophomore running back Jeremy McNichols ran for 122 yards and a touchdown over 22 carries while redshirt senior Kelsey Young posted a career-high 87 yards on just nine carries with a touchdown of his own.

The backfield duo helped power the Broncos to 232 yards on the ground in the contest, the highest road rushing output this year, as well as the team's fifth 200-yard game and third-highest total behind the 344-yard effort against Idaho State (Sept. 18) and 279 yards against Hawai'i (Oct. 3).

RED ZONE SCORING: Boise State was a perfect 5-for-5 in the red zone in Oct. 31's win at UNLV, with four of those trips resulting in touchdowns.

The performance improved Boise State's already potent red-zone efficiency to 40-for-45 on its red-zone opportunities (.889), with 29 of those 45 trips resulting in touchdowns (.644 touchdown rate). Boise State's red-zone offense ranks tied for 37th in the country.

Boise State scored in each of its last 47 red zone opportunities of 2014, of which 38 were touchdowns. Following its loss to Air Force (Sept. 27), the Broncos ranked 112th

nationally (.708), but climbed all the way to conclude the season at 17th (.901). On the season, Boise State was 64-of-71 inside the red zone.

The Broncos ran their streak to 49, scoring touchdowns on their first two possessions against Washington (Sept. 4), but were stopped on 4th-and-1 at the Washington 15 in the second quarter. Sept. 12 at BYU, Boise State was perfect in red-zone scoring chances, going 3-for-3 with two touchdowns and a field goal, then went 7-for-8 against Idaho State on Sept. 18.

McNICHOLS CHUGS TOWARDS 1,000: Running back Jeremy McNichols ran for 122 yards and a touchdown in Oct. 31's victory at UNLV, and moved closer to his first-career 1,000-yard season. Although he missed the Oct. 16 game at Utah State, McNichols has rushed for 773 yards in 2015, and with at least four games remaining looks like a lock to hit the 1,000-yard mark.

Should McNichols hit the 1,000-yard mark, it would mark the seventh-straight season in which Boise State has boasted such a rusher.

McNichols, while averaging 96.6 yards per game and 5.0 yards per carry, has also rushed for a Mountain West-best 14 touchdowns this season, and his 17 total touchdowns also lead all Mountain West players.

HARDEE FINDS THE END ZONE: Making his name as a tough, run-blocking tight end for Boise State, redshirt senior tight end Jake Hardee got the opportunity to show off his hands and wheels Oct. 31 at UNLV and made the most of it, hauling in a 44-yard touchdown pass in the Bronco win.

Entering the contest, Hardee had just six receptions in his career, but on a play-action fake quarterback Brett Rypien found him wide open, and Hardee outran a UNLV defender to reach the goal line for the first touchdown of his career.

CAREER HIGHS FOR ANDERSON: Another beneficiary of Brett Rypien's career day in Las Vegas was wide receiver Chaz Anderson, who recorded career highs in catches (seven)

and receiving yards (106) while hauling in his second touchdown of the year on a 54-yard strike.

In 2015, Anderson is having a career year with 29 catches for 439 yards and two touchdowns, and averaging 15.1 yards per catch.

WILLIAMS-RHODES CHASING HISTORY: Fellow wide receiver Shane Williams-Rhodes continued his pursuit of Boise State's all-time receptions record Oct. 31 against UNLV, catching seven passes to bring his career total to 220. He is currently third on Boise State's all-time receptions, having passed Titus Young (204) Oct. 10 at Colorado State.

Williams-Rhodes remains behind just two Bronco greats on the list: Austin Pettis (229) and all-time leader Matt Miller (244). Williams-Rhodes, who caught 77 passes in 2013 and 68 a year ago, is currently tied for the Mountain West lead with 50 receptions and, with at least four games remaining, is just 24 receptions behind Miller.

O-LINE EXPERIENCE: Entering 2015, Boise State returned a combined 95 career starts along the offensive line. The mark ranked tied for the 15th-most in the country – and first in the Mountain West – according to research done by Phil Steele.

Entering 2015, Travis Averill (17 starts), Steven Baggett (15), Marcus Henry (26), Archie Lewis (5), Rees Odhiambo (17) and Mario Yakoo (15) have each started for the Broncos along the offensive line. Boise State returns all but one start (Eli McCullough, Air Force) along the offensive line from the 2014 season.



GAME NOTES (DEFENSE)/ BRONCOS IN THE NFL

BRONCOS IN THE NFL

There are currently 17 Broncos on National Football League rosters (as of Sept. 19), and 11 teams have at least one former member of the Boise State football team on its roster. At least one Bronco has been selected in the NFL Draft in each of the last six seasons, and 15 players have been drafted during that time - including six in the first two rounds. A complete list of Broncos in the NFL can be found below:

Carolina Panthers
..... Richie Brockel (TE)
Chicago Bears
..... Charles Leno (OL)
..... Shea McClellin (LB)
Cincinnati Bengals
..... George Iloka (S)
Dallas Cowboys
..... Tyrone Crawford (DT)
..... DeMarcus Lawrence (DE)
... Kellen Moore (QB; Practice Squad)
..... Orlando Scandrick (CB)
Denver Broncos
..... Ryan Clady (OL)
..... Matt Paradis (OL)
Indianapolis Colts
..... Billy Winn (DT)
Miami Dolphins
..... Jay Ajayi (RB)
..... Jamar Taylor (CB)
Minnesota Vikings
... Blake Renaud (FB; Practice Squad)
New Orleans Saints
..... Kyle Wilson (CB)
Tampa Bay Buccaneers
..... Doug Martin (RB)
Washington Redskins
..... Jeron Johnson (S)

HECK OF A WEEK FOR THOMPSON: Redshirt senior safety Darian Thompson had himself a week to remember ahead of Boise State's bye. In Boise State's 55-27 win at UNLV, Thompson intercepted his team-high fifth pass of the year in the fourth quarter to bring his career haul to 19 and become the Mountain West's sole career leader, passing Eric Weddle. It also moved him into third place on Boise State's career list.

Earlier that week, he was named a semifinalist for the Jim Thorpe Award, given annually to the top defensive back in college football. Thompson earned this recognition on the strength of his five interceptions, which rank second in the Mountain West and tied for seventh in the FBS.

Thompson also leads Boise State with 53 tackles (30 solo) and is second on the team with 6.0 tackles-for-loss in 2015.

FORD GETS HIS FIRST PICK: Since senior cornerback Donte Deayon became inactive about three weeks ago, the Bronco secondary has benefitted from reserve cornerbacks Raymond Ford and Tyler Horton stepping up.

Oct. 31 at UNLV, Ford made four tackles (three solo) including one for loss, and made his first-career interception by picking off UNLV quarterback Blake Decker in the end zone with seven seconds remaining in the contest to snuff out a red-zone chance.

Since taking over the starting role in Deayon's absence, Ford has made seven tackles (five solo) with an interception over two games.

Horton, meanwhile, made a solo tackle for the second-straight game, and has also broken up a pass since seeing an increase in playing time.

LINEBACKER DEPTH: A pair of Bronco linebackers have been stepping up and turning in strong efforts over the past few games, as Joe Martarano and Leighton Vander Esch continue to swarm ball carriers.

At UNLV on Oct. 31, Martarano was second on the team with eight tackles (three solo)

while Vander Esch, a redshirt freshman, was third with six (five solo). Over the last four games, Martarano has recorded 26 tackles and shared a tackle-for-loss, while Vander Esch, over the last two games, has made 10 tackles (seven solo) including a tackle-for-loss.

RUSH DEFENSE: The Boise State defense gave up 100 yards on the ground at UNLV on Oct. 31, but still remains among the nation's best in stopping the run, ranking fourth in the FBS and leading the Mountain West with just 83.4 yards allowed per game.

Despite the four 100-yard rushing performances by an opponent coming over the last four games, the Broncos have held five opponents under 100 yards this season, a year after holding seven opponents to fewer than 100 yards rushing in 2014, the most since holding eight to less than 100 in 2009.

The Broncos gave up only 72 yards on the ground to BYU on Sept. 12, a week after holding Washington to just 29 yards on 22 carries in the season opener (1.3 yards per rush). That total was the fewest allowed by Boise State since Colorado State rushed for 28 yards, Sept. 6, 2014. Last week against Idaho State, the Broncos held the Bengals to just 36 yards on 22 attempts.

Also, Boise State has still not allowed an opposing player to rush for 100 yards in 2015.

WINNING THE FIELD POSITION BATTLE: A big help for the Boise State defense has been the performance of punter Sean Wale, who continues to pin opponents deep inside their own territory.

At UNLV, Wale was called upon to punt just three times, but he made them count as he averaged 44.7 yards per kick and had two of them downed inside the Rebel 20.

On the year, Wale is averaging 41.2 yards over 39 punts, and he has had 16 of those downed inside the opponent's 20-yard line. Also, only three of his 39 punts have gone for touchbacks.



GAME NOTES (DEFENSE)

AMONG 3-AND-OUT LEADERS: Through Week 10 of the college football season, Boise State's defense is tied for fifth with Ohio State in the FBS forcing an average of 5.56 3-and-outs per game. Overall, the Broncos have forced a 3-and-out or ended an opponent's drive with a turnover without yielding a first down on 50 of 141 total drives, or 35.5 percent of total drives.

A HISTORIC SECONDARY: Boise State's secondary is enjoying a banner year in 2015, highlighting a Bronco defense that is second in FBS with 16 interceptions, just one behind national leader Arkansas State.

As mentioned earlier, safety Darian Thompson's is the Mountain West's all-time interceptions co-leader with 19, while cornerback Donte Deayon is two behind Thompson with 17 career interceptions, sitting fourth on Boise State's list behind Gabe Franklin (18), Thompson (19), Frank Robinson (22) and Steve Forrey (24).

Cornerback Jonathan Moxey has picked off a pair of passes this season, while nickel Mercy Maston intercepted a pass at Virginia and took it for a touchdown, and Raymond Ford made his first-career interception at UNLV on Oct. 31.

With 36 career interceptions between them, Deayon and Thompson anchor the country's top secondary when it comes to picks, while with Maston's and Ford's one apiece and three from corner back Jonathan Moxey, the Broncos lead the country with 41 career interceptions in its secondary.

Additionally, Deayon and Thompson are the most prolific pair of defensive backs to play together at Boise State since Robinson and Darrin Lyle, who from 1988-91 combined for 37 career interceptions.

A PIESMAN MOMENT: Defensive tackle Justin Taimatuia put himself into the conversation for the Piesman Trophy Sept. 25 at Virginia, intercepting a pass and taking it 21 yards to the house on the first play from scrimmage.

It was the first interception of Taimatuia's career, and continued his strong 2015 campaign in which he has accounted for eight tackles (five solo) including a sack.

ENDING THE SHUTOUT DROUGHT: After going four seasons without a shutout (since 2011), Boise State has now recorded two of them in the span of three games. The Broncos broke the drought with a 52-0 victory over Idaho State Sept. 18 and added the second Saturday with a 55-0 win over Hawai'i. Prior to this year, the Broncos' last shutout came with a 45-0 win over New Mexico in Boise on Dec. 3, 2011.

Sept. 18's shutout was the first of the Bryan Harsin era, and the previous shutout in 2011 was the final one in a stretch in which Boise State's defense goose-egged an opponent at least once in six-straight seasons (2006-11). Over that period, the Broncos notched nine shutouts, including a school record-tying three in 2010.

RETURN OF #DBU: Boise State ranked tied for fifth nationally with 22 interceptions in 2014. Of the 22 interceptions, five were returned for touchdowns, tied for the most in the country (FIU, Georgia Tech and TCU).

So far this season, the Broncos have picked off 16 passes, with a high of four in Sept. 25's win at Virginia.

TOUGH UP FRONT: The Broncos lost just one individual from its 2014 defensive line (Beau Martin), a unit that helped the Broncos rank seventh nationally in both tackles-for-loss (7.8 per game) and sacks (3.36 per game).



GAME NOTES (INDIVIDUAL)

BRONCO DEBUTS

A total of 29 players have made their Bronco debuts in 2015, including four true freshmen - Akilian Butler (WR), Tyler Horton (CB), Durrant Miles (DE) and Brett Rypien (QB). A full breakdown of the first-year players, and when they made their debuts in 2015, can be found below:

WashingtonAkilian Butler (WR)
Dereck Boles (DT)
Austin Cottrell (WR)
Jabril Frazier (DL)
Tyler Horton (CB)
Kameron Miles (S)
A.J. Richardson (WR)
Skyler Seibold (S)
Leighton Vander Esch (LB)
Ryan Wolpin (RB)
Kelsey Young (RB)
BYURaymond Ford (CB)
Tutulupeatau Mataele (DT)
David Lucero (TE)
Idaho StateTroy Bacon (OL)
Brandon Brown (S)
Jerhen Ertel (OL)
Kaleb Hill (DL)
David McKinzie (WR)
Durrant Miles (DE)
David Moa (DL)
Sean Modster (WR)
Hunter Nettles (OL)
Alex Ogle (QB)
Andres Preciado (OL)
Brett Rypien (QB)
Paul Semons (DL)
Tommy Stuart (QB)
Cory Young (RB)
VirginiaNone
Hawai'iNone
Colorado StateNone
Utah StateNone
WyomingNone
UNLVNone

The following players have made the first starts of their careers this season:

WashingtonRyan Finley (QB)
Jeremy McNichols (RB)
Dylan Sumner-Gardner (S)
Justin Taimatuia (DT)
BYUKelsey Young (RB)
Idaho StateNone
VirginiaBrett Rypien (QB)
Hawai'iKameron Miles (S)
Colorado StateNone
Utah StateNone
WyomingTyler Horton (CB)
UNLVRaymond Ford (CB)

KAMALEI CORREA

ALL-MW: Junior STUD end Kamalei Correa was named first-team All-Mountain West this past season, the first all-league accolade of his career. He led the Mountain West in sacks (12.0) and ranked 13th nationally in sacks per game (0.86) in 2014. He also ranked third in the Mountain West with 19.0 tackles-for-loss and tied for 18th nationally with 1.4 TFLs per game.

He has 25 tackles (13 solo), 4.0 sacks and 6.5 tackles-for-loss through the first nine games of 2015.

2015 WATCH LISTS: Correa was named to the Chuck Bednarik Award, Bronko Nagurski Trophy and Rotary Lombardi Award Preseason Watch Lists.

FOR COMPARISON'S SAKE: Former Bronco DeMarcus Lawrence was a second-round selection in the National Football League Draft following the 2013 season (No. 34 overall), having left Boise State a year early. During his sophomore year with the Broncos, Lawrence registered 48 tackles, 13.5 tackles-for-loss and 9.5 sacks in 11 games. Correa, in 14 games, recorded 59 tackles, 19.0 TFLs and 12.0 sacks.

DONTE DEAYON

ALL-MW: Senior cornerback Donte Deayon was named second-team All-Mountain West for the second-straight season in 2014.

2015 WATCH LISTS: Deayon was named to the Jim Thorpe Award Preseason Watch List for the second-straight year in 2015.

INTERCEPTION MACHINE: Deayon has hauled in four interceptions this season, including a pair against BYU (Sept. 12), giving him 17 for his career - fifth all-time at Boise State and third all-time in the MW. His two-interception game at BYU was the first for a Bronco since Darian Thompson had a pair against Nevada, Oct. 4, 2014.

Included in Deayon's career total were a team-high six in 2013, tied for the seventh-most in the country. His per-game average of 0.5 ranked ninth nationally. With six interceptions last season, he ranked third in the Mountain West and tied for ninth in the nation. He also hauled in six interceptions in 2013, leading the team and ranking tied for seventh nationally.

He led Boise State with 15 passes defended (nine pass break-ups and six interceptions), ranking tied for first in the Mountain West and tied for 19th nationally with 1.3 per game.

TOUCHDOWN, DEAYON: Deayon scored three non-offensive touchdowns in 2014, twice on interception returns - one each against Connecticut and 10th-ranked Arizona in the 2014 VIZIO Fiesta Bowl - and once on a punt return.

POW: Deayon garnered Mountain West Player of the Week honors on both defense (Fresno State) and special teams (Wyoming) in 2014, the first Bronco to earn both honors since Quinton Jones in 2006.

MARCUS HENRY

ALL-MW: Redshirt senior center Marcus Henry was named first-team All-Mountain West in 2014, his first all-league accolade. Henry made the move to center last season after starting 12 games in 2013 at right guard.

2015 WATCH LISTS: Henry was named to the Rotary Lombardi Award, Outland Trophy and Rimington Trophy Preseason Watch Lists. Leading into last weekend, he ranked 15th on the Outland Trophy's Schneider Scale, which ranks linemen throughout the country.

REES ODHIAMBO

ALL-MW: Redshirt senior left tackle Rees Odhiambo garnered the first all-league accolade of his career in 2014, earning second-team All-Mountain West honors.

Odhiambo made the move to left tackle last season after starting eight games at right tackle in 2013.

2015 WATCH LISTS: Odhiambo was named to the Rotary Lombardi and Outland Trophy Preseason Watch Lists.

JAKE ROH

ALL-MW: Redshirt sophomore tight end Jake Roh hauled in 35 catches for 408 yards and two touchdowns in 2014, his debut collegiate campaign, earning honorable mention All-Mountain West honors.

RECEIVING TOTALS: In 2015, Roh has made 20 catches for 206 yards, with the reception total tops among Boise State tight ends.

Roh led all Bronco tight ends in both receptions and yards, and tied for the group lead in touchdowns last season.

The reception total was also the highest by a Bronco tight end since Jeb Putzier caught 44 passes as a senior in 2001. Putzier was a sixth-round selection in the National Football league Draft by the Denver Broncos.



GAME NOTES (INDIVIDUAL)

BRETT RYPIEN

STEPPING INTO THE JOB: Freshman quarterback Brett Rypien was thrust into the starting job following an injury to Ryan Finley Sept. 18 against Idaho State. Rypien, who saw relief duty that day, went 8-for-9 for 126 yards in his debut.

He made his first start the following week at Virginia (Sept. 26), going 24-for-35 for 321 yards and three touchdowns, and in his five games as a starter has thrown for three touchdowns thrice.

CAREER DAY: Rypien had a career day Oct. 31 in Las Vegas, posting career highs for passing yards (469), completions (35) and attempts (52) in the 55-27 win over UNLV. His 52 pass attempts marked the second-most in Boise State single-game history, while his 469 passing yards ranked fourth and his 35 completions third.

FINALLY ELIGIBLE: After his start Oct. 24 against Wyoming, Rypien officially qualified for consideration among the FBS and Mountain West leaders. He is currently ranked first in the Mountain West and 21st in the country in passing efficiency (151.99), while leading the Mountain West with 13.1 yards per completion. Rypien is also second in the Mountain West in passing yards (1,567) and fourth with 10 passing touchdowns.

THOMAS SPERBECK

BREAKOUT RECEIVER: In 2015, Sperbeck has 49 catches for Mountain West-leading totals of 929 yards and seven touchdowns, with four 100-yard performances this season. His first such performance of the season came Sept. 25 at Virginia with five catches for 121 yards and a pair of touchdowns, and was followed two weeks later with a five-catch, 178-yard effort that included two scores at Colorado State. He then caught six passes for 156 yards at Utah State (Oct. 16).

After posting just five catches for 41 yards over the first two games this season, Sperbeck has exploded over the last seven, hauling in 44 passes for 888 yards and seven touchdowns.

Sperbeck led the Broncos with 877 receiving yards last season, and ranked second with 51 receptions. What makes the totals impressive is that he did not have a catch prior to then-starter Matt Miller going down with an injury in the Broncos' fifth game of the season (Air Force).

2015 WATCH LISTS: Sperbeck was named to the 2015 Fred Biletnikoff Award Preseason Watch List.

MVP MOMENT: Sperbeck caught 12 passes for 199 yards - both career highs - en route to Offensive Most Valuable Player honors at the 2014 VIZIO Fiesta Bowl.

DARIAN THOMPSON

ACCOLADES: Redshirt senior safety Darian Thompson garnered the first all-league accolades of his career in 2014, being named first-team All-MW. Thompson was also named CBSSports.com All-America Second Team.

2015 WATCH LISTS: Thompson was named to the Walter Camp Player of the Year, Chuck Bednarik Award, Bronko Nagurski Trophy and Jim Thorpe Award Preseason Watch Lists, and on Oct. 26 was named a semifinalist for the Jim Thorpe Award.

INTERCEPTION MACHINE: He hauled in his fifth interception of the 2015 season Oct. 31 at UNLV, bringing his career total to 19 and making him the Mountain West's career leader, passing Eric Weddle.

He also leads the Boise State defense with 53 tackles.

Thompson recorded a team-high seven interceptions in 2014, tied for the third-most in the country. His per-game average of 0.6 also ranks tied for third nationally.

TANNER VALLEJO

Vallejo is seventh among Bronco defenders in tackles with 28, and on Sept. 18 against Idaho State blocked a punt and field goal in the 52-0 Boise State win, earning him the Mountain West Special Teams Player of the Week honor.

ACCOLADES: Vallejo was named second-team All-MW in 2014, the first all-league honor of his career.

He was also named Defensive MVP of both the 2014 Sports Authority Mountain West Football Championship and the 2014 VIZIO Fiesta Bowl.

2015 WATCH LISTS: Vallejo was named to the Rotary Lombardi Award Preseason Watch List.

RECOVERING FUMBLES: Vallejo ranked tied for 10th nationally with three fumble recoveries last season.

TACKLING MACHINE: Vallejo started every game for the Broncos in 2014. He led the team with 100 tackles and was second on the team with 16.5 tackles-for-loss.

TOUCHDOWNS: Vallejo picked up a fumble and returned it 31 yards for a touchdown on Connecticut's opening drive, Sept. 13, 2014. It

was the first fumble recovery for a touchdown by a Bronco since Demarcus Lawrence accomplished the feat against Hawai'i, Nov. 10, 2012.

Vallejo added an interception return for a touchdown against Fresno State in the league championship game. The interception was the first of his career, and the touchdown gave him two defensive scores on the season. He is the first Bronco with multiple defensive scores in the same year since Shea McClellin accomplished the feat in 2010.

SHANE WILLIAMS-RHODES

2015: Williams-Rhodes is tied for the Mountain West lead with 50 receptions after catching seven Oct. 31 at UNLV.

ALL-MW: Williams-Rhodes was named honorable mention All-Mountain West at wide receiver for a second-straight season in 2014.

COMMUNITY SERVICE: Williams-Rhodes was Boise State's nominee for the AFCA Good Works Team, the Wuerffel Trophy and the Senior CLASS Award, which each recognizes character and community service off the field.

MANY, MANY RECEPTIONS: Williams-Rhodes recorded the fifth 10-plus-catch performance of his career Sept. 12 at BYU, hauling in 11 passes for 107 yards. On the year he leads the Broncos with 40 receptions for 325 yards.

He now has 220 career receptions, the third-most in school history. Williams-Rhodes passed Don Hutt (1970-73) for fourth place Sept. 25 at Virginia, passed Titus Young (2007-10) for third on Oct. 10 at Colorado State, and needs 24 more catches to match Matt Miller's Bronco benchmark of 244.

Williams-Rhodes led the Broncos with 68 catches last season, ranking fourth in the MW. His reception total is also the ninth-most in a single season all-time at Boise State.

He had 77 receptions in 2013, the fourth-most in school history.



HEAD COACH BRYAN HARSIN



In his debut season as the head coach of the Boise State football team, Bryan Harsin, a former Bronco quarterback and assistant coach, led his alma mater back to where it rose to national prominence less than a decade ago. Boise State went 12-2 in Harsin's inaugural season, winning its first outright Mountain West Championship, and capping the campaign with a 38-30 victory over Arizona in the 2014 VIZIO Fiesta Bowl.

The victory in the Fiesta Bowl was the third such win for the Broncos in the last nine seasons. Harsin, serving as offensive coordinator in the first two Fiesta Bowl victories, has been a part of each of the school's three appearances in the game.

The team's victory in the 2014 Sports Authority Mountain West Football Championship marked the team's first outright league title since joining the league in 2011, and the first overall since 2009. The only alumnus to lead the Broncos as head coach in the history of Boise State, Harsin has now won a conference championship as a student-athlete, assistant coach and head coach.

For his efforts this past year, Harsin was named a finalist for the Paul "Bear Bryant" National Coach of the Year Award, the Eddie Robinson National Coach of the Year Award and the Dodd Trophy, given annually by the Bobby Dodd National Coach of the Year Foundation. He was also named the nation's top first-year head coach by the Football Writers Association of America.

The Broncos concluded the 2014 season ranked No. 16 in both the Associated Press and USA Today Coaches Polls.

In addition to rejoining the national rankings – Boise State ranked 20th nationally in the final College Football Playoff Top 25 – the Broncos' offense also returned the nation's elite. Boise State concluded the season ranked ninth nationally in scoring offense (39.7) and 14th nationally in total offense (494.3).

Harsin was named head coach, Dec. 11, 2013. A graduate of Capital High School in Boise, he played quarterback for the Broncos from 1995-99. Following his graduation from Boise State with a degree in business management, Harsin coached running backs and receivers at Eastern Oregon in 2000.

The former Bronco letterwinner began his coaching career at Boise State as a graduate assistant in 2001, before taking over the tight ends as a full-time assistant coach from 2002-05. When Chris Petersen was hired as head coach in 2006, Harsin assumed the role of offensive coordinator and quarterbacks coach.

Harsin was Petersen's offensive coordinator for five of his eight seasons as head coach (2006-10), and was named a finalist for the 2009 Broyles Award, awarded annually to the nation's top assistant coach. Boise State went 61-5 during his tenure as offensive coordinator.

The Broncos are in the midst of the seventh-longest active streak in the nation of consecutive bowl appearances (13), and Harsin has been a part of 10 of them – including each of the team's three Fiesta Bowl appearances.

With Harsin on staff, Boise State has also won nine conference championships.

Following the 2010 season, Harsin went to Texas, where he served as co-offensive coordinator from 2011-12. While with the Longhorns, Harsin helped guide the ascension of an offense that ranked 88th in scoring prior to his arrival, to No. 24 nationally in 2012 (36.1).

Harsin then earned his first head coaching opportunity at Arkansas State in 2013, which claimed a share of the Sun Belt Conference championship and a berth in the GoDaddy.com Bowl that season.

Harsin and his wife Kes have two daughters, Devyn Lynn and Dayn Mykena, and a son, Davis.





HEAD COACH BRYAN HARSIN

HARSIN NOTES

COACHING THE ALMA MATER: Bryan Harsin, a 2000 graduate of Boise State, is one of only 14 coaches in the country that played collegiate football for the school in which he is currently serving as head coach. Others include: Frank Beamer (Virginia Tech), John Bonamego (Central Michigan), Troy Calhoun (Air Force), Paul Chryst (Wisconsin), Pat Fitzgerald (Northwestern), Mike Gundy (Oklahoma State), Jim Harbaugh (Michigan), Paul Haynes (Kent State), Kliff Kingsbury (Texas Tech), Sean Kugler (UTEP), Ruffin McNeil (East Carolina), David Shaw (Stanford) and Matt Wells (Utah State).

YOUNG COACHES: Born on Nov. 1, 1976, Harsin is 38 years old entering the 2015 season – the fifth-youngest head coach in the country. Only PJ Fleck (Western Michigan; 34), Neal Brown (Troy; 35), Matt Campbell (Toledo; 35) and Kliff Kingsbury (Texas Tech; 36) are younger.

BOWL EXPERIENCE

CRUCIAL.COM HUMANITARIAN BOWL . . .	2002
PLAINSCAPITAL FORT WORTH BOWL . . .	2003
AUTOZONE LIBERTY BOWL	2004
MPC COMPUTERS BOWL	2005
TOSTITOS FIESTA BOWL (2007)	2006
SHERATON HAWAII BOWL	2007
SAN DIEGO COUNTRY CREDIT UNION POINSETTIA BOWL	2008
TOSTITOS FIESTA BOWL (2010)	2009
MAACO BOWL LAS VEGAS	2010
HOLIDAY BOWL	2011
VALERO ALAMO BOWL	2012
GODADDY.COM BOWL	2013
VIZIO FIESTA BOWL	2014

COACHING EXPERIENCE

BOISE STATE

..... HEAD COACH (2014-PRESENT)

ARKANSAS STATE

..... HEAD COACH (2013)

TEXAS

..... CO-OFFENSIVE COORDINATOR /
..... QUARTERBACKS (2011-12)

BOISE STATE

..... OFFENSIVE COORDINATOR /
..... QUARTERBACKS (2006-10)

..... TIGHT ENDS (2002-05)

.... OFFENSIVE GRADUATE ASSISTANT (2001)

EASTERN OREGON

... RUNNING BACKS / WIDE RECEIVERS (2000)





BRONCO ASSISTANTS

ONCE A BRONCO,
ALWAYS A BRONCO

The Boise State coaching staff boasts a combined 105 years of previous experience with the Broncos, including 48 years in the program as student-athletes and 57 years as assistant coaches. A complete breakdown can be found below:

COACH	YRS/S-A	YRS/C
Bryan Harsin	5	11
Elijah Drinkwitz	--	1
Marcel Yates	4	10
Junior Adams	--	1
Andy Avalos	5	3
Julius Brown	5	3
Steve Caldwell	--	1
Scott Huff	5	9
Lee Marks	5	--
Kent Riddle	--	6

GRADUATE ASSISTANTS

Byron Hout	4	2
Nate Potter	5	--
Tommy Smith	5	1
Matt Butterfield	--	--

STRENGTH AND CONDITIONING

Jeff Pitman	5	9
-------------	---	---

TOTAL	48	57
-------	----	----

Additionally, half the staff is currently coaching the position in which they played during their collegiate careers, including Andy Avalos (linebackers), Julius Brown (secondary), Scott Huff (offensive line), Lee Marks (running backs) and Marcel Yates (safeties).



KENT
RIDDLE

ASSOC HC /
TEs /
ST COORD



JUNIOR
ADAMS

WRs



STEVE
CALDWELL

ASST HC /
DL



ANDY
AVALOS

LBs



ELIAH
DRINKWITZ

OFF COORD /
QBs



JULIUS
BROWN

SECONDARY



MARCEL
YATES

DEF COORD /
SAFETIES



SCOTT
HUFF

OL



LEE
MARKS

RBs



GAMES AGAINST RESOURCE FIVE/ JERSEY COMBINATIONS

AGAINST THE RESOURCE FIVE: The Broncos are 12-5 against schools from conferences that comprise the Resource Five since the start of the 2006 season, including a current streak of three-straight wins: Arizona in the VIZIO Fiesta Bowl (Dec. 31, 2014; 38-30), Washington (16-13; Sept. 4) in the 2015 season opener and Virginia (56-14; Sept. 25). Also included was a streak of six-consecutive victories, which was snapped in the 2012 season opener against Michigan State.

Since notching its first such victory, a 34-16 win over Iowa State in the 2002 Humanitarian Bowl, the Broncos have gone 14-9. Boise State is 14-21 all-time in such games.



SEASON	OPPONENT	LOC	W/L	SCORE
1986	Oregon State	A	L	3-34
1989	Oregon State	H	L	30-37
1996	Arizona State	A	L	7-56
1997	Wisconsin	A	L	24-28
1997	Washington State	A	L	0-57
1998	Washington State	H	L	21-33
1999	UCLA	A	L	7-38
2000	Arkansas	A	L	31-38
2000	Washington State	A	L	35-42
2001	South Carolina	A	L	13-32
2001	Washington State	H	L	20-41
2002	Arkansas	A	L	14-41
2002	Iowa State	H	W	34-16
2003	Oregon State	A	L	24-26
2004	Oregon State	H	W	53-34
2005	Georgia	A	L	13-48
2005	Oregon State	A	L	27-30
2005	Boston College	H	L	21-27
2006	Oregon State	H	W	42-14
2006 (2007)	Oklahoma	N	W	43-42 (OT)
2007	Washington	A	L	10-24
2008	Oregon	A	W	37-32
2009	Oregon	H	W	19-8
2010	Virginia Tech	N	W	33-30
2010	Oregon State	H	W	37-24
2011	Georgia	N	W	35-21
2011	Arizona State	N	W	56-24
2012	Michigan State	A	L	13-17
2012	Washington	N	W	28-26
2013	Washington	A	L	6-38
2013	Oregon State	N	L	23-38
2014	Ole Miss	N	L	13-35
2014	Arizona	N	W	38-30
2015	Washington	H	W	16-13
2015	Virginia	A	W	56-14

One of only a handful of Nike Elite schools nationally, Boise State has worn numerous jersey combinations the last several seasons. Boise State wore 11 different combinations in 13 games each season from 2011-13, and 10 different combinations in 2014. The Broncos have twice been selected to participate in the Elite Nike Pro Combat Uniform Campaign (2010 and 2011), featured above in the top two photos. In 2014, Boise State unveiled an orange helmet for the first time since the team joined the NCAA in 1970. Combinations for the 2015 season can be found below:

OPPONENT	HELMET	JERSEY	PANTS
WASHINGTON	Blue	Blue	Blue
@ BYU	Black	Black	Black
IDAHO STATE	Orange	Blue	Orange
@ Virginia	White	White	White
HAWAII	Blue	Gray	Gray
@ Colorado State	Blue	White	Blue
@ Utah State	White	White	White
WYOMING	Blue	Blue	Blue
@ UNLV	Black (w Orange)	White	Orange
NEW MEXICO			
AIR FORCE			
@ San Jose State			



TEAM STATISTICS/ NATIONAL RANKINGS

STATISTIC	BOISE STATE	MW	FBS	NEW MEXICO	MW	FBS
Rushing Offense	181.7	6	52	235.4	2	13
Passing Offense (YPG)	301.7	1	19	129.8	11	122
Total Offense	483.3	1	24	365.2	7	93
Scoring Offense	39.9	1	14	28.1	6	71
Rushing Defense	83.4	1	4	194.8	7	96
Pass Efficiency Defense	100.29	1	7	141.16	10	96
Total Defense	290.1	1	7	407.9	8	73
Scoring Defense	18.3	1	18	26.3	6	62
Net Punting	35.49	12	100	39.41	4	29
Punt Returns	6.58	9	86	6.75	8	84
Kickoff Returns	19.76	11	90	22.31	6	46
Turnover Margin	0.44	4	29	0.44	4	29
Pass Defense (YPG)	206.7	9	46	213.1	10	53
Passing Efficiency	146.60	2	33	110.01	10	111
Sacks	2.33	5	45	2.67	3	28
Tackles for Loss	6.8	4	42	7.8	1	15
Sacks Allowed	2.11	8	66	1.00	2	9
3rd Down Conv. Off %	.406	4	58	.367	7	93
3rd Down Conv. Def %	.333	4	31	.430	10	99
Red Zone Offense %	.889	3	27	.750	10	112
Red Zone Defense %	.714	1	9	.719	2	10

Boise State Individual Rankings

CATEGORY	INDIVIDUAL	STAT	CONF	NATL
Rushing PG	Jeremy McNichols	96.6	5	38
Passing Efficiency	Brett Rypien	152.8	1	20
Total Offense	Brett Rypien	286.1	1	26
Receptions PG	Shane Williams-Rhodes	5.6	2	41
Receiving Yards PG	Thomas Sperbeck	103.2	1	10
Interceptions	Donte Deayon	0.6	2	7
	Darian Thompson	0.6	3	8
Punting	Sean Wale	41.2	9	62
Punt Returns	Donte Deayon	3.8	6	56
Kickoff Returns	--			
Field Goals PG	Tyler Rausa	1.89	1	4
Scoring PG	Jeremy McNichols	12.8	1	3
	Tyler Rausa	10.3	2	11
Pts Responsible For	Jeremy McNichols	12.8	1	38
All-Purpose	Jeremy McNichols	139.25	4	23
Sacks	--			
Tackles	--			
Tackles for Loss	--			

New Mexico Individual Rankings

CATEGORY	INDIVIDUAL	STAT	CONF	NATL
Rushing PG	Teriyon Gipson	73.5	8	74
Passing Efficiency	--			
Total Offense	Lamar Jordan	149.5	7	110
Receptions PG	--			
Receiving Yards PG	--			
Interceptions	Markel Byrd	0.3	11	100
Punting	Zack Rogers	41.2	8	60
Punt Returns	--			
Kickoff Returns	Carlos Wiggins	29.5	2	6
Field Goals PG	Jason Sanders	0.33	10	121
Scoring PG	--			
Pts Responsible For	--			
All-Purpose	Teriyon Gipson	86.00	12	150
Sacks	Maurice Daniels	0.61	5	54
Tackles	Dakota Cox	7.4	13	120
Tackles for Loss	--			



2015 STARTERS/ PARTICIPATION

STARTING LINEUPS: OFFENSE

DATE	OPPONENT	LT	LG	C	RG	RT	TE	WR/TE/RB	WR/TE	WR	QB	RB
9/4	WASHINGTON	Odhambo	Yakoo	Henry	Baggett	Lewis	Roh	Huff	Hardee	Sperbeck	Finley	McNichols
9/12	@ BYU	Odhambo	Yakoo	Henry	Baggett	Lewis	Huff	K. Young	Anderson	Sperbeck	Finley	McNichols
9/18	IDAHO STATE	Odhambo	Averill	Henry	Baggett	Yakoo	Huff	Williams-Rhodes	Anderson	Sperbeck	Finley	McNichols
9/25	@ Virginia	Odhambo	Averill	Henry	Baggett	Yakoo	Roh	Williams-Rhodes	Anderson	Sperbeck	Rypien	McNichols
10/3	HAWAII *	Odhambo	Averill	Henry	Baggett	Yakoo	Roh	Huff	Anderson	Sperbeck	Rypien	McNichols
10/10	@ Colorado State *	Odhambo	Averill	Henry	Baggett	Yakoo	Roh	Williams-Rhodes	Anderson	Sperbeck	Rypien	McNichols
10/16	@ Utah State *	Odhambo	Averill	Henry	Baggett	Yakoo	Huff	Williams-Rhodes	Anderson	Sperbeck	Rypien	Young
10/24	WYOMING *	Odhambo	Averill	Henry	Baggett	Lewis	Roh	Huff	Hardee	Sperbeck	Rypien	McNichols
10/31	@ UNLV *	Lewis	Averill	Henry	Baggett	Yakoo	Roh	Huff	Anderson	Sperbeck	Rypien	McNichols
11/14	NEW MEXICO *											
11/20	AIR FORCE *											
11/27	@ San Jose State *											

STARTING LINEUPS: DEFENSE

Date	Opponent	DE	NT	DT	STUD	WLB	MLB	N/LB	CB	S	S	CB
9/4	WASHINGTON	Horn	Nance	Taimatuia	Correa	Weaver	Vallejo	James	Deayon	Sumner-Gardner	Thompson	Moxey
9/12	@ BYU	Horn	Nance	Taimatuia	Correa	Weaver	Vallejo	James	Deayon	Sumner-Gardner	Thompson	Moxey
9/18	IDAHO STATE	Horn	Nance	Taimatuia	Correa	Weaver	Vallejo	James	Deayon	Sumner-Gardner	Thompson	Moxey
9/25	@ Virginia	Horn	Nance	Taimatuia	Correa	Weaver	Vallejo	Gray	Deayon	Sumner-Gardner	Thompson	Moxey
10/3	HAWAII *	Horn	Nance	Taimatuia	Correa	Weaver	Vallejo	James	Deayon	Miles	Thompson	Moxey
10/10	@ Colorado State *	Horn	Nance	Taimatuia	Correa	Weaver	Vallejo	Gray	Deayon	Miles	Thompson	Moxey
10/16	@ Utah State *	Horn	Nance	Taimatuia	Correa	Weaver	Vallejo	James	Deayon	Miles	Thompson	Moxey
10/24	WYOMING *	Horn	Nance	Taimatuia	Correa	Weaver	Martarano	Gray	Horton	Miles	Thompson	Moxey
10/31	@ UNLV *	Horn	Nance	Taimatuia	Correa	Weaver	Martarano	Gray	Ford	Miles	Thompson	Moxey
11/14	NEW MEXICO *											
11/20	AIR FORCE *											
11/27	@ San Jose State *											

PARTICIPATION (GAMES PLAYED-STARTS)

Chaz Anderson	D.J. Dean	Jake Hardee	Kevin Keane	Kameron Miles	A.J. Richardson	Antoine Turner
2013 10-0	2012 4-0	2012 7-0	2012 4-0	2015 9-5	2015 9-0	2014 13-0
2014 14-4	2015 0-0	2013 13-0	2013 13-0	TOTAL 9-5	TOTAL 9-0	2015 0-0
2015 9-7	TOTAL 4-0	2014 14-3	2014 14-0	David Moa	Jake Roh	TOTAL 13-0
TOTAL 33-11	Donte Deayon	2015 9-2	2015 9-0	2015 5-0	2014 14-11	Tanner Vallejo
Robert Ash	2012 5-1	TOTAL 43-5	TOTAL 40-0	TOTAL 5-0	2015 9-6	2013 11-6
2012 1-0	2013 13-13	Cameron Hartsfield	Darren Lee	Sean Modster	TOTAL 23-17	2014 14-14
2013 6-0	2014 12-12	2014 14-0	2013 13-0	2015 5-0	Brett Rypien	2015 7-7
2014 12-0	2015 7-7	2015 8-0	2014 14-0	TOTAL 5-0	2015 7-6	TOTAL 32-27
2015 9-0	TOTAL 37-33	TOTAL 22-0	2015 9-0	Jonathan Moxey	TOTAL 7-6	Leighton Vander Esch
TOTAL 28-0	Devan Demas	Marcus Henry	TOTAL 36-0	2013 13-1	Skyler Seibold	2015 9-0
Travis Averill	2013 7-0	2012 12-0	2014 11-5	2014 14-12	2015 9-0	TOTAL 9-0
2013 9-3	2014 14-0	2013 12-12	2015 9-4	TOTAL 36-22	TOTAL 9-0	Sean Wale
2014 14-14	2015 9-0	2014 14-14	TOTAL 20-9	Armand Nance	2015 1-0	2013 10-0
2015 7-7	TOTAL 30-0	2015 9-9	2015 8-0	2012 8-0	2015 1-0	2014 14-0
TOTAL 30-24	Alec Dhaenens	2014 14-2	2015 8-0	2013 13-8	Austin Silsby	TOTAL 33-0
Troy Bacon	2014 9-0	2015 9-0	2015 8-0	2014 14-14	2015 1-0	Ben Weaver
2015 1-0	TOTAL 23-2	TOTAL 2-0	Joe Martarano	2015 9-9	2015 2-0	2013 12-6
Steven Baggett	Jerhen Ertel	Tyler Horn	2014 14-1	TOTAL 44-31	TOTAL 3-0	2014 13-11
2013 6-2	2015 4-0	2011 8-0	2015 9-2	Hunter Nettles	Thomas Sperbeck	2015 9-9
2014 13-13	TOTAL 4-0	2012 13-2	TOTAL 23-3	2015 1-0	2013 8-0	TOTAL 34-26
2015 9-9	Jack Fields	2013 12-6	2013 13-4	2015 1-0	2014 14-8	Shane
TOTAL 28-24	2012 9-0	2014 1-1	2013 13-4	Rees Odhambo	2015 9-9	Williams-Rhodes
Dereck Boles	2013 13-0	2015 9-9	2014 0-0	2012 7-0	TOTAL 31-17	2012 13-3
2015 9-0	2014 12-0	TOTAL 43-18	2015 8-0	2013 8-8	Tommy Stuart	2013 11-8
TOTAL 9-0	2015 8-0	Tyler Horton	TOTAL 21-4	2014 10-9	2015 5-0	2014 14-8
Brandon Brown	TOTAL 42-0	2015 9-1	2015 8-0	2015 8-8	TOTAL 5-0	2015 9-4
2015 3-0	Ryan Finley	TOTAL 9-1	2015 8-0	TOTAL 33-25	Dylan Sumner-Gardner	TOTAL 47-23
TOTAL 3-0	2014 5-0	Elliot Hoyte	2015 8-0	TOTAL 2-0	2014 13-0	Ryan Wolpin
Kellen Buhr	2015 3-3	2013 4-0	Sam McCaskill	2015 2-0	2015 4-4	2015 9-0
2013 2-0	TOTAL 8-3	2014 14-0	2013 11-0	TOTAL 2-0	TOTAL 17-4	TOTAL 9-0
2014 12-0	Raymond Ford	2015 9-0	2014 14-13	Gabe Perez	Justin Taimatuia	Mario Yakoo
2015 9-0	2015 8-1	TOTAL 27-0	2015 9-0	2013 12-0	2013 13-0	2013 13-1
TOTAL 23-0	TOTAL 8-1	Holden Huff	TOTAL 34-13	2014 14-0	2014 0-0	2014 14-14
Akilian Butler	Jabril Frazier	2012 13-5	2015 1-0	2015 0-0	2015 9-9	2015 8-8
2015 9-0	2015 8-0	2013 10-3	TOTAL 26-0	TOTAL 26-0	TOTAL 22-9	TOTAL 35-23
TOTAL 9-0	2014 8-0	2014 13-7	TOTAL 1-0	Taylor Pope	Andrew Tercek	Cory Young
Kamalei Correa	Tyler Gray	2015 9-7	Rondell McNair	2013 1-0	2014 2-0	2015 6-0
2013 13-0	2012 13-0	TOTAL 45-22	2014 8-0	2014 11-0	2015 5-0	TOTAL 6-0
2014 14-14	2013 13-7	Chancellor James	2015 2-0	2015 9-0	TOTAL 7-0	Kelsey Young
2015 9-9	2014 14-3	2014 10-3	TOTAL 10-0	TOTAL 21-0	Darian Thompson	2015 9-2
TOTAL 36-23	2015 9-4	2015 9-5	Jeremy McNichols	Andres Preciado	2012 13-6	TOTAL 9-2
Matt Cota	TOTAL 49-14	TOTAL 19-8	2014 9-0	2015 3-0	2013 13-13	
2014 1-0	Mason Hampton	Terrell Johnson	2015 8-8	TOTAL 3-0	2014 13-13	
2015 0-0	2014 14-0	2015 3-0	TOTAL 17-8	Tyler Rausa	2015 9-9	
TOTAL 1-0	2015 9-0	2015 9-0	Durrant Miles	2014 1-0	TOTAL 48-41	
Austin Cottrell	TOTAL 23-0	TOTAL 12-0	2015 7-0	2015 9-0		
2015 6-0			TOTAL 7-0	TOTAL 10-0		
TOTAL 6-0						



ALBERTSONS STADIUM/THE BLUE/ BRONCO RADIO NETWORK

The Bronco Radio Network is comprised of 15 stations throughout the northwest, with KBOI 670 AM in Boise serving as the flagship.

The Bronco Sports Network includes the following stations:

IDAHO

Boise	Preston
KBOI 670 AM	KACH 1340 AM
KTIC 93.1 FM	KACH 104.5 FM

Driggs	Salmon
KCHQ 102.1 FM	KSRA 960 AM

Idaho Falls	St. Maries
KID 96.1 FM	KOFE 1240 AM
KZKY 104.5 FM	

McCall	Twin Falls
KDZY 98.3 FM	KSNQ 98.3 FM

Pocatello
KPKY 94.9 FM

OREGON

LaGrande	Baker City
KBKR 1450 AM	KLBM 1490 AM



Bob Behler (left), a four-time Idaho Sportscaster of the Year, is in his eighth season calling play-by-play for the Broncos.

Former Boise State offensive lineman Pete Cavender is in his seventh season providing commentary.



NATIONAL HOME WINNING % (2000-PRESENT)

TEAM	RECORD	PCT
1. Boise State	96-4	.960
2. Oklahoma	89-8	.918
3. Ohio State	100-12	.893
4. LSU	97-14	.874
5. TCU	79-14	.849
6. Georgia	85-17	.833
7. Oregon	85-18	.825
8. Wisconsin	90-21	.811
9. Florida	85-20	.809
10. Florida State	81-21	.794
11. Auburn	90-24	.7895
12. Virginia Tech	82-23	.7885
13. Nebraska	88-24	.786
14. Texas	76-21	.784
15. USC	79-22	.782

Albertsons Stadium - and Lyle Smith Field - is the home of Boise State football and the annual Famous Idaho Potato Bowl.

Smith is the undisputed father of Bronco football, who from 1946-67 built one of the top junior college programs in the country. When he retired from his head coaching position to become the athletic director, Smith had a record of 156-26-6 (.846).

Completed during the summer of 1970 at a cost of \$2.2 million, what was originally known as Bronco Stadium had a seating capacity of 14,500. Since that time the stadium has expanded four times to its current capacity of 36,387.

Boise State established a first in 1986 by installing the first blue AstroTurf in the country. The second blue AstroTurf field was installed in 1995, with the third prior to the 2002 season.

The first Blue FieldTurf surface was installed in 2008. A second Blue FieldTurf field was installed prior to the 2010 season, making a total of five different blue fields at the stadium.

Boise State's was the first collegiate stadium to have the entire field produced in a special color.



GAMES PLAYED WHEN RANKED (93-13 ALL-TIME)

SEASON	OPPONENT	COACH	AP	W/L	SCORE
2002	Louisiana Tech	22	--	W	36-10
2002	Nevada	21	23	W	44-7
2002	Iowa State	15	18	W	34-16
Final Ranking		12	15		
2003	UTEP	23	24	W	51-21
2003	Fresno State	20	20	W	31-17
2003	Nevada	18	18	W	56-3
2003	Hawaii	17	18	W	45-28
2003	TCU	16	18	W	34-31
Final Ranking		15	16		
2004	UTEP	23	23	W	47-31
2004	BYU	21	21	W	28-27
2004	SMU	21	23	W	38-20
2004	Tulsa	18	21	W	45-42
2004	Fresno State	16	19	W	33-16
2004	Hawaii	15	18	W	69-3
2004	San Jose State	13	14	W	56-49
2004	Louisiana Tech	12	13	W	55-14
2004	Nevada	10	10	W	58-21
2004	Louisville	10	10	L	40-44
Final Ranking		13	12		
2005	Georgia	19	18	L	13-48
Final Ranking		-	-		
2006	Hawaii	25	25	W	41-34
2006	Utah	22	22	W	36-3
2006	Louisiana Tech	21	20	W	55-14
2006	New Mexico State	19	20	W	40-28
2006	Idaho	17	18	W	42-26
2006	Fresno State	14	14	W	45-21
2006	San Jose State	13	14	W	23-20
2006	Utah State	13	13	W	49-10
2006	Nevada	12	12	W	38-7
2006	Oklahoma	9	9	W	43-42 OT
Final Ranking		6	5		
2007	Weber State	23	24	W	56-7
2007	Washington	20	22	L	10-24
2007	San Jose State	22	21	W	42-7
2007	Utah State	19	19	W	52-0
2007	Idaho	15	17	W	58-14
2007	Hawai'i	17	17	L	27-39
2007	East Carolina	22	24	L	38-41
Final Ranking		-	-		
2008	Louisiana Tech	18	17	W	38-3
2008	Southern Miss	16	15	W	24-7
2008	Hawai'i	16	15	W	27-7
2008	San Jose State	13	13	W	33-16
2008	New Mexico State	11	11	W	49-0
2008	Utah State	10	9	W	49-14
2008	Idaho	9	9	W	49-10
2008	Nevada	9	9	W	41-34
2008	Fresno State	9	9	W	61-10
2008	TCU	9	9	L	16-17
Final Ranking		13	11		
2009	Oregon	16	14	W	19-8
2009	Miami (OH)	11	12	W	48-0
2009	Fresno State	10	10	W	51-34
2009	Bowling Green	8	8	W	49-14
2009	UC Davis	5	5	W	34-16
2009	Tulsa	6	5	W	28-21
2009	Hawai'i	5	6	W	54-9
2009	San Jose State	5	6	W	45-7
2009	Louisiana Tech	5	5	W	45-35
2009	Idaho	6	6	W	63-25
2009	Utah State	6	6	W	52-21
2009	Nevada	6	6	W	44-33
2009	New Mexico State	6	6	W	42-7
2009	TCU	6	6	W	17-10
Final Ranking			4	4	

SEASON	OPPONENT	COACH	AP	W/L	SCORE
2010	Virginia Tech	5	3	W	33-30
2010	Wyoming	3	3	W	51-6
2010	Oregon State	3	3	W	37-24
2010	New Mexico State	3	3	W	59-0
2010	Toledo	4	4	W	57-14
2010	San Jose State	3	3	W	48-0
2010	Louisiana Tech	2	2	W	49-20
2010	Hawai'i	3	2	W	42-7
2010	Idaho	4	4	W	52-14
2010	Fresno State	3	3	W	51-0
2010	Nevada	3	3	L	31-34 OT
2010	Utah State	10	9	W	50-14
2010	Utah	10	10	W	26-3
Final Ranking		7	9		
2011	Georgia	7	5	W	35-21
2011	Toledo	4	4	W	40-15
2011	Tulsa	4	4	W	41-21
2011	Nevada	5	4	W	30-10
2011	Fresno State	6	5	W	57-7
2011	Colorado State	6	5	W	63-13
2011	Air Force	7	5	W	37-26
2011	UNLV	5	5	W	48-21
2011	TCU	5	5	L	35-36
2011	San Diego State	11	10	W	52-35
2011	Wyoming	8	7	W	36-14
2011	New Mexico	8	T9	W	45-0
2011	Arizona State	6	8	W	56-24
Final Ranking		6	8		
2012	Michigan State	22	24	L	13-17
2012	BYU		24	W	7-6
2012	New Mexico		24	W	32-29
2012	Southern Miss	25		W	40-14
2012	Fresno State	22	24	W	20-10
2012	UNLV	22	24	W	32-7
2012	Wyoming	18	21	W	45-14
2012	San Diego State	14	19	L	19-21
2012	Hawai'i	24		W	49-14
2012	Colorado State	22		W	42-14
2012	Nevada	15	25	W	27-21
2012	Washington	15	20	W	28-26
Final Ranking		14	18		
2013	Washington	19	19	L	6-38
Final Ranking		--	--		
2014	Utah State	25	25	W	50-19
2014	Fresno State	22	22	W	28-14
2014	Arizona	21	21	W	38-30
Final Ranking		16	16		
2015	Washington	24	23	W	16-13
2015	BYU	22	20	L	24-35
2015	Colorado State	24	25	W	41-10
2015	Utah State	20	21	L	26-52



BLOCKS/RANKED OPPONENTS/ OVERTIME GAMES

The following is a breakdown of blocked kicks since 1990:

SEASON	PAT	FG	PUNT	TOTAL
1990.....	2.....	5.....	5.....	12
1991.....	0.....	2.....	1.....	3
1992.....	0.....	0.....	2.....	2
1993.....	3.....	3.....	1.....	7
1994.....	2.....	2.....	0.....	4
1995.....	1.....	1.....	0.....	2
1996.....	0.....	1.....	1.....	2
1997.....	0.....	2.....	1.....	3
1998.....	0.....	0.....	0.....	0
1999.....	0.....	2.....	3.....	5
2000.....	0.....	0.....	3.....	3
2001.....	0.....	0.....	1.....	1
2002.....	0.....	1.....	4.....	5
2003.....	0.....	1.....	4.....	5
2004.....	1.....	1.....	2.....	4
2005.....	1.....	1.....	1.....	3
2006.....	0.....	2.....	0.....	2
2007.....	3.....	4.....	4.....	11
2008.....	0.....	2.....	2.....	4
2009.....	0.....	0.....	1.....	1
2010.....	0.....	2.....	2.....	4
2011.....	3.....	0.....	4.....	7
2012.....	0.....	1.....	0.....	1
2013.....	0.....	3.....	0.....	3
2014.....	0.....	2.....	1.....	3
2015.....	0.....	1.....	1.....	2

The following is a list of ranked opponents the Broncos have faced since joining the Football Bowl Subdivision in 1996:

SEASON	OPPONENT	BSU	LOC	W/L	SCORE
1996	(5) Arizona State		A	L	7-56
1997	(15) Washington State		A	L	0-58
1999	(17) UCLA		A	L	7-38
2001	(21) South Carolina		A	L	13-32
2001	(8) Fresno State		A	W	35-30
2003	(19) TCU	(18)	A	W	34-31
2004	(8) Louisville		N	L	40-44
2005	(13) Georgia	(18)	A	L	13-48
2005	(20) Fresno State		A	L	7-27
2005	(19) Boston College		H	L	21-27
2006 ('07)	(7) Oklahoma	(9)	N	W	43-42 (OT)
2007	(13) Hawaii	(17)	A	L	29-39
2008	(12) Oregon		A	W	37-32
2008	(11) TCU	(9)	N	L	16-17
2009	(16) Oregon	(14)	H	W	19-8
2009 ('10)	(4) TCU	(6)	N	W	17-10
2010	(10) Virginia Tech	(3)	N	W	33-30
2010	(24) Oregon State	(3)	H	W	37-24
2010	(19) Nevada	(4)	A	L	31-34 (OT)
2010	(20) Utah	(10)	N	W	26-3
2011	(19) Georgia	(5)	N	W	35-21
2011	(24) TCU	(5)	H	L	35-36
2012	(13) Michigan State	(24)	A	L	13-17
2013	(25) Fresno State		A	L	40-41
2014	(18) Ole Miss		N	L	13-35
2014	(10) Arizona	(20)	N	W	38-30

ALL-TIME RECORD: 11-15

OVERTIME GAMES

ALL-TIME RECORD: 5-4

STREAK: Lost 2

SEASON	OPPONENT	LOC	W/L	SCORE	# OT
1988	N. Arizona	A	W	24-21	1
1990	Nevada	A	L	52-59	3
1997	Idaho	A	W	30-23	1
1998	Idaho	H	L	35-36	1
2004	San Jose State	A	W	56-49	2
2006	Oklahoma	N	W	43-42	1
2007	Nevada	H	W	69-67	4
2010	Nevada	A	L	31-34	1
2013	San Diego State	A	L	31-34	1



NON-SATURDAY GAMES (47-13 ALL-TIME)

DATE	OPPONENT	DAY	W/L	SCORE	DATE	OPPONENT	DAY	W/L	SCORE
10/19/01	@ (8) Fresno State	Friday	W	35-30	09/03/09	(16) Oregon	Thursday	W	19-8
10/18/02	Fresno State	Friday	W	67-21	09/18/09	@ Fresno State	Friday	W	51-34
12/31/02	vs. Iowa State*	Tuesday	W	34-16	10/14/09	@ Tulsa	Wednesday	W	28-21
10/30/03	@ BYU	Thursday	W	50-21	11/06/09	@ Louisiana Tech	Friday	W	45-35
11/21/03	@ Fresno State	Friday	W	31-17	11/20/09	@ Utah State	Friday	W	52-21
12/23/03	vs. (19) TCU*	Tuesday	W	34-31	11/27/09	Nevada	Friday	W	44-33
09/10/04	Oregon State	Friday	W	53-34	01/04/10	(4) TCU*	Monday	W	17-10
09/24/04	BYU	Friday	W	28-27	09/06/10	vs. (10) Virginia Tech	Monday	W	33-30
10/29/04	Hawaii	Friday	W	69-3	09/26/10	Louisiana Tech	Tuesday	W	49-20
12/31/04	vs. Louisville*	Friday	L	40-44	11/12/10	@ Idaho	Friday	W	52-14
09/21/05	Bowling Green	Wednesday	W	48-20	11/19/10	Fresno State	Friday	W	51-0
11/10/05	@ Fresno State	Thursday	L	7-27	11/26/10	@ (19) Nevada	Friday	L	31-34 (OT)
12/28/05	vs. Boston College*	Wednesday	L	21-27	12/22/10	vs. (19) Utah*	Wednesday	W	26-3
08/31/06	Sacramento State	Thursday	W	45-0	09/16/11	@ Toledo	Friday	W	40-15
09/07/06	Oregon State	Thursday	W	42-14	10/07/11	@ Fresno State	Friday	W	57-7
10/15/06	@ New Mexico State	Sunday	W	40-28	12/22/11	vs. Arizona State*	Thursday	W	56-24
11/01/06	Fresno State	Wednesday	W	45-21	08/31/12	@ Michigan State	Friday	L	13-17
01/01/07	vs. (7) Oklahoma*	Monday	W	43-42 (OT)	09/20/12	BYU	Thursday	W	7-6
08/31/07	Weber State	Friday	W	56-7	09/13/13	Air Force	Friday	W	42-20
09/27/07	Southern Miss	Thursday	W	38-16	09/20/13	@ Fresno State	Friday	L	40-41
10/07/07	New Mexico State	Sunday	W	58-0	10/25/13	@ BYU	Friday	L	20-37
10/14/07	Nevada	Sunday	W	69-67 (4 OT)	12/24/13	vs. Oregon State *	Tuesday	L	23-38
10/26/07	@ Fresno State	Friday	W	34-21	08/28/14	vs. Ole Miss	Thursday	L	13-35
11/23/07	@ (13) Hawaii	Friday	L	27-39	10/17/14	Fresno State	Friday	W	37-27
12/23/07	vs. East Carolina*	Friday	L	38-41	10/24/14	BYU	Friday	W	55-30
10/01/08	Louisiana Tech	Wednesday	W	38-3	12/31/14	Arizona *	Wednesday	W	38-30
10/17/08	Hawaii	Friday	W	27-7	09/04/15	Washington	Friday	W	16-13
10/24/08	@ San Jose State	Friday	W	33-16	09/18/15	Idaho State	Friday	W	52-0
11/28/08	Fresno State	Friday	W	61-10	09/25/15	@ Virginia	Friday	W	56-14
12/23/08	vs. (11) TCU*	Tuesday	L	16-17	10/16/15	@ Utah State	Friday	L	26-52
					11/20/15	Air Force	Friday		
					11/27/15	@ San Jose State	Friday		

* Bowl Game

Broken Down by Day of the Week:

DAY	REGULAR SEASON	BOWL GAME
Monday	1-0	2-0
Tuesday	1-0	2-2
Wednesday	4-0	2-1
Thursday	6-2	1-0
Friday	25-6	0-2
Sunday	3-0	--
TOTAL	40-8	7-5



NATIONAL TV GAMES (93-20 SINCE 1996)

DATE	OPPONENT	LOC	W/L	SCORE	TV	DATE	OPPONENT	LOC	W/L	SCORE	TV
12/30/99	Louisville	H	W	34-31	ESPN	09/03/11	Georgia	N	W	35-21	ESPN
12/28/00	UTEP	H	W	38-23	ESPN	09/16/11	Toledo	A	W	40-15	ESPN
10/19/01	Fresno State	A	W	35-30	ESPN	09/24/11	Tulsa	H	W	41-21	CBS SN
10/18/02	Fresno State	H	W	67-21	ESPN	10/01/11	Nevada	H	W	30-10	VERSUS
12/31/02	Iowa State	H	W	34-16	ESPN	10/07/11	Fresno State	A	W	57-7	ESPN
10/30/03	BYU	A	W	50-12	ESPN	10/15/11	Colorado State	A	W	63-13	The Mtn.
11/02/03	Fresno State	A	W	31-17	ESPN2	10/22/11	Air Force	H	W	37-26	VERSUS
12/06/03	Hawaii	A	W	45-28	ESPN2	11/05/11	UNLV	A	W	48-21	CBS SN
12/23/03	TCU	N	W	34-31	ESPN	11/12/11	TCU	H	L	35-36	VERSUS
09/10/04	Oregon State	H	W	53-34	ESPN	11/19/11	San Diego State	A	W	52-35	CBS SN
09/24/04	BYU	H	W	28-27	ESPN	11/26/11	Wyoming	H	W	36-14	The Mtn.
10/23/04	Fresno State	H	W	33-16	ESPN2	12/03/11	New Mexico	H	W	45-0	The Mtn.
10/29/04	Hawaii	H	W	69-3	ESPN2	12/22/11	Arizona State	N	W	56-24	ESPN
11/13/04	San Jose State	A	W	56-49 (2OT)	ESPN2	08/31/12	Michigan State	A	L	13-17	ESPN
11/22/04	Nevada	A	W	58-21	ESPN	09/15/12	Miami (Ohio)	H	W	39-12	NBC SN
12/31/04	Louisville	N	L	41-44	ESPN	09/20/12	BYU	H	W	7-6	ESPN
09/03/05	Georgia	A	L	13-48	ESPN	10/13/12	Fresno State	H	W	20-10	NBC SN
09/21/05	Bowling Green	H	W	48-20	ESPN2	10/20/12	UNLV	H	W	32-7	NBC SN
11/10/05	Fresno State	A	L	7-27	ESPN	10/27/12	Wyoming	A	W	45-14	CBS SN
12/28/05	Boston College	H	L	20-27	ESPN	11/03/12	San Diego State	H	L	19-21	CBS SN
09/07/06	Oregon State	H	W	42-14	ESPN	11/10/12	Hawai'i	A	W	49-14	NBC SN
10/15/06	New Mexico St.	A	W	40-28	ESPN	11/17/12	Colorado State	H	W	42-14	NBC SN
11/01/06	Fresno State	H	W	45-21	ESPN2	12/01/12	Nevada	A	W	27-21	ABC
11/25/06	Nevada	A	W	38-7	ESPN2	12/22/12	Washington	N	W	28-26	ESPN
01/01/07	Oklahoma	N	W	43-42 (OT)	FOX	08/31/13	Washington	A	L	6-38	FS1
09/27/07	Southern Miss	H	W	38-16	ESPN	09/13/13	Air Force	H	W	42-20	ESPN
10/07/07	New Mexico St.	H	W	58-0	ESPN	09/20/13	Fresno State	A	L	40-41	ESPN
10/14/07	Nevada	H	W	69-67 (4OT)	ESPN	09/28/13	Southern Miss	H	W	60-7	ESPNU
10/26/07	Fresno State	A	W	34-21	ESPN2	10/12/13	Utah State	A	W	34-23	CBS SN
11/23/07	Hawaii	A	L	27-39	ESPN2	10/19/13	Nevada	H	W	34-17	CBS SN
12/23/07	East Carolina	N	L	38-41	ESPN	10/25/13	BYU	A	L	20-37	ESPN
10/01/08	Louisiana Tech	H	W	38-3	ESPN	11/02/13	Colorado State	A	W	42-30	CBS SN
10/11/08	Southern Miss	A	W	24-7	CBS CTV	11/16/13	Wyoming	H	W	48-7	ESPN2
10/17/08	Hawaii	H	W	27-7	ESPN	11/23/13	San Diego State	A	L	31-34 (OT)	CBS SN
10/24/08	San Jose State	A	W	33-16	ESPN2	11/30/13	New Mexico	H	W	45-17	ESPN2
11/21/08	Nevada	A	W	41-34	ESPN2	12/24/13	Oregon State	N	L	23-38	ESPN
11/28/08	Fresno State	H	W	61-10	ESPN2	08/28/14	Ole Miss	N	L	13-35	ESPN
12/23/08	TCU	N	L	16-17	ESPN	09/06/14	Colorado State	H	W	37-24	ESPN2
09/03/09	Oregon	H	W	19-8	ESPN	09/13/14	Connecticut	A	W	38-21	ABC/ESPN2
09/09/09	Fresno State	A	W	51-34	ESPN	09/20/14	Louisiana	H	W	34-9	CBS SN
10/14/09	Tulsa	A	W	28-21	ESPN	09/27/14	Air Force	A	L	14-28	CBS SN
11/06/09	Louisiana Tech	A	W	45-35	ESPN2	10/04/14	Nevada	A	W	51-46	CBS SN
11/14/09	Idaho	H	W	63-25	ESPNU	10/17/14	Fresno State	H	W	37-27	ESPN
11/20/09	Utah State	A	W	52-21	ESPN2	10/24/14	BYU	H	W	55-30	ESPN
11/27/09	Nevada	A	W	44-33	ESPN2	11/08/14	New Mexico	A	W	60-49	CBS SN
01/04/10	TCU	N	W	17-10	FOX	11/15/14	San Diego State	H	W	38-29	ESPNU
09/06/10	Virginia Tech	N	W	33-30	ESPN	11/22/14	Wyoming	A	W	63-14	ESPN2
09/18/10	Wyoming	A	W	51-6	CBS CTV	11/29/14	Utah State	H	W	50-19	ESPN2
09/25/10	Oregon State	H	W	37-24	ABC	12/06/14	Fresno State	H	W	28-14	CBS
10/26/10	Louisiana Tech	H	W	49-20	ESPN2	12/31/14	Arizona	N	W	38-30	ESPN
11/06/10	Hawaii	H	W	42-7	ESPNU/3D	09/04/15	Washington	H	W	16-13	ESPN
11/12/10	Idaho	A	W	52-14	ESPN2/3D	09/12/15	BYU	A	L	24-35	ESPN2
11/19/10	Fresno State	H	W	51-0	ESPN2	9/18/15	Idaho State	H	W	52-0	CBS SN
11/26/10	Nevada	A	L	31-34 (OT)	ESPN	9/25/15	Virginia	A	W	56-12	ESPN
12/22/10	Utah	N	W	26-3	ESPN	10/03/15	Hawai'i	H	W	55-0	ESPN2
						10/10/15	Colorado State	A	W	41-10	CBS SN
						10/16/15	Utah State	A	L	26-52	CBS SN
						10/24/15	Wyoming	H	W	34-14	ESPN2
						10/31/15	UNLV	A	W	55-27	ESPNU
						11/14/15	New Mexico	H			ESPNU
						11/20/15	Air Force	H			ESPN2
						11/27/15	San Jose State	A			CBS SN



NON-OFFENSIVE TOUCHDOWNS SINCE 1999

1999 (3)

... Kareem Williams 34-yard fumble recovery vs. E. Washington (Oct. 9)
..... Gavin Reed 15-yard blocked punt return vs. Nevada (Oct. 23)
..... Kareem Williams 44-yard interception return vs. Idaho (Nov. 20)
..... Shaunard Harts 80-yard interception return vs. Louisville (Dec. 30)

2000 (3)

..... Shaunard Harts 34-yard interception return vs. New Mexico (Sept. 2)
..... Julius Brown 47-yard interception return vs. North Texas (Oct. 21)
..... LaGary Mitchell 5-yard blocked punt return vs. Utah State (Nov. 11)

2001 (3)

..... Wes Nurse 27-yard blocked punt return vs. Louisiana Tech (Nov. 3)
..... David Mikell 98-yard kickoff return vs. Hawaii (Nov. 10)
... Quintin Mikell 28-yard interception return vs. San Jose State (Nov. 17)

2002 (4)

..... Travis Burgher 18-yard interception return vs. Wyoming (Sept. 14)
..... Julius Brown 38-yard fumble recovery vs. Utah State (Sept. 28)
..... Chris Carr 0-yard blocked punt return vs. Hawaii (Oct. 5)
..... Chris Barrios 23-yard interception return vs. Fresno State (Oct. 18)

2003 (4)

..... Tim Gilligan 62-yard punt return vs. Oregon State (Sept. 20)
..... Gabe Franklin 19-yard fumble recovery vs. San Jose State (Oct. 25)
..... Cam Hall blocked punt return vs. BYU (Oct. 30)
..... Wes Nurse 42-yard interception return vs. BYU (Oct. 30)

2004 (7)

..... Chris Carr 62-yard punt return vs. Idaho (Sept. 4)
..... Korey Hall 46-yard interception return vs. Oregon State (Sept. 10)
..... Chris Carr 78-yard punt return vs. SMU (Oct. 2)
... Ashlie Nyong-Dunham 2-yard blocked punt return vs. Tulsa (Oct. 16)
..... Chris Barrios 50-yard interception return vs. Hawaii (Oct. 29)
..... Cam Hall 52-yard interception return vs. Nevada (Nov. 27)
..... Andy Avalos 92-yard interception return vs. Louisville (Dec. 31)

2005 (8)

..... Lee Marks 92-yard kickoff return vs. Bowling Green (Sept. 21)
..... Marty Tadman 40-yard interception return vs. Hawaii (Oct. 1)
..... Quinton Jones 92-yard punt return vs. Hawaii (Oct. 1)
..... Orlando Scandrick 69-yard blocked FG return vs. Hawaii (Oct. 1)
..... Quinton Jones 73-yard punt return vs. Idaho (Nov. 19)
..... Austin Smith 39-yard fumble recovery vs. Idaho (Nov. 19)
..... Orlando Scandrick 50-yard interception return vs. Idaho (Nov. 19)
..... Quinton Jones 92-yard punt return vs. Boston College (Dec. 28)

2006 (4)

..... Quinton Jones 61-yard interception return vs. Wyoming (Sept. 16)
..... Colt Brooks 12-yard interception return vs. Utah (Sept. 30)
... Marty Tadman 98-yard interception return vs. Louisiana Tech (Oct. 7)
..... Marty Tadman 27-yard interception return vs. Oklahoma (Jan. 1)

2007 (3)

..... Ia Falo 16-yard blocked punt return vs. Utah State (Nov. 10)
..... Marty Tadman 47-yard fumble recovery vs. East Carolina (Dec. 23)
..... Austin Smith 89-yard kickoff return vs. East Carolina (Dec. 23)

2008 (5)

..... Kyle Wilson 71-yard punt return vs. New Mexico State (Nov. 1)
..... Ellis Powers 4-yard fumble recovery vs. Utah State (Nov. 8)
..... Ellis Powers 45-yard fumble recovery vs. Idaho (Nov. 15)
..... Kyle Wilson 79-yard punt return vs. Idaho (Nov. 15)
..... Kyle Wilson 90-yard punt return vs. Fresno State (Nov. 28)

2009 (6)

.. Winston Venable 30-yard interception return vs. Fresno State (Sept. 18)
..... Kyle Wilson 27-yard interception return vs. San Jose State (Oct. 31)
..... Titus Young 100-yard kickoff return vs. Idaho (Nov. 14)
..... Kyle Wilson 71-yard interception return vs. Idaho (Nov. 14)
..... Titus Young 95-yard kickoff return vs. Nevada (Nov. 27)
..... Brandyn Thompson, 51-yard interception return vs. TCU (Jan. 4)

2010 (5)

..... Shea McClellin 0-yard fumble recovery vs. Wyoming (Sept. 18)
..... Shea McClellin 36-yard interception return vs. Toledo (Oct. 9)
..... Aaron Tevis 43-yd interception return vs. San Jose State (Oct. 16)
..... Chris Potter 76-yard punt return vs. Idaho (Nov. 12)
..... Derrell Acrey 31-yard interception return vs. Utah State (Dec. 4)

2011 (5)

..... Hunter White 16-yard fumble recovery vs. Air Force (Oct. 22)
..... Tyrone Crawford 32-yard fumble recovery vs. TCU (Nov. 12)
..... Doug Martin 100-yard kickoff return vs. Arizona State (Dec. 22)
... Jamar Taylor 100-yard interception return vs. Arizona State (Dec. 22)
..... Travis Stanaway 26-yard fumble return vs. Arizona State (Dec. 22)

2012 (5)

... Jeremy Ioane 43-yard interception return vs. Michigan State (Aug. 31)
..... Mike Atkinson 36-yard interception return vs. BYU (Sept. 20)
..... Jerrell Gavins 16-yard fumble recovery vs. UNLV (Oct. 20)
..... Corey Bell 19-yard fumble recovery vs. Wyoming (Oct. 27)
..... Demarcus Lawrence 25-yd fumble recovery vs. Hawaii (Nov. 10)

2013 (2)

..... Bryan Douglas 33-yard interception return vs. UT Martin (Sept. 7)
..... Bryan Douglas 100-yard kick return vs. San Diego State (Nov. 23)

2014 (7)

..... Tanner Vallejo 31-yard fumble recovery vs. Connecticut (Sept. 13)
... Donte Deayon 50-yard interception return vs. Connecticut (Sept. 13)
..... Tyler Gray 32-yard interception return vs. Nevada (Oct. 4)
... Darian Thompson 36-yard interception return vs. Wyoming (Nov. 22)
..... Donte Deayon 75-yard punt return vs. Wyoming (Nov. 22)
..... Tanner Vallejo 63-yard interception return vs. Fresno State (Dec. 6)
..... Donte Deayon 16-yard interception return vs. Arizona (Dec. 31)

2015 (2)

..... Justin Taimatuia 21-yard interception return vs. Virginia (Sept. 25)
..... Mercy Maston 25-yard interception return vs. Virginia (Sept. 25)

NOTE: Entering 2015, the Broncos had scored 24 non-offensive touchdowns since 1010, the eighth-most in the country.



THE LAST TIME... INDIVIDUAL

TOTAL OFFENSE

Yards	
500+	Kellen Moore (507)
.....	Nov. 6, 2010; Hawai'i
400+	Brett Rypien (473)
.....	Oct. 31, 2015; UNLV
300+	Brett Rypien (473)
.....	Oct. 31, 2015; UNLV

PASSING

Yards	
500+	Kellen Moore (507)
.....	Nov. 6, 2010; Hawai'i
400+	Brett Rypien (469)
.....	Oct. 31, 2015; UNLV
300+	Brett Rypien (469)
.....	Oct. 31, 2015; UNLV

300+ Passing at Halftime

.....	Grant Hedrick (329; 16-19)
.....	Oct. 24, 2014; BYU

Attempts

60+	Ryan Dinwiddie (60)
.....	Oct. 4, 2003; Louisiana Tech
50+	Brett Rypien (52)
.....	Oct. 31, 2015; UNLV
40+	Brett Rypien (52)
.....	Oct. 31, 2015; UNLV
30+	Brett Rypien (52)
.....	Oct. 31, 2015; UNLV

Completions

40+	Ryan Dinwiddie (40)
.....	Oct. 4, 2003; Louisiana Tech
30+	Brett Rypien (35)
.....	Oct. 31, 2015; UNLV
20+	Brett Rypien (35)
.....	Oct. 31, 2015; UNLV

Pass Percentage (Min. 15 Attempts)

.800+	Grant Hedrick (.839/26-31)
.....	Oct. 4, 2014; Nevada
.700+	Brett Rypien (.786/22-28)
.....	Oct. 24, 2015; Wyoming
.600+	Brett Rypien (.673/35-52)
.....	Oct. 31, 2015; UNLV

Touchdown Passes

6+	Jim McMillan (6)
.....	Nov. 16, 1974; Montana
5+	Grant Hedrick (5)
.....	Nov. 2, 2013; Colorado State
4+	Grant Hedrick (4)
.....	Nov. 8, 2014; New Mexico
3+	Brett Rypien (3)
.....	Oct. 24, 2015; Wyoming

Passes Had Intercepted

5+	Mike Virden (6)
.....	Oct. 28, 1989; Montana
4+	Grant Hedrick (4)
.....	Sept. 27, 2014; Air Force
3+	Brett Rypien (3)
.....	Oct. 16, 2015; Utah State

RUSHING

Yards	
250+	Eron Hurley (254)
.....	Nov. 21, 1998; Idaho
200+	Jay Ajayi (229)
.....	Nov. 29, 2014; Utah State
150+	Jeremy McNichols (166)
.....	Oct. 24, 2015; Wyoming
100+	Jeremy McNichols (122)
.....	Oct. 31, 2015; UNLV

100-Yards by Halftime

.....	Jay Ajayi (107)
.....	Dec. 31, 2014; Arizona

Multiple Players with 100+

.....	Jay Ajayi (161) / Grant Hedrick (131)
.....	Nov. 8, 2014; New Mexico

Attempts

35+	Doug Martin (36)
.....	Nov. 19, 2011; San Diego State
30+	Jeremy McNichols (33)
.....	Oct. 24, 2015; Wyoming
25+	Jeremy McNichols (33)
.....	Oct. 24, 2015; Wyoming
20+	Jeremy McNichols (2)
.....	Oct. 31, 2015; UNLV

Yards Per Carry (Min. 10 Attempts)

10.0+	D.J. Harper (10.7)
.....	Nov. 17, 2012; Colorado State
8.0+	Jay Ajayi (8.5)
.....	Nov. 8, 2014; New Mexico
6.0+	Jeremy McNichols (6.1)
.....	Oct. 10, 2015; Colorado State

Touchdowns

5+	Jay Ajayi (5)
.....	Nov. 29, 2014; Utah State
4+	Jay Ajayi (5)
.....	Nov. 29, 2014; Utah State
3+	Jeremy McNichols (3)
.....	Sept. 18, 2015; Idaho State

Longest Run From Scrimmage

80+	D.J. Harper (80)
.....	Nov. 17, 2012; Colorado State
70+	Jay Ajayi (74)
.....	Oct. 4, 2014; Nevada
60+	Jay Ajayi (62)
.....	Nov. 29, 2014; Utah State
50+	Jeremy McNichols (56)
.....	Oct. 10, 2015; Colorado State
40+	Jeremy McNichols (40)
.....	Oct. 31, 2015; UNLV

RECEIVING

Receptions

15+	Tim Gilligan (16)
.....	Oct. 4, 2003; Louisiana Tech
10+	Thomas Sperbeck (10)
.....	Oct. 31, 2015; UNLV
8+	Thomas Sperbeck (10)
.....	Oct. 31, 2015; UNLV
5+ ..	Thomas Sperbeck (10), Chaz Anderson (7), Shane Williams-Rhodes (7)
.....	Oct. 31, 2015; UNLV

10 Receptions at Halftime

.....	Shane Williams-Rhodes (10)
.....	Nov. 16, 2013; Wyoming

Yards

250+	Tim Gilligan (255)
.....	Oct. 4, 2003; Louisiana Tech
200+	Matt Miller (206)
.....	Dec. 24, 2013; Oregon State
150+	Thomas Sperbeck (163)
.....	Oct. 31, 2015; UNLV
100+	Thomas Sperbeck (163)
.....	Oct. 31, 2015; UNLV

100+ Receiving at Halftime

.....	Thomas Sperbeck (178; 5 receptions)
.....	Oct. 10, 2015; Colorado State

Multiple Receivers w/ 10-plus Catches

...	Shane Williams-Rhodes (14) / Jay Ajayi (12)
.....	Aug. 28, 2014; Ole Miss

Multiple 100-yard Receivers

.....	Matt Miller (111) / Jay Ajayi (105)
.....	Nov. 30, 2013; New Mexico

Yards Per Catch (Min. Five Receptions)

40.0+	Al Marshall (40.8/5-204)
.....	Nov. 4, 1972; Portland State
30.0+	Thomas Sperbeck (35.6/5-178)
.....	Oct. 10, 2015; Colorado State
20.0+	Thomas Sperbeck (26.0/6-156)
.....	Oct. 16, 2015; Utah State



THE LAST TIME... INDIVIDUAL

Touchdowns

4+ Austin Pettis (4)
..... Nov. 14, 2009; Idaho
3+ Matt Miller (3)
..... Nov. 30, 2013; New Mexico
2+ Thomas Sperbeck (2)
..... Oct. 24, 2015; Wyoming

Longest Reception

90+ Lawrence Bady (98)
..... Oct. 18, 2003; SMU
80+ Thomas Sperbeck (82)
..... Oct. 10, 2015; Colorado State
70+ Thomas Sperbeck (82)
..... Oct. 10, 2015; Colorado State
60+ Thomas Sperbeck (82)
..... Oct. 10, 2015; Colorado State
50+ Chaz Anderson (54)
..... Oct. 31, 2015; UNLV

MISC.

100+ Yard Rush/Receiving

..... Jay Ajayi
..... 147 rushing/105 receiving
..... Nov. 30, 2013; New Mexico

Threw and Caught a TD Pass

..... Brett Rypien (54, 44-yd passes, 4-yd catch)
..... Oct. 31, 2015; UNLV

Fumble Recovered for a TD

..... Tanner Vallejo (31-yard recovery)
..... Sept. 13, 2014; Connecticut

Multiple Players Threw for TDs

4+ Kellen Moore (2) / Tanyon Bissell (1) /
..... Mike Coughlin (1) / Vinny Perretta (1)
..... Nov. 8, 2008; Utah State
3+ Kellen Moore (2) / Tanyon Bissell (1) /
..... Mike Coughlin (1) / Vinny Perretta (1)
..... Nov. 8, 2008; Utah State
2+ Brett Rypien (1) / Thomas Sperbeck (1)
..... Oct. 31, 2015; UNLV

DEFENSE

Interceptions

4+ Steve Forrey (4)
..... 1968; Idaho State
3+ Brandyn Thompson (3)
..... Oct. 17, 2008; Hawai'i
2+ Donte Deayon (2)
..... Sept. 12, 2015; BYU

Interception Return for a TD

..... Justin Taimatuia (21 yards)
..... Sept. 25, 2015; Virginia
..... Mercy Maston (25 yards)
..... Sept. 25, 2015; Virginia

Total Tackles

25+ Scott Russell (28)
..... Sept. 17, 1988; Northern Arizona
20+ Scott Russell (28)
..... Sept. 17, 1988; Northern Arizona
15+ Ben Weaver (16)
..... Dec. 6, 2014; Fresno State
10+ Darian Thompson (12) / Chancellor Jame (10)
..... Oct. 16, 2015; Utah State

Solo Tackles

10+ Tanner Vallejo (10)
..... Dec. 31, 2014; Arizona

Sacks

4+ Chris Wing (4.0)
..... Sept. 7, 1996; Portland State
3+ Kamalei Correa (3.0)
..... Nov. 22, 2014; Wyoming
2+ Kamalei Correa (2.0)
..... Dec. 31, 2014; Arizona

Tackles For Loss

4+ Shea McClellin (4.0)
..... Sept. 6, 2010; Virginia Tech
3+ Tanner Vallejo (3.0)
..... Dec. 6, 2014; Fresno State

SPECIAL TEAMS

Kickoff Returns

7+ Jeremy McNichols (7)
..... Nov. 15, 2014; San Diego State
6+ Jeremy McNichols (7)
..... Nov. 15, 2014; San Diego State
5+ Jeremy McNichols (7)
..... Nov. 15, 2014; San Diego State

Longest Kickoff Return

90+ Bryan Douglas (100)
..... Nov. 23, 2013; San Diego State
80+ Bryan Douglas (100)
..... Nov. 23, 2013; San Diego State
70+ Bryan Douglas (76)
..... Nov. 30, 2013; New Mexico
60+ Bryan Douglas (76)
..... Nov. 30, 2013; New Mexico
50+ Bryan Douglas (76)
..... Nov. 30, 2013; New Mexico

Kickoff Return for a TD

..... Bryan Douglas (100)
..... Nov. 23, 2013; San Diego State

Punt Return

9+ Rick Woods (9)
..... Oct. 20, 1979; Idaho State
7+ Quinton Jones (7)
..... Dec. 28, 2005; Boston College
6+ Kyle Wilson (6)
..... Nov. 21, 2008; Nevada

Punt Return Yardage

150+ Quinton Jones (151)
..... Dec. 28, 2005; Boston College
100+ Chris Potter (106)
..... Nov. 12, 2010; Idaho

Longest Punt Return

90+ Kyle Wilson (90)
..... Nov. 28, 2008; Fresno State
80+ Kyle Wilson (90)
..... Nov. 28, 2008; Fresno State
70+ Donte Deayon (75)
..... Nov. 22, 2014; Wyoming
60+ Donte Deayon (75)
..... Nov. 22, 2014; Wyoming
50+ Donte Deayon (75)
..... Nov. 22, 2014; Wyoming

Punt Return for a TD

..... Donte Deayon (75)
..... Nov. 22, 2014; Wyoming

Punts

10+ Danny Weeks (11)
..... Oct. 26, 1991; Nevada
8+ Sean Wale (8)
..... Sept. 12, 2015; BYU
6+ Sean Wale (7)
..... Oct. 3, 2015; Hawai'i

Punt Average (Min. Five Punts)

50.0+ Trevor Harman (53.2/5-266)
..... Nov. 12, 2010; Idaho
48.0+ Sean Wale (49.5/8-396)
..... Dec. 31, 2014; Arizona
46.0+ Sean Wale (49.5/8-396)
..... Dec. 31, 2014; Arizona

Field Goals

5+ Roberto Moran (5)
..... Nov. 2, 1985; Idaho State
4+ Tyler Rausa (4)
..... Sept. 25, 2015; Virginia
3+ Tyler Rausa (4)
..... Sept. 25, 2015; Virginia

Long Field Goals

55+ Roberto Moran (56)
..... Sept. 14, 1985; UC Davis
50+ Tyler Rausa (51)
..... Sept. 25, 2015; Virginia
45+ Tyler Rausa (46)
..... Oct. 16, 2015; Utah State

Points After Touchdown

10+ Anthony Montgomery (10)
..... Nov. 19, 2005; Idaho
9+ Dan Goodale (9)
..... Sept. 7, 2013; UT Martin
8+ Dan Goodale (8)
..... Nov. 22, 2014; Wyoming



THE LAST TIME... TEAM

OFFENSE – TEAM

Yards of Total Offense

700+	UNLV (705)
.....	Oct. 31, 2015
600+	UNLV (705)
.....	Oct. 31, 2015
500+	UNLV (705)
.....	Oct. 31, 2015

Fewest Yards of Total Offense

100-	Fresno State (69)
.....	Sept. 17, 1977
200-	Montana (191)
.....	Oct. 12, 1991
300-	Connecticut (292)
.....	Sept. 13, 2014

Passing Yards

500+	Hawai'i (507)
.....	Nov. 6, 2010
400+	UNLV (473)
.....	Oct. 31, 2015
300+	UNLV (473)
.....	Oct. 31, 2015

Fewest Passing Yards

50-	Northern Arizona (49)
.....	Nov. 11, 1978
100-	North Texas (78)
.....	Oct. 18, 1997
150-	Fresno State (120)
.....	Oct. 13, 2012

Passing Touchdowns

6+	Idaho (6)
.....	Nov. 14, 2009
5+	Colorado State (5)
.....	Nov. 2, 2013
4+	New Mexico (4)
.....	Nov. 8, 2014

Rushing Yards

500+	Montana (531)
.....	Oct. 27, 1973
400+	Nevada (407)
.....	Oct. 19, 2013
300+	Idaho State (344)
.....	Sept. 18, 2015

Fewest Rushing Yards

0-	Northern Arizona (-11)
.....	Oct. 9, 1993
50-	Utah State (34)
.....	Oct. 16, 2015
100-	Utah State (34)
.....	Oct. 16, 2015

Rushing Touchdowns

8+	San Jose State (8)
.....	Nov. 13, 2004
7+	Weber State (7)
.....	Aug. 30, 2007
6+	Idaho State (6)
.....	Sept. 18, 2015
5+	Idaho State (6)
.....	Sept. 18, 2015

Points Scored

70+	Idaho (70)
.....	Nov. 19, 2005
60+	Wyoming (63)
.....	Nov. 22, 2014
50+	UNLV (55)
.....	Oct. 31, 2015
40+	UNLV (55)
.....	Oct. 31, 2015

Fewest Points Scored

0	Washington State (0)
.....	Sept. 27, 1997
7-	Washington (6)
.....	Aug. 31, 2013
14-	Air Force (14)
.....	Sept. 27, 2014

Scoring Differential (+)

50+	Hawai'i (55-0; +55)
.....	Oct. 3, 2015
40+	Hawai'i (55-0; +55)
.....	Oct. 3, 2015
30+	Colorado State (41-10; +31)
.....	Oct. 10, 2015
20+	UNLV (55-27; +28)
.....	Oct. 31, 2015

DEFENSE – TEAM

Fumbles Recovered

6+	Northeastern Louisiana (6)
.....	Nov. 15, 1986
5+	Eastern Washington (5)
.....	Oct. 14, 2000

Interceptions

7+	Cal Poly (7)
.....	Nov. 17, 1979
6+	Northern Iowa (6)
.....	Nov. 24, 1990
5+	Idaho (5)
.....	Nov. 14, 2009
4+	Virginia (4)
.....	Sept. 25, 2015

Fewest Yards Allowed

50-	Humboldt State (35)
.....	Sept. 13, 1986
100-	San Jose State (80)
.....	Oct. 16, 2010
150-	Nevada (123)
.....	Oct. 1, 2011; Nevada

Most Total Yards Allowed

600+	New Mexico (627)
.....	Nov. 8, 2014
500+	New Mexico (627)
.....	Nov. 8, 2014
400+	UNLV (487)
.....	Oct. 31, 2015

Fewest Passing Yards Allowed

0-	Northern Arizona (-4)
.....	Oct. 25, 1975
50-	Air Force (48)
.....	Sept. 27, 2014
100-	Hawai'i (88)
.....	Oct. 3, 2015

Most Passing Yards Allowed

600+	Louisiana Tech (602)
.....	Oct. 3, 1998
500+	New Mexico State (526)
.....	Oct. 15, 2006
400+	Colorado State (434)
.....	Sept. 6, 2014

Fewest Rushing Yards Allowed

0-	Hawaii (-14)
.....	Nov. 10, 2012
50-	Virginia (40)
.....	Sept. 25, 2015
100-	UNLV (100)
.....	Oct. 31, 2015

Most Rushing Yards Allowed

400+	New Mexico (505)
.....	Nov. 8, 2014
300+	New Mexico (505)
.....	Nov. 8, 2014
200+	New Mexico (505)
.....	Nov. 8, 2014

Fewest Points Allowed

0-	Hawai'i (0)
.....	Oct. 3, 2015
3-	Hawai'i (0)
.....	Oct. 3, 2015
7-	Hawai'i (0)
.....	Oct. 3, 2015

Most Points Allowed

60+	Nevada (67)
.....	Oct. 14, 2007
50+	Utah State (52)
.....	Oct. 16, 2015
40+	Utah State (52)
.....	Oct. 16, 2015



GAME-BY-GAME SUMMARIES

GAME ONE

(23/24) Boise State vs.

Washington

Sept. 4, 2015

Albertsons Stadium • Boise, Idaho

Att.: 36,836 • TV: ESPN

BOISE, Idaho (AP) - Jeremy McNichols rushed for 89 yards and two first-half touchdowns, and Boise State withstood a second half filled with special teams mistakes for a 16-13 victory over Washington on Friday night in Chris Petersen's return to the school he helped grow into a national power. Boise State (1-0) dominated the first half in building a 16-0 lead. But Washington's defense stymied the Broncos in the second half and three big plays on special teams -- including Dante Pettis' 76-yard punt return for a touchdown -- gave Washington a chance. McNichols was the star of the first half as Boise State built an early lead and rolled up 254 yards of offense. But Washington's defense fixed its issues at halftime and limited the Broncos' to 83 total yards in the second half. Boise State quarterback Ryan Finley was 16-of-26 passing for 129 yards and another 30 yards rushing.



SCORE BY QUARTER

Washington	0	0	10	3	13
Boise State	6	10	0	0	16

SCORING SUMMARY

FIRST QUARTER				
3:12	BSU	McNichols 7-yd run (Rausa kick blocked)	16 plays, 92 yards, TOP: 6:14	
SECOND QUARTER				
10:26	BSU	McNichols 1-yd run (Rausa kick)	13 plays, 80 yards, TOP: 5:19	
0:02	BSU	Rausa 24-yd field goal	11 plays, 43 yards, TOP: 2:34	
THIRD QUARTER				
3:10	UW	Van Winkle 40-yd field goal	4 plays, 4 yards, TOP: 1:24	
1:37	UW	Pettis 76-yd punt return (Van Winkle kick)		
FOURTH QUARTER				
7:29	UW	Van Winkle 28-yd field goal	6 plays, 17 yards, TOP: 2:21	

TEAM STATISTICS

	WASHINGTON	BOISE STATE
First Downs	12	21
Net Yards Rushing	29	185
Net Yards Passing	150	152
Completions-Attempts-Int.	20-35-1	17-27-1
Total Offense (plays-yards)	57-179 (3.1)	80-337 (4.2)
Fumbles: Number-Lost	1-0	2-1
Penalties: Number-Yards	5-32	7-71
Punts-Yards	8-325 (40.6)	7-254 (36.3)
Kickoff returns-Yds-TD	2-22-0 (11.0)	1-21-0 (21.0)
Punt returns-Yards-TD	2-93-1 (46.5)	1-2-0 (2.0)
Interceptions-Yds-TD	1-1-0	1-7-0
Time of Possession	25:38	34:22
Third-Down Conversions	4-of-14	8-of-18
Fourth-Down Conversions	0-of-0	1-of-2
Red-Zone Scores-Chances	1-for-2	3-for-4
Sacks By: Number-Yards	2-14	2-13

INDIVIDUAL STATISTICS

Boise State
Rushing (Rushes-Yards-TDs): McNichols (24-89-2), K. Young (13-48-0), Finley (11-30-0), Demas (4-20-0).
Passing (Comp.-Att.-TD-Int.-Yards): Finley (16-26-0-1-129), Sperbeck (1-1-0-0-23).
Receiving (Receptions-Yards-TDs): Sperbeck (3-28-0), K. Young (3-26-0), McNichols (3-24-0), Roh (3-23-0), Huff (2-28-0), Williams-Rhodes (2-16-0), Anderson (1-7-0).
Interceptions: Thompson (1).
Sacks: Correa (1.0), Taimatuia (1.0).

Washington
Rushing (Rushes-Yards-TDs): Washington (8-14-0), McClatcher (2-6-0), Mickens (1-5-0), Gaskin (5-5-0), Browning (4-3-0), Coleman (1-1-2-0).
Passing (Comp.-Att.-TD-Int.-Yards): Browning (20-35-0-1-150).
Receiving (Receptions-Yards-TDs): Washington (7-53-0), Lenius (3-37-0), McClatcher (3-3-0), Pettis (2-24-0), Perkins (2-18-0), Mickens (2-16-0), Gaskin (1-1-1-0).
Interceptions: King (1).
Sacks: Littleton (1.0), Matchis (1.0).

GAME TWO

(20/22) Boise State at

BYU

Sept. 12, 2015

LaVell Edwards Stadium • Provo, Utah

Att.: 63,470 • TV: ESPN2

PROVO, Utah (AP) - Freshman Tanner Mangum threw a 35-yard touchdown to Mitchell Juergens with 45 seconds left to give BYU another last-second, come-from-behind victory. The Cougars defeated No. 20 Boise State 35-24. BYU (2-0) trailed for most of the game. Mangum was far from perfect, completing 17 of 28 passes for 309 yards and throwing two interceptions. Boise State led by 10 going into the fourth quarter, but BYU scored 21 points unanswered. Boise State quarterback Ryan Finley threw for 297 yards, one touchdown and three interceptions. Running back Jeremy McNichols finished with 95 total yards and two touchdowns for the Broncos (1-1). Boise State led by 10 going into the fourth quarter, but BYU scored 21 points unanswered.



SCORE BY QUARTER

Boise State	7	3	14	0	24
BYU	7	0	7	21	35

SCORING SUMMARY

FIRST QUARTER				
14:09	BYU	Juergens 84-yd pass from Magnum (Samson kick)	3 plays, 75 yards, TOP: 0:51	
4:13	BSU	McNichols 3-yd run (Rausa kick)	7 plays, 52 yards, TOP: 2:38	
SECOND QUARTER				
00:00	BSU	Rausa 31-yd field goal	9 plays, 45 yards, TOP: 3:16	
THIRD QUARTER				
11:01	BSU	McNichols 3-yd run (Rausa kick)	11 plays, 75 yards, TOP: 1:00	
4:32	BYU	Hine 21-yd run (Samson kick)	6 plays, 84 yards, TOP: 3:07	
2:03	BSU	McNichols 29-yd pass from Finley (Rausa kick)	6 plays, 86 yards, TOP: 2:23	
FOURTH QUARTER				
10:22	BYU	Magnum 1-yd run (Samson kick)	5 plays, 12 yards, TOP: 2:41	
00:45	BYU	Juergens 35-yd pass from Mangum (Samson kick)	7 plays, 64 yards, TOP: 2:48	
00:30	BYU	Nacua 50-yd interception return (Samson kick)		

TEAM STATISTICS

	BOISE STATE	BYU
First Downs	17	16
Net Yards Rushing	64	72
Net Yards Passing	297	309
Completions-Attempts-Int.	25-38-3	17-29-2
Total Offense (plays-yards)	69-361 (5.2)	68-381 (5.6)
Fumbles: Number-Lost	0-0	2-0
Penalties: Number-Yards	11-76	5-54
Punts-Yards	8-332 (41.5)	8-310 (38.8)
Kickoff returns-Yds-TD	4-78-0 (19.5)	1-15-0 (15.0)
Punt returns-Yards-TD	0-0-0 (0.0)	2-7-0 (3.5)
Interceptions-Yds-TD	2-29-0	3-76-1
Time of Possession	28:51	31:09
Third-Down Conversions	2-of-12	8-of-18
Fourth-Down Conversions	0-of-0	1-of-1
Red-Zone Scores-Chances	3-for-3	2-for-2
Sacks By: Number-Yards	4-30	4-18

INDIVIDUAL STATISTICS

Boise State
Rushing (Rushes-Yards-TDs): McNichols (15-46-2), Demas (5-21-0), Finley (9-5-0), Williams-Rhodes (1-3-0).
Passing (Comp.-Att.-TD-Int.-Yards): Finley (25-38-1-3-297).
Receiving (Receptions-Yards-TDs): Williams-Rhodes (11-107-0), McNichols (5-49-1), Anderson (3-66-0), Sperbeck (2-13-0), Lucero (1-26-0), Huff (1-17-0), Roh (1-15-0), Demas (1-4-0).
Interceptions: Deayon (2).
Sacks: Correa (1.0), Moxey (1.0), Nance (1.0), Vallejo (1.0).

BYU
Rushing (Rushes-Yards-TDs): Hine (19-93-1), Brown (5-22-0), Juergens (2-4-0), Carter (2-2-0).
Passing (Comp.-Att.-TD-Int.-Yards): Mangum (17-28-2-2-309).
Receiving (Receptions-Yards-TDs): Blackmon (6-105-0), Mathews (5-32-0), Juergens (4-172-2), Hine (1-2-0).
Interceptions: Nacua (2).
Sacks: Langi (2.0), Pikula (1.0), Taele (0.5).



GAME-BY-GAME SUMMARIES

GAME THREE

Boise State vs. Idaho State
Sept. 18, 2015
Albertsons Stadium • Boise, Idaho
Att.: 33,868 • TV: CBS Sports Network

BOISE, Idaho (AP) Jeremy McNichols rushed for three touchdowns and Kelsey Young added two more as Boise State cruised to a 52-0 victory over Idaho State Friday night. The Broncos (2-1), coming off a gut-wrenching loss to BYU a week ago, suffered another tough loss when starting quarterback Ryan Finley left in the first quarter with a right ankle injury and never returned. Thomas Stuart, who filled in for Finley in the first half, threw for 69 yards and a touchdown and rushed for 46 more. But in the second half, freshman quarterback Brett Rypien, the highly-touted recruit and nephew of former Super Bowl MVP Mark Rypien, made his debut and became the first true freshman to player the position at Boise State since Tony Hilde in 1993.



SCORE BY QUARTER

Idaho State	0	0	0	0	0
Boise State	14	7	28	3	52

SCORING SUMMARY

FIRST QUARTER				
9:21	BSU	McNichols 6-yd run (Rausa kick)	8 plays, 48 yards, TOP: 3:05	
2:34	BSU	Demas 13-yd run (Rausa kick)	11 plays, 95 yards, TOP: 3:27	
SECOND QUARTER				
3:42	BSU	Huff 9-yd pass from Stuart (Rausa kick)	11 plays, 95 yards, TOP: 3:38	
THIRD QUARTER				
13:02	BSU	K. Young 9-yd run (Rausa kick)	4 plays, 27 yards, TOP: 1:09	
7:50	BSU	McNichols 4-yd run (Rausa kick)	8 plays, 80 yards, TOP: 1:45	
5:46	BSU	McNichols 16-yd run (Rausa kick)	2 plays, 62 yards, TOP: 0:19	
2:05	BSU	K. Young 1-yd run (Rausa kick)	6 plays, 87 yards, TOP: 1:42	
FOURTH QUARTER				
8:57	BSU	Rausa 45-yd field goal	10 plays, 37 yards, TOP: 5:32	

TEAM STATISTICS

	IDAHO STATE	BOISE STATE
First Downs	18	32
Net Yards Rushing	36	344
Net Yards Passing	262	254
Completions-Attempts-Int.	30-59-1	22-28-0
Total Offense (plays-yards)	81-298 (3.7)	86-598 (7.0)
Fumbles: Number-Lost	1-0	0-0
Penalties: Number-Yards	7-42	5-25
Punts-Yards	8-283 (35.4)	3-108 (36.0)
Kickoff returns-Yds-TD	5-106-0 (21.2)	0-0-0 (0.0)
Punt returns-Yds-TD	0-0-0 (0.0)	6-15-0 (2.5)
Interceptions-Yards-TD	1-1-0	1-0-0
Time of Possession	26:47	33:13
Third-Down Conversions	7-of-20	9-of-15
Fourth-Down Conversions	1-of-3	1-of-2
Red-Zone Scores-Chances	0-for-2	7-for-8
Sacks By: Number-Yards	3-20	1-8

INDIVIDUAL STATISTICS


Boise State
Rushing (Rushes-Yards-TDs): McNichols (15-69-3), C. Young (9-69-0), Demas (3-65-1), Stuart (11-46-0), K. Young (8-38-2), Fields (5-20-0), Williams-Rhodes (1-17-0), Johnson (1-13-0), Finley (2-7-0), Anderson (1-4-0).
Passing (Comp.-Att.-TD-Int.-Yards): Stuart (9-13-1-0-69), Rypien (8-9-0-0-126), Finley (5-6-0-0-59)
Receiving (Receptions-Yards-TDs): Sperbeck (7-99-0), Williams-Rhodes (5-50-0), Huff (4-56-1), Lucero (1-15-0), Anderson (1-9-0), K. Young (1-9-0), Hardee (1-7-0), Johnson (1-6-0), Roh (1-3-0)
Interceptions: Moxey (1).
Sacks: Gray (1.0)

Idaho State
Rushing (Rushes-Yards-TDs): Finney (14-38-0), Ford (6-11-0), Gueller (1-0-0), Sanders (1-13-0)
Passing (Comp.-Att.-TD-Int.-Yards): Sanders (21-42-0-1-169), Gueller (9-17-0-0-93)
Receiving (Receptions-Yards-TDs): Mangum (7-98-0), Cook (7-52-0), Williams (4-30-0), Malcolm (4-21-0), Finney (3-24-0), T. Graves (3-14-0), H. Graves (1-18-0), Ford (1-5-0).
Interceptions: --
Sacks: Kuder (1.0), Karstetter (1.0), R. Williams (1.0)

GAME FOUR

Boise State at Virginia
Sept. 25, 2015
Smith/Harrison/Scott Stadium • Charlottesville, Va.
Att.: 42,427 • TV: ESPN

CHARLOTTESVILLE, Va. (AP) Boise State showed no ill effects after a 2,000-mile trip to play a Friday night game at Virginia, and the Cavaliers never recovered after the Broncos scored 17 points before the game was barely 7 minutes old. The Broncos stunned Virginia with the early spree and the resilient Broncos rolled to a 56-14 victory. Brett Rypien, a freshman and nephew of former Washington Redskins quarterback Mark Rypien, continued to impress. He finished 21 of 32 for 250 yards with touchdowns of 10 yards to Jeremy McNichols and 30 and 64 yards to Thomas Sperbeck. With two touchdowns on Friday night, McNichols now has 10 touchdowns on the season.



SCORE BY QUARTER

Boise State	17	12	17	10	56
Virginia	7	7	0	0	14

SCORING SUMMARY

FIRST QUARTER				
14:26	BSU	Taimatuia 21-yd interception return (Rausa kick)		
10:16	BSU	McNichols 2-yd run (Rausa kick)	6 plays, 80 yards, TOP: 2:32	
7:53	BSU	Rausa 51-yd field goal	4 plays, 5 yards, TOP: 0:55	
6:51	VA	Thorpe 75-yd pass from Johns (Frye kick)	3 plays, 75 yards, TOP: 2:23	
SECOND QUARTER				
8:26	BSU	McNichols 10-yd pass from Rypien (Rausa kick)	6 plays, 69 yards, TOP: 2:23	
7:36	BSU	Team Safety		
5:11	BSU	Rausa 30-yd field goal	6 plays, 37 yards, TOP: 2:25	
3:09	VA	Mizzell 45-yd pass from Johns (Frye kick)	4 plays, 65 yards, TOP: 2:02	
THIRD QUARTER				
10:19	BSU	Rausa 39-yd field goal	14 plays, 53 yards, TOP: 4:41	
8:01	BSU	Sperbeck 30-yd pass from Rypien (Rausa kick)	1 play, 30 yards, TOP: 0:06	
3:00	BSU	Maston 25-yd interception return (Rausa kick)		
FOURTH QUARTER				
13:26	BSU	Rausa 45-yd field goal	5 plays, 9 yards, TOP: 2:00	
10:26	BSU	Sperbeck 64-yd pass from Rypien (Rausa kick)	3 plays, 71 yards, TOP: 1:21	

TEAM STATISTICS

	BOISE STATE	VIRGINIA
First Downs	19	10
Net Yards Rushing	89	40
Net Yards Passing	358	233
Completions-Attempts-Int.	25-38-0	16-33-4
Total Offense (plays-yards)	69-447 (6.5)	66-273 (4.1)
Fumbles: Number-Lost	1-0	1-1
Penalties: Number-Yards	4-25	9-80
Punts-Yards	4-179 (44.8)	6-235 (39.2)
Kickoff returns-Yds-TD	2-29-0 (14.5)	9-231-0 (25.7)
Punt returns-Yards-TD	1-0-0 (0.0)	2-21-0 (10.5)
Interceptions-Yds-TD	4-66-2	0-0-0
Time of Possession	28:05	31:55
Third-Down Conversions	3-of-14	7-of-17
Fourth-Down Conversions	1-of-2	0-of-1
Red-Zone Scores-Chances	4-for-5	0-for-0
Sacks By: Number-Yards	4-16	4-28

INDIVIDUAL STATISTICS

Boise State
Rushing (Rushes-Yards-TDs): McNichols (9-69-1), K. Young (5-17-0), Fields (3-9-0), Williams-Rhodes (1-5-0), Demas (3-1-0), Rypien (6-(-3)-0), Stuart (2-(-7)-0)
Passing (Comp.-Att.-TD-Int.-Yards): Rypien (24-35-3-0-321), Sperbeck (0-2-0-0-0), Stuart (1-1-0-0-37)
Receiving (Receptions-Yards-TDs): Williams-Rhodes (6-28-0), Sperbeck (5-121-2), Roh (5-48-0), McNichols (5-47-1), Anderson (2-30-0), Huff (1-47-0), Cottrell (1-37-0)
Interceptions: Thompson (1), Deayon (1), Maston (1), Taimatuia (1)
Sacks: Frazier (1.5), Nance (1.0), McCaskill (0.5)

Virginia
Rushing (Rushes-Yards-TDs): Hamm (8-22-0), Reid (3-11-0), Johns (7-9-0), Mizzell (7-2-0), Brewer (2-(-2)-0), Ellis (6-(-2)-0)
Passing (Comp.-Att.-TD-Int.-Yards): Johns (12-25-2-3-199), Brewer (4-8-0-1-34)
Receiving (Receptions-Yards-TDs): Mizzell (5-59-1), Severin (4-34-0), Hamm (3-20-0), Thorpe (1-75-1), Johnson (1-23-0), Hopkins (1-14-0), Butts (1-8-0)
Interceptions: --
Sacks: Moore (1.5), Kiser (1.0), Moore (1.0), Dean (0.5)



GAME-BY-GAME SUMMARIES

GAME FIVE


Boise State vs. Hawai'i

Oct. 3, 2015

Albertsons Stadium • Boise, Idaho

Att.: 35,907 • TV: ESPN2

BOISE, Idaho (AP) Brett Rypien threw for 271 yards and three touchdowns to lead the Broncos to a 55-0 victory over Hawai'i in the Mountain West Conference opener for both teams Saturday night. In his second career start, Rypien completed 19 of 25 passes without an interception, showing his impressive debut last week against Virginia wasn't a fluke. Boise State (4-1) rolled up 554 yards of total offense. Jeremy McNichols rushed for 108 yards on 20 carries with a pair of touchdowns. Hawai'i (2-3), which struggled to amass 170 yards of total offense, has yet to score in three trips to the mainland this season.



SCORE BY QUARTER

Hawai'i	0	0	0	0	0
Boise State	14	35	3	3	55

SCORING SUMMARY

FIRST QUARTER				
10:25	BSU	Anderson 54-yd pass from Rypien (Rausa kick)	1 play, 54 yards, TOP: 0:08	
5:11	BSU	McNichols 13-yd run (Rausa kick)	6 plays, 65 yards, TOP: 2:00	
SECOND QUARTER				
14:36	BSU	Sperbeck 21-yd pass from Rypien (Rausa kick)	6 plays, 61 yards, TOP: 2:29	
9:44	BSU	Huff 24-yd pass from Rypien (Rausa kick)	5 plays, 84 yards, TOP: 2:15	
6:46	BSU	Butler 10-yd run (Rausa kick)	2 plays, 12 yards, TOP: 0:35	
1:59	BSU	K. Young 9-yd run (Rausa kick)	9 plays, 59 yards, TOP: 3:33	
0:04	BSU	McNichols 15-yd run (Rausa kick)	6 plays, 61 yards, TOP: 0:47	
THIRD QUARTER				
10:08	BSU	Rausa 23-yd field goal	13 plays, 67 yards, TOP: 4:52	
FOURTH QUARTER				
12:17	BSU	Rausa 37-yd field goal	4 plays, 0 yards, TOP: 1:51	

TEAM STATISTICS

	HAWAII	BOISE STATE
First Downs	12	29
Net Yards Rushing	82	279
Net Yards Passing	88	275
Completions-Attempts-Int.	11-38-3	20-29-0
Total Offense (plays-yards)	68-170 (2.5)	88-554 (6.3)
Fumbles: Number-Lost	2-1	0-0
Penalties: Number-Yards	7-61	8-80
Punts-Yards	8-378 (47.2)	7-274 (39.1)
Kickoff returns-Yds-TD	0-0-0 (0.0)	1-27-0 (27.0)
Punt returns-Yards-TD	3-11-0 (3.7)	6-73-0 (12.2)
Interceptions-Yds-TD	0-0-0	3-5-0
Time of Possession	22:27	37:33
Third-Down Conversions	4-of-17	6-of-18
Fourth-Down Conversions	0-of-4	2-of-2
Red-Zone Scores-Chances	0-for-0	6-for-7
Sacks By: Number-Yards	0-0	1-8

INDIVIDUAL STATISTICS

Boise State
 Rushing (Rushes-Yards-TDs): McNichols (20-108-2), K. Young (12-69-1), Wolpin (4-40-0), Williams-Rhodes (2-25-0), Demas (4-14-0), Butler (2-13-1), Rypien (4-6-0), C. Young (5-5-0), Ogle (1-3-0), Stuart (2-2-0).
 Passing (Comp.-Att.-TD-Int.-Yards): Rypien (19-25-3-0-271), Stuart (1-3-0-0-4)
 Receiving (Receptions-Yards-TDs): Anderson (5-95-1), Sperbeck (5-87-1), Williams-Rhodes (4-34-0), Huff (2-31-1), Roh (2-25-0), Butler (1-4-0), McNichols (1-(-1)-0)
 Interceptions: Deayon (1), Lee (1), Thompson (1)
 Sacks: Horn (1.0)

Hawai'i
 Rushing (Rushes-Yards-TDs): Lakalaka (8-34-0), Woolsey (3-16-0), Harris (6-13-0), Davis (7-12-0), Wittek (3-5-0), Tuiaosa (2-2-0), Pedroza (1-0-0).
 Passing (Comp.-Att.-TD-Int.-Yards): Wittek (7-24-0-2-66), Woolsey (4-14-0-1-22)
 Receiving (Receptions-Yards-TDs): Kemp (5-39-0), Collie (3-19-0), Camse-Stevens (1-16-0), Harris (1-14-0), Davis (1-0-0).
 Interceptions: --
 Sacks: --


GAME SIX

Boise State at Colorado State

Oct. 10, 2015

SLF @ Hmyughes Stadium • Fort Collins, Colo.

FORT COLLINS, Colo. (AP) Thomas Sperbeck caught two long touchdown passes and sophomore Jeremy McNichols scored his 13th and 14th TDs of the season, leading No. 25 Boise State past Colorado State 41-10 Saturday night. Among Brett Rypien's 339 yards passing was a beautiful 85-yard TD to McNichols, who also caught a 53-yard touchdown pass from fellow wide receiver Shane Williams-Rhodes on a trick play. The Broncos (5-1, 2-0 Mountain West) jumped out to a quick 17-0 lead before the Rams (2-4, 0-2) had even moved the chains and Boise State was never seriously threatened throughout the game.



SCORE BY QUARTER

Boise State	17	10	7	7	41
Colorado State	0	10	0	0	10

SCORING SUMMARY

FIRST QUARTER				
12:10	BSU	Sperbeck 53-yd pass from Williams-Rhodes (Rausa kick)	5 plays, 72 yards, TOP: 1:37	
10:08	BSU	Rausa 27-yd field goal	4 plays, 1 yard, TOP: 1:18	
7:53	BSU	McNichols 56-yd run (Rausa kick)	4 plays, 88 yards, TOP: 1:29	
SECOND QUARTER				
14:56	CSU	Handsley 13-yd pass from Key (Bryan kick)	16 plays, 75 yards, TOP: 7:57	
14:16	BSU	Sperbeck 85-yd pass from Rypien (Rausa kick)	1 play, 75 yards, TOP: 0:40	
3:11	CSU	Bryan 20-yd field goal	7 plays, 62 yards, TOP: 2:57	
00:00	BSU	Rausa 35-yd field goal (Rausa kick)	6 plays, 49 yards, TOP: 0:33	
THIRD QUARTER				
4:50	BSU	McNichols 1-yd run (Rausa kick)	10 plays, 82 yards, TOP: 3:44	
FOURTH QUARTER				
12:18	BSU	Rypien 4-yd run (Rausa kick)	10 plays, 89 yards, TOP: 3:11	

TEAM STATISTICS

	BOISE STATE	COLORADO STATE
First Downs	27	14
Net Yards Rushing	201	105
Net Yards Passing	396	151
Completions-Attempts-Int.	24-37-1	14-30-2
Total Offense (plays-yards)	81-597 (7.4)	67-256 (3.8)
Fumbles: Number-Lost	2-0	2-1
Penalties: Number-Yards	6-65	9-93
Punts-Yards	3-131 (43.7)	8-352 (44.0)
Kickoff returns-Yds-TD	0-0-0 (0.0)	0-0-0 (0.0)
Punt returns-Yards-TD	4-12-0 (3.0)	0-0-0 (0.0)
Interceptions-Yds-TD	2-20-0	1-3-0
Time of Possession	31:28	28:32
Third-Down Conversions	4-of-12	5-of-17
Fourth-Down Conversions	1-of-3	2-of-2
Red-Zone Scores-Chances	4-for-4	2-for-2
Sacks By: Number-Yards	3-26	1-7

INDIVIDUAL STATISTICS

Boise State
 Rushing (Rushes-Yards-TDs): McNichols (17-104-2), K. Young (6-33-0), Demas (4-31-0), Wolpin (4-17-0), C. Young (3-16-0), Williams-Rhodes (1-7-0), Rypien (3-4-1)
 Passing (Comp.-Att.-TD-Int.-Yards): Rypien (22-35-1-1-339), Stuart (1-1-0-0-4), Williams-Rhodes (1-1-1-0-53)
 Receiving (Receptions-Yards-TDs): Williams-Rhodes (7-52-0), McNichols (6-77-0), Sperbeck (5-178-2), Anderson (3-54-0), Butler (1-17-0), Roh (1-14-0), Johnson (1-4-0)
 Interceptions: Moxey (1), Thompson (1)
 Sacks: James (1.0), Gray (1.0), Correa (1.0)

Colorado State
 Rushing (Rushes-Yards-TDs): Oden (19-52-0), Key (4-25-0), Vaden (1-16-0), Gaines (2-16-0), Dawkins (3-12-0), Matthews (4-5-0), Stevens (4-(-21)-0).
 Passing (Comp.-Att.-TD-Int.-Yards): Key (5-19-0-2-56), Stevens (8-10-0-0-60), Handsley (1-1-0-0-35).
 Receiving (Receptions-Yards-TDs): Higgins (3-42-0), Cartwright (2-43-0), Long (1-23-0), Walker (1-20-0), Handsley (1-13-1), Williams (1-6-0), Oden (1-4-0), Matthews (1-1-0), Dawkins (1-1-0), Vaden (1-1-0), Gaines (1-(-3)-0).
 Interceptions: Januska (1)
 Sacks: James (1.0)



GAME-BY-GAME SUMMARIES

GAME SEVEN

Boise State at Utah State

Oct. 16, 2015

Maverik Stadium • Logan, Utah

Att.: 22,509 • TV: CBS Sports Network

LOGAN, Utah (AP) Marwin Evans returned an interception 90 yards for a touchdown as time expired before halftime, and Utah State turned Boise State's seven first-half turnovers into 35 points in the Aggies' 52-26 victory over the No. 21 Broncos on Friday night. The Aggies (4-2, 3-0 Mountain West) snapped a 12-game losing streak against Boise State that dated 18 years. The 52 points are the most Boise State has ever allowed as a ranked team. Boise State's Brett Rypien threw for 299 yards with three interceptions. Utah State's



SCORE BY QUARTER

Boise State	3	7	7	9	26
Utah State	17	28	7	0	52

SCORING SUMMARY

FIRST QUARTER

12:36	BSU	Rausa 46-yd field goal	4 plays, 5 yards, TOP: 1:20
7:33	USU	Houston 2-yd pass from Myers (Warren kick)	9 plays, 71 yards, TOP: 4:57
3:22	USU	Thompson 51-yd field goal	7 plays, 26 yards, TOP: 3:17
00:54	USU	Sharp 10-yd pass from Myers (Warren kick)	3 plays, 11 yards, TOP: 1:18

SECOND QUARTER

14:29	USU	Hunt 4-yd run (Warren kick)	4 plays, 15 yards, TOP: 0:43
3:12	BSU	K. Young 1-yd run (Rausa kick)	7 plays, 51 yards, TOP: 2:59
1:25	USU	Myers 39-yd run (Warren kick)	2 plays, 46 yards, TOP: 0:44
1:05	USU	Sharp 21-yd pass from Myers (Warren kick)	1 play, 21 yards, TOP: 0:07
00:00	USU	Evans 90-yd interception return (Warren kick)	

THIRD QUARTER

3:02	BSU	Demas 3-yd run (Rausa kick)	10 plays, 82 yards, TOP: 2:49
00:22	USU	Mays 1-yd run (Warren kick)	5 plays, 75 yards, TOP: 2:40

FOURTH QUARTER

13:31	BSU	Rausa 41-yd field goal	9 plays, 51 yards, TOP: 1:51
8:09	BSU	K. Young 1-yd run (Rypien pass failed)	4 plays, 67 yards, TOP: 1:12

TEAM STATISTICS

	BOISE STATE	UTAH STATE
First Downs	20	15
Net Yards Rushing	34	177
Net Yards Passing	299	157
Completions-Attempts-Int.	25-50-3	17-24-0
Total Offense (plays-yards)	80-333 (4.2)	67-334 (5.0)
Fumbles: Number-Lost	5-5	1-1
Penalties: Number-Yards	3-30	11-104
Punts-Yards	3-125 (41.7)	7-282 (40.3)
Kickoff returns-Yds-TD	1-16-0 (16.0)	2-27-0 (13.5)
Punt returns-Yards-TD	2-39-0 (19.5)	1-8-0 (8.0)
Interceptions-Yds-TD	0-0-0	3-115-1
Time of Possession	24:15	35:45
Third-Down Conversions	5-of-16	5-of-16
Fourth-Down Conversions	2-of-2	2-of-3
Red-Zone Scores-Chances	4-for-4	4-for-5
Sacks By: Number-Yards	2-11	4-41

INDIVIDUAL STATISTICS

Boise State
 Rushing (Rushes-Yards-TDs): K. Young (20-60-2), Demas (6-19-1), Rypien (4-(-45)-0)
 Passing (Comp.-Att.-TD-Int.-Yards): Rypien (25-50-0-3-299)
 Receiving (Receptions-Yards-TDs): Sperbeck (6-156-0), Anderson (5-50-0), Williams-Rhodes (5-38-0), Roh (4-38-0), Richardson (2-16-0), Demas (1-4-0), Huff (1-3-0), K. Young (1-(-6)-0)
 Interceptions: None
 Sacks: James (1.0), Correa (1.0)

Utah State
 Rushing (Rushes-Yards-TDs): Mays (11-63-1), Myers (14-63-1), Hobbs (6-21-0), Hunt (8-18-1), Sharp (4-12-0)
 Passing (Comp.-Att.-TD-Int.-Yards): Myers (17-24-3-0-157)
 Receiving (Receptions-Yards-TDs): Sharp (7-42-2), Hunt (2-51-0), Swindall (2-26-0), Rodriguez (2-15-0), Robinson (2-12-0), Houston (2-11-0)
 Interceptions: Davis (1), Evans (1), Green (1)
 Sacks: Vigil (2.0), Nielson (1.0), Ali'ifua (1.0)

GAME EIGHT

Wyoming at Boise State

Oct. 24, 2015

Albertsons Stadium • Boise, Idaho

Att.: 31,946 • TV: ESPN2

BOISE, Idaho (AP) Brett Rypien passed for 211 yards and three touchdowns and Jeremy McNichols rushed for 166 yards to lead Boise State to a 34-14 victory over Wyoming on Saturday night. Boise State (6-2, 3-1), humbled in its worst Mountain West Conference loss in school history a week ago, needed the win to keep pace with Mountain Division-leading Utah State. Wyoming (1-7, 1-3), which notched its first victory last week, suffered its largest defeat of the season. The Cowboys' Brian Hill, who entered the game ranked fourth in the nation in rushing, eclipsed the 1,000-yard mark for the season and became the fastest to reach that plateau in school history.



SCORE BY QUARTER

Wyoming	0	7	0	7	14
Boise State	17	7	10	0	34

SCORING SUMMARY

FIRST QUARTER

9:45	BSU	Sperbeck 13-yd pass from Rypien (Rausa kick)	14 plays, 75 yards, TOP: 5:15
4:34	BSU	Rausa 39-yd field goal	7 plays, 36 yards, TOP: 3:31
1:38	BSU	McNichols 1-yd run (Rausa kick)	1 plays, 1 yard, TOP: 0:05

SECOND QUARTER

7:37	BSU	McNichols 4-yd pass from Rypien (Rausa kick)	15 plays, 65 yards, TOP: 5:48
0:57	WY	Maulhardt 15-yd pass from Coffman (Bailey kick)	6 plays, 59 yards, TOP: 2:51

THIRD QUARTER

11:16	BSU	Sperbeck 36-yd pass from Rypien (Rausa kick)	5 plays, 50 yards, TOP: 1:33
1:54	BSU	Rausa 28-yd field goal	6 plays, 49 yards, TOP: 2:20

FOURTH QUARTER

12:11	WY	Smith 6-yd run (Bailey kick)	11 plays, 83 yards, TOP: 4:43
-------	----	------------------------------	-------------------------------

TEAM STATISTICS

	WYOMING	BOISE STATE
First Downs	16	24
Net Yards Rushing	110	207
Net Yards Passing	123	211
Completions-Attempts-Int.	12-21-1	22-28-0
Total Offense (plays-yards)	54-233 (4.3)	75-418 (5.6)
Fumbles: Number-Lost	1-0	2-1
Penalties: Number-Yards	5-35	8-74
Punts-Yards	7-267 (38.1)	3-123 (41.0)
Kickoff returns-Yds-TD	4-80-0 (20.0)	2-58-0 (29.0)
Punt returns-Yards-TD	0-0-0 (0.0)	3-12-0 (4.0)
Interceptions-Yds-TD	0-0-0	1-45-0
Time of Possession	28:25	31:35
Third-Down Conversions	3-of-10	12-of-19
Fourth-Down Conversions	0-of-0	1-of-1
Red-Zone Scores-Chances	2-for-2	4-for-5
Sacks By: Number-Yards	0-0	3-18

INDIVIDUAL STATISTICS

Boise State
 Rushing (Rushes-Yards-TDs): McNichols (33-166-1), K. Young (9-29-0), Sperbeck (1-9-0), Williams-Rhodes (3-2-0), Rypien (1-1-0)
 Passing (Comp.-Att.-TD-Int.-Yards): Rypien (22-28-3-0-211)
 Receiving (Receptions-Yards-TDs): McNichols (7-36-1), Sperbeck (6-84-2), Williams-Rhodes (3-18-0), Anderson (2-22-0), Richardson (2-21-0), Lucero (1-18-0), Roh (1-12-0)
 Interceptions: None
 Sacks: Thompson (1.0), Gray (1.0), Moa (1.0)

Wyoming
 Rushing (Rushes-Yards-TDs): Hill (23-76-0), Evans (3-25-0), Smith (5-18-1), Coffman (2-(-9)-0)
 Passing (Comp.-Att.-TD-Int.-Yards): Myers (17-24-3-0-157)
 Receiving (Receptions-Yards-TDs): Maulhardt (6-76-1), Hill (3-26-0), Hollister (2-16-0), Parker (1-5-0)
 Interceptions: None
 Sacks: None



GAME-BY-GAME SUMMARIES

GAME NINE

Boise State at UNLV

Oct. 31, 2015

Sam Boyd Stadium • Las Vegas, Nev.

Att.: 14,315 • TV: ESPNU

LAS VEGAS (AP) Boise State was looking for a something to hang its hat on before entering its bye week. Brett Rypien's play spoke loud and clear, as the true freshman threw for a career-best 469 yards to lead Boise State to a 55-27 win over UNLV on Saturday. It was the Broncos' second-straight double-digit win, after beating Wyoming last week, 34-14. Rypien threw for two touchdowns and caught another, as Boise State (7-2, 4-1 Mountain West) held the Rebels to just 10 points in the second half. The Broncos finished with 705 yards against UNLV (2-6, 1-3), whose defense looked non-existent. In addition to being a career high, Rypien's 469 yards also set a new conference record for a freshman.



SCORE BY QUARTER

Boise State	10	14	3	28	55
UNLV	3	14	3	7	27

SCORING SUMMARY

FIRST QUARTER

9:45	BSU	Rausa 25-yd field goal	12 plays, 72 yards, TOP: 3:37
3:51	BSU	Rypien 4-yd pass from Sperbeck (Rausa kick)	11 plays, 79 yards, TOP: 3:22
0:48	LV	Bornand 20-yd field goal	9 plays, 72 yards, TOP: 3:03

SECOND QUARTER

13:13	BSU	Hardee 44-yd pass from Rypien (Rausa kick)	10 plays, 75 yards, TOP: 2:31
11:51	LV	Wilson 1-yd fumble recovery (Bornand kick)	6 plays, 59 yards, TOP: 2:51
8:52	BSU	K. Young 2-yd run (Rausa kick)	8 plays, 72 yards, TOP: 2:55
6:28	LV	Noone 0-yd fumble recovery (Bornand kick)	6 plays, 75 yards, TOP: 2:24

THIRD QUARTER

9:23	BSU	Rausa 44-yd field goal	7 plays, 33 yards, TOP: 2:04
5:34	LV	Bornand 27-yd field goal	10 plays, 65 yards, TOP: 3:49

FOURTH QUARTER

14:22	BSU	Williams-Rhodes 9-yd run (Rausa kick)	5 plays, 50 yards, TOP: 1:31
11:12	LV	Campbell 11-yd run (Bornand kick)	7 plays, 75 yards, TOP: 3:10
9:48	BSU	Anderson 54-yd pass (Rausa kick)	4 plays, 68 yards, TOP: 1:18
5:53	BSU	McNichols 40-yd run (Rausa kick)	4 plays, 95 yards, TOP: 1:45
2:37	BSU	Stuart 2-yd run (Rausa kick)	6 plays, 66 yards, TOP: 3:05

TEAM STATISTICS

	BOISE STATE	UNLV
First Downs	34	28
Net Yards Rushing	232	100
Net Yards Passing	473	387
Completions-Attempts-Int.	36-53-0	30-51-2
Total Offense (plays-yards)	90-705 (7.8)	76-487 (6.4)
Fumbles: Number-Lost	2-1	1-0
Penalties: Number-Yards	8-51	5-39
Punts-Yards	3-134 (44.7)	6-274 (45.7)
Kickoff returns-Yds-TD	6-107-0 (17.8)	2-41-0 (20.5)
Punt returns-Yards-TD	1-5-0 (5.0)	0-0-0 (0.0)
Interceptions-Yds-TD	2-0-0	0-0-0
Time of Possession	30:49	29:11
Third-Down Conversions	7-of-14	5-of-15
Fourth-Down Conversions	1-of-1	0-of-1
Red-Zone Scores-Chances	5-for-5	4-for-6
Sacks By: Number-Yards	0-0	0-0

INDIVIDUAL STATISTICS

Boise State
 Rushing (Rushes-Yards-TDs): McNichols (22-122-1), K. Young (9-87-1), Sperbeck (1-11-0), Williams-Rhodes (1-9-0), Rypien (1-4-0), Stuart (1-2-1).
 Passing (Comp.-Att.-TD-Int.-Yards): Rypien (35-52-2-0-469).
 Receiving (Receptions-Yards-TDs): Sperbeck (10-163-0), Anderson (7-106-1), Williams-Rhodes (7-48-0), Huff (2-30-0), Roh (2-28-0), Modster (2-22-0), McNichols (2-20-0), Hardee (1-44-1), Lucero (1-4-0), Richardson (1-4-0), Rypien (1-4-1).
 Interceptions: Ford (1.0), Thompson (1.0)
 Sacks: None.

UNLV

Rushing (Rushes-Yards-TDs): Whitely (6-29-0), Campbell (9-29-1), Decker (3-16-1), Thomas (5-14-0), Criswell (1-13-0).
 Passing (Comp.-Att.-TD-Int.-Yards): Decker (29-50-0-2-357), Presley (1-1-0-0-30).
 Receiving (Receptions-Yards-TDs): Boyd (10-116-0), Criswell (6-105-0), Price (6-58-0), Keys (3-72-0), Phillips (2-13-0), Presley (1-13-0), Thomas (1-9-0), Whitely (1-1-0).
 Interceptions: None.
 Sacks: None.



2015 ROSTER

NUMERICAL

NO.	NAME	POS
1	Shane Williams-Rhodes	WR
2	Jonathan Moxey	CB
3	Chancellor James	S
3	Thomas Stuart	QB
4	Brett Rypien	QB
4	Darian Thompson	S
5	Garrett Collingham	QB
5	Donte Deayon	CB
6	Chaz Anderson	WR
7	Joe Martarano	MLB
7	Anthony Upshaw	QB
8	Kamalei Correa	DL
8	Sean Modster	WR
9	Bryan Jefferson	WR
9	Mercy Maston	CB
10	Cory Young	RB
13	Jeremy McNichols	RB
14	Tyler Horton	CB
15	Ryan Finley	QB
15	Evan Tyler	S
16	Taylor Pope	WR
17	Brandon Brown	S
17	Austin Cottrell	WR
18	Jabril Frazier	DE
18	Alex Ogle	QB
19	Sean Wale	P
20	Terrell Johnson	WR
20	Tanner Vallejo	MLB
21	LaDarryl Blair	CB
21	Jack Fields	RB
22	Drew Berger	WLB
23	Damion Wright	S
24	Kameron Miles	S
25	Raymond Ford	CB
26	Devan Demas	RB
26	Garrett Estrada	CB
27	Donzale Roddie	CB
28	A.J. Richardson	WR
29	Dylan Sumner-Gardner	S
30	Isaiah Johnson	CB
30	Ryan Wolpin	RB
31	Skyler Seibold	S
32	Rondell McNair	DE
33	Gabe Perez	STUD
34	Darreon Jackson	S
35	Marquis Hendrix	MLB
36	Tyler Gray	WLB
37	Cameron Hartsfield	CB
38	Leighton Vander Esch	WLB
39	Kelsey Young	RB
40	Armand Nance	DT
41	Will Heffner	WLB
42	Matt Cota	LS
43	Joe Provenzano	MLB
44	Darren Lee	MLB
46	Kevin Keane	LS
47	Matt Pistone	TE
47	Eric Yates	CB
48	Blake Gonzalez	K
48	David Moa	DL
49	Tyler Rausa	K

ALPHABETICAL

NO.	NAME	POS	HT	WT	CL	EX	HOMETOWN (HS/JC)
6	Chaz Anderson	WR	5-10	186	RS-JR	2L	Los Angeles (Loyola HS)
58	Robert Ash	DT	6-3	288	RS-SR	2L	Elk Grove, Calif. (Cosumnes Oaks HS)
73	Travis Averill	OL	6-3	299	RS-JR	2L	Anaheim, Calif. (Servite HS)
70	Steven Baggett	OL	6-3	282	RS-JR	2L	Arlington, Texas (Martin HS)
89	Brock Barr	WR	6-3	202	JR	TR	Redding, Calif. (Enterprise HS / Shasta College)
22	Drew Berger	WLB	6-1	220	FR	HS	Coeur d'Alene, Idaho (Coeur d'Alene HS)
21	LaDarryl Blair	CB	5-11	188	FR	HS	Dallas, Texas (South Oak Cliff HS)
86	Chase Blakley	TE	6-4	235	RS-FR	RS	Coeur d'Alene, Idaho (Coeur d'Alene HS)
99	Dereck Boles	DT	6-2	277	RS-FR	RS	Lakeland, Fla. (Lakeland HS)
17	Brandon Brown	S	5-11	198	RS-SO	SQ	Phoenix (Sandra Day O'Connor HS)
60	Kellen Buhr	OL	6-1	282	RS-JR	1L	Boise, Idaho (Capital HS)
81	Akilian Butler	WR	5-10	175	FR	HS	Dallas, Texas (West Mesquite HS)
5	Garrett Collingham	QB	6-4	202	FR	HS	Meridian, Idaho (Mountain View HS)
8	Kamalei Correa	STUD	6-3	248	JR	2L	Honolulu (Saint Louis School)
42	Matt Cota	LS	6-1	179	RS-SO	SQ	Eagle, Idaho (Eagle HS)
17	Austin Cottrell	WR	6-2	206	SO	TR	Glendale, Ariz. (Mountain Ridge HS / Scottsdale CC)
80	D.J. Dean	WR	6-1	197	RS-SO	SQ	Eagle, Idaho (Eagle HS)
5	Donte Deayon	CB	5-9	155	SR	3L	Rialto, Calif. (Summit HS)
26	Devan Demas	RB	5-8	175	RS-JR	2L	Houston (Cypress Creek HS)
87	Alec Dhaenens	TE	6-3	244	RS-SO	1L	Fruitland, Idaho (Fruitland HS)
76	Jerhen Ertel	OL	6-6	276	RS-SR	SQ	Bagdad, Ariz. (Glendale CC/Bagdad HS)
26	Garrett Estrada	CB	5-8	160	FR	HS	Santa Ana, Calif. (Mater Dei HS)
21	Jack Fields	RB	5-9	194	SR	3L	El Paso, Texas (Americas HS)
15	Ryan Finley	QB	6-4	200	RS-SO	1L	Phoenix (Paradise Valley HS)
25	Raymond Ford	CB	5-10	183	RS-JR	TR	Los Angeles (Junipero Serra HS / Riverside CC)
18	Jabril Frazier	DE	6-4	232	RS-FR	HS	Los Angeles (Verbum Dei HS)
48	Blake Gonzalez	K	5-9	173	RS-FR	RS	San Clemente, Calif. (San Clemente HS)
36	Tyler Gray	WLB	6-4	232	SR	3L	Templeton, Calif. (Templeton HS)
59	Mason Hampton	OL	6-3	290	RS-SO	1L	Meridian, Idaho (Meridian HS)
84	Jake Hardee	TE	6-3	239	RS-SR	3L	Boise, Idaho (Bishop Kelly HS)
37	Cameron Hartsfield	DB	5-10	187	RS-SO	1L	Allen, Texas (Allen HS)
41	Will Heffner	WLB	6-2	209	FR	HS	Boise, Idaho (Bishop Kelly HS)
35	Marquis Hendrix	MLB	6-0	228	FR	HS	Ocala, Fla. (Trinity Catholic HS)
72	Marcus Henry	OL	6-3	293	RS-SR	3L	Bellevue, Wash. (Bellevue HS)
95	Kaleb Hill	DE	6-1	237	RS-FR	RS	Schertz, Texas (Samuel Clemons HS)
69	Tyler Horn	DL	6-5	268	RS-SR	3L	Meridian, Idaho (Mountain View HS)
14	Tyler Horton	CB	5-11	172	FR	HS	Fresno, Calif. (Edison HS)
96	Elliot Hoyte	DT	6-4	271	RS-JR	1L	Tavistock, England (Ivybridge CC)
85	Holden Huff	TE	6-6	226	RS-SR	3L	Rocklin, Calif. (Rocklin HS)
34	Darreon Jackson	DB	5-11	187	FR	HS	Derby, Kan. (Derby HS)
3	Chancellor James	S	6-2	216	RS-JR	1L	Spring Valley, Calif. (Steele Canyon HS)
9	Bryan Jefferson	WR	5-11	188	FR	HS	Leesburg, Fla. (Leesburg HS)
30	Isaiah Johnson	CB	5-8	168	RS-FR	TR	Meridian, Idaho (Rocky Mountain HS / Scottsdale CC)
20	Terrell Johnson	WR	5-9	173	RS-SR	SQ	Montgomery, Ala. (San Clemente HS / Saddleback JC)
46	Kevin Keane	LS	6-0	207	SR	3L	Moorpark, Calif. (Moorpark HS / Ohio Wesleyan)
93	Jake Knight	TE	6-4	230	SO	TR	Meridian, Idaho (Rocky Mountain HS / Auburn)
67	Garrett Larson	OL	6-4	282	FR	HS	Fruitland, Idaho (Fruitland HS)
44	Darren Lee	MLB	6-1	229	JR	2L	Susanville, Calif. (Lassen HS)
74	Archie Lewis	OL	6-3	289	RS-SO	1L	Rancho Cucamonga, Calif. (Rancho Cucamonga HS)
54	Matt Locher	DL	6-2	252	FR	HS	Los Alamitos, Calif. (Los Alamitos HS)
91	David Lucero	TE	6-5	230	RS-FR	RS	Holtville, Calif. (Holtville HS)
7	Joe Martarano	MLB	6-3	228	RS-SO	1L	Fruitland, Idaho (Fruitland HS)
9	Mercy Maston	DB	5-11	208	RS-SR	1L	Bakersfield, Calif. (Bakersfield HS / Bakersfield College)
55	Tutulupeatau Mataele	DT	6-3	296	RS-SR	SQ	West Valley City, Utah (Granger HS / Mt. San Antonio College)
94	Sam McCaskill	DE	6-3	257	RS-JR	2L	Eugene, Ore. (Sheldon HS)
83	David McKinzie	WR	6-0	173	RS-SO	SQ	Frisco, Texas (Princeton HS)
32	Rondell McNair	DE	6-2	236	RS-SR	1L	New Bern, N.C. (New Bern HS / Contra Costa College)
13	Jeremy McNichols	RB	5-9	205	SO	1L	Long Beach, Calif. (Santa Margarita HS)
91	Durrant Miles	DE	6-5	226	FR	HS	South Jordan, Utah (Bingham HS)
24	Kameron Miles	S	6-1	215	RS-SO	TR	Mesquite, Texas (West Mesquite HS / Butler CC)
48	David Moa	DL	6-3	269	RS-FR	RS	San Diego (Kearny HS)



2015 ROSTER/ PRONUNCIATION GUIDE

ALPHABETICAL

NO.	NAME	POS	HT	WT	CL	EX	HOMETOWN (HS/JC)
8	Sean Modster	WR	5-11	187	RS-FR	RS	Mission Viejo, Calif. (Mission Viejo HS)
77	John Molchon	OL	6-5	295	FR	HS	Las Vegas, Nev. (Faith Lutheran HS)
2	Jonathan Moxey	CB	5-10	188	JR	2L	West Palm Beach, Fla. (Dwyer HS)
40	Armand Nance	DT	6-0	306	SR	3L	Houston (DeKanay HS)
63	Hunter Nettles	OL	6-3	318	JR	TR	Boise, Idaho (Capital HS / Snow College)
93	Max O'Rourke	K	6-1	160	FR	HS	Rocklin, Calif. (Rocklin HS)
71	Rees Odhiambo	OL	6-4	309	RS-SR	3L	Mansfield, Texas (Mansfield Legacy HS)
18	Alex Ogle	QB	6-3	206	RS-FR	RS	Palm City, Fla. (Jensen Beach HS)
33	Gabe Perez	STUD	6-4	236	JR	2L	Placentia, Calif. (Valencia HS)
47	Matt Pistone	TE	6-3	242	FR	HS	Yuma, Ariz. (Yuma Catholic HS)
16	Taylor Pope	WR	6-0	183	RS-JR	1L	La Quinta, Calif. (La Quinta HS)
78	Andres Preciado	OL	6-6	277	RS-FR	RS	Imperial Beach, Calif. (Mar Vista HS)
43	Joe Provenzano	MLB	5-11	204	RS-FR	RS	Glendora, Calif. (Damien HS)
79	Eric Quevedo	OL	6-4	297	FR	HS	West Covina, Calif. (West Covina HS)
49	Tyler Rausa	K	5-9	183	RS-JR	SQ	Murrieta, Calif. (Vista Murrieta HS / Riverside CC)
28	A.J. Richardson	WR	6-0	205	RS-FR	RS	Lomita, Calif. (Narbonne HS)
27	Donzale Roddie	CB	5-10	190	FR	HS	Compton, Calif. (Paramount HS)
88	Jake Roh	TE	6-3	229	RS-SO	1L	Scottsdale, Ariz. (Chaparral HS)
4	Brett Rypien	QB	6-2	199	FR	HS	Spokane, Wash. (Shadle Park HS)
31	Skylar Seibold	S	6-1	192	RS-FR	RS	Temecula, Calif. (Chaparral HS)
92	Paul Semons	DT	6-3	266	RS-FR	RS	Eagle, Idaho (Eagle HS)
50	Sawyer Shields	DL	6-1	241	FR	HS	Eagle, Idaho (Eagle HS)
97	Austin Silsby	DE	6-3	248	RS-SO	SQ	Kuna, Idaho (Kuna HS)
82	Thomas Sperbeck	WR	6-0	175	JR	2L	Carmichael, Calif. (Jesuit HS)
3	Thomas Stuart	QB	5-11	196	RS-SO	RS	Baltimore, Md. (Butte JC / Calvert Hall College HS)
57	Tennessee Suèsuè	OL	6-1	301	RS-FR	RS	Salt Lake City, Utah (East HS)
29	Dylan Sumner-Gardner	S	6-1	201	SO	1L	Mesquite, Texas (West Mesquite HS)
90	Justin Taimatuia	DT	6-0	298	RS-SR	1L	American Samoa (Fort Scott CC)
52	Andrew Tercek	OL	6-1	281	RS-SO	SQ	San Antonio (East Central HS)
4	Darian Thompson	S	6-2	212	RS-SR	3L	Lancaster, Calif. (Paraclete HS)
98	Antoine Turner	DT	6-1	275	RS-SR	1L	New Orleans, La. (McDonogh 35 HS / Fullerton College)
15	Evan Tyler	S	6-2	181	FR	HS	Corona, Calif. (Eleanor Roosevelt HS)
7	Anthony Upshaw	QB	5-11	180	RS-FR	RS	Moorpark, Calif. (Moorpark HS)
68	Dan Urquhart	OL	6-7	324	RS-JR	TR	Eden Prairie, Minn. (Eden Prairie HS / Alderson Broadus)
20	Tanner Vallejo	MLB	6-1	230	JR	2L	Penn Valley, Calif. (Nevada Union HS)
38	Leighton Vander Esch	WLB	6-4	234	RS-FR	RS	Riggins, Idaho (Salmon River HS)
19	Sean Wale	P	6-2	185	RS-JR	2L	La Habra, Calif. (La Habra HS)
51	Ben Weaver	WLB	6-0	228	RS-JR	2L	Klein, Texas (Klein HS)
53	Sam Whitney	DL	6-1	234	FR	HS	Folsom, Calif. (Folsom HS)
1	Shane Williams-Rhodes	WR	5-6	173	SR	3L	Spring, Texas (Klein Collins HS)
30	Ryan Wolpin	RB	5-8	191	RS-SO	RS	Trabuco Canyon, Calif. (Santa Margarita HS / N. Colorado)
23	Damion Wright	S	6-0	204	FR	HS	Los Angeles, Calif. (Bishop Mora Salesian HS)
66	Mario Yakoo	OL	6-4	329	RS-JR	2L	San Diego (Steele Canyon HS)
47	Eric Yates	CB	5-9	160	RS-FR	RS	College Station, Texas (A&M Consolidated HS)
10	Cory Young	RB	5-10	200	RS-FR	RS	Norco, Calif. (Norco HS)
39	Kelsey Young	RB	5-10	198	RS-SR	TR	Norco, Calif. (Norco HS / Stanford)

NUMERICAL

NO.	NAME	POS
50	Sawyer Shields	DL
51	Ben Weaver	WLB
52	Andrew Tercek	OL
53	Sam Whitney	DL
54	Matt Locher	DL
55	Tutulupeatau Mataele	DT
57	Tennessee Suèsuè	OL
58	Robert Ash	DT
59	Mason Hampton	OL
60	Kellen Buhr	OL
63	Hunter Nettles	OL
66	Mario Yakoo	OL
67	Garrett Larson	OL
68	Dan Urquhart	OL
69	Tyler Horn	DT
70	Steven Baggett	OL
71	Rees Odhiambo	OL
72	Marcus Henry	OL
73	Travis Averill	OL
74	Archie Lewis	OL
76	Jerhen Ertel	OL
77	John Molchon	OL
78	Andres Preciado	OL
79	Eric Quevedo	OL
80	D.J. Dean	WR
81	Akilian Butler	WR
82	Thomas Sperbeck	WR
83	David McKinzie	WR
84	Jake Hardee	TE
85	Holden Huff	TE
86	Chase Blakley	TE
87	Alec Dhaenens	TE
88	Jake Roh	TE
89	Brock Barr	WR
90	Justin Taimatuia	DT
91	David Lucero	TE
91	Durrant Miles	DE
92	Paul Semons	DT
93	Jake Knight	TE
93	Max O'Rourke	K
94	Sam McCaskill	DE
95	Kaleb Hill	DE
96	Elliot Hoyte	DT
97	Austin Silsby	DE
98	Antoine Turner	DT
99	Dereck Boles	DT

PRONUNCIATION GUIDE

Travis Averill A-vuhr-uhl
 Steven Baggett BAG-eh-t
 Ladarryl Blair luh-DARE-uhl
 Chase Blakley BLAKE-lee
 Kellen Buhr burr
 Akilian Butler uh-KILL-yun
 Kamalei Correa KAH-muh-lay / corr-AY-uh
 Matt Cota COAT-uh
 Donte Deayon DEE-on
 Devan Demas DEE-muss
 Alec Dhaenens DAY-nenz
 Jerhen Ertel JARE-en / uhr-TELL
 Jabril Frazier juh-BRILL
 Marquis Hendrix mar-KEESE

Elliot Hoytehoit
 Darreon Jackson DARE-ee-on
 Terrell Johnson tuhr-ELL
 Matt Locherlock-er
 Tutulupeatau Mataele
 tuh-TOO-loo-PAY-uh-tah-oo / mah-tah-AY-lay
 David Moa MO-uh
 John Molchon MOLE-chon
 Jonathan Moxey MOX-ee
 Rees Odhiambo reese / AH-dee-AHM-bo
 Alex Ogle OH-guhl
 Matt Pistone pis-TONE-ee
 Andres Preciado press-ee-AH-doe

Eric Quevedo kay-VAY-doe
 Tyler Rausa ROSS-uh
 Donzale Roddie don-ZALE
 Jake Rohrow
 Brett Rypien RIP-in
 Skylar Seibold SEE-bold
 Tennessee Suèsuè SUH-ay-SUH-ay
 Justin Taimatuia tie-muh-too-EE-uh
 Andrew Tercek TUHR-sek
 Tanner Vallejo vuh-LAY-ho
 Sean Wale whale
 Ryan Wolpin WOLE-pin
 Mario Yakoo MAR-ee-oh / YAW-koo

The Automated ScoreBook
Boise State Combined Team Statistics (as of Oct 31, 2015)
All games

Date	Opponent	Score	Att.
9-4-2015	WASHINGTON	W 16-13	36836
Sep 12, 201	at BYU	L 24-35	63470
Sep 18, 201	IDAHO STATE	W 52-0	33868
Sep 25, 201	at Virginia	W 56-14	42427
* Oct 03, 201	HAWAII	W 55-0	35907
* Oct 10, 201	at Colorado State	W 41-10	26117
* Oct 16, 201	at Utah State	L 26-52	22509
* Oct 24, 201	WYOMING	W 34-14	31946
* Oct 31, 201	at UNLV	W 55-27	14315

Record:	Overall	Home	Away	Neutral
All games	7-2	4-0	3-2	0-0
Conference	4-1	2-0	2-1	0-0
Non-Conference	3-1	2-0	1-1	0-0

Team Statistics	BSU	OPP
FIRST DOWNS	223	141
Rushing	86	41
Passing	122	79
Penalty	15	21
RUSHING YARDAGE	1635	751
Rushing Attempts	390	284
Average Per Rush	4.2	2.6
Average Per Game	181.7	83.4
TDs Rushing	26	8
PASSING YARDAGE	2715	1860
Comp-Att-Int	216-328-8	167-320-16
Average Per Pass	8.3	5.8
Average Per Catch	12.6	11.1
Average Per Game	301.7	206.7
TDs Passing	16	9
TOTAL OFFENSE	4350	2611
Average Per Play	6.1	4.3
Average Per Game	483.3	290.1
KICK RETURNS: #-Yards	17-336	25-522
PUNT RETURNS: #-Yards	24-158	10-140
INT RETURNS: #-Yards	16-172	8-195
FUMBLES-LOST	15-8	13-4
PENALTIES-Yards	60-492	62-511
PUNTS-AVG	41-40.4	66-41.0
TIME OF POSSESSION/G	31:08	28:52
3RD-DOWN Conversions	56/138	48/144
4TH-DOWN Conversions	10/15	6/15

Interceptions	no.	yds	avg	td	lg
THOMPSON, D.	5	46	9.2	0	20
DEAYON, Donte	4	35	8.8	0	28
MOXEY, Jonathan	2	0	0.0	0	0
HORN, Tyler	1	45	45.0	0	45
TAIMATUIA, J.	1	21	21.0	1	21
FORD, Raymond	1	0	0.0	0	0
LEE, Darren	1	0	0.0	0	0
MASTON, Mercy	1	25	25.0	1	25

Punting	no.	yds	avg	lg	tb	fc	i20	50+	blk
WALE, Sean	39	160	41.2	55	3	15	16	7	2
TEAM	2	49	24.5	41	0	0	0	0	0

Punt Returns	no.	yds	avg	td	lg
DEAYON, Donte	13	50	3.8	0	16
WILLIAMS-RHODE	7	69	9.9	0	38
BUTLER, Akilian	1	1	1.0	0	1
YOUNG, Kelsey	1	40	40.0	0	40
VALLEJO, Tanner	1	2	2.0	0	0
FORD, Raymond	1	-4	-4.0	0	0
Total	24	158	6.6	0	40
Opponents	10	140	14.0	1	76

Kick Returns	no.	yds	avg	td	lg
JOHNSON, T.	8	188	23.5	0	33
McNICHOLS, J.	5	89	17.8	0	29
YOUNG, Kelsey	4	59	14.8	0	21
Total	17	336	19.8	0	33
Opponents	25	522	20.9	0	54

All Purpose	g	rush	rcv	pr	kr	ir	total	avg/g
McNICHOLS, J.	8	773	252	0	89	0	1114	139.2
SPERBECK, T.	9	20	929	0	0	0	949	105.4
WILLIAMS-R	9	68	391	69	0	0	528	58.7
YOUNG, Kels	9	381	29	40	59	0	509	56.6
ANDERSON, J.	9	4	439	0	0	0	443	49.2
Total	9	1635	2715	158	336	172	5016	557.3
Opponents	9	751	1860	140	522	195	3468	385.3

Total Offense	g	plays	rush	pass	total	avg/g
RYPIEN, Brett	7	253	-33	2036	2003	286.1
McNICHOLS, J.	8	155	773	0	773	96.6
FINLEY, Ryan	3	92	42	485	527	175.7
YOUNG, Kelsey	9	82	381	0	381	42.3
DEMASE, Devan	9	29	171	0	171	19.0

Rushing	g	att	gain	loss	net	avg	td	lg	avg/g
McNICHOLS, J.	8	155	841	68	773	5.0	14	56	96.6
YOUNG, Kelsey	9	82	391	10	381	4.6	6	35	42.3
DEMASE, Devan	9	29	184	13	171	5.9	2	47	19.0
YOUNG, Cory	6	17	92	2	90	5.3	0	33	15.0
WILLIAMS-RHODE	9	10	71	3	68	6.8	1	24	7.6
WOLPIN, Ryan	9	8	58	1	57	7.1	0	22	6.3
FINLEY, Ryan	3	22	74	32	42	1.9	0	15	14.0
STUART, Thomas	6	21	79	45	34	1.6	1	24	5.7
FIELDS, Jack	8	8	29	0	29	3.6	0	7	3.6
SPERBECK, T.	9	2	20	0	20	10.0	0	11	2.2
JOHNSON, T.	8	1	13	0	13	13.0	0	13	1.6
BUTLER, Akilian	9	2	13	0	13	6.5	1	10	1.4
ANDERSON, Chaz	9	1	4	0	4	4.0	0	4	0.4
OGLE, Alex	2	1	3	0	3	3.0	0	3	1.5
Total	9	390	1913	278	1635	4.2	26	56	181.7
Opponents	9	284	984	233	751	2.6	8	48	83.4

Passing	g	effic	comp	att	int	pct	yds	td	lg	avg/g
RYPIEN, Brett	7	152.83	155	234	4	66.2	2036	12	85	290.9
FINLEY, Ryan	3	117.20	46	70	4	65.7	485	1	43	161.7
STUART, Thomas	6	138.20	12	18	0	66.7	114	1	37	19.0
SPERBECK, T.	9	189.20	2	4	0	50.0	27	1	23	3.0
WILLIAMS-RHODE	9	875.20	1	1	0	100.	53	1	53	5.9
TEAM	7	0.00	0	1	0	0.0	0	0	0	0.0
Total	9	146.60	216	328	8	65.9	2715	16	85	301.7
Opponents	9	100.29	167	320	16	52.2	1860	9	84	206.7

Receiving	g	no.	yds	avg	td	lg	avg/g
WILLIAMS-RHODE	9	50	391	7.8	0	23	43.4
SPERBECK, T.	9	49	929	19.0	7	85	103.2
ANDERSON, Chaz	9	29	439	15.1	2	54	48.8
McNICHOLS, J.	8	29	252	8.7	3	40	31.5
ROH, Jake	9	20	206	10.3	0	21	22.9
HUFF, Holden	9	13	212	16.3	2	47	23.6
RICHARDSON, AJ	9	5	41	8.2	0	12	4.6
YOUNG, Kelsey	9	5	29	5.8	0	23	3.2
LUCERO, D.	8	4	63	15.8	0	26	7.9
HARDEE, Jake	9	2	51	25.5	1	44	5.7
MODSTER, Sean	5	2	22	11.0	0	12	4.4
BUTLER, Akilian	9	2	21	10.5	0	11	2.3
JOHNSON, T.	8	2	10	5.0	0	6	1.2
DEMASE, Devan	9	2	8	4.0	0	4	0.9
COTTRELL, A.	6	1	37	37.0	0	37	6.2
Total	9	216	2715	12.6	16	85	301.7
Opponents	9	167	1860	11.1	9	84	206.7

Field Goals	fg	pct.	01-19	20-29	30-39	40-49	50-59	lg	blk
RAUSA, Tyler	17-20	85.0	0-0	5-5	6-6	5-5	1-4	51	0

Scoring	td	fg	kick	rush	rcv	pass	dpx	saf	pts
McNICHOLS, J.	17	-	-	-	-	-	-	-	102
RAUSA, Tyler	-	17-20	42-43	-	-	-	-	-	93
SPERBECK, T.	7	-	-	-	-	-	-	-	42
YOUNG, Kelsey	6	-	-	-	-	-	-	-	36
ANDERSON, Chaz	2	-	-	-	-	-	-	-	12
RYPIEN, Brett	2	-	-	-	-	0-1	-	-	12
HUFF, Holden	2	-	-	-	-	-	-	-	12
DEMASE, Devan	2	-	-	-	-	-	-	-	12
WILLIAMS-RHODE	1	-	-	-	-	-	-	-	6
BUTLER, Akilian	1	-	-	-	-	-	-	-	6
STUART, Thomas	1	-	-	-	-	-	-	-	6
TAIMATUIA, J.	1	-	-	-	-	-	-	-	6
MASTON, Mercy	1	-	-	-	-	-	-	-	6
HARDEE, Jake	1	-	-	-	-	-	-	-	6
TEAM	-	-	-	-	-	-	1	-	2
Total	44	17-20	42-43	-	-	0-1	-	1	359
Opponents	21	6-8	21-21	-	-	-	-	-	165

The Automated ScoreBook
Boise State Overall Team Statistics (as of Oct 31, 2015)
All games

Team Statistics	BSU	OPP
SCORING	359	165
Points Per Game	39.9	18.3
Points Off Turnovers	68	56
FIRST DOWNS	223	141
Rushing	86	41
Passing	122	79
Penalty	15	21
RUSHING YARDAGE	1635	751
Yards gained rushing	1913	984
Yards lost rushing	278	233
Rushing Attempts	390	284
Average Per Rush	4.2	2.6
Average Per Game	181.7	83.4
TDs Rushing	26	8
PASSING YARDAGE	2715	1860
Comp-Att-Int	216-328-8	167-320-16
Average Per Pass	8.3	5.8
Average Per Catch	12.6	11.1
Average Per Game	301.7	206.7
TDs Passing	16	9
TOTAL OFFENSE	4350	2611
Total Plays	718	604
Average Per Play	6.1	4.3
Average Per Game	483.3	290.1
KICK RETURNS: #-Yards	17-336	25-522
PUNT RETURNS: #-Yards	24-158	10-140
INT RETURNS: #-Yards	16-172	8-195
KICK RETURN AVERAGE	19.8	20.9
PUNT RETURN AVERAGE	6.6	14.0
INT RETURN AVERAGE	10.8	24.4
FUMBLES-LOST	15-8	13-4
PENALTIES-Yards	60-492	62-511
Average Per Game	54.7	56.8
PUNTS-Yards	41-1655	66-2706
Average Per Punt	40.4	41.0
Net punt average	35.5	37.1
KICKOFFS-Yards	67-4246	36-2249
Average Per Kick	63.4	62.5
Net kick average	40.3	42.0
TIME OF POSSESSION/Game	31:08	28:52
3RD-DOWN Conversions	56/138	48/144
3rd-Down Pct	41%	33%
4TH-DOWN Conversions	10/15	6/15
4th-Down Pct	67%	40%
SACKS BY-Yards	21-134	19-135
MISC YARDS	1	0
TOUCHDOWNS SCORED	44	21
FIELD GOALS-ATTEMPTS	17-20	6-9
ON-SIDE KICKS	0-1	0-0
RED-ZONE SCORES	(40-45) 89%	(15-21) 71%
RED-ZONE TOUCHDOWNS	(29-45) 64%	(11-21) 52%
PAT-ATTEMPTS	(42-43) 98%	(21-21) 100%
ATTENDANCE	138557	168838
Games/Avg Per Game	4/34639	5/33768
Neutral Site Games		0/0

Score by Quarters	1st	2nd	3rd	4th	OT	Total
Boise State	105	105	89	60	0	359
Opponents	34	66	27	38	0	165

The Automated ScoreBook
Boise State Overall Individual Statistics (as of Oct 31, 2015)
All games

Rushing	g	att	gain	loss	net	avg	td	lg	avg/g
McNICHOLS, J.	8	155	841	68	773	5.0	14	56	96.6
YOUNG, Kelsey	9	82	391	10	381	4.6	6	35	42.3
DEMAs, Devan	9	29	184	13	171	5.9	2	47	19.0
YOUNG, Cory	6	17	92	2	90	5.3	0	33	15.0
WILLIAMS-RHODE	9	10	71	3	68	6.8	1	24	7.6
WOLPIN, Ryan	9	8	58	1	57	7.1	0	22	6.3
FINLEY, Ryan	3	22	74	32	42	1.9	0	15	14.0
STUART, Thomas	6	21	79	45	34	1.6	1	24	5.7
FIELDS, Jack	8	8	29	0	29	3.6	0	7	3.6
SPERBECK, T.	9	2	20	0	20	10.0	0	11	2.2
BUTLER, Akilian	9	2	13	0	13	6.5	1	10	1.4
JOHNSON, T.	8	1	13	0	13	13.0	0	13	1.6
ANDERSON, Chaz	9	1	4	0	4	4.0	0	4	0.4
OGLE, Alex	2	1	3	0	3	3.0	0	3	1.5
TEAM	7	12	0	30	-30	-2.5	0	0	-4.3
RYPIEN, Brett	7	19	41	74	-33	-1.7	1	11	-4.7
Total	9	390	1913	278	1635	4.2	26	56	181.7
Opponents	9	284	984	233	751	2.6	8	48	83.4

Passing	g	effic	comp	att	in	pct	yds	td	lg	avg/g
RYPIEN, Brett	7	152.83	155	234	4	66.2	2036	12	85	290.9
FINLEY, Ryan	3	117.20	46	70	4	65.7	485	1	43	161.7
STUART, Thomas	6	138.20	12	18	0	66.7	114	1	37	19.0
SPERBECK, T.	9	189.20	2	4	0	50.0	27	1	23	3.0
WILLIAMS-RHODE	9	875.20	1	1	0	100.	53	1	53	5.9
TEAM	7	0.00	0	1	0	0.0	0	0	0	0.0
Total	9	146.60	216	328	8	65.9	2715	16	85	301.7
Opponents	9	100.29	167	320	16	52.2	1860	9	84	206.7

Receiving	g	no.	yds	avg	td	lg	avg/g
WILLIAMS-RHODE	9	50	391	7.8	0	23	43.4
SPERBECK, T.	9	49	929	19.0	7	85	103.2
ANDERSON, Chaz	9	29	439	15.1	2	54	48.8
McNICHOLS, J.	8	29	252	8.7	3	40	31.5
ROH, Jake	9	20	206	10.3	0	21	22.9
HUFF, Holden	9	13	212	16.3	2	47	23.6
RICHARDSON, AJ	9	5	41	8.2	0	12	4.6
YOUNG, Kelsey	9	5	29	5.8	0	23	3.2
LUCERO, D.	8	4	63	15.8	0	26	7.9
HARDEE, Jake	9	2	51	25.5	1	44	5.7
MODSTER, Sean	5	2	22	11.0	0	12	4.4
BUTLER, Akilian	9	2	21	10.5	0	11	2.3
JOHNSON, T.	8	2	10	5.0	0	6	1.2
DEMAs, Devan	9	2	8	4.0	0	4	0.9
COTTRELL, A.	6	1	37	37.0	0	37	6.2
RYPIEN, Brett	7	1	4	4.0	1	4	0.6
Total	9	216	2715	12.6	16	85	301.7
Opponents	9	167	1860	11.1	9	84	206.7

Punt Returns	no.	yds	avg	td	lg
DEAYON, Donte	13	50	3.8	0	16
WILLIAMS-RHODE	7	69	9.9	0	38
YOUNG, Kelsey	1	40	40.0	0	40
FORD, Raymond	1	-4	-4.0	0	0
VALLEJO, Tanner	1	2	2.0	0	0
BUTLER, Akilian	1	1	1.0	0	1
Total	24	158	6.6	0	40
Opponents	10	140	14.0	1	76

Interceptions	no.	yds	avg	td	lg
THOMPSON, D.	5	46	9.2	0	20
DEAYON, Donte	4	35	8.8	0	28
MOXEY, Jonathan	2	0	0.0	0	0
FORD, Raymond	1	0	0.0	0	0
MASTON, Mercy	1	25	25.0	1	25
HORN, Tyler	1	45	45.0	0	45
TAIMATUIA, J.	1	21	21.0	1	21
LEE, Darren	1	0	0.0	0	0
Total	16	172	10.8	2	45
Opponents	8	195	24.4	2	90

Kick Returns	no.	yds	avg	td	lg
JOHNSON, T.	8	188	23.5	0	33
McNICHOLS, J.	5	89	17.8	0	29
YOUNG, Kelsey	4	59	14.8	0	21
Total	17	336	19.8	0	33
Opponents	25	522	20.9	0	54

Fumble Returns	no.	yds	avg	td	lg
WEAVER, Ben	1	10	10.0	0	10
HORN, Tyler	1	7	7.0	0	7
Total	2	17	8.5	0	10
Opponents	1	1	1.0	1	1

The Automated ScoreBook
Boise State Overall Individual Statistics (as of Oct 31, 2015)
All games

Scoring	td	fg	PAT				dx	saf	pts
			kick	rush	rcv	pass			
McNICHOLS, J.	17	-	-	-	-	-	-	-	102
RAUSA, Tyler	-	17-20	42-43	-	-	-	-	-	93
SPERBECK, T.	7	-	-	-	-	-	-	-	42
YOUNG, Kelsey	6	-	-	-	-	-	-	-	36
ANDERSON, Chaz	2	-	-	-	-	-	-	-	12
RYPIEN, Brett	2	-	-	-	-	0-1	-	-	12
HUFF, Holden	2	-	-	-	-	-	-	-	12
DEMAS, Devan	2	-	-	-	-	-	-	-	12
BUTLER, Akilian	1	-	-	-	-	-	-	-	6
MASTON, Mercy	1	-	-	-	-	-	-	-	6
WILLIAMS-RHODE	1	-	-	-	-	-	-	-	6
HARDEE, Jake	1	-	-	-	-	-	-	-	6
TAIMATUIA, J.	1	-	-	-	-	-	-	-	6
STUART, Thomas	1	-	-	-	-	-	-	-	6
TEAM	-	-	-	-	-	-	-	1	2
Total	44	17-20	42-43	-	-	0-1	-	1	359
Opponents	21	6-9	21-21	-	-	-	-	-	165

Total Offense	g	plays	rush	pass	total	avg/g
RYPIEN, Brett	7	253	-33	2036	2003	286.1
McNICHOLS, J.	8	155	773	0	773	96.6
FINLEY, Ryan	3	92	42	485	527	175.7
YOUNG, Kelsey	9	82	381	0	381	42.3
DEMAS, Devan	9	29	171	0	171	19.0
STUART, Thomas	6	39	34	114	148	24.7
WILLIAMS-RHODE	9	11	68	53	121	13.4
YOUNG, Cory	6	17	90	0	90	15.0
WOLPIN, Ryan	9	8	57	0	57	6.3
SPERBECK, T.	9	6	20	27	47	5.2
FIELDS, Jack	8	8	29	0	29	3.6
BUTLER, Akilian	9	2	13	0	13	1.4
JOHNSON, T.	8	1	13	0	13	1.6
ANDERSON, Chaz	9	1	4	0	4	0.4
OGLE, Alex	2	1	3	0	3	1.5
TEAM	7	13	-30	0	-30	-4.3
Total	9	718	1635	2715	4350	483.3
Opponents	9	604	751	1860	2611	290.1

Field Goals	fg	pct.	01-19	20-29	30-39	40-49	50-99	lg	blk
RAUSA, Tyler	17-20	85.0	0-0	5-5	6-6	5-5	1-4	51	0

FG Sequence	Boise State	Opponents
Washington	(24)	(40),(28),46
BYU	(31)	-
Idaho State	(45)	36
Virginia	(51),54,(30),(39),(45)	48
Hawai'i	(23),(37)	-
Colorado State	(27),55,(35)	(20)
Utah State	(46),(41)	(51)
Wyoming	(39),(28)	-
UNLV	(25),50,(44)	(20),(27)

Punting	no.	yds	avg	lg	tb	fc	i20	50+	blk
WALE, Sean	39	160	41.2	55	3	15	16	7	2
TEAM	2	49	24.5	41	0	0	0	0	0
Total	41	165	40.4	55	3	15	16	7	2
Opponents	66	270	41.0	62	5	19	16	13	1

Kickoffs	no.	yds	avg	tb	ob	retn	net yd	ln
RAUSA, Tyler	67	424	63.4	41	1			
Total	67	424	63.4	41	1	20.9	40.3	24
Opponents	36	224	62.5	16	3	19.8	42.0	22

Numbers in (parentheses) indicate field goal was made.

The Automated ScoreBook
Boise State Overall Individual Statistics (as of Oct 31, 2015)
All games

All Purpose	g	rush	rcv	pr	kr	ir	total	avg/g
McNICHOLS,	8	773	252	0	89	0	1114	139.2
SPERBECK,	9	20	929	0	0	0	949	105.4
WILLIAMS-R	9	68	391	69	0	0	528	58.7
YOUNG, Kels	9	381	29	40	59	0	509	56.6
ANDERSON,	9	4	439	0	0	0	443	49.2
HUFF, Holde	9	0	212	0	0	0	212	23.6
JOHNSON, T	8	13	10	0	188	0	211	26.4
ROH, Jake	9	0	206	0	0	0	206	22.9
DEMAS, Dev	9	171	8	0	0	0	179	19.9
YOUNG, Cor	6	90	0	0	0	0	90	15.0
DEAYON, Do	7	0	0	50	0	35	85	12.1
LUCERO, D.	8	0	63	0	0	0	63	7.9
WOLPIN, Ry	9	57	0	0	0	0	57	6.3
HARDEE, Ja	9	0	51	0	0	0	51	5.7
THOMPSON,	9	0	0	0	0	46	46	5.1
HORN, Tyler	9	0	0	0	0	45	45	5.0
FINLEY, Rya	3	42	0	0	0	0	42	14.0
RICHARDSON	9	0	41	0	0	0	41	4.6
COTTRELL,	6	0	37	0	0	0	37	6.2
BUTLER, Akil	9	13	21	1	0	0	35	3.9
STUART, Th	6	34	0	0	0	0	34	5.7
FIELDS, Jack	8	29	0	0	0	0	29	3.6
MASTON, M	8	0	0	0	0	25	25	3.1
MODSTER,	5	0	22	0	0	0	22	4.4
TAIMATUIA,	9	0	0	0	0	21	21	2.3
OGLE, Alex	2	3	0	0	0	0	3	1.5
VALLEJO, Ta	9	0	0	2	0	0	2	0.2
FORD, Raym	8	0	0	-4	0	0	-4	-0.5
RYPIEN, Bret	7	-33	4	0	0	0	-29	-4.1
TEAM	7	-30	0	0	0	0	-30	-4.3
Total	9	1635	2715	158	336	172	5016	557.3
Opponents	9	751	1860	140	522	195	3468	385.3

The Automated ScoreBook
Boise State Overall Defensive Statistics (as of Oct 31, 2015)
All games

#	Defensive Leaders	gp	Tackles				Sacks no-yds	Pass defense			Fumbles		blkd	
			ua	a	tot	tfl/yds		int-yds	brup	qbh	rcv-yds	ff	kick	saf
4	THOMPSON, D.	9	30	23	53	6.0-21	1.0-6	5-46	4	.	.	1	.	.
51	WEAVER, Ben	9	21	25	46	3.0-5	.	.	.	1	1-10	.	.	.
7	MARTARANO, J.	9	9	28	37	1.5-7
3	JAMES, C.	9	17	17	34	5.0-20	3.0-16	.	4
2	MOXEY, Jonathan	9	25	8	33	1.0-4	1.0-4	2-0	8
36	GRAY, Tyler	9	16	16	32	4.5-22	3.0-18	.	3	.	.	1	.	.
20	VALLEJO, Tanner	9	16	12	28	3.5-13	1.0-11	1	2	.
69	HORN, Tyler	9	9	18	27	3.0-10	1.0-8	1-45	2	.	1-7	.	.	.
5	DEAYON, Donte	7	16	11	27	2.0-4	.	4-35	7	.	.	1	.	.
8	CORREA, Kamalei	9	13	12	25	6.5-37	4.0-29	.	.	1	.	2	.	.
40	NANCE, Armand	9	5	18	23	5.0-26	2.0-19
38	VANDER ESCH, L.	9	14	5	19	1.0-1	.	.	1	.	1-0	.	.	.
9	MASTON, Mercy	8	11	8	19	1.0-1	.	1-25	2	.	.	1	.	.
24	MILES, Kameron	9	13	5	18	0.5-0	.	.	3	.	.	2	.	.
90	TAIMATUIA, J.	9	7	11	18	2.0-10	1.0-8	1-21	2
44	LEE, Darren	9	9	5	14	1.0-2	.	1-0	1
29	SUMNER-GARDNER	4	11	3	14	1.0-1	.	.	1
94	McCASKILL, Sam	9	5	8	13	1.5-3	0.5-2	.	1
96	HOYTE, Elliott	9	8	4	12	1.0-2	.	.	.	1
25	FORD, Raymond	8	9	3	12	1.0-2	.	1-0	2
18	FRAZIER, Jabril	7	8	4	12	2.5-5	1.5-3	.	2
55	Mataele, T.	7	4	6	10	0.5-0
99	BOLES, Dereck	9	5	3	8	3.0-6
14	HORTON, Tyler	9	6	2	8	.	.	.	1
21	FIELDS, Jack	8	3	3	6
58	ASH, Robert	8	4	.	4
91	LUCERO, D.	8	2	2	4	1.0-3
31	SEIBOLD, Skyler	9	1	3	4
37	HARTSFIELD, C.	8	2	1	3	1.0-3	.	.	1
48	MOA, David	3	3	.	3	1.0-9	1.0-9
6	ANDERSON, Chaz	9	2	.	2
1	WILLIAMS-RHODES	9	2	.	2	1-0	1	.	.
71	ODHIAMBO, Rees	8	1	.	1
72	HENRY, Marcus	9	1	.	1
92	SEMONS, Paul	1	1	.	1
23	WRIGHT, Damion	1	.	1	1
TM	TEAM	7	1	.	1	1.0-1	1.0-1	1
30	WOLPIN, Ryan	9	.	1	1
46	KEANE, Kevin	7	1	.	1
84	HARDEE, Jake	9	1	.	1
97	SILSBY, Austin	2	.	1	1
10	YOUNG, Cory	6	.	1	1
26	DEMAS, Devan	9	1	.	1
39	YOUNG, Kelsey	9	1	.	1
1G	BROWN, Brandon	2	1
Total		9	314	268	582	61-218	21-134	16-172	46	3	4-17	10	2	1
Opponents		9	437	244	681	64-243	19-135	8-195	24	11	8-1	10	3	.