



THE UNIVERSITY OF NEW MEXICO LOBO FOOTBALL

ATHLETIC COMMUNICATIONS

Frank Mercogliano, Asst. A.D. for Communications
Email: fmercog@unm.edu
Cell Phone: 505-410-4844
Twitter: @fmmmercogliano
www.GoLobos.com

1939 Sun Bowl * 1944 Sun Bowl * 1946 Sun Bowl * 1947 Harbor Bowl * 1961 Aviation Bowl * 1997 Insight.com Bowl * 2002 Las Vegas Bowl *
2003 Las Vegas Bowl * 2004 Emerald Bowl * 2006 New Mexico Bowl * 2007 New Mexico Bowl * 2015 Gildan New Mexico Bowl * 2016 Gildan New Mexico Bowl

Game 11

Date Saturday, November 9
Time 12:08 pm Mountain Time
Location Albuquerque, N.M.
Venue Dreamstyle Stadium
Capacity 39,224
Television AT&T Sports Network
Series Record Air Force leads 22-14
In Albuquerque New Mexico leads 10-9
In Colorado Springs Air Force leads 11-3
In Denver Series tied 1-1
In Dallas New Mexico leads 1-0
Current Streak Air Force, 1
Last Meeting in Albuquerque UNM 56-38, 9/30/2017
Last Meeting in Colorado Springs AFA 42-24, 11/10/2018



New Mexico Lobos

Record: 2-8 MW: 0-5

Head Coach: Bob Davie
UNM Record: 35-62 (8th Year)
Career Record: 70-87 (13th Year)



Air Force Falcons

Record: 8-2 MW: 5-1

Head Coach: Troy Calhoun
Air Force Record: 92-69 (13th season)
Career Record: 92-69 (13th season)

Broadcast Info

TV: ESPN3
Play-by-Play Trey Bender
Analyst Tyoka Jackson

RADIO: Lobo Radio Network
(770 KKOZ-AM flagship in Albuquerque)
Play-by-Play Robert Portnoy
Analyst DonTrell Moore
Sidelines Ned James

2019 Schedule



Sam Houston St.

Series Record is now 1-1
Site Dreamstyle Stadium (39,224)
TV Mountain West Network
Radio Lobo Radio Network



at Liberty

Series Record is now 0-2
Site Williams Stadium (25,000)
TV ESPN+
Radio Lobo Radio Network



at Wyoming

Series Record is now 34-38
Site War Memorial Stadium (29,121)
TV AT&T Sports Net
Radio Lobo Radio Network




at 19/19 Boise State

Series Record is now 1-10
Site Albertsons Stadium (36,387)
TV ESPN2
Radio Lobo Radio Network



at 7/7 Notre Dame

Series Record is now 0-1
Site Notre Dame Stadium (77,622)
TV NBC
Radio Lobo Radio Network



at San Jose State

Series Record is now 5-13-1
Site CEFCU Stadium (30,456)
TV CBS Sports Network
Radio Lobo Radio Network



Hawai'i (HC)

Series Record 10-14
Site Dreamstyle Stadium (39,224)
TV Spectrum/Facebook
Radio Lobo Radio Network



Air Force

Series Record 14-22
Site Dreamstyle Stadium (39,224)
TV ESPN3
Radio Lobo Radio Network



New Mexico State

Series Record is now 72-33-5
Site Dreamstyle Stadium (39,224)
TV AT&T Sports Net
Radio Lobo Radio Network



Colorado State

Series Record is now 25-42
Site Dreamstyle Stadium (39,224)
TV CBS Sports Network
Radio Lobo Radio Network



at Nevada

Series Record is now 3-4-1
Site Mackay Stadium (29,993)
TV ESPN Family
Radio Lobo Radio Network



Utah State

Series Record 13-12
Site Dreamstyle Stadium (39,224)
TV Stadium/Facebook
Radio Lobo Radio Network

What's Inside

Must Haves for the Media Section

| | |
|---------------------------------|-----|
| Schedule/Staff/At a Glance..... | 1 |
| Media Schedule/Policies | 2 |
| Roster | 3-4 |
| Two-Deep | 5 |
| Where They Come From | 6 |
| Making National Headlines | 7 |

Section That Will Make Any Broadcast Better

| | |
|-----------------------|------|
| Notes | 8-15 |
| Uniform Tracker | 16 |

| | |
|--|-------|
| Game-by-Game and Career Individual Stats | 17-25 |
| 2019 Opponent Schedules | 26 |
| About Head Coach Bob Davie | 27 |

Section That Will Make Any Stats & Numbers Person Happy

| | |
|--|-------|
| Red Zone Report/Starting Lineups | 28 |
| Results and Team Statistics | 29 |
| Offensive Statistics | 30-32 |
| Defensive Statistics | 33 |
| Season and Career Statistics | 34-36 |

The Game-by-Game Section

| | |
|--|-------|
| UNM Game-by-Game Statistics | 37 |
| Opponent Game-by-Game Statistics | 38 |
| Game-by-Game Passing/Rushing/Receiving | 39 |
| Game-by-Game UNM Tackles | 40 |
| The Last Time it Happened | 41 |
| Game Recaps | 42-46 |

**GENERAL INFORMATION**

Name of School University of New Mexico
 City/Zip Albuquerque, N.M. 87106
 Founded 1889 by Territorial Legislature
 Enrollment 22,225
 Nickname Lobos
 School Colors Cherry and Silver
 Stadium Dreamstyle Stadium
 Capacity 39,224
 Conference Mountain West
 Affiliation NCAA I
 President Dr. Garnett Stokes
 Athletic Director Eddie Nuñez
 Athletic Dept. Phone 505-925-5501
 Ticket Office Phone 505-925-LOBO

COACHING STAFF

Head Coach Bob Davie
 Alma Mater, Year Youngstown State, 1977
 Record at School (years) 35-62, 8th season
 Career Record (years) 70-87, 13th season
 Football Office Phone 505-925-5700
 Best Time of Day to Reach Coach Contact SID
 Assistant Coaches
 Joe Dailey Off. Coord./QBs
 Sage Tuitele Run Game Coord./OL
 Apollo Wright Off. Pass Game Coord./RBs
 Scott Baumgartner WRs
 Clay Davie TE
 Jacob Girgle Grad. Asst. (Offense)
 Jordan Peterson Def. Coord./S
 Perry Eliano Special Teams/CBs
 Dan Carrel LBs
 Stan Eggen DL
 Dillon Sanders LBs
 Jake Rothschilder Grad. Asst. (Defense)
 Joe Montag Grad. Asst. (Defense)
 Director of Football Ops. Dusty Bennett
 Dir. of Recruiting Greg Svarczkopf
 Asst. Ops./Recruiting Jacob Grant
 Video Coordinator John Lintner
 Athletic Performance Scott Holsopple
 Asst. Athletic Performance John McWilliams

TEAM INFORMATION

2018 Overall Record 3-9
 2018 Mountain West Record/Finish 1-7/6th Mt.

HISTORY

First Year of Football 1892
 Overall All-Time Record 488-605-31
 Number of Bowls/last 13/2016
 Bowl Record 4-8-1
 NFL Draft Picks 65

COMMUNICATIONS

Press Box Phone 505-925-5805
 SID Mailing Address New Mexico Athletics
 Colleen J. Maloof Administration Building
 1 University of New Mexico
 MSC04 2680
 Albuquerque, NM 87131-0001
 Overnight Address New Mexico Athletics
 Colleen J. Maloof Administration Building
 1414 University Boulevard SE
 Albuquerque, NM 87106

SOCIAL MEDIA

Website www.golobos.com



@UNMLoboFB



/NewMexicoLobos

Typical Game Week Media Policies & Procedures

| MONDAY | TUESDAY | WEDNESDAY | THURSDAY | FRIDAY | SATURDAY | SUNDAY |
|--|---|--|---|---------------------------------------|--|-----------------|
| Practice 10 - 11:30 a.m. | Practice 9:30 - 11:10 a.m. | Practice 9:30 - 11:15 a.m. | Practice 10:00 - 11:15 a.m. | Practice Walk Through | Game Game Day | No Media |
| Media Open first 30 minutes Interviews after practice (Coaches/Players) | Media Open first 30 minutes Interviews after practice (Coaches/Players) Press Conference at 12:30 p.m. | Media Open first 30 minutes Interviews after practice (Coaches/Players) | Media Open first 30 minutes Interviews after practice (Coaches only) | Media No media availability | Media Coach Davie and two players after game | |

Game Week Media Schedule**Media At Practice**

Practice is only open for media for the first 30 minutes, and it is closed to the public. Contact Frank Mercogliano for more information about the class schedules for players needed for interviews (some players are not available due to class after practice, but we will make all efforts to get everyone the interviews they need).

Bob Davie Interview Opportunities

Coach Davie has several media availability times during the week. During game week, he is available after practices on Monday, Wednesday and Thursday. He also meets with the local media on Tuesday at noon as part of UNM's weekly fall sports media luncheon (other fall sport coaches meet with the media at noon prior to Davie speaking).

Schedules for the two short weeks (two Friday games) will be announced at a later date.

New Mexico Media Luncheon

The New Mexico Media Luncheons are Tuesdays from noon to 1:30 p.m. Coach Davie is available at approximately 12:30 pm. Audio and video clips from Davie are available at www.golobos.com. The press conferences are also streamed on GoLobos.com by LoboTV. Please note that the Mountain West no longer will conduct a football coaches teleconference. The luncheon is on the Zia II level of the West press box.

New Mexico Player Interview Opportunities

All player interviews must be arranged through the UNM athletics communications office. The main time for interviews is after practice. Wednesday is the last day for player interviews. For lengthier interviews, please call the communications office to arrange, which we are happy to do, working around class schedules. These will normally take place in the communications suite in the Maloof Center.

Postgame: The UNM locker room is closed. Requested players will be brought to an area to be determined after home games and outside the locker room for road games.

For road games, all interviews will be posted to UNM's Media Dropbox account, along with selected highlights. These are provided for your usage, but please credit LoboTV.

Wireless in the Press Box

The press box at Dreamstyle Stadium is fully equipped for wireless connections. Access is free, but those wanting access need their own internal or external wireless cards. Phone lines are available.

www.collegepressbox.com

CollegePressBox.com gives the media one-stop access to updated contact information, media guides, game books, photos, quotes, links and more for each of the league's schools and the Mountain West office. Log-in information will be provided by the MW office to accredited media, or you can apply for a password by sending an e-mail to password@collegepressbox.com.

Ticket Information

- online at unmtickets.com
- by calling 925-5858 or toll-free at 800-955-HOWL
- Albertson's stores in Albuquerque, Rio Rancho, Los Lunas and Santa Fe
- Lobo Ticket Office inside Dreamstyle Arena at the NW corner of University & Cesar Chavez boulevards from 8:30-5 Monday-Friday
- UNM Bookstore (Bookstore Ticket Office is closed on Mondays) For more information call the New Mexico Athletics Ticket Office at (505) 925-5626 or 1-800-955-HOWL (4695). Call (505) 925-5500 for group tickets and ask to speak to a customer service representative.

On Game Day, the northeast box office at University Stadium opens four hours prior to kickoff, and the Lobo Ticket Office at Dreamstyle Arena opens three hours before game time. The northwest Dreamstyle Stadium box office opens 90 minutes before kickoff.

Lobo Talk & The Lobo Coaches Show

Host Robert Portnoy and coach Bob Davie discuss UNM football at Lobo Talk primarily on Wednesdays. The show airs from 7-8 p.m. on the Lobo Radio Network. Fans can call 866-350-4309 to ask coach Davie a question. The Lobo Coaches Show will be on AT&T Sports.

Game Credentials

Regular UNM media will receive game credentials prior to the start of the season. For media members with season credentials, that pass also serves as a parking pass. This year media will park in the Baseball South lot only.

Visiting team media should request single-game credentials through their team's media relations office. Parking passes for the Baseball South and media lots will be needed.

Media members not associated directly with a team can email requests to fmercog@unm.edu. Please have these Wednesday of game week (Tuesday for Friday night home games).

For media members picking up credentials at will call without parking passes, it is located in the Northeast corner of the stadium by Gate 7 or 8. For media members picking up with parking passes, credentials will be located at the University Drive entrance to the Baseball South lots with the parking attendant. This should allow you to get your credential without having to wait in line or deal with parking on the north side of the stadium.



2019 Numerical Roster

| No. | Name | Pos. | Ht. | Wt. | Cl-Exp. | Hometown (Last School) | Pronunciation |
|-----|-----------------------------|------|------|-----|--------------|--|--|
| 2 | Lawrence "L.O." Johnson | RB | 5-11 | 205 | Fr-RS | Waunakee, Wisc. (Waunakee HS) | |
| 3 | Elijah Lilly | WR | 6-0 | 159 | Sr-3L# | San Bernardino, Calif. (Cajon HS) | |
| 3 | Patrick Peek | S | 5-10 | 199 | Sr-1VL# | Ft. Worth, Texas (Trinity Valley JC/Aledo HS) | |
| 4 | Sheriron Jones | QB | 6-3 | 196 | Sr-1VL | Moreno Valley, Calif. (Mt. San Jacinto JC/Tennessee/Rancho Verde HS) | sher ON |
| 4 | Shaddrick Lowery | S | 5-9 | 191 | So-JC# | Dania Beach, Fla. (College of the Canyons/American Heritage HS) | |
| 5 | Daevon Vigilant | RB | 5-7 | 180 | So-1VL-2RS | Downey, Calif. (Downey HS) | DAY von |
| 5 | James Lewis | LB | 5-11 | 215 | Jr-JC | Tulsa, Okla. (Coffeyville JC/Oklahoma State/Tulsa Memorial HS) | |
| 6 | Bryson Carroll | RB | 5-6 | 185 | So-SQ-RS | San Antonio, Texas (Roosevelt HS) | |
| 6 | De'John Rogers | CB | 5-9 | 170 | Sr-1VL# | Paramus, N.J. (Monroe College/Paramus Catholic HS) | DAY zhahn |
| 7 | Anselem Umeh | WR | 5-11 | 176 | Jr-2L-RS | Bellflower, Calif. (St. John Bosco HS) | AN suh lem OO may |
| 7 | Blair Manly | CB | 6-2 | 205 | Sr-3L-RS | Albuquerque, N.M. (Cibola HS) | |
| 8 | Tevaka Salanoa-Tuioti | QB | 6-1 | 199 | So-1L-2RS | Long Beach, Calif. (La Mirada HS) | teh VAH KAH TOO ee OH tea |
| 8 | Donte Martin | CB | 5-9 | 167 | Fr-RS | Oxnard, Calif. (Rio Mesa HS) | |
| 9 | Jordan Kress | WR | 6-0 | 197 | Jr-JC# | Loveland, Colo. (Butte JC/Mountain View HS) | |
| 9 | Jerrick Reed II | S | 5-10 | 188 | So-JC# | Olive Branch, Miss. (NW Mississippi CC/Olive Branch HS) | |
| 10 | Trae Hall | QB | 6-2 | 181 | Fr-RS | Henderson, Texas (Henderson HS) | |
| 10 | Eric Cuffee, Jr. | CB | 5-11 | 190 | Jr-JC | Waco, Texas (Trinity Valley CC/Texas/Waco HS) | |
| 11 | Cedric Patterson III | WR | 5-11 | 168 | Fr-RS | Crosby, Texas (Crosby HS) | |
| 11 | Kameron Miller | S | 6-2 | 204 | Jr-2L-RS | Las Cruces, N.M. (Las Cruces HS) | |
| 12 | Brandt Hughes | QB | 6-2 | 226 | Jr-JC# | Chico, Calif. (Butte JC/Pleasant Valley HS) | |
| 12 | Antonio Hunt | CB | 5-8 | 164 | So-JC | Lancaster, Calif. (College of the Canyons/Paraclete HS) | |
| 13 | Aaron Molina | WR | 6-3 | 200 | Sr-1L-RS | Albuquerque, N.M. (College of the Canyons/Valley HS) | |
| 13 | Nico Bolden | S | 6-3 | 207 | So-1VL-RS | Woodbury, Minn. (Woodbury HS) | |
| 14 | Tye Moore | WR | 5-7 | 158 | Fr-HS# | Las Vegas, Nev. (Desert Pines HS) | |
| 14 | Michael LoVett III | CB | 6-0 | 185 | Jr-JC | Ft. Wayne, Ind. (Garden City CC/Cabrillo HS) | leh VETT |
| 15 | Letaevon Beaton | S | 5-9 | 200 | Jr-JC | St. Petersburg, Fla. (Hutchinson CC/Boca Ciega HS) | le TAY VEE on |
| 16 | Connor Genal | QB | 6-5 | 220 | Fr-HS# | Santa Fe Springs, Calif. (St. Paul HS) | jen AL |
| 17 | Emmanuel Logan-Greene | WR | 5-8 | 160 | Jr-JC# | Ft. Lauderdale, Fla. (Iowa Central CC/UCF/American Heritage HS) | |
| 17 | Ben Bertram | DL | 6-2 | 226 | Fr-RS | Albuquerque, N.M. (Sandia HS) | |
| 18 | Jonah Leyva | WR | 6-0 | 189 | So-1SQ-RS | Carlsbad, N.M. (Carlsbad HS) | |
| 18 | Dylan Horton | LB | 6-4 | 222 | So-1VL# | Frisco, Texas (Frisco HS) | |
| 19 | Thomas Vieira | WR | 5-10 | 182 | Sr-2L-1SQ-RS | Albuquerque, N.M. (La Cueva HS) | vee YEAH ra |
| 19 | Devin Sanders | LB | 6-2 | 236 | So-JC | San Diego, Calif. (San Diego Mesa CC/Mira Mesa HS) | |
| 20 | Reece Wilkinson | WR | 5-8 | 165 | Fr-RS | Albuquerque, N.M. (La Cueva HS) | |
| 20 | Jacobi Hearn | LB | 5-11 | 237 | Jr-JC# | Jackson, Miss. (Mississippi Gulf Coast CC/Clinton HS) | |
| 21 | Chad Alexander | RB | 5-6 | 164 | Fr-HS# | New Orleans, La. (Landry-Walker HS) | |
| 21 | Brandon Burton | S | 6-1 | 200 | Jr-TR-RS | Los Angeles, Calif. (UCLA/Junipero Serra HS) | |
| 23 | Jay Griffin IV | WR | 5-10 | 159 | Jr-2L-RS | Huntsville, Texas (Huntsville HS) | |
| 23 | Reco Hannah | LB | 6-2 | 211 | Jr-JC | Wedowee, Ala. (Highland CC/Randolph County HS) | |
| 24 | Kentrail Moran | RB | 5-9 | 203 | So-1L-2RS | O'Fallon, Ill. (O'Fallon HS) | ken TRAIL |
| 24 | Corey Hightower | S | 5-11 | 176 | Jr-2L-RS | Huntsville, Texas (Huntsville HS) | |
| 25 | Marquae Kirkendoll | S | 6-0 | 171 | Fr-HS# | Chicago, Ill. (Simeon HS) | mar KWAY |
| 26 | Nic Wilson | CB | 5-10 | 177 | So-RS | San Bernardino, Calif. (El Cajon HS) | |
| 27 | Nick Foster | WR | 6-0 | 180 | So-JC | Orinda, Calif. (Santa Barbara CC/Miramonte HS) | |
| 28 | Ahmari Davis | RB | 5-10 | 182 | Sr-1VL# | Oakland, Calif. (Laney College/James Logan HS) | aah MARR ee |
| 28 | Tony Collier | CB | 5-11 | 170 | Jr-JC | Little Rock, Ark. (College of the Canyons/North Little Rock HS) | |
| 30 | Alexander "Moana" Vainikolo | LB | 5-11 | 246 | Sr-1VL | Kihei, Haw. (Mt. San Antonio JC/Maui HS) | VINE ih KO lo |
| 32 | Micah Gray | RB | 5-11 | 191 | So-1VL-RS | Clovis, N.M. (Clovis HS) | |
| 32 | Johnny Hernandez | S | 5-10 | 187 | Sr-1VL-RS | Temecula, Calif. (Saddleback JC/Great Oak HS) | |
| 33 | Javohn Jones | RB | 5-10 | 185 | Sr-3L-RS | Albuquerque, N.M. (La Cueva HS) | jah VON |
| 33 | Alex Hart | LB | 6-3 | 235 | Sr-3L-RS | Prior Lake, Minn. (Prior Lake HS) | |
| 34 | Bobby Cole | RB | 5-9 | 199 | So-1SQ-RS | Chatsworth, Calif. (Sierra Canyon HS) | |
| 34 | Jared EnRico | LS | 6-1 | 195 | Jr-2L | La Mirada, Calif. (La Mirada HS) | on REE coh |
| 35 | Dequez Irving | TE | 5-10 | 227 | Sr-RS | Wichita, Kan. (Wichita East HS) | deh KWEZ |
| 38 | Matt French | LB | 6-0 | 224 | Jr-2SQ-RS | Crestview, Fla. (Crestview HS) | |
| 39 | Ryan Romero | S | 6-2 | 185 | Fr-HS# | Rancho Santa Margarita, Calif. (Tesoro HS) | |
| 45 | Josh Woisin | LB | 5-10 | 214 | So-1SQ-RS | Albuquerque, N.M. (La Cueva HS) | rhymes with "Poisin" |
| 46 | Brandon Shook | LB | 6-2 | 231 | Jr-1VL-RS | Simi Valley, Calif. (Westlake HS/College of the Canyons) | |
| 47 | Dylan Kelly-Romero | K | 5-10 | 192 | Sr-1SQ-RS | Los Lunas, N.M. (Los Lunas HS) | |
| 48 | Aiden Kneller | LS | 6-1 | 206 | Fr-HS# | Englewood, Colo. (Cherry Creek HS) | kuh NEL er |
| 50 | Teton Saltes | OL | 6-6 | 284 | Jr-2L-RS | Albuquerque, N.M. (Valley HS) | TEE taan SALT ess |
| 51 | Tayo Regenold | OL | 6-3 | 285 | Fr-HS | Santa Fe, N.M. (St. Michael's HS) | pronounced just like the name "Reginald" |
| 52 | Aaron Blackwell | DL | 6-3 | 288 | Sr-2L | Peoria, Ariz. (Mesa CC/Liberty HS) | |
| 53 | Emmanuel Malek | DL | 6-2 | 230 | Fr-HS# | Arlington, Texas (Sam Houston HS) | MAL (like the name Al) ehk |



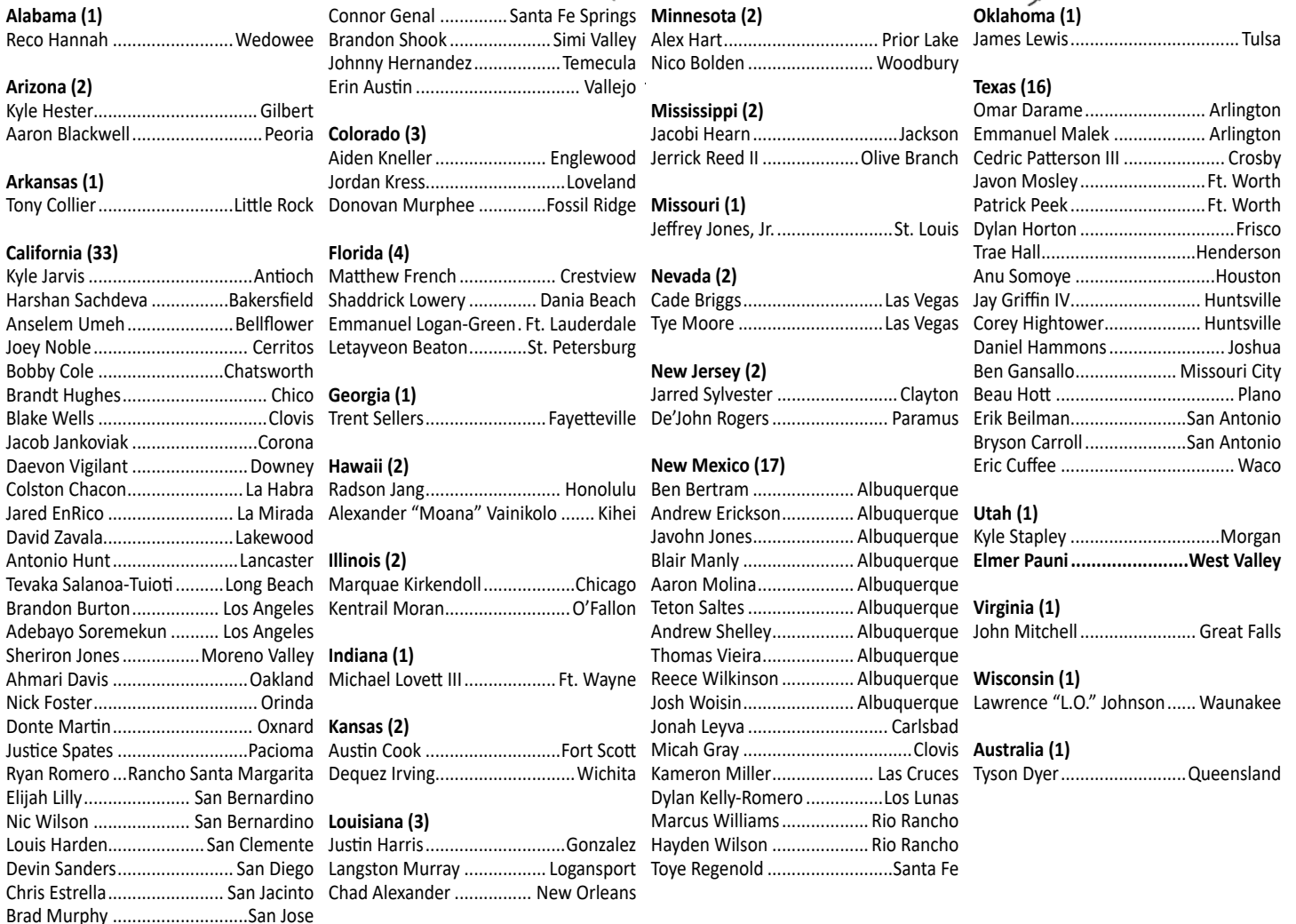
2019 Numerical Roster

| No. | Name | Pos. | Ht. | Wt. | Cl-Exp. | Hometown (Last School) | Pronunciation |
|-----|--------------------|-------|------|-----|-----------|---|------------------------------|
| 54 | Langston Murray | DL | 6-2 | 318 | So-1VL-RS | Logansport, La. (Logansport HS) | |
| 55 | Elmer Pauni | DL | 6-3 | 305 | Jr-JC | West Valley, Utah (Mt. San Antonio JC/Granger HS) | POW knee |
| 55 | Radson Jang | OL | 6-1 | 242 | So-1SQ-RS | Honolulu, Hi. (Army Prep/Kamehameha HS) | |
| 56 | Austin Cook | OL | 6-5 | 295 | Jr-1VL | Fort Scott, Kan. (Butler Community College/Fort Scott HS) | |
| 60 | Colston Chacon | OL | 6-3 | 290 | Fr-RS | La Habra, Calif. (Corona Del Mar HS) | sha CONE |
| 64 | Kyle Stapley | OL | 6-3 | 307 | Jr-1VL | Morgan, Utah (Snow College/Morgan HS) | STAPE lee |
| 65 | Justice Spates | OL | 6-4 | 271 | So-JC# | Pacioma, Calif. (College of the Canyons/Chaminade HS) | |
| 66 | Jacob Jankoviak | OL | 6-2 | 285 | Jr-JC# | Corona, Calif. (Fullerton JC/Centennial HS) | |
| 67 | Hayden Wilson | OL | 6-3 | 281 | So-1SQ-RS | Rio Rancho, N.M. (Cleveland HS) | |
| 70 | Brad Murphy | OL | 6-3 | 290 | So-RS | San Jose, Calif. (CC of San Francisco/Valley Christian HS) | |
| 71 | David Zavala | OL | 6-4 | 297 | Sr-1SQ-JC | Lakewood, Calif. (Cerritos College/Nevada/Lakewood HS) | zah VAH lah |
| 73 | Cade Briggs | OL | 6-3 | 275 | Fr-HS# | Las Vegas, Nev. (Bishop Gorman HS) | |
| 74 | Daniel Hammons | OL | 6-3 | 267 | So-TR | Joshua, Texas (West Texas A&M/Godley HS) | |
| 76 | Jarred Sylvester | OL | 6-5 | 309 | Sr-1VL | Clayton, N.J. (Dodge City CC/Clayton HS) | |
| 78 | Javon Mosley | OL | 6-7 | 335 | Sr-1VL | Fort Worth, Texas (Kilgore JC) | |
| 78 | Louis Harden | DL | 6-1 | 290 | Fr-RS | San Clemente, Calif. (San Clemente HS) | |
| 79 | Chris Estrella | OL | 6-4 | 294 | Sr-2L | San Jacinto, Calif. (Mt. San Jacinto JC/San Jacinto HS) | |
| 80 | Anu Somoye | WR | 6-2 | 195 | Sr-3L-RS | Houston, Texas (Alief Taylor HS) | ah NEW sa MOY yea |
| 82 | Jeffrey Jones, Jr. | TE | 6-5 | 236 | Sr-1VL | St. Louis, Mo. (Bakersfield College/Eastern Illinois/O'Fallon Township) | |
| 83 | Blake Wells | WR | 5-11 | 180 | Jr-JC | Clovis, Calif. (College of the Sequoia/Buchanan HS) | |
| 84 | Erik Beilman | TE | 6-4 | 255 | Sr-3L-RS | San Antonio, Texas (Brandeis HS) | BEEL man |
| 84 | Trent Sellers | DL | 6-3 | 271 | Sr-1SQ-JC | Fayetteville, Ga. (Coffeyville CC/Georgia Tech/Sandy Creek HS) | |
| 85 | Kyle Jarvis | TE | 6-3 | 244 | Jr-JC | Antioch, Calif. (Contra Costa College/Antioch HS) | |
| 86 | Kyle Hester | TE | 6-4 | 230 | Fr-HS# | Gilbert, Ariz. (Highland HS) | |
| 87 | Andrew Erickson | WR | 6-2 | 185 | Fr-RS | Albuquerque, N.M. (Manzano HS) | |
| 88 | Marcus Williams | TE | 6-3 | 205 | Jr-2L# | Rio Rancho, N.M. (Cleveland HS) | |
| 89 | Beau Hott | LS/TE | 6-4 | 225 | Sr-3L-RS | Plano, Texas (Plano HS) | |
| 90 | Erin Austin | DL | 6-2 | 269 | Sr-1VL# | Vallejo, Calif. (Laney College/Heritage HS) | |
| 91 | John Mitchell | P | 6-1 | 194 | So-1SQ-RS | Great Falls, Va. (Our Lady of Good Counsel HS) | |
| 92 | Omar Darame | DL | 6-3 | 238 | Fr-HS# | Arlington, Texas (Sam Houston HS) | dah RAH may |
| 94 | Andrew Shelley | K | 6-1 | 185 | So-1VL-RS | Albuquerque, N.M. (Eldorado HS) | |
| 94 | Harshan Sachdeva | DL | 6-4 | 245 | Fr-HS# | Bakersfield, Calif. (Stockdale HS) | sack DEE vah |
| 95 | Adebayo Soremekun | DL | 6-2 | 298 | Sr-1VL# | Los Angeles, Calif. (Long Beach City College/Dorsey HS) | add ah BUY yo sore IM ih kin |
| 96 | Tyson Dyer | P | 6-2 | 198 | Jr-1VL# | Queensland, Australia (Palomar College/Palm Beach Currumbin State HS) | |
| 97 | Justin Harris | DL | 6-6 | 251 | Jr-JC | Gonzalez, Louisiana (Hutchinson CC/Baylor/East Ascension HS) | |
| 98 | Joey Noble | DL | 6-3 | 253 | Jr-JC# | Cerritos, Calif. (Fullerton JC/Los Alamitos HS) | |
| 99 | Donovan Murphree | K | 6-2 | 175 | Fr-RS | Ft. Collins, Colo. (Fossil Ridge HS) | |
| 99 | Ben Gansallo | DL | 6-2 | 291 | Jr-JC# | Missouri City, Texas (Blinn JC/Dulles HS) | |

#denotes has a redshirt year available

Coaching Staff

Head Coach: Bob Davie (Youngstown State, 1976)**Offensive Coordinator/QBs:** Joe Dailey (North Carolina, 2007)**Defensive Coordinator/Safeties:** Jordan Peterson (Texas A&M, 2009)**Offensive Run Game Coordinator/OL:** Saga Tuitele (Portland State, 2002)**Special Teams Coordinator/CBs:** Perry Eliano (Stephen F. Austin, 2000)**Pass Game Coordinator/RBs:** Apollo Wright (Cheyney [PA], 1998)**Wide Receivers:** Scott Baumgartner (Pacific, 1989)**Linebackers:** Dan Carrel (West Liberty, 2011)**Tight Ends:** Clay Davie (Arizona State, 2007)**Defensive Line:** Stan Eggen (Moorhead State, 1977)**Linebackers:** Dillon Sanders (Northern Colorado, 2010)**Graduate Assistants:** (Offense) Jacob Girdle (Defense) Jake Rothschilder**Assistant Athletic Director for Football:** Brian DeSpain**Director of Recruiting:** Greg Svarczkopf**Assistant Operations & Recruiting:** Jacob Grant**Director of Athletic Performance:** Scott Holsopple**Asst. Director of Athletic Performance:** John McWilliams**Video Coordinator:** John Lintner**Head Equipment Manager:** Chris Schieder**Assistant Athletic Director for Communications (Football):** Frank Mercogliano





2019 Primary Two-Deep & Flash Stats

OFFENSE

| Pos. | # | Player | Ht. | Wt. | Cl.-Ex. | Hometown (Last School) | 2019 Stats |
|------|----|-----------------------|------|-----|--------------|--|---|
| WR-X | 9 | Jordan Kress | 6-0 | 197 | Jr-JC# | Loveland, Colo. (Butte JC/Mountain View HS) | 22 rec., 490 yards, 4 TDs, long of 59 |
| | 11 | Cedric Patterson III | 5-11 | 168 | Fr-RS | Crosby, Texas (Crosby HS) | 5 rec., 139 yards, 2 TD, long of 62 |
| LT | 78 | Javon Mosley | 6-7 | 335 | Sr-1L | Fort Worth, Texas (Kilgore JC) | 10 games played, 10 games started |
| | 76 | Jarred Sylvester | 6-5 | 309 | Sr-1L | Clayton, N.J. (Dodge City CC/Clayton HS) | 10 games played |
| LG | 79 | Chris Estrella | 6-4 | 294 | Sr-2L | San Jacinto, Calif. (Mt. San Jacinto JC/San Jacinto HS) | 10 games played, 8 games started |
| | 66 | Jacob Jankoviak | 6-2 | 285 | Jr-JC# | Corona, Calif. (Fullerton JC/Centennial HS) | 10 games played, 5 games started |
| C | 64 | Kyle Stapley | 6-3 | 307 | Jr-1L | Morgan, Utah (Snow College/Morgan HS) | 10 games played, 10 games started |
| | 66 | Jacob Jankoviak | 6-2 | 285 | Jr-JC# | Corona, Calif. (Fullerton JC/Centennial HS) | 10 games played, 5 games started |
| RG | 71 | David Zavala | 6-4 | 297 | Sr-1SQ-JC | Lakewood, Calif. (Cerritos College/Nevada/Lakewood HS) | 10 games played, 4 games started |
| | 73 | Cade Briggs | 6-3 | 275 | Fr-HS# | Las Vegas, Nev. (Bishop Gorman HS) | 7 games played, 4 game started |
| RT | 50 | Teton Saltes | 6-6 | 284 | Jr-2L-RS | Albuquerque, N.M. (Valley HS) | 10 games played, 10 games started |
| | 76 | Jarred Sylvester | 6-5 | 309 | Sr-1L | Clayton, N.J. (Dodge City CC/Clayton HS) | 10 games played |
| TE | 88 | Marcus Williams | 6-3 | 205 | Jr-2L# | Rio Rancho, N.M. (Cleveland HS) | 24 rec., 408 yards, long of 42, 1 2-pt conv |
| | 84 | Erik Beilman | 6-4 | 255 | Sr-3L-RS | San Antonio, Texas (Brandeis HS) | no catches |
| | 85 | Kyle Jarvis | 6-3 | 244 | Jr-JC | Antioch, Calif. (Contra Costa College/Antioch HS) | no catches |
| WR-H | 17 | Emmanuel Logan-Greene | 5-8 | 160 | Jr-JC# | Ft. Lauderdale, Fla. (Iowa Central/UCF/IMG Academy/Coconut Creek HS) | 3 rush, 9 yards, long of 6 yards, 18 rec., 188 yards, long of 21 |
| | 19 | Thomas Viera | 5-10 | 182 | Sr-2L-1SQ-RS | Albuquerque, N.M. (La Cueva HS) | 1 rush, 4 yards, long of 4, 3 rec., 22 yards, long of 12 |
| WR-Z | 7 | Anselem Umeh | 5-11 | 176 | Jr-2L-RS | Bellflower, Calif. (St. John Bosco HS) | 19 rec., 251 yards, long of 40 |
| | 13 | Aaron Molina | 6-3 | 200 | Sr-1L-RS | Albuquerque, N.M. (College of the Canyons/Valley HS) | 11 rec., 192 yards, 2 TD, long of 41 |
| QB | 8 | Tevaka Salanoa-Tuioti | 6-1 | 199 | So-1L-2RS | Long Beach, Calif. (La Mirada HS) | 99-184-6, 1425 yards, 7 TDs, long of 59, 43 rush, 183 yards, long of 33 |
| | 10 | Trae Hall | 6-2 | 181 | Fr-RS | Henderson, Texas (Henderson HS) | 2 rushes, 15 yards, long of 11 |
| | 16 | Connor Genal | 6-5 | 220 | Fr-HS# | Santa Fe Springs, Calif. (St. Paul HS) | Has not played |
| RB | 6 | Bryson Carroll | 5-7 | 185 | So-SQ-RS | San Antonio, Texas (Roosevelt HS) | 93 rushes, 474 yards, 2 TD, long of 56, 2 rec., 13 yards, long of 8 |
| -or- | 24 | Kentrail Moran | 5-9 | 203 | So-1L-2RS | O'Fallon, Ill. (O'Fallon HS) | 20 rushes, 63 yards, 2 TD, long of 9 |
| -or- | 34 | Bobby Cole | 5-9 | 199 | So-1SQ-RS | Chatsworth, Calif. (Sierra Canyon HS) | 5 rushes, 59 yards, 1 TD, long of 37 |
| -or- | 32 | Micha Gray | 5-11 | 191 | So-1L-RS | Clovis, N.M. (Clovis HS) | 4 rushes, 20 yards, 1 TD, long of 13 |

DEFENSE

| Pos. | # | Player | Ht. | Wt. | Cl.-Ex. | Hometown (Last School) | 2019 Stats |
|------|----|-----------------------------|------|-----|----------|---|---|
| LE | 84 | Trent Sellers | 6-3 | 271 | Sr-1SQ | Fayetteville, Ga. (Coffeyville CC/Georgia Tech/Sandy Creek HS) | 11 tackles, 4.5 TFLs for 20 yards, 1.0 sacks for 11 yards, 1 FR for 5 yards, 2 QBH |
| | 95 | Adebayo Soremekun | 6-2 | 298 | Sr-1L# | Los Angeles, Calif. (Long Beach City College/Dorsey HS) | 10 tackles, 2.0 TFLs for 8 yards, 1.0 sacks for 4 yards, 1 PBU, 2 QBH, 1 block |
| | 97 | Justin Harris | 6-6 | 251 | Jr-JC | Gonzalez, La. (Hutchinson CC/Baylor/East Ascension HS) | 8 tackles, 1.0 TFLs for 1 yard |
| NT | 99 | Ben Gansallo | 6-2 | 291 | Jr-JC# | Missouri City, Texas (Blinn JC/Dulles HS) | 5 tackles, 1 PBU |
| | 54 | Langston Murray | 6-2 | 318 | So-1L-RS | Logansport, La. (Logansport HS) | 4 tackles |
| -or- | 55 | Elmer Pauni | 6-3 | 305 | Jr-JC | West Valley, Utah (Mt. San Jacinto JC/Granger HS) | 5 tackles |
| RE | 90 | Eoin Austin | 6-2 | 269 | Sr-1L# | Vallejo, Calif. (Laney College/Heritage HS) | 33 tackles, 2.5 TFLs for 18 yards, 1.5 sacks for 11 yards, 1 INT for 9 yards, 3 FF, 4 QBH |
| | 98 | Joey Noble | 6-3 | 253 | Jr-JC# | Cerritos, Calif. (Fullerton JC/Los Alamitos HS) | 18 tackles, 1.5 TFLs for 9 yards, 1.0 sacks for 7 yards, 2 QBH |
| RUSH | 20 | Jacobi Hearn | 5-11 | 237 | Jr-JC | Jackson, Miss. (Mississippi Gulf Coast CC/Clinton HS) | 35 tackles, 10.0 TFL for 56 yards, 6.0 sacks for 44 yards, 2 FF, 2 PBU |
| | 19 | Devin Sanders | 6-2 | 236 | So-JC | San Diego, Calif. (San Diego Mesa CC/Mira Mesa HS) | 21 tackles, 1.5 sacks for 6 yards, 2.0 TFLs for 7 yards, 1 FF, 1 FR for 0 yards, 1 Blk |
| MLB | 33 | Alex Hart | 6-3 | 235 | Sr-3L-RS | Prior Lake, Minn. (Prior Lake HS) | 71 tackles, 9.0 TFLs for 45 yards, 4.0 sacks for 32 yards, 3 PBU, 1 INT for 19 yards, 1 QBH |
| | 46 | Brandon Shook | 6-2 | 231 | Jr-1L-RS | Simi Valley, Calif. (Westlake HS/College of the Canyons) | 18 tackles, 1 FF, 2 QBH |
| BUCK | 30 | Alexander "Moana" Vainikolo | 5-11 | 220 | Sr-1L | Kihea, Haw. (Mt. San Antonio JC/Maui HS) | 57 tackles, 10.5 TFLs for 74 yards, 3.0 sacks for 37 yards, 1 PBU, 1 QBH |
| | 23 | Reco Hannah | 6-2 | 211 | Jr-JC | Wedgee, Ala. (Highland CC/Randolph County HS) | 10 tackles, 0.5 TFLs for 1 yard |
| -or- | 5 | James Lewis | 5-11 | 215 | Jr-JC | Tulsa, Okla. (Coffeyville JC/Oklahoma State/Tulsa Memorial HS) | 4 tackles |
| LCB | 6 | De'John Rogers | 5-9 | 170 | Sr-1L | Paramus, N.J. (Monroe College/Paramus Catholic HS) | 45 tackles, 9 PBU, 1 FF, 2 FR for 0 yards |
| | 14 | Michael Lovett III | 6-0 | 185 | Jr-JC | Ft. Wayne, Ind. (Garden City CC/Cabrillo HS) | 13 tackles |
| | 12 | Antonio Hunt | 5-8 | 164 | So-JC | Lancaster, Calif. (College of the Canyons/Valley HS) | 2 tackles |
| SS | 9 | Jerrick Reed II | 5-10 | 188 | So-JC# | Olive Branch, Miss. (MW Mississippi CC/Olive Branch HS) | 46 tackles, 3.0 TFLs for 1 yards, 1 INT for 43 yards, 1 TD, 1 PBU, 1 QBH |
| | 13 | Nico Bolden | 6-3 | 207 | So-1L-RS | Woodbury, Minn. (Woodbury HS) | 13 tackles |
| -or- | 11 | Kameron Miller | 6-2 | 204 | Jr-2L-RS | Las Cruces, N.M. (Las Cruces HS) | 21 tackles, 0-5 TFLs for 0 yards |
| FS | 15 | Letayveon Beaton | 5-9 | 200 | Jr-JC | St. Petersburg, Fla. (Hutchinson CC/Boca Ciega HS) | 45 tackles, 2 PBU |
| | 4 | Shaddrick Lowery, Jr. | 5-9 | 191 | So-JC# | Dania Beach, Fla. (College of the Canyons/American Heritage HS) | 1 tackle |
| STAR | 32 | Johnny Hernandez | 5-10 | 187 | Sr-1L-RS | Temecula, Calif. (Saddleback JC/Great Oak HS) | 43 tackles, 1.0 TFLs for 1 yard, 2 PBU, 1 QBH |
| | 21 | Brandon Burton | 6-1 | 200 | Jr-Tr-RS | Los Angeles, Calif. (UCLA/Junipero Serra HS) | 14 tackles, 0.5 TFLs for 0 yards, 1 FR for 0 yards |
| RCB | 8 | Donte Martin | 5-9 | 167 | Fr-RS | Oxnard, Calif. (Rio Mesa HS) | 36 tackles, 2.0 TFLs, for 2 yards, 7 PBU |
| | 28 | Tony Collier | 5-11 | 170 | Jr-JC | Little Rock, Ark. (College of the Canyons/North Little Rock HS) | 3 tackles, 1 PBU |
| | 7 | Blair Manly | 6-2 | 205 | Sr-3L-RS | Albuquerque, N.M. (Cibola HS) | 1 tackle |

SPECIAL TEAMS

| Pos. | # | Player | Ht. | Wt. | Cl.-Ex. | Hometown (Last School) | 2019 Stats |
|------|----|--------------------|------|-----|-----------|---|--|
| FGs | 94 | Andrew Shelley | 6-1 | 185 | So-1L-RS | Albuquerque, N.M. (Eldorado HS) | 11-15 FG (44G, 41G, 27G, 25G, 48G, 49G, 52 FG, 29 WR, 25G, 39G, 48WR, 53SH, 49G, 48 SH, 40G), 23-26 XP, 56 pts |
| | 47 | Dylan Kelly-Romero | 5-10 | 192 | Sr-1SQ-RS | Los Lunas, N.M. (Los Lunas HS) | No attempts |
| KOs | 99 | Donovan Murphree | 6-2 | 175 | Fr-RS | Ft. Collins, Colo. (Fossil Ridge HS) | 45 kickoffs, 2,761 yards, 24 TBs, 1 OB |
| | 47 | Dylan Kelly-Romero | 5-10 | 192 | Sr-1SQ-RS | Los Lunas, N.M. (Los Lunas HS) | 2 kickoffs, 95 yards, 1 TB |
| P | 96 | Tyson Dyer | 6-2 | 198 | Jr-1L# | Queensland, Australia (Palomar College/Palm Beach Currumbin State HS) | 50 punts, 2297 yards, 45.9 avg., long of 63, 31 I20, 4 TB, 18 50+, 41.8 net |
| | 94 | Andrew Shelley | 6-1 | 185 | So-1L-RS | Albuquerque, N.M. (Eldorado HS) | Has not punted |
| DS | 34 | Jared EnRico | 6-1 | 195 | Jr-1L | La Mirada, Calif. (La Mirada HS) | 7 games started |
| | 48 | Aiden Kneller | 6-1 | 206 | Fr-HS# | Englewood, Colo. (Cherry Creek HS) | 3 games started, 4 games played |
| Hold | 96 | Tyson Dyer | 6-2 | 198 | Jr-1L# | Queensland, Australia (Palomar College/Palm Beach Currumbin State HS) | 10 games started |
| | 12 | Brandt Hughes | 6-2 | 226 | Jr-JC# | Chico, Calif. (Butte JC/Pleasant Valley HS) | Has not held |
| KOR | 6 | Bryson Carroll | 5-6 | 185 | So-1SQ-RS | San Antonio, Texas (Roosevelt HS) | 8 returns, 245 yards, 30.6 avg, long of 58 |
| -or- | 7 | Anselem Umeh | 5-11 | 176 | Jr-2L-RS | Bellflower, Calif. (St. John Bosco HS) | 1 return, 25 yards, long 25 |
| | 8 | Donte Martin | 5-9 | 167 | Fr-RS | Oxnard, Calif. (Rio Mesa HS) | 2 returns, 41 yards, 20.5 avg., long of 26 |
| PR | 6 | De'John Rogers | 5-9 | 70 | Sr-1L# | Paramus, N.J. (Monroe College/Paramus Catholic HS) | 20 returns, 132 yards, 6.6 average, long of 23 |
| | 7 | Anselem Umeh | 5-11 | 176 | Jr-2L-RS | Bellflower, Calif. (St. John Bosco HS) | No returns |

#denotes has redshirt available



MAKING NATIONAL HEADLINES



A study for 2016 showed New Mexico Football had over 10,000 articles in print and on the web in addition to seven games on ESPN, three on ROOT Sports and one on CBS Sports Network



USA
TODAY

Featured Lobo Football in its Bowl Preview Section

Gave Lobo Football an 'A' Rating in its 2016 Report Card

Listed Coach Davie among top 10 for best coaching jobs in 2016



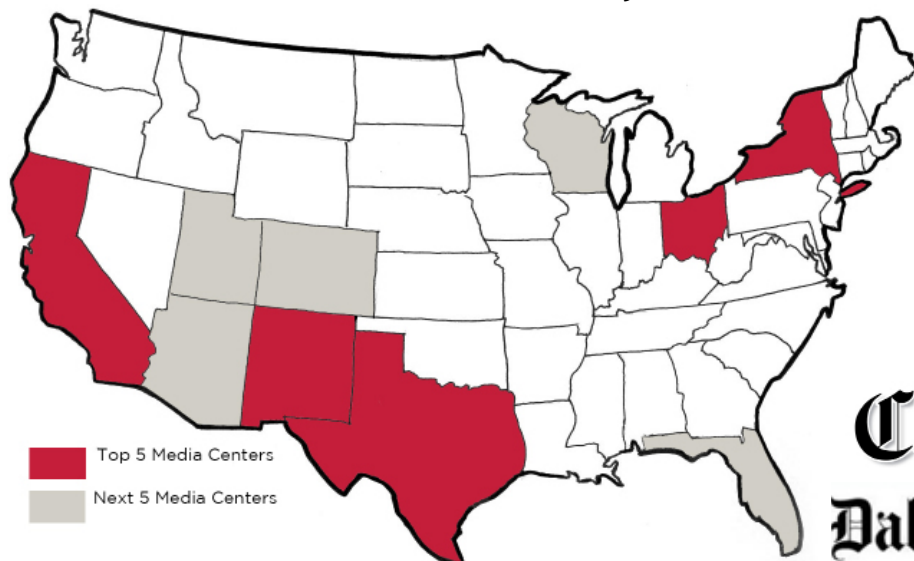
1.39 million viewers for Gildan New Mexico Bowl

Seven games on ESPN, ESPN2 and ESPNU, four in primetime



Numerous articles, including, "New Mexico Football Using Unique Offense in Recent Rise"

The same study showed New Mexico Football's coverage intensity is highest not just in New Mexico, but in media hot spots of California, New York, Texas and Ohio



NY
DAILY NEWS

Chicago Tribune
Dallas Morning News



Lobo Radio Network

Every New Mexico football game is broadcast over the Lobo Radio Network. 770 KQOB-AM in Albuquerque is the flagship. Robert Portnoy is in his seventh season of play-by-play broadcasting with The University of New Mexico. The Lobo Radio Network:

| | | |
|--------------------|-------------------|----------|
| Albuquerque | KQOB-AM | 770 AM |
| Albuquerque | KQOB FM Simulcast | 94.5 FM |
| Aztec | KLJH-FM | 96.1 FM |
| Bloomfield | KLJH-2 | 107.1FM |
| Carlsbad | KATK-AM | 740 AM |
| Farmington | KLJH-FM | 107.1 FM |
| Farmington | KLJH-FM | 96.1 FM |
| Farmington | KLJH-1 | 107.1 FM |
| Gallup | KYVA-AM | 1230 AM |
| Gallup | KYVA-AM | 94.9 FM |
| Grants | KMIN-AM | 980 AM |
| Hobbs | KWMW-FM | 105.1 FM |
| Las Vegas | KBQL-FM | 92.7 FM |
| Mancos, CO | KLJH-FM | 107.9 FM |
| Pagosa Springs, CO | KLJH-FM | 98.3 FM |
| Santa Fe | KVSF-AM | 1400 AM |
| Ruidoso | KWMW-FM | 99.1 FM |
| Ruidoso | KRUI-AM | 1490 AM |
| Socorro | KYRN-FM | 102.1 FM |
| Window Rock, AZ | KLJH-FM | 92.3 FM |

Roster Breakdown

2019 LETTERMEN/SQUAD RETURNING (46)

Offense (28): QB (2) Sheriron Jones*, *Tevaka Salanoa-Tuioti** **RB (7)** Bryson Carroll*, Bobby Cole*, Ahmari Davis*, Micah Gray*, Jahvon Jones***, Kentrail Moran*, Daevon Vigilant*, **WR (7)** Q' Drennan*, Jay Griffin IV*, Elijah Lilly***, Aaron Molina*, Anu Somoye***, Anselem Umeh**, Thomas Vieira***, **TE (3)** Erik Beilman***, Jeffrey Jones, Jr., Marcus Williams**, **OL (9)** Austin Cook*, Chris Estrella**, Radson Jang*, Beau Hott***, Javon Mosley*, Teton Saltes**, Kyle Stapley*, Jarred Sylvester*, David Zavala*

Defense (16): DL (4) Erin Austin*, Aaron Blackwell**, Langston Murray*, Adebayo Soremekun*, **LB (5)** Matthew French*, Alex Hart***, Dylan Horton*, Brandon Shook*, Alexander "Moana" Vainikolo*, **S (4)** Nico Bolden*, Johnny Hernandez*, Kameron Miller**, Patrick Peek*, **CB (3)** Corey Hightower**, Blair Manly***, DeJohn Rogers*

Specialists (2): Tyson Dyer*, Jared EnRico**, Dylan Kelly-Romero*, Andrew Shelley*;

STARTERS RETURNING (15)

Offense (7): QB Lamar Jordan, RB Tyrone Owens, OL Charlie Grammel, OL Aaron Jenkins, TE Marcus Williams TE, WR Q' Drennan, WR Patrick Reed

Defense (6): DL Cody Baker, LB Rhashaun Epting, LB Alex Hart, CB Jalin Burrell, CB D'Angelo Ross, S Bijon Parker

Specialists (2): LS Jared EnRico, LS Lon Hampton

STARTERS LOST (14)

Offense (4): RB Tyrone Owens, WR Delane Hart-Johnson, WR Patrick Reed, OL Aaron Jenkins

Defense (9): DL Cody Baker, MLB Evah Tohi, LB Sitiveni Tamaive-na, RUSH Rhashaun Epting, CB Jalin Burrell, CB D'Angelo Ross, S Stanley Barnwell, Jr., S Marcus Hayes, NICK Bijon Parker

Specialists (1): LS Lon Hampton

REDSHIRTS/SQUAD RETURNING (19)

Offense (9): QB (1) Trae Hall **RB (1)** Lawrence "L.O." Johnson **WR (4)** Andrew Erickson, Jonah Leyva, Cedric Patteron III, Reece Wilkinson **OL (3)** Colston Chacon, Brad Murphy, Hayden Wilson

Defense (8): DL (3) Ben Bertram, Louis Harden, Trent Sellers, **LB (3)** Dequez Irving, Xavier Vigil, Josh Woisin; **CB (2)** Donte Martin, Nic Wilson

Specialists (2): John Mitchell, Donovan Murphree

*denotes played during the season and didn't redshirt
italics denotes played in 2018 but earned medical redshirt

The Opening List

With the injury to Ahmari Davis that was suffered on the third offensive play of the game for New Mexico, coupled with the injury to Bryson Carroll on the next series meant UNM was probably going to have for just the fourth time this season, a different leading rusher. That was the case as Kentrail Moran led the team with 30 yards rushing on 10 carries. He became the fourth player to lead the team. UNM's different leading rushers this season is the subject of this week's opening list:

| | |
|----------------|---------|
| Ahmari Davis | 6 times |
| Bryson Carroll | 2 times |
| Sheriron Jones | 1 time |
| Kentrail Moran | 1 time |

Not Dyer Straits in the Punting Game

Here's how you know you are having a good season kicking the football...when you hit 60% of your punts in a game inside the 20, and it LOWERS your percentage. That's what happened to Tyson Dyer as three of his five punts were downed inside the 20, including a 59-yarder that died at the 3-yard line. Dyer has hit 26 of his last 34 punts inside the 20-yard line, and overall he has hit 31 of his 50 punts this season inside the 20-yard line. That's a 62.0% mark of hitting punts inside the 20, and if you think that both numbers are pretty high, you would be right.

| Punter | School | Punts | Yards | Avg. | Lg | TB | I20 | I20% | Blk | Net | Ret | Ret Yds |
|---------------------|------------|-----------|--------------|-------------|-----------|----------|-----------|--------------|----------|-------------|-----------|------------|
| Tyson Dyer | UNM | 50 | 2,297 | 45.9 | 63 | 4 | 31 | 62.0% | 1 | 41.4 | 15 | 106 |
| Adam Korsak | RUT | 63 | 2,767 | 43.9 | 69 | 1 | 28 | 44.4% | 0 | 42.0 | 17 | 101 |
| Michael Turk | AZST | 49 | 2,270 | 46.3 | 75 | 4 | 28 | 57.1% | 0 | 42.2 | 15 | 123 |
| Blake Hayes | ILL | 64 | 2,877 | 45.0 | 70 | 2 | 27 | 42.2% | 1 | 41.0 | 22 | 171 |
| Joseph Charlton | SCAR | 61 | 2,930 | 48.0 | 66 | 5 | 27 | 44.3% | 0 | 42.9 | 14 | 212 |
| Blake Gillikin | PSU | 49 | 2,078 | 42.4 | 62 | 4 | 26 | 53.1% | 1 | 39.4 | 16 | 27 |
| Sterling Hofrichter | SYR | 61 | 2,692 | 44.1 | 65 | 2 | 25 | 41.0% | 0 | 43.2 | 10 | 17 |
| Dane Roy | HOU | 46 | 2,176 | 47.3 | 69 | 1 | 24 | 52.2% | 0 | 43.9 | 17 | 135 |
| Harrison Smith | VAN | 65 | 2,850 | 43.8 | 66 | 5 | 23 | 35.4% | 0 | 40.0 | 23 | 147 |
| Dom Maggio | WF | 60 | 2,863 | 47.7 | 66 | 11 | 22 | 36.7% | 0 | 39.7 | 15 | 263 |
| Kyle Kramer | MIOH | 58 | 2,548 | 43.9 | 59 | 6 | 22 | 37.9% | 0 | 37.8 | 19 | 237 |
| Brandon Heicklen | SDSU | 55 | 2,513 | 45.7 | 61 | 6 | 22 | 40.0% | 0 | 40.4 | 20 | 170 |
| Jordy Sandy | TCU | 49 | 1,834 | 37.4 | 55 | 4 | 22 | 44.9% | 0 | 35.3 | 5 | 25 |

A Long, Long Time Coming...

In high school, starring at Clovis, Micah Gray was very used to finding the end zone, doing so 29 times in his senior year alone. With New Mexico, Gray's journey has been a long one, but one with continual success, and Saturday night on national television was the latest success for the man who can solve a Rubik's Cube in under a minute.

Gray came to UNM as a walk-on running back and redshirted in 2017, spending the entire season on the scout team. In 2018, Gray played in every game on special teams. In the season opening 62-30 blow out of Incarnate Word, Gray picked up seven carries on the final drive for 23 yards. That was on September 1, and for the next 441 days (or a little more than 38 million seconds), Gray was on special teams, with his lone running back responsibility as a protection guy when UNM took a knee.

Against Boise State in the fourth quarter, he got another chance to tote the rock and he made the most of it. Gray rushed four times for 20 yards, including a career-long 13 yard carry.

His final carry was a four-yard burst into a pile that resulted in his first career Lobo touchdown.

Micah + Andrew = 3

With Clovis, New Mexico native Micah Gray getting UNM's only touchdown and Andrew Shelley hitting all of UNM's kick-scoring points, it marked the third time in 10 games that all of UNM's points were scored by New Mexico natives.

Against both Wyoming and Liberty, UNM got 10 points, four from Shelley (he's an Albuquerque native) and Albuquerque native Aaron Molina caught touchdown passes in both of those games.

This List Keeps Growing. It Shouldn't Keep Growing. It Keeps Growing

There are 22 starting positions on offense or defense that you can have, and after a couple of starting lineup changes for UNM, the Lobos have added to a rather odd stat. Of the 22 starting positions on a football field, through nine games, UNM has used at least three different starters in nine of those 22 positions.

NEW MEXICO VS. BOISE STATE STAT COMPARISON

| UNM | Category | AFA |
|--------------|----------------------------|--------------|
| 22.0 | Points Per Game For | 34.8 |
| 36.4 | Points Per Game Against | 20.9 |
| 204 | First Downs | 220 |
| 404 | Rushing Attempts | 585 |
| 1919 | Rushing Yards | 3135 |
| 4.8 | Average Per Rush | 5.4 |
| 191.9 | Average Per Game | 313.5 |
| 17 | Rushing TDs | 34 |
| 145-292-13 | Passing (Comp-Att-Int) | 49-97-5 |
| 49.7% | Completion Pct | 50.5% |
| 2143 | Passing Yards | 1102 |
| 214.3 | Average Per Game | 110.2 |
| 9 | TD Passes | 9 |
| 4062 | Total Offense | 4237 |
| 5.8 | Avg. Per Play | 6.2 |
| 406.2 | Avg Per Game | 423.7 |
| 16-8 | Fumbles-Lost | 19-10 |
| -1.20 | Turnover margin/game | +0.40 |
| 51-41.8 | Punts-Net Avg | 26-40.4 |
| 51/144 (35%) | Third Down Conversion | 65/123 (53%) |
| 5/15 (33%) | Fourth Down Conversion | 12/16 (75%) |
| 29:03 | Average time of possession | 34:26 |
| 22-164 | Sacks-Yards | 22-132 |



Lobos in the NCAA

| Stat | Rank | Value |
|---------------------------------|-------|--------|
| Total Offense | 54 | 418.9 |
| Rushing Offense | 34 | 200.2 |
| Passing Offense | 81 | 218.7 |
| Team Passing Efficiency | 115 | 111.12 |
| Scoring Offense | 102 | 23.4 |
| Total Defense | 128 | 490.1 |
| Rushing Defense | 55 | 149.7 |
| Passing Yards Allowed | 130 | 340.4 |
| Team Passing Efficiency Defense | 126 | 161.03 |
| Scoring Defense | 120 | 35.8 |
| Turnover Margin | 126 | -1.33 |
| 3rd Down Conversion Pct | 116 | 0.336 |
| 4th Down Conversion Pct | 110 | 0.385 |
| 3rd Down Conversion Pct Defense | T-61 | 0.381 |
| 4th Down Conversion Pct Defense | T-112 | 0.667 |
| Red Zone Offense | 122 | 0.700 |
| Red Zone Defense | T-46 | 0.810 |
| Net Punting | 17 | 41.83 |
| Punt Returns | 70 | 7.28 |
| Kickoff Returns | 12 | 26.20 |
| First Downs Offense | T-53 | 189 |
| First Downs Defense | T-114 | 205 |
| Fewest Penalties Per Game | 104 | 7.33 |
| Fewest Penalty Yards Per Game | 106 | 66.67 |
| Time of Possession | 96 | 28:44 |

Individual Leaders

| Stat | Player | Value |
|-------------------|-----------------|--------|
| All Purpose Yards | Ahmari Davis | 886 |
| Field goals made | Andrew Shelley | 10 |
| Interceptions | Erin Austin | 1 |
| | Jerrick Reed II | 1 |
| Passing Eff. | Tevaka Tuioti | 123.37 |
| Points Scored | Andrew Shelley | 53 |
| Punting Average | Tyson Dyer | 45.9 |
| Punt Ret Yards | De'John Rogers | 131 |
| Receptions | Marcus Williams | 23 |
| Receiving Yards | Jordan Kress | 449 |
| Rushing Net Yards | Ahmari Davis | 823 |
| Sacks | Jacobi Hearn | 6.0 |
| Tackles | Alex Hart | 63 |
| Total Offense | Tevaka Tuioti | 1,414 |

Season Honors

Erin Austin - DL
PFF Mountain West Team of the Week - Week 5

Aaron Blackwell - DT
Phil Steele Preseason Second Team
Athlon Preseason Third Team

Tyson Dyer - P
Phil Steele Preseason Third Team
Athlon Preseason Third Team

Ahmari Davis - RB
PFF Mountain West Team of the Week - Week 4

Jay Griffin IV - WR
Earl Campbell Tyler Rose Award Watch List

Alex Hart - LB
Athlon Preseason Fourth Team

Elijah Lilly - KR
Athlon Preseason Fourth Team

De'John Rogers - CB
PFF Mountain West Team of the Week - Week 5

Teton Saltes - T
Phil Steele Preseason Third Team
Athlon Preseason Third Team
PFF Mountain West Team of the Week - Week 4

Andrew Shelley - K
Phil Steele Preseason Fourth Team
Athlon Preseason Fourth Team

Kyle Stapley - C
Athlon Preseason Fourth Team
Rimington Preseason Watch List

Marcus Williams - TE
Athlon Preseason Third Team
PFF Mountain West Team of the Week - Week 1
PFF Mountain West Team of the Week - Week 4

Trent Sellers - DL
PFF Mountain West Team of the Week - Week 1

Of those nine, six of them are on offense, including four of the six skill positions.

New Mexico has started more players than all but two FBS teams in the nation, so this sort of makes sense, but here are the nine positions where New Mexico has started at least three players:

QB (3) - Brandt Hughes (1), Sheriron Jones (3), Tevaka Tuioti (6)

RB (3) - Ahmari Davis (6), Javohn Jones (1), Bryson Carroll (3)

Slot (3) - Jay Griffin (2), Elijah Lilly (1), Emmanuel Logan-Greene (5)

LG (3) - Chris Estrella (7), David Zavala (2), Cade Briggs (1)

RG (3) - Jacob Jankoviak (5), Cade Briggs (3), David Zavala (2)

WR-X (3) - Anselem Umeh (6), Aaron Molina (3), Anu Somoye (1)

NT (5) - Aaron Blackwell (1), Adebayo Soremekun (1), Ben Gansallo (3), Nahje Flowers (4), Erin Austin (1)

SS (3) - Patrick Peek (3), Jerrick Reed II (6), Nico Bolden (1)

STAR (3) - Johnny Hernandez (6), Jerrick Reed (2), Brandon Burton (1)

Let's Go Back to Tyson...

Additionally, Dyer's 45.9 average would be just off the Lobo record for single-season punting, and he is now is over 100 career punts, which makes him eligible for the Lobo career record. Dyer is averaging 44.9 yards per punt for his career, and he as of right now would just be short the current career-record holder of Corey Bojorquez. Dyer currently is averaging 44.9 for his career and Bojorquez is averaged 45.2. Additionally, Dyer is fourth among all active punters in career punting:

| Rk. | Player, School | Div | Cl. | Pos. | Gms. | Punts | Yards. | Avg. |
|-----|----------------------------------|-----|-----|------|------|-------|--------|------|
| 1 | Ryan Stonehouse , Colorado St. | FBS | Jr. | P | 35 | 154 | 7,252 | 47.1 |
| 2 | Max Duffy , Kentucky | FBS | Jr. | P | 22 | 102 | 4,714 | 46.2 |
| 3 | Joseph Charlton , South Carolina | FBS | Sr. | K | 37 | 164 | 7,472 | 45.6 |
| 4 | Tyson Dyer , New Mexico | FBS | Jr. | P | 21 | 119 | 5,342 | 44.9 |
| 5 | Zach Von Ronseberg , LSU | FBS | Jr. | P | 33 | 117 | 5,169 | 44.2 |

Multiples

For the sixth straight game, the Lobos recorded multiple sacks. Alexander "Moana" Vainikolo and Alex Hart each had a sack, and for UNM that gave the team 22 sacks on the season.

The only game of the nine this year when UNM didn't record a single sack was against Liberty, and UNM has had multiple sacks in eight of the 10.

Now, it felt like three sacks, as Jacobi Hearn hammered BSU quarterback Jaylon Henderson for a strip sack. Hearn hit Henderson two yards behind the line of scrimmage at the 37-yard line, and the ball rolled to the 29, where Devin Sanders fell on it. However, Boise State had seen this called on them, and invoked a rarely heard ruling. The play was ruled a forced fumble only, as the ball went beyond the line of scrimmage, resulting in technically a 6-yard run for Henderson.

The issue for Hearn is nowhere in the stat manual, whether approved rulings or otherwise, goes over that play. There is a clarification that a sack must result in a loss of yardage, but that is thought to be mostly there for the case when a sack results in a small loss of yardage, but not far enough from the original line of scrimmage to be an actual loss of a yard.

UNM needs that sack to get to 30 sacks, as it's currently eight away. UNM has only hit 30 sacks in a season once since 2006, and that was in 2015, when UNM had 30 sacks over a 13-game season.

The ruling cost Hearn his seventh sack and the team lead in tackles for loss as it would have been 11. UNM will seek clarification from the NCAA on the odd statistical occurrence. If it gets changed it helps Boise State out as Curtis Weaver lost a sack earlier in the year on an identical play.

Turnover Table

| 2018 | Takeaways | Pts. | Giveaways | Pts. |
|--------------|-----------|-----------|-----------|------------|
| UIW | 2 | 7 | 2 | 3 |
| at WIS | 2 | 0 | 3 | 21 |
| at NMSU | 5 | 21 | 2 | 7 |
| LIB | 1 | 3 | 4 | 14 |
| at UNLV | 2 | 14 | 1 | 0 |
| at CSU | 0 | 0 | 1 | 7 |
| FS | 0 | 0 | 1 | 7 |
| at USU | 3 | 6 | 5 | 13 |
| SDSU | 3 | 16 | 1 | 7 |
| at AFA | 3 | 7 | 2 | 14 |
| BSU | 0 | 0 | 3 | 21 |
| WYO | 1 | 0 | 1 | 0 |
| Total | 22 | 74 | 26 | 114 |

UNM Turnover Margin: -4

UNM TO Scoring Margin: -40 (UNM 12-of-22, Opp 18-of-26)

| 2019 | Takeaways | Pts. | Giveaways | Pts. |
|--------------|-----------|-----------|-----------|-----------|
| SHSU | 1 | 3 | 0 | 0 |
| at UND | 0 | 0 | 4 | 28 |
| NMSU | 1 | 7 | 1 | 7 |
| at LIB | 1 | 0 | 2 | 0 |
| at SJSU | 1 | 0 | 6 | 16 |
| CSU | 2 | 8 | 3 | 7 |
| at WYO | 0 | 0 | 1 | 7 |
| HAW | 1 | 7 | 2 | 7 |
| at NEV | 0 | 0 | 0 | 0 |
| at BSU | 2 | 0 | 2 | 7 |
| AFA | | | | |
| USU | | | | |
| Total | 9 | 25 | 21 | 79 |

UNM Turnover Margin: -12

UNM TO Scoring Margin: -54 (UNM 4-of-9, Opp 13-of-21)

Ray Guy Stat

2

That's the number of semifinalists for the Ray Guy Award UNM has had in the last three seasons after Tyson Dyer was named to the list on Monday. Corey Bojorquez was a 2017 semifinalist for the award as well.



Associated Press Poll (11/17/2019)

| Pl. | Team (First-place votes) | Record | Pts. | Prev. |
|-----|--------------------------|--------|-------|-------|
| 1 | LSU (54) | 10-0 | 1,542 | 1 |
| 2 | Ohio State (5) | 10-0 | 1,478 | 2 |
| 3 | Clemson (3) | 11-0 | 1,442 | 3 |
| 4 | Georgia | 9-1 | 1,343 | 5 |
| 5 | Alabama | 9-1 | 1,263 | 4 |
| 6 | Oregon | 9-1 | 1,243 | 6 |
| 7 | Utah | 9-1 | 1,155 | 8 |
| 8 | Oklahoma | 9-1 | 1,144 | 10 |
| 9 | Penn State | 9-1 | 1,030 | 9 |
| 10 | Florida | 9-2 | 984 | 11 |
| 11 | Minnesota | 9-1 | 902 | 7 |
| 12 | Michigan | 8-2 | 829 | 14 |
| 13 | Baylor | 9-1 | 787 | 12 |
| 14 | Wisconsin | 8-2 | 746 | 15 |
| 15 | Notre Dame | 8-2 | 676 | 16 |
| 16 | Auburn | 7-3 | 623 | 13 |
| 17 | Cincinnati | 9-1 | 536 | 17 |
| 18 | Memphis | 9-1 | 520 | 18 |
| 19 | Iowa | 7-3 | 493 | 23 |
| 20 | Boise State | 9-1 | 379 | 19 |
| 21 | SMU | 9-1 | 328 | 20 |
| 22 | Oklahoma State | 7-3 | 200 | 25 |
| 23 | Appalachian State | 9-1 | 154 | NR |
| 24 | Texas A&M | 7-3 | 132 | NR |
| 25 | Virginia Tech | 7-3 | 61 | NR |

Others receiving votes: Indiana 47, Iowa State 31, Virginia 23, Navy 13, Air Force 12, Pittsburgh 9, San Diego State 7, USC 6, Washington 6, Texas 4, Illinois 1

Amway/USA Today Coaches Poll (11/17/2019)

| Pl. | Team (First-place votes) | Record | Pts. | Prev. |
|-----|--------------------------|--------|-------|-------|
| 1 | LSU (55) | 10-0 | 1,615 | 1 |
| 2 | Ohio State (6) | 10-0 | 1,550 | 2 |
| 3 | Clemson (4) | 11-0 | 1,513 | 3 |
| 4 | Georgia | 9-1 | 1,383 | 5 |
| 5 | Alabama | 9-1 | 1,366 | 4 |
| 6 | Oregon | 9-1 | 1,301 | 6 |
| 7 | Oklahoma | 9-1 | 1,219 | 8 |
| 8 | Utah | 9-1 | 1,177 | 9 |
| 9 | Penn State | 9-1 | 1,081 | 11 |
| 10 | Florida | 9-2 | 1,031 | 12 |
| 11 | Minnesota | 9-1 | 899 | 7 |
| 12 | Michigan | 8-2 | 851 | 14 |
| 13 | Baylor | 9-1 | 841 | 10 |
| 14 | Wisconsin | 8-2 | 786 | 15 |
| 15 | Notre Dame | 8-2 | 760 | 16 |
| 16 | Auburn | 7-3 | 614 | 13 |
| 17 | Cincinnati | 9-1 | 566 | 17 |
| 18 | Memphis | 9-1 | 539 | 18 |
| 19 | Boise State | 9-1 | 469 | 19 |
| 20 | Iowa | 7-3 | 434 | 22 |
| 21 | SMU | 9-1 | 341 | 20 |
| 22 | Appalachian State | 9-1 | 224 | 24 |
| 23 | Oklahoma State | 7-3 | 212 | NR |
| 24 | Texas A&M | 7-3 | 101 | NR |
| 25 | San Diego State | 8-2 | 47 | NR |

Others receiving votes: Virginia Tech 46, Air Force 43, Indiana 39, Navy 25, Virginia 20, Louisiana Tech 10, Louisiana 8, Pittsburgh 7, USC 3, Wake Forest 2, Temple 1, Kansas State 1.

We Knew All 22...

In a perfect world for a football coach, you have 22 starters, 11 on the offense and 11 on the defense. Through the first seven of the season, New Mexico has certainly not started just 22 players. In fact, it's nearly double.

UNM has started 22 different players on offense and 19 different ones on defense, meaning that Bob Davie has started 41 different players, quite the trick when the team has used 80 players this season, meaning that more than half of the players used by UNM have started on either offense or defense. UNM on offense has started three quarterbacks, three running backs, two tight ends, seven receivers and seven offensive linemen. On defense, UNM has used six defensive linemen, four linebackers and nine defensive backs.

Here is a listing of the teams that have used the most different starters on offense and defense (Yes kickers and punters are people too, but they aren't included on this list).

| | |
|------------------|----|
| BYU | 49 |
| Old Dominion | 47 |
| NC State | 45 |
| UMass | 44 |
| Georgia Tech | 44 |
| Tennessee | 43 |
| Fresno State | 43 |
| Wyoming | 43 |
| Houston | 42 |
| Troy | 41 |
| New Mexico | 41 |
| Coastal Carolina | 41 |
| West Virginia | 41 |
| USC | 41 |
| TCU | 40 |

Nahje Flowers

UNM defensive lineman Nahje Flowers sadly passed away on the morning of Tuesday, November 5. The 21-year old had played in six games at nose tackle, starting four, and he was slated to start against Air Force the week of his passing.

UNM's game with Air Force was postponed until November 23, and the team held a private memorial service officiated by Pastor Drew Hodge on Friday, November 8 in the Lobo team room. There were over 150 in attendance, including invited guests.

Well the Reverse Jinx Lasted One Stupid Play...So It's Time to Attempt the Very Dangerous Reverse, Reverse-Reverse Jinx

Three weeks ago in this space, it was noted that after UNM's two turnovers against Hawai'i (a first quarter interception and a four quarter interception), that UNM had committed at least one turnover in seven straight games, with the only game without a turnover the season opener against Sam Houston State. Since Sam Houston State plays in the FCS, that meant UNM had suffered at least one giveaway in 25 straight FBS contests. The last time that UNM did not turn the ball over against an FBS team was on September 30, 2017 when UNM didn't have a turnover in a 56-38 win over Air Force.

While jinxes aren't real, it's interesting that against Nevada, UNM did not commit a single turnover, ending the FBS giveaway streak at 25 games. Any hopes of two games in a row without a turnover ended nine seconds into the game when Tevaka Tuioti was hit and fumbled the ball away, leading to a touchdown. UNM will go for a new streak against Air Force.

Davis Was a Dream at Dreamstyle

Ahmari Davis will finish his season as one of the nation's best rushers. He is currently 33rd nationally averaging 92.4 yards per game (he was 102.9 yards per game before getting hurt inside the opening minute of the game). But where Davis really shined was at home. The senior back has averaged a ridiculous 146.7 yards per game in his three home games (and Bryson Carroll had 193 in his absence against Colorado State). That 146.7 is third nationally among all FBS players for the best home rushing average in the nation. He only trails Chuba Hubbard of Oklahoma State and Wisconsin's Jonathan Taylor. Here's the top 10:

| Name | Team | Yr | Pos | G | Att | Yards | Avg | TD | Att/G | Yards/G |
|------|-------------------|------------|-----|----|-----|-------|-----|------|-------|---------|
| 1 | Chuba Hubbard | Okla St | SO | RB | 5 | 108 | 856 | 7.93 | 8 | 21.60 |
| 2 | Jonathan Taylor | Wisconsin | JR | RB | 6 | 144 | 940 | 6.53 | 12 | 24.00 |
| 3 | Ahmari Davis | New Mexico | SR | RB | 3 | 60 | 440 | 7.33 | 6 | 20.00 |
| 4 | AJ Dillon | BC | JR | RB | 6 | 164 | 865 | 5.27 | 7 | 27.33 |
| 5 | Jonathan Ward | C Mich | SR | RB | 4 | 72 | 559 | 7.76 | 6 | 18.00 |
| 6 | LeVante Bellamy | W Mich | SR | RB | 6 | 128 | 820 | 6.41 | 14 | 21.33 |
| 7 | Javian Hawkins | Louisville | FR | RB | 5 | 109 | 682 | 6.26 | 4 | 21.80 |
| 8 | Tre Harbison | N Illinois | JR | RB | 3 | 76 | 403 | 5.30 | 4 | 25.33 |
| 9 | Xazavian Valladay | Wyoming | SO | RB | 4 | 87 | 509 | 5.85 | 4 | 21.75 |
| 10 | Travis Etienne | Clemson | JR | RB | 7 | 97 | 888 | 9.15 | 10 | 13.86 |

A Four for Four That's Better than Wendy's

The Wendy's "Four for Four" promotion is pretty good as far as fast-food value goes, but UNM's Jordan Kress has a different kind of four-for-four going. Kress, who has six catches in the first six games, has caught exactly four passes in each of the last four games.

| Pl | Name | School | Cl | Pos | Gm | Rec | Yds | YPC | TD | RPG | YPG |
|----|------------------|------------|----|-----|----|-----|-----|-------|----|-----|-------|
| 1 | Antonio Gibson | Memphis | SR | WR | 10 | 23 | 574 | 24.96 | 7 | 2.3 | 57.4 |
| 2 | Geraud Sanders | Air Force | SR | WR | 10 | 23 | 557 | 24.22 | 5 | 2.3 | 55.7 |
| 3 | CeeDee Lamb | Oklahoma | JR | WR | 9 | 44 | 983 | 22.34 | 13 | 4.9 | 109.2 |
| 4 | Jordan Kress | New Mexico | JR | WR | 10 | 22 | 490 | 22.27 | 4 | 2.2 | 49.0 |
| 5 | Marquez Callaway | Tennessee | SR | WR | 10 | 22 | 487 | 22.14 | 5 | 2.2 | 48.7 |
| 6 | Rashod Bateman | Minnesota | SO | WR | 10 | 44 | 945 | 21.48 | 7 | 4.4 | 94.5 |
| 7 | Jyaire Shorter | N Texas | FR | WR | 10 | 20 | 427 | 21.35 | 8 | 2.0 | 42.7 |
| 8 | Jacob Cowing | UTEP | FR | WR | 10 | 20 | 425 | 21.25 | 2 | 2.0 | 42.5 |
| 9 | Tarique Milton | Iowa State | SO | WR | 10 | 29 | 611 | 21.07 | 3 | 2.9 | 61.1 |
| 10 | Quez Watkins | USM | JR | WR | 8 | 44 | 921 | 20.93 | 5 | 5.5 | 115.1 |



Career Starts

OFFENSE

| QB's | '15 | '16 | '17 | '18 | '19 | Total |
|------------------|-----|-----|-----|-----|-----|-------|
| 4 Sheriron Jones | - | - | - | 7 | 3 | 10 |
| 8 Tevaka Tuoti | - | - | 1 | 3 | 6 | 10 |
| 12 Brandt Hughes | - | - | - | - | 1 | 1 |

| RB's | '15 | '16 | '17 | '18 | '19 | Total |
|------------------|-----|-----|-----|-----|-----|-------|
| 28 Ahmari Davis | - | - | 0 | 6 | 6 | 12 |
| 6 Bryson Carroll | - | - | 0 | 3 | 3 | 6 |
| 33 Javohn Jones | - | 0 | 0 | 0 | 1 | 1 |

| TE's | '15 | '16 | '17 | '18 | '19 | Total |
|-----------------------|-----|-----|-----|-----|-----|-------|
| 88 Marcus Williams | - | 6 | 6 | 10 | 22 | 44 |
| 84 Erik Beilman | - | 0 | 0 | 0 | 2 | 2 |
| 82 Jeffrey Jones, Jr. | - | - | 1 | 0 | 1 | 2 |

| WR's | '15 | '16 | '17 | '18 | '19 | Total |
|-------------------|-----|-----|-----|-----|-----|-------|
| 23 Jay Griffin IV | - | - | 4 | 10 | 2 | 16 |
| 7 Anselem Umeh | - | - | 0 | 9 | 7 | 16 |
| 8 Q' Drennan | - | 0 | 12 | 0 | 0 | 12 |

| OL | '15 | '16 | '17 | '18 | '19 | Total |
|-------------------|-----|-----|-----|-----|-----|-------|
| 50 Teton Saltes | - | - | 2 | 12 | 10 | 24 |
| 79 Chris Estrella | - | - | 3 | 12 | 8 | 23 |
| 64 Kyle Stapley | - | - | - | 12 | 10 | 22 |
| 78 Javon Mosely | - | - | - | 9 | 9 | 18 |

| DL | '15 | '16 | '17 | '18 | '19 | Total |
|--------------------|-----|-----|-----|-----|-----|-------|
| 52 Aaron Blackwell | - | - | 4 | 12 | 1 | 17 |
| 93 Nahje Flowers | - | - | - | 11 | 4 | 15 |
| 90 Erin Austin | - | - | - | 0 | 9 | 9 |

| DE | '15 | '16 | '17 | '18 | '19 | Total |
|----------------------|-----|-----|-----|-----|-----|-------|
| 84 Trent Sellers | - | - | - | 0 | 8 | 8 |
| 99 Ben Gansallo | - | - | - | 4 | 4 | 8 |
| 95 Adebayo Soremekun | - | - | - | 0 | 3 | 3 |

| LB's | '15 | '16 | '17 | '18 | '19 | Total |
|--------------------------------|-----|-----|-----|-----|-----|-------|
| 33 Alex Hart | 0 | 1 | 12 | 3 | 10 | 26 |
| 30 Alexander "Moana" Vainikolo | - | - | - | 0 | 10 | 10 |
| 20 Jacobi Hearn | - | - | - | - | 6 | 6 |

| DB's | '15 | '16 | '17 | '18 | '19 | Total |
|---------------------|-----|-----|-----|-----|-----|-------|
| 6 De'John Rogers | - | - | - | 3 | 10 | 13 |
| 8 Donte Martin | - | - | - | 0 | 10 | 10 |
| 15 Letayveon Beaton | - | - | - | 9 | 9 | 18 |

| DB's | '15 | '16 | '17 | '18 | '19 | Total |
|---------------------|-----|-----|-----|-----|-----|-------|
| 9 Jerrick Reed II | - | - | - | 7 | 7 | 14 |
| 32 Johnny Hernandez | - | - | - | 6 | 6 | 12 |
| 12 Patrick Peek | - | - | - | 1 | 4 | 5 |

| DB's | '15 | '16 | '17 | '18 | '19 | Total |
|-------------------|-----|-----|-----|-----|-----|-------|
| 21 Brandon Burton | - | - | - | 3 | 3 | 6 |
| 11 Kameron Miller | - | - | - | 0 | 1 | 1 |
| 13 Nico Bolden | - | - | - | 0 | 1 | 1 |

Lobos in the NFL

Jason Sanders **Miami Dolphins** **Kicker**
Sanders is in his second season with Miami after getting drafted in the seventh round by Miami. He is 49-for-50 on extra points in his career and 29-for-35 on field goals, with a long of 54. He has hit 82 of 104 kickoffs for touchbacks. He was named to the PFWA 2018 All-Rookie Team.

Corey Bojorquez **Buffalo Bills** **Punter**
Bojorquez is in his second season with Buffalo. He spent the 2018 camp with New England after earning an invite to tryout camp and then getting signed to a free agent contract. He averaged 45.1 yards per punt in his first season, and 22 of 45 punts inside the 20 with a long of 60 yards. For his career he is averaging 44.1 yards per punt with 42 of 92 punts inside the 20.

D'Angelo Ross **New England Patriots** **Defensive Back**
Ross is in his first season after signing a free agent contract with the New England Patriots. He is currently on the injured list.

Kress is one of five receivers nationally averaging more than 22 yards per reception, and he currently is, what else, fourth nationally.

We Need More Takeaways

That would be because UNM is in single digits, having picked up just nine of them, taking away six fumbles and three interceptions. With two games left, the Lobos need to get at least one more to avoid having the fewest takeaways in school history. The lowest single-year total was 10, set in 2013 when UNM had four interceptions and six fumble recoveries.

UNM's three interceptions currently are tied for the fewest in school history. The Lobos picked off three passes in 1995 (on 282 attempts) and in 2011 (on 336 attempts). This year opponents have attempted 367 passes. The six fumble recoveries better the 2005 and 2016 seasons, when UNM had just five apiece.

Flipping the Switch

Through the first three games of the season, UNM struggled with "sudden change", when the team turns the ball over and the defense is called upon to quickly come on the field. The Lobos turned the ball over five times in the first three games, four times at Notre Dame and once against New Mexico State. All five of those turnovers turned into a touchdown, and going back to the San Diego State game last year, it meant that of UNM's previous 12 turnovers, 11 turned into opponent touchdowns.

UNM's defense has turned that around in the last seven weeks, as the offense has turned the ball over 16 times, and the defense has allowed just six scores, and only three touchdowns (two of the giveaways were direct scores that aren't counted here). That's despite a turnover at the Lobo 25-yard line and two turnovers inside the Lobo 5-yard line.

Posting This For ESPN3's Ease of Access

Here are the top rushing games in school history, and since two of them have happened at home this season, we will just leave this here for ease of reference for the TV announcers.

SINGLE GAME YARDS

| | Yds. | Player | Year |
|-----|------|-----------------------------------|------------|
| 1. | 338 | Kasey Carrier vs. Air Force | 10/20/2012 |
| 2. | 291 | Kasey Carrier vs. UTEP | 9/7/2013 |
| 3. | 265 | Quincy Wright vs. Weber State | 8/31/2002 |
| 4. | 242 | DonTrell Moore vs. Colorado St. | 11/7/2003 |
| 5. | 236 | Mike Williams vs. UTEP | 11/5/1977 |
| 6. | 232 | Reginal Johnson vs. Tulsa | 11/2/1996 |
| 7. | 218 | David Bookert vs. Wyoming | 10/26/1968 |
| | 218 | Fred Henry vs. Utah | 11/6/1971 |
| 9. | 217 | Teriyon Gipson vs. Wyoming | 11/26/2016 |
| 10. | 210 | Rodney Ferguson vs. San Diego St. | 11/25/2006 |
| 11. | 208 | Fred Henry vs. Utah | 9/26/1970 |
| 12. | 206 | Mike Williams vs. Utah | 11/6/1976 |
| 13. | 205 | Teriyon Gipson vs. Boise State | 11/8/2014 |
| 14. | 200 | Ahmari Davis vs. Hawai'i | 10/26/2019 |
| 15. | 196 | Jimmy Sayers vs. Wyoming | 10/4/1980 |
| 16. | 193 | Bryson Carroll vs. Colorado State | 10/26/2019 |
| 15. | 192 | Kasey Carrier vs. UNLV | 9/28/2013 |
| 16. | 191 | Willie Tural vs. Utah | 11/9/1985 |
| | 191 | Kasey Carrier vs. Texas State | 10/6/2012 |

Scorigami Update

Scorigami is a concept originally thought up by Jon Bois for the NFL. A scorigami is a score that has never happened before. In terms of Lobo scorigami, UNM has had two of its five games end in scorigami this season.

For the fourth time this season, the Lobos had Lobo Scorigami as no game in the history of the school had ever finished 42-9.

| | | |
|-------------------|-------|--|
| Sam Houston State | 39-31 | Lobo Scorigami |
| at Notre Dame | 14-66 | No Scorigami (happened 1x before, in 1982, a 66-14 in vs. New Mexico State) |
| New Mexico State | 55-52 | Lobo Scorigami |
| at Liberty | 10-17 | No Scorigami (happened 2x before, last in 1991 on the same date, a 17-10 win vs. New Mexico St.) |
| at San Jose State | 21-32 | No Scorigami (happened 1x before, in 1974, 32-21 win at Wyoming) |
| Colorado State | 21-35 | No Scorigami (happened 2x before, last in 1992, a 35-21 loss at Wyoming) |
| at Wyoming | 10-23 | No Scorigami (happened 1x before, last in 2008, a 23-10 loss at Air Force) |
| Hawai'i | 45-31 | Lobo Scorigami |
| at Nevada | 10-21 | No Scorigami (happened 2x before, last in 1981, a 21-10 loss at Houston) |
| at Boise State | 9-42 | Lobo Scorigami |

Special Teams Tackles (2019)

| Player | Total | KO | Punt |
|--------------------|-----------|-----------|-----------|
| Latayveon Beaton | 4 | 0 | 4 |
| Reco Hannah | 4 | 1 | 3 |
| Michael LoVett III | 4 | 3 | 1 |
| Antonio Hunt | 2 | 2 | 0 |
| Patrick Peek | 2 | 2 | 0 |
| Nico Bolden | 2 | 1 | 1 |
| Jared EnRico | 2 | 0 | 2 |
| Anu Somoye | 2 | 2 | 0 |
| Marcus Williams | 2 | 0 | 2 |
| Devin Sanders | 1 | 0 | 1 |
| Jerrick Reed II | 1 | 1 | 0 |
| Kameron Miller | 1 | 0 | 1 |
| Tony Collier | 1 | 0 | 1 |
| Bobby Cole | 1 | 1 | 0 |
| Johnny Hernandez | 1 | 0 | 0 |
| Shaddrick Lowery | 1 | 1 | 0 |
| De'John Rogers | 1 | 1 | 0 |
| Total | 32 | 16 | 16 |

Beauty Tip of the Year

\$5,000

That's the money raised for the Lobo Scholarship Fund when booster Dee Dennis got the winning bid for Kyle Stapley to shave his beard of over three years. The offensive line, and Dennis, did the honors.





Record Watch

SINGLE GAME -TOTAL OFFENSE

| Yds. | Player | Year |
|---------|--|------------------|
| 1. 594 | Jeremy Leach vs. Utah | 11/11/1989 |
| 2. 514 | Ned James vs. Wyoming | 11/1/1986 |
| 3. 501 | Billy Rucker vs. San Diego State | 9/27/1986 |
| 4. 487 | Billy Rucker vs. Wyoming | 11/16/1985 |
| 5. 464 | Stoney Case vs. TCU | 9/10/1994 |
| 6. 440 | Brad Wright vs. Texas Tech | 10/14/1978 |
| 7. 414 | Tevaka Tuoti vs. New Mexico State | 9/21/2019 |
| 8. 413 | Stoney Case vs. Colorado State | 10/1/1994 |
| 9. 410 | Casey Kelly vs. UNLV | 11/1/2003 |
| 10. 404 | Jeremy Leach vs. Hawai'i | 9/14/1991 |

SINGLE GAME YARDAGE

| Yds. | Player | Year |
|---------|--|------------------|
| 1. 622 | Jeremy Leach vs. Utah | 11/11/1989 |
| 2. 490 | Billy Rucker vs. San Diego State | 9/27/1986 |
| 3. 458 | Billy Rucker vs. Wyoming | 11/16/1985 |
| 4. 452 | Brad Wright vs. Texas Tech | 10/14/1978 |
| 5. 427 | Jeremy Leach vs. Hawai'i | 9/14/1991 |
| 6. 408 | Barry Garrison vs. Hawai'i | 10/10/1987 |
| 408 | Casey Kelly vs. UNLV | 11/1/2003 |
| 8. 406 | Ned James vs. Wyoming | 11/1/1986 |
| 9. 403 | Stoney Case vs. TCU | 9/10/1994 |
| 10. 393 | Stoney Case vs. Air Force | 11/2/1991 |
| 11. 390 | Jeremy Leach vs. New Mexico State | 9/10/1988 |
| 12. 385 | Jeremy Leach vs. Akron | 9/24/1988 |
| 13. 376 | Jeremy Leach vs. San Diego State | 11/4/1989 |
| 376 | Terry Stone vs. BYU | 9/23/1967 |
| 15. 375 | Stoney Case vs. BYU | 9/24/1994 |
| 375 | Barry Garrison vs. Utah | 9/5/1987 |
| 17. 370 | Jeremy Leach vs. Tulsa | 9/23/1989 |
| 18. 368 | Barry Garrison vs. BYU | 9/26/1987 |
| 19. 365 | Jeremy Leach vs. Texas Tech | 9/16/1989 |
| 20. 363 | Stoney Case vs. Colorado State | 10/1/1994 |
| 21. 359 | Graham Leigh vs. San Diego State | 10/17/1998 |
| 22. 358 | Billy Rucker vs. New Mexico State | 9/14/1985 |
| 23. 355 | Tevaka Tuoti vs. New Mexico State | 9/21/2019 |
| 24. 354 | Donovan Porter vs. Nevada | 12/22/2007 |
| 25. 351 | Donald Sellers vs. San Diego State | 11/4/1995 |
| 351 | Stoney Case vs. BYU | 10/26/1991 |
| 351 | Steve Myer vs. Arizona | 10/25/1975 |

Lobo Walk Ons

Here are the Lobo Walk-ons by position that are on the active roster:

| | |
|--------|---|
| QB (1) | Connor Genal, Santa Fe Springs, Calif. (St. Paul HS) |
| TE (1) | Kyle Hester, Gilbert, Ariz. (Highland HS) |
| RB (0) | None |
| WR (3) | Nick Foster, Orinda, Calif. (Santa Barbara CC/Miramonte HS) Jonah Levya, Carlsbad, N.M. (Carlsbad HS) Reece Wilkinson, Albuquerque, N.M. (La Cueva HS) |
| OL (3) | Colston Chacon, La Habra, Calif. (Corona Del Mar HS) Daniel Hammons, Joshua, Texas (West Texas A&M/Godley HS) Brad Murphy, Morgan Hill, Calif. (CC of San Francisco/Valley Christian HS) |
| | Tayo Regenold, Santa Fe, N.M. (St. Michael's HS) |
| TE (1) | Dequez Irving, Wichita, Kan. (Wichita East HS) |
| P (1) | John Mitchell III, Great Falls, Va. (OLOGC HS) |
| K (2) | Dylan Kelly-Romero, Los Lunas, N.M. (Los Lunas HS) Donovan Murphree, Ft. Collins, Colo. (Fossil Ridge HS) |
| LS (1) | Aiden Kneller, Englewood, Colo. (Cherry Creek HS) |
| DL (4) | Ben Bertram, Albuquerque, N.M. (Sandia HS) Louis Harden, San Clemente, Calif. (San Clemente HS) Emmanuel Malek, Arlington, Texas (Sam Houston HS) Harshan Sachdeva, Bakersfield, Calif. (Stockdale HS) |
| S (1) | Ryan Romero, Rancho Santa Margarita, Calif. (Tesoro HS) |
| LB (2) | Matt French, Crestview, Fla (Crestview HS) Josh Woisin, Albuquerque, N.M. (La Cueva HS) |

Lobo Captains

UNM's captains for 2019 are Alex Hart, Trent Sellers, Kyle Stapley and Aaron Blackwell. With the selection of Hart, he becomes just the third three-time captain in the history of Lobo Football, having served as a captain in both 2017 and 2018. Ironically, he was a teammate of the other two, as Lamar Jordan (2014-16) and Dakota Cox (2014-16) also were three-time captains.

Not a Good Streak

For the fourth straight season, UNM has suffered a quarterback injury in the months of August or September. Brandt Hughes injured his shoulder in the opening half against Sam Houston State and was replaced by Sheriron Jones. It marked the fourth straight season this has happened in August or September.

Last year Tevaka Tuoti was knocked out of the Wisconsin game, giving way to Sheriron Jones (it happened two weeks later against Liberty as well). In 2017, Lamar Jordan was knocked out of the game in Boise on September 14, giving way to Colt Gerhart. In 2016, Austin Apodaca was injured in the September 17 game at Rutgers, and Lamar Jordan replaced him.

The last time UNM escaped September unscathed was in 2015 when Lamar Jordan started 12 of 13 games, with the one switch a coaches decision.

History

When Tevaka Tuoti started against New Mexico State, it marked three different starting quarterbacks in the first three games of the season. It had never happened in the history of UNM football, as far back as records go for such things (the last 1950s).

Still Clean After All These Plays

The Lobo offensive line was the final team in the FBS to allow a sack, and the team has allowed 14 for the year. UNM currently is tied for 20th in the nation in fewest sacks allowed. The Lobos have been led by Rimington candidate Kyle Stapley, who has allowed just one sack, one hit and three hurries in 349 pass blocking sequences. His pass blocking efficiency rating according to Pro Football Focus is 99.1% and that's the second-best mark in the Mountain West among all linemen with 300 pass blocks and 400 total snaps, and best among all Mountain West centers.

2018 Lobos Set Program Record for Scholar-Athletes

The Lobo football team had an amazing year academically in 2018-19, and that bore out in several ways, but perhaps the most pertinent is with the Mountain West Scholar-Athlete Program.

The Lobos had 14 student-athletes named to the Mountain West 2018-19 Scholar-Athlete list, and the 14 is the most in program history, topping the previous record set a year ago as Davie's Lobos had eight in 2017-18.

In order to qualify for the Mountain West Scholar-Athlete award, a student-athlete must play in at least one game in a season, and have a 3.50 cumulative grade point average. UNM's 14 scholar-athletes was the most not only for UNM, but it's the most scholar-athletes in football by any current team in the Mountain West. The last time a program had 14 or more scholar-athletes was in 2005-06, when the Brigham Young Cougars had 20 student-athletes honored.

Of the 14 Lobos that earned Mountain West Scholar-Athlete, nine return for the 2019 season:

| | | |
|----------------------|------|----------------------------|
| Kyle Stapley | 3.88 | Business Administration |
| Javohn Jones | 3.89 | Business Administration |
| Aaron Blackwell | 3.68 | Business Administration |
| Tyson Dyer | 3.87 | Business Administration |
| Matthew French | 3.76 | Exercise Science |
| David Zavala | 3.89 | Liberal Arts |
| Danny Sutton | 3.63 | Masters of Science |
| Coltin Gerhart | 3.87 | Masters of Science |
| Alex Hart | 3.58 | Master of B.A. |
| Aaron Overacker | 3.98 | Nuclear Engineering |
| Stephen Ruiz | 4.00 | Pre-Mathematics |
| Andrew Erickson | 3.73 | Pre-Mechanical Engineering |
| Gabe Ortega | 3.63 | Psychology |
| Cedric Patterson III | 3.72 | Psychology |

Ye Old Stadium Tour Continueth...

Dreamstyle Stadium, the home of the Lobos was opened in 1960, and of the 130 FBS stadiums, it's pretty much right in the middle in terms of age. There are 65 stadiums newer, 62 older, and two others that also opened in 1960. UNM traveled to Notre Dame Stadium, and it's 30 years older than Dreamstyle Stadium, and the game continued a trend of UNM playing in historic stadiums that were built before FDR became President in 1933.

Looking ahead to what UNM has scheduled out, and back to the first season of the Bob Davie era, UNM will have 10 such contests, including three in the oldest stadium in America still in use by an FBS team (Kyle Field, home of Texas A&M).

Davie Coaching Tree

Former assistants that became collegiate head coaches

- *Charlie Strong (Louisville 2010-13; Texas 2014-16; USF 2017-present)
- *Dan Mullen (Mississippi State 2009-17; Florida 2018-present)
- *Steve Addazio (Temple, 2011-12; Boston College 2013-present)
- *Urban Meyer (Bowling Green 2001-02; Utah 2003-04; Florida 2005-10; Ohio State 2012-18)
- *Mike Sanford (UNLV 2005-09; Indiana State 2013-16)
- *Joker Phillips (Kentucky 2010-12)

Former assistants that became NFL coordinators

- *Bill Sheridan (Tampa Bay, DC, 2012-13)
- *Dean Pees (New England, DC, 2006-09; Baltimore, DC, 2012-17; Tennessee, DC, 2018-present)
- *Don Martindale (Denver, DC, 2010; Baltimore, DC, 2018-present)
- *Jerry Rosburg (Cleveland, STC, 2001-06; Atlanta, STC, 2007; Baltimore, STC, 2008-18)
- *Greg Matison (Baltimore, 2009-10)
- *John DeFillipo (Cleveland, OC, 2015, Minnesota, OC, 2018, Jacksonville, OC, 2019)

Former players that became coaches

- *Dennis Allen (Oakland, head coach 2012-14; Denver, DC, 2011; New Orleans, DC, 2015-present)
- *Aaron Glenn (New Orleans, DBs, 2016-present)
- *Anthony Weaver (DL, Houston, 2016-present)

National Honor Stat

9

The number of semifinalists for the Wuerffel Trophy, of which UNM's Teton Saltes is hoping to be named this week. The award honors the player "who best combines exemplary community service with athletic and academic achievement."



100-yard Rushing Games Under Bob Davie (by Date)

| Pl. | Total | Player | Opponent | Date |
|-----|-------|-------------------|------------------------|------------|
| 1. | 103 | Demarcus Rogers | Southern | 9/1/2012 |
| 2. | 129 | Kasey Carrier | at New Mexico State | 9/22/2012 |
| 3. | 191 | Kasey Carrier | Texas State | 10/6/2012 |
| 4. | 161 | Kasey Carrier | at Hawai'i | 10/13/2012 |
| 5. | 104 | Cole Gautsche | at Hawai'i | 10/13/2012 |
| 6. | 338 | Kasey Carrier | at Air Force | 10/20/2012 |
| 7. | 136 | Kasey Carrier | Fresno State | 10/27/2012 |
| 8. | 149 | Cole Gautsche | at Wyoming | 11/10/2012 |
| 9. | 109 | Kasey Carrier | at Wyoming | 11/10/2012 |
| 10. | 145 | Kasey Carrier | Nevada | 11/17/2012 |
| 11. | 118 | Cole Gautsche | UTSA | 8/31/2013 |
| 12. | 291 | Kasey Carrier | at UTEP | 9/7/2013 |
| 13. | 191 | Kasey Carrier | UNLV | 9/28/2013 |
| 14. | 119 | Carlos Wiggins | UNLV | 9/28/2013 |
| 15. | 108 | Cole Gautsche | UNLV | 9/28/2013 |
| 16. | 127 | Cole Gautsche | New Mexico State | 10/5/2013 |
| 17. | 126 | Kasey Carrier | New Mexico State | 10/5/2013 |
| 18. | 113 | Cole Gautsche | at Wyoming | 10/12/2013 |
| 19. | 104 | Kasey Carrier | at Wyoming | 10/12/2013 |
| 20. | 179 | Kasey Carrier | Air Force | 11/8/2013 |
| 21. | 140 | Cole Gautsche | Air Force | 11/8/2013 |
| 22. | 184 | Cole Gautsche | UTEP | 8/30/2014 |
| 23. | 139 | Crusoe Gongbay | at New Mexico State | 9/20/2014 |
| 24. | 163 | Crusoe Gongbay | Fresno State | 9/26/2014 |
| 25. | 106 | Lamar Jordan | at UTSA | 10/4/2014 |
| 26. | 102 | Jhurell Pressley | at UTSA | 10/4/2014 |
| 27. | 148 | Jhurell Pressley | at Air Force | 10/18/2014 |
| 28. | 138 | Jhurell Pressley | at UNLV | 11/1/2014 |
| 29. | 154 | Jhurell Pressley | vs. Boise State | 11/8/2014 |
| 30. | 205 | Teriyon Gipson | vs. Boise State | 11/8/2014 |
| 31. | 109 | Jhurell Pressley | at Colorado State | 11/22/2014 |
| 32. | 101 | Jhurell Pressley | Wyoming | 11/29/2014 |
| 33. | 108 | Daryl Chestnut | Mississippi Valley St. | 9/5/2015 |
| 34. | 147 | Lamar Jordan | at Wyoming | 9/26/2015 |
| 35. | 103 | Jhurell Pressley | at Wyoming | 9/26/2015 |
| 36. | 157 | Lamar Jordan | New Mexico State | 10/3/2015 |
| 37. | 142 | Teriyon Gipson | New Mexico State | 10/3/2015 |
| 38. | 132 | Jhurell Pressley | Boise State | 11/14/2015 |
| 39. | 170 | Jhurell Pressley | Air Force | 11/28/2015 |
| 40. | 135 | Lamar Jordan | Arizona | 12/19/2015 |
| 41. | 181 | Teriyon Gipson | South Dakota | 9/1/2016 |
| 42. | 101 | Lamar Jordan | at Rutgers | 9/17/2016 |
| 43. | 156 | Teriyon Gipson | San Jose State | 10/1/2016 |
| 44. | 117 | Tyrone Owens | San Jose State | 10/1/2016 |
| 45. | 139 | Lamar Jordan | Boise State | 10/7/2016 |
| 46. | 140 | Teriyon Gipson | vs. Air Force | 10/15/2016 |
| 47. | 126 | Tyrone Owens | vs. Air Force | 10/15/2016 |
| 48. | 171 | Tyrone Owens | ULM | 10/22/2016 |
| 49. | 134 | Tyrone Owens | at Hawai'i | 10/29/2016 |
| 50. | 121 | Teriyon Gipson | Nevada | 11/5/2016 |
| 51. | 107 | Teriyon Gipson | at Utah State | 11/12/2016 |
| 52. | 157 | Tyrone Owens | at Colorado State | 11/19/2016 |
| 53. | 217 | Teriyon Gipson | Wyoming | 11/26/2016 |
| 54. | 176 | Lamar Jordan | Wyoming | 11/26/2016 |
| 55. | 121 | Richard McQuarley | Wyoming | 11/26/2016 |
| 56. | 156 | Coltin Gerhart | at Tulsa | 9/23/2017 |
| 57. | 179 | Richard McQuarley | Air Force | 9/30/2017 |
| 58. | 159 | Tyrone Owens | Colorado State | 10/20/2017 |
| 59. | 164 | Tyrone Owens | UNLV | 11/17/2017 |
| 60. | 145 | Daryl Chestnut | UNLV | 11/17/2017 |
| 61. | 116 | Lamar Jordan | UNLV | 11/17/2017 |
| 62. | 110 | Tyrone Owens | at New Mexico State | 9/15/2018 |
| 63. | 107 | Ahmari Davis | Sam Houston State | 8/31/2019 |
| 64. | 133 | Ahmari Davis | New Mexico State | 9/21/2019 |
| 65. | 104 | Sheriron Jones | at San Jose State | 10/4/2019 |
| 66. | 193 | Bryson Carroll | Colorado State | 10/11/2019 |
| 67. | 200 | Ahmari Davis | Hawai'i | 10/26/2019 |

| Year | Opponent | Stadium | Year Built | Age | Capacity | Attendance |
|------|----------------------|-----------------------------------|------------|--------------|----------|------------|
| 2012 | at Texas | Darrell K. Royal Memorial Stadium | 1924 | 20th Oldest | 100,119 | 100,990 |
| 2017 | at Texas A&M | Kyle Field | 1904 | Oldest | 102,733 | 99,051 |
| 2018 | at Wisconsin | Camp Randall Stadium | 1917 | Sixth Oldest | 80,321 | 77,003 |
| 2019 | at Notre Dame | Notre Dame Stadium | 1930 | 37th Oldest | 77,622 | 77,622 |
| 2020 | at USC | Los Angeles Memorial Coliseum | 1923 | 15th Oldest | 77,500 | |
| 2020 | at Mississippi State | Davis Wade Stadium at Scott Field | 1914 | Third Oldest | 61,337 | |
| 2021 | at Texas A&M | Kyle Field | 1914 | Oldest | 102,733 | |
| 2022 | at LSU | Tiger Stadium | 1924 | 23rd Oldest | 102,321 | |
| 2023 | at Texas A&M | Kyle Field | 1914 | Oldest | 102,733 | |
| 2025 | at UCLA | Rose Bowl Stadium | 1922 | 11th Oldest | 90,888 | |

A List of Vertically Challenged Kickoff Returners

Here are all the active FBS kickoff returners listed at 5-8 or below:

| | |
|-----------------------------------|------------|
| Champ Flemings, Oregon State | 5-5 |
| Chad Alexander, New Mexico | 5-6 |
| J.J. Taylor, Arizona | 5-6 |
| Bryson Carroll, New Mexico | 5-7 |
| Jah'Marae Sheread, Texas State | 5-7 |
| Tyler Snead, East Carolina | 5-7 |
| Britain Covey, Utah | 5-8 |
| Adrian Killins, Jr., UCF | 5-8 |
| Jaylin Nelson, Texas State | 5-8 |
| K.D. Nixon, Colorado | 5-8 |
| Sean Riley, Syracuse | 5-8 |

Stat of the Week

9

The amount of field goals this season by Andrew Shelley this season, two more than he had in all of 2018. The sophomore now has 16 field goals in 19 career attempts. He was a Bursworth nominee for best walk-on or former walk-on.

Saltes Named to Wuerffel Semifinal List

Teton Saltes, a junior offensive lineman, has been named one of nine semifinalists for the Wuerffel Trophy. Finalists for the award will be announced on Nov. 18, 2019. The formal announcement of the 2019 Wuerffel Trophy recipient is scheduled to be made on Dec. 10, 2019 at the National Football Foundation's festivities in New York City.

The 2019 Wuerffel Trophy semifinalists are listed alphabetically by university:

Derrick Brown, Auburn University, senior, defensive line
 Koby Quansah, Duke University, senior, linebacker
 Blake Ferguson, Louisiana State University, senior, long snapper
 Braden Mann, Texas A&M University, senior, punter
 Isaiah Sanders, United States Air Force Academy, senior, quarterback
 Rodrigo Blankenship, University of Georgia, senior, kicker
 Teton Saltes, University of New Mexico, junior, offensive line
 Sam Ehlinger, University of Texas, junior, quarterback
 Jon Wassink, Western Michigan University, senior, quarterback

Saltes' honor marks the third time in the last five seasons that the Lobos have had a semifinalist for the award. In both 2015 and 2016, Garrett Adcock, who ironically played the exact same position as Saltes, right tackle, was a semifinalist. Adcock in 2016 was one of three finalists for the award.

Lucky Seven (In a Way)

Last year seven Lobos were able to play in four or fewer games and still earn a redshirt for 2018:

| | |
|----------------------|---|
| Aaron Molina | 4 |
| Alex Hart | 3 |
| Cedric Patterson III | 3 |
| Donte Martin | 3 |
| Bryson Carroll | 2 |
| Trae Hall | 1 |
| Andrew Erickson | 1 |

UNM already has players that will benefit from the four-game rule this season. Elijah Lilly played in three games before season-ending surgery, and quarterback Brandt Hughes played a half before suffering a season ending injury. Patrick Peek also played four games and will now redshirt to get one more year at UNM, as will long-snapper Aiden Kneller.

And You Thought the 80s were the Only Time Period Where You Could Wear Two Redshirts

Traditionally, you can only redshirt once. However, you can now redshirt twice, and four Lobos are now double redshirts. All four Lobos were able to utilize a rule that allows for an injury redshirt after redshirting as an academically eligible freshman. Daevon Vigilant earned his second redshirt for his 2017 season in which he was injured for the season in the opening game of the year.

Last year, Tevaka Tuioti was able to get a second redshirt despite playing in 2018. Tuioti, who was injured against Wisconsin, missed the New Mexico State game and then suffered a season-ending injury in the fourth game of the season (his third) against Liberty. Since he also redshirted as an academically eligible freshman in 2016, he earned a second redshirt and in 2019 he will be a sophomore.



100-yard Rushing Games Under Bob Davie (by Yards)

| Pl. | Total | Player | Opponent | Date |
|-----|-------|-------------------|------------------------|------------|
| 1. | 338 | Kasey Carrier | at Air Force | 10/20/2012 |
| 2. | 291 | Kasey Carrier | at UTEP | 9/7/2013 |
| 3. | 217 | Teriyon Gipson | Wyoming | 11/26/2016 |
| 4. | 205 | Teriyon Gipson | Boise State | 11/8/2014 |
| 5. | 200 | Ahmari Davis | Hawai'i | 10/26/2019 |
| 6. | 193 | Bryson Carroll | Colorado State | 10/11/2019 |
| 7. | 191 | Kasey Carrier | UNLV | 9/28/2013 |
| | 191 | Kasey Carrier | Texas State | 10/6/2012 |
| 9. | 184 | Cole Gautsche | UTEP | 8/30/2014 |
| 10. | 181 | Teriyon Gipson | South Dakota | 9/1/2016 |
| 11. | 179 | Richard McQuarley | Air Force | 9/30/2017 |
| | 179 | Kasey Carrier | Air Force | 11/8/2013 |
| 13. | 176 | Lamar Jordan | Wyoming | 11/26/2016 |
| 14. | 171 | Tyrone Owens | ULM | 10/22/2016 |
| 15. | 170 | Jhurell Pressley | Air Force | 11/28/2015 |
| 16. | 164 | Tyrone Owens | UNLV | 11/17/2017 |
| 17. | 163 | Crusoe Gongbay | Fresno State | 9/26/2014 |
| 18. | 161 | Kasey Carrier | at Hawai'i | 10/13/2012 |
| 19. | 159 | Tyrone Owens | Colorado State | 10/20/2017 |
| 20. | 157 | Tyrone Owens | at Colorado State | 11/19/2016 |
| | 157 | Lamar Jordan | New Mexico State | 10/3/2015 |
| 22. | 156 | Coltin Gerhart | at Tulsa | 9/23/2017 |
| | 156 | Teriyon Gipson | San Jose State | 10/1/2016 |
| 24. | 154 | Jhurell Pressley | vs. Boise State | 11/8/2014 |
| 25. | 149 | Cole Gautsche | at Wyoming | 11/10/2012 |
| 26. | 148 | Jhurell Pressley | at Air Force | 10/18/2014 |
| 27. | 147 | Lamar Jordan | at Wyoming | 9/26/2015 |
| 28. | 145 | Daryl Chestnut | UNLV | 11/17/2017 |
| | 145 | Kasey Carrier | Nevada | 11/17/2012 |
| 30. | 142 | Teriyon Gipson | New Mexico State | 10/3/2015 |
| 31. | 140 | Teriyon Gipson | vs. Air Force | 10/15/2016 |
| 32. | 140 | Cole Gautsche | Air Force | 11/8/2013 |
| 33. | 139 | Lamar Jordan | Boise State | 10/7/2016 |
| | 139 | Crusoe Gongbay | at New Mexico State | 9/20/2014 |
| 35. | 138 | Jhurell Pressley | at UNLV | 11/1/2014 |
| 36. | 136 | Kasey Carrier | Fresno State | 10/27/2012 |
| 37. | 135 | Lamar Jordan | Arizona | 12/19/2015 |
| 38. | 133 | Ahmari Davis | New Mexico State | 9/21/2019 |
| 39. | 134 | Tyrone Owens | at Hawai'i | 10/29/2016 |
| 40. | 132 | Jhurell Pressley | Boise State | 11/14/2015 |
| 41. | 129 | Kasey Carrier | at New Mexico State | 9/22/2012 |
| 42. | 127 | Cole Gautsche | New Mexico State | 10/5/2013 |
| 43. | 126 | Tyrone Owens | vs. Air Force | 10/15/2016 |
| 44. | 126 | Kasey Carrier | New Mexico State | 10/5/2013 |
| 45. | 121 | Richard McQuarley | Wyoming | 11/26/2016 |
| | 121 | Teriyon Gipson | Nevada | 11/5/2016 |
| 47. | 119 | Carlos Wiggins | UNLV | 9/28/2013 |
| 48. | 118 | Cole Gautsche | UTSA | 8/31/2013 |
| 49. | 117 | Tyrone Owens | San Jose State | 10/1/2016 |
| 50. | 116 | Lamar Jordan | UNLV | 11/17/2017 |
| 51. | 113 | Cole Gautsche | at Wyoming | 10/12/2013 |
| 52. | 110 | Tyrone Owens | at New Mexico State | 9/15/2018 |
| 53. | 109 | Kasey Carrier | at Wyoming | 11/10/2012 |
| | 109 | Jhurell Pressley | at Colorado State | 11/22/2014 |
| 55. | 108 | Daryl Chestnut | Mississippi Valley St. | 9/5/2015 |
| | 108 | Cole Gautsche | UNLV | 9/28/2013 |
| 57. | 107 | Ahmari Davis | Sam Houston State | 8/31/2019 |
| | 107 | Teriyon Gipson | at Utah State | 11/12/2016 |
| 59. | 106 | Lamar Jordan | at UTSA | 10/4/2014 |
| 60. | 104 | Sheriron Jones | at San Jose State | 10/4/2019 |
| | 104 | Cole Gautsche | at Hawai'i | 10/13/2012 |
| | 104 | Kasey Carrier | at Wyoming | 10/12/2013 |
| 63. | 103 | Jhurell Pressley | at Wyoming | 9/26/2015 |
| | 103 | Demacrus Rogers | Southern | 9/1/2012 |
| 65. | 102 | Jhurell Pressley | at UTSA | 10/4/2014 |
| 66. | 101 | Lamar Jordan | at Rutgers | 9/17/2016 |
| | 101 | Jhurell Pressley | Wyoming | 11/29/2014 |

Additionally, Kentrail Moran has back to back injuries and is a double redshirt.

You Get a Scholarship...and You Get a Scholarship!

On June 6, five Lobos, including three New Mexico natives, were awarded scholarships by head coach Bob Davie in a surprise announcement during Thursday meetings, bringing cheers from their teammates.

The five Lobos earning scholarships were Bobby Cole (a redshirt running back from Chatsworth, California), Andrew Erickson (a redshirt freshman receiver from Albuquerque's Manzano High School), Micah Gray (a redshirt sophomore running back from Clovis High School), Hayden Wilson (a redshirt sophomore offensive lineman from Rio Rancho's Cleveland High School) and Nic Wilson (a redshirt freshman cornerback from San Bernardino, California).

"I'm proud of the work that all five of these young men have done at UNM," said Davie. "Whether it's the hard work they have put in on the field, or in the classroom, or in the community, they have represented themselves, this program and our institution in outstanding fashion. I'm excited for them and their families. They have earned this."

Gray and Cole saw playing time in 2018 as redshirt freshmen, mostly on special teams, but both had a solid spring camp and saw plenty of action toting the football at running back as well as participating on special teams. For Erickson, Hayden Wilson and Nic Wilson, all three were freshmen last year and all had terrific seasons on the scout team in 2018, and then turned in great spring camps in 2019.

Overall, the five bring the total of former walk-ons elevated to scholarship status under Bob Davie to 23, and Erickson, Gray and Wilson bring the total of New Mexico natives elevated to scholarship status to 15. Gray and Wilson both served as the New Mexico Man last season, with Gray earning the honor on September 29 against Liberty and Wilson on November 24 against Wyoming. Of the 30 New Mexico Men that started their careers as walk-ons at UNM, 13 have now earned scholarships.

The New Mexico Man tradition was started by Davie in 2012. In the program a walk-on, or former walk-on player is designated as the "New Mexico Man" each home week during the season. The selected player leads the team onto the field with the New Mexico state flag before home games as well as in Las Cruces at the Rio Grande Rivalry game between the Lobos and New Mexico State. During the game, the New Mexico Man wears a special uniform patch in the shape of the state of New Mexico on their jersey.

Of the previous 18 student-athletes put on scholarship by Davie, 12 were natives of New Mexico. Those names include David Anaya, Javohn Jones, Xavier Madrid, Jeric Magnant, Zack Rogers, Steven Romero, John Russo, Andrew Shelley, Thomas Vieira, Michael Walsh, Randy Williams and Reece White. Overall, UNM has 17 New Mexico natives on the 2019 roster. The 17 New Mexico players is the most of any Division I team, with 11 on full scholarship.

Building Blocks

While it has been a long time since UNM has blocked a punt (October 31, 2009 by Victor James against San Diego State), UNM is getting pretty adept at blocking kicks. UNM has three blocks on the season, and that total is tied for the eighth in the NCAA.

UNM had two blocks against San Jose State, and actually had a third block in the game that bounced right into the arms of Moana Vainikolo and it would have went for about a 65-yard touchdown, but the play was blown dead due to a false start on the kicker.

The three blocks are the most blocked kicks for the Lobos since the 2009 season when UNM recorded four blocked kicks. Overall, UNM has blocked 13 field goals and extra points in the Bob Davie era.

A Semester and Year to Remember

The Lobos turned in a pair of semesters in the classroom like no other, combining for the best academic year for the Lobo football team in the history of the program. For the Fall semester, the team turned in a 2.83 GPA for the Fall, which was the best Fall semester in the history of the program. The team then topped that in the Spring with a 2.92, which is the second-highest GPA in the program's history, behind only a 2.96 GPA in the Spring of 2003. The combined GPA of 2.88 is the best combined GPA for the two semesters in the history of the program.

Ch-Ch-Ch-Ch-Changes

UNM made some changes to its coaching staff for the 2019 season.

The Lobos have a new offensive and defensive coordinator for the 2019 season. Joe Dailey is in his first season as the offensive coordinator and quarterbacks coach after coming to UNM from Liberty University. With Dailey handling the quarterbacks, Apollo Wright has moved over from quarterbacks to running backs. UNM's defensive coordinator is Jordan Peterson, who has served as the safeties coach for the past three seasons, and he takes over for Kevin Cosgrove, who is now with LSU.

UNM also has two new defensive coaches, both coaching linebackers. Dan Carrel and Dillon Sanders will coach linebackers, taking over for Cosgrove and Archie McDaniel. Carrel came to UNM from Houston, and Sanders came to UNM from Kentucky.

Just Another Classroom Record for Bob Davie's Lobos

For a second straight year, the Lobos picked up a school record number of Mountain West All-Academic selections. When the league announced the Fall Mountain West All-Academic teams, New Mexico was honored with 27 awards, surpassing the record of 23, set just

Interesting Stat

7.5

That's the number of penalties drawn by UNM per game this season, and that is good for a tie for the 14th-most in the FBS this year.

Stat Tracker

18

The number of FBS coaches that have been at their schools longer than Bob Davie, who is entering his eighth season. There are 130 FBS coaches, and among Group of 5 coaches, Davie is eighth in longevity.



Series History vs. Boise State

The Air Force Falcons lead the all-time series 22-14, but New Mexico has won four of the last six, and UNM has won three in a row in Albuquerque. Air Force has never defeated the Lobos in Albuquerque with Bob Davie manning the sidelines.

There have been three neutral games including one in 2016 playing at the Cotton Bowl as a part of the Texas State Fair.

| Opponent | Site | Score |
|------------|-----------------------|---------|
| 11/10/2018 | Air Force Academy, CO | L 24-42 |
| 9/30/2017 | Albuquerque, NM | W 56-38 |
| 10/15/2016 | Dallas, TX | W 45-40 |
| 11/28/2015 | Albuquerque, NM | W 47-35 |
| 10/18/2014 | Air Force Academy, CO | L 31-35 |
| 11/8/2013 | Albuquerque, NM | W 45-37 |
| 10/20/2012 | Air Force Academy, CO | L 23-28 |
| 10/29/2011 | Albuquerque, NM | L 0-42 |
| 11/13/2010 | Air Force Academy, CO | L 23-48 |
| 9/19/2009 | Albuquerque, NM | L 13-37 |
| 10/23/2008 | Air Force Academy, CO | L 10-23 |
| 10/25/2007 | Albuquerque, NM | W 34-31 |
| 9/30/2006 | Air Force Academy, CO | L 7-24 |
| 11/19/2005 | Albuquerque, NM | L 24-42 |
| 10/9/2004 | Air Force Academy, CO | L 23-28 |
| 11/15/2003 | Albuquerque, NM | W 24-12 |
| 9/7/2002 | Air Force Academy, CO | L 31-38 |
| 10/27/2001 | Albuquerque, NM | W 52-33 |
| 10/21/2000 | Air Force Academy, CO | W 29-23 |
| 11/27/1999 | Albuquerque, NM | W 33-28 |
| 10/3/1998 | Air Force Academy, CO | L 14-56 |
| 9/30/1995 | Albuquerque, NM | L 24-27 |
| 9/26/1992 | Air Force Academy, CO | L 32-33 |
| 11/2/1991 | Albuquerque, NM | W 34-32 |
| 10/1/1988 | Air Force Academy, CO | L 14-63 |
| 11/14/1987 | Albuquerque, NM | L 26-73 |
| 9/28/1985 | Albuquerque, NM | L 12-49 |
| 11/10/1984 | Albuquerque, NM | L 9-23 |
| 10/2/1982 | Air Force Academy, CO | W 49-37 |
| 9/26/1981 | Albuquerque, NM | W 27-10 |
| 9/29/1973 | Air Force Academy, CO | L 6-10 |
| 11/16/1963 | Albuquerque, NM | L 8-30 |
| 10/28/1961 | Albuquerque, NM | W 21-6 |
| 11/21/1959 | Denver, CO | W 28-27 |
| 11/22/1958 | Albuquerque, NM | L 7-45 |
| 11/23/1957 | Denver, CO | L 0-31 |

one season prior. The previous school record was under Coach Davie as well, in 2014 when the team picked up 20. Overall the 108 honorees over the last five years is the best five-year stretch in school history. The 50 over the last two years is the best over any two-year period in school history.

On This Date

Saturday, November 23 is the 327th day of the year, and there are 38 days remaining in 2019. Use them wisely please. November 23 is National Cashew Day, National Espresso Day and National Cashew Day. Not surprisingly, it's also National Cranberry Day. The Lobos are 4-7 on November 23 including a 1957 loss to Air Force, the only other meeting with the Falcons on November 23.

| | | | | |
|---|------------|-----------------|-------|------------------|
| L | 11/23/2013 | Fresno State | 28-69 | Fresno, CA |
| L | 11/23/2002 | Colorado State | 14-22 | Fort Collins, CO |
| W | 11/23/1996 | UTEP | 44-17 | Albuquerque, NM |
| L | 11/23/1985 | San Diego State | 20-55 | San Diego, CA |
| W | 11/23/1974 | UTEP | 37-21 | El Paso, TX |
| L | 11/23/1968 | BYU | 6-35 | Albuquerque, NM |
| L | 11/23/1957 | Air Force | 0-31 | Denver, CO |
| W | 11/23/1946 | Kansas State | 14-7 | Albuquerque, NM |
| W | 11/23/1940 | Arizona | 13-12 | Tucson, AZ |
| L | 11/23/1935 | Arizona | 6-38 | Albuquerque, NM |
| L | 11/23/1929 | Arizona | 0-6 | Albuquerque, NM |

Many things have happened in the world on November 23. Blue Origin's "New Shepard" became the first vehicle to reach outer space and then return to earth with a vertical landing (2015), the MS Explorer somehow hits an iceberg in the Antarctic Ocean and sinks, but all 154 on board survive (2007), Ellen Johnson Sirleaf wins election as president of Liberia, becoming the first woman to lead an African Nation (2005), Rachel Whiteread amazing won two awards on the same day, for best British modern artist, and worst British modern artist, winning more prize money for the later (1993), Jacques Mayol became the first man to free dive 100 meters (1976), Yale and Harvard tie 29-29, leading to the famous headline "Harvard Defeats Yale 29-29" (1968), An Unearthly Child aired in Britain, the first episode of Doctor Who (1963), Life Magazine returns as a photo magazine (1936), Edwin Hubble's theory the Andromeda galaxy was first published (1924), Heber Grant succeeded Joseph F. Smith as president of the LDS Church (1918), the first jukebox made its debut (1889), Sarah Booth debuted at the Royal Opera House (1810), and Thespis became the first recorded person to portray a character on stage, leading the way to the word "Thespian" (534 BC).

Famous people born on November 23 include singer/actress Miley Cyrus (Party in the USA, 1992), football player Mike Tolbert (Carolina Panthers, 1985), baseball player Justin Turner (Los Angeles Dodgers, 1984), baseball player Jonathan Papelbon (Boston Red Sox, 1980), actress Kelly Brook (Survival Island, 1979), baseball player Adam Eaton (Baltimore Orioles, 1977), broadcaster Malik Rose (1974), television host Chris Hardwick (Talking Dead, 1971), basketball player Vin Baker (Hartford, 1971), broadcaster Robin Roberts (ABC/ESPN, 1960), actor Maxwell Caulfield (Grease 2, 1959), singer Bruce Hornsby (The Way It Is, 1954), lawyer Chuck Schumer (1950), actor Bruce Vilanch (The Hollywood Squares, 1948), baseball player Luis Tiant (1940), manager Jack McKeon (Florida Marlins, 1930), pilot Anne Burns (1915), comedian Harpo Marx (honk, honk, 1888), actor Boris Karloff (Frankenstein, 1887), former president Franklin Pierce (1804), author Thomas Birch (1705) and Otto I, Holy Roman Emperor (912).

Sadly on this day the world lost Elvis' road manager Joe Esposito (2016), hockey coach Pat Quinn (2014), former D.C. mayor Marion Barry (2014), actor Larry Hagman (I Dream of Jeannie/Dallas, 2012), baseball player Joe Kennedy (Tampa Bay Rays, 2007), baseball player Bo Belinsky (2001), saxophonist Junior Walker (1995), baseball player Bo Diaz (Philadelphia Phillies, 1990), writer Roald Dahl (Charlie and the Chocolate Factory, 1990), baseball player Hack Wilson (Detroit Tigers, 1948), Thomas Ismay (Founder of the White Star Line and father of Robert J. Ismay, considered a coward for escaping the Titanic disaster, 1899) and Margaret of York (1503).

Campus Note of the Week

As this game is Heroes Day, we would like to note that Veterans and their families were honored Monday, November 11 during a Veterans Day Remembrance and Celebration ceremony inside The University of New Mexico Alumni Memorial Chapel. Guest speaker and retired Lt. Col. Michael Tachias, who spent 34 years serving in the U.S. Army, spoke of the importance of Veteran's Day.

"It's about honoring those men and women who served their country," Tachias said. "These are the guys who ran with the torch. They carried the fight to the enemy and a lot of them didn't make it back but for the ones who did, we're carrying on those ideals of freedom, liberty and sacrifice."

Birthday Chart

August

| Date | Player/Coach | Age |
|------|-----------------------|-----|
| 26 | Emmanuel Logan-Greene | 21 |
| 28 | Jarred Sylvester | 22 |

September

| Date | Player/Coach | Age |
|------|-----------------------------|-----|
| 4 | Radson Jang | 23 |
| 13 | Antonio Hunt | 20 |
| *14 | Shaddrick Lowery | 22 |
| 15 | Jared EnRico | 22 |
| 15 | Saga Tuitele | 40 |
| 16 | Sheriron Jones | 23 |
| 19 | Connor Genal | 19 |
| 22 | Corey Hightower | 22 |
| 23 | Micah Gray | 21 |
| 26 | Clay Davie | 32 |
| 27 | Alexander "Moana" Vainikolo | 22 |
| 30 | Bob Davie | 65 |

October

| Date | Player/Coach | Age |
|------|--------------------|-----|
| 8 | Marquae Kirkendoll | 19 |
| 9 | Hayden Wilson | 21 |
| 9 | Colston Chacon | 20 |
| 15 | Nico Bolden | 21 |
| 16 | Donovan Murphree | 20 |
| *26 | Chad Alexander | 20 |
| *26 | Brandt Hughes | 22 |
| 27 | Blair Manly | 23 |
| 31 | Apollo Wright | 45 |

November

| Date | Player/Coach | Age |
|------|-------------------|-----|
| 3 | Jacobi Hearn | 21 |
| 14 | Aaron Molina | 24 |
| 18 | Kentrail Moran | 22 |
| 19 | Joe Dailey | 36 |
| 20 | Kyle Jarvis | 22 |
| 20 | Kyle Stapley | 24 |
| 28 | Adebayo Soremekun | 21 |
| 29 | Trae Hall | 20 |

December

| Date | Player/Coach | Age |
|------|-------------------------|-----|
| 1 | Jonah Leyva | 21 |
| 2 | Omar Darame | 19 |
| 6 | Lawrence "L.O." Johnson | 20 |
| 12 | Anselem Umeh | 22 |
| 14 | Brandon Shook | 22 |
| 14 | Emmanuel Malek | 19 |

Oldest Lobo: Tyson Dyer (5/27/1992)

Youngest Lobo: Harshan Sachdeva (8/14/2001)

AUG. 31 SAM HOUSTON ST.

SEPT. 14 AT NOTRE DAME

SEPT. 21 NEW MEXICO STATE

SEPT. 28 AT LIBERTY



OCT. 4 AT SAN JOSE STATE

OCT. 11 COLORADO STATE

OCT. 19 AT WYOMING

OCT. 26 HAWAII



NOV. 2 AT NEVADA

NOV. 16 AT BOISE STATE

NOV. 23 AIR FORCE

NOV. 30 UTAH STATE



QB - #4 Sherion Jones

2018

| Date | Opponent | C-A-I | Yds | TD | LG | Rush | Yds | TD | LG |
|--------------|----------|-------------------|-------------|-----------|-----------|-----------|------------|----------|-----------|
| Sept 1 | UIW | 1-3-0 | 22 | 1 | 22 | 4 | 18 | 0 | 8 |
| Sept 8 | at WISC | 9-16-2 | 79 | 1 | 17 | 7 | 5 | 0 | 3 |
| Sept 15 | at NMSU | 12-19-1 | 127 | 0 | 22 | 7 | 7 | 0 | 16 |
| Sept 29 | LIBERTY | 15-27-3 | 312 | 4 | 79 | 6 | 44 | 0 | 32 |
| Oct 6 | at UNLV | 13-20-0 | 250 | 4 | 74 | 8 | 72 | 0 | 20 |
| Oct 13 | at CSU | 12-20-0 | 165 | 2 | 52 | 9 | 35 | 0 | 13 |
| Oct 20 | FS | 15-32-1 | 132 | 1 | 26 | 10 | 42 | 0 | 19 |
| Oct 27 | at USU | 10-25-3 | 110 | 0 | 30 | 3 | -4 | 0 | 5 |
| Nov 3 | SDSU | | | | | | | | |
| Nov 10 | at AFA | 6-9-1 | 114 | 0 | 56 | 6 | -6 | 0 | 8 |
| Nov 16 | BSU | 8-13-1 | 103 | 0 | 29 | 12 | 56 | 0 | 18 |
| Nov 24 | WYO | 1-3-0 | 3 | 0 | 3 | 6 | 17 | 0 | 15 |
| TOTAL | | 102-187-12 | 1417 | 13 | 79 | 78 | 286 | 0 | 32 |

2019

| Date | Opponent | C-A-I | Yds | TD | LG | Rush | Yds | TD | LG |
|---------------|------------|-------------------|-------------|-----------|-----------|------------|------------|----------|-----------|
| Aug 31 | SHSU | 6-11-0 | 122 | 0 | 47 | 6 | 35 | 2 | 11 |
| Sept 14 | at ND | 4-15-3 | 19 | 0 | 12 | 8 | 23 | 0 | 17 |
| Sept 21 | NMSU | | | | | | | | |
| Sept 28 | at LIBERTY | 0-0-0 | 0 | 0 | 0 | 0 | 0 | 0 | 0 |
| Oct 4 | at SJSU | 7-16-3 | 127 | 2 | 38 | 11 | 104 | 1 | 35 |
| Oct 11 | CSU | 8-17-1 | 89 | 0 | 20 | 17 | 54 | 0 | 10 |
| Oct 19 | at WYO | 9-17-0 | 143 | 0 | 28 | 5 | -12 | 0 | 0 |
| Oct 26 | HAW | | | | | | | | |
| Nov 2 | at NEV | | | | | | | | |
| Nov 16 | at BSU | | | | | | | | |
| Nov 23 | AFA | | | | | | | | |
| Nov 30 | USU | | | | | | | | |
| TOTAL | | 34-76-7 | 500 | 2 | 47 | 47 | 204 | 3 | 35 |
| CAREER | | 136-263-19 | 1917 | 15 | 79 | 125 | 490 | 3 | 35 |

QB - #8 Tevaka Salanoa-Tuioti

2017

| Date | Opponent | C-A-I | Yds | TD | LG | Rush | Yds | TD | LG |
|--------------|----------|-----------------|------------|----------|-----------|-----------|------------|----------|-----------|
| Sept 2 | ACU | 1-1-0 | 9 | 0 | 9 | 0 | 0 | 0 | 0 |
| Sept 9 | NMSU | 10-19-0 | 151 | 2 | 27 | 2 | 8 | 0 | 5 |
| Sept 14 | at BSU | | | | | | | | |
| Sept 23 | at Tulsa | | | | | | | | |
| Sept 30 | AFA | | | | | | | | |
| Oct 14 | at FS | 13-24-1 | 200 | 0 | 44 | 5 | 14 | 0 | 10 |
| Oct 20 | CSU | 5-16-0 | 84 | 1 | 47 | 9 | 62 | 0 | 27 |
| Oct 28 | at WYO | 8-17-3 | 47 | 0 | 17 | 3 | 3 | 0 | 2 |
| Nov 4 | USU | 8-15-0 | 54 | 0 | 10 | 5 | 39 | 1 | 34 |
| Nov 11 | TA&M | 2-6-0 | 4 | 0 | 2 | 2 | 9 | 0 | 9 |
| Nov 17 | UNLV | | | | | | | | |
| Nov 24 | at SDSU | 10-20-2 | 156 | 1 | 62 | 2 | 7 | 0 | 4 |
| TOTAL | | 57-118-6 | 705 | 4 | 62 | 28 | 142 | 1 | 34 |

2018

| Date | Opponent | C-A-I | Yds | TD | LG | Rush | Yds | TD | LG |
|--------------|----------|----------------|------------|----------|-----------|-----------|------------|----------|-----------|
| Sept 1 | UIW | 13-21-1 | 327 | 4 | 69 | 11 | 54 | 1 | 20 |
| Sept 8 | at WISC | 5-8-0 | 55 | 1 | 13 | 1 | 4 | 0 | 4 |
| Sept 15 | at NMSU | | | | | | | | |
| Sept 29 | LIBERTY | 6-14-1 | 57 | 0 | 22 | 3 | 42 | 0 | 28 |
| Oct 6 | at UNLV | | | | | | | | |
| Oct 13 | at CSU | | | | | | | | |
| Oct 20 | FS | | | | | | | | |
| Oct 27 | at USU | | | | | | | | |
| Nov 3 | SDSU | | | | | | | | |
| Nov 10 | at AFA | | | | | | | | |
| Nov 16 | BSU | | | | | | | | |
| Nov 24 | WYO | | | | | | | | |
| TOTAL | | 24-43-2 | 439 | 5 | 69 | 15 | 100 | 1 | 28 |

2019

| Date | Opponent | C-A-I | Yds | TD | LG | Rush | Yds | TD | LG |
|---------------|------------|-------------------|-------------|-----------|-----------|-----------|------------|----------|-----------|
| Aug 31 | SHSU | | | | | | | | |
| Sept 14 | at ND | 6-13-0 | 132 | 0 | 41 | 1 | 5 | 0 | 5 |
| Sept 21 | NMSU | 16-28-1 | 355 | 3 | 62 | 7 | 59 | 0 | 18 |
| Sept 28 | at LIBERTY | 12-26-2 | 139 | 1 | 22 | 7 | 57 | 0 | 33 |
| Oct 4 | at SJSU | 4-10-1 | 34 | 0 | 14 | 2 | 4 | 0 | 3 |
| Oct 11 | CSU | | | | | | | | |
| Oct 19 | at WYO | 5-10-0 | 60 | 1 | 21 | 3 | 30 | 0 | 19 |
| Oct 26 | HAW | 23-40-2 | 293 | 2 | 59 | 5 | -9 | 0 | 1 |
| Nov 2 | at NEV | 19-36-0 | 237 | 0 | 30 | 8 | 18 | 0 | 20 |
| Nov 16 | at BSU | 14-21-0 | 175 | 0 | 35 | 11 | 19 | 0 | 24 |
| Nov 23 | AFA | | | | | | | | |
| Nov 30 | USU | | | | | | | | |
| TOTAL | | 99-163-6 | 1425 | 7 | 62 | 44 | 183 | 0 | 33 |
| CAREER | | 180-324-14 | 2559 | 16 | 69 | 87 | 425 | 2 | 34 |

QB - #10 Trae Hall

2018

| Date | Opponent | C-A-I | Yds | TD | LG | Rush | Yds | TD | LG |
|--------------|----------|--------------|----------|----------|----------|----------|----------|----------|----------|
| Sept 1 | UIW | | | | | | | | |
| Sept 8 | at WISC | | | | | | | | |
| Sept 15 | at NMSU | | | | | | | | |
| Sept 29 | LIBERTY | | | | | | | | |
| Oct 6 | at UNLV | 0-0-0 | 0 | 0 | 0 | 1 | 6 | 0 | 6 |
| Oct 13 | at CSU | | | | | | | | |
| Oct 20 | FS | | | | | | | | |
| Oct 27 | at USU | | | | | | | | |
| Nov 3 | SDSU | | | | | | | | |
| Nov 10 | at AFA | | | | | | | | |
| Nov 16 | BSU | | | | | | | | |
| Nov 24 | WYO | | | | | | | | |
| TOTAL | | 0-0-0 | 0 | 0 | 0 | 1 | 6 | 0 | 6 |

2019

| Date | Opponent | C-A-I | Yds | TD | LG | Rush | Yds | TD | LG |
|---------------|------------|--------------|----------|----------|----------|----------|-----------|----------|-----------|
| Aug 31 | SHSU | | | | | | | | |
| Sept 14 | at ND | 0-0-0 | 0 | 0 | 0 | 2 | 15 | 0 | 11 |
| Sept 21 | NMSU | | | | | | | | |
| Sept 28 | at LIBERTY | | | | | | | | |
| Oct 4 | at SJSU | | | | | | | | |
| Oct 11 | CSU | | | | | | | | |
| Oct 19 | at WYO | | | | | | | | |
| Oct 26 | HAW | | | | | | | | |
| Nov 2 | at NEV | | | | | | | | |
| Nov 16 | at BSU | | | | | | | | |
| Nov 23 | AFA | | | | | | | | |
| Nov 30 | USU | | | | | | | | |
| TOTAL | | 0-0-0 | 0 | 0 | 0 | 2 | 15 | 0 | 11 |
| CAREER | | 0-0-0 | 0 | 0 | 0 | 3 | 21 | 0 | 11 |

QB - #12 Brandt Hughes

2019

| Date | Opponent | C-A-I | Yds | TD | LG | Rush | Yds | TD | LG |
|--------------|------------|----------------|------------|----------|-----------|----------|-----------|----------|----------|
| Aug 31 | SHSU | 12-29-0 | 218 | 0 | 51 | 1 | -5 | 0 | 0 |
| Sept 14 | at ND | | | | | | | | |
| Sept 21 | NMSU | | | | | | | | |
| Sept 28 | at LIBERTY | | | | | | | | |
| Oct 4 | at SJSU | | | | | | | | |
| Oct 11 | CSU | | | | | | | | |
| Oct 19 | at WYO | | | | | | | | |
| Oct 26 | HAW | | | | | | | | |
| Nov 2 | at NEV | | | | | | | | |
| Nov 9 | AFA | | | | | | | | |
| Nov 16 | at BSU | | | | | | | | |
| Nov 30 | USU | | | | | | | | |
| TOTAL | | 12-29-0 | 218 | 0 | 51 | 1 | -5 | 0 | 0 |

RB - #2 Lawrence "L.O." Johnson

2019

| Date | Opponent | Rush | Yds | TD | LG | Rec | Yds | TD | LG |
|---------------------|------------|----------|----------|----------|----------|----------|----------|----------|----------|
| Aug 31 | SHSU | | | | | | | | |
| Sept 14 | at ND | 3 | 9 | 0 | 4 | 0 | 0 | 0 | 0 |
| Sept 21 | NMSU | | | | | | | | |
| Sept 28 | at LIBERTY | | | | | | | | |
| Oct 4 | at SJSU | | | | | | | | |
| Oct 11 | CSU | | | | | | | | |
| Oct 19 | at WYO | | | | | | | | |
| Oct 26 | HAW | | | | | | | | |
| Nov 2 | at NEV | | | | | | | | |
| Nov 16 | at BSU | | | | | | | | |
| Nov 23 | AFA | | | | | | | | |
| Nov 30 | USU | | | | | | | | |
| TOTAL/CAREER | | 3 | 9 | 0 | 4 | 0 | 0 | 0 | 0 |

RB - #5 Daevon Vigilant

2017

| Date | Opponent | Rush | Yds | TD | LG | Rec | Yds | TD | LG |
|--------------|----------|----------|----------|----------|----------|----------|----------|----------|----------|
| Sept 2 | ACU | 4 | 3 | 0 | 4 | 0 | 0 | 0 | 0 |
| Sept 9 | NMSU | | | | | | | | |
| Sept 14 | at BSU | | | | | | | | |
| Sept 23 | at Tulsa | | | | | | | | |
| Sept 30 | AFA | | | | | | | | |
| Oct 4 | at FS | | | | | | | | |
| Oct 20 | CSU | | | | | | | | |
| Oct 28 | at WYO | | | | | | | | |
| Nov 4 | USU | | | | | | | | |
| Nov 11 | TA&M | | | | | | | | |
| Nov 17 | UNLV | | | | | | | | |
| Nov 24 | at SDSU | | | | | | | | |
| TOTAL | | 4 | 3 | 0 | 4 | 0 | 0 | 0 | 0 |

2018

| Date | Opponent | Rush | Yds | TD | LG | Rec | Yds | TD | LG |
|--------------|----------|-----------|------------|----------|-----------|----------|-----------|----------|-----------|
| Sept 1 | UIW | 4 | 16 | 0 | 6 | 0 | 0 | 0 | 0 |
| Sept 8 | at WISC | 2 | 14 | 0 | 13 | 0 | 0 | 0 | 0 |
| Sept 15 | at NMSU | 1 | 0 | 0 | 0 | 0 | 0 | 0 | 0 |
| Sept 29 | LIBERTY | 0 | 0 | 0 | 0 | 0 | 0 | 0 | 0 |
| Oct 6 | at UNLV | 4 | 18 | 0 | 12 | 0 | 0 | 0 | 0 |
| Oct 13 | at CSU | | | | | | | | |
| Oct 20 | FS | | | | | | | | |
| Oct 27 | at USU | 1 | -1 | 0 | 0 | 2 | 27 | 0 | 24 |
| Nov 3 | SDSU | 11 | 45 | 0 | 11 | 0 | 0 | 0 | 0 |
| Nov 10 | at AFA | 12 | 67 | 1 | 24 | 1 | 4 | 0 | 4 |
| Nov 16 | BSU | 7 | 23 | 1 | 8 | 0 | 0 | 0 | 0 |
| Nov 24 | WYO | 1 | 3 | 0 | 3 | 0 | 0 | 0 | 0 |
| TOTAL | | 43 | 185 | 2 | 24 | 3 | 31 | 0 | 24 |

2019

| Date | Opponent | Rush | Yds | TD | LG | Rec | Yds | TD | LG |
|---------|------------|------|-----|----|----|-----|-----|----|----|
| Aug 31 | SHSU | 1 | -1 | 0 | 0 | 0 | 0 | 0 | 0 |
| Sept 14 | at ND | 3 | 19 | 0 | 15 | 1 | 0 | 0 | 0 |
| Sept 21 | NMSU | 3 | 14 | 1 | 10 | 0 | 0 | 0 | 0 |
| Sept 28 | at LIBERTY | 3 | 5 | 0 | 3 | 1 | 0 | 0 | 0 |
| Oct 4 | at SJSU | 0 | 0 | 0 | 0 | 0 | 0 | 0 | 0 |
| Oct 11 | CSU | 2 | 8 | 0 | 6 | 0 | 0 | 0 | 0 |
| Oct 19 | at WYO | 0 | 0 | 0 | 0 | 0 | 0 | 0 | 0 |
| Oct 26 | HAW | 0 | 0 | 0 | 0 | 1 | 6 | 0 | 6 |
| Nov 2 | at NEV | 1 | 3 | 0 | 3 | 1 | 5 | 0 | 5 |
| Nov 16 | at BSU | 4 | 5 | 0 | 5 | 0 | 0 | 0 | 0 |
| Nov 23 | AFA | | | | | | | | |
| Nov 30 | USU | | | | | | | | |
| TOTAL | | 17 | 53 | 1 | 15 | 4 | 11 | 0 | 6 |
| CAREER | | 64 | 240 | 3 | 24 | 7 | 42 | 0 | 24 |

RB - #24 Kentrail Moran

2017

| Date | Opponent | Rush | Yds | TD | LG | Rec | Yds | TD | LG |
|--------------|----------|-----------|-----------|----------|--------------|----------|----------|----------|----------|
| Sept 2 | ACU | 3 | 13 | 0 | 10 | 0 | 0 | 0 | 0 |
| Sept 9 | NMSU | | | | Did Not Play | | | | |
| Sept 14 | at BSU | | | | Did Not Play | | | | |
| Sept 23 | at Tulsa | | | | Did Not Play | | | | |
| Sept 30 | AFA | | | | Did Not Play | | | | |
| Oct 14 | at FS | 1 | -1 | 0 | 0 | 0 | 0 | 0 | 0 |
| Oct 20 | CSU | | | | Did Not Play | | | | |
| Oct 28 | at WYO | 4 | 6 | 0 | 2 | 0 | 0 | 0 | 0 |
| Nov 4 | USU | 1 | 1 | 0 | 1 | 0 | 0 | 0 | 0 |
| Nov 11 | TA&M | 1 | 3 | 0 | 3 | 0 | 0 | 0 | 0 |
| Nov 17 | UNLV | | | | Did Not Play | | | | |
| Nov 24 | at SDSU | 4 | 10 | 0 | 4 | 0 | 0 | 0 | 0 |
| TOTAL | | 14 | 32 | 0 | 10 | 0 | 0 | 0 | 0 |

2018

| Date | Opponent | Rush | Yds | TD | LG | Rec | Yds | TD | LG |
|--------------|----------|----------|----------|----------|--------------|----------|----------|----------|----------|
| Sept 1 | UIW | | | | Did Not Play | | | | |
| Sept 8 | at WISC | | | | Did Not Play | | | | |
| Sept 15 | at NMSU | | | | Did Not Play | | | | |
| Sept 29 | LIBERTY | | | | Did Not Play | | | | |
| Oct 6 | at UNLV | | | | Did Not Play | | | | |
| Oct 13 | at CSU | | | | Did Not Play | | | | |
| Oct 20 | FS | | | | Did Not Play | | | | |
| Oct 27 | at USU | | | | Did Not Play | | | | |
| Nov 3 | SDSU | | | | Did Not Play | | | | |
| Nov 10 | at AFA | | | | Did Not Play | | | | |
| Nov 16 | BSU | | | | Did Not Play | | | | |
| Nov 24 | WYO | | | | Did Not Play | | | | |
| TOTAL | | 0 | 0 | 0 | 0 | 0 | 0 | 0 | 0 |

2019

| Date | Opponent | Rush | Yds | TD | LG | Rec | Yds | TD | LG |
|---------------|------------|-----------|-----------|----------|--------------|----------|----------|----------|----------|
| Aug 31 | SHSU | | | | Did Not Play | | | | |
| Sept 14 | at ND | 5 | 16 | 0 | 8 | 0 | 0 | 0 | 0 |
| Sept 21 | NMSU | | | | Did Not Play | | | | |
| Sept 28 | at LIBERTY | | | | Did Not Play | | | | |
| Oct 4 | at SJSU | | | | Did Not Play | | | | |
| Oct 11 | CSU | 3 | 7 | 2 | 4 | 0 | 0 | 0 | 0 |
| Oct 19 | at WYO | 1 | 5 | 0 | 5 | 0 | 0 | 0 | 0 |
| Oct 26 | HAW | 1 | 5 | 0 | 5 | 0 | 0 | 0 | 0 |
| Nov 2 | at NEV | | | | Did Not Play | | | | |
| Nov 16 | at BSU | 10 | 30 | 0 | 9 | 0 | 0 | 0 | 0 |
| Nov 23 | AFA | | | | Did Not Play | | | | |
| Nov 30 | USU | | | | Did Not Play | | | | |
| TOTAL | | 20 | 63 | 2 | 9 | 0 | 0 | 0 | 0 |
| CAREER | | 34 | 95 | 2 | 10 | 0 | 0 | 0 | 0 |

RB - #28 Ahmari Davis

2018

| Date | Opponent | Rush | Yds | TD | LG | Rec | Yds | TD | LG |
|--------------|----------|-----------|------------|----------|--------------|----------|-----------|----------|----------|
| Sept 1 | UIW | 7 | 39 | 0 | 15 | 1 | -2 | 0 | 0 |
| Sept 8 | at WISC | 1 | 3 | 0 | 3 | 0 | 0 | 0 | 0 |
| Sept 15 | at NMSU | 21 | 74 | 4 | 16 | 0 | 0 | 0 | 0 |
| Sept 29 | LIBERTY | 9 | 18 | 0 | 5 | 0 | 0 | 0 | 0 |
| Oct 6 | at UNLV | 9 | 20 | 0 | 10 | 0 | 0 | 0 | 0 |
| Oct 13 | at CSU | 0 | 0 | 0 | 0 | 0 | 0 | 0 | 0 |
| Oct 20 | FS | 2 | 20 | 0 | 10 | 0 | 0 | 0 | 0 |
| Oct 27 | at USU | 2 | 11 | 0 | 9 | 0 | 0 | 0 | 0 |
| Nov 3 | SDSU | | | | Did Not Play | | | | |
| Nov 10 | at AFA | | | | Did Not Play | | | | |
| Nov 16 | BSU | | | | Did Not Play | | | | |
| Nov 24 | WYO | | | | Did Not Play | | | | |
| TOTAL | | 51 | 185 | 4 | 16 | 1 | -2 | 0 | 0 |

2019

| Date | Opponent | Rush | Yds | TD | LG | Rec | Yds | TD | LG |
|---------------|------------|------------|-------------|-----------|--------------|----------|-----------|----------|-----------|
| Aug 31 | SHSU | 16 | 107 | 2 | 53 | 2 | 58 | 0 | 51 |
| Sept 14 | at ND | 9 | 22 | 0 | 7 | 0 | 0 | 0 | 0 |
| Sept 21 | NMSU | 28 | 133 | 2 | 23 | 0 | 0 | 0 | 0 |
| Sept 28 | at LIBERTY | 18 | 99 | 0 | 35 | 0 | 0 | 0 | 0 |
| Oct 4 | at SJSU | 22 | 96 | 0 | 13 | 1 | 5 | 0 | 5 |
| Oct 11 | CSU | | | | Did Not Play | | | | |
| Oct 19 | at WYO | 14 | 86 | 0 | 40 | 0 | 0 | 0 | 0 |
| Oct 26 | HAW | 16 | 200 | 2 | 67 | 0 | 0 | 0 | 0 |
| Nov 2 | at NEV | 15 | 80 | 1 | 19 | 0 | 0 | 0 | 0 |
| Nov 16 | at BSU | 2 | 9 | 0 | 6 | 0 | 0 | 0 | 0 |
| Nov 23 | AFA | | | | Did Not Play | | | | |
| Nov 30 | USU | | | | Did Not Play | | | | |
| TOTAL | | 140 | 831 | 7 | 67 | 3 | 63 | 0 | 51 |
| CAREER | | 191 | 1017 | 11 | 67 | 4 | 61 | 0 | 51 |

RB - #32 Micah Gray

2018

| Date | Opponent | Rush | Yds | TD | LG | Rec | Yds | TD | LG |
|--------------|----------|----------|-----------|----------|--------------|----------|----------|----------|----------|
| Sept 1 | UIW | 7 | 23 | 0 | 6 | 0 | 0 | 0 | 0 |
| Sept 8 | at WISC | 0 | 0 | 0 | 0 | 0 | 0 | 0 | 0 |
| Sept 15 | at NMSU | 0 | 0 | 0 | 0 | 0 | 0 | 0 | 0 |
| Sept 29 | LIBERTY | 0 | 0 | 0 | 0 | 0 | 0 | 0 | 0 |
| Oct 6 | at UNLV | 0 | 0 | 0 | 0 | 0 | 0 | 0 | 0 |
| Oct 13 | at CSU | | | | Did Not Play | | | | |
| Oct 20 | FS | 0 | 0 | 0 | 0 | 0 | 0 | 0 | 0 |
| Oct 27 | at USU | 0 | 0 | 0 | 0 | 0 | 0 | 0 | 0 |
| Nov 3 | SDSU | 0 | 0 | 0 | 0 | 0 | 0 | 0 | 0 |
| Nov 10 | at AFA | 0 | 0 | 0 | 0 | 0 | 0 | 0 | 0 |
| Nov 16 | BSU | 0 | 0 | 0 | 0 | 0 | 0 | 0 | 0 |
| Nov 24 | WYO | | | | Did Not Play | | | | |
| TOTAL | | 7 | 23 | 0 | 6 | 0 | 0 | 0 | 0 |

2019

| Date | Opponent | Rush | Yds | TD | LG | Rec | Yds | TD | LG |
|---------------|------------|-----------|-----------|----------|--------------|----------|----------|----------|----------|
| Aug 31 | SHSU | 0 | 0 | 0 | 0 | 0 | 0 | 0 | 0 |
| Sept 14 | at ND | 0 | 0 | 0 | 0 | 0 | 0 | 0 | 0 |
| Sept 21 | NMSU | 0 | 0 | 0 | 0 | 0 | 0 | 0 | 0 |
| Sept 28 | at LIBERTY | 0 | 0 | 0 | 0 | 0 | 0 | 0 | 0 |
| Oct 4 | at SJSU | 0 | 0 | 0 | 0 | 0 | 0 | 0 | 0 |
| Oct 11 | CSU | 0 | 0 | 0 | 0 | 0 | 0 | 0 | 0 |
| Oct 19 | at WYO | 0 | 0 | 0 | 0 | 0 | 0 | 0 | 0 |
| Oct 26 | HAW | 0 | 0 | 0 | 0 | 0 | 0 | 0 | 0 |
| Nov 2 | at NEV | 0 | 0 | 0 | 0 | 0 | 0 | 0 | 0 |
| Nov 16 | at BSU | 4 | 20 | 1 | 13 | 0 | 0 | 0 | 0 |
| Nov 23 | AFA | | | | Did Not Play | | | | |
| Nov 30 | USU | | | | Did Not Play | | | | |
| TOTAL | | 4 | 20 | 1 | 13 | 0 | 0 | 0 | 0 |
| CAREER | | 11 | 43 | 1 | 13 | 0 | 0 | 0 | 0 |

RB - #33 Javohn Jones

2016

| Date | Opponent | Rush | Yds | TD | LG | Rec | Yds | TD | LG |
|--------------|----------|----------|-----------|----------|--------------|----------|----------|----------|----------|
| Sept 1 | USD | 1 | -1 | 0 | 0 | 0 | 0 | 0 | 0 |
| Sept 10 | at NMSU | | | | Did Not Play | | | | |
| Sept 17 | at RU | | | | Did Not Play | | | | |
| Oct 1 | SJSU | | | | Did Not Play | | | | |
| Oct 7 | BSU | | | | Did Not Play | | | | |
| Oct 15 | vs. AFA | | | | Did Not Play | | | | |
| Oct 22 | ULM | 5 | 38 | 0 | 11 | 0 | 0 | 0 | 0 |
| Oct 29 | at UH | | | | Did Not Play | | | | |
| Nov 5 | NEV | | | | Did Not Play | | | | |
| Nov 12 | at USU | | | | Did Not Play | | | | |
| Nov 19 | at CSU | | | | Did Not Play | | | | |
| Nov 26 | WYO | | | | Did Not Play | | | | |
| Dec 17 | UTSA | | | | Did Not Play | | | | |
| TOTAL | | 6 | 37 | 0 | 11 | 0 | 0 | 0 | 0 |

2017

| Date | Opponent | Rush | Yds | TD | LG | Rec | Yds | TD | LG |
|--------------|----------|----------|----------|----------|--------------|----------|----------|----------|----------|
| Sept 2 | ACU | 0 | 0 | 0 | 0 | 0 | 0 | 0 | 0 |
| Sept 9 | NMSU | | | | Did Not Play | | | | |
| Sept 14 | at BSU | | | | Did Not Play | | | | |
| Sept 23 | at Tulsa | | | | Did Not Play | | | | |
| Sept 30 | AFA | | | | Did Not Play | | | | |
| Oct 14 | at FS | | | | Did Not Play | | | | |
| Oct 20 | CSU | | | | Did Not Play | | | | |
| Oct 28 | at WYO | | | | Did Not Play | | | | |
| Nov 4 | USU | | | | Did Not Play | | | | |
| Nov 11 | TA&M | 0 | 0 | 0 | 0 | 0 | 0 | 0 | 0 |
| Nov 17 | UNLV | | | | Did Not Play | | | | |
| Nov 24 | at SDSU | 0 | 0 | 0 | 0 | 0 | 0 | 0 | 0 |
| TOTAL | | 0 | 0 | 0 | 0 | 0 | 0 | 0 | 0 |

2018

| Date | Opponent | Rush | Yds | TD | LG | Rec | Yds | TD | LG |
|--------------|----------|----------|----------|----------|--------------|----------|----------|----------|----------|
| Sept 1 | UIW | | | | Did Not Play | | | | |
| Sept 8 | at WISC | | | | Did Not Play | | | | |
| Sept 15 | at NMSU | | | | Did Not Play | | | | |
| Sept 29 | LIBERTY | 0 | 0 | 0 | 0 | 0 | 0 | 0 | 0 |
| Oct 6 | at UNLV | 3 | 4 | 0 | 4 | 0 | 0 | 0 | 0 |
| Oct 13 | at CSU | 0 | 0 | 0 | 0 | 0 | 0 | 0 | 0 |
| Oct 20 | FS | 0 | 0 | 0 | 0 | 0 | 0 | 0 | 0 |
| Oct 27 | at USU | 0 | 0 | 0 | 0 | 0 | 0 | 0 | 0 |
| Nov 3 | SDSU | | | | Did Not Play | | | | |
| Nov 10 | at AFA | 0 | 0 | 0 | 0 | 0 | 0 | 0 | 0 |
| Nov 16 | BSU | 0 | 0 | 0 | 0 | 0 | 0 | 0 | 0 |
| Nov 24 | WYO | 0 | 0 | 0 | 0 | 0 | 0 | 0 | 0 |
| TOTAL | | 3 | 4 | 0 | 4 | 0 | 0 | 0 | 0 |

2019

| Date | Opponent | Rush | Yds | TD | LG | Rec | Yds | TD | LG |
|---------------|------------|-----------|-----------|----------|--------------|----------|----------|----------|----------|
| Aug 31 | SHSU | 3 | 11 | 0 | 9 | 0 | 0 | 0 | 0 |
| Sept 14 | at ND | 5 | 15 | 0 | 11 | 0 | 0 | 0 | 0 |
| Sept 21 | NMSU | | | | Did Not Play | | | | |
| Sept 28 | at LIBERTY | | | | Did Not Play | | | | |
| Oct 4 | at SJSU | 1 | 4 | 0 | 4 | 0 | 0 | 0 | 0 |
| Oct 11 | CSU | 0 | 0 | 0 | 0 | 1 | 3 | 0 | 3 |
| Oct 19 | at WYO | | | | Did Not Play | | | | |
| Oct 26 | HAW | | | | Did Not Play | | | | |
| Nov 2 | at NEV | | | | Did Not Play | | | | |
| Nov 16 | at BSU | | | | Did Not Play | | | | |
| Nov 23 | AFA | | | | Did Not Play | | | | |
| Nov 30 | USU | | | | Did Not Play | | | | |
| TOTAL | | 9 | 30 | 0 | 11 | 1 | 3 | 0 | 3 |
| CAREER | | 18 | 71 | 0 | 11 | 1 | 3 | 0 | 3 |

RB - #34 Bobby Cole

2018

| Date | Opponent | Rush | Yds | TD | LG | Rec | Yds | TD | LG |
|---------|----------|------|-----|----|--------------|-----|-----|----|----|
| Sept 1 | UIW | 0 | 0 | 0 | 0 | 0 | 0 | 0 | 0 |
| Sept 8 | at WISC | 0 | 0 | 0 | 0 | 0 | 0 | 0 | 0 |
| Sept 15 | at NMSU | | | | Did Not Play | | | | |
| Sept 29 | LIBERTY | | | | Did Not Play | | | | |
| Oct 6 | at UNLV | | | | Did Not Play | | | | |
| Oct 13 | at CSU | | | | Did Not Play | | | | |
| Oct 20 | FS | | | | Did Not Play | | | | |
| Oct 27 | at USU | | | | Did Not Play | | | | |
| Nov 3 | SDSU | | | | Did Not Play | | | | |
| Nov 10 | at AFA | | | | Did Not Play | | | | |
| Nov 16 | BSU | | | | Did Not Play | | | | |
| Nov 24 | WYO | | | | Did Not Play | | | | |
| TOTAL | | 0 | 0 | 0 | 0 | 0 | 0 | 0 | 0 |

WR - #7 Anselem Umeh

| Date | Opponent | Rush | Yds | TD | LG | Rec | Yds | TD | LG |
|--------------|----------|----------|----------|----------|--------------|----------|-----------|----------|-----------|
| Sept 2 | ACU | 0 | 0 | 0 | 0 | 0 | 0 | 0 | 0 |
| Sept 9 | NMSU | 0 | 0 | 0 | 0 | 0 | 0 | 0 | 0 |
| Sept 14 | at BSU | 0 | 0 | 0 | 0 | 1 | 14 | 1 | 14 |
| Sept 23 | at Tulsa | 0 | 0 | 0 | 0 | 0 | 0 | 0 | 0 |
| Sept 30 | AFA | 0 | 0 | 0 | 0 | 0 | 0 | 0 | 0 |
| Oct 14 | at FS | 0 | 0 | 0 | 0 | 2 | 45 | 0 | 23 |
| Oct 20 | CSU | | | | Did Not Play | | | | |
| Oct 28 | at WYO | | | | Did Not Play | | | | |
| Nov 4 | USU | 0 | 0 | 0 | 0 | 0 | 0 | 0 | 0 |
| Nov 11 | TA&M | 0 | 0 | 0 | 0 | 0 | 0 | 0 | 0 |
| Nov 17 | UNLV | 0 | 0 | 0 | 0 | 0 | 0 | 0 | 0 |
| Nov 24 | at SDSU | 0 | 0 | 0 | 0 | 0 | 0 | 0 | 0 |
| TOTAL | | 0 | 0 | 0 | 0 | 3 | 59 | 1 | 23 |

2018

| Date | Opponent | Rush | Yds | TD | LG | Rec | Yds | TD | LG |
|--------------|----------|----------|----------|----------|--------------|-----------|------------|----------|-----------|
| Sept 1 | UIW | 0 | 0 | 0 | 0 | 2 | 37 | 0 | 37 |
| Sept 8 | at WISC | 0 | 0 | 0 | 0 | 2 | 20 | 0 | 11 |
| Sept 15 | at NMSU | 0 | 0 | 0 | 0 | 2 | 28 | 0 | 22 |
| Sept 29 | LIBERTY | 0 | 0 | 0 | 0 | 1 | 6 | 0 | 6 |
| Oct 6 | at UNLV | 0 | 0 | 0 | 0 | 1 | 26 | 1 | 26 |
| Oct 13 | at CSU | 0 | 0 | 0 | 0 | 2 | 66 | 0 | 52 |
| Oct 20 | FS | 0 | 0 | 0 | 0 | 2 | 44 | 0 | 26 |
| Oct 27 | at USU | | | | Did Not Play | | | | |
| Nov 3 | SDSU | 0 | 0 | 0 | 0 | 1 | 12 | 1 | 12 |
| Nov 10 | at AFA | 0 | 0 | 0 | 0 | 3 | 77 | 0 | 56 |
| Nov 16 | BSU | 0 | 0 | 0 | 0 | 0 | 0 | 0 | 0 |
| Nov 24 | WYO | 0 | 0 | 0 | 0 | 0 | 0 | 0 | 0 |
| TOTAL | | 0 | 0 | 0 | 0 | 16 | 316 | 2 | 56 |

2019

| Date | Opponent | Rush | Yds | TD | LG | Rec | Yds | TD | LG |
|---------------|------------|----------|----------|----------|--------------|-----------|------------|----------|-----------|
| Aug 31 | SHSU | 0 | 0 | 0 | 0 | 1 | 9 | 0 | 9 |
| Sept 14 | at ND | 0 | 0 | 0 | 0 | 0 | 0 | 0 | 0 |
| Sept 21 | NMSU | 0 | 0 | 0 | 0 | 3 | 42 | 0 | 17 |
| Sept 28 | at LIBERTY | 0 | 0 | 0 | 0 | 0 | 0 | 0 | 0 |
| Oct 4 | at SJSU | 0 | 0 | 0 | 0 | 1 | 5 | 0 | 5 |
| Oct 11 | CSU | | | | Did Not Play | | | | |
| Oct 19 | at WYO | 0 | 0 | 0 | 0 | 1 | 8 | 0 | 8 |
| Oct 26 | HAW | 0 | 0 | 0 | 0 | 6 | 92 | 0 | 40 |
| Nov 2 | at NEV | 0 | 0 | 0 | 0 | 4 | 64 | 0 | 30 |
| Nov 16 | at BSU | 0 | 0 | 0 | 0 | 3 | 31 | 0 | 11 |
| Nov 23 | AFA | | | | | | | | |
| Nov 30 | USU | | | | | | | | |
| TOTAL | | 0 | 0 | 0 | 0 | 19 | 251 | 0 | 40 |
| CAREER | | 0 | 0 | 0 | 0 | 38 | 626 | 3 | 56 |

WR - #9 Jordan Kress

| Date | Opponent | Rush | Yds | TD | LG | Rec | Yds | TD | LG |
|--------------|------------|----------|----------|----------|----------|-----------|------------|----------|-----------|
| Aug 31 | SHSU | 0 | 0 | 0 | 0 | 1 | 47 | 0 | 47 |
| Sept 14 | at ND | 0 | 0 | 0 | 0 | 0 | 0 | 0 | 0 |
| Sept 21 | NMSU | 0 | 0 | 0 | 0 | 3 | 122 | 2 | 55 |
| Sept 28 | at LIBERTY | 0 | 0 | 0 | 0 | 0 | 0 | 0 | 0 |
| Oct 4 | at SJSU | 0 | 0 | 0 | 0 | 2 | 46 | 1 | 34 |
| Oct 11 | CSU | 0 | 0 | 0 | 0 | 0 | 0 | 0 | 0 |
| Oct 19 | at WYO | 0 | 0 | 0 | 0 | 4 | 94 | 0 | 28 |
| Oct 26 | HAW | 0 | 0 | 0 | 0 | 4 | 100 | 1 | 59 |
| Nov 2 | at NEV | 0 | 0 | 0 | 0 | 4 | 40 | 0 | 26 |
| Nov 16 | at BSU | 0 | 0 | 0 | 0 | 4 | 41 | 0 | 26 |
| Nov 23 | AFA | | | | | | | | |
| Nov 30 | USU | | | | | | | | |
| TOTAL | | 0 | 0 | 0 | 0 | 22 | 490 | 4 | 59 |

WR - #11 Cedric Patterson III

| Date | Opponent | Rush | Yds | TD | LG | Rec | Yds | TD | LG |
|--------------|----------|----------|----------|----------|--------------|----------|----------|----------|----------|
| Sept 1 | UIW | | | | Did Not Play | | | | |
| Sept 8 | at WISC | | | | Did Not Play | | | | |
| Sept 15 | at NMSU | | | | Did Not Play | | | | |
| Sept 29 | LIBERTY | | | | Did Not Play | | | | |
| Oct 6 | at UNLV | | | | Did Not Play | | | | |
| Oct 13 | at CSU | | | | Did Not Play | | | | |
| Oct 20 | FS | | | | Did Not Play | | | | |
| Oct 27 | at USU | 0 | 0 | 0 | 0 | 0 | 0 | 0 | 0 |
| Nov 3 | SDSU | | | | Did Not Play | | | | |
| Nov 10 | at AFA | 0 | 0 | 0 | 0 | 0 | 0 | 0 | 0 |
| Nov 16 | BSU | | | | Did Not Play | | | | |
| Nov 24 | WYO | 0 | 0 | 0 | 0 | 0 | 0 | 0 | 0 |
| TOTAL | | 0 | 0 | 0 | 0 | 0 | 0 | 0 | 0 |

2019

| Date | Opponent | Rush | Yds | TD | LG | Rec | Yds | TD | LG |
|---------------|------------|----------|----------|----------|----------|----------|------------|----------|-----------|
| Aug 31 | SHSU | 0 | 0 | 0 | 0 | 0 | 0 | 0 | 0 |
| Sept 14 | at ND | 0 | 0 | 0 | 0 | 0 | 0 | 0 | 0 |
| Sept 21 | NMSU | 0 | 0 | 0 | 0 | 2 | 72 | 1 | 62 |
| Sept 28 | at LIBERTY | 0 | 0 | 0 | 0 | 1 | 22 | 0 | 22 |
| Oct 4 | at SJSU | 0 | 0 | 0 | 0 | 1 | 38 | 1 | 38 |
| Oct 11 | CSU | 0 | 0 | 0 | 0 | 0 | 0 | 0 | 0 |
| Oct 19 | at WYO | 0 | 0 | 0 | 0 | 0 | 0 | 0 | 0 |
| Oct 26 | HAW | 0 | 0 | 0 | 0 | 1 | 7 | 0 | 7 |
| Nov 2 | at NEV | 0 | 0 | 0 | 0 | 0 | 0 | 0 | 0 |
| Nov 16 | at BSU | 0 | 0 | 0 | 0 | 0 | 0 | 0 | 0 |
| Nov 23 | AFA | | | | | | | | |
| Nov 30 | USU | | | | | | | | |
| TOTAL | | 0 | 0 | 0 | 0 | 5 | 139 | 2 | 62 |
| CAREER | | 0 | 0 | 0 | 0 | 5 | 139 | 2 | 62 |

WR - #13 Aaron Molina

| Date | Opponent | Rush | Yds | TD | LG | Rec | Yds | TD | LG |
|--------------|----------|----------|----------|----------|--------------|----------|-----------|----------|-----------|
| Sept 2 | ACU | 0 | 0 | 0 | 0 | 0 | 0 | 0 | 0 |
| Sept 9 | NMSU | 0 | 0 | 0 | 0 | 0 | 0 | 0 | 0 |
| Sept 14 | at BSU | | | | Did Not Play | | | | |
| Sept 23 | at Tulsa | | | | Did Not Play | | | | |
| Sept 30 | AFA | | | | Did Not Play | | | | |
| Oct 14 | at FS | 0 | 0 | 0 | 0 | 1 | 8 | 0 | 8 |
| Oct 20 | CSU | 0 | 0 | 0 | 0 | 1 | 12 | 1 | 12 |
| Oct 28 | at WYO | 0 | 0 | 0 | 0 | 0 | 0 | 0 | 0 |
| Nov 4 | USU | 0 | 0 | 0 | 0 | 0 | 0 | 0 | 0 |
| Nov 11 | TA&M | 0 | 0 | 0 | 0 | 0 | 0 | 0 | 0 |
| Nov 17 | UNLV | 0 | 0 | 0 | 0 | 0 | 0 | 0 | 0 |
| Nov 24 | at SDSU | 0 | 0 | 0 | 0 | 0 | 0 | 0 | 0 |
| TOTAL | | 0 | 0 | 0 | 0 | 2 | 20 | 1 | 12 |

2018

| Date | Opponent | Rush | Yds | TD | LG | Rec | Yds | TD | LG |
|--------------|----------|----------|----------|----------|--------------|----------|-----------|----------|-----------|
| Sept 1 | UIW | | | | Did Not Play | | | | |
| Sept 8 | at WISC | 0 | 0 | 0 | 0 | 0 | 0 | 0 | 0 |
| Sept 15 | at NMSU | 0 | 0 | 0 | 0 | 0 | 0 | 0 | 0 |
| Sept 29 | LIBERTY | | | | Did Not Play | | | | |
| Oct 6 | at UNLV | | | | Did Not Play | | | | |
| Oct 13 | at CSU | | | | Did Not Play | | | | |
| Oct 20 | FS | | | | Did Not Play | | | | |
| Oct 27 | at USU | 0 | 0 | 0 | 0 | 3 | 49 | 0 | 31 |
| Nov 3 | SDSU | | | | Did Not Play | | | | |
| Nov 10 | at AFA | | | | Did Not Play | | | | |
| Nov 16 | BSU | 0 | 0 | 0 | 0 | 1 | 15 | 0 | 15 |
| Nov 24 | WYO | | | | | | | | |
| TOTAL | | 0 | 0 | 0 | 0 | 4 | 64 | 0 | 31 |

2019

| Date | Opponent | Rush | Yds | TD | LG | Rec | Yds | TD | LG |
|---------------|------------|----------|----------|----------|--------------|-----------|------------|----------|-----------|
| Aug 31 | SHSU | 0 | 0 | 0 | 0 | 3 | 40 | 0 | 17 |
| Sept 14 | at ND | 0 | 0 | 0 | 0 | 2 | 79 | 0 | 41 |
| Sept 21 | NMSU | 0 | 0 | 0 | 0 | 0 | 0 | 0 | 0 |
| Sept 28 | at LIBERTY | 0 | 0 | 0 | 0 | 2 | 28 | 1 | 14 |
| Oct 4 | at SJSU | 0 | 0 | 0 | 0 | 0 | 0 | 0 | 0 |
| Oct 11 | CSU | 0 | 0 | 0 | 0 | 1 | 20 | 0 | 20 |
| Oct 19 | at WYO | 0 | 0 | 0 | 0 | 3 | 35 | 1 | 21 |
| Oct 26 | HAW | 0 | 0 | 0 | 0 | 0 | 0 | 0 | 0 |
| Nov 2 | at NEV | | | | Did Not Play | | | | |
| Nov 16 | at BSU | | | | Did Not Play | | | | |
| Nov 23 | AFA | | | | | | | | |
| Nov 30 | USU | | | | | | | | |
| TOTAL | | 0 | 0 | 0 | 0 | 11 | 202 | 2 | 41 |
| CAREER | | 0 | 0 | 0 | 0 | 17 | 286 | 3 | 41 |

WR - #15 Q' Drennan

| Date | Opponent | Rush | Yds | TD | LG | Rec | Yds | TD | LG |
|--------------|----------|----------|-----------|----------|-----------|-----------|------------|----------|-----------|
| Sept 1 | USD | 0 | 0 | 0 | 0 | 1 | 26 | 1 | 26 |
| Sept 10 | at NMSU | 0 | 0 | 0 | 0 | 0 | 0 | 0 | 0 |
| Sept 17 | at RU | 0 | 0 | 0 | 0 | 3 | 23 | 0 | 11 |
| Oct 1 | SJSU | 1 | 10 | 0 | 10 | 0 | 0 | 0 | 0 |
| Oct 7 | BSU | 0 | 0 | 0 | 0 | 1 | 11 | 0 | 11 |
| Oct 15 | vs. AFA | 0 | 0 | 0 | 0 | 2 | 58 | 1 | 45 |
| Oct 22 | ULM | 0 | 0 | 0 | 0 | 1 | 39 | 0 | 39 |
| Oct 29 | at UH | 0 | 0 | 0 | 0 | 0 | 0 | 0 | 0 |
| Nov 5 | NEV | 0 | 0 | 0 | 0 | 0 | 0 | 0 | 0 |
| Nov 12 | at USU | 0 | 0 | 0 | 0 | 2 | 78 | 0 | 41 |
| Nov 19 | at CSU | 0 | 0 | 0 | 0 | 0 | 0 | 0 | 0 |
| Nov 26 | WYO | 0 | 0 | 0 | 0 | 1 | 49 | 1 | 49 |
| Dec 17 | UTSA | 0 | 0 | 0 | 0 | 0 | 0 | 0 | 0 |
| TOTAL | | 1 | 10 | 0 | 10 | 11 | 284 | 3 | 49 |

2017

| Date | Opponent | Rush | Yds | TD | LG | Rec | Yds | TD | LG |
|--------------|----------|----------|----------|----------|----------|----------|------------|----------|-----------|
| Sept 2 | ACU | 0 | 0 | 0 | 0 | 1 | 42 | 0 | 42 |
| Sept 9 | NMSU | 0 | 0 | 0 | 0 | 0 | 0 | 0 | 0 |
| Sept 14 | at BSU | 0 | 0 | 0 | 0 | 0 | 0 | 0 | 0 |
| Sept 23 | at Tulsa | 0 | 0 | 0 | 0 | 1 | 6 | 0 | 6 |
| Sept 30 | AFA | 0 | 0 | 0 | 0 | 0 | 0 | 0 | 0 |
| Oct 14 | at FS | 0 | 0 | 0 | 0 | 2 | 49 | 0 | 36 |
| Oct 20 | CSU | 0 | 0 | 0 | 0 | 2 | 63 | 0 | 47 |
| Oct 28 | at WYO | 0 | 0 | 0 | 0 | 1 | 4 | 0 | 4 |
| Nov 4 | USU | 0 | 0 | 0 | 0 | 1 | 19 | 0 | 19 |
| Nov 11 | TA&M | 0 | 0 | 0 | 0 | 0 | 0 | 0 | 0 |
| Nov 17 | UNLV | 0 | 0 | 0 | 0 | 0 | 0 | 0 | 0 |
| Nov 24 | at SDSU | 0 | 0 | 0 | 0 | 1 | -1 | 0 | 0 |
| TOTAL | | 0 | 0 | 0 | 0 | 9 | 185 | 0 | 47 |

2018

| Date | Opponent | Rush | Yds | TD | LG | Rec | Yds | TD | LG |
|---------|----------|------|-----|----|--------------|-----|-----|----|----|
| Sept 1 | UIW | 0 | 0 | 0 | 0 | 1 | 40 | 0 | 40 |
| Sept 8 | at WISC | | | | Did Not Play | | | | |
| Sept 15 | at NMSU | | | | Did Not Play | | | | |
| Sept 29 | LIBERTY | | | | Did Not Play | | | | |
| Oct 6 | at UNLV | | | | Did Not Play | | | | |
| Oct 13 | at CSU | | | | Did Not Play | | | | |
| Oct 20 | FS | | | | Did Not Play | | | | |
| Oct 27 | at USU | | | | Did Not Play | | | | |
| Nov 3 | SDSU | | | | Did Not Play | | | | |
| Nov 10 | at AFA | | | | Did Not Play | | | | |
| Nov 16 | BSU | | | | Did Not Play | | | | |
| Nov 24 | WYO | | | | Did Not Play | | | | |
| TOTAL | | 0 | 0 | 0 | 0 | 1 | 40 | 0 | 40 |

WR - #19 Thomas Vieira

2017

| Date | Opponent | Rush | Yds | TD | LG | Rec | Yds | TD | LG |
|--------------|----------|----------|----------|----------|----------|--------------|----------|----------|----------|
| Sept 2 | ACU | | | | | Did Not Play | | | |
| Sept 9 | NMSU | | | | | Did Not Play | | | |
| Sept 14 | at BSU | | | | | Did Not Play | | | |
| Sept 23 | at Tulsa | | | | | Did Not Play | | | |
| Sept 30 | AFA | | | | | Did Not Play | | | |
| Oct 14 | at FS | | | | | Did Not Play | | | |
| Oct 20 | CSU | | | | | Did Not Play | | | |
| Oct 28 | at WYO | | | | | Did Not Play | | | |
| Nov 4 | USU | 0 | 0 | 0 | 0 | 0 | 0 | 0 | 0 |
| Nov 11 | TA&M | 0 | 0 | 0 | 0 | 0 | 0 | 0 | 0 |
| Nov 17 | UNLV | 0 | 0 | 0 | 0 | 0 | 0 | 0 | 0 |
| Nov 24 | at SDSU | 0 | 0 | 0 | 0 | 0 | 0 | 0 | 0 |
| TOTAL | | 0 | 0 | 0 | 0 | 0 | 0 | 0 | 0 |

2018

| Date | Opponent | Rush | Yds | TD | LG | Rec | Yds | TD | LG |
|--------------|----------|----------|----------|----------|----------|----------|----------|----------|----------|
| Sept 1 | UIW | 0 | 0 | 0 | 0 | 0 | 0 | 0 | 0 |
| Sept 8 | at WISC | 0 | 0 | 0 | 0 | 0 | 0 | 0 | 0 |
| Sept 15 | at NMSU | 0 | 0 | 0 | 0 | 0 | 0 | 0 | 0 |
| Sept 29 | LIBERTY | 0 | 0 | 0 | 0 | 0 | 0 | 0 | 0 |
| Oct 6 | at UNLV | 0 | 0 | 0 | 0 | 0 | 0 | 0 | 0 |
| Oct 13 | at CSU | 0 | 0 | 0 | 0 | 0 | 0 | 0 | 0 |
| Oct 20 | FS | 0 | 0 | 0 | 0 | 0 | 0 | 0 | 0 |
| Oct 27 | at USU | 0 | 0 | 0 | 0 | 0 | 0 | 0 | 0 |
| Nov 3 | SDSU | 0 | 0 | 0 | 0 | 0 | 0 | 0 | 0 |
| Nov 10 | at AFA | 0 | 0 | 0 | 0 | 0 | 0 | 0 | 0 |
| Nov 16 | BSU | 0 | 0 | 0 | 0 | 0 | 0 | 0 | 0 |
| Nov 24 | WYO | 0 | 0 | 0 | 0 | 0 | 0 | 0 | 0 |
| TOTAL | | 0 | 0 | 0 | 0 | 0 | 0 | 0 | 0 |

2019

| Date | Opponent | Rush | Yds | TD | LG | Rec | Yds | TD | LG |
|---------------|------------|----------|----------|----------|----------|----------|-----------|----------|-----------|
| Aug 31 | SHSU | 0 | 0 | 0 | 0 | 0 | 0 | 0 | 0 |
| Sept 14 | at ND | 0 | 0 | 0 | 0 | 0 | 0 | 0 | 0 |
| Sept 21 | NMSU | 0 | 0 | 0 | 0 | 0 | 0 | 0 | 0 |
| Sept 28 | at LIBERTY | 0 | 0 | 0 | 0 | 0 | 0 | 0 | 0 |
| Oct 4 | at SJSU | 0 | 0 | 0 | 0 | 0 | 0 | 0 | 0 |
| Oct 11 | CSU | 0 | 0 | 0 | 0 | 0 | 0 | 0 | 0 |
| Oct 19 | at WYO | 1 | 4 | 0 | 4 | 1 | 11 | 0 | 11 |
| Oct 26 | HAW | 0 | 0 | 0 | 0 | 1 | 2 | 0 | 2 |
| Nov 2 | at NEV | 0 | 0 | 0 | 0 | 0 | 0 | 0 | 0 |
| Nov 16 | at BSU | 0 | 0 | 0 | 0 | 1 | 8 | 0 | 8 |
| Nov 23 | AFA | | | | | | | | |
| Nov 30 | USU | | | | | | | | |
| TOTAL | | 1 | 4 | 0 | 4 | 3 | 21 | 0 | 11 |
| CAREER | | 1 | 4 | 0 | 4 | 3 | 21 | 0 | 11 |

WR - #20 Reece Wilkinson

2019

| Date | Opponent | Rush | Yds | TD | LG | Rec | Yds | TD | LG |
|--------------|------------|----------|----------|----------|----------|--------------|----------|----------|----------|
| Aug 31 | SHSU | | | | | Did Not Play | | | |
| Sept 14 | at ND | | | | | Did Not Play | | | |
| Sept 21 | NMSU | | | | | Did Not Play | | | |
| Sept 28 | at LIBERTY | | | | | Did Not Play | | | |
| Oct 4 | at SJSU | | | | | Did Not Play | | | |
| Oct 11 | CSU | | | | | Did Not Play | | | |
| Oct 19 | at WYO | | | | | Did Not Play | | | |
| Oct 26 | HAW | | | | | Did Not Play | | | |
| Nov 2 | at NEV | | | | | Did Not Play | | | |
| Nov 16 | at BSU | | | | | Did Not Play | | | |
| Nov 23 | AFA | | | | | | | | |
| Nov 30 | USU | | | | | | | | |
| TOTAL | | 0 | 0 | 0 | 0 | 0 | 0 | 0 | 0 |

WR - #23 Jay Griffin IV

2017

| Date | Opponent | Rush | Yds | TD | LG | Rec | Yds | TD | LG |
|--------------|----------|-----------|------------|----------|-----------|-----------|------------|----------|-----------|
| Sept 2 | ACU | 0 | 0 | 0 | 0 | 2 | 36 | 1 | 37 |
| Sept 9 | NMSU | 1 | 61 | 1 | 61 | 5 | 95 | 1 | 20 |
| Sept 14 | at BSU | 1 | 7 | 0 | 7 | 0 | 0 | 0 | 0 |
| Sept 23 | at Tulsa | 1 | 20 | 0 | 20 | 1 | 3 | 0 | 3 |
| Sept 30 | AFA | 1 | 4 | 0 | 4 | 2 | 75 | 1 | 71 |
| Oct 14 | at FS | 3 | 7 | 0 | 3 | 2 | 13 | 0 | 5 |
| Oct 20 | CSU | 2 | 3 | 0 | 6 | 0 | 0 | 0 | 0 |
| Oct 28 | at WYO | 0 | 0 | 0 | 0 | 2 | 11 | 0 | 6 |
| Nov 4 | USU | 0 | 0 | 0 | 0 | 5 | 35 | 0 | 10 |
| Nov 11 | TA&M | 0 | 0 | 0 | 0 | 4 | 15 | 0 | 7 |
| Nov 17 | UNLV | 3 | 14 | 0 | 7 | 0 | 0 | 0 | 0 |
| Nov 24 | at SDSU | 1 | 0 | 0 | 0 | 6 | 110 | 1 | 62 |
| TOTAL | | 13 | 126 | 1 | 61 | 29 | 393 | 4 | 71 |

2018

| Date | Opponent | Rush | Yds | TD | LG | Rec | Yds | TD | LG |
|--------------|----------|----------|----------|----------|----------|-----------|------------|----------|-----------|
| Sept 1 | UIW | 0 | 0 | 0 | 0 | 2 | 43 | 0 | 34 |
| Sept 8 | at WISC | 0 | 0 | 0 | 0 | 3 | 34 | 0 | 15 |
| Sept 15 | at NMSU | 0 | 0 | 0 | 0 | 1 | 3 | 0 | 3 |
| Sept 29 | LIBERTY | 0 | 0 | 0 | 0 | 1 | 13 | 0 | 13 |
| Oct 6 | at UNLV | 1 | 9 | 0 | 9 | 3 | 30 | 0 | 13 |
| Oct 13 | at CSU | 0 | 0 | 0 | 0 | 1 | -1 | 0 | 0 |
| Oct 20 | FS | 0 | 0 | 0 | 0 | 2 | -1 | 0 | 3 |
| Oct 27 | at USU | 0 | 0 | 0 | 0 | 3 | 30 | 0 | 20 |
| Nov 3 | SDSU | 0 | 0 | 0 | 0 | 2 | 10 | 0 | 12 |
| Nov 10 | at AFA | 0 | 0 | 0 | 0 | 2 | 8 | 0 | 8 |
| Nov 16 | BSU | 0 | 0 | 0 | 0 | 1 | -1 | 0 | 0 |
| Nov 24 | WYO | 0 | 0 | 0 | 0 | 0 | 0 | 0 | 0 |
| TOTAL | | 1 | 9 | 0 | 9 | 19 | 168 | 0 | 34 |

2019

| Date | Opponent | Rush | Yds | TD | LG | Rec | Yds | TD | LG |
|---------------|------------|-----------|------------|----------|-----------|--------------|------------|----------|-----------|
| Aug 31 | SHSU | 1 | 2 | 0 | 2 | 2 | 36 | 0 | 25 |
| Sept 14 | at ND | 1 | 8 | 0 | 8 | 3 | 27 | 0 | 14 |
| Sept 21 | NMSU | 0 | 0 | 0 | 0 | 1 | -2 | 0 | 0 |
| Sept 28 | at LIBERTY | 1 | 2 | 0 | 2 | 2 | 28 | 0 | 14 |
| Oct 4 | at SJSU | 0 | 0 | 0 | 0 | 1 | 10 | 0 | 10 |
| Oct 11 | CSU | | | | | Did Not Play | | | |
| Oct 19 | at WYO | | | | | Did Not Play | | | |
| Oct 26 | HAW | 0 | 0 | 0 | 0 | 4 | 19 | 0 | 10 |
| Nov 2 | at NEV | | | | | Did Not Play | | | |
| Nov 16 | at BSU | | | | | Did Not Play | | | |
| Nov 23 | AFA | | | | | | | | |
| Nov 30 | USU | | | | | | | | |
| TOTAL | | 3 | 12 | 0 | 8 | 13 | 118 | 0 | 25 |
| CAREER | | 17 | 147 | 1 | 61 | 61 | 678 | 4 | 71 |

WR - #27 Nick Foster

2019

| Date | Opponent | Rush | Yds | TD | LG | Rec | Yds | TD | LG |
|--------------|------------|----------|----------|----------|----------|--------------|----------|----------|----------|
| Aug 31 | SHSU | | | | | Did Not Play | | | |
| Sept 14 | at ND | | | | | Did Not Play | | | |
| Sept 21 | NMSU | 0 | 0 | 0 | 0 | 0 | 0 | 0 | 0 |
| Sept 28 | at LIBERTY | | | | | Did Not Play | | | |
| Oct 4 | at SJSU | | | | | Did Not Play | | | |
| Oct 11 | CSU | | | | | Did Not Play | | | |
| Oct 19 | at WYO | | | | | Did Not Play | | | |
| Oct 26 | HAW | | | | | Did Not Play | | | |
| Nov 2 | at NEV | | | | | Did Not Play | | | |
| Nov 16 | at BSU | | | | | Did Not Play | | | |
| Nov 23 | AFA | | | | | | | | |
| Nov 30 | USU | | | | | | | | |
| TOTAL | | 0 | 0 | 0 | 0 | 0 | 0 | 0 | 0 |

WR - #80 Anu Somoye

2016

| Date | Opponent | Rush | Yds | TD | LG | Rec | Yds | TD | LG |
|--------------|----------|----------|----------|----------|----------|----------|-----------|----------|-----------|
| Sept 1 | USD | 0 | 0 | 0 | 0 | 0 | 0 | 0 | 0 |
| Sept 10 | at NMSU | 0 | 0 | 0 | 0 | 0 | 0 | 0 | 0 |
| Sept 17 | at RU | 0 | 0 | 0 | 0 | 1 | 25 | 0 | 25 |
| Oct 1 | SJSU | 0 | 0 | 0 | 0 | 0 | 0 | 0 | 0 |
| Oct 7 | BSU | 0 | 0 | 0 | 0 | 1 | 12 | 1 | 12 |
| Oct 15 | vs. AFA | 0 | 0 | 0 | 0 | 0 | 0 | 0 | 0 |
| Oct 22 | ULM | 0 | 0 | 0 | 0 | 0 | 0 | 0 | 0 |
| Oct 29 | at UH | 0 | 0 | 0 | 0 | 0 | 0 | 0 | 0 |
| Nov 5 | NEV | 0 | 0 | 0 | 0 | 0 | 0 | 0 | 0 |
| Nov 12 | at USU | 0 | 0 | 0 | 0 | 0 | 0 | 0 | 0 |
| Nov 19 | at CSU | 0 | 0 | 0 | 0 | 0 | 0 | 0 | 0 |
| Nov 26 | WYO | 0 | 0 | 0 | 0 | 0 | 0 | 0 | 0 |
| Dec 17 | UTSA | 0 | 0 | 0 | 0 | 0 | 0 | 0 | 0 |
| TOTAL | | 0 | 0 | 0 | 0 | 2 | 37 | 1 | 25 |

2017

| Date | Opponent | Rush | Yds | TD | LG | Rec | Yds | TD | LG |
|--------------|----------|----------|----------|----------|----------|--------------|----------|----------|----------|
| Sept 2 | ACU | 0 | 0 | 0 | 0 | 0 | 0 | 0 | 0 |
| Sept 9 | NMSU | 0 | 0 | 0 | 0 | 0 | 0 | 0 | 0 |
| Sept 14 | at BSU | 0 | 0 | 0 | 0 | 0 | 0 | 0 | 0 |
| Sept 23 | at Tulsa | | | | | Did Not Play | | | |
| Sept 30 | AFA | 0 | 0 | 0 | 0 | 0 | 0 | 0 | 0 |
| Oct 14 | at FS | 0 | 0 | 0 | 0 | 0 | 0 | 0 | 0 |
| Oct 20 | CSU | 0 | 0 | 0 | 0 | 0 | 0 | 0 | 0 |
| Oct 28 | at WYO | 0 | 0 | 0 | 0 | 0 | 0 | 0 | 0 |
| Nov 4 | USU | 0 | 0 | 0 | 0 | 0 | 0 | 0 | 0 |
| Nov 11 | TA&M | 0 | 0 | 0 | 0 | 0 | 0 | 0 | 0 |
| Nov 17 | UNLV | 0 | 0 | 0 | 0 | 0 | 0 | 0 | 0 |
| Nov 24 | at SDSU | 0 | 0 | 0 | 0 | 0 | 0 | 0 | 0 |
| TOTAL | | 0 | 0 | 0 | 0 | 0 | 0 | 0 | 0 |

2018

| Date | Opponent | Rush | Yds | TD | LG | Rec | Yds | TD | LG |
|--------------|----------|----------|----------|----------|----------|--------------|------------|----------|-----------|
| Sept 1 | UIW | 0 | 0 | 0 | 0 | 2 | 34 | 1 | 22 |
| Sept 8 | at WISC | 0 | 0 | 0 | 0 | 0 | 0 | 0 | 0 |
| Sept 15 | at NMSU | 0 | 0 | 0 | 0 | 0 | 0 | 0 | 0 |
| Sept 29 | LIBERTY | 0 | 0 | 0 | 0 | 2 | 36 | 0 | 31 |
| Oct 6 | at UNLV | 0 | 0 | 0 | 0 | 0 | 0 | 0 | 0 |
| Oct 13 | at CSU | 0 | 0 | 0 | 0 | 0 | 0 | 0 | 0 |
| Oct 20 | FS | 0 | 0 | 0 | 0 | 0 | 0 | 0 | 0 |
| Oct 27 | at USU | 0 | 0 | 0 | 0 | 2 | 15 | 0 | 8 |
| Nov 3 | SDSU | | | | | Did Not Play | | | |
| Nov 10 | at AFA | 0 | 0 | 0 | 0 | 0 | 0 | 0 | 0 |
| Nov 16 | BSU | 0 | 0 | 0 | 0 | 0 | 0 | 0 | 0 |
| Nov 24 | WYO | 0 | 0 | 0 | 0 | 1 | 19 | 0 | 19 |
| TOTAL | | 0 | 0 | 0 | 0 | 7 | 104 | 1 | 31 |

2019

| Date | Opponent | Rush | Yds | TD | LG | Rec | Yds | TD | LG |
|---------|------------|------|-----|----|----|-----|-----|----|----|
| Aug 31 | SHSU | 0 | 0 | 0 | 0 | 3 | 62 | 0 | 29 |
| Sept 14 | at ND | 0 | 0 | 0 | 0 | 0 | 0 | 0 | 0 |
| Sept 21 | NMSU | 0 | 0 | 0 | 0 | 1 | 5 | 0 | 5 |
| Sept 28 | at LIBERTY | 0 | 0 | 0 | 0 | 0 | 0 | 0 | 0 |
| Oct 4 | at SJSU | 0 | 0 | 0 | 0 | 0 | 0 | 0 | 0 |
| Oct 11 | CSU | 0 | 0 | 0 | 0 | 0 | 0 | 0 | 0 |
| Oct 19 | at WYO | 0 | 0 | 0 | 0 | 0 | 0 | 0 | 0 |
| Oct 26 | HAW | 0 | 0 | 0 | 0 | 1 | 9 | 1 | 9 |
| Nov 2 | at NEV | 0 | 0 | 0 | 0 | 0 | 0 | 0 | 0 |
| Nov 16 | at BSU | 0 | 0 | 0 | 0 | 0 | 0 | 0 | 0 |
| Nov 23 | AFA | | | | | | | | |
| Nov 30 | USU | | | | | | | | |
| TOTAL | | 0 | 0 | 0 | 0 | 5 | 76 | 1 | 29 |
| CAREER | | 0 | 0 | 0 | 0 | 14 | 217 | 3 | 31 |

| Date | Opponent | Rush | Yds | TD | LG | Rec | Yds | TD | LG |
|--------------|----------|----------|----------|----------|--------------|----------|----------|----------|----------|
| Sept 2 | ACU | 0 | 0 | 0 | 0 | 0 | 0 | 0 | 0 |
| Sept 9 | NMSU | | | | Did Not Play | | | | |
| Sept 14 | at BSU | 0 | 0 | 0 | 0 | 0 | 0 | 0 | 0 |
| Sept 23 | at Tulsa | 0 | 0 | 0 | 0 | 0 | 0 | 0 | 0 |
| Sept 30 | AFA | 0 | 0 | 0 | 0 | 0 | 0 | 0 | 0 |
| Oct 14 | at FS | 0 | 0 | 0 | 0 | 0 | 0 | 0 | 0 |
| Oct 20 | CSU | 0 | 0 | 0 | 0 | 0 | 0 | 0 | 0 |
| Oct 28 | at WYO | 0 | 0 | 0 | 0 | 0 | 0 | 0 | 0 |
| Nov 4 | USU | 0 | 0 | 0 | 0 | 0 | 0 | 0 | 0 |
| Nov 11 | TA&M | 0 | 0 | 0 | 0 | 0 | 0 | 0 | 0 |
| Nov 17 | UNLV | 0 | 0 | 0 | 0 | 0 | 0 | 0 | 0 |
| Nov 24 | at SDSU | 0 | 0 | 0 | 0 | 0 | 0 | 0 | 0 |
| TOTAL | | 0 | 0 | 0 | 0 | 0 | 0 | 0 | 0 |

| Date | Opponent | Rush | Yds | TD | LG | Rec | Yds | TD | LG |
|--------------|----------|----------|----------|----------|--------------|----------|----------|----------|----------|
| Sept 1 | UIW | 0 | 0 | 0 | 0 | 0 | 0 | 0 | 0 |
| Sept 8 | at WISC | 0 | 0 | 0 | 0 | 0 | 0 | 0 | 0 |
| Sept 15 | at NMSU | | | | Did Not Play | | | | |
| Sept 29 | LIBERTY | 0 | 0 | 0 | 0 | 0 | 0 | 0 | 0 |
| Oct 6 | at UNLV | 0 | 0 | 0 | 0 | 0 | 0 | 0 | 0 |
| Oct 13 | at CSU | 0 | 0 | 0 | 0 | 0 | 0 | 0 | 0 |
| Oct 20 | FS | 0 | 0 | 0 | 0 | 0 | 0 | 0 | 0 |
| Oct 27 | at USU | 0 | 0 | 0 | 0 | 0 | 0 | 0 | 0 |
| Nov 3 | SDSU | 0 | 0 | 0 | 0 | 0 | 0 | 0 | 0 |
| Nov 10 | at AFA | 0 | 0 | 0 | 0 | 0 | 0 | 0 | 0 |
| Nov 16 | BSU | 0 | 0 | 0 | 0 | 0 | 0 | 0 | 0 |
| Nov 24 | WYO | 0 | 0 | 0 | 0 | 0 | 0 | 0 | 0 |
| TOTAL | | 0 | 0 | 0 | 0 | 0 | 0 | 0 | 0 |

| Date | Opponent | Rush | Yds | TD | LG | Rec | Yds | TD | LG |
|---------------|------------|----------|----------|----------|----------|----------|----------|----------|----------|
| Aug 31 | SHSU | 0 | 0 | 0 | 0 | 0 | 0 | 0 | 0 |
| Sept 14 | at ND | 0 | 0 | 0 | 0 | 0 | 0 | 0 | 0 |
| Sept 21 | NMSU | 0 | 0 | 0 | 0 | 0 | 0 | 0 | 0 |
| Sept 28 | at LIBERTY | 0 | 0 | 0 | 0 | 0 | 0 | 0 | 0 |
| Oct 4 | at SJSU | 0 | 0 | 0 | 0 | 0 | 0 | 0 | 0 |
| Oct 11 | CSU | 0 | 0 | 0 | 0 | 0 | 0 | 0 | 0 |
| Oct 19 | at WYO | 0 | 0 | 0 | 0 | 0 | 0 | 0 | 0 |
| Oct 26 | HAW | 0 | 0 | 0 | 0 | 0 | 0 | 0 | 0 |
| Nov 2 | at NEV | 0 | 0 | 0 | 0 | 0 | 0 | 0 | 0 |
| Nov 16 | at BSU | 0 | 0 | 0 | 0 | 0 | 0 | 0 | 0 |
| Nov 23 | AFA | | | | | | | | |
| Nov 30 | USU | | | | | | | | |
| TOTAL | | 0 | 0 | 0 | 0 | 0 | 0 | 0 | 0 |
| CAREER | | 0 | 0 | 0 | 0 | 0 | 0 | 0 | 0 |

TE - #85 Kyle Jarvis

| Date | Opponent | Rush | Yds | TD | LG | Rec | Yds | TD | LG |
|--------------|------------|----------|----------|----------|----------|----------|----------|----------|----------|
| Aug 31 | SHSU | 0 | 0 | 0 | 0 | 0 | 0 | 0 | 0 |
| Sept 14 | at ND | 0 | 0 | 0 | 0 | 0 | 0 | 0 | 0 |
| Sept 21 | NMSU | 0 | 0 | 0 | 0 | 0 | 0 | 0 | 0 |
| Sept 28 | at LIBERTY | 0 | 0 | 0 | 0 | 0 | 0 | 0 | 0 |
| Oct 4 | at SJSU | 0 | 0 | 0 | 0 | 0 | 0 | 0 | 0 |
| Oct 11 | CSU | 0 | 0 | 0 | 0 | 0 | 0 | 0 | 0 |
| Oct 19 | at WYO | 0 | 0 | 0 | 0 | 0 | 0 | 0 | 0 |
| Oct 26 | HAW | 0 | 0 | 0 | 0 | 0 | 0 | 0 | 0 |
| Nov 2 | at NEV | 0 | 0 | 0 | 0 | 0 | 0 | 0 | 0 |
| Nov 16 | at BSU | 0 | 0 | 0 | 0 | 0 | 0 | 0 | 0 |
| Nov 23 | AFA | | | | | | | | |
| Nov 30 | USU | | | | | | | | |
| TOTAL | | 0 | 0 | 0 | 0 | 0 | 0 | 0 | 0 |

TE - #88 Marcus Williams

| Date | Opponent | Rush | Yds | TD | LG | Rec | Yds | TD | LG |
|--------------|----------|----------|----------|----------|----------|----------|-----------|----------|-----------|
| Sept 2 | ACU | 0 | 0 | 0 | 0 | 0 | 0 | 0 | 0 |
| Sept 9 | NMSU | 0 | 0 | 0 | 0 | 0 | 0 | 0 | 0 |
| Sept 14 | at BSU | 0 | 0 | 0 | 0 | 0 | 0 | 0 | 0 |
| Sept 23 | at Tulsa | 0 | 0 | 0 | 0 | 0 | 0 | 0 | 0 |
| Sept 30 | AFA | 0 | 0 | 0 | 0 | 0 | 0 | 0 | 0 |
| Oct 14 | at FS | 0 | 0 | 0 | 0 | 0 | 0 | 0 | 0 |
| Oct 20 | CSU | 0 | 0 | 0 | 0 | 1 | 27 | 0 | 27 |
| Oct 28 | at WYO | 0 | 0 | 0 | 0 | 0 | 0 | 0 | 0 |
| Nov 4 | USU | 0 | 0 | 0 | 0 | 0 | 0 | 0 | 0 |
| Nov 11 | TA&M | 0 | 0 | 0 | 0 | 0 | 0 | 0 | 0 |
| Nov 17 | UNLV | 0 | 0 | 0 | 0 | 0 | 0 | 0 | 0 |
| Nov 24 | at SDSU | 0 | 0 | 0 | 0 | 0 | 0 | 0 | 0 |
| TOTAL | | 0 | 0 | 0 | 0 | 1 | 27 | 0 | 27 |

| Date | Opponent | Rush | Yds | TD | LG | Rec | Yds | TD | LG |
|--------------|----------|----------|----------|----------|--------------|-----------|------------|----------|-----------|
| Sept 1 | UIW | 0 | 0 | 0 | 0 | 2 | 43 | 2 | 33 |
| Sept 8 | at WISC | 0 | 0 | 0 | 0 | 2 | 16 | 0 | 10 |
| Sept 15 | at NMSU | 0 | 0 | 0 | 0 | 0 | 0 | 0 | 0 |
| Sept 29 | LIBERTY | 0 | 0 | 0 | 0 | 3 | 32 | 1 | 18 |
| Oct 6 | at UNLV | 0 | 0 | 0 | 0 | 1 | 7 | 0 | 7 |
| Oct 13 | at CSU | | | | Did Not Play | | | | |
| Oct 20 | FS | 0 | 0 | 0 | 0 | 1 | 7 | 0 | 7 |
| Oct 27 | at USU | 0 | 0 | 0 | 0 | 2 | 17 | 0 | 14 |
| Nov 3 | SDSU | | | | Did Not Play | | | | |
| Nov 10 | at AFA | 0 | 0 | 0 | 0 | 1 | 7 | 0 | 7 |
| Nov 16 | BSU | 0 | 0 | 0 | 0 | 1 | 9 | 0 | 9 |
| Nov 24 | WYO | 0 | 0 | 0 | 0 | 0 | 0 | 0 | 0 |
| TOTAL | | 0 | 0 | 0 | 0 | 13 | 138 | 3 | 33 |

| Date | Opponent | Rush | Yds | TD | LG | Rec | Yds | TD | LG |
|---------------|------------|----------|----------|----------|----------|-----------|------------|----------|-----------|
| Aug 31 | SHSU | 0 | 0 | 0 | 0 | 2 | 46 | 0 | 36 |
| Sept 14 | at ND | 0 | 0 | 0 | 0 | 0 | 0 | 0 | 0 |
| Sept 21 | NMSU | 0 | 0 | 0 | 0 | 2 | 73 | 0 | 42 |
| Sept 28 | at LIBERTY | 0 | 0 | 0 | 0 | 3 | 33 | 0 | 18 |
| Oct 4 | at SJSU | 0 | 0 | 0 | 0 | 2 | 38 | 0 | 24 |
| Oct 11 | CSU | 0 | 0 | 0 | 0 | 5 | 58 | 0 | 16 |
| Oct 19 | at WYO | 0 | 0 | 0 | 0 | 2 | 27 | 0 | 22 |
| Oct 26 | HAW | 0 | 0 | 0 | 0 | 1 | 24 | 0 | 24 |
| Nov 2 | at NEV | 0 | 0 | 0 | 0 | 6 | 74 | 0 | 24 |
| Nov 16 | at BSU | 0 | 0 | 0 | 0 | 1 | 35 | 0 | 35 |
| Nov 23 | AFA | | | | | | | | |
| Nov 30 | USU | | | | | | | | |
| TOTAL | | 0 | 0 | 0 | 0 | 24 | 408 | 0 | 42 |
| CAREER | | 0 | 0 | 0 | 0 | 38 | 573 | 3 | 42 |

DB - #3 Patrick Peek

| Date | Opponent | TKL | TFL-Yds | Sack-Yds | FF | FR-Yds | PBU | INT-yds | TD |
|--------------|----------|-----------|--------------|--------------|----------|------------|----------|------------|----------|
| Sept 1 | UIW | 2 | 0.0-0 | 0.0-0 | 0 | 0-0 | 0 | 0-0 | 0 |
| Sept 8 | at WISC | 2 | 0.0-0 | 0.0-0 | 0 | 0-0 | 0 | 0-0 | 0 |
| Sept 15 | at NMSU | 0 | 0.0-0 | 0.0-0 | 0 | 0-0 | 0 | 0-0 | 0 |
| Sept 29 | LIBERTY | 0 | 0.0-0 | 0.0-0 | 0 | 0-0 | 0 | 0-0 | 0 |
| Oct 6 | at UNLV | 4 | 0.0-0 | 0.0-0 | 0 | 0-0 | 0 | 0-0 | 0 |
| Oct 13 | at CSU | 0 | 0.0-0 | 0.0-0 | 0 | 0-0 | 0 | 0-0 | 0 |
| Oct 20 | FS | 1 | 0.0-0 | 0.0-0 | 0 | 0-0 | 0 | 0-0 | 0 |
| Oct 27 | at USU | 7 | 1.0-3 | 0.0-0 | 1 | 0-0 | 0 | 0-0 | 0 |
| Nov 3 | SDSU | 5 | 0.0-0 | 0.0-0 | 0 | 0-0 | 0 | 0-0 | 0 |
| Nov 10 | at AFA | 1 | 0.0-0 | 0.0-0 | 0 | 0-0 | 0 | 0-0 | 0 |
| Nov 16 | BSU | 1 | 0.0-0 | 0.0-0 | 0 | 0-0 | 0 | 0-0 | 0 |
| Nov 24 | WYO | 2 | 0.0-0 | 0.0-0 | 0 | 0-0 | 0 | 0-0 | 0 |
| TOTAL | | 25 | 1.0-3 | 0.0-0 | 1 | 0-0 | 0 | 0-0 | 0 |

| Date | Opponent | TKL | TFL-Yds | Sack-Yds | FF | FR-Yds | PBU | INT-yds | TD |
|---------------|------------|-----------|--------------|--------------|----------|--------------|----------|------------|----------|
| Aug 31 | SHSU | 7 | 1.0-1 | 0.0-0 | 0 | 0-0 | 0 | 0-0 | 0 |
| Sept 14 | at ND | 3 | 0.0-0 | 0.0-0 | 0 | 0-0 | 0 | 0-0 | 0 |
| Sept 21 | NMSU | 2 | 0.0-0 | 0.0-0 | 0 | 0-0 | 0 | 0-0 | 0 |
| Sept 28 | at LIBERTY | 6 | 0.0-0 | 0.0-0 | 0 | 0-0 | 0 | 0-0 | 0 |
| Oct 4 | at SJSU | | | | | Did Not Play | | | |
| Oct 11 | CSU | | | | | Did Not Play | | | |
| Oct 19 | at WYO | | | | | Did Not Play | | | |
| Oct 26 | HAW | | | | | Did Not Play | | | |
| Nov 2 | at NEV | | | | | Did Not Play | | | |
| Nov 16 | at BSU | | | | | Did Not Play | | | |
| Nov 23 | AFA | | | | | | | | |
| Nov 30 | USU | | | | | | | | |
| TOTAL | | 18 | 1.0-1 | 0.0-0 | 0 | 0-0 | 0 | 0-0 | 0 |
| CAREER | | 43 | 2.0-4 | 0.0-0 | 1 | 0-0 | 0 | 0-0 | 0 |

DB - #4 Shaddrick Lowery

| Date | Opponent | TKL | TFL-Yds | Sack-Yds | FF | FR-Yds | PBU | INT-yds | TD |
|--------------|------------|----------|--------------|--------------|----------|------------|----------|------------|----------|
| Aug 31 | SHSU | 0 | 0.0-0 | 0.0-0 | 0 | 0-0 | 0 | 0-0 | 0 |
| Sept 14 | at ND | 0 | 0.0-0 | 0.0-0 | 0 | 0-0 | 0 | 0-0 | 0 |
| Sept 21 | NMSU | 0 | 0.0-0 | 0.0-0 | 0 | 0-0 | 0 | 0-0 | 0 |
| Sept 28 | at LIBERTY | 0 | 0.0-0 | 0.0-0 | 0 | 0-0 | 0 | 0-0 | 0 |
| Oct 4 | at SJSU | 0 | 0.0-0 | 0.0-0 | 0 | 0-0 | 0 | 0-0 | 0 |
| Oct 11 | CSU | 0 | 0.0-0 | 0.0-0 | 0 | 0-0 | 0 | 0-0 | 0 |
| Oct 19 | at WYO | 0 | 0.0-0 | 0.0-0 | 0 | 0-0 | 0 | 0-0 | 0 |
| Oct 26 | HAW | 0 | 0.0-0 | 0.0-0 | 0 | 0-0 | 0 | 0-0 | 0 |
| Nov 2 | at NEV | 0 | 0.0-0 | 0.0-0 | 0 | 0-0 | 0 | 0-0 | 0 |
| Nov 16 | at BSU | 1 | 0.0-0 | 0.0-0 | 0 | 0-0 | 0 | 0-0 | 0 |
| Nov 23 | AFA | | | | | | | | |
| Nov 30 | USU | | | | | | | | |
| TOTAL | | 1 | 0.0-0 | 0.0-0 | 0 | 0-0 | 0 | 0-0 | 0 |

CB - #6 De'John Rogers

| Date | Opponent | TKL | TFL-Yds | Sack-Yds | FF | FR-Yds | PBU | INT-yds | TD |
|--------------|----------|-----------|--------------|--------------|----------|--------------|----------|-------------|----------|
| Sept 1 | UIW | 4 | 0.0-0 | 0.0-0 | 0 | 0-0 | 0 | 0-0 | 0 |
| Sept 8 | at WISC | 1 | 0.0-0 | 0.0-0 | 0 | 0-0 | 0 | 0-0 | 0 |
| Sept 15 | at NMSU | 5 | 0.0-0 | 0.0-0 | 0 | 0-0 | 1 | 1-28 | 0 |
| Sept 29 | LIBERTY | 2 | 0.0-0 | 0.0-0 | 0 | 0-0 | 0 | 0-0 | 0 |
| Oct 6 | at UNLV | 2 | 0.0-0 | 0.0-0 | 0 | 0-0 | 0 | 0-0 | 0 |
| Oct 13 | at CSU | 1 | 0.0-0 | 0.0-0 | 0 | 0-0 | 1 | 0-0 | 0 |
| Oct 20 | FS | 2 | 0.0-0 | 0.0-0 | 0 | 0-0 | 0 | 0-0 | 0 |
| Oct 27 | at USU | 2 | 0.0-0 | 0.0-0 | 0 | 0-0 | 0 | 0-0 | 0 |
| Nov 3 | SDSU | 3 | 0.0-0 | 0.0-0 | 0 | 0-0 | 0 | 0-0 | 0 |
| Nov 10 | at USU | | | | | Did Not Play | | | |
| Nov 16 | BSU | 4 | 0.0-0 | 0.0-0 | 0 | 0-0 | 0 | 0-0 | 0 |
| Nov 24 | WYO | 0 | 0.0-0 | 0.0-0 | 0 | 0-0 | 0 | 0-0 | 0 |
| TOTAL | | 26 | 0.0-0 | 0.0-0 | 0 | 0-0 | 2 | 1-28 | 0 |

</

2019

| Date | Opponent | TKL | TFL-Yds | Sack-Yds | FF | FR-Yds | PBU | INT-yds | TD |
|---------------|------------|----------|--------------|--------------|----------|------------|----------|------------|----------|
| Aug 31 | SHSU | 1 | 0.0-0 | 0.0-0 | 0 | 0-0 | 0 | 0-0 | 0 |
| Sept 14 | at ND | | | Did Not Play | | | | | |
| Sept 21 | NMSU | | | Did Not Play | | | | | |
| Sept 28 | at LIBERTY | | | Did Not Play | | | | | |
| Oct 4 | at SJSU | | | Did Not Play | | | | | |
| Oct 11 | CSU | 0 | 0.0-0 | 0.0-0 | 0 | 0-0 | 0 | 0-0 | 0 |
| Oct 19 | at WYO | 0 | 0.0-0 | 0.0-0 | 0 | 0-0 | 0 | 0-0 | 0 |
| Oct 26 | HAW | 0 | 0.0-0 | 0.0-0 | 0 | 0-0 | 0 | 0-0 | 0 |
| Nov 2 | at NEV | 0 | 0.0-0 | 0.0-0 | 0 | 0-0 | 0 | 0-0 | 0 |
| Nov 16 | at BSU | 0 | 0.0-0 | 0.0-0 | 0 | 0-0 | 0 | 0-0 | 0 |
| Nov 23 | AFA | | | | | | | | |
| Nov 30 | USU | | | | | | | | |
| TOTAL | | 1 | 0.0-0 | 0.0-0 | 0 | 0-0 | 0 | 0-0 | 0 |
| CAREER | | 6 | 0.0-0 | 0.0-0 | 0 | 0-0 | 0 | 0-0 | 0 |

DB - #8 Donte Martin

| Date | Opponent | TKL | TFL-Yds | Sack-Yds | FF | FR-Yds | PBU | INT-yds | TD |
|--------------|----------|----------|--------------|--------------|----------|------------|----------|------------|----------|
| Sept 1 | UIW | | | Did Not Play | | | | | |
| Sept 8 | at WISC | | | Did Not Play | | | | | |
| Sept 15 | at NMSU | | | Did Not Play | | | | | |
| Sept 29 | LIBERTY | | | Did Not Play | | | | | |
| Oct 6 | at UNLV | | | Did Not Play | | | | | |
| Oct 13 | at CSU | | | Did Not Play | | | | | |
| Oct 20 | FS | | | Did Not Play | | | | | |
| Oct 27 | at USU | | | Did Not Play | | | | | |
| Nov 3 | SDSU | | | Did Not Play | | | | | |
| Nov 10 | at AFA | 0 | 0.0-0 | 0.0-0 | 0 | 0-0 | 0 | 0-0 | 0 |
| Nov 16 | BSU | 0 | 0.0-0 | 0.0-0 | 0 | 0-0 | 0 | 0-0 | 0 |
| Nov 24 | WYO | 0 | 0.0-0 | 0.0-0 | 0 | 0-0 | 0 | 0-0 | 0 |
| TOTAL | | 0 | 0.0-0 | 0.0-0 | 0 | 0-0 | 0 | 0-0 | 0 |

2019

| Date | Opponent | TKL | TFL-Yds | Sack-Yds | FF | FR-Yds | PBU | INT-yds | TD |
|---------------|------------|-----------|--------------|--------------|----------|------------|----------|------------|----------|
| Aug 31 | SHSU | 3 | 0.0-0 | 0.0-0 | 0 | 0-0 | 0 | 0-0 | 0 |
| Sept 14 | at ND | 1 | 0.0-0 | 0.0-0 | 0 | 0-0 | 1 | 0-0 | 0 |
| Sept 21 | NMSU | 6 | 0.0-0 | 0.0-0 | 0 | 0-0 | 0 | 0-0 | 0 |
| Sept 28 | at LIBERTY | 5 | 0.0-0 | 0.0-0 | 0 | 0-0 | 2 | 0-0 | 0 |
| Oct 4 | at SJSU | 4 | 0.0-0 | 0.0-0 | 0 | 0-0 | 4 | 0-0 | 0 |
| Oct 11 | CSU | 3 | 0.0-0 | 0.0-0 | 0 | 0-0 | 0 | 0-0 | 0 |
| Oct 19 | at WYO | 3 | 2.0-2 | 0.0-0 | 0 | 0-0 | 0 | 0-0 | 0 |
| Oct 26 | HAW | 2 | 0.0-0 | 0.0-0 | 0 | 0-0 | 0 | 0-0 | 0 |
| Nov 2 | at NEV | 5 | 0.0-0 | 0.0-0 | 0 | 0-0 | 0 | 0-0 | 0 |
| Nov 16 | at BSU | 4 | 0.0-0 | 0.0-0 | 0 | 0-0 | 0 | 0-0 | 0 |
| Nov 23 | AFA | | | | | | | | |
| Nov 30 | USU | | | | | | | | |
| TOTAL | | 36 | 2.0-2 | 0.0-0 | 0 | 0-0 | 7 | 0-0 | 0 |
| CAREER | | 36 | 2.0-2 | 0.0-0 | 0 | 0-0 | 7 | 0-0 | 0 |

DB - #9 Jerrick Reed II

| Date | Opponent | TKL | TFL-Yds | Sack-Yds | FF | FR-Yds | PBU | INT-yds | TD |
|--------------|------------|-----------|--------------|--------------|----------|------------|----------|-------------|----------|
| Aug 31 | SHSU | 3 | 0.0-0 | 0.0-0 | 0 | 0-0 | 0 | 0-0 | 0 |
| Sept 14 | at ND | 3 | 0.0-0 | 0.0-0 | 0 | 0-0 | 0 | 0-0 | 0 |
| Sept 21 | NMSU | 4 | 0.0-0 | 0.0-0 | 0 | 0-0 | 0 | 1-43 | 1 |
| Sept 28 | at LIBERTY | 10 | 0.0-0 | 0.0-0 | 0 | 0-0 | 0 | 0-0 | 0 |
| Oct 4 | at SJSU | 9 | 2.0-5 | 0.0-0 | 0 | 0-0 | 0 | 0-0 | 0 |
| Oct 11 | CSU | 5 | 0.0-0 | 0.0-0 | 0 | 0-0 | 0 | 0-0 | 0 |
| Oct 19 | at WYO | | | Did Not Play | | | | | |
| Oct 26 | HAW | 5 | 0.0-0 | 0.0-0 | 0 | 0-0 | 1 | 0-0 | 0 |
| Nov 2 | at NEV | 5 | 1.0-1 | 0.0-0 | 0 | 0-0 | 0 | 0-0 | 0 |
| Nov 16 | at BSU | 2 | 0.0-0 | 0.0-0 | 0 | 0-0 | 0 | 0-0 | 0 |
| Nov 23 | AFA | | | | | | | | |
| Nov 30 | USU | | | | | | | | |
| TOTAL | | 46 | 3.0-6 | 0.0-0 | 0 | 0-0 | 1 | 1-43 | 1 |

DB - #10 Eric Cuffee

| Date | Opponent | TKL | TFL-Yds | Sack-Yds | FF | FR-Yds | PBU | INT-yds | TD |
|--------------|------------|----------|--------------|--------------|----------|------------|----------|------------|----------|
| Aug 31 | SHSU | | | Did Not Play | | | | | |
| Sept 14 | at ND | | | Did Not Play | | | | | |
| Sept 21 | NMSU | 1 | 0.0-0 | 0.0-0 | 0 | 0-0 | 0 | 0-0 | 0 |
| Sept 28 | at LIBERTY | | | Did Not Play | | | | | |
| Oct 4 | at SJSU | | | Did Not Play | | | | | |
| Oct 11 | CSU | | | Did Not Play | | | | | |
| Oct 19 | at WYO | | | Did Not Play | | | | | |
| Oct 26 | HAW | | | Did Not Play | | | | | |
| Nov 2 | at NEV | | | Did Not Play | | | | | |
| Nov 16 | at BSU | | | Did Not Play | | | | | |
| Nov 23 | AFA | | | | | | | | |
| Nov 30 | USU | | | | | | | | |
| TOTAL | | 1 | 0.0-0 | 0.0-0 | 0 | 0-0 | 0 | 0-0 | 0 |

DB - #11 Kameron Miller

| Date | Opponent | TKL | TFL-Yds | Sack-Yds | FF | FR-Yds | PBU | INT-yds | TD |
|--------------|----------|----------|--------------|--------------|----------|------------|----------|------------|----------|
| Sept 2 | ACU | 0 | 0.0-0 | 0.0-0 | 0 | 0-0 | 0 | 0-0 | 0 |
| Sept 9 | NMSU | | | Did Not Play | | | | | |
| Sept 14 | at BSU | 0 | 0.0-0 | 0.0-0 | 0 | 0-0 | 0 | 0-0 | 0 |
| Sept 23 | at Tulsa | 0 | 0.0-0 | 0.0-0 | 0 | 0-0 | 0 | 0-0 | 0 |
| Sept 30 | AFA | 0 | 0.0-0 | 0.0-0 | 0 | 0-0 | 0 | 0-0 | 0 |
| Oct 14 | at FS | 0 | 0.0-0 | 0.0-0 | 0 | 0-0 | 0 | 0-0 | 0 |
| Oct 20 | CSU | 0 | 0.0-0 | 0.0-0 | 0 | 0-0 | 0 | 0-0 | 0 |
| Oct 28 | at WYO | 0 | 0.0-0 | 0.0-0 | 0 | 0-0 | 0 | 0-0 | 0 |
| Nov 4 | USU | 0 | 0.0-0 | 0.0-0 | 0 | 0-0 | 0 | 0-0 | 0 |
| Nov 11 | TA&M | 0 | 0.0-0 | 0.0-0 | 0 | 0-0 | 0 | 0-0 | 0 |
| Nov 17 | UNLV | 0 | 0.0-0 | 0.0-0 | 0 | 0-0 | 0 | 0-0 | 0 |
| Nov 24 | at SDSU | 0 | 0.0-0 | 0.0-0 | 0 | 0-0 | 0 | 0-0 | 0 |
| TOTAL | | 0 | 0.0-0 | 0.0-0 | 0 | 0-0 | 0 | 0-0 | 0 |

2018

| Date | Opponent | TKL | TFL-Yds | Sack-Yds | FF | FR-Yds | PBU | INT-yds | TD |
|--------------|----------|-----------|--------------|--------------|----------|------------|----------|------------|----------|
| Sept 1 | UIW | 0 | 0.0-0 | 0.0-0 | 0 | 0-0 | 0 | 0-0 | 0 |
| Sept 8 | at WISC | 0 | 0.0-0 | 0.0-0 | 0 | 0-0 | 0 | 0-0 | 0 |
| Sept 15 | at NMSU | 0 | 0.0-0 | 0.0-0 | 0 | 0-0 | 0 | 0-0 | 0 |
| Sept 29 | LIBERTY | 0 | 0.0-0 | 0.0-0 | 0 | 0-0 | 0 | 0-0 | 0 |
| Oct 6 | at UNLV | 2 | 0.0-0 | 0.0-0 | 0 | 0-0 | 0 | 0-0 | 0 |
| Oct 13 | at CSU | 0 | 0.0-0 | 0.0-0 | 0 | 0-0 | 0 | 0-0 | 0 |
| Oct 20 | FS | 0 | 0.0-0 | 0.0-0 | 0 | 0-0 | 0 | 0-0 | 0 |
| Oct 27 | at USU | 5 | 0.0-0 | 0.0-0 | 0 | 0-0 | 0 | 0-0 | 0 |
| Nov 3 | SDSU | 0 | 0.0-0 | 0.0-0 | 0 | 0-0 | 0 | 0-0 | 0 |
| Nov 10 | at AFA | 0 | 0.0-0 | 0.0-0 | 0 | 0-0 | 0 | 0-0 | 0 |
| Nov 16 | BSU | 5 | 1.0-1 | 0.0-0 | 0 | 0-0 | 0 | 0-0 | 0 |
| Nov 24 | WYO | 2 | 0.0-0 | 0.0-0 | 0 | 0-0 | 0 | 0-0 | 0 |
| TOTAL | | 14 | 1.0-1 | 0.0-0 | 0 | 0-0 | 0 | 0-0 | 0 |

2019

| Date | Opponent | TKL | TFL-Yds | Sack-Yds | FF | FR-Yds | PBU | INT-yds | TD |
|---------------|------------|-----------|--------------|--------------|----------|------------|----------|------------|----------|
| Aug 31 | SHSU | 5 | 0.0-0 | 0.0-0 | 0 | 0-0 | 0 | 0-0 | 0 |
| Sept 14 | at ND | 2 | 0.0-0 | 0.0-0 | 0 | 0-0 | 0 | 0-0 | 0 |
| Sept 21 | NMSU | 2 | 0.0-0 | 0.0-0 | 0 | 0-0 | 0 | 0-0 | 0 |
| Sept 28 | at LIBERTY | 0 | 0.0-0 | 0.0-0 | 0 | 0-0 | 0 | 0-0 | 0 |
| Oct 4 | at SJSU | 4 | 0.5-0 | 0.0-0 | 0 | 0-0 | 0 | 0-0 | 0 |
| Oct 11 | CSU | 1 | 0.0-0 | 0.0-0 | 0 | 0-0 | 0 | 0-0 | 0 |
| Oct 19 | at WYO | 3 | 0.0-0 | 0.0-0 | 0 | 0-0 | 0 | 0-0 | 0 |
| Oct 26 | HAW | | | Did Not Play | | | | | |
| Nov 2 | at NEV | 1 | 0.0-0 | 0.0-0 | 0 | 0-0 | 0 | 0-0 | 0 |
| Nov 16 | at BSU | 3 | 0.0-0 | 0.0-0 | 0 | 0-0 | 0 | 0-0 | 0 |
| Nov 23 | AFA | | | | | | | | |
| Nov 30 | USU | | | | | | | | |
| TOTAL | | 21 | 0.5-0 | 0.0-0 | 0 | 0-0 | 0 | 0-0 | 0 |
| CAREER | | 35 | 1.5-1 | 0.0-0 | 0 | 0-0 | 0 | 0-0 | 0 |

DB - #13 Nico Bolden

| Date | Opponent | TKL | TFL-Yds | Sack-Yds | FF | FR-Yds | PBU | INT-yds | TD |
|--------------|----------|----------|--------------|--------------|----------|------------|----------|------------|----------|
| Sept 1 | UIW | 0 | 0.0-0 | 0.0-0 | 0 | 0-0 | 0 | 0-0 | 0 |
| Sept 8 | at WISC | 0 | 0.0-0 | 0.0-0 | 0 | 0-0 | 0 | 0-0 | 0 |
| Sept 15 | at NMSU | 0 | 0.0-0 | 0.0-0 | 0 | 0-0 | 0 | 0-0 | 0 |
| Sept 29 | LIBERTY | 0 | 0.0-0 | 0.0-0 | 0 | 0-0 | 0 | 0-0 | 0 |
| Oct 6 | at UNLV | 0 | 0.0-0 | 0.0-0 | 0 | 0-0 | 0 | 0-0 | 0 |
| Oct 13 | at CSU | 1 | 0.0-0 | 0.0-0 | 0 | 0-0 | 0 | 0-0 | 0 |
| Oct 20 | FS | 0 | 0.0-0 | 0.0-0 | 0 | 0-0 | 0 | 0-0 | 0 |
| Oct 27 | at USU | 3 | 0.0-0 | 0.0-0 | 0 | 0-0 | 0 | 0-0 | 0 |
| Nov 3 | SDSU | 2 | 0.0-0 | 0.0-0 | 0 | 0-0 | 0 | 0-0 | 0 |
| Nov 10 | at AFA | 0 | 0.0-0 | 0.0-0 | 0 | 0-0 | 0 | 0-0 | 0 |
| Nov 16 | BSU | | | Did Not Play | | | | | |
| Nov 24 | WYO | | | Did Not Play | | | | | |
| TOTAL | | 6 | 0.0-0 | 0.0-0 | 0 | 0-0 | 0 | 0-0 | 0 |

2019

| Date | Opponent | TKL | TFL-Yds | Sack-Yds | FF | FR-Yds | PBU | INT-yds | TD |
|---------------|------------|-----------|--------------|--------------|----------|------------|----------|------------|----------|
| Aug 31 | SHSU | 1 | 0.0-0 | 0.0-0 | 0 | 0-0 | 0 | 0-0 | 0 |
| Sept 14 | at ND | 0 | 0.0-0 | 0.0-0 | 0 | 0-0 | 0 | 0-0 | 0 |
| Sept 21 | NMSU | | | Did Not Play | | | | | |
| Sept 28 | at LIBERTY | 0 | 0.0-0 | 0.0-0 | 0 | 0-0 | 0 | 0-0 | 0 |
| Oct 4 | at SJSU | 0 | 0.0-0 | 0.0-0 | 0 | 0-0 | 0 | 0-0 | 0 |
| Oct 11 | CSU | 1 | 0.0-0 | 0.0-0 | 0 | 0-0 | 0 | 0-0 | 0 |
| Oct 19 | at WYO | 8 | 0.0-0 | 0.0-0 | 0 | 0-0 | 0 | 0-0 | 0 |
| Oct 26 | HAW | 0 | 0.0-0 | 0.0-0 | 0 | 0-0 | 0 | 0-0 | 0 |
| Nov 2 | at NEV | 0 | 0.0-0 | 0.0-0 | 0 | 0-0 | 0 | 0-0 | 0 |
| Nov 16 | at BSU | 3 | 0.0-0 | 0.0-0 | 0 | 0-0 | 0 | 0-0 | 0 |
| Nov 23 | AFA | | | | | | | | |
| Nov 30 | USU | | | | | | | | |
| TOTAL | | 13 | 0.0-0 | 0.0-0 | 0 | 0-0 | 0 | 0-0 | 0 |
| CAREER | | 19 | 0.0-0 | 0.0-0 | 0 | 0-0 | 0 | 0-0 | 0 |

DB - #15 Letayveon Beaton

| 2019 | | | | | | | | | |
|---------|------------|-----|---------|----------|----|--------|-----|---------|----|
| Date | Opponent | TKL | TFL-Yds | Sack-Yds | FF | FR-Yds | PBU | INT-Yds | TD |
| Aug 31 | SHSU | 2 | 0.0-0 | 0.0-0 | 0 | 0-0 | 1 | 0-0 | 0 |
| Sept 14 | at ND | 4 | 0.0-0 | 0.0-0 | 0 | 0-0 | 0 | 0-0 | 0 |
| Sept 21 | NMSU | 3 | 0.0-0 | 0.0-0 | 0 | 0-0 | 0 | 0-0 | 0 |
| Sept 28 | at LIBERTY | 7 | 0.0-0 | 0.0-0 | 0 | 0-0 | 0 | 0-0 | 0 |
| Oct 4 | at SJSU | 5 | 0.0-0 | 0.0-0 | 0 | 0-0 | 0 | 0-0 | 0 |
| Oct 11 | CSU | 9 | 0.0-0 | 0.0-0 | 1 | 0-0 | 0 | 0-0 | 0 |
| Oct 19 | at WYO | 6 | 0.0-0 | 0.0-0 | 0 | 0-0 | 0 | 0-0 | 0 |
| Oct 26 | HAW | 4 | 0.0-0 | 0.0-0 | 0 | 0-0 | 1 | 0-0 | 0 |
| Nov 2 | at NEV | 3 | 0.0-0 | 0.0-0 | 0 | 0-0 | 0 | 0-0 | 0 |
| Nov 16 | at BSU | 2 | 0.0-0 | 0.0-0 | 0 | 0-0 | 0 | 0-0 | 0 |
| Nov 23 | AFA | | | | | | | | |
| Nov 30 | USU | | | | | | | | |
| TOTAL | | 45 | 0.0-0 | 0.0-0 | 1 | 0-0 | 2 | 0-0 | 0 |

DB - #28 Tony Collier

2019

| Date | Opponent | TKL | TFL-Yds | Sack-Yds | FF | FR-Yds | PBU | INT-yds | TD |
|--------------|------------|----------|--------------|--------------|----------|------------|----------|------------|----------|
| Aug 31 | SHSU | | | | | | | | |
| Sept 14 | at ND | | | | | | | | |
| Sept 21 | NMSU | 2 | 0.0-0 | 0.0-0 | 0 | 0-0 | 1 | 0-0 | 0 |
| Sept 28 | at LIBERTY | 0 | 0.0-0 | 0.0-0 | 0 | 0-0 | 0 | 0-0 | 0 |
| Oct 4 | at SJSU | 1 | 0.0-0 | 0.0-0 | 0 | 0-0 | 0 | 0-0 | 0 |
| Oct 11 | CSU | 0 | 0.0-0 | 0.0-0 | 0 | 0-0 | 0 | 0-0 | 0 |
| Oct 19 | at WYO | 0 | 0.0-0 | 0.0-0 | 0 | 0-0 | 0 | 0-0 | 0 |
| Oct 26 | HAW | 0 | 0.0-0 | 0.0-0 | 0 | 0-0 | 0 | 0-0 | 0 |
| Nov 2 | at NEV | 0 | 0.0-0 | 0.0-0 | 0 | 0-0 | 0 | 0-0 | 0 |
| Nov 16 | at BSU | 0 | 0.0-0 | 0.0-0 | 0 | 0-0 | 0 | 0-0 | 0 |
| Nov 23 | AFA | | | | | | | | |
| Nov 30 | USU | | | | | | | | |
| TOTAL | | 3 | 0.0-0 | 0.0-0 | 0 | 0-0 | 1 | 0-0 | 0 |

DB - #32 Johnny Hernandez

2018

| Date | Opponent | TKL | TFL-Yds | Sack-Yds | FF | FR-Yds | PBU | INT-yds | TD |
|--------------|----------|----------|--------------|--------------|----------|------------|----------|------------|----------|
| Sept 1 | UIW | 1 | 0.0-0 | 0.0-0 | 0 | 0-0 | 0 | 0-0 | 0 |
| Sept 8 | at WISC | 0 | 0.0-0 | 0.0-0 | 0 | 0-0 | 0 | 0-0 | 0 |
| Sept 15 | at NMSU | 1 | 0.0-0 | 0.0-0 | 0 | 0-0 | 0 | 0-0 | 0 |
| Sept 29 | LIBERTY | 0 | 0.0-0 | 0.0-0 | 0 | 0-0 | 0 | 0-0 | 0 |
| Oct 6 | at UNLV | 1 | 0.0-0 | 0.0-0 | 0 | 0-0 | 0 | 0-0 | 0 |
| Oct 13 | at CSU | 0 | 0.0-0 | 0.0-0 | 0 | 0-0 | 0 | 0-0 | 0 |
| Oct 20 | FS | 0 | 0.0-0 | 0.0-0 | 0 | 0-0 | 0 | 0-0 | 0 |
| Oct 27 | at USU | 0 | 0.0-0 | 0.0-0 | 0 | 0-0 | 0 | 0-0 | 0 |
| Nov 3 | SDSU | 0 | 0.0-0 | 0.0-0 | 0 | 0-0 | 0 | 0-0 | 0 |
| Nov 10 | at AFA | 0 | 0.0-0 | 0.0-0 | 0 | 0-0 | 0 | 0-0 | 0 |
| Nov 16 | BSU | 0 | 0.0-0 | 0.0-0 | 0 | 0-0 | 0 | 0-0 | 0 |
| Nov 24 | WYO | 0 | 0.0-0 | 0.0-0 | 0 | 0-0 | 0 | 0-0 | 0 |
| TOTAL | | 3 | 0.0-0 | 0.0-0 | 0 | 0-0 | 0 | 0-0 | 0 |

2019

| Date | Opponent | TKL | TFL-Yds | Sack-Yds | FF | FR-Yds | PBU | INT-yds | TD |
|---------------|------------|-----------|--------------|--------------|----------|------------|----------|------------|----------|
| Aug 31 | SHSU | 11 | 0.0-0 | 0.0-0 | 0 | 0-0 | 1 | 0-0 | 0 |
| Sept 14 | at ND | 5 | 0.0-0 | 0.0-0 | 0 | 0-0 | 0 | 0-0 | 0 |
| Sept 21 | NMSU | | | | | | | | |
| Sept 28 | at LIBERTY | | | | | | | | |
| Oct 4 | at SJSU | 2 | 0.0-0 | 0.0-0 | 0 | 0-0 | 0 | 0-0 | 0 |
| Oct 11 | CSU | 5 | 1.0-1 | 0.0-0 | 0 | 0-0 | 1 | 0-0 | 0 |
| Oct 19 | at WYO | 11 | 0.0-0 | 0.0-0 | 0 | 0-0 | 0 | 0-0 | 0 |
| Oct 26 | HAW | 3 | 0.0-0 | 0.0-0 | 0 | 0-0 | 0 | 0-0 | 0 |
| Nov 2 | at NEV | 3 | 0.0-0 | 0.0-0 | 0 | 0-0 | 0 | 0-0 | 0 |
| Nov 16 | at BSU | 3 | 0.0-0 | 0.0-0 | 0 | 0-0 | 0 | 0-0 | 0 |
| Nov 23 | AFA | | | | | | | | |
| Nov 30 | USU | | | | | | | | |
| TOTAL | | 43 | 1.0-1 | 0.0-0 | 0 | 0-0 | 2 | 0-0 | 0 |
| CAREER | | 46 | 1.0-1 | 0.0-0 | 0 | 0-0 | 2 | 0-0 | 0 |

LB - #5 James Lewis

2019

| Date | Opponent | TKL | TFL-Yds | Sack-Yds | FF | FR-Yds | PBU | INT-yds | TD |
|--------------|------------|----------|--------------|--------------|----------|------------|----------|------------|----------|
| Aug 31 | SHSU | | | | | | | | |
| Sept 14 | at ND | 0 | 0.0-0 | 0.0-0 | 0 | 0-0 | 0 | 0-0 | 0 |
| Sept 21 | NMSU | 3 | 0.0-0 | 0.0-0 | 0 | 0-0 | 0 | 0-0 | 0 |
| Sept 28 | at LIBERTY | | | | | | | | |
| Oct 4 | at SJSU | 0 | 0.0-0 | 0.0-0 | 0 | 0-0 | 0 | 0-0 | 0 |
| Oct 11 | CSU | | | | | | | | |
| Oct 19 | at WYO | 0 | 0.0-0 | 0.0-0 | 0 | 0-0 | 0 | 0-0 | 0 |
| Oct 26 | HAW | 1 | 0.0-0 | 0.0-0 | 0 | 0-0 | 0 | 0-0 | 0 |
| Nov 2 | at NEV | 0 | 0.0-0 | 0.0-0 | 0 | 0-0 | 0 | 0-0 | 0 |
| Nov 16 | at BSU | 0 | 0.0-0 | 0.0-0 | 0 | 0-0 | 0 | 0-0 | 0 |
| Nov 23 | AFA | | | | | | | | |
| Nov 30 | USU | | | | | | | | |
| TOTAL | | 4 | 0.0-0 | 0.0-0 | 0 | 0-0 | 0 | 0-0 | 0 |

LB - #18 Dylan Horton

2018

| Date | Opponent | TKL | TFL-Yds | Sack-Yds | FF | FR-Yds | PBU | INT-yds | TD |
|--------------|----------|-----------|--------------|--------------|----------|------------|----------|------------|----------|
| Sept 1 | UIW | 2 | 0.0-0 | 0.0-0 | 0 | 0-0 | 0 | 0-0 | 0 |
| Sept 8 | at WISC | 2 | 0.0-0 | 0.0-0 | 0 | 0-0 | 0 | 0-0 | 0 |
| Sept 15 | at NMSU | 2 | 0.5-1 | 0.0-0 | 0 | 0-0 | 0 | 0-0 | 0 |
| Sept 29 | LIBERTY | 0 | 0.0-0 | 0.0-0 | 0 | 0-0 | 0 | 0-0 | 0 |
| Oct 6 | at UNLV | 0 | 0.0-0 | 0.0-0 | 0 | 1-0 | 0 | 0-0 | 0 |
| Oct 13 | at CSU | 2 | 0.0-0 | 0.0-0 | 0 | 0-0 | 0 | 0-0 | 0 |
| Oct 20 | FS | 0 | 0.0-0 | 0.0-0 | 0 | 0-0 | 0 | 0-0 | 0 |
| Oct 27 | at USU | 1 | 0.0-0 | 0.0-0 | 0 | 0-0 | 0 | 0-0 | 0 |
| Nov 3 | SDSU | 1 | 0.0-0 | 0.0-0 | 0 | 0-0 | 0 | 0-0 | 0 |
| Nov 10 | at AFA | 1 | 0.0-0 | 0.0-0 | 0 | 0-0 | 0 | 0-0 | 0 |
| Nov 16 | BSU | 1 | 0.0-0 | 0.0-0 | 0 | 0-0 | 0 | 0-0 | 0 |
| Nov 24 | WYO | | | | | | | | |
| TOTAL | | 12 | 0.5-1 | 0.0-0 | 0 | 1-0 | 0 | 0-0 | 0 |

2019

| Date | Opponent | TKL | TFL-Yds | Sack-Yds | FF | FR-Yds | PBU | INT-yds | TD |
|---------------|------------|-----------|---------------|--------------|----------|------------|----------|------------|----------|
| Aug 31 | SHSU | 8 | 1.0-5 | 1.0-5 | 0 | 0-0 | 1 | 0-0 | 0 |
| Sept 14 | at ND | 5 | 0.0-0 | 0.0-0 | 0 | 0-0 | 0 | 0-0 | 0 |
| Sept 21 | NMSU | 4 | 0.5-4 | 0.5-4 | 0 | 0-0 | 0 | 0-0 | 0 |
| Sept 28 | at LIBERTY | 6 | 1.0-3 | 0.0-0 | 0 | 0-0 | 0 | 0-0 | 0 |
| Oct 4 | at SJSU | 0 | 0.0-0 | 0.0-0 | 0 | 0-0 | 0 | 0-0 | 0 |
| Oct 11 | CSU | | | | | | | | |
| Oct 19 | at WYO | | | | | | | | |
| Oct 26 | HAW | | | | | | | | |
| Nov 2 | at NEV | | | | | | | | |
| Nov 16 | at BSU | | | | | | | | |
| Nov 23 | AFA | | | | | | | | |
| Nov 30 | USU | | | | | | | | |
| TOTAL | | 23 | 2.5-12 | 1.5-9 | 0 | 0-0 | 1 | 0-0 | 0 |
| CAREER | | 35 | 3.0-13 | 1.5-9 | 0 | 1-0 | 1 | 0-0 | 0 |

LB - #19 Devin Sanders

2019

| Date | Opponent | TKL | TFL-Yds | Sack-Yds | FF | FR-Yds | PBU | INT-yds | TD |
|--------------|------------|-----------|--------------|--------------|----------|------------|----------|------------|----------|
| Aug 31 | SHSU | 1 | 0.0-0 | 0.0-0 | 0 | 0-0 | 0 | 0-0 | 0 |
| Sept 14 | at ND | 2 | 0.0-0 | 0.0-0 | 0 | 0-0 | 0 | 0-0 | 0 |
| Sept 21 | NMSU | 2 | 1.0-5 | 1.0-5 | 0 | 0-0 | 0 | 0-0 | 0 |
| Sept 28 | at LIBERTY | 2 | 0.0-0 | 0.0-0 | 0 | 0-0 | 0 | 0-0 | 0 |
| Oct 4 | at SJSU | 2 | 0.0-0 | 0.0-0 | 0 | 0-0 | 0 | 0-0 | 0 |
| Oct 11 | CSU | 3 | 0.5-1 | 0.5-1 | 1 | 0-0 | 0 | 0-0 | 0 |
| Oct 19 | at WYO | 1 | 0.0-0 | 0.0-0 | 0 | 0-0 | 0 | 0-0 | 0 |
| Oct 26 | HAW | 4 | 0.5-1 | 0.0-0 | 0 | 0-0 | 0 | 0-0 | 0 |
| Nov 2 | at NEV | 1 | 0.0-0 | 0.0-0 | 0 | 0-0 | 0 | 0-0 | 0 |
| Nov 16 | at BSU | 3 | 0.0-0 | 0.0-0 | 0 | 1-0 | 0 | 0-0 | 0 |
| Nov 23 | AFA | | | | | | | | |
| Nov 30 | USU | | | | | | | | |
| TOTAL | | 21 | 2.0-7 | 1.5-6 | 1 | 1-0 | 0 | 0-0 | 0 |

LB - #20 Jacobi Hearn

2019

| Date | Opponent | TKL | TFL-Yds | Sack-Yds | FF | FR-Yds | PBU | INT-yds | TD |
|--------------|------------|-----------|----------------|---------------|----------|------------|----------|------------|----------|
| Aug 31 | SHSU | 1 | 1.0-8 | 1.0-8 | 0 | 0-0 | 0 | 0-0 | 0 |
| Sept 14 | at ND | 3 | 1.0-2 | 0.0-0 | 0 | 0-0 | 0 | 0-0 | 0 |
| Sept 21 | NMSU | 5 | 1.0-4 | 0.0-0 | 0 | 0-0 | 0 | 0-0 | 0 |
| Sept 28 | at LIBERTY | 1 | 0.0-0 | 0.0-0 | 0 | 0-0 | 0 | 0-0 | 0 |
| Oct 4 | at SJSU | 4 | 1.0-7 | 1.0-7 | 0 | 0-0 | 0 | 0-0 | 0 |
| Oct 11 | CSU | 6 | 3.0-15 | 1.0-9 | 0 | 0-0 | 0 | 0-0 | 0 |
| Oct 19 | at WYO | 8 | 2.0-16 | 2.0-16 | 1 | 0-0 | 0 | 0-0 | 0 |
| Oct 26 | HAW | 2 | 1.0-4 | 1.0-4 | 0 | 0-0 | 0 | 0-0 | 0 |
| Nov 2 | at NEV | 1 | 0.0-0 | 0.0-0 | 0 | 0-0 | 0 | 0-0 | 0 |
| Nov 16 | at BSU | 4 | 0.0-0 | 0.0-0 | 1 | 0-0 | 2 | 0-0 | 0 |
| Nov 23 | AFA | | | | | | | | |
| Nov 30 | USU | | | | | | | | |
| TOTAL | | 35 | 10.0-56 | 6.0-44 | 2 | 0-0 | 2 | 0-0 | 0 |

LB - #23 Reco Hannah

2019

| Date | Opponent | TKL | TFL-Yds | Sack-Yds | FF | FR-Yds | PBU | INT-yds | TD |
|--------------|------------|-----------|--------------|--------------|----------|------------|----------|------------|----------|
| Aug 31 | SHSU | 0 | 0.0-0 | 0.0-0 | 0 | 0-0 | 0 | 0-0 | 0 |
| Sept 14 | at ND | 0 | 0.0-0 | 0.0-0 | 0 | 0-0 | 0 | 0-0 | 0 |
| Sept 21 | NMSU | 0 | 0.0-0 | 0.0-0 | 0 | 0-0 | 0 | 0-0 | 0 |
| Sept 28 | at LIBERTY | 4 | 0.5-1 | 0.0-0 | 0 | 0-0 | 0 | 0-0 | 0 |
| Oct 4 | at SJSU | 2 | 0.0-0 | 0.0-0 | 0 | 0-0 | 0 | 0-0 | 0 |
| Oct 11 | CSU | 0 | 0.0-0 | 0.0-0 | 0 | 0-0 | 0 | 0-0 | 0 |
| Oct 19 | at WYO | 0 | 0.0-0 | 0.0-0 | 0 | 0-0 | 0 | 0-0 | 0 |
| Oct 26 | HAW | 1 | 0.0-0 | 0.0-0 | 0 | 0-0 | 0 | 0-0 | 0 |
| Nov 2 | at NEV | 2 | 0.0-0 | 0.0-0 | 0 | 0-0 | 0 | 0-0 | 0 |
| Nov 16 | at BSU | 1 | 0.0-0 | 0.0-0 | 0 | 0-0 | 0 | 0-0 | 0 |
| Nov 23 | AFA | | | | | | | | |
| Nov 30 | USU | | | | | | | | |
| TOTAL | | 10 | 0.5-1 | 0.0-0 | 0 | 0-0 | 0 | 0-0 | 0 |

LB - #30 Alexander "Moana" Vainikolo

2018

| Date | Opponent | TKL | TFL-Yds | Sack-Yds | FF | FR-Yds | PBU | INT-yds | TD |
|--------------|----------|-----------|--------------|--------------|----------|------------|----------|------------|----------|
| Sept 1 | UIW | 1 | 0.0-0 | 0.0-0 | 0 | 0-0 | 0 | 0-0 | 0 |
| Sept 8 | at WISC | 1 | 0.0-0 | 0.0-0 | 0 | 0-0 | 0 | 0-0 | 0 |
| Sept 15 | at NMSU | 9 | 0.0-0 | 0.0-0 | 0 | 0-0 | 0 | 0-0 | 0 |
| Sept 29 | LIBERTY | 1 | 0.0-0 | 0.0-0 | 0 | 0-0 | 0 | 0-0 | 0 |
| Oct 6 | at UNLV | 1 | 0.0-0 | 0.0-0 | 0 | 0-0 | 0 | 0-0 | 0 |
| Oct 13 | at CSU | 0 | 0.0-0 | 0.0-0 | 0 | 0-0 | 0 | 0-0 | 0 |
| Oct 20 | FS | 7 | 0.0-0 | 0.0-0 | 0 | 0-0 | 0 | 0-0 | 0 |
| Oct 27 | at USU | 4 | 0.0-0 | 0.0-0 | 0 | 0-0 | 0 | 0-0 | 0 |
| Nov 3 | SDSU | 1 | 1.0-5 | 0.0-0 | 1 | 0-0 | 0 | 0-0 | 0 |
| Nov 10 | at AFA | 2 | 0.0-0 | 0.0-0 | 0 | 0-0 | 0 | 0-0 | 0 |
| Nov 16 | BSU | 3 | 1.0-2 | 0.0-0 | 0 | 0-0 | 0 | 0-0 | 0 |
| Nov 24 | WYO | 5 | 0.0-0 | 0.0-0 | 0 | 0-0 | 0 | 0-0 | 0 |
| TOTAL | | 35 | 2.0-7 | 0.0-0 | 1 | 0-0 | 0 | 0-0 | 0 |

2019

||
||
||

2019

| Date | Opponent | TKL | TFL-Yds | Sack-Yds | FF | FR-Yds | PBU | INT-yds | TD |
|---------------|------------|------------|----------------|---------------|----------|------------|----------|-------------|----------|
| Aug 31 | SHSU | 10 | 0.0-0 | 0.0-0 | 0 | 0-0 | 0 | 0-0 | 0 |
| Sept 14 | at ND | 4 | 2.0-11 | 1.0-7 | 0 | 0-0 | 0 | 0-0 | 0 |
| Sept 21 | NMSU | 7 | 0.5-4 | 0.5-4 | 0 | 0-0 | 0 | 0-0 | 0 |
| Sept 28 | at LIBERTY | 8 | 2.5-6 | 0.0-0 | 0 | 0-0 | 1 | 0-0 | 0 |
| Oct 4 | at SJSU | 7 | 1.5-3 | 0.0-0 | 0 | 0-0 | 1 | 0-0 | 0 |
| Oct 11 | CSU | 5 | 0.0-0 | 0.0-0 | 0 | 0-0 | 0 | 0-0 | 0 |
| Oct 19 | at WYO | 8 | 0.0-0 | 0.0-0 | 0 | 0-0 | 0 | 0-0 | 0 |
| Oct 26 | HAW | 6 | 0.5-4 | 0.5-4 | 0 | 0-0 | 1 | 0-0 | 0 |
| Nov 2 | at NEV | 8 | 1.0-7 | 1.0-7 | 0 | 0-0 | 0 | 0-0 | 0 |
| Nov 16 | at BSU | 8 | 1.0-10 | 1.0-10 | 0 | 0-0 | 0 | 1-19 | 0 |
| Nov 23 | AFA | | | | | | | | |
| Nov 30 | USU | | | | | | | | |
| TOTAL | | 71 | 9.0-45 | 4.0-32 | 0 | 0-0 | 3 | 1-19 | 0 |
| CAREER | | 176 | 18.5-72 | 6.0-41 | 2 | 2-0 | 7 | 1-19 | 0 |

LB - #45 Josh Woisin

2019

| Date | Opponent | TKL | TFL-Yds | Sack-Yds | FF | FR-Yds | PBU | INT-yds | TD |
|--------------|------------|----------|--------------|--------------|----------|------------|----------|------------|--------------|
| Aug 31 | SHSU | | | | | | | | Did Not Play |
| Sept 14 | at ND | | | | | | | | Did Not Play |
| Sept 21 | NMSU | | | | | | | | Did Not Play |
| Sept 28 | at LIBERTY | | | | | | | | Did Not Play |
| Oct 4 | at SJSU | | | | | | | | Did Not Play |
| Oct 11 | CSU | | | | | | | | Did Not Play |
| Oct 19 | at WYO | | | | | | | | Did Not Play |
| Oct 26 | HAW | | | | | | | | Did Not Play |
| Nov 2 | at NEV | | | | | | | | Did Not Play |
| Nov 16 | at BSU | | | | | | | | Did Not Play |
| Nov 23 | AFA | | | | | | | | Did Not Play |
| Nov 30 | USU | | | | | | | | Did Not Play |
| TOTAL | | 0 | 0.0-0 | 0.0-0 | 0 | 0-0 | 0 | 0-0 | 0 |

LB - #46 Brandon Shook

2018

| Date | Opponent | TKL | TFL-Yds | Sack-Yds | FF | FR-Yds | PBU | INT-yds | TD |
|--------------|----------|-----------|---------------|---------------|----------|------------|----------|------------|----------|
| Sept 1 | UIW | 3 | 1.0-8 | 0.0-0 | 1 | 0-0 | 0 | 0-0 | 0 |
| Sept 8 | at WISC | 0 | 0.0-0 | 0.0-0 | 0 | 0-0 | 0 | 0-0 | 0 |
| Sept 15 | at NMSU | 1 | 0.0-0 | 0.0-0 | 0 | 0-0 | 0 | 0-0 | 0 |
| Sept 29 | LIBERTY | 0 | 0.0-0 | 0.0-0 | 0 | 0-0 | 0 | 0-0 | 0 |
| Oct 6 | at UNLV | 2 | 1.0-9 | 1.0-9 | 1 | 0-0 | 0 | 0-0 | 0 |
| Oct 13 | at CSU | 0 | 0.0-0 | 0.0-0 | 0 | 0-0 | 0 | 0-0 | 0 |
| Oct 20 | FS | 3 | 0.0-0 | 0.0-0 | 0 | 0-0 | 0 | 0-0 | 0 |
| Oct 27 | at USU | 3 | 0.0-0 | 0.0-0 | 0 | 0-0 | 0 | 0-0 | 0 |
| Nov 3 | SDSU | 2 | 0.0-0 | 0.0-0 | 0 | 0-0 | 0 | 0-0 | 0 |
| Nov 10 | at AFA | 7 | 0.5-1 | 0.0-0 | 0 | 0-0 | 0 | 0-0 | 0 |
| Nov 16 | BSU | 14 | 1.0-8 | 1.0-8 | 0 | 0-0 | 0 | 0-0 | 0 |
| Nov 24 | WYO | 5 | 0.0-0 | 0.0-0 | 0 | 0-0 | 0 | 0-0 | 0 |
| TOTAL | | 40 | 3.5-26 | 2.0-17 | 2 | 0-0 | 0 | 0-0 | 0 |

2019

| Date | Opponent | TKL | TFL-Yds | Sack-Yds | FF | FR-Yds | PBU | INT-yds | TD |
|---------------|------------|-----------|---------------|---------------|----------|------------|----------|------------|----------|
| Aug 31 | SHSU | 0 | 0.0-0 | 0.0-0 | 0 | 0-0 | 0 | 0-0 | 0 |
| Sept 14 | at ND | 4 | 0.0-0 | 0.0-0 | 0 | 0-0 | 0 | 0-0 | 0 |
| Sept 21 | NMSU | 5 | 0.0-0 | 0.0-0 | 1 | 0-0 | 0 | 0-0 | 0 |
| Sept 28 | at LIBERTY | 1 | 0.0-0 | 0.0-0 | 0 | 0-0 | 0 | 0-0 | 0 |
| Oct 4 | at SJSU | 0 | 0.0-0 | 0.0-0 | 0 | 0-0 | 0 | 0-0 | 0 |
| Oct 11 | CSU | 0 | 0.0-0 | 0.0-0 | 0 | 0-0 | 0 | 0-0 | 0 |
| Oct 19 | at WYO | 1 | 0.0-0 | 0.0-0 | 0 | 0-0 | 0 | 0-0 | 0 |
| Oct 26 | HAW | 2 | 0.0-0 | 0.0-0 | 0 | 0-0 | 0 | 0-0 | 0 |
| Nov 2 | at NEV | 1 | 0.0-0 | 0.0-0 | 0 | 0-0 | 0 | 0-0 | 0 |
| Nov 16 | at BSU | 4 | 0.0-0 | 0.0-0 | 0 | 0-0 | 0 | 0-0 | 0 |
| Nov 23 | AFA | | | | | | | | |
| Nov 30 | USU | | | | | | | | |
| TOTAL | | 18 | 0.0-0 | 0.0-0 | 1 | 0-0 | 0 | 0-0 | 0 |
| CAREER | | 58 | 3.5-26 | 2.0-17 | 3 | 0-0 | 0 | 0-0 | 0 |

DL - #52 Aaron Blackwell

2017

| Date | Opponent | TKL | TFL-Yds | Sack-Yds | FF | FR-Yds | PBU | INT-yds | TD |
|--------------|----------|-----------|--------------|--------------|----------|------------|----------|------------|--------------|
| Sept 2 | ACU | 1 | 0.0-0 | 0.0-0 | 0 | 0-0 | 0 | 0-0 | 0 |
| Sept 9 | NMSU | | | | | | | | Did Not Play |
| Sept 14 | at BSU | 0 | 0.0-0 | 0.0-0 | 0 | 0-0 | 0 | 0-0 | 0 |
| Sept 23 | at Tulsa | 1 | 0.5-1 | 0.0-0 | 0 | 0-0 | 0 | 0-0 | 0 |
| Sept 30 | AFA | 0 | 0.0-0 | 0.0-0 | 0 | 0-0 | 0 | 0-0 | 0 |
| Oct 14 | at FS | 1 | 0.0-0 | 0.0-0 | 0 | 0-0 | 0 | 0-0 | 0 |
| Oct 20 | CSU | 2 | 0.0-0 | 0.0-0 | 0 | 0-0 | 0 | 0-0 | 0 |
| Oct 28 | at WYO | 2 | 2.0-6 | 0.0-0 | 0 | 0-0 | 0 | 0-0 | 0 |
| Nov 4 | USU | 0 | 0.0-0 | 0.0-0 | 0 | 0-0 | 0 | 0-0 | 0 |
| Nov 11 | TAMU | 1 | 1.0-2 | 0.0-0 | 0 | 0-0 | 1 | 0-0 | 0 |
| Nov 17 | UNLV | 1 | 0.0-0 | 0.0-0 | 0 | 0-0 | 0 | 0-0 | 0 |
| Nov 24 | at SDSU | 1 | 0.0-0 | 0.0-0 | 0 | 0-0 | 0 | 0-0 | 0 |
| TOTAL | | 10 | 3.5-9 | 0.0-0 | 0 | 0-0 | 1 | 0-0 | 0 |

2018

| Date | Opponent | TKL | TFL-Yds | Sack-Yds | FF | FR-Yds | PBU | INT-yds | TD |
|--------------|----------|-----------|---------------|---------------|----------|------------|----------|------------|----------|
| Sept 1 | UIW | 2 | 0.0-0 | 0.0-0 | 0 | 0-0 | 0 | 0-0 | 0 |
| Sept 8 | at WISC | 0 | 0.0-0 | 0.0-0 | 0 | 0-0 | 0 | 0-0 | 0 |
| Sept 15 | at NMSU | 4 | 0.0-0 | 0.0-0 | 0 | 0-0 | 0 | 0-0 | 0 |
| Sept 29 | LIBERTY | 3 | 0.0-0 | 0.0-0 | 0 | 0-0 | 0 | 0-0 | 0 |
| Oct 6 | at UNLV | 3 | 0.0-0 | 0.0-0 | 0 | 0-0 | 0 | 0-0 | 0 |
| Oct 13 | at CSU | 5 | 3.0-14 | 2.0-11 | 0 | 0-0 | 0 | 0-0 | 0 |
| Oct 20 | FS | 2 | 0.0-0 | 0.0-0 | 0 | 0-0 | 0 | 0-0 | 0 |
| Oct 27 | at USU | 2 | 0.0-0 | 0.0-0 | 0 | 0-0 | 0 | 0-0 | 0 |
| Nov 3 | SDSU | 3 | 0.0-0 | 0.0-0 | 0 | 0-0 | 1 | 0-0 | 0 |
| Nov 10 | at AFA | 2 | 0.0-0 | 0.0-0 | 0 | 0-0 | 0 | 0-0 | 0 |
| Nov 16 | BSU | 1 | 0.0-0 | 0.0-0 | 0 | 0-0 | 0 | 0-0 | 0 |
| Nov 24 | WYO | 2 | 1.0-3 | 0.0-0 | 0 | 0-0 | 0 | 0-0 | 0 |
| TOTAL | | 29 | 4.0-17 | 2.0-11 | 0 | 0-0 | 1 | 0-0 | 0 |

2019

| Date | Opponent | TKL | TFL-Yds | Sack-Yds | FF | FR-Yds | PBU | INT-yds | TD |
|---------------|------------|-----------|---------------|---------------|----------|------------|----------|------------|--------------|
| Aug 31 | SHSU | 3 | 0.0-0 | 0.0-0 | 0 | 0-0 | 0 | 0-0 | 0 |
| Sept 14 | at ND | | | | | | | | Did Not Play |
| Sept 21 | NMSU | | | | | | | | Did Not Play |
| Sept 28 | at LIBERTY | | | | | | | | Did Not Play |
| Oct 4 | at SJSU | | | | | | | | Did Not Play |
| Oct 11 | CSU | | | | | | | | Did Not Play |
| Oct 19 | at WYO | | | | | | | | Did Not Play |
| Oct 26 | HAW | | | | | | | | Did Not Play |
| Nov 2 | at NEV | | | | | | | | Did Not Play |
| Nov 16 | at BSU | | | | | | | | Did Not Play |
| Nov 23 | AFA | | | | | | | | Did Not Play |
| Nov 30 | USU | | | | | | | | Did Not Play |
| TOTAL | | 3 | 0.0-0 | 0.0-0 | 0 | 0-0 | 0 | 0-0 | 0 |
| CAREER | | 38 | 7.5-26 | 2.0-11 | 0 | 0-0 | 2 | 0-0 | 0 |

DL - #54 Langston Murray

2018

| Date | Opponent | TKL | TFL-Yds | Sack-Yds | FF | FR-Yds | PBU | INT-yds | TD |
|--------------|----------|-----------|--------------|--------------|----------|------------|----------|------------|--------------|
| Sept 1 | UIW | 1 | 0.0-0 | 0.0-0 | 0 | 0-0 | 0 | 0-0 | 0 |
| Sept 8 | at WISC | | | | | | | | Did Not Play |
| Sept 15 | at NMSU | | | | | | | | Did Not Play |
| Sept 29 | LIBERTY | 3 | 0.0-0 | 0.0-0 | 0 | 0-0 | 0 | 0-0 | 0 |
| Oct 6 | at UNLV | 2 | 1.0-1 | 0.0-0 | 0 | 0-0 | 0 | 0-0 | 0 |
| Oct 13 | at CSU | 2 | 0.0-0 | 0.0-0 | 0 | 0-0 | 0 | 0-0 | 0 |
| Oct 20 | FS | 2 | 0.0-0 | 0.0-0 | 0 | 0-0 | 0 | 0-0 | 0 |
| Oct 27 | at USU | 2 | 0.0-0 | 0.0-0 | 0 | 0-0 | 0 | 0-0 | 0 |
| Nov 3 | SDSU | 0 | 0.0-0 | 0.0-0 | 0 | 0-0 | 0 | 0-0 | 0 |
| Nov 10 | at AFA | 0 | 0.0-0 | 0.0-0 | 0 | 0-0 | 0 | 0-0 | 0 |
| Nov 16 | BSU | 1 | 0.0-0 | 0.0-0 | 0 | 0-0 | 0 | 0-0 | 0 |
| Nov 24 | WYO | 0 | 0.0-0 | 0.0-0 | 0 | 0-0 | 0 | 0-0 | 0 |
| TOTAL | | 13 | 1.0-1 | 0.0-0 | 0 | 0-0 | 0 | 0-0 | 0 |

2019

| Date | Opponent | TKL | TFL-Yds | Sack-Yds | FF | FR-Yds | PBU | INT-yds | TD |
|---------------|------------|-----------|--------------|--------------|----------|------------|----------|------------|--------------|
| Aug 31 | SHSU | 0 | 0.0-0 | 0.0-0 | 0 | 0-0 | 0 | 0-0 | 0 |
| Sept 14 | at ND | 0 | 0.0-0 | 0.0-0 | 0 | 0-0 | 0 | 0-0 | 0 |
| Sept 21 | NMSU | | | | | | | | Did Not Play |
| Sept 28 | at LIBERTY | 1 | 0.0-0 | 0.0-0 | 0 | 0-0 | 0 | 0-0 | 0 |
| Oct 4 | at SJSU | 0 | 0.0-0 | 0.0-0 | 0 | 0-0 | 0 | 0-0 | 0 |
| Oct 11 | CSU | 1 | 0.0-0 | 0.0-0 | 0 | 0-0 | 0 | 0-0 | 0 |
| Oct 19 | at WYO | 0 | 0.0-0 | 0.0-0 | 0 | 0-0 | 0 | 0-0 | 0 |
| Oct 26 | HAW | 2 | 0.0-0 | 0.0-0 | 0 | 0-0 | 0 | 0-0 | 0 |
| Nov 2 | at NEV | | | | | | | | Did Not Play |
| Nov 16 | at BSU | 0 | 0.0-0 | 0.0-0 | 0 | 0-0 | 0 | 0-0 | 0 |
| Nov 23 | AFA | | | | | | | | Did Not Play |
| Nov 30 | USU | | | | | | | | Did Not Play |
| TOTAL | | 4 | 0.0-0 | 0.0-0 | 0 | 0-0 | 0 | 0-0 | 0 |
| CAREER | | 17 | 1.0-1 | 0.0-0 | 0 | 0-0 | 0 | 0-0 | 0 |

DL - #55 Elmer Pauni

2019

| Date | Opponent | TKL | TFL-Yds | Sack-Yds | FF | FR-Yds | PBU | INT-yds | TD |
|--------------|------------|----------|--------------|--------------|----------|------------|----------|------------|--------------|
| Aug 31 | SHSU | | | | | | | | Did Not Play |
| Sept 14 | at ND | 0 | 0.0-0 | 0.0-0 | 0 | 0-0 | 0 | 0-0 | 0 |
| Sept 21 | NMSU | | | | | | | | Did Not Play |
| Sept 28 | at LIBERTY | | | | | | | | Did Not Play |
| Oct 4 | at SJSU | 1 | 0.0-0 | 0.0-0 | 0 | 0-0 | 0 | 0-0 | 0 |
| Oct 11 | CSU | 1 | 0.0-0 | 0.0-0 | 0 | 0-0 | 0 | 0-0 | 0 |
| Oct 19 | at WYO | 1 | 0.0-0 | 0.0-0 | 0 | 0-0 | 0 | 0-0 | 0 |
| Oct 26 | HAW | 1 | 0.0-0 | 0.0-0 | 0 | 0-0 | 0 | 0-0 | 0 |
| Nov 2 | at NEV | 1 | 0.0-0 | 0.0-0 | 0 | 0-0 | 0 | 0-0 | 0 |
| Nov 16 | at BSU | 0 | 0.0-0 | 0.0-0 | 0 | 0-0 | 0 | 0-0 | 0 |
| Nov 23 | AFA | | | | | | | | Did Not Play |
| Nov 30 | USU | | | | | | | | Did Not Play |
| TOTAL | | 5 | 0.0-0 | 0.0-0 | 0 | 0-0 | 0 | 0-0 | 0 |

DL - #78 Louis Harden

2019

| Date | Opponent | TKL |
|------|----------|-----|
|------|----------|-----|

DL - #93 Nahje Flowers

2017

| Date | Opponent | TKL | TFL-Yds | Sack-Yds | FF | FR-Yds | PBU | INT-yds | TD |
|--------------|----------|----------|--------------|--------------|----------|------------|----------|------------|----------|
| Sept 2 | ACU | 0 | 0.0-0 | 0.0-0 | 0 | 0-0 | 0 | 0-0 | 0 |
| Sept 9 | NMSU | 0 | 0.0-0 | 0.0-0 | 0 | 0-0 | 0 | 0-0 | 0 |
| Sept 14 | at BSU | 0 | 0.0-0 | 0.0-0 | 0 | 0-0 | 0 | 0-0 | 0 |
| Sept 23 | at Tulsa | 0 | 0.0-0 | 0.0-0 | 0 | 0-0 | 0 | 0-0 | 0 |
| Sept 30 | AFA | 1 | 0.0-0 | 0.0-0 | 0 | 0-0 | 0 | 0-0 | 0 |
| Oct 14 | at FS | 1 | 0.0-0 | 0.0-0 | 0 | 0-0 | 0 | 0-0 | 0 |
| Oct 20 | CSU | 0 | 0.0-0 | 0.0-0 | 0 | 0-0 | 0 | 0-0 | 0 |
| Oct 28 | at WYO | 1 | 0.0-0 | 0.0-0 | 0 | 0-0 | 0 | 0-0 | 0 |
| Nov 4 | USU | 0 | 0.0-0 | 0.0-0 | 0 | 0-0 | 0 | 0-0 | 0 |
| Nov 11 | TA&M | 0 | 0.0-0 | 0.0-0 | 0 | 0-0 | 0 | 0-0 | 0 |
| Nov 17 | UNLV | 0 | 0.0-0 | 0.0-0 | 0 | 0-0 | 0 | 0-0 | 0 |
| Nov 24 | at SDSU | 0 | 0.0-0 | 0.0-0 | 0 | 0-0 | 0 | 0-0 | 0 |
| TOTAL | | 3 | 0.0-0 | 0.0-0 | 0 | 0-0 | 0 | 0-0 | 0 |

2018

| Date | Opponent | TKL | TFL-Yds | Sack-Yds | FF | FR-Yds | PBU | INT-yds | TD |
|--------------|----------|-----------|--------------|--------------|----------|------------|----------|------------|----------|
| Sept 1 | UIW | 0 | 0.0-0 | 0.0-0 | 0 | 0-0 | 0 | 0-0 | 0 |
| Sept 8 | at WISC | 3 | 0.0-0 | 0.0-0 | 0 | 0-0 | 0 | 0-0 | 0 |
| Sept 15 | at NMSU | 0 | 0.0-0 | 0.0-0 | 0 | 0-0 | 0 | 0-0 | 0 |
| Sept 29 | LIBERTY | 5 | 1.0-2 | 0.0-0 | 0 | 0-0 | 0 | 0-0 | 0 |
| Oct 6 | at UNLV | 1 | 0.0-0 | 0.0-0 | 0 | 0-0 | 0 | 0-0 | 0 |
| Oct 13 | at CSU | 4 | 0.0-0 | 0.0-0 | 0 | 0-0 | 0 | 0-0 | 0 |
| Oct 20 | FS | 1 | 0.0-0 | 0.0-0 | 0 | 0-0 | 0 | 0-0 | 0 |
| Oct 27 | at USU | 3 | 1.0-2 | 0.0-0 | 0 | 0-0 | 0 | 0-0 | 0 |
| Nov 3 | SDSU | 1 | 0.0-0 | 0.0-0 | 0 | 0-0 | 0 | 0-0 | 0 |
| Nov 10 | at AFA | 3 | 2.0-2 | 0.0-0 | 0 | 0-0 | 0 | 0-0 | 0 |
| Nov 16 | BSU | 1 | 0.0-0 | 0.0-0 | 0 | 0-0 | 0 | 0-0 | 0 |
| Nov 24 | WYO | 3 | 0.5-3 | 0.5-3 | 0 | 0-0 | 0 | 0-0 | 0 |
| TOTAL | | 25 | 4.5-9 | 0.5-3 | 0 | 0-0 | 0 | 0-0 | 0 |

2019

| Date | Opponent | TKL | TFL-Yds | Sack-Yds | FF | FR-Yds | PBU | INT-yds | TD |
|---------------|------------|-----------|---------------|--------------|----------|------------|----------|------------|--------------|
| Aug 31 | SHSU | | | | | | | | Did Not Play |
| Sept 14 | at ND | | | | | | | | Did Not Play |
| Sept 21 | NMSU | 2 | 0.0-0 | 0.0-0 | 0 | 0-0 | 0 | 0-0 | 0 |
| Sept 28 | at LIBERTY | 0 | 0.0-0 | 0.0-0 | 0 | 0-0 | 0 | 0-0 | 0 |
| Oct 4 | at SJSU | 3 | 0.0-0 | 0.0-0 | 0 | 0-0 | 0 | 0-0 | 0 |
| Oct 11 | CSU | 3 | 1.5-3 | 1.5-3 | 0 | 0-0 | 0 | 0-0 | 0 |
| Oct 19 | at WYO | 2 | 0.0-0 | 0.0-0 | 0 | 0-0 | 0 | 0-0 | 0 |
| Oct 26 | HAW | | | | | | | | Did Not Play |
| Nov 2 | at NEV | 3 | 0.5-1 | 0.0-0 | 0 | 0-0 | 0 | 0-0 | 0 |
| Nov 16 | at BSU | | | | | | | | Did Not Play |
| Nov 23 | AFA | | | | | | | | |
| Nov 30 | USU | | | | | | | | |
| TOTAL | | 13 | 2.0-4 | 1.5-3 | 0 | 0-0 | 0 | 0-0 | 0 |
| CAREER | | 41 | 6.5-13 | 2.0-6 | 0 | 0-0 | 0 | 0-0 | 0 |

DL - #95 Adebayo Soremekun

2018

| Date | Opponent | TKL | TFL-Yds | Sack-Yds | FF | FR-Yds | PBU | INT-yds | TD |
|--------------|----------|-----------|---------------|--------------|----------|-------------|----------|------------|--------------|
| Sept 1 | UIW | 1 | 0.0-0 | 0.0-0 | 0 | 0-0 | 0 | 0-0 | 0 |
| Sept 8 | at WISC | | | | | | | | Did Not Play |
| Sept 15 | at NMSU | | | | | | | | Did Not Play |
| Sept 29 | LIBERTY | 0 | 0.0-0 | 0.0-0 | 0 | 0-0 | 0 | 0-0 | 0 |
| Oct 6 | at UNLV | 0 | 0.0-0 | 0.0-0 | 0 | 0-0 | 0 | 0-0 | 0 |
| Oct 13 | at CSU | 3 | 0.5-2 | 0.0-0 | 0 | 0-0 | 0 | 0-0 | 0 |
| Oct 20 | FS | 1 | 1.0-7 | 0.0-0 | 0 | 0-0 | 0 | 0-0 | 0 |
| Oct 27 | at USU | 3 | 2.0-7 | 1.0-5 | 0 | 1-0 | 0 | 0-0 | 0 |
| Nov 3 | SDSU | 1 | 1.0-1 | 1.0-1 | 0 | 2-44 | 0 | 0-0 | 1 |
| Nov 10 | at AFA | 4 | 0.0-0 | 0.0-0 | 1 | 0-0 | 0 | 0-0 | 0 |
| Nov 16 | BSU | 0 | 0.0-0 | 0.0-0 | 0 | 0-0 | 0 | 0-0 | 0 |
| Nov 24 | WYO | 0 | 0.0-0 | 0.0-0 | 0 | 0-0 | 0 | 0-0 | 0 |
| TOTAL | | 13 | 4.5-17 | 2.0-6 | 1 | 3-44 | 0 | 0-0 | 1 |

2019

| Date | Opponent | TKL | TFL-Yds | Sack-Yds | FF | FR-Yds | PBU | INT-yds | TD |
|---------------|------------|-----------|---------------|---------------|----------|-------------|----------|------------|--------------|
| Aug 31 | SHSU | 3 | 1.5-6 | 1.0-4 | 0 | 0-0 | 0 | 0-0 | 0 |
| Sept 14 | at ND | 1 | 0.5-2 | 0.0-0 | 0 | 0-0 | 0 | 0-0 | 0 |
| Sept 21 | NMSU | 0 | 0.0-0 | 0.0-0 | 0 | 0-0 | 1 | 0-0 | 0 |
| Sept 28 | at LIBERTY | 0 | 0.0-0 | 0.0-0 | 0 | 0-0 | 0 | 0-0 | 0 |
| Oct 4 | at SJSU | 2 | 0.0-0 | 0.0-0 | 0 | 0-0 | 0 | 0-0 | 0 |
| Oct 11 | CSU | | | | | | | | Did Not Play |
| Oct 19 | at WYO | 0 | 0.0-0 | 0.0-0 | 0 | 0-0 | 0 | 0-0 | 0 |
| Oct 26 | HAW | 3 | 0.0-0 | 0.0-0 | 0 | 0-0 | 0 | 0-0 | 0 |
| Nov 2 | at NEV | 1 | 0.0-0 | 0.0-0 | 0 | 0-0 | 0 | 0-0 | 0 |
| Nov 16 | at BSU | | | | | | | | Did Not Play |
| Nov 23 | AFA | | | | | | | | |
| Nov 30 | USU | | | | | | | | |
| TOTAL | | 10 | 2.0-8 | 1.0-4 | 0 | 0-0 | 1 | 0-0 | 0 |
| CAREER | | 23 | 6.5-25 | 3.0-10 | 1 | 3-44 | 1 | 0-0 | 0 |

DL - #97 Justin Harris

2019

| Date | Opponent | TKL | TFL-Yds | Sack-Yds | FF | FR-Yds | PBU | INT-yds | TD |
|--------------|------------|----------|--------------|--------------|----------|------------|----------|------------|--------------|
| Aug 31 | SHSU | 0 | 0.0-0 | 0.0-0 | 0 | 0-0 | 0 | 0-0 | 0 |
| Sept 14 | at ND | 3 | 1.0-1 | 0.0-0 | 0 | 0-0 | 0 | 0-0 | 0 |
| Sept 21 | NMSU | | | | | | | | Did Not Play |
| Sept 28 | at LIBERTY | 0 | 0.0-0 | 0.0-0 | 0 | 0-0 | 0 | 0-0 | 0 |
| Oct 4 | at SJSU | 1 | 0.0-0 | 0.0-0 | 0 | 0-0 | 0 | 0-0 | 0 |
| Oct 11 | CSU | 3 | 0.0-0 | 0.0-0 | 0 | 0-0 | 0 | 0-0 | 0 |
| Oct 19 | at WYO | 0 | 0.0-0 | 0.0-0 | 0 | 0-0 | 0 | 0-0 | 0 |
| Oct 26 | HAW | 1 | 0.0-0 | 0.0-0 | 0 | 0-0 | 0 | 0-0 | 0 |
| Nov 2 | at NEV | | | | | | | | Did Not Play |
| Nov 16 | at BSU | 0 | 0.0-0 | 0.0-0 | 0 | 0-0 | 0 | 0-0 | 0 |
| Nov 23 | AFA | | | | | | | | |
| Nov 30 | USU | | | | | | | | |
| TOTAL | | 8 | 1.0-1 | 0.0-0 | 0 | 0-0 | 0 | 0-0 | 0 |

DL - #98 Joey Noble

2019

| Date | Opponent | TKL | TFL-Yds | Sack-Yds | FF | FR-Yds | PBU | INT-yds | TD |
|--------------|------------|-----------|--------------|--------------|----------|------------|----------|------------|--------------|
| Aug 31 | SHSU | 1 | 0.0-0 | 0.0-0 | 0 | 0-0 | 0 | 0-0 | 0 |
| Sept 14 | at ND | 2 | 0.5-2 | 0.0-0 | 0 | 0-0 | 0 | 0-0 | 0 |
| Sept 21 | NMSU | 0 | 0.0-0 | 0.0-0 | 0 | 0-0 | 0 | 0-0 | 0 |
| Sept 28 | at LIBERTY | 0 | 0.0-0 | 0.0-0 | 0 | 0-0 | 0 | 0-0 | 0 |
| Oct 4 | at SJSU | | | | | | | | Did Not Play |
| Oct 11 | CSU | 2 | 0.5-3 | 0.5-3 | 0 | 0-0 | 0 | 0-0 | 0 |
| Oct 19 | at WYO | 5 | 0.0-0 | 0.0-0 | 0 | 0-0 | 0 | 0-0 | 0 |
| Oct 26 | HAW | 2 | 0.5-4 | 0.5-4 | 0 | 0-0 | 0 | 0-0 | 0 |
| Nov 2 | at NEV | 4 | 0.0-0 | 0.0-0 | 0 | 0-0 | 0 | 0-0 | 0 |
| Nov 16 | at BSU | 2 | 0.0-0 | 0.0-0 | 0 | 0-0 | 0 | 0-0 | 0 |
| Nov 23 | AFA | | | | | | | | |
| Nov 30 | USU | | | | | | | | |
| TOTAL | | 18 | 1.5-9 | 1.0-7 | 0 | 0-0 | 0 | 0-0 | 0 |

DL - #99 Ben Gansallo

2019

| Date | Opponent | TKL | TFL-Yds | Sack-Yds | FF | FR-Yds | PBU | INT-yds | TD |
|--------------|------------|----------|--------------|--------------|----------|------------|----------|------------|----------|
| Aug 31 | SHSU | 1 | 0.0-0 | 0.0-0 | 0 | 0-0 | 0 | 0-0 | 0 |
| Sept 14 | at ND | 1 | 0.0-0 | 0.0-0 | 0 | 0-0 | 0 | 0-0 | 0 |
| Sept 21 | NMSU | 1 | 0.0-0 | 0.0-0 | 0 | 0-0 | 0 | 0-0 | 0 |
| Sept 28 | at LIBERTY | 2 | 0.0-0 | 0.0-0 | 0 | 0-0 | 0 | 0-0 | 0 |
| Oct 4 | at SJSU | 1 | 0.0-0 | 0.0-0 | 0 | 0-0 | 0 | 0-0 | 0 |
| Oct 11 | CSU | 0 | 0.0-0 | 0.0-0 | 0 | 0-0 | 1 | 0-0 | 0 |
| Oct 19 | at WYO | 0 | 0.0-0 | 0.0-0 | 0 | 0-0 | 0 | 0-0 | 0 |
| Oct 26 | HAW | 0 | 0.0-0 | 0.0-0 | 0 | 0-0 | 0 | 0-0 | 0 |
| Nov 2 | at NEV | 0 | 0.0-0 | 0.0-0 | 0 | 0-0 | 0 | 0-0 | 0 |
| Nov 16 | at BSU | 0 | 0.0-0 | 0.0-0 | 0 | 0-0 | 0 | 0-0 | 0 |
| Nov 23 | AFA | | | | | | | | |
| Nov 30 | USU | | | | | | | | |
| TOTAL | | 6 | 0.0-0 | 0.0-0 | 0 | 0-0 | 1 | 0-0 | 0 |

P - #96 Tyson Dyer

2018

| Date | Opponent | No | Yds | Avg | Lg | Blkd | TB | FC | 50+ | i20 |
|--------------|----------|-----------|-------------|-------------|-----------|----------|----------|-----------|-----------|-----------|
| Sept 1 | UIW | 3 | 146 | 48.7 | 52 | 0 | 0 | 1 | 2 | 1 |
| Sept 8 | at WISC | 5 | 195 | 39.0 | 50 | 0 | 0 | 0 | 1 | 1 |
| Sept 15 | at NMSU | 8 | 355 | 44.4 | 62 | 0 | 1 | 0 | 2 | 2 |
| Sept 29 | LIBERTY | 4 | 199 | 49.8 | 54 | 1 | 0 | 1 | 2 | 2 |
| Oct 6 | at UNLV | 4 | 116 | 29.0 | 42 | 0 | 0 | 0 | 0 | 2 |
| Oct 13 | at CSU | 6 | 267 | 44.5 | 56 | 0 | 0 | 1 | 1 | 2 |
| Oct 20 | FS | 8 | 377 | 47.1 | 59 | 0 | 1 | 1 | 2 | 1 |
| Oct 27 | at USU | 8 | 373 | 46.6 | 69 | 0 | 1 | 2 | 3 | 2 |
| Nov 3 | SDSU | 8 | 348 | 43.5 | 56 | 0 | 1 | 0 | 1 | 1 |
| Nov 10 | at AFA | 7 | 351 | 50.1 | 84 | 0 | 2 | 2 | 3 | 3 |
| Nov 16 | BSU | 3 | 114 | 38.0 | 49 | 0 | 0 | 0 | 0 | 0 |
| Nov 24 | WYO | 10 | 437 | 43.7 | 64 | 0 | 0 | 4 | 2 | 2 |
| TOTAL | | 74 | 3278 | 44.3 | 84 | 1 | 6 | 12 | 19 | 19 |

2019

| Date | Opponent | No | Yds | Avg | Lg | Blkd | TB | FC | 50+ | i20 |
|---------|------------|-----|------|------|----|------|----|----|-----|-----|
| Aug 31 | SHSU | 9 | 421 | 46.8 | 59 | 0 | 0 | 5 | 3 | 2 |
| Sept 14 | at ND | 6 | 279 | 46.5 | 63 | 0 | 1 | 0 | 1 | 3 |
| Sept 21 | NMSU | 2 | 119 | 59.5 | 63 | 0 | 1 | 0 | 2 | 1 |
| Sept 28 | at LIBERTY | 5 | 239 | 47.8 | 58 | 0 | 0 | 1 | 3 | 5 |
| Oct 4 | at SJSU | 3 | 145 | 48.3 | 60 | 1 | 0 | 0 | 1 | 2 |
| Oct 11 | CSU | 7 | 303 | 43.3 | 56 | 0 | 0 | 1 | 4 | 7 |
| Oct 19 | at WYO | 4 | 151 | 37.8 | 46 | 0 | 1 | 1 | 0 | 3 |
| Oct 26 | HAW | 3 | 138 | 46.0 | 56 | 0 | 0 | 0 | 2 | 2 |
| Nov 2 | at NEV | 6 | 269 | 44.8 | 55 | 0 | 1 | 2 | 2 | 3 |
| Nov 16 | at BSU | 5 | 233 | 46.6 | 59 | 0 | 0 | 0 | 2 | 3 |
| Nov 23 | AFA | | | | | | | | | |
| Nov 30 | USU | | | | | | | | | |
| TOTAL | | 50 | 2297 | 45.9 | 63 | 1 | 4 | 10 | 20 | 31 |
| CAREER | | 124 | 5575 | 45.0 | 84 | 2 | 10 | 22 | 39 | 50 |

Sam Houston State (6-5, 5-3)

| | | |
|-------|--------------------------------|----------------|
| 8/31 | at New Mexico | L 31-39 |
| 9/7 | Oklahoma Panhandle State | W 77-0 |
| 9/14 | at North Dakota | L 23-27 |
| 9/21 | *Incarnate Word | W 45-6 |
| 9/28 | *at McNeese State | W 28-17 |
| 10/5 | *Stephen F. Austin | W 31-20 |
| 10/12 | *Lamar | L 17-20 (3 OT) |
| 10/19 | *Nicholls State | W 17-0 |
| 10/26 | *at Central Arkansas | L 25-29 |
| 11/9 | *at Abilene Christian | W 24-10 |
| 11/16 | *Northwestern State | L 28-31 |
| 11/23 | *Houston Baptist | 1 pm |

Notre Dame (8-2)

| | | |
|-------|--------------------------|----------|
| 9/2 | at Louisville | W 35-17 |
| 9/14 | New Mexico | W 66-14 |
| 9/21 | at No. 3 Georgia | L 17-23 |
| 9/28 | No. 18 Virginia | W 35-20 |
| 10/5 | Bowling Green | W 52-0 |
| 10/12 | USC | W 30-27 |
| 10/26 | at No. 19 Michigan | L 14-45 |
| 11/2 | Virginia Tech | W 21-20 |
| 11/9 | at Duke | W 38-7 |
| 11/16 | No. 23 Navy | W 52-20 |
| 11/23 | Boston College | 12:30 pm |
| 11/30 | at Stanford | TBA |

New Mexico State (1-9)

| | | |
|-------|----------------------------------|---------|
| 8/31 | at No. 23 Washington State | L 7-58 |
| 9/7 | at No. 2 Alabama | L 10-62 |
| 9/14 | San Diego State | L 10-31 |
| 9/21 | at New Mexico | L 52-55 |
| 9/28 | Fresno State | L 17-30 |
| 10/5 | Liberty | L 13-20 |
| 10/12 | at Central Michigan | L 28-42 |
| 10/26 | at Georgia Southern | L 7-41 |
| 11/9 | at Ole Miss | L 3-41 |
| 11/16 | Incarnate Word | W 38-21 |
| 11/23 | UTEP | 2 pm |
| 11/30 | at Liberty | Noon |

Liberty (6-4)

| | | |
|-------|---------------------------|---------|
| 8/31 | No 22. Syracuse | L 0-24 |
| 9/7 | at Louisiana | L 14-35 |
| 9/14 | Buffalo | W 35-17 |
| 9/21 | Hampton | W 62-27 |
| 9/28 | New Mexico | W 17-10 |
| 10/5 | at New Mexico State | W 20-13 |
| 10/19 | Maine | W 59-44 |
| 10/26 | at Rutgers | L 34-44 |
| 11/2 | at UMass | W 63-21 |
| 11/9 | at BYU | L 24-31 |
| 11/23 | at Virginia | TBA |
| 11/30 | New Mexico State | Noon |

San Jose State (4-6, 1-5)

| | | |
|-------|-------------------------|---------|
| 8/29 | Northern Colorado | W 35-18 |
| 9/7 | Tulsa | L 16-34 |
| 9/21 | at Arkansas | W 24-17 |
| 9/27 | *at Air Force | L 24-41 |
| 10/4 | *New Mexico | W 32-21 |
| 10/12 | *at Nevada | L 38-41 |
| 10/19 | *San Diego State | L 17-27 |
| 10/26 | at Army | W 34-29 |
| 11/2 | *Boise State | L 42-52 |
| 11/9 | *at Hawai'i | L 40-42 |
| 11/23 | *at UNLV | 2 pm |
| 11/30 | *Fresno State | TBA |

Colorado State (4-6, 3-3)

| | | |
|-------|--|---------|
| 8/30 | vs. Colorado (Mile High Stadium) | L 31-52 |
| 9/7 | Western Illinois | W 38-13 |
| 9/14 | at Arkansas | L 34-55 |
| 9/21 | Toledo | L 35-41 |
| 9/28 | *at Utah State | L 24-34 |
| 10/5 | *San Diego State | L 10-24 |
| 10/11 | *at New Mexico | W 35-21 |
| 10/26 | *at Fresno State | W 41-31 |
| 11/2 | *UNLV | W 37-17 |
| 11/16 | *Air Force | L 21-38 |
| 11/22 | *at Wyoming | 7:30 pm |
| 11/29 | *Boise State | 1:30 pm |

Wyoming (6-4, 3-3)

| | | |
|-------|---------------------------|--------------|
| 8/31 | Missouri | W 37-31 |
| 9/7 | at Texas State | W 23-14 |
| 9/14 | Idaho | W 21-16 |
| 9/21 | at Tulsa | L 21-24 |
| 9/28 | *UNLV | W 53-17 |
| 10/12 | *at San Diego State | L 22-26 |
| 10/19 | *New Mexico | W 23-10 |
| 10/26 | *Nevada | W 31-3 |
| 11/9 | *at Boise State | L (OT) 17-20 |
| 11/16 | *at Utah State | L 21-26 |
| 11/22 | *Colorado State | 7:30 pm |
| 11/30 | *at Air Force | Noon |

Hawai'i (7-4, 4-3)

| | | |
|-------|----------------------------|----------|
| 8/24 | Arizona | W 45-38 |
| 9/7 | Oregon State | W 31-28 |
| 9/14 | at No. 23 Washington | L 20-52 |
| 9/21 | Central Arkansas | W 35-14 |
| 9/28 | *at Nevada | W 54-3 |
| 10/12 | *at Boise State | L 37-59 |
| 10/19 | *Air Force | L 26-56 |
| 10/26 | *at New Mexico | W 45-31 |
| 11/2 | *Fresno State | L 38-41 |
| 11/9 | *San Jose State | W 42-40 |
| 11/16 | *at UNLV | W 21-7 |
| 11/23 | *San Diego State | 9 pm |
| 11/30 | Army | 10:30 am |

Nevada (6-4, 3-3)

| | | |
|-------|---------------------------|---------|
| 8/30 | Purdue | W 34-31 |
| 9/7 | at No. 16 Oregon | L 6-77 |
| 9/14 | Weber State | W 19-13 |
| 9/21 | at UTEP | W 37-21 |
| 9/28 | *at Hawai'i | L 3-54 |
| 10/12 | *San Jose State | W 41-38 |
| 10/19 | *at Utah State | L 10-36 |
| 10/26 | *at Wyoming | L 3-31 |
| 11/2 | *New Mexico | W 21-10 |
| 11/9 | *at San Diego State | W 17-13 |
| 11/23 | *at Fresno State | TBA |
| 11/30 | *UNLV | 1 pm |

Boise State (9-1, 6-0)

| | | |
|-------|--------------------------|--------------|
| 8/31 | vs. Florida State | W 36-31 |
| 9/6 | Marshall | W 14-7 |
| 9/14 | Portland State | W 45-10 |
| 9/20 | *Air Force | W 30-19 |
| 10/5 | *at UNLV | W 38-13 |
| 10/12 | *Hawai'i | W 59-37 |
| 10/19 | at BYU | L 25-28 |
| 11/2 | *at San Jose State | W 52-42 |
| 11/9 | *Wyoming | W (OT) 20-17 |
| 11/16 | *New Mexico | W 42-9 |
| 11/23 | *at Utah State | 8:30 pm |
| 11/29 | *at Colorado State | 1:30 pm |

Air Force (8-2, 5-1)

| | | |
|-------|--------------------------|--------------|
| 8/31 | Colgate | W 48-7 |
| 9/14 | at Colorado | W (OT) 30-23 |
| 9/20 | *at Boise State | L 19-30 |
| 9/27 | *San Jose State | W 41-24 |
| 10/5 | at Navy | L 25-34 |
| 10/12 | *Fresno State | W 42-24 |
| 10/19 | *at Hawai'i | W 36-10 |
| 10/26 | *Utah State | W 31-7 |
| 11/2 | Army | W 17-13 |
| 11/16 | *at Colorado State | W 38-21 |
| 11/23 | *at New Mexico | Noon |
| 11/30 | *Wyoming | Noon |

Utah State (6-4, 5-1)

| | | |
|-------|---------------------------|---------|
| 8/30 | at Wake Forest | L 35-38 |
| 9/7 | Stony Brook | W 62-7 |
| 9/21 | *at San Diego State | W 23-17 |
| 9/28 | *Colorado State | W 34-24 |
| 10/5 | at LSU | L 6-42 |
| 10/19 | *Nevada | W 36-10 |
| 10/26 | *at Air Force | L 7-31 |
| 11/2 | BYU | L 14-42 |
| 11/9 | *at Fresno State | W 37-35 |
| 11/16 | *Wyoming | W 26-21 |
| 11/23 | *Boise State | 8:30 pm |
| 11/30 | *at New Mexico | 2 pm |

THE DAVIE FILE

Born: Sept. 30, 1954
Birthplace: Sewickley, Pa.
Alma Mater: Youngstown State, 1977
Playing Experience: Youngstown State, 1975-76
Family: Wife, Joanne; daughter Audra, son, Clay

Bowl Games Coached:

(corresponding to the season, not the actual year of the bowl game)

| | |
|------|-------------------|
| 2016 | Gildan New Mexico |
| 2015 | Gildan New Mexico |
| 2000 | Fiesta Bowl |
| 1998 | Gator Bowl |
| 1997 | Independence Bowl |
| 1995 | Orange Bowl |
| 1994 | Fiesta Bowl |
| 1993 | Cotton Bowl |
| 1992 | Cotton Bowl |
| 1991 | Cotton Bowl |
| 1990 | Holiday Bowl |
| 1989 | Sun Bowl |
| 1987 | Cotton Bowl |
| 1986 | Cotton Bowl |
| 1985 | Cotton Bowl |
| 1982 | Cotton Bowl |
| 1981 | Sugar Bowl |
| 1980 | Gator Bowl |
| 1979 | Fiesta Bowl |
| 1977 | Gator Bowl |


Head Coaching Experience

| Year | School | Record | Bowl |
|------|------------|--------|------------------------|
| 2019 | New Mexico | 2-8 | - |
| 2018 | New Mexico | 3-9 | - |
| 2017 | New Mexico | 3-9 | - |
| 2016 | New Mexico | 9-4 | Gildan New Mexico Bowl |
| 2015 | New Mexico | 7-6 | Gildan New Mexico Bowl |
| 2014 | New Mexico | 4-8 | - |
| 2013 | New Mexico | 3-9 | - |
| 2012 | New Mexico | 4-9 | - |
| 2001 | Notre Dame | 5-6 | - |
| 2000 | Notre Dame | 9-3 | Fiesta Bowl |
| 1999 | Notre Dame | 5-7 | - |
| 1998 | Notre Dame | 9-3 | Gator Bowl |
| 1997 | Notre Dame | 7-6 | Independence Bowl |

Career record: 70-87

Assistant Coaching Experience

| Year | School | Position |
|------|------------|-----------------------|
| 1996 | Notre Dame | Defensive Coordinator |
| 1995 | Notre Dame | Defensive Coordinator |
| 1994 | Notre Dame | Defensive Coordinator |
| 1993 | Texas A&M | Defensive Coordinator |
| 1992 | Texas A&M | Defensive Coordinator |
| 1991 | Texas A&M | Defensive Coordinator |
| 1990 | Texas A&M | Defensive Coordinator |
| 1989 | Texas A&M | Defensive Coordinator |
| 1988 | Texas A&M | Outside Linebackers |
| 1987 | Texas A&M | Outside Linebackers |
| 1986 | Texas A&M | Outside Linebackers |
| 1985 | Texas A&M | Outside Linebackers |
| 1984 | Tulane | DC./Asst. Head Coach |
| 1983 | Tulane | DC./Asst. Head Coach |
| 1982 | Pittsburgh | Linebackers |
| 1981 | Pittsburgh | Linebackers |
| 1980 | Pittsburgh | Linebackers |
| 1979 | Arizona | Linebackers |
| 1978 | Arizona | Linebackers |
| 1977 | Pittsburgh | Graduate Assistant |



Bob Davie enters his eighth season at The University of New Mexico, where he has led the program to back-to-back bowl games, a 2016 Gildan New Mexico Bowl title, and increased respect in the form of nationally televised games and increased media attention.

The 2018 season saw him complete his 32nd season as a collegiate football coach, and it marked his 42nd season overall in the sport, including 10 years as a broadcaster at ESPN.

The 2018 season saw UNM put a scare into the nation's No. 5 team in Wisconsin, and pick up a record breaking win over UNLV, winning with the largest road margin of victory for the Lobos in the Mountain West. The Lobos also had a win in the Rio Grande Rivalry, winning 42-25 over New Mexico State, giving Davie a 5-2 record against UNM's rivals to the south.

UNM also led the nation in kickoff coverage and had the top punt returner in the nation, continuing the hallmark of tremendous special teams play under Davie. The team also turned in the best academic year on record with a 2.83 GPA in the Fall and a 2.92 in the Spring, two of the five highest GPAs in program history. Additionally, UNM set records as a program with 27 Academic All-Conference performers and 13 Mountain West Scholar-Athletes.

While the 2017 season did not see the results on the field that Davie and the Lobos got used too, it still had many successful moments. The season culminated with four Lobos making it into NFL camps, including the program's first draft choice in eight years with Jason Sanders as a seventh-round selection of the Miami Dolphins. Additionally, Lamar Jordan signed a free agent contract with the Atlanta Falcons and Corey Bojorquez did likewise with the New England Patriots.

The Lobos finished among the national leaders in kickoff coverage and punt coverage, and running back Richard McQuarley tied the school record with five touchdown runs against Air Force.

In addition, the Lobos continued their streak in which the team returned a kickoff for a touchdown in each of Bob Davie's first six seasons as Elijah Lilly took one back against Texas A&M. The touchdown was the 10th in those six seasons, and that was tied for the third-most in the nation over that time period, and UNM's streak of one kickoff return for a touchdown from 2010-17 was the second-longest streak nationally.

UNM was also strong off the field, with a program record 23 Mountain West All-Academic selections and a 2.85 GPA in the Spring semester, the highest under Davie at the time.

It's safe to say that his first five years at New Mexico has seen him orchestrate one of the best rebuilding jobs in the history of the sport. When he arrived on campus in 2012, he inherited a program that had gone just 3-37 in the previous 40 games and had the lowest number of scholarship players in Division I. Knowing that back story makes UNM's stretch all the more remarkable.

Over the 2015 and 2016 seasons, New Mexico went 16-10, tying a school record for the most wins in back-to-back seasons in school history. The Lobos tied a school record with six conference wins in 2016, and UNM's 11 conference wins over those two seasons were the most in school history. New Mexico's 12-5 Mountain West record over a 17-game stretch was tied for the best in the Mountain Division and is the second-best in the league overall.

Perhaps there is no better stat to show how far Davie has brought the Lobos than this: after no wins over Bowl eligible teams from 2008-14, the Lobos defeated seven bowl eligible teams over those two seasons.

UNDER DAVIE...

NEW MEXICO RECORD WHEN..... 2012...2013...2014...2015...2016...2017...2018...2019..... OVERALL

| | | |
|------------------------------------|--|-------|
| Lobos lead after 1st quarter..... | 4-3.....3-2.....3-2.....4-2.....7-2.....2-1.....1-2.....1-1..... | 25-15 |
| Lobos trail after 1st quarter..... | 0-5.....0-7.....0-4.....2-2.....1-2.....0-8.....1-7.....1-6..... | 5-51 |
| Score tied after 1st quarter..... | 0-1.....0-0.....1-2.....1-2.....1-0.....1-0.....1-0.....0-0..... | 5-5 |
| Lobos lead after halftime..... | 4-1.....2-1.....3-2.....5-0.....6-1.....2-0.....3-1.....1-0..... | 26-6 |
| Lobos trail after halftime..... | 0-8.....0-7.....1-5.....2-6.....1-3.....1-9.....0-8.....0-7..... | 5-53 |
| Score tied after halftime..... | 0-0.....1-1.....0-1.....0-0.....2-0.....0-0.....0-0.....1-0..... | 4-2 |
| Lobos lead after 3rd quarter..... | 4-0.....2-0.....2-1.....5-1.....8-1.....3-0.....3-1.....2-0..... | 30-4 |
| Lobos trail after 3rd quarter..... | 0-9.....1-8.....2-7.....1-5.....0-3.....0-9.....0-8.....0-7..... | 4-56 |
| Score tied after 3rd quarter..... | 0-0.....0-1.....0-0.....1-0.....1-0.....0-0.....0-0.....0-0..... | 2-1 |

SCHEDULE BREAKDOWN..... 2012...2013...2014...2015...2016...2017...2018...2019..... OVERALL

| | | |
|----------------|--|-------|
| Overall..... | 4-9.....3-9.....4-8.....7-6.....9-4.....3-9.....3-9.....2-8..... | 35-62 |
| August..... | 0-0.....0-1.....0-1.....0-0.....0-0.....0-0.....0-0.....1-0..... | 1-2 |
| September..... | 2-3.....2-2.....1-2.....2-2.....1-2.....3-2.....2-2.....1-2..... | 14-17 |
| October..... | 2-2.....0-2.....1-2.....2-2.....4-1.....0-3.....1-3.....0-4..... | 10-19 |
| November..... | 0-4.....1-4.....2-3.....3-1.....3-1.....0-4.....0-4.....0-2..... | 9-23 |
| December..... | 0-0.....0-0.....0-0.....0-1.....1-0.....0-0.....0-0.....0-0..... | 1-1 |

CONFERENCE GAMES..... 2012...2013...2014...2015...2016...2017...2018...2019..... OVERALL

| | | |
|--------------|--|------|
| Home..... | 0-4.....1-3.....1-3.....3-1.....3-1.....1-3.....0-4.....0-2..... | 9-21 |
| Road..... | 1-3.....0-4.....1-3.....2-2.....2-1.....0-4.....1-3.....0-4..... | 7-24 |
| Neutral..... | 0-0.....0-0.....0-0.....0-0.....1-0.....0-0.....0-0.....0-0..... | 1-0 |

NON-CONFERENCE GAMES..... 2012...2013...2014...2015...2016...2017...2018...2019..... OVERALL

| | | |
|-----------|--|------|
| Home..... | 2-0.....1-1.....0-2.....2-2.....3-0.....1-1.....1-1.....2-0..... | 12-7 |
| Road..... | 1-2.....1-1.....2-0.....0-1.....0-2.....1-1.....1-1.....0-2..... | 6-10 |

MISCELLANEOUS..... 2012...2013...2014...2015...2016...2017...2018...2019..... OVERALL

| | | |
|--|--|-------|
| Games Decided by a TD or less (8 pts)..... | 0-5.....2-3.....3-3.....3-2.....5-1.....1-3.....0-2.....2-1..... | 16-20 |
| Games Decided by a FG or less (3 pts)..... | 0-1.....0-0.....2-0.....2-0.....2-1.....1-3.....0-1.....1-0..... | 8-6 |
| Games Played on Grass..... | 1-0.....0-1.....0-0.....0-1.....1-0.....0-2.....0-0.....0-0..... | 2-4 |
| Games Played on Turf..... | 3-9.....3-8.....4-8.....7-5.....8-4.....3-7.....3-9.....2-8..... | 33-58 |
| Day Games (start before 6 pm)..... | 2-7.....1-5.....3-5.....4-4.....3-2.....2-4.....1-7.....2-2..... | 18-36 |
| Night Games (start 6 pm or later)..... | 2-2.....2-4.....1-3.....3-2.....6-2.....1-5.....2-2.....0-5..... | 17-26 |
| vs. Ranked..... | 0-2.....0-1.....0-2.....0-0.....0-1.....0-0.....0-2.....0-2..... | 0-10 |
| Overtime..... | 0-0.....1-0.....0-0.....0-0.....0-0.....0-0.....0-0.....0-0..... | 1-0 |

New Mexico Inside Opponent Red-Zone

| Date | Opponent | Score | Times | | Total | Rush | | Pass | FGs | Failed to score inside RZ | | | | | |
|------------------|-------------------|---------|-------|--------|-------|------|-----|------|------|---------------------------|------|-----|------|------|------|
| | | | In RZ | Scored | Pts | TDs | TDs | TDs | Made | FGA | Down | Int | Fumb | Half | Game |
| Aug 31, 2019 | SAM HOUSTON STATE | W 39-31 | 5 | 5 | 26 | 3 | 3 | 0 | 2 | 0 | 0 | 0 | 0 | 0 | 0 |
| Sep 14, 2019 | at Notre Dame | L 14-66 | 1 | 0 | 0 | 0 | 0 | 0 | 0 | 0 | 0 | 0 | 1 | 0 | 0 |
| Sep 21, 2019 | NEW MEXICO STATE | W 55-52 | 5 | 4 | 28 | 4 | 3 | 1 | 0 | 0 | 0 | 0 | 0 | 1 | 0 |
| Sep 28, 2019 | at Liberty | L 10-17 | 3 | 1 | 7 | 1 | 0 | 1 | 0 | 0 | 1 | 1 | 0 | 0 | 0 |
| Oct 04, 2019 | at San Jose State | L 21-32 | 3 | 1 | 7 | 1 | 1 | 0 | 0 | 1 | 0 | 0 | 1 | 0 | 0 |
| Oct 11, 2019 | COLORADO STATE | L 21-35 | 4 | 3 | 21 | 3 | 3 | 0 | 0 | 0 | 0 | 0 | 1 | 0 | 0 |
| Oct 19, 2019 | at Wyoming | L 10-23 | 3 | 2 | 10 | 1 | 0 | 1 | 1 | 0 | 0 | 0 | 0 | 1 | 0 |
| Oct 26, 2019 | HAWAII | L 31-45 | 3 | 3 | 17 | 2 | 1 | 1 | 1 | 0 | 0 | 0 | 0 | 0 | 0 |
| Nov 02, 2019 | at Nevada | L 10-21 | 3 | 2 | 10 | 1 | 1 | 0 | 1 | 0 | 1 | 0 | 0 | 0 | 0 |
| Nov 16, 2019 | at Boise State | L 9-42 | 1 | 1 | 6 | 1 | 1 | 0 | 0 | 0 | 0 | 0 | 0 | 0 | 0 |
| Nov 23, 2019 | AIR FORCE | | | | | | | | | | | | | | |
| Nov 30, 2019 | UTAH STATE | | | | | | | | | | | | | | |
| Totals | | | 31 | 22 | 132 | 17 | 13 | 4 | 5 | 1 | 2 | 1 | 3 | 2 | 0 |
| 22 of 31 (71.0%) | | | | | | | | | | | | | | | |

Opponents Inside New Mexico Red-Zone

| Date | Opponent | Score | Times | | Total | Rush | | Pass | FGs | Failed to score inside RZ | | | | | |
|------------------|-------------------|---------|-------|--------|-------|------|-----|------|------|---------------------------|------|-----|------|------|------|
| | | | In RZ | Scored | Pts | TDs | TDs | TDs | Made | FGA | Down | Int | Fumb | Half | Game |
| Aug 31, 2019 | SAM HOUSTON STATE | W 39-31 | 3 | 3 | 22 | 3 | 2 | 1 | 0 | 0 | 0 | 0 | 0 | 0 | 0 |
| Sep 14, 2019 | at Notre Dame | L 14-66 | 4 | 4 | 24 | 3 | 2 | 1 | 1 | 0 | 0 | 0 | 0 | 0 | 0 |
| Sep 21, 2019 | NEW MEXICO STATE | W 55-52 | 8 | 8 | 52 | 7 | 4 | 3 | 1 | 0 | 0 | 0 | 0 | 0 | 0 |
| Sep 28, 2019 | at Liberty | L 10-17 | 4 | 2 | 14 | 2 | 0 | 2 | 0 | 1 | 0 | 0 | 1 | 0 | 0 |
| Oct 04, 2019 | at San Jose State | L 21-32 | 7 | 5 | 22 | 2 | 1 | 1 | 3 | 1 | 0 | 0 | 0 | 1 | 0 |
| Oct 11, 2019 | COLORADO STATE | L 21-35 | 5 | 2 | 14 | 2 | 2 | 0 | 0 | 1 | 0 | 0 | 1 | 1 | 0 |
| Oct 19, 2019 | at Wyoming | L 10-23 | 4 | 4 | 23 | 3 | 2 | 1 | 1 | 0 | 0 | 0 | 0 | 0 | 0 |
| Oct 26, 2019 | HAWAII | L 31-45 | 4 | 4 | 24 | 3 | 2 | 1 | 1 | 0 | 0 | 0 | 0 | 0 | 0 |
| Nov 02, 2019 | at Nevada | L 10-21 | 3 | 2 | 14 | 2 | 1 | 1 | 0 | 0 | 1 | 0 | 0 | 0 | 0 |
| Nov 16, 2019 | at Boise State | L 9-42 | 4 | 4 | 28 | 4 | 1 | 3 | 0 | 0 | 0 | 0 | 0 | 0 | 0 |
| Nov 23, 2019 | AIR FORCE | | | | | | | | | | | | | | |
| Nov 30, 2019 | UTAH STATE | | | | | | | | | | | | | | |
| Totals | | | 46 | 38 | 237 | 31 | 17 | 14 | 7 | 3 | 1 | 0 | 2 | 2 | 0 |
| 38 of 46 (82.6%) | | | | | | | | | | | | | | | |

2019 STARTING LINEUPS

OFFENSE

| OPPONENT | QB | WR | WR | WR/RB*/TE# | RB | TE/WR*/RB# | LT | LG | C | RG | RT |
|----------|----------|-------|--------|--------------|----------|------------|----------|----------|---------|-----------|--------|
| SHSU | Hughes | Kress | Umeh | Griffin IV | Davis | Williams | Mosely | Estrella | Stapley | Jankoviak | Saltes |
| @UND | S. Jones | Kress | Umeh | Beilman# | J. Jones | Williams | Mosely | Zavala | Stapley | Jankoviak | Saltes |
| NMSU | Tuioti | Kress | Umeh | Lilly | Davis | Williams | Mosely | Estrella | Stapley | Jankoviak | Saltes |
| @LIB | Tuioti | Kress | Umeh | Griffin IV | Davis | Williams | Mosely | Estrella | Stapley | Jankoviak | Saltes |
| @SJSU | Tuioti | Kress | Umeh | Logan-Greene | Davis | Williams | Estrella | Briggs | Stapley | Jankoviak | Saltes |
| CSU | S. Jones | Kress | Molina | Logan-Greene | Carroll | Williams | Mosely | Estrella | Stapley | Briggs | Saltes |
| @WYO | S. Jones | Kress | Molina | Logan-Greene | Carroll | Williams | Mosely | Estrella | Stapley | Briggs | Saltes |
| HAW | Tuioti | Kress | Molina | Beilman# | Carroll | Williams | Mosely | Zavala | Stapley | Briggs | Saltes |
| @NEV | Tuioti | Kress | Somoye | Logan-Greene | Davis | Williams | Mosely | Estrella | Stapley | Zavala | Saltes |
| @BSU | Tuioti | Kress | Umeh | Logan-Greene | Davis | Williams | Mosely | Estrella | Stapley | Zavala | Saltes |
| AFA | | | | | | | | | | | |
| USU | | | | | | | | | | | |

DEFENSE

| OPPONENT | LE | NT | RE/STAR 2* | RUSH | MLB | WLB | LCB | SS | FS | RCB | STAR/RUSH 2* |
|----------|-----------|-----------|------------|--------|------|-----------|--------|---------|--------|--------|--------------|
| SHSU | Sellers | Blackwell | Austin | Horton | Hart | Vainikolo | Rogers | Peek | Miller | Martin | Hernandez |
| @UND | Sellers | Gansallo | Austin | Horton | Hart | Vainikolo | Rogers | Peek | Beaton | Martin | Hernandez |
| NMSU | Sellers | Soremekun | Austin | Hearn | Hart | Vainikolo | Rogers | Peek | Beaton | Martin | Reed II |
| @LIB | Sellers | Flowers | Austin | Horton | Hart | Vainikolo | Rogers | Peek | Beaton | Martin | Reed II |
| @SJSU | Soremekun | Flowers | Austin | Horton | Hart | Vainikolo | Rogers | Reed II | Beaton | Martin | Burton |
| CSU | Sellers | Flowers | Austin | Hearn | Hart | Vainikolo | Rogers | Reed II | Beaton | Martin | Burton |
| @WYO | Sellers | Flowers | Austin | Hearn | Hart | Vainikolo | Rogers | Bolden | Beaton | Martin | Hernandez |
| HAW | Soremekun | Austin | Burton* | Hearn | Hart | Vainikolo | Rogers | Reed II | Beaton | Martin | Hernandez |
| @NEV | Sellers | Gansallo | Austin | Hearn | Hart | Vainikolo | Rogers | Reed II | Beaton | Martin | Hernandez |
| @BSU | Sellers | Gansallo | Austin | Hearn | Hart | Vainikolo | Rogers | Reed II | Beaton | Martin | Hernandez |
| AFA | | | | | | | | | | | |
| USU | | | | | | | | | | | |

| Date | Opponent | | Score | Overall | Conference | Time | Attend |
|----------------|--------------------|---|-------|---------|------------|------|--------|
| Aug 31, 2019 | SAM HOUSTON STATE | W | 39-31 | 1-0 | 0-0 | 3:56 | 13749 |
| Sep 14, 2019 | at #7 Notre Dame | L | 14-66 | 1-1 | 0-0 | 3:23 | 77622 |
| Sep 21, 2019 | NEW MEXICO STATE | W | 55-52 | 2-1 | 0-0 | 3:25 | 27269 |
| Sep 28, 2019 | at Liberty | L | 10-17 | 2-2 | 0-0 | 3:04 | 17101 |
| * Oct 04, 2019 | at San Jose State | L | 21-32 | 2-3 | 0-1 | 3:37 | 16119 |
| * Oct 11, 2019 | COLORADO STATE | L | 21-35 | 2-4 | 0-2 | 3:51 | 15393 |
| * Oct 19, 2019 | at Wyoming | L | 10-23 | 2-5 | 0-3 | 2:54 | 22884 |
| * Oct 26, 2019 | HAWAII | L | 31-45 | 2-6 | 0-4 | 3:23 | 12617 |
| * Nov 02, 2019 | at Nevada | L | 10-21 | 2-7 | 0-5 | 3:15 | 15631 |
| * Nov 16, 2019 | at #19 Boise State | L | 9-42 | 2-8 | 0-6 | 3:18 | 31492 |
| * Nov 23, 2019 | AIR FORCE | | | | | | |
| * Nov 30, 2019 | UTAH STATE | | | | | | |

Team Statistics

NM

OPP

| | | |
|-------------------------|-------------|-------------|
| SCORING | 220 | 364 |
| Points Per Game | 22.0 | 36.4 |
| Points Off Turnovers | 25 | 79 |
| FIRST DOWNS | 204 | 228 |
| Rushing | 85 | 76 |
| Passing | 93 | 128 |
| Penalty | 26 | 24 |
| RUSHING YARDAGE | 1919 | 1562 |
| Yards gained rushing | 2159 | 1865 |
| Yards lost rushing | 240 | 303 |
| Rushing Attempts | 404 | 370 |
| Average Per Rush | 4.8 | 4.2 |
| Average Per Game | 191.9 | 156.2 |
| TDs Rushing | 17 | 18 |
| PASSING YARDAGE | 2143 | 3358 |
| Comp-Att-Int | 145-292-13 | 231-367-3 |
| Average Per Pass | 7.3 | 9.1 |
| Average Per Catch | 14.8 | 14.5 |
| Average Per Game | 214.3 | 335.8 |
| TDs Passing | 9 | 27 |
| TOTAL OFFENSE | 4062 | 4920 |
| Total Plays | 696 | 737 |
| Average Per Play | 5.8 | 6.7 |
| Average Per Game | 406.2 | 492.0 |
| KICK RETURNS: #-Yards | 18-453 | 16-405 |
| PUNT RETURNS: #-Yards | 20-132 | 15-106 |
| INT RETURNS: #-Yards | 3-71 | 13-133 |
| KICK RETURN AVERAGE | 25.2 | 25.3 |
| PUNT RETURN AVERAGE | 6.6 | 7.1 |
| INT RETURN AVERAGE | 23.7 | 10.2 |
| FUMBLES-LOST | 16-8 | 13-6 |
| PENALTIES-Yards | 72-660 | 75-642 |
| Average Per Game | 66.0 | 64.2 |
| PUNTS-Yards | 51-2317 | 47-2101 |
| Average Per Punt | 45.4 | 44.7 |
| Net punt average | 41.8 | 41.0 |
| KICKOFFS-Yards | 47-2856 | 66-3992 |
| Average Per Kick | 60.8 | 60.5 |
| Net kick average | 38.9 | 38.8 |
| TIME OF POSSESSION/Game | 29:03 | 30:57 |
| 3RD-DOWN Conversions | 51/144 | 60/152 |
| 3rd-Down Pct | 35% | 39% |
| 4TH-DOWN Conversions | 5/15 | 13/20 |
| 4th-Down Pct | 33% | 65% |
| SACKS BY-Yards | 22-164 | 14-85 |
| MISC YARDS | 0 | 0 |
| TOUCHDOWNS SCORED | 27 | 48 |
| FIELD GOALS-ATTEMPTS | 11-15 | 10-15 |
| ON-SIDE KICKS | 0-1 | 1-1 |
| RED-ZONE SCORES | (22-31) 71% | (38-46) 83% |
| RED-ZONE TOUCHDOWNS | (17-31) 55% | (31-46) 67% |
| PAT-ATTEMPTS | (23-26) 88% | (44-47) 94% |
| ATTENDANCE | 69028 | 180849 |
| Games/Avg Per Game | 4/17257 | 6/30142 |
| Neutral Site Games | | 0/0 |

| Score by Quarters | 1st | 2nd | 3rd | 4th | OT | Total |
|-------------------|-----|-----|-----|-----|----|-------|
| New Mexico | 43 | 51 | 47 | 79 | 0 | 220 |
| Opponents | 100 | 130 | 61 | 73 | 0 | 364 |

| Rushing | gp | att | gain | loss | net | avg | td | lg | avg/g |
|-------------------|----|-----|------|------|------|------|----|----|-------|
| DAVIS, Ahmari | 9 | 140 | 849 | 17 | 832 | 5.9 | 7 | 67 | 92.4 |
| CARROLL, Bryson | 9 | 93 | 502 | 28 | 474 | 5.1 | 2 | 56 | 52.7 |
| JONES, Sheriron | 6 | 47 | 254 | 50 | 204 | 4.3 | 3 | 35 | 34.0 |
| TUIOTI, Tevaka | 8 | 44 | 266 | 83 | 183 | 4.2 | 0 | 33 | 22.9 |
| MORAN, Kentrail | 5 | 20 | 66 | 3 | 63 | 3.2 | 2 | 9 | 12.6 |
| COLE, Bobby | 10 | 5 | 59 | 0 | 59 | 11.8 | 1 | 37 | 5.9 |
| VIGILANT, Daevon | 10 | 17 | 58 | 5 | 53 | 3.1 | 1 | 15 | 5.3 |
| JONES, Javohn | 4 | 8 | 31 | 5 | 26 | 3.2 | 0 | 11 | 6.5 |
| GRAY, Micah | 10 | 4 | 20 | 0 | 20 | 5.0 | 1 | 13 | 2.0 |
| HALL, Trae | 1 | 2 | 15 | 0 | 15 | 7.5 | 0 | 11 | 15.0 |
| GRIFFIN IV, Jay | 6 | 3 | 12 | 0 | 12 | 4.0 | 0 | 8 | 2.0 |
| JOHNSON, Lawrence | 2 | 3 | 9 | 0 | 9 | 3.0 | 0 | 4 | 4.5 |
| VIEIRA, Thomas | 10 | 1 | 4 | 0 | 4 | 4.0 | 0 | 4 | 0.4 |
| LOGAN-GREENE, Ema | 9 | 4 | 9 | 6 | 3 | 0.8 | 0 | 6 | 0.3 |
| LILLY, Elijah | 3 | 2 | 3 | 0 | 3 | 1.5 | 0 | 2 | 1.0 |
| DYER, Tyson | 10 | 1 | 2 | 0 | 2 | 2.0 | 0 | 2 | 0.2 |
| HUGHES, Brandt | 1 | 1 | 0 | 5 | -5 | -5.0 | 0 | 0 | -5.0 |
| TEAM | 10 | 9 | 0 | 38 | -38 | -4.2 | 0 | 0 | -3.8 |
| Total | 10 | 404 | 2159 | 240 | 1919 | 4.8 | 17 | 67 | 191.9 |
| Opponents | 10 | 370 | 1865 | 303 | 1562 | 4.2 | 18 | 76 | 156.2 |

| Passing | gp | effic | comp-att-int | pct | yds | td | lg | avg/g |
|-----------------|----|--------|--------------|------|------|----|----|-------|
| TUIOTI, Tevaka | 8 | 124.89 | 99-184-6 | 53.8 | 1425 | 7 | 62 | 178.1 |
| JONES, Sheriron | 6 | 90.26 | 34-76-7 | 44.7 | 500 | 2 | 47 | 83.3 |
| HUGHES, Brandt | 1 | 104.52 | 12-29-0 | 41.4 | 218 | 0 | 51 | 218.0 |
| TEAM | 10 | 0.00 | 0-2-0 | 0.0 | 0 | 0 | 0 | 0.0 |
| DRENNAN, Q | 5 | 0.00 | 0-1-0 | 0.0 | 0 | 0 | 0 | 0.0 |
| Total | 10 | 112.57 | 145-292-13 | 49.7 | 2143 | 9 | 62 | 214.3 |
| Opponents | 10 | 162.44 | 231-367-3 | 62.9 | 3358 | 27 | 87 | 335.8 |

| Receiving | gp | no. | yds | avg | td | lg | avg/g |
|----------------------|----|-----|------|------|----|----|-------|
| WILLIAMS, Marcus | 10 | 24 | 408 | 17.0 | 0 | 42 | 40.8 |
| KRESS, Jordan | 10 | 22 | 490 | 22.3 | 4 | 59 | 49.0 |
| UMEH, Anselem | 9 | 19 | 251 | 13.2 | 0 | 40 | 27.9 |
| LOGAN-GREENE, Ema | 9 | 18 | 188 | 10.4 | 0 | 21 | 20.9 |
| GRIFFIN IV, Jay | 6 | 13 | 118 | 9.1 | 0 | 25 | 19.7 |
| MOLINA, Aaron | 8 | 11 | 202 | 18.4 | 2 | 41 | 25.2 |
| LILLY, Elijah | 3 | 7 | 95 | 13.6 | 0 | 36 | 31.7 |
| PATTERSON III Cedric | 10 | 5 | 139 | 27.8 | 2 | 62 | 13.9 |
| SOMOYE, Anu | 10 | 5 | 76 | 15.2 | 1 | 29 | 7.6 |
| DRENNAN, Q | 5 | 5 | 48 | 9.6 | 0 | 18 | 9.6 |
| VIGILANT, Daevon | 10 | 4 | 11 | 2.8 | 0 | 6 | 1.1 |
| DAVIS, Ahmari | 9 | 3 | 63 | 21.0 | 0 | 51 | 7.0 |
| VIEIRA, Thomas | 10 | 3 | 21 | 7.0 | 0 | 11 | 2.1 |
| JONES, Javohn | 4 | 3 | 13 | 4.3 | 0 | 6 | 3.2 |
| CARROLL, Bryson | 9 | 2 | 12 | 6.0 | 0 | 7 | 1.3 |
| JONES, Jr., Jeffrey | 3 | 1 | 8 | 8.0 | 0 | 8 | 2.7 |
| Total | 10 | 145 | 2143 | 14.8 | 9 | 62 | 214.3 |
| Opponents | 10 | 231 | 3358 | 14.5 | 27 | 87 | 335.8 |

| Punt Returns | no. | yds | avg | td | lg |
|-----------------|-----|-----|-----|----|----|
| ROGERS, De'John | 20 | 132 | 6.6 | 0 | 23 |
| Total | 20 | 132 | 6.6 | 0 | 23 |
| Opponents | 15 | 106 | 7.1 | 0 | 24 |

| Interceptions | no. | yds | avg | td | lg |
|------------------|-----|-----|------|----|----|
| HART, Alex | 1 | 19 | 19.0 | 0 | 19 |
| AUSTIN, Erin | 1 | 9 | 9.0 | 0 | 9 |
| REED II, Jerrick | 1 | 43 | 43.0 | 1 | 43 |
| Total | 3 | 71 | 23.7 | 1 | 43 |
| Opponents | 13 | 133 | 10.2 | 2 | 34 |

| Kick Returns | no. | yds | avg | td | lg |
|-----------------|-----|-----|------|----|----|
| CARROLL, Bryson | 8 | 245 | 30.6 | 0 | 58 |
| ALEXANDER, Chad | 4 | 74 | 18.5 | 0 | 26 |
| DRENNAN, Q | 3 | 68 | 22.7 | 0 | 28 |
| MARTIN, Donte | 2 | 41 | 20.5 | 0 | 26 |
| UMEH, Anselem | 1 | 25 | 25.0 | 0 | 25 |
| Total | 18 | 453 | 25.2 | 0 | 58 |
| Opponents | 16 | 405 | 25.3 | 0 | 71 |

| Fumble Returns | no. | yds | avg | td | lg |
|----------------|-----|-----|------|----|----|
| SELLERS, Trent | 1 | 5 | 5.0 | 0 | 5 |
| Total | 1 | 5 | 5.0 | 0 | 5 |
| Opponents | 4 | 43 | 10.8 | 1 | 24 |

| Scoring | td | fg | PAT | | | | dxp | saf | pts |
|----------------------|----|-------|-------|------|-----|------|-----|-----|-----|
| | | | kick | rush | rcv | pass | | | |
| SHELLEY, Andrew | - | 11-15 | 23-26 | - | - | - | - | - | 56 |
| DAVIS, Ahmari | 7 | - | - | - | - | - | - | - | 42 |
| KRESS, Jordan | 4 | - | - | - | - | - | - | - | 24 |
| JONES, Sheriron | 3 | - | - | - | - | 1-1 | - | - | 18 |
| MOLINA, Aaron | 2 | - | - | - | - | - | - | - | 12 |
| MORAN, Kentrail | 2 | - | - | - | - | - | - | - | 12 |
| PATTERSON III Cedric | 2 | - | - | - | - | - | - | - | 12 |
| CARROLL, Bryson | 2 | - | - | - | - | - | - | - | 12 |
| GRAY, Micah | 1 | - | - | - | - | - | - | - | 6 |
| COLE, Bobby | 1 | - | - | - | - | - | - | - | 6 |
| REED II, Jerrick | 1 | - | - | - | - | - | - | - | 6 |
| VIGILANT, Daevon | 1 | - | - | - | - | - | - | - | 6 |
| SOMOYE, Anu | 1 | - | - | - | - | - | - | - | 6 |
| WILLIAMS, Marcus | - | - | - | - | 1 | - | - | - | 2 |
| Total | 27 | 11-15 | 23-26 | - | 1 | 1-1 | - | - | 220 |
| Opponents | 48 | 10-15 | 44-47 | - | 1 | 1-1 | - | - | 364 |

| Total Offense | q | plays | rush | pass | total | avg/q |
|-------------------|----|-------|------|------|-------|-------|
| TUIOTI, Tevaka | 8 | 228 | 183 | 1425 | 1608 | 201.0 |
| DAVIS, Ahmari | 9 | 140 | 832 | 0 | 832 | 92.4 |
| JONES, Sheriron | 6 | 123 | 204 | 500 | 704 | 117.3 |
| CARROLL, Bryson | 9 | 93 | 474 | 0 | 474 | 52.7 |
| HUGHES, Brandt | 1 | 30 | -5 | 218 | 213 | 213.0 |
| MORAN, Kentrail | 5 | 20 | 63 | 0 | 63 | 12.6 |
| COLE, Bobby | 10 | 5 | 59 | 0 | 59 | 5.9 |
| VIGILANT, Daevon | 10 | 17 | 53 | 0 | 53 | 5.3 |
| JONES, Javohn | 4 | 8 | 26 | 0 | 26 | 6.5 |
| GRAY, Micah | 10 | 4 | 20 | 0 | 20 | 2.0 |
| HALL, Trae | 1 | 2 | 15 | 0 | 15 | 15.0 |
| GRIFFIN IV, Jay | 6 | 3 | 12 | 0 | 12 | 2.0 |
| JOHNSON, Lawrence | 2 | 3 | 9 | 0 | 9 | 4.5 |
| VIEIRA, Thomas | 10 | 1 | 4 | 0 | 4 | 0.4 |
| LILLY, Elijah | 3 | 2 | 3 | 0 | 3 | 1.0 |
| LOGAN-GREENE, Ema | 9 | 4 | 3 | 0 | 3 | 0.3 |
| DYER, Tyson | 10 | 1 | 2 | 0 | 2 | 0.2 |
| TEAM | 10 | 11 | -38 | 0 | -38 | -3.8 |
| Total | 10 | 696 | 1919 | 2143 | 4062 | 406.2 |
| Opponents | 10 | 737 | 1562 | 3358 | 4920 | 492.0 |

| Field Goals | fg | pct. | 01-19 | 20-29 | 30-39 | 40-49 | 50-99 | lg | blk |
|-----------------|-------|------|-------|-------|-------|-------|-------|----|-----|
| SHELLEY, Andrew | 11-15 | 73.3 | 0-0 | 3-4 | 1-1 | 6-8 | 1-2 | 52 | 0 |

| FG Sequence | New Mexico | Opponents |
|-------------------|---------------------|------------------------|
| Sam Houston State | (44),(41),(27),(25) | (46) |
| Notre Dame | - | (36) |
| New Mexico State | (48),(49) | (33),44 |
| Liberty | (52) | (42),32 |
| San Jose State | 28 | 41,(24),(33),(49),(24) |
| Colorado State | - | 46 |
| Wyoming | (25) | 47,(36) |
| Hawai'i | (39),48 | (24) |
| Nevada | 53,(49) | - |
| Boise State | 48,(40) | - |
| Air Force | - | - |
| Utah State | - | - |

| Punting | no. | yds | avg | lg | tb | fc | i20 | 50+ | blk |
|-------------|-----|------|------|----|----|----|-----|-----|-----|
| DYER, Tyson | 50 | 2297 | 45.9 | 63 | 4 | 14 | 31 | 18 | 1 |
| TEAM | 1 | 20 | 20.0 | 20 | 0 | 0 | 0 | 0 | 0 |
| Total | 51 | 2317 | 45.4 | 63 | 4 | 14 | 31 | 18 | 1 |
| Opponents | 47 | 2101 | 44.7 | 60 | 2 | 4 | 14 | 10 | 0 |

| Kickoffs | no. | yds | avg | tb | ob | retn | net | ydln |
|--------------------|-----|------|------|----|----|------|------|------|
| MURPHREE, Donovan | 45 | 2761 | 61.4 | 24 | 1 | | | |
| KELLY-ROMERO, Dyla | 2 | 95 | 47.5 | 1 | 0 | | | |
| Total | 47 | 2856 | 60.8 | 25 | 1 | 25.3 | 38.9 | 26 |
| Opponents | 66 | 3992 | 60.5 | 39 | 2 | 25.2 | 38.8 | 26 |

Numbers in (parentheses) indicate field goal was made.

| All Purpose | g | rush | rcv | pr | kr | ir | total | avg/g |
|-------------------|----|------|------|-----|-----|-----|-------|-------|
| DAVIS, Ahmari | 9 | 832 | 63 | 0 | 0 | 0 | 895 | 99.4 |
| CARROLL, Brys | 9 | 474 | 12 | 0 | 245 | 0 | 731 | 81.2 |
| KRESS, Jordan | 10 | 0 | 490 | 0 | 0 | 0 | 490 | 49.0 |
| WILLIAMS, Mar | 10 | 0 | 408 | 0 | 0 | 0 | 408 | 40.8 |
| UMEH, Anselem | 9 | 0 | 251 | 0 | 25 | 0 | 276 | 30.7 |
| JONES, Sheriro | 6 | 204 | 0 | 0 | 0 | 0 | 204 | 34.0 |
| MOLINA, Aaron | 8 | 0 | 202 | 0 | 0 | 0 | 202 | 25.2 |
| LOGAN-GREEN | 9 | 3 | 188 | 0 | 0 | 0 | 191 | 21.2 |
| TUIOTI, Tevaka | 8 | 183 | 0 | 0 | 0 | 0 | 183 | 22.9 |
| PATTERSON III | 10 | 0 | 139 | 0 | 0 | 0 | 139 | 13.9 |
| ROGERS, De'Jo | 10 | 0 | 0 | 132 | 0 | 0 | 132 | 13.2 |
| GRIFFIN IV, Jay | 6 | 12 | 118 | 0 | 0 | 0 | 130 | 21.7 |
| DRENNAN, Q | 5 | 0 | 48 | 0 | 68 | 0 | 116 | 23.2 |
| LILLY, Elijah | 3 | 3 | 95 | 0 | 0 | 0 | 98 | 32.7 |
| SOMOYE, Anu | 10 | 0 | 76 | 0 | 0 | 0 | 76 | 7.6 |
| ALEXANDER, C | 3 | 0 | 0 | 0 | 74 | 0 | 74 | 24.7 |
| VIGILANT, Daev | 10 | 53 | 11 | 0 | 0 | 0 | 64 | 6.4 |
| MORAN, Kentrai | 5 | 63 | 0 | 0 | 0 | 0 | 63 | 12.6 |
| COLE, Bobby | 10 | 59 | 0 | 0 | 0 | 0 | 59 | 5.9 |
| REED II, Jerrick | 9 | 0 | 0 | 0 | 0 | 43 | 43 | 4.8 |
| MARTIN, Donte | 10 | 0 | 0 | 0 | 41 | 0 | 41 | 4.1 |
| JONES, Javohn | 4 | 26 | 13 | 0 | 0 | 0 | 39 | 9.8 |
| VIEIRA, Thomas | 10 | 4 | 21 | 0 | 0 | 0 | 25 | 2.5 |
| GRAY, Micah | 10 | 20 | 0 | 0 | 0 | 0 | 20 | 2.0 |
| HART, Alex | 10 | 0 | 0 | 0 | 0 | 19 | 19 | 1.9 |
| HALL, Trae | 1 | 15 | 0 | 0 | 0 | 0 | 15 | 15.0 |
| JOHNSON, Law | 2 | 9 | 0 | 0 | 0 | 0 | 9 | 4.5 |
| AUSTIN, Erin | 10 | 0 | 0 | 0 | 0 | 9 | 9 | 0.9 |
| JONES, Jr., Jeffr | 3 | 0 | 8 | 0 | 0 | 0 | 8 | 2.7 |
| DYER, Tyson | 10 | 2 | 0 | 0 | 0 | 0 | 2 | 0.2 |
| HUGHES, Brand | 1 | -5 | 0 | 0 | 0 | 0 | -5 | -5.0 |
| TEAM | 10 | -38 | 0 | 0 | 0 | 0 | -38 | -3.8 |
| Total | 10 | 1919 | 2143 | 132 | 453 | 71 | 4718 | 471.8 |
| Opponents | 10 | 1562 | 3358 | 106 | 405 | 133 | 5564 | 556.4 |

| # | Defensive Leaders | gp | Tackles | | | | Sacks no-yds | Pass defense | | | Fumbles | | blkd | | |
|-----------|----------------------|----|---------|-----|-----|---------|-----------------|--------------|------|-----|---------|----|------|-----|---|
| | | | ua | a | tot | tfl/yds | | int-yds | brup | qbh | rcv-yds | ff | kick | saf | |
| 3C | HART, Alex | 10 | 41 | 30 | 71 | 9.0-45 | 4.0-32 | 1-19 | 3 | 1 | . | . | . | . | . |
| 30 | VAINIKOLO, Alexander | 10 | 36 | 21 | 57 | 10.5-74 | 3.0-37 | . | 1 | 1 | . | . | . | . | . |
| 9Z | REED II, Jerrick | 9 | 32 | 14 | 46 | 3.0-6 | . | 1-43 | 1 | 1 | . | . | . | . | . |
| 1E | BEATON, Letayveon | 10 | 33 | 12 | 45 | . | . | . | 2 | . | . | 1 | . | . | . |
| 6Z | ROGERS, De'John | 10 | 37 | 8 | 45 | . | . | . | 9 | . | 2-0 | 1 | . | . | . |
| 3B | HERNANDEZ, Johnny | 8 | 24 | 19 | 43 | 1.0-1 | . | . | 2 | 1 | . | . | . | . | . |
| 8Z | MARTIN, Donte | 10 | 27 | 9 | 36 | 2.0-2 | . | . | 7 | . | . | . | . | . | . |
| 2J | HEARN, Jacobi | 10 | 25 | 10 | 35 | 10.0-56 | 6.0-44 | . | 2 | . | . | 2 | . | . | . |
| 90 | AUSTIN, Erin | 10 | 23 | 10 | 33 | 2.5-18 | 1.5-11 | 1-9 | . | 3 | . | 3 | . | . | . |
| 1H | HORTON, Dylan | 6 | 13 | 10 | 23 | 2.5-12 | 1.5-9 | . | 1 | 2 | . | . | . | . | . |
| 1I | SANDERS, Devin | 10 | 13 | 8 | 21 | 2.0-7 | 1.5-6 | . | . | 1 | 1-0 | 1 | 1 | . | . |
| 1A | MILLER, Kameron | 9 | 10 | 11 | 21 | 0.5-0 | . | . | . | . | . | . | . | . | . |
| 3Z | PEEK, Patrick | 4 | 11 | 7 | 18 | 1.0-1 | . | . | . | . | . | . | . | . | . |
| 98 | NOBLE, Joey | 9 | 9 | 9 | 18 | 1.5-9 | 1.0-7 | . | . | 2 | . | . | . | . | . |
| 46 | SHOOK, Brandon | 10 | 12 | 6 | 18 | . | . | . | . | 2 | . | 1 | . | . | . |
| 2A | BURTON, Brandon | 6 | 6 | 8 | 14 | 0.5-0 | . | . | . | . | 1-0 | . | . | . | . |
| 1C | BOLDEN, Nico | 8 | 9 | 4 | 13 | . | . | . | . | . | . | . | . | . | . |
| 93 | FLOWERS, Nahje | 6 | 5 | 8 | 13 | 2.0-4 | 1.5-3 | . | . | . | . | . | 1 | . | . |
| 1D | LoVETT III, Michael | 10 | 11 | 2 | 13 | . | . | . | . | . | . | . | . | . | . |
| 8D | SELLERS, Trent | 10 | 9 | 2 | 11 | 4.5-20 | 1.0-11 | . | . | 3 | 1-5 | . | . | . | . |
| 95 | SOREMEKUN, Adebayo | 8 | 4 | 6 | 10 | 2.0-8 | 1.0-4 | . | 1 | 2 | . | . | 1 | . | . |
| 2C | HANNAH, Reco | 10 | 6 | 4 | 10 | 0.5-1 | . | . | . | . | . | . | . | . | . |
| 97 | HARRIS, Justin | 7 | 4 | 4 | 8 | 1.0-1 | . | . | . | . | . | . | . | . | . |
| 5E | PAUNI, Elmer | 7 | 3 | 2 | 5 | . | . | . | . | . | . | . | . | . | . |
| 9I | GANSALLO, Ben | 10 | 2 | 3 | 5 | . | . | . | 1 | . | . | . | . | . | . |
| 54 | MURRAY, Langston | 8 | . | 4 | 4 | . | . | . | . | . | . | . | . | . | . |
| 5Z | LEWIS, James | 8 | 3 | 1 | 4 | . | . | . | . | . | . | . | . | . | . |
| 88 | WILLIAMS, Marcus | 10 | 2 | 1 | 3 | . | . | . | . | . | . | . | . | . | . |
| 52 | BLACKWELL, Aaro | 1 | 1 | 2 | 3 | . | . | . | . | . | . | . | . | . | . |
| 2H | COLLIER, Tony | 8 | 1 | 2 | 3 | . | . | . | 1 | . | . | . | . | . | . |
| 1B | HUNT, Antonio | 4 | 2 | . | 2 | . | . | . | . | . | . | . | . | . | . |
| 80 | SOMOYE, Anu | 10 | 2 | . | 2 | . | . | . | . | . | . | . | . | . | . |
| 3D | EnRICO, Jared | 7 | 1 | 1 | 2 | . | . | . | . | . | . | . | . | . | . |
| 64 | STAPLEY, Kyle | 10 | 1 | . | 1 | . | . | . | . | . | . | . | . | . | . |
| 34 | COLE, Bobby | 10 | 1 | . | 1 | . | . | . | . | . | . | . | . | . | . |
| 55 | JANG, Radson | 4 | 1 | . | 1 | . | . | . | . | . | . | . | . | . | . |
| 50 | SALTES, Teton | 10 | 1 | . | 1 | . | . | . | . | . | . | . | . | . | . |
| 9 | KRESS, Jordan | 10 | 1 | . | 1 | . | . | . | . | . | . | . | . | . | . |
| 17 | LOGAN-GREENE, Eman. | 9 | 1 | . | 1 | . | . | . | . | . | . | . | . | . | . |
| 7Z | MANLY, Blair | 6 | . | 1 | 1 | . | . | . | . | . | . | . | . | . | . |
| 96 | DYER, Tyson | 10 | 1 | . | 1 | . | . | . | . | . | . | . | . | . | . |
| 13 | MOLINA, Aaron | 8 | 1 | . | 1 | . | . | . | . | . | . | . | . | . | . |
| 1J | CUFFEE, Jr., Eric | 3 | 1 | . | 1 | . | . | . | . | . | . | . | . | . | . |
| 4Z | LOWERY, Shaddrick | 10 | 1 | . | 1 | . | . | . | . | . | . | . | . | . | . |
| 71 | ZAVALA, David | 10 | 1 | . | 1 | . | . | . | . | . | . | . | . | . | . |
| TM | TEAM | 10 | . | . | . | . | . | . | . | . | 1-0 | . | . | . | . |
| Total | | 10 | 428 | 239 | 667 | 56-265 | 22-164 | 3-71 | 31 | 19 | 6-5 | 9 | 3 | . | . |
| Opponents | | 10 | 390 | 258 | 648 | 49-163 | 14-85 | 13-133 | 35 | 10 | 8-43 | 8 | 1 | . | . |

SEASON
CAREER

| Rushing | gp | att | gain | loss | net | avg | td | lg | avg/g | gp | att | gain | loss | net | avg | td | lg | avg/g |
|-------------------|----|-----|------|------|------|------|----|----|-------|----|-----|------|------|------|------|----|----|-------|
| DAVIS, Ahmari | 9 | 140 | 849 | 17 | 832 | 5.9 | 7 | 67 | 92.4 | 17 | 191 | 1050 | 33 | 1017 | 5.3 | 11 | 67 | 59.8 |
| CARROLL, Bryson | 9 | 93 | 502 | 28 | 474 | 5.1 | 2 | 56 | 52.7 | 12 | 106 | 554 | 31 | 523 | 4.9 | 2 | 56 | 43.6 |
| JONES, Sheriron | 6 | 47 | 254 | 50 | 204 | 4.3 | 3 | 35 | 34.0 | 17 | 126 | 622 | 132 | 490 | 3.9 | 3 | 35 | 28.8 |
| TUIOTI, Tevaka | 8 | 44 | 266 | 83 | 183 | 4.2 | 0 | 33 | 22.9 | 19 | 87 | 555 | 130 | 425 | 4.9 | 2 | 34 | 22.4 |
| MORAN, Kentrail | 5 | 20 | 66 | 3 | 63 | 3.2 | 2 | 9 | 12.6 | 11 | 34 | 99 | 4 | 95 | 2.8 | 2 | 10 | 8.6 |
| COLE, Bobby | 10 | 5 | 59 | 0 | 59 | 11.8 | 1 | 37 | 5.9 | 12 | 5 | 59 | 0 | 59 | 11.8 | 1 | 37 | 4.9 |
| VIGILANT, Daevon | 10 | 17 | 58 | 5 | 53 | 3.1 | 1 | 15 | 5.3 | 10 | 17 | 58 | 5 | 53 | 3.1 | 1 | 15 | 5.3 |
| JONES, Javohn | 4 | 8 | 31 | 5 | 26 | 3.2 | 0 | 11 | 6.5 | 13 | 11 | 36 | 6 | 30 | 2.7 | 0 | 11 | 2.3 |
| GRAY, Micah | 10 | 4 | 20 | 0 | 20 | 5.0 | 1 | 13 | 2.0 | 20 | 11 | 43 | 0 | 43 | 3.9 | 1 | 13 | 2.2 |
| HALL, Trae | 1 | 2 | 15 | 0 | 15 | 7.5 | 0 | 11 | 15.0 | 2 | 3 | 21 | 0 | 21 | 7.0 | 0 | 11 | 10.5 |
| GRIFFIN IV, Jay | 6 | 3 | 12 | 0 | 12 | 4.0 | 0 | 8 | 2.0 | 30 | 17 | 147 | 10 | 137 | 8.1 | 1 | 61 | 4.6 |
| JOHNSON, Lawrence | 2 | 3 | 9 | 0 | 9 | 3.0 | 0 | 4 | 4.5 | 2 | 3 | 9 | 0 | 9 | 3.0 | 0 | 4 | 4.5 |
| VIEIRA, Thomas | 10 | 1 | 4 | 0 | 4 | 4.0 | 0 | 4 | 0.4 | 26 | 1 | 4 | 0 | 4 | 4.0 | 0 | 4 | 0.2 |
| LILLY, Elijah | 3 | 2 | 3 | 0 | 3 | 1.5 | 0 | 2 | 1.0 | 36 | 10 | 66 | 7 | 59 | 5.9 | 0 | 25 | 1.6 |
| LOGAN-GREENE, Ema | 9 | 4 | 9 | 6 | 3 | 0.8 | 0 | 6 | 0.3 | 9 | 4 | 9 | 6 | 3 | 0.8 | 0 | 6 | 0.3 |
| DYER, Tyson | 10 | 1 | 2 | 0 | 2 | 2.0 | 0 | 2 | 0.2 | 22 | 1 | 2 | 0 | 2 | 2.0 | 0 | 2 | 0.1 |
| HUGHES, Brandt | 1 | 1 | 0 | 5 | -5 | -5.0 | 0 | 0 | -5.0 | 1 | 1 | 0 | 5 | -5 | -5.0 | 0 | 0 | -5.0 |
| TEAM | 10 | 9 | 0 | 38 | -38 | -4.2 | 0 | 0 | -3.8 | | | | | | | | | |
| Total | 0 | 404 | 2159 | 240 | 1919 | 4.8 | 17 | 67 | 0.0 | | | | | | | | | |
| Opponents | 0 | 370 | 1865 | 303 | 1562 | 4.2 | 18 | 76 | 0.0 | | | | | | | | | |

| Passing | gp | effic | comp-att-int | pct | yds | td | lg | avg/g | gp | effic | comp-att-int | pct | yds | td | lg | avg/g |
|-----------------|----|--------|--------------|------|------|----|----|-------|----|--------|--------------|------|------|----|----|-------|
| TUIOTI, Tevaka | 8 | 124.89 | 99-184-6 | 53.8 | 1425 | 7 | 62 | 178.1 | 19 | 121.91 | 180-345-14 | 52.2 | 2569 | 16 | 69 | 135.2 |
| JONES, Sheriron | 6 | 90.26 | 34-76-7 | 44.7 | 500 | 2 | 47 | 83.3 | 17 | 117.31 | 136-263-19 | 51.7 | 1917 | 15 | 79 | 112.8 |
| HUGHES, Brandt | 1 | 104.52 | 12-29-0 | 41.4 | 218 | 0 | 51 | 218.0 | 1 | 104.52 | 12-29-0 | 41.4 | 218 | 0 | 51 | 218.0 |
| TEAM | 10 | 0.00 | 0-2-0 | 0.0 | 0 | 0 | 0 | 0.0 | | | | | | | | |
| DRENNAN, Q | 5 | 0.00 | 0-1-0 | 0.0 | 0 | 0 | 0 | 0.0 | 5 | 0.00 | 0-1-0 | 0.0 | 0 | 0 | 0 | 0.0 |
| Total | 0 | 112.57 | 145-292-13 | 49.7 | 2143 | 9 | 62 | 0.0 | | | | | | | | |
| Opponents | 0 | 162.44 | 231-367-3 | 62.9 | 3358 | 27 | 87 | 0.0 | | | | | | | | |

| Receiving | gp | no. | yds | avg | td | lg | avg/g | gp | no. | yds | avg | td | lg | avg/g |
|----------------------|----|-----|------|------|----|----|-------|----|-----|-----|------|----|----|-------|
| WILLIAMS, Marcus | 10 | 24 | 408 | 17.0 | 0 | 42 | 40.8 | 10 | 24 | 408 | 17.0 | 0 | 42 | 40.8 |
| KRESS, Jordan | 10 | 22 | 490 | 22.3 | 4 | 59 | 49.0 | 10 | 22 | 490 | 22.3 | 4 | 59 | 49.0 |
| UMEH, Anselem | 9 | 19 | 251 | 13.2 | 0 | 40 | 27.9 | 30 | 38 | 626 | 16.5 | 3 | 56 | 20.9 |
| LOGAN-GREENE, Ema | 9 | 18 | 188 | 10.4 | 0 | 21 | 20.9 | 9 | 18 | 188 | 10.4 | 0 | 21 | 20.9 |
| GRIFFIN IV, Jay | 6 | 13 | 118 | 9.1 | 0 | 25 | 19.7 | 30 | 63 | 679 | 10.8 | 4 | 71 | 22.6 |
| MOLINA, Aaron | 8 | 11 | 202 | 18.4 | 2 | 41 | 25.2 | 24 | 17 | 286 | 16.8 | 3 | 41 | 11.9 |
| LILLY, Elijah | 3 | 7 | 95 | 13.6 | 0 | 36 | 31.7 | 36 | 28 | 470 | 16.8 | 5 | 74 | 13.1 |
| PATTERSON III Cedric | 10 | 5 | 139 | 27.8 | 2 | 62 | 13.9 | 12 | 5 | 139 | 27.8 | 2 | 62 | 11.6 |
| SOMOYE, Anu | 10 | 5 | 76 | 15.2 | 1 | 29 | 7.6 | 46 | 14 | 217 | 15.5 | 3 | 31 | 4.7 |
| DRENNAN, Q | 5 | 5 | 48 | 9.6 | 0 | 18 | 9.6 | 5 | 5 | 48 | 9.6 | 0 | 18 | 9.6 |
| VIGILANT, Daevon | 10 | 4 | 11 | 2.8 | 0 | 6 | 1.1 | 10 | 4 | 11 | 2.8 | 0 | 6 | 1.1 |
| DAVIS, Ahmari | 9 | 3 | 63 | 21.0 | 0 | 51 | 7.0 | 17 | 5 | 63 | 12.6 | 0 | 51 | 3.7 |
| VIEIRA, Thomas | 10 | 3 | 21 | 7.0 | 0 | 11 | 2.1 | 26 | 3 | 21 | 7.0 | 0 | 11 | 0.8 |
| JONES, Javohn | 4 | 3 | 13 | 4.3 | 0 | 6 | 3.2 | 13 | 3 | 13 | 4.3 | 0 | 6 | 1.0 |
| CARROLL, Bryson | 9 | 2 | 12 | 6.0 | 0 | 7 | 1.3 | 12 | 2 | 12 | 6.0 | 0 | 7 | 1.0 |
| JONES, Jr., Jeffrey | 3 | 1 | 8 | 8.0 | 0 | 8 | 2.7 | 3 | 1 | 8 | 8.0 | 0 | 8 | 2.7 |
| Total | 0 | 145 | 2143 | 14.8 | 9 | 62 | 0.0 | | | | | | | |
| Opponents | 0 | 231 | 3358 | 14.5 | 27 | 87 | 0.0 | | | | | | | |

SEASON
CAREER

| Total Offense | g | plays | rush | pass | total | avg/g |
|-------------------|----|-------|------|------|-------|-------|
| TUIOTI, Tevaka | 8 | 228 | 183 | 1425 | 1608 | 201.0 |
| DAVIS, Ahmari | 9 | 140 | 832 | 0 | 832 | 92.4 |
| JONES, Sheriron | 6 | 123 | 204 | 500 | 704 | 117.3 |
| CARROLL, Bryson | 9 | 93 | 474 | 0 | 474 | 52.7 |
| HUGHES, Brandt | 1 | 30 | -5 | 218 | 213 | 213.0 |
| MORAN, Kentrail | 5 | 20 | 63 | 0 | 63 | 12.6 |
| COLE, Bobby | 10 | 5 | 59 | 0 | 59 | 5.9 |
| VIGILANT, Daevon | 10 | 17 | 53 | 0 | 53 | 5.3 |
| JONES, Javohn | 4 | 8 | 26 | 0 | 26 | 6.5 |
| GRAY, Micah | 10 | 4 | 20 | 0 | 20 | 2.0 |
| HALL, Trae | 1 | 2 | 15 | 0 | 15 | 15.0 |
| GRIFFIN IV, Jay | 6 | 3 | 12 | 0 | 12 | 2.0 |
| JOHNSON, Lawrence | 2 | 3 | 9 | 0 | 9 | 4.5 |
| VIEIRA, Thomas | 10 | 1 | 4 | 0 | 4 | 0.4 |
| LILLY, Elijah | 3 | 2 | 3 | 0 | 3 | 1.0 |
| LOGAN-GREENE, Ema | 9 | 4 | 3 | 0 | 3 | 0.3 |
| DYER, Tyson | 10 | 1 | 2 | 0 | 2 | 0.2 |
| TEAM | 10 | 11 | -38 | 0 | -38 | -3.8 |
| Total | 0 | 696 | 1919 | 2143 | 4062 | 0.0 |
| Opponents | 0 | 737 | 1562 | 3358 | 4920 | 0.0 |

| | g | plays | rush | pass | total | avg/g |
|--|----|-------|------|------|-------|-------|
| | 19 | 432 | 425 | 2569 | 2994 | 157.6 |
| | 17 | 191 | 1017 | 0 | 1017 | 59.8 |
| | 17 | 389 | 490 | 1917 | 2407 | 141.6 |
| | 12 | 107 | 523 | 0 | 523 | 43.6 |
| | 1 | 30 | -5 | 218 | 213 | 213.0 |
| | 11 | 34 | 95 | 0 | 95 | 8.6 |
| | 12 | 5 | 59 | 0 | 59 | 4.9 |
| | 10 | 17 | 53 | 0 | 53 | 5.3 |
| | 13 | 11 | 30 | 0 | 30 | 2.3 |
| | 20 | 11 | 43 | 0 | 43 | 2.2 |
| | 2 | 3 | 21 | 0 | 21 | 10.5 |
| | 30 | 17 | 137 | 0 | 137 | 4.6 |
| | 2 | 3 | 9 | 0 | 9 | 4.5 |
| | 26 | 1 | 4 | 0 | 4 | 0.2 |
| | 36 | 10 | 59 | 0 | 59 | 1.6 |
| | 9 | 4 | 3 | 0 | 3 | 0.3 |
| | 22 | 1 | 2 | 0 | 2 | 0.1 |

| Scoring | td | fg | PAT | | | | dxp | saf | pts | td | fg | PAT | | | | dxp | saf | pts |
|----------------------|----|-------|-------|------|-----|------|-----|-----|-----|----|-------|-------|------|-----|------|-----|-----|-----|
| | | | kick | rush | rcv | pass | | | | | | kick | rush | rcv | pass | | | |
| SHELLEY, Andrew | - | 11-15 | 23-26 | - | - | - | - | - | 56 | - | 18-23 | 57-65 | - | - | - | - | - | 111 |
| DAVIS, Ahmari | 7 | - | - | - | - | - | - | - | 42 | 11 | - | - | - | - | - | - | - | 66 |
| KRESS, Jordan | 4 | - | - | - | - | - | - | - | 24 | 4 | - | - | - | - | - | - | - | 24 |
| JONES, Sheriron | 3 | - | - | - | - | 1-1 | - | - | 18 | 3 | - | - | 1-1 | - | 1-2 | - | - | 20 |
| MORAN, Kentrail | 2 | - | - | - | - | - | - | - | 12 | 2 | - | - | - | - | - | - | - | 12 |
| PATTERSON III Cedric | 2 | - | - | - | - | - | - | - | 12 | 2 | - | - | - | - | - | - | - | 12 |
| MOLINA, Aaron | 2 | - | - | - | - | - | - | - | 12 | 3 | - | - | - | - | - | - | - | 18 |
| CARROLL, Bryson | 2 | - | - | - | - | - | - | - | 12 | 2 | - | - | - | - | - | - | - | 12 |
| REED II, Jerrick | 1 | - | - | - | - | - | - | - | 6 | 1 | - | - | - | - | - | - | - | 6 |
| SOMOYE, Anu | 1 | - | - | - | - | - | - | - | 6 | 3 | - | - | - | - | - | - | - | 18 |
| VIGILANT, Daevon | 1 | - | - | - | - | - | - | - | 6 | 1 | - | - | - | - | - | - | - | 6 |
| GRAY, Micah | 1 | - | - | - | - | - | - | - | 6 | 1 | - | - | - | - | - | - | - | 6 |
| COLE, Bobby | 1 | - | - | - | - | - | - | - | 6 | 1 | - | - | - | - | - | - | - | 6 |
| WILLIAMS, Marcus | - | - | - | - | 1 | - | - | - | 2 | - | - | - | - | 1 | - | - | - | 2 |
| Total | 27 | 11-15 | 23-26 | - | 1 | 1-1 | - | - | 220 | | | | | | | | | |
| Opponents | 48 | 10-15 | 44-47 | - | 1 | 1-1 | - | - | 364 | | | | | | | | | |

| Punt Returns | no. | yds | avg | td | lg | no. | yds | avg | td | lg |
|-----------------|-----|-----|-----|----|----|-----|-----|-----|----|----|
| ROGERS, De'John | 20 | 132 | 6.6 | 0 | 23 | 20 | 132 | 6.6 | 0 | 23 |
| Total | 20 | 132 | 6.6 | 0 | 23 | | | | | |
| Opponents | 15 | 106 | 7.1 | 0 | 24 | | | | | |

| Kick Returns | no. | yds | avg | td | lg | no. | yds | avg | td | lg |
|-----------------|-----|-----|------|----|----|-----|-----|------|----|----|
| CARROLL, Bryson | 8 | 245 | 30.6 | 0 | 58 | 8 | 245 | 30.6 | 0 | 58 |
| ALEXANDER, Chad | 4 | 74 | 18.5 | 0 | 26 | 4 | 74 | 18.5 | 0 | 26 |
| DRENNAN, Q | 3 | 68 | 22.7 | 0 | 28 | 3 | 68 | 22.7 | 0 | 28 |
| MARTIN, Donte | 2 | 41 | 20.5 | 0 | 26 | 2 | 41 | 20.5 | 0 | 26 |
| UMEH, Anselem | 1 | 25 | 25.0 | 0 | 25 | 1 | 25 | 25.0 | 0 | 25 |
| Total | 18 | 453 | 25.2 | 0 | 58 | | | | | |
| Opponents | 16 | 405 | 25.3 | 0 | 71 | | | | | |

| Interceptions | no. | yds | avg | td | lg | no. | yds | avg | td | lg |
|------------------|-----|-----|------|----|----|-----|-----|------|----|----|
| AUSTIN, Erin | 1 | 9 | 9.0 | 0 | 9 | 1 | 9 | 9.0 | 0 | 9 |
| REED II, Jerrick | 1 | 43 | 43.0 | 1 | 43 | 1 | 43 | 43.0 | 1 | 43 |
| HART, Alex | 1 | 19 | 19.0 | 0 | 19 | 1 | 19 | 19.0 | 0 | 19 |
| Total | 3 | 71 | 23.7 | 1 | 43 | | | | | |
| Opponents | 13 | 133 | 10.2 | 2 | 34 | | | | | |

SEASON
CAREER
Fumble Returns

| | no. | yds | avg | td | lg | no. | yds | avg | td | lg |
|----------------|-----|-----|------|----|----|-----|-----|-----|----|----|
| SELLERS, Trent | 1 | 5 | 5.0 | 0 | 5 | 1 | 5 | 5.0 | 0 | 5 |
| Total | 1 | 5 | 5.0 | 0 | 5 | | | | | |
| Opponents | 4 | 43 | 10.8 | 1 | 24 | | | | | |

All Purpose

| | g | rush | rcv | pr | kr | ir | total | avg/g | g | rush | rcv | pr | kr | ir | total | avg/g |
|-------------------|----|------|------|-----|-----|-----|-------|-------|----|------|-----|-----|------|----|-------|-------|
| DAVIS, Ahmari | 9 | 832 | 63 | 0 | 0 | 0 | 895 | 99.4 | 17 | 1017 | 63 | 0 | 0 | 0 | 1080 | 63.5 |
| CARROLL, Bryso | 9 | 474 | 12 | 0 | 245 | 0 | 731 | 81.2 | 12 | 523 | 12 | 0 | 245 | 0 | 780 | 65.0 |
| KRESS, Jordan | 10 | 0 | 490 | 0 | 0 | 0 | 490 | 49.0 | 10 | 0 | 490 | 0 | 0 | 0 | 490 | 49.0 |
| WILLIAMS, Marc | 10 | 0 | 408 | 0 | 0 | 0 | 408 | 40.8 | 10 | 0 | 408 | 0 | 0 | 0 | 408 | 40.8 |
| UMEH, Anselem | 9 | 0 | 251 | 0 | 25 | 0 | 276 | 30.7 | 30 | 0 | 626 | 0 | 25 | 0 | 651 | 21.7 |
| JONES, Sheriron | 6 | 204 | 0 | 0 | 0 | 0 | 204 | 34.0 | 17 | 490 | 0 | 0 | 0 | 0 | 490 | 28.8 |
| MOLINA, Aaron | 8 | 0 | 202 | 0 | 0 | 0 | 202 | 25.2 | 24 | 0 | 286 | 0 | 0 | 0 | 286 | 11.9 |
| LOGAN-GREEN | 9 | 3 | 188 | 0 | 0 | 0 | 191 | 21.2 | 9 | 3 | 188 | 0 | 0 | 0 | 191 | 21.2 |
| TUIOTI, Tevaka | 8 | 183 | 0 | 0 | 0 | 0 | 183 | 22.9 | 19 | 425 | 0 | 0 | 0 | 0 | 425 | 22.4 |
| PATTERSON III | 10 | 0 | 139 | 0 | 0 | 0 | 139 | 13.9 | 12 | 0 | 139 | 0 | 0 | 0 | 139 | 11.6 |
| ROGERS, De'Jo | 10 | 0 | 0 | 132 | 0 | 0 | 132 | 13.2 | 21 | 0 | 0 | 132 | 33 | 28 | 193 | 9.2 |
| GRIFFIN IV, Jay | 6 | 12 | 118 | 0 | 0 | 0 | 130 | 21.7 | 30 | 137 | 679 | 0 | 47 | 0 | 863 | 28.8 |
| DRENNAN, Q | 5 | 0 | 48 | 0 | 68 | 0 | 116 | 23.2 | 5 | 0 | 48 | 0 | 68 | 0 | 116 | 23.2 |
| LILLY, Elijah | 3 | 3 | 95 | 0 | 0 | 0 | 98 | 32.7 | 36 | 59 | 470 | 0 | 1499 | 0 | 2028 | 56.3 |
| SOMOYE, Anu | 10 | 0 | 76 | 0 | 0 | 0 | 76 | 7.6 | 46 | 0 | 217 | 0 | 3 | 0 | 220 | 4.8 |
| ALEXANDER, C | 3 | 0 | 0 | 0 | 74 | 0 | 74 | 24.7 | 3 | 0 | 0 | 0 | 74 | 0 | 74 | 24.7 |
| VIGILANT, Daev | 10 | 53 | 11 | 0 | 0 | 0 | 64 | 6.4 | 10 | 53 | 11 | 0 | 0 | 0 | 64 | 6.4 |
| MORAN, Kentrail | 5 | 63 | 0 | 0 | 0 | 0 | 63 | 12.6 | 11 | 95 | 0 | 0 | 0 | 0 | 95 | 8.6 |
| COLE, Bobby | 10 | 59 | 0 | 0 | 0 | 0 | 59 | 5.9 | 12 | 59 | 0 | 0 | 0 | 0 | 59 | 4.9 |
| REED II, Jerrick | 9 | 0 | 0 | 0 | 0 | 43 | 43 | 4.8 | 9 | 0 | 0 | 0 | 0 | 43 | 43 | 4.8 |
| MARTIN, Donte | 10 | 0 | 0 | 0 | 41 | 0 | 41 | 4.1 | 13 | 0 | 0 | 0 | 41 | 0 | 41 | 3.2 |
| JONES, Javohn | 4 | 26 | 13 | 0 | 0 | 0 | 39 | 9.8 | 13 | 30 | 13 | 0 | 0 | 0 | 43 | 3.3 |
| VIEIRA, Thomas | 10 | 4 | 21 | 0 | 0 | 0 | 25 | 2.5 | 26 | 4 | 21 | 0 | 0 | 0 | 25 | 1.0 |
| GRAY, Micah | 10 | 20 | 0 | 0 | 0 | 0 | 20 | 2.0 | 20 | 43 | 0 | 0 | 0 | 0 | 43 | 2.2 |
| HART, Alex | 10 | 0 | 0 | 0 | 0 | 19 | 19 | 1.9 | 47 | 0 | 0 | 0 | 0 | 19 | 19 | 0.4 |
| HALL, Trae | 1 | 15 | 0 | 0 | 0 | 0 | 15 | 15.0 | 2 | 21 | 0 | 0 | 0 | 0 | 21 | 10.5 |
| AUSTIN, Erin | 10 | 0 | 0 | 0 | 0 | 9 | 9 | 0.9 | 19 | 0 | 0 | 0 | 0 | 9 | 9 | 0.5 |
| JOHNSON, Lawr | 2 | 9 | 0 | 0 | 0 | 0 | 9 | 4.5 | 2 | 9 | 0 | 0 | 0 | 0 | 9 | 4.5 |
| JONES, Jr., Jeffr | 3 | 0 | 8 | 0 | 0 | 0 | 8 | 2.7 | 3 | 0 | 8 | 0 | 0 | 0 | 8 | 2.7 |
| DYER, Tyson | 10 | 2 | 0 | 0 | 0 | 0 | 2 | 0.2 | 22 | 2 | 0 | 0 | 0 | 0 | 2 | 0.1 |
| HUGHES, Brandt | 1 | -5 | 0 | 0 | 0 | 0 | -5 | -5.0 | 1 | -5 | 0 | 0 | 0 | 0 | -5 | -5.0 |
| TEAM | 10 | -38 | 0 | 0 | 0 | 0 | -38 | -3.8 | | | | | | | | |
| Total | 0 | 1919 | 2143 | 132 | 453 | 71 | 4718 | 0.0 | | | | | | | | |
| Opponents | 0 | 1562 | 3358 | 106 | 405 | 133 | 5564 | 0.0 | | | | | | | | |

Field Goals

| | att | good | long | blkd | att | good | long | blkd |
|-----------------|-----|------|------|------|-----|------|------|------|
| SHELLEY, Andrew | 15 | 11 | 52 | 0 | 23 | 18 | 53 | 0 |
| Total | 15 | 11 | 52 | 0 | | | | |
| Opponents | 15 | 10 | 49 | 2 | | | | |

Punting

| | no. | yds | avg | lg | blk | no. | yds | avg | lg | blk |
|-------------|-----|------|------|----|-----|-----|------|------|----|-----|
| DYER, Tyson | 50 | 2297 | 45.9 | 63 | 1 | 124 | 5575 | 45.0 | 84 | 1 |
| TEAM | 1 | 20 | 20.0 | 20 | 0 | | | | | |
| Total | 51 | 2317 | 45.4 | 63 | 1 | | | | | |
| Opponents | 47 | 2101 | 44.7 | 60 | 0 | | | | | |

Kickoffs

| | no. | yds | avg | tb | ob | no. | yds | avg | tb | ob |
|---------------------|-----|------|------|----|----|-----|------|------|----|----|
| MURPHREE, Donovan | 45 | 2761 | 61.4 | 24 | 1 | 45 | 2761 | 61.4 | 24 | 1 |
| KELLY-ROMERO, Dylan | 2 | 95 | 47.5 | 1 | 0 | 10 | 580 | 58.0 | 4 | 1 |
| Total | 47 | 2856 | 60.8 | 25 | 1 | | | | | |
| Opponents | 66 | 3992 | 60.5 | 39 | 2 | | | | | |

TEAM STATISTICS

| | | Rushing | | | | Receiving | | | | Passing | | | | Kick Returns | | | | Punt Returns | | | | tot | | |
|------------|-------------------|---------|------|----|----|-----------|------|----|----|------------|------|-----|-----|--------------|-----|-----|-----|--------------|-----|-----|-----|-----|------|-----|
| Date | Opponent | no. | yds | td | lg | no. | yds | td | lg | cmp | att | int | yds | td | lg | no. | yds | td | lg | no. | yds | td | lg | off |
| Aug 31 | SAM HOUSTON STATE | 32 | 145 | 4 | 53 | 18 | 340 | 0 | 51 | 18-40-0 | 340 | 0 | 51 | 3 | 79 | 0 | 28 | 5 | 47 | 0 | 23 | | 485 | |
| Sep 14 | at Notre Dame | 46 | 212 | 2 | 47 | 10 | 151 | 0 | 41 | 10-29-3 | 151 | 0 | 41 | 2 | 30 | 0 | 15 | 2 | 2 | 0 | 2 | | 363 | |
| Sep 21 | NEW MEXICO STATE | 51 | 243 | 3 | 23 | 16 | 355 | 3 | 62 | 16-28-1 | 355 | 3 | 62 | 2 | 36 | 0 | 21 | 1 | 5 | 0 | 5 | | 598 | |
| Sep 28 | at Liberty | 43 | 223 | 0 | 35 | 12 | 139 | 1 | 22 | 12-26-2 | 139 | 1 | 22 | 0 | 0 | 0 | 0 | 1 | 2 | 0 | 2 | | 362 | |
| Oct 04 | at San Jose State | 41 | 238 | 1 | 35 | 11 | 161 | 2 | 38 | 11-26-4 | 161 | 2 | 38 | 5 | 120 | 0 | 37 | 2 | -2 | 0 | 0 | | 399 | |
| Oct 11 | COLORADO STATE | 49 | 256 | 3 | 56 | 8 | 89 | 0 | 20 | 8-17-1 | 89 | 0 | 20 | 0 | 0 | 0 | 0 | 0 | 0 | 0 | 0 | | 345 | |
| Oct 19 | at Wyoming | 37 | 169 | 0 | 40 | 14 | 203 | 1 | 28 | 14-28-0 | 203 | 1 | 28 | 0 | 0 | 0 | 0 | 2 | 17 | 0 | 14 | | 372 | |
| Oct 26 | HAWAII | 31 | 207 | 2 | 67 | 23 | 293 | 2 | 59 | 23-40-2 | 293 | 2 | 59 | 3 | 128 | 0 | 58 | 2 | 27 | 0 | 19 | | 500 | |
| Nov 02 | at Nevada | 29 | 109 | 1 | 20 | 19 | 237 | 0 | 30 | 19-36-0 | 237 | 0 | 30 | 0 | 0 | 0 | 0 | 3 | 33 | 0 | 15 | | 346 | |
| Nov 16 | at Boise State | 45 | 117 | 1 | 24 | 14 | 175 | 0 | 35 | 14-22-0 | 175 | 0 | 35 | 3 | 60 | 0 | 25 | 2 | 1 | 0 | 1 | | 292 | |
| New Mexico | | 404 | 1919 | 17 | 67 | 145 | 2143 | 9 | 62 | 145-292-13 | 2143 | 9 | 62 | 18 | 453 | 0 | 58 | 20 | 132 | 0 | 23 | | 4062 | |
| | | 370 | 1562 | 18 | 76 | 231 | 3358 | 27 | 87 | 231-367-3 | 3358 | 27 | 87 | 16 | 405 | 0 | 71 | 15 | 106 | 0 | 24 | | 4920 | |

Games: 10 • Avg/rush: 4.8 • Avg/catch: 14.8 • Pass eff: 112.57 • KR avg: 25.2 • PR avg: 6.6 • All purpose avg/game: 471.8 • Total offense avg/gm: 406.2

| Date | Opponent | Tackles | | | | Sacks | | Fumble | | Pass Defense | | | blkd | PAT Attempts | | | | off | | |
|------------|-------------------|---------|-----|-------|----------|----------|----|--------|---------|--------------|------|------|-------|--------------|-----|-----|-----|-----|--|--|
| | | ua | a | total | tfl-yds | no-yds | ff | fr-yds | int-yds | qbh | brup | kick | kick | rush | rcv | saf | t/o | pts | | |
| Aug 31 | SAM HOUSTON STATE | 47 | 34 | 81 | 5.0-22 | 3.0-17 | 1 | 1-5 | 0-0 | 6 | 3 | 0 | 3-4 | 0 | 0 | 0 | 3 | 39 | | |
| Sep 14 | at Notre Dame | 41 | 14 | 55 | 7.0-31 | 1.0-7 | 0 | 0-0 | 0-0 | 3 | 1 | 0 | 2-2 | 0 | 0 | 0 | 0 | 14 | | |
| Sep 21 | NEW MEXICO STATE | 45 | 19 | 64 | 3.0-17 | 2.0-13 | 1 | 0-0 | 1-43 | 6 | 2 | 1 | 7-7 | 0 | 0 | 0 | 7 | 55 | | |
| Sep 28 | at Liberty | 42 | 24 | 66 | 4.0-10 | 0.0-0 | 1 | 1-0 | 0-0 | 1 | 4 | 0 | 1-1 | 0 | 0 | 0 | 0 | 10 | | |
| Oct 04 | at San Jose State | 40 | 32 | 72 | 9.0-37 | 3.0-26 | 1 | 1-0 | 0-0 | 2 | 7 | 2 | 3-3 | 0 | 0 | 0 | 0 | 21 | | |
| Oct 11 | COLORADO STATE | 40 | 30 | 70 | 8.0-33 | 4.0-19 | 3 | 2-0 | 0-0 | 1 | 3 | 0 | 1-2 | 0 | 1 | 0 | 8 | 21 | | |
| Oct 19 | at Wyoming | 48 | 26 | 74 | 6.0-35 | 3.0-24 | 1 | 0-0 | 0-0 | 0 | 0 | 0 | 1-1 | 0 | 0 | 0 | 0 | 10 | | |
| Oct 26 | HAWAII | 35 | 26 | 61 | 3.0-13 | 2.0-12 | 0 | 0-0 | 1-9 | 0 | 7 | 0 | 4-4 | 0 | 0 | 0 | 7 | 31 | | |
| Nov 02 | at Nevada | 50 | 16 | 66 | 8.0-44 | 2.0-24 | 0 | 0-0 | 0-0 | 0 | 1 | 0 | 1-1 | 0 | 0 | 0 | 0 | 10 | | |
| Nov 16 | at Boise State | 40 | 18 | 58 | 3.0-23 | 2.0-22 | 1 | 1-0 | 1-19 | 0 | 3 | 0 | 0-1 | 0 | 0 | 0 | 0 | 9 | | |
| New Mexico | | 428 | 239 | 667 | 56.0-265 | 22.0-164 | 9 | 6-5 | 3-71 | 19 | 31 | 3 | 23-26 | 0 | 1 | 0 | 25 | 220 | | |
| | | 390 | 258 | 648 | 49.0-163 | 14.0-85 | 8 | 8-43 | 13-133 | 10 | 35 | 1 | 44-47 | 0 | 1 | 0 | 79 | 364 | | |

| Date | Opponent | Punting | | | | | | | | | | Field Goals | | | Kickoffs | | | | |
|------------|-------------------|---------|------|------|------|------|----|----|-----|-----|--------|-------------|------|-----|----------|------|----|----|--|
| | | no. | yds | avg | long | blkd | tb | fc | 50+ | i20 | md-att | long | blkd | no. | yds | avg | tb | ob | |
| Aug 31 | SAM HOUSTON STATE | 9 | 421 | 46.8 | 59 | 0 | 0 | 5 | 3 | 2 | 4-4 | 44 | 0 | 9 | 585 | 65.0 | 7 | 0 | |
| Sep 14 | at Notre Dame | 6 | 279 | 46.5 | 63 | 0 | 1 | 0 | 2 | 3 | 0-0 | 0 | 0 | 3 | 171 | 57.0 | 1 | 0 | |
| Sep 21 | NEW MEXICO STATE | 2 | 119 | 59.5 | 63 | 0 | 1 | 1 | 2 | 1 | 2-2 | 49 | 0 | 10 | 608 | 60.8 | 6 | 1 | |
| Sep 28 | at Liberty | 5 | 239 | 47.8 | 58 | 0 | 0 | 1 | 3 | 5 | 1-1 | 52 | 0 | 2 | 130 | 65.0 | 1 | 0 | |
| Oct 04 | at San Jose State | 4 | 165 | 41.2 | 60 | 1 | 0 | 0 | 1 | 2 | 0-1 | 0 | 0 | 4 | 202 | 50.5 | 1 | 0 | |
| Oct 11 | COLORADO STATE | 7 | 303 | 43.3 | 56 | 0 | 0 | 4 | 1 | 7 | 0-0 | 0 | 0 | 4 | 256 | 64.0 | 1 | 0 | |
| Oct 19 | at Wyoming | 4 | 151 | 37.8 | 46 | 0 | 1 | 1 | 0 | 3 | 1-1 | 25 | 0 | 3 | 195 | 65.0 | 3 | 0 | |
| Oct 26 | HAWAII | 3 | 138 | 46.0 | 56 | 0 | 0 | 0 | 2 | 2 | 1-2 | 39 | 0 | 6 | 334 | 55.7 | 3 | 0 | |
| Nov 02 | at Nevada | 6 | 269 | 44.8 | 55 | 0 | 1 | 2 | 2 | 3 | 1-2 | 49 | 0 | 3 | 195 | 65.0 | 2 | 0 | |
| Nov 16 | at Boise State | 5 | 233 | 46.6 | 59 | 0 | 0 | 0 | 2 | 3 | 1-2 | 40 | 0 | 3 | 180 | 60.0 | 0 | 0 | |
| New Mexico | | 51 | 2317 | 45.4 | 63 | 1 | 4 | 14 | 18 | 31 | 11-15 | 52 | 0 | 47 | 2856 | 60.8 | 25 | 1 | |
| | | 47 | 2101 | 44.7 | 60 | 0 | 2 | 4 | 10 | 14 | 10-15 | 49 | 2 | 66 | 3992 | 60.5 | 39 | 2 | |

| | | Rushing | | | | Receiving | | | | Passing | | | | Kick Returns | | | | Punt Returns | | | | tot | | |
|-----------|-------------------|---------|------|----|----|-----------|------|----|----|------------|------|-----|-----|--------------|-----|-----|-----|--------------|-----|-----|-----|------|----|-----|
| Date | Opponent | no. | yds | td | lg | no. | yds | td | lg | cmp | att | int | yds | td | lg | no. | yds | td | lg | no. | yds | td | lg | off |
| Aug 31 | SAM HOUSTON STATE | 35 | 115 | 2 | 31 | 35 | 443 | 2 | 65 | 35-60-0 | 443 | 2 | 65 | 2 | 29 | 0 | 16 | 2 | 9 | 0 | 6 | 558 | | |
| Sep 14 | at Notre Dame | 38 | 157 | 2 | 24 | 17 | 434 | 6 | 65 | 17-27-0 | 434 | 6 | 65 | 2 | 64 | 0 | 45 | 2 | 17 | 0 | 17 | 591 | | |
| Sep 21 | NEW MEXICO STATE | 34 | 154 | 4 | 31 | 30 | 335 | 3 | 53 | 30-47-1 | 335 | 3 | 53 | 2 | 98 | 0 | 71 | 0 | 0 | 0 | 0 | 489 | | |
| Sep 28 | at Liberty | 31 | 160 | 0 | 38 | 24 | 306 | 2 | 53 | 24-36-0 | 306 | 2 | 53 | 1 | 45 | 0 | 45 | 2 | 14 | 0 | 13 | 466 | | |
| Oct 04 | at San Jose State | 34 | 52 | 1 | 11 | 26 | 412 | 2 | 80 | 26-39-0 | 412 | 2 | 80 | 1 | 10 | 0 | 10 | 3 | 4 | 0 | 4 | 464 | | |
| Oct 11 | COLORADO STATE | 38 | 131 | 2 | 64 | 25 | 420 | 3 | 87 | 25-34-0 | 420 | 3 | 87 | 3 | 62 | 0 | 31 | 1 | 0 | 0 | 0 | 551 | | |
| Oct 19 | at Wyoming | 55 | 259 | 2 | 40 | 9 | 86 | 1 | 25 | 9-15-0 | 86 | 1 | 25 | 0 | 0 | 0 | 0 | 0 | 0 | 0 | 0 | 345 | | |
| Oct 26 | HAWAII | 34 | 255 | 3 | 76 | 21 | 323 | 2 | 57 | 21-40-1 | 323 | 2 | 57 | 1 | 17 | 0 | 17 | 2 | 12 | 0 | 10 | 578 | | |
| Nov 02 | at Nevada | 34 | 64 | 1 | 19 | 28 | 305 | 2 | 57 | 28-40-0 | 305 | 2 | 57 | 1 | 27 | 0 | 27 | 1 | 24 | 0 | 24 | 369 | | |
| Nov 16 | at Boise State | 37 | 215 | 1 | 50 | 16 | 294 | 4 | 51 | 16-29-1 | 294 | 4 | 51 | 3 | 53 | 0 | 25 | 2 | 26 | 0 | 23 | 509 | | |
| Opponents | | 370 | 1562 | 18 | 76 | 231 | 3358 | 27 | 87 | 231-367-3 | 3358 | 27 | 87 | 16 | 405 | 0 | 71 | 15 | 106 | 0 | 24 | 4920 | | |
| | | 404 | 1919 | 17 | 67 | 145 | 2143 | 9 | 62 | 145-292-13 | 2143 | 9 | 62 | 18 | 453 | 0 | 58 | 20 | 132 | 0 | 23 | 4062 | | |

Games: 10 • Avg/rush: 4.2 • Avg/catch: 14.5 • Pass effic: 162.44 • KR avg: 25.3 • PR avg: 7.1 • All purpose avg/game: 556.4 • Total offense avg/gm: 492.0

| Date | Opponent | Tackles | | | | Sacks | | Fumble | | Pass Defense | | | blkd | PAT Attempts | | | | off | | |
|-----------|-------------------|---------|-----|-------|----------|----------|----|--------|---------|--------------|------|------|-------|--------------|-----|-----|-----|-----|--|--|
| | | ua | a | total | tfl-yds | no-yds | ff | fr-yds | int-yds | qbh | brup | kick | kick | rush | rcv | saf | t/o | pts | | |
| Aug 31 | SAM HOUSTON STATE | 39 | 16 | 55 | 6.0-13 | 0.0-0 | 0 | 0-0 | 0-0 | 2 | 10 | 0 | 2-3 | 0 | 1 | 0 | 0 | 31 | | |
| Sep 14 | at Notre Dame | 42 | 26 | 68 | 8.0-20 | 0.0-0 | 0 | 1-9 | 3-36 | 6 | 5 | 0 | 9-9 | 0 | 0 | 0 | 28 | 66 | | |
| Sep 21 | NEW MEXICO STATE | 41 | 32 | 73 | 2.0-11 | 0.0-0 | 0 | 0-0 | 1-17 | 0 | 3 | 0 | 7-7 | 0 | 0 | 0 | 7 | 52 | | |
| Sep 28 | at Liberty | 38 | 28 | 66 | 4.0-9 | 2.0-6 | 0 | 0-0 | 2-23 | 0 | 2 | 0 | 2-2 | 0 | 0 | 0 | 0 | 17 | | |
| Oct 04 | at San Jose State | 35 | 32 | 67 | 1.0-1 | 0.0-0 | 3 | 2-0 | 4-24 | 1 | 4 | 1 | 2-3 | 0 | 0 | 0 | 16 | 32 | | |
| Oct 11 | COLORADO STATE | 39 | 24 | 63 | 4.0-20 | 2.0-18 | 1 | 2-0 | 1-17 | 1 | 1 | 0 | 5-5 | 0 | 0 | 0 | 7 | 35 | | |
| Oct 19 | at Wyoming | 41 | 22 | 63 | 6.0-14 | 2.0-10 | 2 | 1-1 | 0-0 | 0 | 3 | 0 | 2-3 | 0 | 0 | 0 | 7 | 23 | | |
| Oct 26 | HAWAII | 37 | 24 | 61 | 5.0-17 | 2.0-10 | 0 | 0-0 | 2-16 | 0 | 3 | 0 | 6-6 | 0 | 0 | 0 | 7 | 45 | | |
| Nov 02 | at Nevada | 39 | 16 | 55 | 3.0-26 | 2.0-25 | 1 | 0-0 | 0-0 | 0 | 4 | 0 | 3-3 | 0 | 0 | 0 | 0 | 21 | | |
| Nov 16 | at Boise State | 39 | 38 | 77 | 10.0-32 | 4.0-16 | 1 | 2-33 | 0-0 | 0 | 0 | 0 | 6-6 | 0 | 0 | 0 | 7 | 42 | | |
| Opponents | | 390 | 258 | 648 | 49.0-163 | 14.0-85 | 8 | 8-43 | 13-133 | 10 | 35 | 1 | 44-47 | 0 | 1 | 0 | 79 | 364 | | |
| | | 428 | 239 | 667 | 56.0-265 | 22.0-164 | 9 | 6-5 | 3-71 | 19 | 31 | 3 | 23-26 | 0 | 1 | 0 | 25 | 220 | | |

| Date | Opponent | Punting | | | | | | | | | | Field Goals | | | Kickoffs | | | | |
|-----------|-------------------|---------|------|------|------|------|----|----|-----|-----|--------|-------------|------|-----|----------|------|----|----|--|
| | | no. | yds | avg | long | blkd | tb | fc | 50+ | i20 | md-att | long | blkd | no. | yds | avg | tb | ob | |
| Aug 31 | SAM HOUSTON STATE | 9 | 416 | 46.2 | 60 | 0 | 0 | 1 | 2 | 3 | 1-1 | 46 | 0 | 5 | 325 | 65.0 | 2 | 0 | |
| Sep 14 | at Notre Dame | 4 | 163 | 40.8 | 48 | 0 | 0 | 1 | 0 | 2 | 1-1 | 36 | 0 | 10 | 567 | 56.7 | 4 | 1 | |
| Sep 21 | NEW MEXICO STATE | 3 | 158 | 52.7 | 60 | 0 | 0 | 0 | 1 | 0 | 1-2 | 33 | 1 | 9 | 561 | 62.3 | 5 | 1 | |
| Sep 28 | at Liberty | 4 | 173 | 43.2 | 52 | 0 | 1 | 1 | 1 | 1 | 1-2 | 42 | 0 | 4 | 260 | 65.0 | 4 | 0 | |
| Oct 04 | at San Jose State | 5 | 202 | 40.4 | 51 | 0 | 0 | 0 | 1 | 2 | 4-5 | 49 | 1 | 8 | 450 | 56.2 | 1 | 0 | |
| Oct 11 | COLORADO STATE | 5 | 228 | 45.6 | 56 | 0 | 0 | 0 | 1 | 1 | 0-1 | 0 | 0 | 6 | 390 | 65.0 | 6 | 0 | |
| Oct 19 | at Wyoming | 4 | 178 | 44.5 | 51 | 0 | 1 | 1 | 1 | 1 | 1-2 | 36 | 0 | 5 | 325 | 65.0 | 5 | 0 | |
| Oct 26 | HAWAII | 4 | 198 | 49.5 | 55 | 0 | 0 | 0 | 2 | 2 | 1-1 | 24 | 0 | 8 | 523 | 65.4 | 5 | 0 | |
| Nov 02 | at Nevada | 7 | 296 | 42.3 | 53 | 0 | 0 | 0 | 1 | 2 | 0-0 | 0 | 0 | 4 | 160 | 40.0 | 4 | 0 | |
| Nov 16 | at Boise State | 2 | 89 | 44.5 | 48 | 0 | 0 | 0 | 0 | 0 | 0-0 | 0 | 0 | 7 | 431 | 61.6 | 3 | 0 | |
| Opponents | | 47 | 2101 | 44.7 | 60 | 0 | 2 | 4 | 10 | 14 | 10-15 | 49 | 2 | 66 | 3992 | 60.5 | 39 | 2 | |
| | | 51 | 2317 | 45.4 | 63 | 1 | 4 | 14 | 18 | 31 | 11-15 | 52 | 0 | 47 | 2856 | 60.8 | 25 | 1 | |

PASSING

| #8 TUIOTI, Tevaka | Comp | Att | Int | Pct | Yards | TD | Long | Sacked | Effic |
|-------------------|------|-----|-----|------|-------|----|------|--------|--------|
| Notre Dame | 6 | 13 | 0 | 46.2 | 132 | 0 | 41 | 0-0 | 131.45 |
| New Mexico State | 16 | 28 | 1 | 57.1 | 355 | 3 | 62 | 0-0 | 191.86 |
| Liberty | 12 | 26 | 2 | 46.2 | 139 | 1 | 22 | 2-6 | 88.37 |
| San Jose State | 4 | 10 | 1 | 40.0 | 34 | 0 | 14 | 0-0 | 48.56 |
| Wyoming | 5 | 10 | 0 | 50.0 | 60 | 1 | 21 | 0-0 | 133.40 |
| Hawai'i | 23 | 40 | 2 | 57.5 | 293 | 2 | 59 | 2-10 | 125.53 |
| Nevada | 19 | 36 | 0 | 52.8 | 237 | 0 | 30 | 2-25 | 108.08 |
| Boise State | 14 | 21 | 0 | 66.7 | 175 | 0 | 35 | 4-16 | 136.67 |
| TOTALS | 99 | 184 | 6 | 53.8 | 1425 | 7 | 62 | 10-57 | 124.89 |

| #4 JONES, Sheriron | Comp | Att | Int | Pct | Yards | TD | Long | Sacked | Effic |
|--------------------|------|-----|-----|------|-------|----|------|--------|--------|
| Sam Houston State | 6 | 11 | 0 | 54.5 | 122 | 0 | 47 | 0-0 | 147.71 |
| Notre Dame | 4 | 15 | 3 | 26.7 | 19 | 0 | 12 | 0-0 | -2.69 |
| San Jose State | 7 | 16 | 3 | 43.8 | 127 | 2 | 38 | 0-0 | 114.17 |
| Colorado State | 8 | 17 | 1 | 47.1 | 89 | 0 | 20 | 2-18 | 79.27 |
| Wyoming | 9 | 17 | 0 | 52.9 | 143 | 0 | 28 | 2-10 | 123.60 |
| TOTALS | 34 | 76 | 7 | 44.7 | 500 | 2 | 47 | 4-28 | 90.26 |

| #12 HUGHES, Brandt | Comp | Att | Int | Pct | Yards | TD | Long | Sacked | Effic |
|--------------------|------|-----|-----|------|-------|----|------|--------|--------|
| Sam Houston State | 12 | 29 | 0 | 41.4 | 218 | 0 | 51 | 0-0 | 104.52 |
| TOTALS | 12 | 29 | 0 | 41.4 | 218 | 0 | 51 | 0-0 | 104.52 |

| #15 DRENNAN, Q | Comp | Att | Int | Pct | Yards | TD | Long | Sacked | Effic |
|----------------|------|-----|-----|-----|-------|----|------|--------|-------|
| Notre Dame | 0 | 1 | 0 | 0.0 | 0 | 0 | 0 | 0-0 | 0.00 |
| TOTALS | 0 | 1 | 0 | 0.0 | 0 | 0 | 0 | 0-0 | 0.00 |

| #TM TEAM | Comp | Att | Int | Pct | Yards | TD | Long | Sacked | Effic |
|-------------|------|-----|-----|-----|-------|----|------|--------|-------|
| Wyoming | 0 | 1 | 0 | 0.0 | 0 | 0 | 0 | 0-0 | 0.00 |
| Boise State | 0 | 1 | 0 | 0.0 | 0 | 0 | 0 | 0-0 | 0.00 |
| TOTALS | 0 | 2 | 0 | 0.0 | 0 | 0 | 0 | 0-0 | 0.00 |

RUSHING & RECEIVING

| RUSHING | No-Yds/TD | SHSU | ND | NMSU | LIB | SJSU | CSU | WY | UH | NEV | BSU | AF | US |
|-----------------|-----------|----------|---------|----------|---------|----------|----------|---------|----------|---------|---------|----|----|
| DAVIS, Ahmari | 140-832/7 | 16-107/2 | 9-22/0 | 28-133/2 | 18-99/0 | 22-96/0 | DNP | 14-86/0 | 16-200/2 | 15-80/1 | 2-9/0 | | |
| CARROLL, Bryson | 93-474/2 | DNP | 6-69/1 | 9-38/0 | 13-61/0 | 5-28/0 | 26-193/1 | 12-55/0 | 8-10/0 | 4-9/0 | 10-11/0 | | |
| JONES, Sheriron | 47-204/3 | 6-35/2 | 8-23/0 | DNP | - | 11-104/1 | 17-54/0 | 5--12/0 | DNP | DNP | DNP | | |
| TUIOTI, Tevaka | 44-183/0 | DNP | 1-5/0 | 7-59/0 | 7-57/0 | 2-4/0 | DNP | 3-30/0 | 5--9/0 | 8-18/0 | 11-19/0 | | |
| MORAN, Kentrail | 20-63/2 | DNP | 5-16/0 | DNP | DNP | DNP | 3-7/2 | 1-5/0 | 1-5/0 | DNP | 10-30/0 | | |
| COLE, Bobby | 5-59/1 | - | 1-37/1 | - | - | - | - | - | 1-1/0 | - | 3-21/0 | | |
| VIGILANT, Daevo | 17-53/1 | 1--1/0 | 3-19/0 | 3-14/1 | 3-5/0 | - | 2-8/0 | - | - | 1-3/0 | 4-5/0 | | |
| JONES, Javohn | 8-26/0 | 3-11/0 | 5-15/0 | DNP | DNP | - | - | DNP | DNP | DNP | DNP | | |
| GRAY, Micah | 4-20/1 | - | - | - | - | - | - | - | - | - | 4-20/1 | | |
| HALL, Trae | 2-15/0 | DNP | 2-15/0 | DNP | DNP | DNP | DNP | DNP | DNP | DNP | DNP | | |
| GRIFFIN IV, Jay | 3-12/0 | 1-2/0 | 1-8/0 | - | 1-2/0 | - | DNP | DNP | - | DNP | DNP | | |
| JOHNSON, Lawren | 3-9/0 | DNP | 3-9/0 | DNP | DNP | DNP | DNP | DNP | DNP | - | DNP | | |
| VIEIRA, Thomas | 1-4/0 | - | - | - | - | - | - | 1-4/0 | - | - | - | | |
| LOGAN-GREENE, E | 4-3/0 | - | DNP | - | - | 1-6/0 | 1-6/0 | 1-1/0 | - | - | 1-2/0 | | |
| LILLY, Elijah | 2-3/0 | 1-1/0 | - | 1-2/0 | DNP | DNP | DNP | DNP | DNP | DNP | DNP | | |
| DYER, Tyson | 1-2/0 | - | 1-2/0 | - | - | - | - | - | - | - | - | | |
| HUGHES, Brandt | 1--5/0 | 1--5/0 | DNP | DNP | DNP | DNP | DNP | DNP | DNP | DNP | DNP | | |
| TEAM | 9--38/0 | 3--5/0 | 1--28/0 | 3--3/0 | 1--1/0 | - | - | - | - | 1--1/0 | - | | |

| RECEIVING | No-Yds/TD | SHSU | ND | NMSU | LIB | SJSU | CSU | WY | UH | NEV | BSU | AF | US |
|-----------------|-----------|--------|--------|---------|--------|--------|--------|--------|---------|--------|--------|----|----|
| KRESS, Jordan | 22-490/4 | 1-47/0 | - | 3-122/2 | - | 2-46/1 | - | 4-94/0 | 4-100/1 | 4-40/0 | 4-41/0 | | |
| WILLIAMS, Marcu | 24-408/0 | 2-46/0 | - | 2-73/0 | 3-33/0 | 2-38/0 | 5-58/0 | 2-27/0 | 1-24/0 | 6-74/0 | 1-35/0 | | |
| UMEH, Anselem | 19-251/0 | 1-9/0 | - | 3-42/0 | - | 1-5/0 | DNP | 1-8/0 | 6-92/0 | 4-64/0 | 3-31/0 | | |
| MOLINA, Aaron | 11-202/2 | 3-40/0 | 2-79/0 | - | 2-28/1 | - | 1-20/0 | 3-35/1 | - | DNP | DNP | | |
| LOGAN-GREENE, E | 18-188/0 | - | DNP | - | 1-4/0 | - | 1-8/0 | 3-28/0 | 4-34/0 | 4-54/0 | 5-60/0 | | |
| PATTERSON III, | 5-139/2 | - | - | 2-72/1 | 1-22/0 | 1-38/1 | - | - | 1-7/0 | - | - | | |
| GRIFFIN IV, Jay | 13-118/0 | 2-36/0 | 3-27/0 | 1--2/0 | 2-28/0 | 1-10/0 | DNP | DNP | 4-19/0 | DNP | DNP | | |
| LILLY, Elijah | 7-95/0 | 3-33/0 | 1-24/0 | 3-38/0 | DNP | DNP | DNP | DNP | DNP | DNP | DNP | | |
| SOMOYE, Anu | 5-76/1 | 3-62/0 | - | 1-5/0 | - | - | - | - | 1-9/1 | - | - | | |
| DAVIS, Ahmari | 3-63/0 | 2-58/0 | - | - | - | 1-5/0 | DNP | - | - | - | - | | |
| DRENNAN, Q | 5-48/0 | 1-9/0 | - | DNP | 2-24/0 | 2-15/0 | - | DNP | DNP | DNP | DNP | | |
| VIEIRA, Thomas | 3-21/0 | - | - | - | - | - | - | 1-11/0 | 1-2/0 | - | 1-8/0 | | |
| JONES, Javohn | 3-13/0 | - | 1-6/0 | DNP | DNP | 1-4/0 | 1-3/0 | DNP | DNP | DNP | DNP | | |
| CARROLL, Bryson | 2-12/0 | DNP | 1-7/0 | 1-5/0 | - | - | - | - | - | - | - | | |
| VIGILANT, Daevo | 4-11/0 | - | 1-0/0 | 1-0/0 | 1-0/0 | 1-0/0 | - | - | 1-6/0 | 1-5/0 | - | | |
| JONES, Jr., Jef | 1-8/0 | DNP | 1-8/0 | - | DNP | - | DNP | DNP | DNP | DNP | DNP | | |

| Total Tackles | UA-A | Total | SHSU | ND | NMSU | LIB | SJSU | CSU | WY | UH | NEV | BSU | AF |
|-----------------|-------|-------|------|-----|------|-----|------|-----|-----|-----|-----|-----|----|
| HART, Alex | 41-30 | 71 | 4-6 | 4-0 | 4-3 | 6-2 | 3-4 | 3-2 | 5-3 | 2-4 | 4-4 | 6-2 | |
| VAINIKOLO, Alex | 36-21 | 57 | 3-3 | 2-1 | 1-0 | 0-1 | 5-2 | 3-4 | 6-3 | 5-3 | 7-3 | 4-1 | |
| REED II, Jerric | 32-14 | 46 | 2-1 | 2-1 | 2-2 | 7-3 | 7-2 | 3-2 | DNP | 4-1 | 3-2 | 2-0 | |
| ROGERS, De'John | 37-8 | 45 | 6-1 | 1-0 | 7-0 | 4-3 | 1-0 | 4-1 | 1-1 | 4-0 | 5-1 | 4-1 | |
| BEATON, Letayve | 33-12 | 45 | 2-0 | 4-0 | 3-0 | 5-2 | 3-2 | 6-3 | 3-3 | 4-0 | 2-1 | 1-1 | |
| HERNANDEZ, John | 24-19 | 43 | 6-5 | 3-2 | DNP | DNP | 0-2 | 4-1 | 6-5 | 1-2 | 2-1 | 2-1 | |
| MARTIN, Donte | 27-9 | 36 | 2-1 | 1-0 | 5-1 | 3-2 | 4-0 | 1-2 | 3-0 | 1-1 | 4-1 | 3-1 | |
| HEARN, Jacobi | 25-10 | 35 | 1-0 | 3-0 | 2-3 | 1-0 | 2-2 | 5-1 | 6-2 | 1-1 | 1-0 | 3-1 | |
| AUSTIN, Erin | 23-10 | 33 | 4-1 | 2-1 | 1-2 | 2-1 | 3-2 | 2-2 | 4-0 | 2-1 | 2-0 | 1-0 | |
| HORTON, Dylan | 13-10 | 23 | 5-3 | 3-2 | 3-1 | 2-4 | - | DNP | DNP | - | DNP | DNP | |
| SANDERS, Devin | 13-8 | 21 | 1-0 | 2-0 | 2-0 | 1-1 | 0-2 | 1-2 | 1-0 | 2-2 | 1-0 | 2-1 | |
| MILLER, Kameron | 10-11 | 21 | 1-4 | 0-2 | 2-0 | - | 1-3 | 1-0 | 3-0 | DNP | 1-0 | 1-2 | |
| SHOOK, Brandon | 12-6 | 18 | - | 3-1 | 4-1 | 1-0 | - | - | 0-1 | 1-1 | 1-0 | 2-2 | |
| PEEK, Patrick | 11-7 | 18 | 4-3 | 3-0 | 0-2 | 4-2 | DNP | DNP | DNP | DNP | DNP | DNP | |
| NOBLE, Joey | 9-9 | 18 | 0-1 | 0-2 | - | - | DNP | 0-2 | 2-3 | 1-1 | 4-0 | 2-0 | |
| BURTON, Brandon | 6-8 | 14 | - | DNP | DNP | DNP | 2-3 | 1-2 | DNP | 1-3 | - | 2-0 | |
| LoVETT III, Mic | 11-2 | 13 | - | 2-0 | 1-0 | - | 1-0 | 1-0 | - | - | 6-0 | 0-2 | |
| FLOWERS, Nahje | 5-8 | 13 | DNP | DNP | 1-1 | - | 1-2 | 1-2 | 1-1 | DNP | 1-2 | DNP | |
| BOLDEN, Nico | 9-4 | 13 | 1-0 | - | DNP | - | DNP | 1-0 | 5-3 | - | - | 2-1 | |
| SELLERS, Trent | 9-2 | 11 | 0-1 | 1-0 | 1-0 | 1-0 | 2-0 | - | 0-1 | - | 3-0 | 1-0 | |
| SOREMEKUN, Adeb | 4-6 | 10 | 2-1 | 0-1 | - | - | 1-1 | DNP | - | 1-2 | 0-1 | DNP | |
| HANNAH, Reco | 6-4 | 10 | - | - | - | 3-1 | 1-1 | - | - | 0-1 | 2-0 | 0-1 | |
| HARRIS, Justin | 4-4 | 8 | DNP | 2-1 | DNP | - | 0-1 | 1-2 | - | 1-0 | DNP | - | |
| GANSALLO, Ben | 2-3 | 5 | - | 1-0 | 0-1 | 1-1 | 0-1 | - | - | - | - | - | |
| PAUNI, Elmer | 3-2 | 5 | DNP | - | DNP | DNP | 0-1 | 0-1 | 1-0 | 1-0 | 1-0 | - | |
| MURRAY, Langsto | 0-4 | 4 | - | - | DNP | 0-1 | - | 0-1 | - | 0-2 | DNP | - | |
| LEWIS, James | 3-1 | 4 | DNP | - | 2-1 | DNP | - | - | - | 1-0 | - | - | |
| BLACKWELL, Aaro | 1-2 | 3 | 1-2 | DNP | DNP | DNP | DNP | DNP | DNP | DNP | DNP | DNP | |
| WILLIAMS, Marcu | 2-1 | 3 | - | - | 1-0 | - | 1-0 | - | - | - | - | 0-1 | |
| COLLIER, Tony | 1-2 | 3 | DNP | DNP | 1-1 | - | 0-1 | - | - | - | - | - | |
| EnRICO, Jared | 1-1 | 2 | 1-0 | - | DNP | DNP | - | DNP | - | 0-1 | - | - | |
| HUNT, Antonio | 2-0 | 2 | 1-0 | 1-0 | - | DNP | DNP | DNP | DNP | - | DNP | DNP | |
| SOMOYE, Anu | 2-0 | 2 | - | - | 1-0 | - | - | - | - | 1-0 | - | - | |
| JANG, Radson | 1-0 | 1 | - | - | DNP | - | DNP | DNP | 1-0 | DNP | DNP | DNP | |
| SALTES, Teton | 1-0 | 1 | - | - | - | 1-0 | - | - | - | - | - | - | |
| COLE, Bobby | 1-0 | 1 | - | - | - | - | - | 1-0 | - | - | - | - | |
| STAPLEY, Kyle | 1-0 | 1 | - | - | - | - | - | - | - | - | - | 1-0 | |
| ZAVALA, David | 1-0 | 1 | - | - | - | - | 1-0 | - | - | - | - | - | |
| MANLY, Blair | 0-1 | 1 | 0-1 | DNP | DNP | DNP | DNP | - | - | - | - | - | |
| MOLINA, Aaron | 1-0 | 1 | - | - | - | - | 1-0 | - | - | - | DNP | DNP | |
| LOWERY, Shaddri | 1-0 | 1 | - | - | - | - | - | - | - | - | - | 1-0 | |
| DYER, Tyson | 1-0 | 1 | - | 1-0 | - | - | - | - | - | - | - | - | |
| KRESS, Jordan | 1-0 | 1 | - | - | - | - | - | 1-0 | - | - | - | - | |
| CUFFEE, Jr., Er | 1-0 | 1 | DNP | - | 1-0 | DNP | DNP | - | DNP | DNP | DNP | DNP | |
| LOGAN-GREENE, E | 1-0 | 1 | - | DNP | - | - | - | - | - | 1-0 | - | - | |

INDIVIDUAL

50-YARD TOUCHDOWN RUN

New Mexico: 67, Ahmari Davis vs. Hawai'i (10/26/2019)

Opponent: 76, Cole McDonald, Hawai'i (10/26/2019)

70-YARD RUN

New Mexico: 73, Teriyon Gipson vs. Wyoming (11/26/2016)

Opponent: 76, Cole McDonald, Hawai'i (10/26/2019)

70-YARD RECEPTION

New Mexico: 74, Elijah Lilly from Sheriron Jones at UNLV (10/6/2018)

Opponent: 87, Warren Jackson from Patrick O'Brien, Colorado State (10/11/2019)

30 RUSHING ATTEMPTS

New Mexico: 30, Tyrone Owens at New Mexico State (9/15/2018)

Opponent: 33, Xavier Valladay, Wyoming (10/19/2019)

150 YARDS RUSHING

New Mexico: 200, Ahmari Davis vs. Hawai'i (10/26/2019)

Opponent: 192, Xavier Valladay, Wyoming (11/24/2018)

200 YARDS RUSHING

New Mexico: 200, Ahmari Davis vs. Hawai'i (10/26/2019)

Opponent: 253, Jonathan Taylor, Wisconsin (9/8/2018)

TWO PLAYERS, 100 + YARDS RUSHING

New Mexico: Tyrone Owens (164), Daryl Chestnut (145) & Lamar Jordan (116) vs. UNLV (11/17/2017)

Opponent: Xavier Valladay (127) & Sean Chambers (117) Wyoming (10/19/2019)

THREE PLAYERS, 100 + YARDS RUSHING

New Mexico: Tyrone Owens (164), Daryl Chestnut (145) & Lamar Jordan (116) vs. UNLV (11/17/2017)

Opponent: Marvin Kinsey (127), Izzy Matthews (107) & Dalyn Dawkins (102), Colorado State (11/19/2016)

30 PASS COMPLETIONS

New Mexico: 30, B.R. Holbrook vs. Texas Tech (9/11/2010)

Opponent: 30, Josh Adkins, New Mexico State (9/21/2019)

50 PASS ATTEMPTS

New Mexico: 50, B.R. Holbrook vs. Texas Tech (2010)

Opponent: 57, Tyler Rogers, New Mexico State (9/9/2017)

400 YARDS PASSING

New Mexico: 408, Casey Kelly vs. UNLV (11/1/2003)

Opponent: 420, Patrick O'Brien, Colorado State (10/11/2019)

100 YARDS RUSHING & PASSING

New Mexico: Sheriron Jones (104 rushing, 127 passing) at San Jose State (10/4/2019)

Opponent: Cole McDonald (140 rushing, 237 passing), Hawai'i (10/26/2019)

500 YARDS TOTAL OFFENSE

New Mexico: 594, Jeremy Leach vs. Utah (11/11/1989)

Opponent: 527, Derek Carr, Fresno State (11/23/2013)

10 PASS RECEPTIONS

New Mexico: 11, Ty Kirk vs. New Mexico State (10/1/2011)

Opponent: 11, Romeo Doubs, Nevada (11/2/2019)

150 YARDS RECEIVING

New Mexico: 209, Deon Long vs. Sam Houston State (9/24/2011)

Opponent: 167, Romeo Doubs, Nevada (11/2/2019)

2+ PLAYERS, 100 + YARDS RECEIVING

New Mexico: Deon Long (209) & Ty Kirk (127) vs. Sam Houston State (9/24/2011)

Opponent: Warren Jackson (214) & Dante Wright (105), Colorado State (10/11/2019)

SCORED THREE TOUCHDOWNS

New Mexico: 3, Tyrone Owens vs. Liberty (9/29/2018)

Opponent: 3, Josh Adkins, New Mexico State (9/21/2019)

FOUR TOUCHDOWN PASSES

New Mexico: 4, Sheriron Jones at UNLV (10/6/2018)

Opponent: 5, Ian Book, Notre Dame (9/14/2019)

FOUR RUSHING TOUCHDOWNS

New Mexico: 4, Ahmari Davis at New Mexico State (9/15/2018)

Opponent: 5, Dee Hart, Colorado State (11/22/2014)

THREE TOUCHDOWN RECEPTIONS

New Mexico: 3, Deon Long vs. Sam Houston State (2011)

Opponent: 3, Sean Modster, Boise State (11/16/2018)

FIVE FIELD GOALS

New Mexico: 5, James Aho vs. Arizona (2008)

Opponent: 5, Drew Dunning, Washington St. (2003)

50-YARD FIELD GOAL

New Mexico: 52, Andrew Shelley at Liberty (9/28/2019)

Opponent: 52, Wyatt Bryan, Colorado State (10/20/2017)

TWO INTERCEPTIONS

New Mexico: 2, Marcus Hayes at New Mexico State (9/15/2018)

Opponent: 2, Tariq Thompson, San Diego State (11/24/2017)

TWO FUMBLE RECOVERIES

New Mexico: 2, Adebayo Soremekun vs. San Diego St.

(11/3/2018)

Opponent: 2, Sonatane Lui, Boise State, 11/16/2019

PUNT RETURN FOR TOUCHDOWN (no block)

New Mexico: 86 yards, Marcus Hayes vs. Boise State (11/16/2018)

Opponent: 90 yards, Christian Kirk, Texas A&M (11/11/2017)

TWO PUNT RETURNS FOR TOUCHDOWN (no block)

New Mexico: Has not occurred

Opponent: 64 yards, 61 yards Cliff Harris, Oregon (2010)

KICKOFF RETURN FOR A TOUCHDOWN

New Mexico: 100 yards, Elijah Lilly vs. Texas A&M (11/11/2017)

Opponent: 100 yards, Mike Edwards, Hawai'i (10/13/2012)

INTERCEPTION RETURN FOR TOUCHDOWN

New Mexico: 43 yards, Jerrick Reed II vs. New Mexico State (9/21/2019)

Opponent: 14 yards, Solomon Matautia, Hawai'i (10/26/2019)

BLOCKED PAT

New Mexico: Adebayo Soremekun at San Jose State (10/4/2019)

Opponent: Noble Hall, San Diego State (11/3/2018)

BLOCKED FIELD GOAL

New Mexico: Nahje Flowers at San Jose State (10/4/2019)

Opponent: DeAndre Elliott, Colorado State (11/21/2015)

BLOCKED FIELD GOAL RETURN

New Mexico: 45 yards, Anthony Hooks vs. UTEP (2010)

Opponent: Has not occurred

BLOCKED PUNT

New Mexico: Victor James at San Diego State (10/31/2009)

Opponent: Bailey Gaither, San Jose State (10/4/2019)

FUMBLE RETURN FOR A TOUCHDOWN

New Mexico: 0 yards, Jalin Burrell at Air Force (11/10/2018)

Opponent: 24 yards, Sonatane Lui, Boise State (11/16/2019)

DEFENSIVE TWO-POINT CONVERSION

New Mexico: Jalin Burrell vs. New Mexico State (9/9/2017)

Opponent: Has not occurred

TEAM

OVERTIME GAME

Won 42-35 (OT) at UTEP (2013)

SHUTOUT

New Mexico: 66-0 vs. Mississippi Valley State (9/5/2015); FBS: 24-0 vs. Wyoming (10/4/2008)

Opponent: 38-0, Fresno State (10/14/2017)

50 POINTS

New Mexico: 55 vs. New Mexico State (9/21/2019)

Opponent: 52, New Mexico State (9/21/2019)

60 RUSHING ATTEMPTS

New Mexico: 60 at UNLV (10/6/2018)

Opponent: 67, Air Force (11/10/2017)

300 YARDS RUSHING

New Mexico: 319 vs. Incarnate Word (9/1/2018)

Opponent: 366, Wyoming (11/24/2018)

400 YARDS RUSHING

New Mexico: 482, UNLV (11/17/2017)

Opponent: 478, Air Force (11/10/2018)

FOUR RUSHING TDS

New Mexico: 4, Sam Houston State (8/31/2019)

Opponent: 4, New Mexico State (9/21/2019)

400 YARDS PASSING

New Mexico: 434 vs. Sam Houston State (9/24/2011)

Opponent: 420, Colorado State, (10/11/2019)

FOUR PASSING TDS

New Mexico: 4 at UNLV (10/6/2018)

Opponent: 4, Boise State (11/16/2019)

500 YARDS TOTAL OFFENSE

New Mexico: 500 vs. Hawai'i (10/26/2019)

Opponent: 509, Boise State (11/16/2019)

30 FIRST DOWNS

New Mexico: 32, Incarnate Word (9/1/2018)

Opponent: 30, Boise State (11/16/2018)

INTERCEPTED FIVE PASSES

New Mexico: 5 at New Mexico State (9/15/2018)

Opponent: 5, Wyoming (10/28/2017)

100 YARDS IN PENALTIES

New Mexico: 102 vs. Colorado State (10/11/2019)

Opponent: 117, Colorado State (10/11/2019)

NO PENALTIES

New Mexico: Air Force (11/10/2018)

Opponent: Researching

LOST FIVE FUMBLES

New Mexico: 5 vs. Brigham Young (10/25/1984)

Opponent: 5, Air Force (10/25/2007)

FAILED TO GAIN 100 YARDS RUSHING

New Mexico: 49 vs. Wyoming (11/24/2018)

Opponent: 43, UNLV (10/6/2018)

FAILED TO GAIN 100 YARDS PASSING

New Mexico: 89 vs. Colorado State (10/11/2019)

Opponent: 86, Wyoming (10/19/2019)

FAILED TO GAIN 200 YARDS TOTAL OFFENSE

New Mexico: 83 vs. Wyoming (11/24/2018)

Opponent: 166, UNLV (10/6/2018)

RECORDED A SAFETY

New Mexico: Jermaine Conyers tackled Utah State's Derrick Thompson in the end zone after a fumbled handoff (10/27/2018)

Opponent: Team safety, TCU (11/28/2009)

NO PUNTS

New Mexico: vs. Colorado State (11/16/2013)

Opponent: Colorado State (11/21/2015)

SCORED TDS ON OFFENSE, DEFENSE AND SPECIAL TEAMS

New Mexico: vs. ULM (10/22/2016)

Opponent: Utah (2010)

TOP MARKS BY UNM OPPONENTS VS. LOBOS

| | INDIVIDUAL | TEAM | INDIVIDUAL | TEAM |
|---------------|---|------------------------------|-------------|--|
| First Downs | 40, Boise State (11/14/2015) | | INTs | 3, Gerald Campbell, UTEP (1950) |
| Rushing Att. | 47, Steve Bartalo, CSU (1985) | | | 3, Gene Franz, BYU (1962) |
| | | 82, Air Force (1987) | | 3, Derwin Gray, BYU (1990) |
| Rushing Yards | 325, Andre Davis, TCU (1994) | | | 7, UTEP (1950) |
| | | 646, Air Force (1987) | | 7, West Texas (1950) |
| Long TD | 94, Alvester Alexander, Wyoming (2010) | | | 7, Arizona (1953) |
| Rushing TDs | 6, Kapri Bibbs, Colorado State (2013) | | Rec. Yards | 281, Thomas Sperbeck, Boise State (11/14/2015) |
| | | 10, Air Force (1987) | Receptions | 22, Jay Miller, BYU (1973) |
| Pass Att. | 75, Brett Rypien, Boise State (11/14/2015) | | TD Rec. | 4, Kirk Pendleton, BYU (1983) |
| | | 75, Boise State (11/14/2015) | | 4, Roger Garidel, Utah (1971) |
| Pass Comp. | 47, Chase Holbrook, New Mexico St. (2007) | | INT Return | 100, Larry Durham, UTEP (1962) |
| | | 47, New Mexico St. (2007) | Field Goals | 5, Hawai'i (1981) |
| Passing Yards | 585, Robbie Bosco, BYU (1985) | | | 5, Washington St. (2003) |
| | | 585, BYU (1985) | Long FG | 56, Owen Pochman, BYU (2000) |
| Long Pass | 98, Jack Steptoe from Dan Hagemann, Utah (1976) | | Punts | 13, Lonnie Crittenden, UTEP (1962) |
| Total Plays | 84, Brad Smith, Missouri (2005) | | | 13, UTEP (1962) |
| | | 105, Missouri (2005) | | 13, UTEP (1983) |
| Total Off. | 592, Robbie Bosco, BYU (1985) | | Long Punt | 89, Jeff Babcock, Colorado St. (2004) |
| | | 822, Fresno State (2013) | Punt Return | 95, Morris Owens, Arizona St. (1972) |
| TD Passes | 7, Derek Carr, Fresno State (2013) | | KO Return | 100, Cedric Johnson, UTEP (1996) |
| | | 7, Fresno State (2013) | | 100, Ivory McCann, Texas Tech (2001) |
| | | 7, UTEP (1967) | | 100, Mike Edwards, Hawai'i (10/13/2012) |



31 Game 1: 8/31/2019
39 Albuquerque, N.M.
Att: 13,749



14 Game 2: 9/14/2019
66 South Bend, Ind.
Att: 77,622

ALBUQUERQUE, N.M. — The University of New Mexico got a pair of second half touchdowns from Sheriron Jones and then staved off a late comeback attempt with a fourth down sack by Jacobi Hearn as the Lobos defeated Sam Houston State, the No. 22 team in the FCS, 39-31 in front of 13,749 fans at Dreamstyle Stadium.

After the game, UNM's post-game press conference was canceled after head coach Bob Davie needed medical attention after meeting with his team. Director of Athletics Eddie Nuñez released the following statement.

"Immediately following tonight's football game between The University of New Mexico and Sam Houston State University, Lobo Head Coach Bob Davie was taken to the hospital as a result of what appeared to be a serious medical incident. The University will release more information as it becomes available. We ask that you keep the Davie family in your prayers."

The Lobos are idle next week and then head to Notre Dame on Saturday, September 14.

UNM led for most of the game as starting quarterback Brandt Hughes threw for 218 yards in the first half. Hughes led UNM to a pair of touchdowns by Ahmari Davis on the ground and three Andrew Shelley field goals, but he suffered a shoulder injury and gave way to Jones in the second half.

Jones, who started seven games last year, entered with UNM down 23-22 after the Bearkats took the opening second half kickoff and went 75 yards in seven plays for what amounted to SHSU's only lead of the game. After a quick three-and-out, UNM got the ball right back and Jones went to work. Anu Somoye made a ridiculous grab near the Bearkat sideline, one of a career-high three catches, to put UNM in Sam Houston territory. Jones then found Aaron Molina twice to get UNM inside the five, but UNM had to settle for a fourth Shelley field goal, giving UNM the lead for good at 25-23.

Jones then gave UNM a 16-point lead with back-to-back touchdowns. After he hit Jordan Kress for 47 yards, Jones rushed to 10 and then 11 to make it 32-23. Sam Houston State punted, Davis rushed 53 yards to the Bearkat seven. Jones then raced to the pylon on the next play for his second career touchdown. That made it 39-23, and then UNM had to deal with Sam Houston State's late comeback attempt.

Down 16, the Bearkats mounted a long, 86-yard touchdown drive that took 12 plays and culminated with a Donovan Williams 4-yard run. Sam Houston went for two and got it, making the score 39-31 with just 3:01 to go. Sam Houston State then hit a little dribble kick and kicker Connor Crow recovered to give the Bearkats a chance. A trick play moved the ball to the Lobo 22, but UNM's defense held firm from there. Alexander "Moana" Vainikolo and Adebayo Soremekun teamed up for a four-yard loss, and then after an incompletion Patrick Peek delivered another tackle for loss to make it 4th and 15. JUCO transfer then clinched a victory with a backside sack of quarterback Ty Brock, and UNM took three knees to end the game.

The Lobos picked up 485 yards of offense on 72 plays, averaging 6.7 yards per play. UNM also had plenty of big plays with eight of 25 yards or more. Sam Houston outgained UNM with 558 yards, but it needed 95 plays to do it. UNM had a solid pass rush with three sacks and six hurries.

| Score by Quarters | 1 | 2 | 3 | 4 | Total |
|-------------------|----|----|----|---|-------|
| Sam Houston State | 0 | 16 | 7 | 8 | 31 |
| New Mexico | 13 | 9 | 10 | 7 | 39 |

| Qtr | Time | Scoring play |
|-----|-------|--|
| 1st | 07:34 | NM - SHELLEY, Andrew 44 yd field goal, 8-61 2:55 |
| | 04:05 | NM - SHELLEY, Andrew 41 yd field goal, 8-58 2:16 |
| | 01:57 | NM - DAVIS, Ahmari 43 yd run (SHELLEY, Andrew kick), 2-47 0:41 |
| 2nd | 14:57 | NM - SHELLEY, Andrew 27 yd field goal, 5-36 0:34 |
| | 12:56 | SHSU - BOWENS, Dee 65 yd pass from Brock, Ty (Crow, Connor kick failed), 5-75 2:01 |
| | 09:21 | SHSU - SCHMID, Eric 4 yd run (Crow, Connor kick), 9-79 2:44 |
| | 03:19 | NM - DAVIS, Ahmari 1 yd run (SHELLEY, Andrew kick failed), 7-89 1:57 |
| | 00:59 | SHSU - Crow, Connor 46 yd field goal, 5-24 0:26 |
| 3rd | 12:40 | SHSU - CARTER, Tonnell 13 yd pass from Schmid, Eric (Crow, Connor kick), 7-75 2:20 |
| | 05:12 | NM - SHELLEY, Andrew 25 yd field goal, 8-52 2:15 |
| | 01:02 | NM - JONES, Sheriron 11 yd run (SHELLEY, Andrew kick), 4-68 0:59 |
| 4th | 13:41 | NM - JONES, Sheriron 7 yd run (SHELLEY, Andrew kick), 2-60 0:23 |
| | 03:01 | SHSU - Williams, Donovan 4 yd run (Brandom, Woody pass from Brock, Ty), 12-86 4:39 |

| | SHSU | NM |
|----------------------------------|---------|---------|
| FIRST DOWNS | 27 | 20 |
| RUSHES-YARDS (NET) | 35-115 | 32-145 |
| PASSING YDS (NET) | 443 | 340 |
| Passes Att-Comp-Int | 60-35-0 | 40-18-0 |
| TOTAL OFFENSE PLAYS-YARDS | 95-558 | 72-485 |
| Fumble Returns-Yards | 0-0 | 1-5 |
| Punt Returns-Yards | 2-9 | 5-47 |
| Kickoff Returns-Yards | 2-29 | 3-79 |
| Interception Returns-Yards | 0-0 | 0-0 |
| Punts (Number-Avg) | 9-46.2 | 9-46.8 |
| Fumbles-Lost | 2-1 | 0-0 |
| Penalties-Yards | 12-104 | 9-90 |
| Possession Time | 33:48 | 26:12 |
| Third-Down Conversions | 4 of 20 | 1 of 15 |
| Fourth-Down Conversions | 1 of 4 | 0 of 0 |
| Red-Zone Scores-Chances | 3-3 | 5-5 |
| Sacks By: Number-Yards | 0-0 | 3-17 |

RUSHING: Sam Houston State-Jackson, Kyran 15-66; Williams, Donovan 6-30; Williams, Alex 1-19; Schmid, Eric 5-17; Carter, Tonnell 2-2; BOWENS, Dee 1-minus 1; TEAM 1-minus 2; Brock, Ty 4-minus 16. New Mexico-DAVIS, Ahmari 16-107; JONES, Sheriron 6-35; JONES, Javohn 3-11; GRIFFIN IV, Jay 1-2; LILLY, Elijah 1-1; VIGILANT, Daeon 1-minus 1; TEAM 3-minus 5; HUGHES, Brandt 1-minus 5.

PASSING: Sam Houston State-Brock, Ty 21-38-0-258; Schmid, Eric 14-21-0-185; Humphries, Ryan 0-1-0-0. New Mexico-HUGHES, Brandt 12-29-0-218; JONES, Sheriron 6-11-0-122.

RECEIVING: Sam Houston State-BOWENS, Dee 9-130; Stewart, Nathan 6-71; Harvin, Chandle 5-68; Compton, Coree 4-29; Tibbs, Brennon 4-47; Adeyi, Ife 3-37; Brandom, Woody 1-32; Carter, Tonnell 1-13; Jackson, Kyran 1-8; Williams, Donovan 1-5; Williams, Alex 1-3. New Mexico-SOMOYE, Anu 3-62; MOLINA, Aaron 3-40; LILLY, Elijah 3-33; DAVIS, Ahmari 2-58; WILLIAMS, Marcus 2-46; GRIFFIN IV, Jay 2-36; KRESS, Jordan 1-47; DRENNAN, Q 1-9; UMEH, Anselm 1-9.

INTERCEPTIONS: Sam Houston State-None. New Mexico-None.

FUMBLES: Sam Houston State-Jackson, Kyran 1-0; Compton, Coree 1-1. New Mexico-None.

Sam Houston State (0-1) vs. New Mexico (1-0)
Date: Aug 31, 2019 • Site: Albuquerque, N.M. • Stadium: Dreamstyle Stadium
Attendance: 13749

Kickoff time: 4:02 pm • End of Game: 7:58 pm • Total elapsed time: 3:56
Officials: Referee: Gary Leeper; Umpire: Joseph Chisholm; Linesman: Bret Bascue;
Line judge: David Burge; Back judge: Krystle Apellan; Field judge: David Prather;
Side judge: J.B. Garza; Center judge: Cecil Harrison;
Temperature: 97F • Wind: 5 MPH • Weather: Sunny

SOUTH BEND, Ind. --- The No. 7 Notre Dame Fighting Irish showed exactly why they were in the College Football Playoff a year ago, throwing for 434 yards and scoring on six straight drives after a respectable start by UNM's defense as New Mexico was on the wrong end of a 66-14 loss in the home opener for the Fighting Irish.

The Lobos fell behind early after getting a stop on Notre Dame's opening drive, forcing a punt. UNM moved the ball from its own two to the 30-yard line, but on third and eight, Sheriron Jones had his pass deflected and in went right to Kyle Hamilton who returned it 34 yards for a touchdown.

From there, the Lobo defense was stout, forcing two more punts and allowing just a 1-yard touchdown on fourth-and-goal at the 11:47 mark of the second quarter. Notre Dame then moved well into the lead with three straight long scoring passes. First Avery Davis took a forward toss on a jet sweep for a 59-yard touchdown, and then Javon McKinley broke several tackles on a 65-yard pass. Chase Claypool also scored on a 37-yard touchdown.

UNM was hampered by three interceptions from Jones, who was 4-for-15 passing for 19 yards. He was replaced by Tevaka Tuioti in the second half, and Tuioti showed why he was the presumptive quarterback heading in to the season, moving UNM well, although UNM turned the ball over on downs at the Notre Dame 35-yard line on one drive, and suffered a fumble and a 28-yard loss on a field goal attempt when the snap sailed over holder Tyson Dyer's head.

UNM's major highlight came from the smallest guy on the field. Bryson Carroll, who led UNM in rushing with xx yards on just x carries, scampered for 47 yards and a touchdown with just 29 seconds left in the first half. It was Carroll's first career touchdown. In the fourth quarter, Bobby Cole scored on his first career touch, a brilliant 37-yard run to the corner of the end zone.

Tyson Dyer had a solid day punting the football, averaging 46.5 yards per punt with three inside the 20-yard line. He also had his first career rush, faking a punt and running two yards for a first down.

| Score by Quarters | 1 | 2 | 3 | 4 | Total |
|-------------------|---|----|----|----|-------|
| New Mexico | 0 | 7 | 0 | 7 | 14 |
| Notre Dame | 7 | 31 | 14 | 14 | 66 |

| Qtr | Time | Scoring play |
|-----|-------|--|
| 1st | 10:09 | ND - K. HAMILTON 34 yd interception return (J. DOERER kick) |
| | 11:47 | ND - I. BOOK 1 yd run (J. DOERER kick), 10-49 3:59 |
| 2nd | 06:34 | ND - A. DAVIS 59 yd pass from I. BOOK (J. DOERER kick), 1-59 0:10 |
| | 03:21 | ND - J. MCKINLEY 65 yd pass from I. BOOK (J. DOERER kick), 2-80 0:28 |
| | 01:50 | ND - C. CLAYPOOL 37 yd pass from I. BOOK (J. DOERER kick), 2-54 0:11 |
| | 00:29 | NM - CARROLL, Bryson 47 yd run (SHELLEY, Andrew kick), 5-75 1:21 |
| | 00:00 | ND - J. DOERER 36 yd field goal, 4-46 0:29 |
| 3rd | 13:24 | ND - C. FINKE 54 yd pass from I. BOOK (J. DOERER kick), 2-60 0:39 |
| | 07:19 | ND - J. MCKINLEY 20 yd pass from I. BOOK (J. DOERER kick), 6-65 1:58 |
| 4th | 14:25 | ND - C. FLEMISTER 1 yd run (H. LEONARD kick), 9-58 4:01 |
| | 07:14 | ND - B. LENZY 22 yd pass from B. CLARK (H. LEONARD kick), 10-88 3:49 |
| | 06:26 | NM - COLE, Bobby 37 yd run (SHELLEY, Andrew kick), 2-75 0:48 |

| | NM | ND |
|----------------------------------|---------|---------|
| FIRST DOWNS | 22 | 25 |
| RUSHES-YARDS (NET) | 46-212 | 38-157 |
| PASSING YDS (NET) | 151 | 434 |
| Passes Att-Comp-Int | 29-10-3 | 27-17-0 |
| TOTAL OFFENSE PLAYS-YARDS | 75-363 | 65-591 |
| Fumble Returns-Yards | 0-0 | 1-9 |
| Punt Returns-Yards | 2-2 | 2-17 |
| Kickoff Returns-Yards | 2-30 | 2-64 |
| Interception Returns-Yards | 0-0 | 3-36 |
| Punts (Number-Avg) | 6-46.5 | 4-40.8 |
| Fumbles-Lost | 1-1 | 0-0 |
| Penalties-Yards | 5-39 | 7-53 |
| Possession Time | 35:06 | 24:54 |
| Third-Down Conversions | 4 of 18 | 1 of 10 |
| Fourth-Down Conversions | 1 of 3 | 5 of 5 |
| Red-Zone Scores-Chances | 0-1 | 4-4 |
| Sacks By: Number-Yards | 1-7 | 0-0 |

RUSHING: New Mexico-CARROLL, Bryson 6-69; COLE, Bobby 1-37; JONES, Sheriron 8-23; DAVIS, Ahmari 9-22; VIGILANT, Daeon 3-19; MORAN, Kentrail 5-16; HALL, Trae 2-15; JONES, Javohn 5-15; JOHNSON, Lawrence 3-9; GRIFFIN IV, Jay 1-8; TUIOTI, Tevaka 1-5; DYER, Tyson 1-2; TEAM 1-minus 28. Notre Dame-I. BOOK 9-46; K. WILLIAMS 4-26; B. CLARK 4-24; P. JURKOVEC 3-17; T. JONES 6-17; B. LENZY 1-14; M. ASSAF 3-8; L. KEYS III 1-7; C. FLEMISTER 7-minus 2.

PASSING: New Mexico-JONES, Sheriron 4-15-3-19; TUIOTI, Tevaka 6-13-0-132; DRENNAN, Q 0-1-0-0. Notre Dame-I. BOOK 15-24-0-360; P. JURKOVEC 1-2-0-52; B. CLARK 1-1-0-22.

RECEIVING: New Mexico-GRIFFIN IV, Jay 3-27; MOLINA, Aaron 2-79; LILLY, Elijah 1-24; JONES, Jr., Jeffrey 1-8; CARROLL, Bryson 1-7; JONES, Javohn 1-6; VIGILANT, Daeon 1-0. Notre Dame-C. CLAYPOOL 4-96; J. MCKINLEY 2-85; B. LENZY 2-74; C. FINKE 2-57; L. KEYS III 2-20; A. DAVIS 1-59; T. TREMBLE 1-29; T. JONES 1-6; B. WRIGHT 1-5; K. WILLIAMS 1-3.

INTERCEPTIONS: New Mexico-None. Notre Dame-K. HAMILTON 1-34; J. ELLIOTT 1-2; S. CRAWFORD 1-0.

FUMBLES: New Mexico-TEAM 1-1. Notre Dame-None.

New Mexico (1-1) vs. Notre Dame (2-0)
Date: Sep 14, 2019 • Site: Notre Dame, IN • Stadium: Notre Dame Stadium
Attendance: 77622

Kickoff time: 2:42 pm • End of Game: 6:05 pm • Total elapsed time: 3:23
Officials: Referee: Jeff Maconaghy; Umpire: Mark Wilson; Linesman: Brian Perry;
Line judge: James Andrick; Back judge: Robert Luklan; Field judge: Ryan Flynn;
Side judge: George Liotus; Center judge: Sean Geraghty;
Temperature: 75 • Wind: W 9 mph • Weather: Sunny



52 Game 3: 9/21/2019
Albuquerque, N.M.
55 Att: 27,269

ALBUQUERQUE, N.M. --- In a game that at times defied logic, and featured brilliant plays after brilliant plays, it came down to a fourth down battle of wills, and New Mexico's will won out. Ahmari Davis leaped over a pile of linemen on fourth-and-inches with just over two minutes on the clock at the Aggie 37-yard line and picked up 17 yards to seal a wild 55-52 win for the Lobos. The win pushed UNM to 2-1 on the season and dropped New Mexico State to 0-4.

The game featured plenty of offense as the two teams combined for 107 points, the second-most ever in the rivalry (the record is 113 back in 1917), and the seventh-most in UNM history. The game was also Lobo Scorigami, as it was the first 55-52 game in the history of the program. UNM has now won two straight in the rivalry, and six of eight overall.

UNM found themselves down 38-34 in the third quarter when Josh Adkins slung a pass to Tony Nicholson for a 3-yard touchdown, Nicholson's second score of the game. It was one of three TD passes by Adkins, who also ran for three, becoming just the third quarterback in the FBS this season to rush for three scores and throw for three in the same game.

UNM went to work after that, methodically moving down the field on what ended up as a 12-play, 75-yard touchdown drive. The final 20 came from Jordan Kress, who caught his second touchdown of the game on a 20-yard pass from Tevaka Tuioti. It was one of three touchdowns for Tuioti, who threw for a career-high 355 yards.

After Kress made it 41-38, the Aggies had a chance to tie, but Devin Sanders blocked Dylan Brown's 44-yard field goal attempt, getting just enough of it to have it fall short. That play turned huge when Tuioti hit Cedric Patterson III on the sidelines, and he outraced everyone for his second career catch and first career touchdown. That made it 48-38, and after an errant third down snap forced New Mexico State to punt, UNM's offense went to work again. The key play on the drive was Tuioti hitting a free Elijah Lilly for 29 yards down to the 16-yard line.

After a fumble that Tuioti fell on, UNM got a break on a face mask penalty, and Daevon Vigilant made the Aggies pay with a 1-yard touchdown run to make it 55-38. However, New Mexico State didn't quit. It answered with a 4-yard pass to Jason Huntley with 7:37 to go, and then after an interception, Adkins scored his third rushing TD of the day with 5:22 left and it was 55-52.

UNM's offense wouldn't let the Aggies touch the football again. Tuioti twice kept the ball on zone reads for first downs of 18 and 11 yards, putting the ball across midfield. Bryson Carroll then rushed for four but lost nine on the next play, and UNM faced third-and-15 at midfield. Tuioti then faked a rush and hit Anselem Umeh, who stretched for what looked like a first down with just 2:12 to go, but the ball was ruled just short of the line to gain on a replay review.

Undaunted, acting coach Saga Tuitele went for it at the 37, and Davis leapt the line, and then rumbled to the 20-yard line. On the next play, needing one more first down to clinch the game, Davis got hit at the line and a veritable rugby scrum ensued. When it was finally over, Davis had 11 yards and a first down, and UNM had its 72nd Rio Grande Rivalry win.

UNM got on the board on the second play of the game when Jerick Reed II intercepted Adkins and returned it 43 yards for a touchdown. Reed was making his first career start.

NMSU scored twice to take a lead at 14-7, but UNM tied with when Davis scored from two yards out. The Lobos then matched every score for State. The Aggies got a 33-yard field goal, and UNM answered with an Andrew Shelley 48-yarder. NMSU scored to make it 24-17, but Kress tip-toed the sidelines for a 55-yard touchdown. UNM looked like it would have a 31-24 lead at the break when Davis scored with 1:07 to go, but NMSU went the length of the field, helped by a 53-yard catch and run to tie the game at 31-31 with two seconds left, setting up the wild finish.

| Score by Quarters | 1 | 2 | 3 | 4 | Total |
|-------------------|----|----|----|----|-------|
| New Mexico State | 17 | 14 | 7 | 14 | 52 |
| New Mexico | 14 | 17 | 17 | 7 | 55 |

Qtr Time Scoring play

| | | |
|-----|-------|--|
| 1st | 14:21 | NM - REED II, Jerick 43 yd interception return (SHELLEY, Andrew kick) |
| | 11:15 | NMSU - Adkins, Josh 3 yd run (Brown, Dylan kick), 9-75 3:06 |
| | 04:36 | NMSU - Huntley, Jason 2 yd run (Brown, Dylan kick), 12-75 4:28 |
| | 02:29 | NM - DAVIS, Ahmari 2 yd run (SHELLEY, Andrew kick), 6-75 2:07 |
| | 00:35 | NMSU - Brown, Dylan 33 yd field goal, 7-60 1:54 |
| 2nd | 12:31 | NM - SHELLEY, Andrew 48 yd field goal, 9-44 3:04 |
| | 09:32 | NMSU - Adkins, Josh 1 yd run (Brown, Dylan kick), 11-75 2:59 |
| | 07:26 | NM - KRESS, Jordan 55 yd pass from TUIOTI, Tevaka (SHELLEY, Andrew kick), 6-75 2:06 |
| | 01:07 | NM - DAVIS, Ahmari 1 yd run (SHELLEY, Andrew kick), 6-65 2:02 |
| | 00:02 | NMSU - Nicholson, Tony 11 yd pass from Adkins, Josh (Brown, Dylan kick), 5-75 1:05 |
| 3rd | 11:25 | NM - SHELLEY, Andrew 49 yd field goal, 9-51 3:31 |
| | 08:15 | NMSU - Nicholson, Tony 3 yd pass from Adkins, Josh (Brown, Dylan kick), 9-69 3:08 |
| | 03:45 | NM - KRESS, Jordan 20 yd pass from TUIOTI, Tevaka (SHELLEY, Andrew kick), 12-75 4:30 |
| | 01:02 | NM - PATTERSON III Cedric 62 yd pass from TUIOTI, Tevaka (SHELLEY, Andrew kick), 4-73 1:47 |
| 4th | 10:26 | NM - VIGILANT, Daevon 1 yd run (SHELLEY, Andrew kick), 9-78 4:21 |
| | 07:37 | NMSU - Huntley, Jason 4 yd pass from Adkins, Josh (Brown, Dylan kick), 10-75 2:49 |
| | 05:22 | NMSU - Adkins, Josh 4 yd run (Brown, Dylan kick), 5-51 1:09 |

| | NMSU | NM |
|----------------------------------|---------|---------|
| FIRST DOWNS | 29 | 27 |
| RUSHES-YARDS (NET) | 34-154 | 51-243 |
| PASSING YDS (NET) | 335 | 355 |
| Passes Att-Comp-Int | 47-30-1 | 28-16-1 |
| TOTAL OFFENSE PLAYS-YARDS | 81-489 | 79-598 |
| Fumble Returns-Yards | 0-0 | 0-0 |
| Punt Returns-Yards | 0-0 | 1-5 |
| Kickoff Returns-Yards | 2-98 | 2-36 |
| Interception Returns-Yards | 1-17 | 1-43 |
| Punts (Number-Avg) | 3-52.7 | 2-59.5 |
| Fumbles-Lost | 2-0 | 1-0 |
| Penalties-Yards | 7-56 | 9-80 |
| Possession Time | 26:54 | 33:06 |
| Third-Down Conversions | 8 of 14 | 8 of 15 |
| Fourth-Down Conversions | 1 of 1 | 1 of 1 |
| Red-Zone Scores-Chances | 8-8 | 4-5 |
| Sacks By: Number-Yards | 0-0 | 2-13 |

RUSHING: New Mexico State-Huntley, Jason 12-114; Adkins, Josh 15-32; Gibson, Christian 6-26; TEAM 1-minus 18. New Mexico-DAVIS, Ahmari 28-133; TUIOTI, Tevaka 7-59; CARROLL, Bryson 9-38; VIGILANT, Daevon 3-14; LILLY, Elijah 1-2; TEAM 3-minus 3.

PASSING: New Mexico State-Adkins, Josh 30-47-1-335. New Mexico-TUIOTI, Tevaka 16-28-1-355.

RECEIVING: New Mexico State-Nicholson, Tony 7-61; Clark, OJ 5-33; Mitchell, Naveon 4-105; Lottie, Isaiah 4-35; Downs III, Robert 3-45; Huntley, Jason 3-14; Abraham, Tevis 2-9; Gibson, Christian 1-19; Wyatt, Jared 1-14. New Mexico-KRESS, Jordan 3-122; UMEH, Anselem 3-42; LILLY, Elijah 3-38; WILLIAMS, Marcus 2-73; PATTERSON III Cedric 2-72; SOMOYE, Anu 1-5; CARROLL, Bryson 1-5; GRIFFIN IV, Jay 1-minus 2.

INTERCEPTIONS: New Mexico State-Perkins, Austin 1-17. New Mexico-REED II, Jerick 1-43.

FUMBLES: New Mexico State-TEAM 1-0; Gibson, Christian 1-0. New Mexico-TUIOTI, Tevaka 1-0.

New Mexico State (0-4) vs. New Mexico (2-1)
 Date: Sep 21, 2019 • Site: Albuquerque, N.M. • Stadium: Dreamstyle Stadium
 Attendance: 27269

Kickoff time: 2:38 pm • End of Game: 6:03 pm • Total elapsed time: 3:25
 Officials: Referee: Eddy Shelton; Umpire: Scott Teifer; Linesman: Bradford Edwards;
 Line judge: Quentin Givens; Back judge: Daniel Young; Field judge: Richard Almeroth;
 Side judge: Fulton Carson; Center judge: Stacy Hardin;



10 Game 4: 9/28/2019
Lynchburg, Va.
17 Att: 17,101

LYNCHBURG, Va. --- After a wild offensive affair just a week ago, offense was at a premium on Saturday in Lynchburg, Virginia, and the Liberty Flames had just enough of it to top New Mexico 17-10 in front of 17,101 fans at Williams Stadium. The loss dropped UNM to 2-2 on the season, and it denied UNM its first 3-1 start in 12 years.

The Lobos looked to get on the board first after the defense turned in a fourth-down stop inside of Liberty territory, but Tevaka Tuioti, threw an interception (one of two) in the end zone on third down, ending UNM's scoring threat. UNM's defense held firm, bending but not really breaking, allowing just an Antonio Gandy-Golden touchdown on the final play of the first quarter, and a late play-action touchdown pass near the end of the second quarter.

Golden's first score came after a 51-yard catch set up the Flames inside the 10, and he caught a short 3-yard pass from Buckshot Calvert two plays later. Liberty's only other touchdown came after another long pass play set up Liberty inside the five, and this time Clavert threw a 2-yard pass with just 23 seconds left in the half.

UNM got a huge red zone stop early in the second quarter down 7-3 when Erin Austin chased down Liberty quarterback Buckshot Calvert as he was at the one-yard line and forced a fumble into the end zone, which was recovered by De'John Rogers for a touchback.

The Lobos got on the board on the strength of a season-long 52-yard field goal by Andrew Shelley, who got the kick-off after Tyson Dyer handled a low snap. The field goal was tied for the sixth-longest in UNM history. It wasn't the only big play for Dyer, who time and again punted UNM out of trouble, averaging 47.8 yards per punt, punting five times and pinning Liberty inside the 20 all five times.

UNM was down 17-3 after a field goal and drove inside the Liberty 45, but a pass from Tuioti to Anselem Umeh was high, and UNM had to punt. After a missed field goal, UNM again drove down the field, but Tuioti overthrew Jay Griffin IV for a second interception. UNM's defense continued to hold, giving UNM a chance to get back in the game, and UNM drove inside the 15-yard line but on fourth down from the 10 yards line needing eight yards for a first down, Tuioti rushed and got seven-and-half yards, turning the ball over on downs at the Liberty 3-yard line.

UNM eventually got the ball back in the final minutes and went the length of the field, with Tuioti hitting Aaron Molina for a 14-yard touchdown with 43 seconds left to make it 17-10. UNM then attempted an onside kick and the ball hung tantalizingly in the air but just before Jordan Kress could snag it, a Liberty receiver snatched it first to seal the game.

The Lobos now flip coasts on a short week to open conference play at San Jose State.

| Score by Quarters | 1 | 2 | 3 | 4 | Total |
|-------------------|---|---|---|---|-------|
| New Mexico | 0 | 3 | 0 | 7 | 10 |
| Liberty | 7 | 7 | 3 | 0 | 17 |

Qtr Time Scoring play

| | | |
|-----|-------|--|
| 1st | 00:00 | LIB - GANDY-GOLDEN, A. 3 yd pass from CALVERT, S. (PROBERT, A. kick), 9-87 4:19 |
| 2nd | 09:20 | NM - SHELLEY, Andrew 52 yd field goal, 12-41 5:40 |
| | 00:23 | LIB - JACKSON, J. 2 yd pass from CALVERT, S. (PROBERT, A. kick), 8-82 2:13 |
| 3rd | 08:47 | LIB - PROBERT, A. 42 yd field goal, 7-68 3:18 |
| 4th | 00:43 | NM - MOLINA, Aaron 14 yd pass from TUIOTI, Tevaka (SHELLEY, Andrew kick), 11-86 2:12 |

| | NM | LIB |
|----------------------------------|---------|---------|
| FIRST DOWNS | 18 | 19 |
| RUSHES-YARDS (NET) | 43-223 | 31-160 |
| PASSING YDS (NET) | 139 | 306 |
| Passes Att-Comp-Int | 26-12-2 | 36-24-0 |
| TOTAL OFFENSE PLAYS-YARDS | 69-362 | 67-466 |
| Fumble Returns-Yards | 0-0 | 0-0 |
| Punt Returns-Yards | 1-2 | 2-14 |
| Kickoff Returns-Yards | 0-0 | 1-45 |
| Interception Returns-Yards | 0-0 | 2-23 |
| Punts (Number-Avg) | 5-47.8 | 4-43.2 |
| Fumbles-Lost | 0-0 | 1-1 |
| Penalties-Yards | 6-40 | 3-30 |
| Possession Time | 30:33 | 29:27 |
| Third-Down Conversions | 9 of 17 | 4 of 12 |
| Fourth-Down Conversions | 0 of 1 | 0 of 1 |
| Red-Zone Scores-Chances | 1-3 | 2-4 |
| Sacks By: Number-Yards | 0-0 | 2-6 |

RUSHING: New Mexico-DAVIS, Ahmari 18-99; CARROLL, Bryson 13-61; TUIOTI, Tevaka 7-57; VIGILANT, Daevon 3-5; GRIFFIN IV, Jay 1-2; TEAM 1-minus 1. Liberty-MACK, J. 14-95; HICKSON, F. 13-55; CALVERT, S. 2-14; Team 1-minus 1; ROBINSON, B. 1-minus 3.

PASSING: New Mexico-TUIOTI, Tevaka 12-26-2-139. Liberty-CALVERT, S. 24-36-0-306.

RECEIVING: New Mexico-WILLIAMS, Marcus 3-33; MOLINA, Aaron 2-28; GRIFFIN IV, Jay 2-28; DRENNAN, Q 2-24; PATTERSON III Cedric 1-22; LOGAN-GREENE, Eman 1-4; VIGILANT, Daevon 1-0. Liberty-GANDY-GOLDEN, A. 6-144; HICKSON, F. 5-32; SHAA, K. 5-21; STUBBS, DJ 3-28; FRITH, N. 1-53; FOUTZ, Z. 1-15; KING, Dam. 1-8; LOUIS, S. 1-3; JACKSON, J. 1-2.

INTERCEPTIONS: New Mexico-None. Liberty-BENTON, E. 1-23; FAULKS, J. 1-0.

FUMBLES: New Mexico-None. Liberty-CALVERT, S. 1-1.

New Mexico (2-2) vs. Liberty (3-2)
 Date: 09-28-19 • Site: Lynchburg, Va. • Stadium: Williams Stadium
 Attendance: 17101

Kickoff time: 6:06 PM • End of Game: 9:10 PM • Total elapsed time: 3:04
 Officials: Referee: Jeff Flanagan; Umpire: Jim Eckl; Linesman: Arthur Hardin;
 Line judge: Kirk Lewis; Back judge: Gary Danciewicz; Field judge: Wayne Rundell;
 Side judge: Jeffrey Shears; Center judge: Jon Baden;
 Temperature: 78 • Wind: SW 5 mph • Weather: Partly cloudy



21 Game 5: 10/4/2019
San Jose, Calif.
32 Att: 16,119

SAN JOSE, Calif. --- Sheriron Jones came off the bench and led a game effort for New Mexico, but the Lobos suffered five fumbles (losing two) and four interceptions, and that hurt any chances of a road win. UNM couldn't overcome a 26-0 deficit in losing 32-21 at San Jose State at CEFCU Stadium. The loss dropped New Mexico to 2-3 on the season and 0-1 in the conference.

San Jose State improved to 3-2 on the year and 1-1 in the Mountain West. New Mexico lost its Mountain West opener for the just the second time in the last five years.

The game started well for UNM as Erin Austin and De'John Rogers teamed up for a big play for the second straight week. UNM's Austin hit Josh Love when he went back to pass, forcing a fumble that Rogers recovered. UNM moved the ball inside the 15 but stalled, and Andrew Shelley missed from the far right hashmark from 29 yards, his first miss of the season.

That miss started a roll for the Spartans, a run that was keyed by several big yardage plays by San Jose State. The Spartans got a pair of long passes to set up a 9-yard touchdown by quarterback Nick Nash for a 6-0 lead, and UNM's Adebayo Soremekun blocked the extra point. After UNM blocked a field goal, San Jose State scored again when Bill Humphrey's caught a 5-yard pass from Josh Love to make it 13-0.

UNM drove the field after that and had a chance to get on the board, but Tevaka Tuioti threw an interception in the end zone, the first of UNM's six turnovers. On the next play, Love hit Bailey Gaither, who earlier had blocked a punt, and Gaither traversed 80 yards for a 20-0 lead.

UNM then suffered two turnovers inside the Lobo 25, the first by Bryson Carroll was at the Lobo 2-yard line, and the second was an interception by Sheriron Jones, but UNM's defense held twice, forcing a pair of Matt Mercurio field goals and it was 26-0 San Jose State.

UNM got on the board just before the half when Jones, who had a career-high 104 yards rushing, hit Jordan Kress at the front pylon for a 34-yard touchdown, making it 26-7 at the break.

UNM had a chance to cut the lead further early in the second half when UNM drove inside the 10, but Ahmari Davis fumbled on a second effort play, and UNM turned the ball over. UNM's defense held, and Sheriron Jones led a quick 60-yard, 4-play drive with a 4-yard touchdown run to make it 26-14 late in the third quarter.

However, San Jose State tacked on two more field goals, including a 49-yarder that followed a blocked kick that UNM seemingly would have scored a touchdown on, but the play was ruled dead due a false start by Mercurio. He also added a short field goal later in the quarter.

Jones didn't stop however, and he threw his second TD pass of the game, a 38-yarder on a scramble to Cedric Patterson III to make it 32-21, and UNM nearly recovered the pooch kick from Donovan Murphree at the Spartan 30-yard line. UNM got the stop it needed, but on a third-and-10 play, Jones dropped back and threw his third interception of the game, and UNM's fourth.

| Score by Quarters | 1 | 2 | 3 | 4 | Total |
|-------------------|---|----|---|---|-------|
| New Mexico | 0 | 7 | 7 | 7 | 21 |
| San Jose State | 6 | 20 | 0 | 6 | 32 |

Qtr Time Scoring play

| | | |
|-----|-------|---|
| 1st | 06:50 | SJSU - NASH, Nick 9 yd run (MERCURIO, Matt kick blockd), 6-80 2:28 |
| 2nd | 12:56 | SJSU - HUMPHREYS, Bill 5 yd pass from LOVE, Josh (MERCURIO, Matt kick), 7-93 2:04 |
| | 08:42 | SJSU - GAITHER, Bailey 80 yd pass from LOVE, Josh (MERCURIO, Matt kick), 1-80 0:12 |
| | 06:57 | SJSU - MERCURIO, Matt 24 yd field goal, 4-5 1:28 |
| | 04:22 | SJSU - MERCURIO, Matt 33 yd field goal, 4-9 1:48 |
| | 01:12 | NM - KRESS, Jordan 34 yd pass from JONES, Sheriron (SHELLEY, Andrew kick), 6-75 3:08 |
| 3rd | 03:11 | NM - JONES, Sheriron 4 yd run (SHELLEY, Andrew kick), 4-60 1:22 |
| 4th | 12:47 | SJSU - MERCURIO, Matt 49 yd field goal, 6-33 2:04 |
| | 06:16 | SJSU - MERCURIO, Matt 24 yd field goal, 11-52 5:57 |
| | 04:52 | NM - PATTERSON III Cedric 38 yd pass from JONES, Sheriron (SHELLEY, Andrew kick), 3-66 1:18 |

| | NM | SJSU |
|----------------------------|---------|---------|
| FIRST DOWNS | 19 | 19 |
| RUSHES-YARDS (NET) | 41-238 | 34-52 |
| PASSING YDS (NET) | 161 | 412 |
| Passes Att-Comp-Int | 26-11-4 | 39-26-0 |
| TOTAL OFFENSE PLAYS-YARDS | 67-399 | 73-464 |
| Fumble Returns-Yards | 0-0 | 0-0 |
| Punt Returns-Yards | 2--2 | 3-4 |
| Kickoff Returns-Yards | 5-120 | 1-10 |
| Interception Returns-Yards | 0-0 | 4-24 |
| Punts (Number-Avg) | 4-41.2 | 5-40.4 |
| Fumbles-Lost | 5-2 | 1-1 |
| Penalties-Yards | 9-95 | 8-70 |
| Possession Time | 27:32 | 32:28 |
| Third-Down Conversions | 5 of 12 | 6 of 19 |
| Fourth-Down Conversions | 1 of 1 | 1 of 1 |
| Red-Zone Scores-Chances | 1-3 | 5-7 |
| Sacks By: Number-Yards | 3-26 | 0-0 |

RUSHING: New Mexico-JONES, Sheriron 11-104; DAVIS, Ahmari 22-96; CARROLL, Bryson 5-28; LOGAN-GREENE, Eman. 1-6; TUIOTI, Tevaka 2-4. San Jose State-NASH, Nick 9-29; PACKER, DeJon 7-26; NEVENS, Tyler 9-20; HOLINESS, Isaia 1-8; ROBINSON, Kaire 1-4; TEAM 3-minus 5; LOVE, Josh 4-minus 30.

PASSING: New Mexico-JONES, Sheriron 7-16-3-127; TUIOTI, Tevaka 4-10-1-34. San Jose State-LOVE, Josh 24-36-0-405; NASH, Nick 2-3-0-7.

RECEIVING: New Mexico-KRESS, Jordan 2-46; WILLIAMS, Marcus 2-38; DRENNAN, Q 2-15; PATTERSON III Cedric 1-38; GRIFFIN IV, Jay 1-10; DAVIS, Ahmari 1-5; UMEH, Anselem 1-5; JONES, Javohn 1-4. San Jose State-WALKER, Tre 7-130; PACKER, DeJon 3-74; FOLEY, Brett 3-25; HUMPHREYS, Bill 3-19; GAITHER, Bailey 2-90; BLACKWELL, JaQu 2-34; DEESE, Derrick 2-32; HAMILTON, Isaia 2-9; HOLINESS, Isaia 2-minus 1.

INTERCEPTIONS: New Mexico-None. San Jose State-EZELL, Brandon 2-10; TOLEFREE, Rico 1-14; SHELTON, Nehemi 1-0.

FUMBLES: New Mexico-DAVIS, Ahmari 2-1; JONES, Sheriron 2-0; CARROLL, Bryson 1-1. San Jose State-LOVE, Josh 1-1.

New Mexico (2-3,0-1) vs. San Jose State (3-2,1-1)
Date: Oct 04, 2019 • Site: San Jose, CA • Stadium: CEFCU Stadium
Attendance: 16119

Kickoff time: 7:02 pm • End of Game: 10:39 pm • Total elapsed time: 3:37
Officials: Referee: Scott Campbell; Umpire: Rick Podraza; Linesman: Doug Moore;
Line Judge: Keith Garmond; Back Judge: Terry White; Field Judge: Matt Mills;
Side Judge: Mario Seneca; Center Judge: Tyree Walton;
Temperature: 62F • Wind: 14mphNNW • Weather: Clear.
Replay - Jeff Hansen



35 Game 6: 10/11/2019
Albuquerque, N.M.
21 Att: 15,393

ALBUQUERQUE, N.M. --- Colorado State went 85 yards at the end of the first half, aided by three personal fouls, and scored on fourth-and-goal from the 1-yard line with five seconds left to take a lead it would never relinquish as the Rams defeated the Lobos for the 10th straight time, winning 35-21 at Dreamstyle Stadium. The loss dropped UNM to 2-4 on the season at the halfway point, and 0-2 in the Mountain West. Colorado State moved to 2-5 overall and 1-2 in the league.

UNM struggled to overcome mistakes in the game, including three fourth quarter turnovers, 11 penalties for 102 yards (CSU had 10 for 117 yards) and just three of 12 third down conversions.

The Lobos were down plenty of starters on both sides of the ball, but still got some tremendous efforts, the biggest from the littlest player on the field. Five-foot-seven Bryson Carroll rushed for 193 yards, the 15th-best rushing total in UNM history. Carroll had several big runs including a 56-yard run to the one-yard line with UNM trailing 7-0. That run should have been 57-yards and a touchdown, but Carroll actually fumbled at the 1-yard line when he let go of the ball before crossing into the end zone.

Luckily, neither team fell on the ball, so UNM retained possession at the 1-yard line and Kentrail Moran, rushing in short yardage situations in place of Ahmari Davis who was injured, scored his first career touchdown to make it 7-6 after Andrew Shelley hit the upright on the point-after try.

UNM took it's only lead on a long drive on the ground that was aided when Colorado State was called for roughing the punter. It ended with Moran's second touchdown of the game, making it 12-7, and Sheriron Jones hit Marcus Williams for a two-point conversion to make it 14-7.

After each team punted, CSU tied the game on one-play as Patrick O'Brien hit Warren Jackson for an 87-yard touchdown.

That left it tied until CSU took over at its own 15-yard line with 2:03 to go. UNM got a sack and then a short gain made it third-and-11, and UNM called a timeout to try to get the ball back. Instead, CSU got a first down and moved to midfield when it faced another third-and-11 at the Ram 44. O'Brien was pressured and threw incomplete, but UNM was called for roughing the pass, moving the ball to the Lobo 41.

UNM then was whistled for pass interference twice in three plays, setting up the Rams at the Lobo 3-yard line. It took four plays, but on fourth-and-goal at the 1-yard line, Marvin Kinsey, Jr. just did break the plane for a back-breaking touchdown with just five seconds left in the half.

CSU moved it to 28-14 in the third with another Kinsey short TD run, but UNM made a game comeback attempt. UNM broke through in the fourth quarter, converting its first two third downs, including a bruising 10-yard run by Jones on third-and-seven at the 14 that looked for certain like a loss of yardage. Carroll then barreled in from four yards out and UNM was down 28-21.

CSU missed a field goal with 8:38 to go, and UNM needed 72 yards for a tie. They got just five. Carroll rushed for five before a muffed fly swap exchange to Emmanuel Logan-Greene was recovered and turned into a Jackson 26-yard touchdown catch for a 35-21 lead. That turnover was the first of three in the fourth quarter for UNM.

| Score by Quarters | 1 | 2 | 3 | 4 | Total |
|-------------------|---|----|---|---|-------|
| Colorado State | 7 | 14 | 7 | 7 | 35 |
| New Mexico | 6 | 8 | 0 | 7 | 21 |

Qtr Time Scoring play

| | | |
|-----|-------|---|
| 1st | 12:24 | CSU - McBRIDE, Trey 42 yd pass from O'BRIEN, Patrick (CAMPER, Cayden kick), 7-84 2:36 |
| | 05:26 | NM - MORAN, Kentrail 1 yd run (SHELLEY, Andrew kick failed), 2-57 0:17 |
| 2nd | 07:59 | NM - MORAN, Kentrail 4 yd run (WILLIAMS, Marcus pass from JONES, Sheriron), 11-80 5:15 |
| | 04:13 | CSU - JACKSON, Warren 87 yd pass from O'BRIEN, Patrick (CAMPER, Cayden kick), 1-87 0:13 |
| | 00:05 | CSU - KINSEY JR, Marvin 1 yd run (CAMPER, Cayden kick), 11-85 1:56 |
| | 10:14 | CSU - KINSEY JR, Marvin 3 yd run (CAMPER, Cayden kick), 5-85 2:33 |
| 4th | 12:05 | NM - CARROLL, Bryson 4 yd run (SHELLEY, Andrew kick), 12-80 4:50 |
| | 05:58 | CSU - JACKSON, Warren 26 yd pass from O'BRIEN, Patrick (CAMPER, Cayden kick), 3-27 1:57 |

| | CSU | NM |
|----------------------------|---------|---------|
| FIRST DOWNS | 23 | 22 |
| RUSHES-YARDS (NET) | 38-131 | 49-256 |
| PASSING YDS (NET) | 420 | 89 |
| Passes Att-Comp-Int | 34-25-0 | 17-8-1 |
| TOTAL OFFENSE PLAYS-YARDS | 72-551 | 66-345 |
| Fumble Returns-Yards | 0-0 | 0-0 |
| Punt Returns-Yards | 1-0 | 0-0 |
| Kickoff Returns-Yards | 3-62 | 0-0 |
| Interception Returns-Yards | 1-17 | 0-0 |
| Punts (Number-Avg) | 5-45.6 | 7-43.3 |
| Fumbles-Lost | 4-2 | 3-2 |
| Penalties-Yards | 10-117 | 11-102 |
| Possession Time | 31:44 | 28:16 |
| Third-Down Conversions | 8 of 15 | 3 of 12 |
| Fourth-Down Conversions | 1 of 1 | 1 of 1 |
| Red-Zone Scores-Chances | 2-5 | 3-4 |
| Sacks By: Number-Yards | 2-18 | 4-19 |

RUSHING: Colorado State-KINSEY JR, Marvin 25-85; WRIGHT, Dante 2-63; McELROY, Marcus 3-2; TEAM 3-minus 6; O'BRIEN, Patrick 5-minus 13. New Mexico-CARROLL, Bryson 26-193; JONES, Sheriron 17-54; VIGILANT, Daevon 2-8; MORAN, Kentrail 3-7; LOGAN-GREENE, Eman. 1-minus 6.

PASSING: Colorado State-O'BRIEN, Patrick 25-34-0-420. New Mexico-JONES, Sheriron 8-17-1-89.


RECEIVING: Colorado State-JACKSON, Warren 9-214; WRIGHT, Dante 5-105; McBRIDE, Trey 5-57; McCULLOUGH, Ty 2-25; CRAIG-MYERS, Nate 1-11; BUTLER, Cameron 1-6; PRENTICE, Adam 1-1; KINSEY JR, Marvin 1-1. New Mexico-WILLIAMS, Marcus 5-58; MOLINA, Aaron 1-20; LOGAN-GREENE, Eman. 1-8; JONES, Javohn 1-3.

INTERCEPTIONS: Colorado State-NEAL, Andre 1-17. New Mexico-None.

FUMBLES: Colorado State-WRIGHT, Dante 1-1; KINSEY JR, Marvin 1-1; McELROY, Marcus 1-0; TEAM 1-0. New Mexico-CARROLL, Bryson 1-0; LOGAN-GREENE, Eman. 1-1; JONES, Sheriron 1-1.

Colorado State (2-5,1-2) vs. New Mexico (2-4,0-2)
Date: Oct 11, 2019 • Site: Albuquerque, N.M. • Stadium: Dreamstyle Stadium
Attendance: 15393

Kickoff time: 6:02 pm • End of Game: 9:53 pm • Total elapsed time: 3:51
Officials: Referee: Kevin Hassell; Umpire: Apollo Martin; Linesman: Jeff Hutcheon;
Line Judge: David Young; Back Judge: Bobby Lynn; Field Judge: Matt Binford;
Side Judge: Mark Graves; Center Judge: Abram Anaya;
Temperature: 58F • Wind: W 3 MPH • Weather: Sunny



10 Game 7: 10/19/2019
Laramie, Wyo.
23 Att: 22,884

LARAMIE, Wyo. --- New Mexico had eight straight drives move into Wyoming territory to end the game, but the Lobos netted just 10 points on those six drives, and it wasn't nearly enough as UNM lost at Wyoming 23-10 in a solid defensive effort for the Lobos. The loss dropped UNM to 2-5 overall and 0-3 in the Mountain West, while Wyoming moved to 5-2 and 2-1, one win from bowl eligibility.

UNM's defensive played well, as Wyoming didn't break the 300-yard mark for the game until well into the fourth quarter. The only score of the first half followed a turnover, as UNM's Bryson Carroll fumbled inside of Lobo territory. Sean Chambers was able to convert it into points with a 1-yard run, and that left it at 7-0 Wyoming. UNM didn't have much of an issue moving into Wyoming territory, but the issue was getting into field goal range.

UNM ran out of time at the end of the first half at the Wyoming 40. Two other drives in the first half stalled at the Cowboy 44 and on the 50. The Lobos defense was stout, holding on most Cowboy drives. The only other scoring chance for the Cowboys came on a missed 47-yard field goal.

The second half saw UNM open and drive quickly into Wyoming territory, but the drive stalled when UNM passed on a 47-yard field goal try into a stiff breeze and got stopped on fourth down. While UNM kept scuffling inside Wyoming territory, Wyoming got a 41-yard scramble by Chambers to set up a 3-yard run by Xavian Valladay to make it 13-0.

Finally, on UNM's sixth foray into Wyoming territory, it got on the board when Aaron Molina had to turn into a defender to prevent an interception, and Andrew Shelley followed with a 25-yard field goal on the first play of the fourth quarter. Wyoming pushed the lead to 20-3 when Chambers hit Josh Harshman for a 15-yard touchdown.

UNM head coach Bob Davie made a switch and inserted Tevaka Tuioti into the game, and he reaped an immediate dividend. UNM got a huge 40-yard run from Ahmari Davis, and then on fourth-and-15 from the 21, Tuioti hit Aaron Molina for a 21-yard touchdown, slicing the lead to 20-10. Wyoming got another long scramble run on third down, this one of 40 yards by Chambers, and the Cowboys led 23-10 with 58 seconds left.

Without much time, UNM moved from the 25 to the Wyoming 17 before time ran out after Tuioti missed Emmanuel Logan-Greene in the end zone.

Overall, UNM outgained the Cowboys 372-345 and threw for 203 through the air, but the lost fumble in the first half was the games' only turnover. Wyoming also had the ball about 10 more minutes, 35:13 to 24:47.

| Score by Quarters | 1 | 2 | 3 | 4 | Total |
|-------------------|---|---|---|----|-------|
| New Mexico | 0 | 0 | 0 | 10 | 10 |
| Wyoming | 7 | 0 | 6 | 10 | 23 |

Qtr Time Scoring play

1st 00:04 WY - CHAMBERS, Sean 1 yd run (ROTHER, Cooper kick), 4-36 1:36
3rd 07:31 WY - VALLADAY, X. 3 yd run (ROTHER, Cooper kick failed), 9-70 4:10
4th 14:55 NM - SHELLEY, Andrew 25 yd field goal, 7-40 1:24
09:40 WY - HARSHMAN, Josh 15 yd pass from CHAMBERS, Sean (ROTHER, Cooper kick), 10-75 5:15
06:31 NM - MOLINA, Aaron 21 yd pass from TUIOTI, Tevaka (SHELLEY, Andrew kick), 9-75 3:09
00:58 WY - ROTHER, Cooper 36 yd field goal, 11-56 5:33

| | NM | WY |
|----------------------------------|---------|----------|
| FIRST DOWNS | 20 | 21 |
| RUSHES-YARDS (NET) | 37-169 | 55-259 |
| PASSING YDS (NET) | 203 | 86 |
| Passes Att-Comp-Int | 28-14-0 | 15-9-0 |
| TOTAL OFFENSE PLAYS-YARDS | 65-372 | 70-345 |
| Fumble Returns-Yards | 0-0 | 1-1 |
| Punt Returns-Yards | 2-17 | 0-0 |
| Kickoff Returns-Yards | 0-0 | 0-0 |
| Interception Returns-Yards | 0-0 | 0-0 |
| Punts (Number-Avg) | 4-37.8 | 4-44.5 |
| Fumbles-Lost | 2-1 | 1-0 |
| Penalties-Yards | 5-50 | 5-38 |
| Possession Time | 24:47 | 35:13 |
| Third-Down Conversions | 4 of 12 | 11 of 18 |
| Fourth-Down Conversions | 1 of 2 | 0 of 0 |
| Red-Zone Scores-Chances | 2-3 | 4-4 |
| Sacks By: Number-Yards | 3-24 | 2-10 |

RUSHING: New Mexico-DAVIS, Ahmari 14-86; CARROLL, Bryson 12-55; TUIOTI, Tevaka 3-30; MORAN, Kentraill 1-5; VIEIRA, Thomas 1-4; LOGAN-GREENE, Eman. 1-1; JONES, Sherion 5-minus 12. Wyoming-VALLADAY, X. 33-127; CHAMBERS, Sean 18-117; ISMAIL JR. R. 1-9; BRENTON, Brett 2-5; BURROUGHS, J. 1-1.

PASSING: New Mexico-JONES, Sherion 9-17-0-143; TUIOTI, Tevaka 5-10-0-60; TEAM 0-1-0-0. Wyoming-CHAMBERS, Sean 9-15-0-86.

RECEIVING: New Mexico-KRESS, Jordan 4-94; MOLINA, Aaron 3-35; LOGAN-GREENE, Eman. 3-28; WILLIAMS, Marcus 2-27; VIEIRA, Thomas 1-11; UMEH, Anselm 1-8. Wyoming-OKWOLI, John 3-33; HARSHMAN, Josh 2-20; VALLADAY, X. 1-25; CROW, Dontae 1-11; MARCOTTE, J. 1-6; ISMAIL JR. R. 1-minus 9.

INTERCEPTIONS: New Mexico-None. Wyoming-None.

FUMBLES: New Mexico-KRESS, Jordan 1-0; CARROLL, Bryson 1-1. Wyoming-CHAMBERS, Sean 1-0.

New Mexico (2-5,0-3) vs. Wyoming (5-2,2-1)
Date: Oct 19, 2019 • Site: Laramie, Wyo. • Stadium: War Memorial Stadium
Attendance: 22,884

Kickoff time: 1:05 pm • End of Game: 3:59 pm • Total elapsed time: 2:54
Officials: Referee: Cal McNeill; Umpire: Mike Henderson; Linesman: Bill Scott;
Line Judge: Steve Hoslett; Back Judge: Alvin Moore; Field Judge: Robert Asel;
Side Judge: Tom Bessant; Center Judge: Corey Long;
Temperature: 45 deg • Wind: wsw22mph • Weather: Mostly cloudy



31 Game 8: 10/26/2019
Albuquerque, N.M.
45 Att: 12,617

ALBUQUERQUE, N.M. --- New Mexico made a furious comeback effort, but in the end it wasn't enough. Hawai'i scored on four of its five offensive possessions and also added a 14-yard interception return for another score as Hawai'i raced to a 32-point halftime lead and defeated New Mexico 45-31 to spoil UNM's 95th Homecoming game. The win ended a seven-game losing streak to UNM by the Rainbow Warriors.

New Mexico dropped to 2-6 overall and 0-4 in conference play, while Hawai'i ended a two-game losing streak and moved to 5-3 overall and 2-2 in the Mountain West.

New Mexico was down 35-3 at the half and 45-10 with 9:16 left in the fourth quarter before a furious rally that saw UNM score three times in the just 3:13 and then get picked off at the 3-yard line in trying to get within a score with under two minutes left.

The highlight for UNM was the play of Ahmari Davis, who rushed for a career-high 200 yards, the 14th time UNM has had a 200-yard rusher, and the 10th individual overall. It was UNM's second straight home game with a runner going for at least 190 yards. Davis had a career-long 66-yard touchdown in the third quarter along with a long 39-yard run that set up UNM's first points of the game. Davis has run for at least 100 yards in all three home games that he has played.

Down 45-10 in the fourth after a 9-yard touchdown pass from Chevan Cordiero to Lincoln Victor with 9:16 to go, UNM began the comeback. Tevaka Tuioti hit Anselm UmeH for a 40-yard pass to the 19 yard line, and Davis ran it in on the next play to make the score 45-17.

Hawai'i took over at it's 28 after a fair catch, and on fourth-and-one at its own 37, Rainbow Warrior head coach Nick Rolovich rolled the dice, and it came up snake eyes. Devin Sanders and Brandon Burton broke through for a tackle for loss, and then Hawai'i was hit with a personal foul and UNM started at the 21. After a touchdown was wiped out on a penalty for UNM, Tuioti hit Anu Somoye for a 9-yard score and with 4:41 left, it was 45-24.

Hawai'i opted to not run the ball, and went three-and-out, taking just 15 seconds off the clock. UNM took over after a punt and Tuioti hit Jordan Kress for a 59-yard touchdown on the first play, and with 4:03 left a once insurmountable lead was whittled to two scores. UNM almost cut it further when on second down McDonald's pass went in and out of the hands of Letayveon Beaton, who had room to run on a return.

UNM got it back with 2:25 to go, and drove to the Hawai'i 28 before Ikem Okeke picked off Tuioti at the three to end it.

Davis's 66-yard touchdown to open UNM's second half scoring was set up by UNM's second interception of the season. Erin Austin, a defensive lineman, stunted after a blitzed and dropped into overage, and he snatched Cole McDonald's pass out of the air and ran it back nine yards. Davis then took it from there, bursting through the line, shaking a tackler and racing the 66 yards for UNM's only score of the third quarter.

Hawai'i, known for its run-and-shoot, high-flying passing offense, scored three rushing touchdowns in the first half. The first came on its second offensive play quarterback Cole McDonald, who is known more for his arm than his legs, surprised everyone with a quarterback keeper around the end that went for a 76-yard touchdown.

| Score by Quarters | 1 | 2 | 3 | 4 | Total |
|-------------------|----|----|---|----|-------|
| Hawai'i | 21 | 14 | 3 | 7 | 45 |
| New Mexico | 3 | 0 | 7 | 21 | 31 |

Qtr Time Scoring play

1st 13:14 UH - MCDONALD, Cole 76 yd run (MESKELL, Ryan kick), 2-76 0:18
08:43 NM - SHELLEY, Andrew 39 yd field goal, 10-57 4:26
04:40 UH - MATAUTIA, Solomon 14 yd interception return (MESKELL, Ryan kick)
01:56 UH - NOA, Kumoku 54 yd pass from MCDONALD, Cole (MESKELL, Ryan kick), 4-69 1:21
2nd 08:50 UH - MCDONALD, Cole 1 yd run (MESKELL, Ryan kick), 10-72 4:39
00:33 UH - REED, Miles 1 yd run (MESKELL, Ryan kick), 8-77 4:12
3rd 11:02 NM - DAVIS, Ahmari 67 yd run (SHELLEY, Andrew kick), 2-70 0:48
03:09 UH - MESKELL, Ryan 24 yd field goal, 7-81 2:56
4th 09:16 UH - VICTOR, Lincoln 9 yd pass from CORDEIRO, Chevan (MESKELL, Ryan kick), 10-82 4:46
07:16 NM - DAVIS, Ahmari 19 yd run (SHELLEY, Andrew kick), 5-87 2:00
04:41 NM - SOMOYE, Anu 9 yd pass from TUIOTI, Tevaka (SHELLEY, Andrew kick), 4-36 1:23
04:03 NM - KRESS, Jordan 59 yd pass from TUIOTI, Tevaka (SHELLEY, Andrew kick), 1-59 0:10

| | UH | NM |
|----------------------------------|---------|---------|
| FIRST DOWNS | 21 | 23 |
| RUSHES-YARDS (NET) | 34-255 | 31-207 |
| PASSING YDS (NET) | 323 | 293 |
| Passes Att-Comp-Int | 40-21-1 | 40-23-2 |
| TOTAL OFFENSE PLAYS-YARDS | 74-578 | 71-500 |
| Fumble Returns-Yards | 0-0 | 0-0 |
| Punt Returns-Yards | 2-12 | 2-27 |
| Kickoff Returns-Yards | 1-17 | 3-128 |
| Interception Returns-Yards | 2-16 | 1-9 |
| Punts (Number-Avg) | 4-49.5 | 3-46.0 |
| Fumbles-Lost | 0-0 | 0-0 |
| Penalties-Yards | 10-85 | 5-34 |
| Possession Time | 32:04 | 27:56 |
| Third-Down Conversions | 5 of 15 | 4 of 12 |
| Fourth-Down Conversions | 2 of 3 | 0 of 2 |
| Red-Zone Scores-Chances | 4-4 | 3-3 |
| Sacks By: Number-Yards | 2-10 | 2-12 |

RUSHING: Hawai'i-MCDONALD, Cole 9-140; REED, Miles 16-97; CORDEIRO, Chevan 2-16; VICTOR, Lincoln 1-7; KELILIKI, Hekili 4-5; TEAM 1-minus 2; UAHINUI, Justin 1-minus 8. New Mexico-DAVIS, Ahmari 16-200; CARROLL, Bryson 8-10; MORAN, Kentraill 1-5; COLE, Bobby 1-1; TUIOTI, Tevaka 5-minus 9.

PASSING: Hawai'i-MCDONALD, Cole 17-30-1-237; CORDEIRO, Chevan 4-8-0-86; UAHINUI, Justin 0-2-0-0. New Mexico-TUIOTI, Tevaka 23-40-2-293.

RECEIVING: Hawai'i-BYRD II, Cedric 6-58; NOA, Kumoku 4-120; SHARSH, Jason-M. 4-39; WARD, JoJo 3-80; VICTOR, Lincoln 1-9; MARDNER, Nick 1-7; REED, Miles 1-5; SMART, Jared 1-5. New Mexico-UMEH, Anselm 6-92; KRESS, Jordan 4-100; LOGAN-GREENE, Eman. 4-34; GRIFFIN IV, Jay 4-19; WILLIAMS, Marcus 1-24; SOMOYE, Anu 1-9; PATTERSON III, Cedric 1-7; VIGILANT, Daevon 1-6; VIEIRA, Thomas 1-2.

INTERCEPTIONS: Hawai'i-MATAUTIA, Solomon 1-14; OKEKE, Ikem 1-2. New Mexico-AUSTIN, Erin 1-9.

FUMBLES: Hawai'i-None. New Mexico-None.

Hawai'i (5-3,2-2) vs. New Mexico (2-6,0-4)
Date: Oct 26, 2019 • Site: Albuquerque, N.M. • Stadium: Dreamstyle Stadium
Attendance: 12,617

Kickoff time: 2:07 pm • End of Game: 5:30 pm • Total elapsed time: 3:23
Officials: Referee: Mike Cuttore; Umpire: Mark Warner; Linesman: Greg Downum;
Line Judge: Carlos Owens; Back Judge: Michael Aaronian; Field Judge: Scotty Melanson;
Side Judge: Richard Corona; Center Judge: Ian Malepeal;
Temperature: 67F • Wind: None • Weather: Sunny



10 Game 9: 11/2/2019
Reno, Nev.
21 Att: 15,631

RENO, Nev. --- New Mexico's defense was up to the task, but Nevada's only third down conversion of the fourth quarter went for a back-breaking touchdown, and the Wolf Pack moved within a win of bowl eligibility with a 21-10 victory at Mackay Stadium in Reno. With the loss, New Mexico dropped to 2-7, and will not qualify for a bowl game for a third consecutive season.

Felled of late by poor starts, UNM opened the game with its longest drive of the season, going 90 yards in nine plays, with Ahmari Davis going over from four yards out for a 7-0 lead. It stayed 7-0 until midway through the second quarter, when Nevada put together a 15-play, 80-yard drive that saw a fourth down conversion. Toa Taua bulled over from a yard out with 7:50 to go to tie the game at 7-7. After a three-and-out, Nevada got a big third down conversion and then Carson Strong hit Romeo Doubs in stride for a 57-yard touchdown at the 5:08 mark for a 14-7 lead, which carried into halftime.

After that score, UNM's Andrew Shelley was just short on a 53-yard field goal, a kick that probably goes in if not for an inadvertent whistle that blew a play dead at the 36-yard line that would have made the 53-yard attempt a 50-yarder.

Nevada threatened for more, but in the final minute, UNM held on a fourth down play from inside the 10, taking it to halftime.

UNM moved the ball once again on the opening drive of the second half, and Shelley connected this time, hitting from 49 yards out to make it 14-10. UNM had a chance to get closer, but Ahmari Davis on fourth-and-1 was stopped just short of the line to gain.

All the while, UNM's defense was solid, allowing just nine yards in the third quarter and one first down. However, with 5:35 to go in the fourth, Strong hit Elijah Cooks for a 20-yard touchdown, and that was the back-breaker that put the game out of reach. UNM drove to the Nevada 40 in the final minutes, but four straight incompletions sealed the deal.

| Score by Quarters | 1 | 2 | 3 | 4 | Total |
|-------------------|---|----|---|---|-------|
| New Mexico | 7 | 0 | 3 | 0 | 10 |
| Nevada | 0 | 14 | 0 | 7 | 21 |

Qtr Time Scoring play

| | | |
|-----|-------|--|
| 1st | 06:48 | NM - DAVIS, Ahmari 4 yd run (SHELLEY, Andrew kick), 9-90 3:29 |
| 2nd | 07:50 | NEV - TAUJA, Toa 1 yd run (TALTON, Brandon kick), 15-80 8:12 |
| | 05:08 | NEV - DOUBS, Romeo 57 yd pass from STRONG, Carson (TALTON, Brandon kick), 4-73 1:18 |
| 3rd | 11:14 | NM - SHELLEY, Andrew 49 yd field goal, 8-43 3:46 |
| 4th | 05:45 | NEV - COOKS, Elijah 20 yd pass from STRONG, Carson (TALTON, Brandon kick), 5-46 2:35 |

| | NM | NEV |
|----------------------------------|---------|---------|
| FIRST DOWNS | 17 | 21 |
| RUSHES-YARDS (NET) | 29-109 | 34-64 |
| PASSING YDS (NET) | 237 | 305 |
| Passes Att-Comp-Int | 36-19-0 | 40-28-0 |
| TOTAL OFFENSE PLAYS-YARDS | 65-346 | 74-369 |
| Fumble Returns-Yards | 0-0 | 0-0 |
| Punt Returns-Yards | 3-33 | 1-24 |
| Kickoff Returns-Yards | 0-0 | 1-27 |
| Interception Returns-Yards | 0-0 | 0-0 |
| Punts (Number-Avg) | 6-44.8 | 7-42.3 |
| Fumbles-Lost | 2-0 | 1-0 |
| Penalties-Yards | 7-70 | 6-30 |
| Possession Time | 25:15 | 34:45 |
| Third-Down Conversions | 5 of 15 | 6 of 16 |
| Fourth-Down Conversions | 0 of 2 | 1 of 2 |
| Red-Zone Scores-Chances | 2-3 | 2-3 |
| Sacks By: Number-Yards | 2-24 | 2-25 |

RUSHING: New Mexico-DAVIS, Ahmari 15-80; TUIOTI, Tevaka 8-18; CARROLL, Bryson 4-9; VIGILANT, Daevon 1-3; TEAM 1-minus 1. Nevada-LEE, Devonte 9-68; TAUJA, Toa 17-28; TEAM 2-minus 2; CHRISTIAN, D. 1-minus 9; STRONG, Carson 5-minus 21.

PASSING: New Mexico-TUIOTI, Tevaka 19-36-0-237. Nevada-STRONG, Carson 28-40-0-305.

RECEIVING: New Mexico-WILLIAMS, Marcus 6-74; UMEH, Anselem 4-64; LOGAN-GREENE, Eman. 4-54; KRESS, Jordan 4-40; VIGILANT, Daevon 1-5. Nevada-DOUBS, Romeo 11-167; COOKS, Elijah 6-74; TAUJA, Toa 4-11; CHRISTIAN, D. 2-14; LOCKHART, J. 2-13; FOSSUM, Kaleb 1-11; LAPPIN, C. 1-8; STOVALL, M. 1-7.

INTERCEPTIONS: New Mexico-None. Nevada-None.

FUMBLES: New Mexico-LOGAN-GREENE, Eman. 1-0; TUIOTI, Tevaka 1-0. Nevada-STRONG, Carson 1-0.

New Mexico (2-7,0-5) vs. Nevada (5-4,2-3)
Date: Nov 02, 2019 • Site: Reno, Nevada • Stadium: Mackay Stadium
Attendance: 15631

Kickoff time: 7:35 pm • End of Game: 10:50 pm • Total elapsed time: 3:15
Officials: Referee: Eddy Shelton; Umpire: Scott Teifer; Linesman: Brad Edwards;
Line judge: Quinten Givens; Back judge: Daniel Young; Field judge: Rich Almeroth;
Side judge: Fulton Carson; Center judge: Stacy Hardin;
Temperature: 55 • Wind: 4 ESE • Weather: clear



9 Game 10: 11/16/2019
Boise, Idaho
42 Att: 31,492

BOISE, Idaho --- New Mexico quarterback Tevaka Tuioti fumbled on the opening play of the game and Boise State's Sonatane Lui scooped and scored from 24 yards out, setting up a first quarter for the Broncos that put the game away early, as UNM lost 42-9 in Boise in UNM's first game since the death of defensive lineman Nahje Flowers.

The loss dropped UNM to 2-8 overall and 0-6 in the conference, and it was UNM's seventh straight loss. For Boise State, the No. 19 Broncos improved to 9-1 overall and 6-0 in the conference. BSU travels to Utah State next week while UNM heads home for its final two games against Air Force and Utah State.

The game started on an emotional note as both teams lined up along the respective sidelines, linked arm-and-arm as there was a moment of silence for Flowers, who died a week ago Tuesday. UNM's captains were at midfield and held Flowers' jersey aloft, and each helmet had a round black sticker with Flowers' 93 inside of it on the back left of the helmet. On the back right was a sticker that was an actual picture of Flowers.

UNM then had disaster strike on the first play from scrimmage as Tuioti was hit by Chase Hatada on an option read and lost the ball, where Lui scooped it up and raced untouched from 24 yards out. It was one of two fumble recoveries for him in the half.

Up 7-0, Boise State forced a Lobo punt and Tyson Dyer pinned BSU at the three with a perfect 59-yard punt, but BSU went all 97 yards in eight plays, the last 17 by Octavius Evans on a reverse after an end around.

BSU made it 21-0 with 3:24 left in the first quarter when Khalil Shakir took a flip from Jaylon Henderson on a jet sweep that went as a forward pass for an 18-yard touchdown, and then with seven seconds left in the half, John Hightower caught a 51-yard pass to make it 28-0.

From there, UNM's defense got on track. Alex Hart picked off a pass to end one drive and Jacobi Hearn forced a fumble on another. However, UNM couldn't capitalize, as the Lobos got into Bronco territory three times in the second quarter, but turned it over on downs once, fumbled one and then missed a long field goal.

The Lobos finally got on the board in the second half when Shelley banged home a 40-yard field goal to make it 28-3, but Boise State answered with a sustained 74-yard drive, their first offensive success of any kind since the first quarter. That ended with an 8-yard touchdown by Andrew Van Buren to make it 35-3. BSU pushed it to 42-3 before UNM's Micah Gray, a Clovis native, scored his first career touchdown, accounting for the final score.

| Score by Quarters | 1 | 2 | 3 | 4 | Total |
|-------------------|----|---|----|---|-------|
| New Mexico | 0 | 0 | 3 | 6 | 9 |
| Boise State | 28 | 0 | 14 | 0 | 42 |

Qtr Time Scoring play

| | | |
|-----|-------|--|
| 1st | 14:51 | BSU - LUI, Sonatane 24 yd fumble recovery (SACHSE, Eric kick) |
| | 07:53 | BSU - EVANS, Octavius 17 yd run (SACHSE, Eric kick), 8-97 3:42 |
| | 03:24 | BSU - SHAKIR, Khalil 18 yd pass from HENDERSON, J. (SACHSE, Eric kick), 5-82 2:15 |
| | 00:07 | BSU - HIGHTOWER, John 51 yd pass from HENDERSON, J. (SACHSE, Eric kick), 2-51 0:16 |
| 3rd | 09:17 | NM - SHELLEY, Andrew 40 yd field goal, 13-55 5:21 |
| | 03:03 | BSU - VAN BUREN, A. 8 yd pass from HENDERSON, J. (SACHSE, Eric kick), 13-74 6:08 |
| | 00:00 | BSU - COLLINGHAM, G. 2 yd pass from SHAKIR, Khalil (SACHSE, Eric kick), 2-52 0:40 |
| 4th | 03:53 | NM - GRAY, Micah 1 yd run (SHELLEY, Andrew kick failed), 11-67 5:20 |

| | NM | BSU |
|----------------------------------|---------|---------|
| FIRST DOWNS | 16 | 23 |
| RUSHES-YARDS (NET) | 45-117 | 37-215 |
| PASSING YDS (NET) | 175 | 294 |
| Passes Att-Comp-Int | 22-14-0 | 29-16-1 |
| TOTAL OFFENSE PLAYS-YARDS | 67-292 | 66-509 |
| Fumble Returns-Yards | 0-0 | 2-33 |
| Punt Returns-Yards | 2-1 | 2-26 |
| Kickoff Returns-Yards | 3-60 | 3-53 |
| Interception Returns-Yards | 1-19 | 0-0 |
| Punts (Number-Avg) | 5-46.6 | 2-44.5 |
| Fumbles-Lost | 2-2 | 1-1 |
| Penalties-Yards | 6-60 | 7-59 |
| Possession Time | 31:51 | 28:09 |
| Third-Down Conversions | 8 of 16 | 7 of 13 |
| Fourth-Down Conversions | 0 of 2 | 1 of 2 |
| Red-Zone Scores-Chances | 1-1 | 4-4 |
| Sacks By: Number-Yards | 2-22 | 4-16 |

RUSHING: New Mexico-MORAN, Kentraill 10-30; COLE, Bobby 3-21; GRAY, Micah 4-20; TUIOTI, Tevaka 11-19; CARROLL, Bryson 10-11; DAVIS, Ahmari 2-9; VIGILANT, Daevon 4-5; LOGAN-GREENE, Eman. 1-2. Boise State-HOLANI, George 7-73; VAN BUREN, A. 10-33; SMITH, Danny 5-24; MAHONE, Robert 3-22; BUTLER, Akilian 2-19; EVANS, Octavius 1-17; HIGHTOWER, John 1-17; HENDERSON, J. 7-8; SHAKIR, Khalil 1-2.

PASSING: New Mexico-TUIOTI, Tevaka 14-21-0-175; TEAM 0-1-0-0. Boise State-HENDERSON, J. 15-28-1-292; SHAKIR, Khalil 1-1-0-2.

RECEIVING: New Mexico-LOGAN-GREENE, Eman. 5-60; KRESS, Jordan 4-41; UMEH, Anselem 3-31; WILLIAMS, Marcus 1-35; VIEIRA, Thomas 1-8. Boise State-SHAKIR, Khalil 5-96; HIGHTOWER, John 4-124; COLLINGHAM, G. 2-21; EVANS, Octavius 2-20; BUTLER, Akilian 1-25; VAN BUREN, A. 1-8; THOMAS, CT 1-0.

INTERCEPTIONS: New Mexico-HART, Alex 1-19. Boise State-None.

FUMBLES: New Mexico-TUIOTI, Tevaka 2-2. Boise State-HENDERSON, J. 1-1.

New Mexico (2-8,0-6) vs. Boise State (9-1,6-0)
Date: Nov 16, 2019 • Site: Boise, Idaho • Stadium: Albertsons Stadium
Attendance: 31492

Kickoff time: 8:20 pm • End of Game: 11:38 pm • Total elapsed time: 3:18
Officials: Referee: Stephen Baron; Umpire: Bill Bishop; Linesman: George Shoup;
Line judge: John Kilmer; Back judge: David Baldwin; Field judge: John Wisniewski;
Side judge: Richard Ockey; Center judge: Timothy Davis;
Temperature: 43 F • Wind: NE 3 MPH • Weather: Mostly Clear