

THE UNIVERSITY OF NEW MEXICO LOBOS

Men's Basketball Game Notes

@UNMHoops

www.GoLobos.com

#GoLobos

2016-17 Schedule

Date	Opponent	TV	Time/Score
11-2	Western N.M. (Ex.)	TBA	W, 113-57
11-4	Eastern N.M. (Ex.)	TBA	W, 88-66

11-11	Idaho State	ROOT	W, 81-70
11-14	Houston Baptist	ROOT	W, 95-79
11-18	New Mexico State	ESPN3	W, 72-59

Wooden Legacy Classic

11-24	Virginia Tech	ESPN	L, 92-72
11-25	CSUN	ESPNU	W, 105-89
11-27	Dayton	ESPNU	L, 64-57

11-30	Abilene Christian	ROOT	W, 64-55
12-3	at Illinois State	ESPN3	L, 79-74
12-7	UTEP	ROOT	W, 78-77
12-10	at New Mexico State	ESPN3	L, 84-71
12-17	Arkansas-Pine Bluff	ROOT	W, 83-43
12-20	at Arizona	PAC-12	L, 77-46

12-28	Fresno State*	ESPN3	W, 78-73
1-1	at San Diego State*	CBSSN	W, 68-62
1-4	at Utah State*	ESPNU	L, 79-75
1-7	Nevada*	ESPN2	L, 105-104
1-10	UNLV*	ESPN3	L, 71-66
1-14	at Colorado State*	ROOT	W, 84-71
1-17	at Boise State*	ESPNU	W, 81-70
1-21	Wyoming*	CBSSN	W, 78-71
1-24	Utah State*	ESPNU	W, 74-61
1-28	at Nevada*	CBSSN	L, 82-65
2-1	at UNLV*	CBSSN	W, 80-77
2-4	San Jose State*	ROOT	L, 78-68
2-8	at Air Force*	ROOT	W, 74-67
2-14	Boise State*	CBSSN	W, 78-73
2-18	at Fresno State*	CBSSN	L, 71-61
2-21	Colorado State*	CBSSN	L, 68-56
2-25	at Wyoming*	ESPN3	L, 82-71
3-4	San Diego State*	CBSSN	8 p.m.

Mountain West Tournament

(Thomas & Mack Center - Las Vegas, Nev.)

3-8	Opening Round	MWN	TBA
3-9	Quarterfinals	CBSSN	TBA
3-10	Semifinals	CBSSN	TBA
3-11	Championship	CBS	TBA

BOLD Denotes Home Games

*Denotes Mountain West Game

All times listed are Mountain Times

Game times are subject to change



New Mexico

Lobos

Record: 16-13 (9-8 MW)
Conference: Mountain West
Head Coach: Craig Neal (4th Season)
Record at UNM: 75-51
Career Record: Same



San Diego State

Aztecs

Record: 17-12 (9-8 MW)
Conference: Mountain West
Head Coach: Steve Fisher
Record at SDSU: 384-207 (18th Season)
Career Record: 569-288

Media Information

Tip-Off: 8:05 p.m. MT

TV: CBSSN
John Sadak (Play-by-Play)
Jordan Cornette (Analyst)
Cassie McKinney (Reporter)

Comcast: 274/838 (HD)
DISH: 158
DirecTV: 221

Radio: 770 AM KKOB
Robert Portnoy (Play-By-Play)
Hunter Greene (Analyst)

Stats: Live stats available through
Lobos.Statbroadcast.com

ABOUT THE MATCH-UP

- New Mexico and San Diego State will face off for the 84th time in program history on Saturday, with the series dating back to Jan. 2, 1976.
- The Lobos hold an all-time record of 45-38 against the Aztecs. The home team has had a big advantage in the series. Inside WisePies Arena, the Lobos have won 27 out of 38 games.
- The past two seasons, San Diego State defeated the Lobos all four times. But the Lobos snapped that streak as they claimed a 68-62 victory over in Viejas Arena, the programs first win in Viejas Arena since 2012 and head coach Craig Neal's first win in Viejas Arena.
- New Mexico comes into the match-up with a 16-13 overall record and a 9-8 record in the Mountain West. The Lobos had a mid-week bye this week and are coming off a 82-71 loss at Wyoming.
- Elijah Brown continues to lead the team, averaging 18.5 ppg this season and 20.2 ppg in conference games. Both of those numbers are second among the conference.
- As a team, the Lobos are shooting a league-best 46.5 percent from the field. They also lead the league in free throw percentage and are 31st in the nation at 75.6 percent.
- San Diego State comes into the game with a 17-12 over all record and a 9-8 in the Mountain West. The Aztecs are tied for fifth in the Mountain West with the Lobos and are coming off a 51-38 victory over Air Force.
- As a team, San Diego State is shooting 41.6 percent from the field in conference action and just 29.7 percent from the three. They are averaging 66.9 points per game and giving up just 63.1 points per game in conference action.
- In league action, the Aztecs are led by Trey Kell. He is averaging 13.2 points per game and 5.1 rebounds per game. He is shooting 38.3 percent from the field in league play. Two others are averaging double figures in league. Jeremy Hemsley and Malik Pope are averaging 11.6 and 10.8 points per game, respectively.

PROBABLE STARTERS

Pos.	No.	Name	PPG	RPG	APG	MISC.
G	3	Jordan Hunter (So., 5-11, Beaumont, Texas)	5.8	2.1	2.5	86.3% FT
G	4	Elijah Brown (Jr., 6-4, Orange County, Calif.)	18.5	5.1	3.1	82.6% FT
C	11	Obij Agert (Sr., 7-1, Juba, South Sudan)	5.8	3.7	0.4	1.38 Blk/g
G/F	14	Dane Kuiper (So., 6-7, Wasilla, Alaska)	6.0	2.4	1.2	42.3% FG
G/F	20	Sam Logwood (Jr., 6-7, Indianapolis, Ind.)	7.5	3.5	1.1	45.0% FG

OFF THE BENCH

Pos.	No.	Name	PPG	RPG	APG	MISC.
G/F	1	Aher Uguak (Fr., 6-7, Edmonton, Canada)	1.3	0.8	0.4	Made 2 starts
G	5	Jalen Harris (Fr., 6-2, Wilson, N.C.)	4.6	1.9	2.3	Started 18 games
G	21	Xavier Adams (Jr., 6-4, Flower Mound, Texas)	3.9	2.3	0.2	Out For Season (ACL)
F	22	Holt Shelley (Fr., 6-9, Cliff, N.M.)	0.0	0.0	0.0	Cliff HS
F	23	Joe Furstinger (Jr., 6-9, Rancho Santa Margarita, Calif.)	3.5	3.0	0.6	52.8% FG
G/F	24	Damien Jefferson (Fr., 6-5, East Chicago, Ind.)	5.6	2.4	1.1	44.0% FG
G	30	Adam Cumber (So., 6-2, Albuquerque, N.M.)	0.0	0.0	0.0	2 games last yr
G	31	Anthony Mathis (So., 6-3, West Linn, Ore.)	2.9	1.0	0.8	25 games last yr
F	32	Tim Williams (Sr., 6-8, Flossmoor, Ill.)	17.9	7.0	1.5	Cleared
F	55	Connor MacDougall (So., 6-9, Tempe, Ariz.)	4.2	2.0	0.1	47% FG

By the Numbers

2016-17 Statistics

Statistic	All Games (MW Rank)	MW Games
Scoring:	74.4 (4th)	74.2 (5th)
Scoring Defense:	73.4 (7th)	74.2 (6th)
Scoring Margin:	+1.0 (8th)	+0.0 (6th)
Field Goal %:	46.5% (1st)	46.3% (1st)
Def. Field Goal %:	43.9% (8th)	43.8% (8th)
3-Point FG %:	32.9% (9th)	35.2% (4th)
Def. 3-Point FG %:	37.6% (10th)	36.1% (9th)
Free Throw %:	75.6% (1st)	76.0% (1st)
Rebounding:	34.2 (10th)	34.5 (9th)
Rebounding Defense:	33.5 (1st)	34.5 (2nd)
Reb. Margin:	+0.7 (7th)	+0.1 (6th)
Assists:	13.6 (6th)	13.4 (6th)
Turnover Margin:	+0.4 (5th)	-0.4 (7th)
Asst/TO Ratio:	1.0 (T6th)	1.1 (T4th)
Steals:	6.1 (4th)	5.6 (T7th)
Blocks:	3.5 (7th)	3.9 (6th)

Returning vs. Lost

Team Totals Returning From Last Year

	Returning	Lost
Minutes:	5,022 (78.1%)	1,303 (20.2%)
Scoring:	1,996 (82.1%)	436 (19.0%)
Rebounding:	928 (79.0%)	140 (12.0%)
Assists:	307 (66.6%)	154 (33.4%)
Steals:	143 (82.2%)	37 (20.5%)
Blocks:	129 (99.2%)	1 (0.7%)
Free Throws:	480 (83.0%)	98 (16.9%)
Three Pointers:	138 (70.4%)	58 (29.5%)

KenPom.com

New Mexico in 2016-17 (124)

Category	Offense	Defense	D-I Avg
Adj. Efficiency	107.9 124	104.9 166	105.2
Adj. Tempo	69.2 138	68.5	
Avg. Poss. Length	16.6 99	17.5 222	17.3
Four Factors			
Effective FG%:	50.8 165	51.4 204	50.5
Turnover %:	18.5 161	19.1 150	18.7
Off. Reb. %:	27.1 245	28.1 120	29.3
FTA/FGA:	45.6 4	36.9 209	35.5

Miscellaneous Components

3P%:	32.9 268	37.6 302	35.1
2P%:	51.3 92	48.0 122	49.3
FT%:	75.6 31	69.3 122	70.3
Block%:	8.0 79	10.2 114	9.2
Steal%:	10.7 335	8.6 176	8.7

Style Components

3PA/FGA:	26.4 339	39.9 293	36.4
A/FGM:	53.5 147	57.3 292	52.6
Defensive Fingerprint:	Inconclusive		

Point Distribution (% of total points)

3-Pointers:	19.2 347	35.1 33	30.4
2-Pointers:	55.5 37	45.0 316	49.8
Free Throws:	25.3 6	19.9 164	19.8

Strength of Schedule

Components:	105.9 114	103.8 100	105.2
Overall:	+2.11 98		0.00
Non-conference:	-0.71 192		0.00

Personnel

Bench Minutes:	41.9% 11		32.1%
Experience:	1.59 yrs 220		1.70
Minutes Continuity:	64.6% 46		49.5%
Average Height:	77.9" 35		76.8"

New Mexico Game Notes

LAST TIME OUT

The Lobos fell in their third straight game on Saturday, falling to Wyoming 82-71. The struggled to guard the three-point line as they gave up 14 three-pointers to the Cowboys. The Lobos did keep themselves in the game, bringing themselves within two on three separate occasions with six minutes left to play. But the Lobos couldn't get over the hump. Off the bench, Connor MacDougall led the Lobos with a career-high 17 points and Anthony Mathis added a season-high of 13.

MACDOUGALL STEPS UP

Against Wyoming Saturday, a new face stepped up his game and led the Lobos. Red-shirt sophomore Connor MacDougall put together a career-high performance of 17 points. He was 4-for-6 from the field and 9-for-12 from the foul line. He also brought down six rebounds. On the season, MacDougall is averaging 4.2 points per game and 2.0 rebounds per game. He is shooting 47.0 percent from the field and 81.1 percent from the free throw line.

MATHIS OFF THE BENCH

Last Saturday, Anthony Mathis came off the bench and scored a season-high 13 points. He came in at the 10:55 mark and scored seven straight points between 8:05 and 7:16 in the first half, tying the game up 19-19. He finished the game on a 5-of-7 effort from the field, three of those coming behind the arc. In his 10 games played this season, Mathis is averaging 2.9 points per game and is shooting 40.0 percent from the field and 31.6 percent from the three.

LOGWOOD'S FIRST CAREER DOUBLE-DOUBLE

Against the Cowboys last Saturday, Sam Logwood put together his first career double-double. He finished the game with 12 points and 11 rebounds. His 11 rebounds was a career-high. He was 4-of-9 from the field and perfect from the free throw line in four attempts. He also added one steal. On the season, Logwood is averaging 7.5 points per game, which is third on the team. He is shooting 45.0 percent from the field.

BEST SHOOTING TEAM IN THE LEAGUE

Through 17 conference games, the Lobos still continue to be the best shooting team among the league. The Lobos are shooting 46.5 percent. On the season, they are also the best shooting team in league play at 46.3.

LOGWOOD'S LAST SEVEN GAMES

In the Lobos' last seven games, Sam Logwood has really put together some big performances for the Lobos. In those last seven games, Logwood has averaged 12.4 points per game. He is shooting 47.8 percent from the field and 40.0 percent from the three. He also averaged 6.4 rebounds per game.

AGET CLOSING IN ON 500 REBOUNDS

Obij Aget is closing in on 500 rebounds in his career. He is just 7 away from reaching the feat with 490 rebounds after bringing down three against Wyoming last Saturday. Aget would be the 32nd Lobo in program history to reach at least 500 rebounds in his career.

BIG O WITH THE BLOCKS

Once again, senior Obij Aget was big with the blocks. In the last four games Aget has averaged 3.25 blocks per game. Aget, who is the tallest student-athlete in the Mountain West, is known for his presence on defense. He is averaging 1.4 blocks per game on the season and 1.7 blocks per game in conference action which ranks fifth in the MW. He had a career-high seven blocks back on Jan. 10. It was the best block performance since the 1999-2000 seasons when two players recorded seven in a game. Luc Longley owns the block record with 10 in a single game. Aget now has over 100 blocks in his career and is seventh on the all-time list with 125. He is two away from passing Rob Loeffel (126 blocks from 1986-89) for sixth on the all-time list. Longley is the all-time leader in blocks with a total of 336. Longley also owns the single season record with 117 (1989-90).

GETTING TO THE FREE THROW LINE

The Lobos continue to be among the top of the nation in free throws. The Lobos are fourth this week in the country in KenPom's free throw rate and sixth in Free Throw Point Distribution. New Mexico has a 45.6 free throw rate and receives 25.3 percent of their points from the line. The Lobos are shooting 75.6 percent from the foul line which is first in the Mountain West and is 31st in the nation. Their opponents free throw rate is 36.9 and the average D-I free throw rate is 35.5.

New Mexico Game Notes

OTHER NUMBERS AMONG THE NATION

The Lobos are 18th in the nation in free throws made. The Lobos have made a total of 547 this season. They also rank 30th in free throw attempts with 724. The Lobos are first among the conference in makes and second in attempts. In program history, the most free throws attempted in a season is 896 and the most made in a season is 626. In conference action, the most free throws attempted in a conference season in program history is 476 and the most made is 354. The Lobos' 75.6 percentage from the charity stripe is first in the Mountain West. The current school record for free throw percentage is 75.7 in 1997-98.

BROWN AT THE LINE

Elijah Brown made 14-of-14 against Fresno State on Dec. 26, which was the third best in program history. He is 29-of-29 in Mountain West openers as he went 15-of-15 against Nevada in last year's MW opener. He continued his streak, making 8-of-8 at SDSU. That streak ended against Utah State on Jan. 4 as he missed his first free throw attempt against the Aggies. He made 26 straight which is his second longest streak. Last season, his longest streak was 31 straight free throws. The program record in 52 consecutive made free throws. Brown ranks 24th in the nation in Free Throw Attempts (201) which is first in the league. He is also 14th in the country in Free Throws Made (166) which is also first among the Mountain West and 10th on the all-time list for most free throws made in a season.

LOBOS' LAST SEVEN WINS

Looking at the Lobos' last seven wins, they had five players average above seven points per game in Damien Jefferson (7.7), Sam Logwood (7.6), Dane Kuiper (7.5), Jordan Hunter (7.4) and Obij Aget (7.4). As a team, the Lobos have shot 48.6 percent from the field, 40.8 percent from the three and 78.1 percent from the foul line. The Lobos have held their opponents to a 29.4 shooting percentage from the three.

LOBOS LOVE PINK

Tuesday night's game was the Lobos Love Pink game, bringing awareness to breast cancer. There was a special jersey auction at the game that raised over \$3,400 for the UNM Comprehensive Cancer Center.

ROAD WARRIORS

The win at Air Force marked the first win on the road against the Falcons since the 2011-12 season. The Lobos were 5-2 at the time on the road in conference action. The Lobos claimed victories at San Diego State (Jan. 1), Colorado State (Jan. 14), Boise State (Jan. 17), UNLV (Feb. 1) and Air Force (Feb. 8). Craig Neal and the Lobos are the first team in Mountain West history to win on the road at San Diego State, Colorado State and Boise State in the same season.

INJURY BUG

This season, the Lobos have been hit with the injury bug. Elijah Brown missed one month of preseason practices due to hamstring. Xavier Adams is out for the season due to an ACL tear on Jan. 4 at Utah State. The Lobos have had three concussion protocols, resulting in 30 days. Jordan Hunter missed 10 days (two games: Utah State & Nevada) due to an ankle injury. Tim Williams missed two games (Illinois State & UTEP) due to a concussion. Connor MacDougall missed three games due to concussion and Dane Kuiper was out due to concussion protocol, missing two games but is back in action. Williams missed eight games due to a stress reaction in his foot. He has been cleared to do limited activity and start practicing.

BROWN EARNS PLAYER OF THE WEEK

Last Monday, Elijah Brown was named Mountain West Player of the Week. He led the Lobos that week, averaging 24.5 points per game, 8.5 rebounds per game and 3.5 assists per game. Against Boise State, he had 16 points, seven rebounds and four assists. Against Wyoming, he finished with 33 points and 10 rebounds, his first double-double of the season.

WILLIAMS' CAREER

Tim Williams continues to rank second in the league in field goal percentage. On the season, he is shooting 55.3 percent. For his career, Williams is shooting 58.4 percent which ranks 29th among active Division I players. He is 11th among active D1 players with a total of 1,914 career points,

Associated Press Poll

(As of 2-27-2017)

Place	School (1st Place Votes)
1	Kansas (58)
2	Villanova (2)
3	UCLA (3)
4	Gonzaga (2)
5	North Carolina
6	Oregon
7	Arizona
8	Louisville
9	Kentucky
10	West Virginia
11	Baylor
12	Florida
13	Butler
14	SMU
15	Florida State
16	Purdue
17	Duke
18	Cincinnati
19	Notre Dame
20	Saint Mary's (Cal)
21	Wichita State
22	Wisconsin
23	Virginia
24	Iowa State
25	Miami (FL)

Others receiving votes: Minnesota 66, Oklahoma State 54, Dayton 32, Michigan 14, Middle Tennessee 13, Creighton 12, Southern Cal 7, Michigan State 3, Monmouth 3, Vermont 2, VCU 2, Virginia Tech 2, Arkansas 1, BYU 1, Maryland 1, Princeton 1

MW Standings

Place	School	MW	Overall
1st	Nevada	13-4	24-6
1st	Colorado State	13-4	21-9
3rd	Boise State	11-6	18-10
4th	Fresno State	10-7	18-11
5th	San Diego State	9-8	17-12
5th	New Mexico	9-8	16-13
7th	Wyoming	7-10	17-13
7th	San Jose State	7-10	14-14
9th	Utah State	7-11	13-16
10th	Air Force	4-13	11-19
10th	UNLV	4-13	11-19

MW Preseason POLL

Place	School (1st Place Votes)	Points
1st	San Diego State (23)	293
2nd	Nevada	253
3rd	New Mexico (3)	249
4th	Fresno State (1)	200
5th	Boise State	164
6th	Utah State	153
7th	Colorado State	146
8th	UNLV	120
9th	Air Force	90
10th	Wyoming	73
11th	San Jose State	41

Head-To-Head History

Date	Winner	Score	Location
2-21-09	New Mexico	75-49	Albuquerque
1-5-10	San Diego State	74-64	San Diego
2-6-10	New Mexico	88-86 (OT)	Albuquerque
3-12-10	San Diego State	72-69	Las Vegas
1-15-11	San Diego State	87-77	Albuquerque
2-16-11	San Diego State	68-62	San Diego
1-18-12	San Diego State	75-70	Albuquerque
2-15-12	New Mexico	77-67	San Diego
3-10-12	New Mexico	68-59	Las Vegas
1-26-13	San Diego State	55-34	San Diego
2-27-13	New Mexico	70-60	Albuquerque
3-15-13	New Mexico	60-50	Las Vegas
2-22-14	New Mexico	55-44	Albuquerque
3-8-14	San Diego State	48-51	San Diego
3-15-14	New Mexico	64-58	Las Vegas
1-6-15	San Diego State	56-42	San Diego
2-17-15	San Diego State	63-46	Albuquerque
2-6-16	San Diego State	78-71 (OT)	San Diego
3-1-16	San Diego State	83-56	Albuquerque
1-1-17	New Mexico	68-62	San Diego

Last 20 games of the series listed above.

New Mexico leads San Diego State in the all-time series, 45-38.

New Mexico Game Notes

third with 1,914 points and 840 rebounds and third in career field goals made at 750.

LOBOS FINISH FALL SEMESTER WITH 3.0 GPA

The University of New Mexico men's basketball team continues to succeed in the classroom as the Lobos finished the 2016 Fall semester with a 3.0 grade point average, the third-best GPA in program history, as released by the athletic department Friday. The high grade mark continues the trend under four-year head coach Craig Neal. The Lobos have posted a GPA of 2.7 or higher all seven semesters in which he has been head coach. It continues the longest streak of its kind in program history. The team has reached a 2.7 or higher in the last 17 of 18 semesters.

TIM WILLIAMS PASSING 1,500

With a game-high 17 points against Colorado State last season, Tim Williams crossed the 1,500 point milestone for his career. Prior to joining the Lobos, Tim Williams became the first sophomore ever to score 1,000 points in a career at Samford. He has scored a total of 343 points this season, bringing his career total to 1,914. That number ranks eighth among active Division I players. He is 86 points away from reaching 2,000. As a Lobo, he is close to reaching 1,000 points. He currently has a total of 896.

BROWN REACHES 1,000 POINTS AS A LOBO

Going into the CSU game on Jan. 14, Elijah Brown needed just 16 points to reach 1,000 points in his Lobo career. With his first made three of the second half he accomplished the feat and became the 34th player in Lobo history that has reached 1,000 points in Lobo career. Brown needed just 50 games to reach 1,000 career Lobo points, which goes down as one of the fastest Lobos to reach the feat. He is just the sixth player in Lobo history to reach 1,000 in two seasons. He now has a total of 1,190.

DANE KUIPER'S CAREER NIGHT

Dane Kuiper put together a career performance against UNLV on Jan. 10. He finished with a career-high 17 points, which led the squad. He was 3-for-5 from the three and 6-for-10 from the field overall. He finished with three assists, four rebounds and a steal in his career-high 37 minutes played.

The Pit in the MW ERA

Year	Avg. Attendance (NCAA Rank)	MW Rank
1999-00	16,443 (8th)	1st
2000-01	16,418 (8th)	1st
2001-02	16,426 (7th)	1st
2002-03	15,186 (12th)	1st
2003-04	14,679 (15th)	2nd
2004-05	14,309 (14th)	1st
2005-06	13,387 (21st)	1st
2006-07	12,853 (23rd)	1st
2007-08	14,361 (18th)	1st
2008-09	13,994 (17th)	1st
2009-10	13,595 (22nd)	2nd
2010-11	14,570 (16th)	2nd
2011-12	14,455 (16th)	2nd
2012-13	15,022 (16th)	2nd
2013-14	15,212 (16th)	1st
2014-15	14,571 (18th)	1st
2015-16	13,031 (23rd)	1st

*The \$60 million dollar renovation to The Pit added a suite level and lowered the maximum capacity from 18,018 to 15,411 starting with the 2010-11 season.

Lobos in the NBA

NBA Team	Name (Years as a Lobo)
Milwaukee Bucks:	Tony Snell (2010-13)

#PIT50 GAME

With The Pit being built in 1966, this season marks the 50th anniversary of The Pit. The Lobos celebrated on Nov. 30 by taking on its first-ever opponent in The Pit, Abilene Christian on Wednesday. The Lobos pulled away in the second half to claim a 64-55 victory over the Wildcats, which was the same scoring margin as the first game played (62-53).

WILLIAMS NAMED NABC ALLSTATE GOOD WORKS NOMINEE

Tim Williams was named an NABC Allstate Good Works nominee last week on Wednesday. This distinguished award shines a spotlight on a select group of student-athletes who have shown dedication to community service and altruism in their communities. The nomination is due to Williams' standout performance as a student-athlete and representative of Lobo Basketball. The 6-foot-8 senior is involved in many activities around the Albuquerque community. He has spent time volunteering with Lobo summer camps, Heart Gallery Stocking Stuffing, visiting the UNM Children's Hospital and handing out candy to children at the Lobo Howl-o-Ween event in The Pit. Williams not only succeeds on the court but in the classroom as well. Last season, he was a big part in the Lobos breaking their fall semester grade point average. The team finished with a 3.30. Williams finished the year with a 3.44 GPA and has a cumulative GPA of 3.42.

WOODEN LEGACY RECAP

The Lobos went 1-2 at the 2016 Wooden Legacy Classic. The Lobos started off the tournament with a 20-point loss to Virginia Tech, their first loss of the season, falling 92-72. New Mexico rebounded to claim its fourth win of the season against CSUN, 105-89. The Lobos dropped their final game of the tournament, falling in the last minute of the game, 64-57.

The Lobos were in the top two among the tournament field in shooting percentage. They finished second with a 50.6 shooting percentage behind UCLA's 51.3 percent. The Lobos also finished second in 3-point shooting (42.9 percent).

BREAKING RECORDS

At the Wooden Legacy Classic, the Lobos broke a few records in their game with CSUN. The Lobos' 105 points against the Matadors is the most any team has ever scored in a Wooden Legacy Classic game. Also in that game, the Lobos shot 64.9 percent from the field, which goes down as the best shooting per-

New Mexico Game Notes

centage in a game at the Wooden Legacy. The Lobos scored 54 points in the first half against the Matadors, which is a record for first half points scored in a game at the tournament and ties the most points in any half record at the Wooden. The total number of points between the two teams, 194, is the most scored in a Wooden Legacy game.

WILLIAMS EARNS ALL-TOURNAMENT HONORS

At the Wooden Legacy Classic, Tim Williams earned All-Tournament honors after his stellar performance throughout the tournament for the Lobos. He averaged 18.7 ppg which was fourth among all the participants at the tournament. He also picked up 7.3 rebounds a game which was third among the field. He leads the Lobos with 20.8 ppg and 8.0 rpg. He is shooting 62 percent from the field and 80.4 percent from the foul line.

WILLIAMS EARNS FIRST MW PLAYER OF THE WEEK HONOR

Tim Williams picked up his first career Mountain West Player of the Week honor on Monday, Nov. 21. He led the Lobos to a pair of victories with a career-high 31 points against Houston Baptist and a team-high 20 points against NMSU. Against HBU, he finished with 11 rebounds, which was his second straight double-double of the season.

TIM WILLIAMS' CAREER NIGHT

It was Tim Williams' night against Houston Baptist on Nov. 14, as he went off for a career-high 31 points, shooting 10-for-11 from the field and 11-for-12 from the foul line. He also finished with 11 rebounds for his second straight double-double. The double-double marks his eighth in his career. Of his 31 points, 14 came in the first half. He was perfect from the field (6-for-6) and from the foul line (2-for-2)

NEAL ADDS PARKS FOR 2017-18

Mike Parks, a 6-9 forward, commits to New Mexico from Southwest Mississippi Community College in Summit, Miss. Last year, he played at Missouri State – West Plains and averaged 8.3 points per game and 4.3 rebounds per game in 16 games. He shot 64 percent from the field, which ranked in the top 10 of the NJCAA. So far this season for the Bears, he is averaging 9.0 points and shooting 75 percent through four games.

NLI SIGNING DAY

High school prospects Isaiah Poor-Bear Chandler of Omaha Central High School and Chris Sodom of Tennessee Prep pledged to join the Lobos as freshmen beginning the 2017-18 season on signing day last week. Poor-Bear Chandler, a 6-foot-9 forward, chose New Mexico over Wichita State, among others. Chandler, a four-star recruit by ESPN, averaged 13 points, 8.5 rebounds and more than three blocks per game as a junior as Central qualified for the Class A State tournament. During the summer time, Poor-Bear Chandler plays for the Omaha Elite AAU team. Sodom, a 7-foot-3 center originally from Nigeria, chose New Mexico over offers from TCU and Purdue. He lived in the Houston area before moving to Tennessee this school year. Sodom, a four-star recruit by ESPN, played for the Houston Defenders' AAU squad.

WHAT WE HAVE RETURNING

After having the youngest team in the Mountain West and one of the youngest in the NCAA last year, the Lobos return 10 players, including two All-Mountain West players in Elijah Brown and Tim Williams. Those two are the only two returners in the Mountain West that averaged 16 or more points last season, and it is the first time in Lobo history that two All-MW First Teamers have returned. Along with Brown and Williams, the Lobos return two more starters in Sam Logwood and Obij Aget. Aget and Williams are the only two seniors on the squad. Despite the young team, Lobos finished fourth in the league standings.

LOBOS PICKED TO FINISH THIRD

The Mountain West Preseason Poll was announced at Media Day in Las Vegas, Nevada, on Oct. 12. The Lobos are picked to finish

third, receiving three first-place votes. San Diego State is predicted to finish at the top, earning 23 first-place votes. Fresno State, who is picked to finish behind the Lobos, picked up the only other first-place vote. Nevada, who took down the Lobos in the quarterfinals last year of the Mountain West Tournament, is slated to finish second.

BROWN, WILLIAMS EARN PRESEASON MW HONORS

Along with the Lobos being picked to finish third, Elijah Brown was named Mountain West Preseason Player of the Year by the media. Brown was named to the All-Mountain West team along with teammate Tim Williams. This is the first year in Lobo history that the Lobos return two First Team All-Mountain West selections.

AIR FORCE & SAN JOSE STATE ONCE

The 18-game MW schedule means the Lobos will face every conference opponent twice with the exception of two programs. New Mexico will only play Air Force (in Colorado Springs) and San Jose State (in The Pit) once.

BEST FANS IN THE MOUNTAIN WEST

With an average of 13,031 fans per game inside WisePies Arena last season, the Lobos finished 23rd in the nation and tops in the Mountain West Conference. Overall, the Lobos ranked second in the nation to BYU in average attendance for non-Power Five or Big East schools. Most importantly, the Lobos completed 50 straight years in the top-25 nationally in average attendance. Since WisePies Arena was renovated before the 2010-11 season, the Lobos have seen massive support from its fans. On average, WisePies Arena was 85 percent full last season. That was a mark the program did not hit from 2002-2010, but have exceeded it every year since the renovation.

ROAD WARRIOR

In three seasons, head coach Craig Neal won 24 games away from Albuquerque. Prior to Coach Neal coming to New Mexico along with former head coach Steve Alford, no other coach in program history won 20 or more road and neutral games in their first three seasons. Alford holds the record at 27 road and neutral wins.

LOBOS EARN NABC TEAM EXCELLENCE AWARD

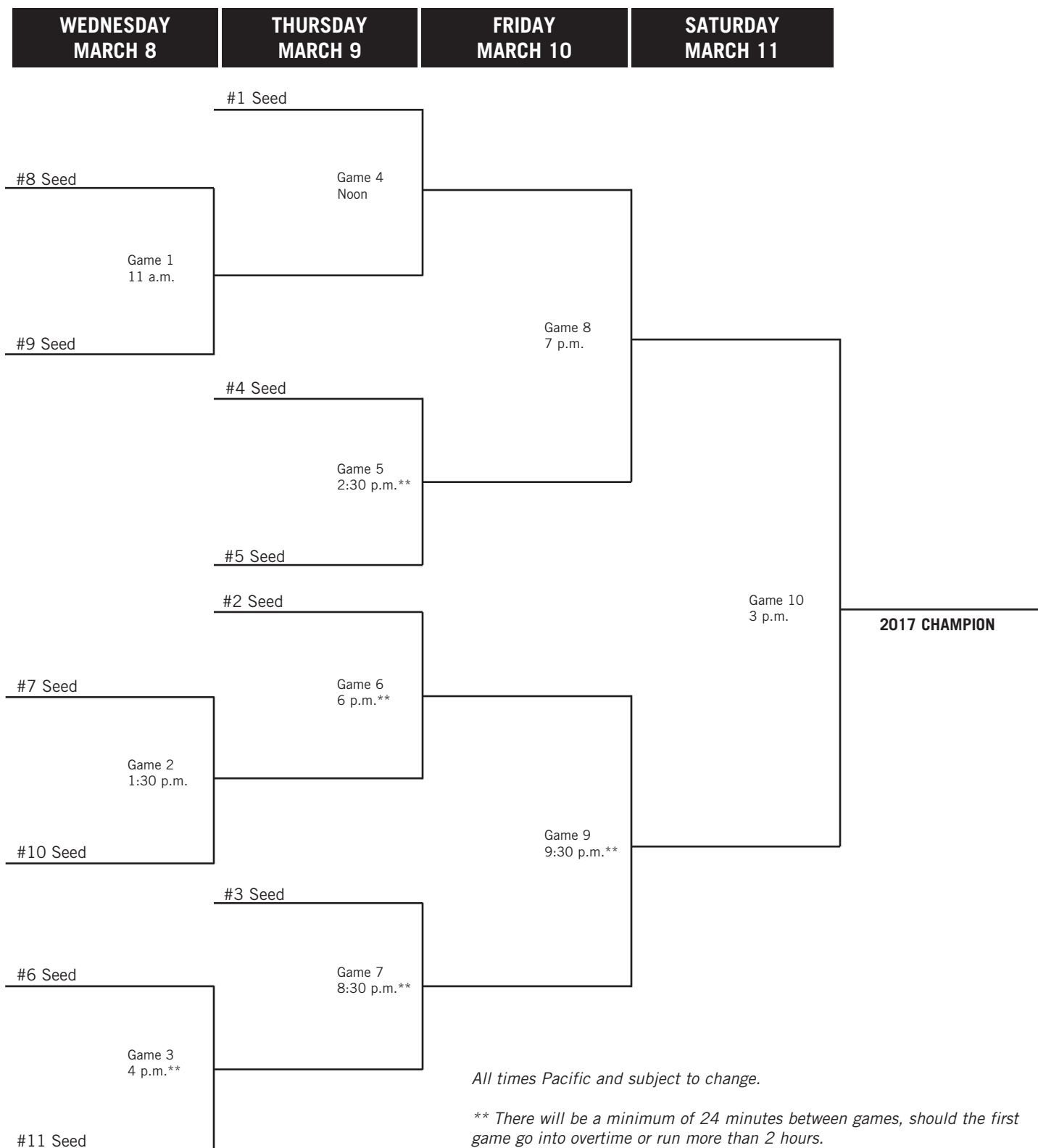
Over the summer, the NABC recognizes outstanding academic achievement by a team with a cumulative grade point average (GPA) of 3.0 or better for the 2015-16 season. The Lobos finished the 2015-16 season with a program record 3.03 GPA for the academic year. The honor places the Lobos in an elite class academically. There are the first Mountain West team to ever receive this honor, now in its fourth year of existence. This year, the NABC recognized 119 collegiate teams across all divisions of the NCAA and NAIA. Of those teams, New Mexico was one of just 25 NCAA Division I Institutions to be honored.

FOUR LOBOS NAMED ON NABC HONORS COURT

Another NABC academic achievement came for the Lobos over the summer as they earned four on the NABC Honors Court. The Lobos had four academic seniors recognized for their GPA of 3.2 or higher. Only five teams in the league had student-athletes named to the Honors Court, with New Mexico holding twice as many honorees as any other MW team. The Lobos were also one of just 63 teams, across all NCAA and NAIA divisions in the country, to have four or more honorees.

2017 MOUNTAIN WEST MEN'S BASKETBALL CHAMPIONSHIP

WEDNESDAY-SATURDAY, MARCH 8-11
THOMAS & MACK CENTER
LAS VEGAS, NEVADA



Head Coach Craig Neal



Craig Neal
Head Coach - 4th Season
(2016-17) 16-13 (Career) 75-51 (.595)

NOTEWORTHY :

- Earned the nickname "Noodles" for wiry build as a high school player
- Spent nine seasons as a member of Steve Alford's staffs at Iowa and New Mexico
- Coached under NBA legend Lenny Wilkens for three seasons with the Raptors
- Spent nearly a decade as a NBA assistant coach and scout with Toronto
- Avid golfer and motorcycle enthusiast

PLAYING EXPERIENCE

1988-95 - NBA and CBA Career

- *Drafted by Portland in the 1988 NBA Draft
- *Played for Blazers, Heat and Nuggets
- *Fort Wayne Fury Player and Coach in 1994-95

1984-88 - Georgia Tech

- *Played for Bobby Cremins
- *Member of Elite Eight and Sweet 16 teams
- *Graduated with career assist record (659)

1980-83 - Washington High School (Washington, Ind.)

- *All-American & member of Indiana All-Star Team
- *Coached by his father, Stan Neal
- *Played against Steve Alford

COACHING EXPERIENCE

Head Coach:

2013-Present - New Mexico (75-51)

Associate Head Coach:

2007-13 - New Mexico (NCAA)

Assistant Coach:

2004-07 - Iowa (NCAA)

2000-03 - Toronto Raptors (NBA)

THE INFAMOUS CHERRY BLAZER

The cherry blazer has become a symbol with New Mexico basketball. Given to coaches at their introductory press conferences, it makes appearances throughout the season at crucial games.

- Craig Neal is 10-3 when wearing the cherry blazer
 - Nov. 9, 2013 vs. Alabama A&M (W, 88-52)
 - Jan. 21, 2014 vs. Boise State (W, 84-75)
 - Feb. 22, 2014 vs. #6 San Diego State (W, 58-44)
 - Mar. 5, 2014 vs. Air Force (W, 80-52)
- Nov. 14, 2014 vs. Idaho State (W, 79-55)
- Jan. 3, 2015 vs. #24 Colorado State (W, 66-53)
- Feb. 17, 2015 vs. #25 San Diego State (L, 46-63)
- March 7, 2015 vs. Wyoming (W, 52-49)
- Nov. 13, 2015 vs. Texas Southern (W, 86-57)
- Feb. 27, 2016 vs. Fresno State (L, 92-82)
- March 1, 2016 vs. San Diego State (L, 83-56)
- Nov. 11, 2016 vs. Idaho State (W, 81-60)
- Nov. 30, 2016 vs. Abilene Christian (W, 64-55)

THE NEAL ERA AT NEW MEXICO

- Became first-ever rookie Lobo head coach to lead New Mexico to a NCAA Tournament appearance
- Set a school record of 15 conference wins in the 2013-14 season
- Led UNM to the 2014 Mountain West Tournament championship, which made New Mexico the first program in MW history to win three-straight conference tournaments
- Guided Cam Bairstow to All-America honors by Sports Illustrated (2nd Team), NBC Sports (3rd Team) and CBS Sports.
- Guided four Lobos to All-Mountain West honors in 2013-14, which included first team selections Cam Bairstow and Kendall Williams. Williams and Alex Kirk were MW All-Defensive Team selections as well. Kirk also was named to third team while Hugh Greenwood was honorable mention
- The 27 wins in 2013-14 mark the most wins by a rookie coach in Lobo history. It is the tied for the fifth most wins by a first-year Division I head coach since 2000
- Signed a new contract in July of 2014 to stay at New Mexico through 2020
- Became the second-fastest coach in program history to 40 wins (53 games)
- In 2014-15 Hugh Greenwood was named All-MW Third Team and became the second guard in Lobo history to finish career with 1,000 points and 600 rebounds.
- Was named a finalist for a pair of national coaching honors: the Joe B. Hall Award as the nation's top rookie coach, and the Jim Phelan Award for national coach of the year
- Led the MW again with six academic all-conference selections in 2015-16. He has had 19 honorees in his three seasons
- Had five players sign professional contracts; Kendall Williams (Italy), Cam Bairstow (NBA), Alex Kirk (NBA), Hugh Greenwood (Perth) and Deshawn Delaney (Poland)
- Has had 6 straight semesters of at least a 2.7 team GPA. Earned NABC Team Excellence Award in Summer of 2016 for cumulative GPA of 3.03, first MW team to earn the honor
- Guided two First Team All-Mountain West & NABC All-District selections in 2015-16 in Elijah Brown and Tim Williams
- Had highest GPA in program history in Fall of 2015 with a 3.15 GPA
- Landed four players on the NABC Honors Court
- One of two coaches in Lobo history to win more than 20 games on the road over their first three seasons. Neal's total is 24.
- First coach in MW history to win on road at SDSU, CSU & Boise State in same season.

The 2016-17 New Mexico Lobos

No.	Name	Pos	Height	Weight	Year	Previous School	Hometown
1	Aher Uguak	G/F	6-7	206	Fr.	Harry Ainlay HS	Edmonton, Canada
3	Jordan Hunter	G	5-11	180	So.	Ozen HS	Beaumont, Texas
4	Elijah Brown	G	6-4	200	R-Jr.	Butler University	Orange County, Calif.
5	Jalen Harris	G	6-2	156	Fr.	Word of God Christian Academy	Wilson, N.C.
11	Obij Aget	C	7-1	220	Sr.	La Lumiere HS (Ind.)	Juba, South Sudan
14	Dane Kuiper	G/F	6-7	200	So.	Corona del Sol HS (Ariz.)	Wasilla, Alaska
20	Sam Logwood	G/F	6-7	210	Jr.	La Lumiere HS (Ind.)	Indianapolis, Ind.
21	Xavier Adams	G	6-4	205	Jr.	Edwards S. Marcus HS	Flower Mound, Texas
22	Holt Shelley*	F	6-9	221	Fr.	Cliff HS	Cliff, N.M.
23	Joe Furstinger	F	6-9	215	Jr.	Santa Margarita Catholic HS	Rancho Santa Margarita, Calif.
24	Damien Jefferson	G/F	6-5	190	Fr.	East Chicago Central HS	East Chicago, Ind.
30	Adam Cumber*	G	6-2	185	R-So.	Sandia HS	Albuquerque, M.M.
31	Anthony Mathis	G	6-2	170	So.	West Linn HS	West Linn, Ore.
32	Tim Williams	F	6-8	240	R-Sr.	Samford University	Flossmoor, Ill.
55	Connor MacDougall	F	6-9	235	R-So.	South Mountain CC	Tempe, Ariz.

* Indicates a walk-on

Head Coach: Craig Neal (4th Season -- Georgia Tech '88)

Associate Head Coach: Chris Harriman

Assistant Coaches: Alan Huss and Terrence Rencher

Acting Director of Operations: Ryan Berryman

Athletic Trainer: Corey DeBarbrie

Video Coordinator: Ben Sanders

Strength and Conditioning Coach: Glenn Cain

By Class

(15 Total)

Seniors: (2)

Juniors: (4)

Sophomores: (5)

Freshmen: (4)

By Position

(15 Total)

Centers: (1)

Forwards: (4)

Guard/Forwards: (4)

Guards: (6)

By Height

7'1"

Obij Aget

6'9"

Joe Furstinger

Connor MacDougall

Holt Shelley

6'8"

Tim Williams

6'7"

Sam Logwood

Dane Kuiper

Aher Uguak

6'5"

Damien Jefferson

6'4"

Xavier Adams

Elijah Brown

6'2"

Jalen Harris

Anthony Mathis

Adam Cumber

5'11"

Jordan Hunter

Alphabetical Roster

No.	Name	Pos	Height	Weight	Year
21	Xavier Adams	G	6-4	205	Junior
11	Obij Aget	C	7-1	220	Senior
4	Elijah Brown	G	6-4	200	RS-Junior
30	Adam Cumber	G	6-2	185	RS-Sophomore
23	Joe Furstinger	F	6-9	215	Junior
5	Jalen Harris	G	6-2	156	Freshman
3	Jordan Hunter	G	5-11	180	Sophomore
24	Damien Jefferson	G/F	6-5	190	Freshman
14	Dane Kuiper	G/F	6-7	200	Sophomore
20	Sam Logwood	G/F	6-7	210	Junior
55	Connor MacDougall	F	6-9	235	RS-Sophomore
31	Anthony Mathis	G	6-2	170	Sophomore
22	Holt Shelley	F	6-9	221	Freshman
1	Aher Uguak	G/F	6-7	206	Freshman
32	Tim Williams	F	6-8	240	RS-Senior

Pronunciations

Name	Pronunciation
Obij Aget	O-BOTCH Ah-Jet
Joe Furstinger	Joe FUR-Sting-er
Jalen Harris	JAY-len
Dane Kuiper	KI-pur
Aher Uguak	Uh-here OO-guac

2016-17 Season Stats

THE STAT CREW SYSTEM New Mexico Combined Team Statistics (as of Feb 25, 2017) All games

RECORD:	OVERALL	HOME	AWAY	NEUTRAL
ALL GAMES	16-13	10-4	5-7	1-2
CONFERENCE	9-8	4-4	5-4	0-0
NON-CONFERENCE	7-5	6-0	0-3	1-2

#	Player	gp-gs	min	avg	Total		3-Point		F-Throw		Rebounds				pf	dq	a	to	blk	stl	pts	avg
					fg-fga	fg%	3fg-fga	3fg%	ft-fga	ft%	off	def	tot	avg								
04	BROWN, Elijah	29-26	924	31.9	154-398	.387	63-187	.337	166-201	.826	10	139	149	5.1	59	0	90	88	4	36	537	18.5
32	WILLIAMS, Tim	20-20	675	33.8	140-242	.579	1-5	.200	76-106	.717	40	100	140	7.0	40	0	31	38	13	11	357	17.9
20	LOGWOOD, Sam	28-18	636	22.7	76-169	.450	10-25	.400	47-69	.681	20	79	99	3.5	43	0	32	40	4	19	209	7.5
14	KUIPER, Dane	24-12	503	21.0	52-123	.423	23-61	.377	18-23	.783	13	45	58	2.4	60	3	31	19	7	20	145	6.0
03	HUNTER, Jordan	27-11	538	19.9	47-101	.465	19-44	.432	44-51	.863	8	48	56	2.1	50	1	68	39	0	15	157	5.8
11	AGET, Obij	29-27	551	19.0	72-119	.605	0-0	.000	23-30	.767	38	68	106	3.7	57	2	12	16	40	13	167	5.8
24	JEFFERSON, Damien	27-6	408	15.1	59-134	.440	9-41	.220	23-46	.500	12	52	64	2.4	44	0	29	31	3	10	150	5.6
05	HARRIS, Jalen	29-18	599	20.7	46-102	.451	6-24	.250	36-48	.750	2	54	56	1.9	61	0	67	37	3	24	134	4.6
55	MACDOUGALL, Conn	25-0	259	10.4	31-66	.470	0-0	.000	43-53	.811	25	26	51	2.0	53	3	2	19	6	1	105	4.2
21	ADAMS, Xavier	15-0	186	12.4	15-34	.441	0-5	.000	29-36	.806	10	24	34	2.3	22	1	3	11	1	12	59	3.9
23	FURSTINGER, Joe	25-5	340	13.6	28-53	.528	0-0	.000	31-43	.721	32	44	76	3.0	59	1	15	19	20	9	87	3.5
31	MATHIS, Anthony	10-0	64	6.4	10-25	.400	6-19	.316	3-3	1.000	1	9	10	1.0	4	0	8	2	0	2	29	2.9
01	UGUAK, Aher	18-2	140	7.8	7-20	.350	1-8	.125	8-15	.533	9	5	14	0.8	14	0	7	13	1	5	23	1.3
30	CUMBER, Adam	1-0	2	2.0	0-0	.000	0-0	.000	0-0	.000	0	0	0	0.0	0	0	0	0	0	0	0	0.0
Team											34	45	79		1		8					
Total.....		29	5825		737-1586	.465	138-419	.329	547-724	.756	254	738	992	34.2	567	11	395	380	102	177	2159	74.4
Opponents.....		29	5825		728-1660	.439	249-663	.376	424-612	.693	288	683	971	33.5	602	-	417	392	93	220	2129	73.4

TEAM STATISTICS	NM	OPP	Date	Opponent	Score	Att.
SCORING	2159	2129	11/11/16	IDAHO STATE	w 81-70	11293
Points per game	74.4	73.4	11/14/16	HOUSTON BAPTIST	w 95-79	10456
Scoring margin	+1.0	-	11/18/16	NEW MEXICO STATE	w 72-59	13892
FIELD GOALS-ATT	737-1586	728-1660	11/24/16	vs Virginia Tech	L 72-92	0
Field goal pct	.465	.439	11/25/16	vs CSUN	w 105-89	0
3 POINT FG-ATT	138-419	249-663	11/27/16	vs Dayton	L 57-64	0
3-point FG pct	.329	.376	11/30/16	ABILENE CHRISTIAN	w 64-55	11154
3-pt FG made per game	4.8	8.6	12/3/16	at Illinois State	L 74-79	6056
FREE THROWS-ATT	547-724	424-612	12/07/16	UTEP	w 78-77	11838
Free throw pct	.756	.693	12/10/16	at New Mexico State	L 71-84	6298
F-Throws made per game	18.9	14.6	12/17/16	ARKANSAS-PINE BLUFF	w 83-43	10404
REBOUNDS	992	971	12/20/16	at Arizona	L 46-77	14008
Rebounds per game	34.2	33.5	* 12/28/16	FRESNO STATE	w 78-73	11844
Rebounding margin	+0.7	-	* 01-01-17	at SAN DIEGO STATE	w 68-62	12414
ASSISTS	395	417	* 01/04/17	at Utah State	L 75-79	3897
Assists per game	13.6	14.4	* 01/07/17	NEVADA	Lot 104-105	11235
TURNOVERS	380	392	* 01/10/17	UNLV	L 66-71	11379
Turnovers per game	13.1	13.5	* 1/14/17	at Colorado State	w 84-71	3418
Turnover margin	+0.4	-	* 01/17/17	at Boise State	w 81-70	3752
Assist/turnover ratio	1.0	1.1	* 01/21/17	WYOMING	w 78-71	12501
STEALS	177	220	* 01/24/17	UTAH STATE	w 74-61	10698
Steals per game	6.1	7.6	* 01/28/17	at Nevada	L 65-82	10727
BLOCKS	102	93	* 02/01/17	at UNLV	w 80-77	12001
Blocks per game	3.5	3.2	* 02/04/17	SAN JOSE STATE	L 68-78	12731
ATTENDANCE	162574	88857	* 2/8/17	at Air Force	w 74-67	2125
Home games-Avg/Game	14-11612	12-7405	* 02/14/17	BOISE STATE	w 78-73	11071
Neutral site-Avg/Game	-	3-0	* 02/18/17	at Fresno State	L 61-71	8807
			* 02/21/17	COLORADO STATE	L 56-68	12078
			* 02/25/17	at Wyoming Cowboys	L 71-82	5354

Score by Periods	1st	2nd	OT	Totals
New Mexico	1029	1120	10	2159
Opponents	990	1128	11	2129

* - Conference game

2016-17 Conference Stats

THE STAT CREW SYSTEM New Mexico Combined Team Statistics (as of Feb 25, 2017) Conference games

RECORD:	OVERALL	HOME	AWAY	NEUTRAL
ALL GAMES	9-8	4-4	5-4	0-0
CONFERENCE	9-8	4-4	5-4	0-0
NON-CONFERENCE	0-0	0-0	0-0	0-0

#	Player	gp-gs	min	avg	Total		3-Point		F-Throw		Rebounds				pf	dq	a	to	blk	stl	pts	avg
					fg-fga	fg%	3fg-fga	3fg%	ft-fa	ft%	off	def	tot	avg								
04	BROWN, Elijah	17-16	579	34.1	96-249	.386	42-111	.378	110-126	.873	7	91	98	5.8	39	0	55	53	4	20	344	20.2
32	WILLIAMS, Tim	10-10	360	36.0	73-132	.553	1-4	.250	29-45	.644	17	55	72	7.2	21	0	21	19	8	6	176	17.6
20	LOGWOOD, Sam	17-9	389	22.9	48-114	.421	6-16	.375	25-39	.641	12	55	67	3.9	32	0	7	24	3	11	127	7.5
14	KUIPER, Dane	15-9	376	25.1	35-82	.427	14-39	.359	12-16	.750	6	34	40	2.7	45	3	21	10	5	13	96	6.4
24	JEFFERSON, Damien	16-6	275	17.2	38-84	.452	8-28	.286	11-25	.440	9	33	42	2.6	27	0	18	16	2	5	95	5.9
11	AGET, Obij	17-17	343	20.2	45-73	.616	0-0	.000	10-13	.769	27	45	72	4.2	38	1	8	16	29	9	100	5.9
03	HUNTER, Jordan	15-1	262	17.5	26-49	.531	9-21	.429	27-31	.871	3	21	24	1.6	25	0	33	18	0	6	88	5.9
05	HARRIS, Jalen	17-16	395	23.2	32-73	.438	5-19	.263	26-33	.788	2	42	44	2.6	40	0	42	24	3	13	95	5.6
31	MATHIS, Anthony	5-0	48	9.6	9-20	.450	5-14	.357	0-0	.000	1	6	7	1.4	3	0	8	0	0	2	23	4.6
55	MACDOUGALL, Conn	13-0	103	7.9	14-28	.500	0-0	.000	22-26	.846	10	13	23	1.8	21	1	1	6	3	1	50	3.8
21	ADAMS, Xavier	3-0	44	14.7	3-4	.750	0-1	.000	4-4	1.000	4	3	7	2.3	2	0	2	4	0	4	10	3.3
23	FURSTINGER, Joe	15-1	194	12.9	15-31	.484	0-0	.000	18-25	.720	19	21	40	2.7	34	0	9	11	9	5	48	3.2
01	UGUAK, Aher	9-0	57	6.3	4-8	.500	0-3	.000	1-5	.200	5	2	7	0.8	10	0	3	7	1	0	9	1.0
Team											13	31	44		1		6					
Total.....		17	3425		438-947	.463	90-256	.352	295-388	.760	135	452	587	34.5	338	5	228	214	67	95	1261	74.2
Opponents.....		17	3425		434-990	.438	136-377	.361	257-377	.682	169	417	586	34.5	328	-	239	207	60	128	1261	74.2

TEAM STATISTICS	NM	OPP	Date	Opponent	Score	Att
SCORING	1261	1261	* 12/28/16	FRESNO STATE	W 78-73	11844
Points per game	74.2	74.2	* 01-01-17	at SAN DIEGO STATE	W 68-62	12414
Scoring margin	+0.0	-	* 01/04/17	at Utah State	L 75-79	3897
FIELD GOALS-ATT	438-947	434-990	* 01/07/17	NEVADA	Lot 104-105	11235
Field goal pct	.463	.438	* 01/10/17	UNLV	L 66-71	11379
3 POINT FG-ATT	90-256	136-377	* 1/14/17	at Colorado State	W 84-71	3418
3-point FG pct	.352	.361	* 01/17/17	at Boise State	W 81-70	3752
3-pt FG made per game	5.3	8.0	* 01/21/17	WYOMING	W 78-71	12501
FREE THROWS-ATT	295-388	257-377	* 01/24/17	UTAH STATE	W 74-61	10698
Free throw pct	.760	.682	* 01/28/17	at Nevada	L 65-82	10727
F-Throws made per game	17.4	15.1	* 02/01/17	at UNLV	W 80-77	12001
REBOUNDS	587	586	* 02/04/17	SAN JOSE STATE	L 68-78	12731
Rebounds per game	34.5	34.5	* 2/8/17	at Air Force	W 74-67	2125
Rebounding margin	+0.1	-	* 02/14/17	BOISE STATE	W 78-73	11071
ASSISTS	228	239	* 02/18/17	at Fresno State	L 61-71	8807
Assists per game	13.4	14.1	* 02/21/17	COLORADO STATE	L 56-68	12078
TURNOVERS	214	207	* 02/25/17	at Wyoming Cowboys	L 71-82	5354
Turnovers per game	12.6	12.2	* - Conference game			
Turnover margin	-0.4	-				
Assist/turnover ratio	1.1	1.2				
STEALS	95	128				
Steals per game	5.6	7.5				
BLOCKS	67	60				
Blocks per game	3.9	3.5				
ATTENDANCE	93537	62495				
Home games-Avg/Game	8-11692	9-6944				
Neutral site-Avg/Game	-	0-0				

Score by Periods	1st	2nd	OT	Totals
New Mexico	603	648	10	1261
Opponents	571	679	11	1261

2016-17 Extended Season Stats

RECORD:	OVERALL	HOME	AWAY	NEUTRAL
ALL GAMES	16-13	10-4	5-7	1-2
CONFERENCE	9-8	4-4	5-4	0-0
NON-CONFERENCE	7-5	6-0	0-3	1-2

		Total				3-Point		F-Throw		Rebounds																	
#	Player	gp-gs	min	avg	fg-fga	fg%	3fg-fga	3fg%	ft-fa	ft%	off	def	tot	avg	pf	dq	a	a/q	to	to/q	a/to	blk	blk/q	stl	stl/q	pts	avg
04	BROWN, Elijah	29-26	924	31.9	154-398	.387	63-187	.337	166-201	.826	10	139	149	5.1	59	0	90	3.10	88	3.03	1.02	4	0.14	36	1.24	537	18.5
32	WILLIAMS, Tim	20-20	675	33.8	140-242	.579	1-5	.200	76-106	.717	40	100	140	7.0	40	0	31	1.55	38	1.90	0.82	13	0.65	11	0.55	357	17.9
20	LOGWOOD, Sam	28-18	636	22.7	76-169	.450	10-25	.400	47-69	.681	20	79	99	3.5	43	0	32	1.14	40	1.43	0.80	4	0.14	19	0.68	209	7.5
14	KUIPER, Dane	24-12	503	21.0	52-123	.423	23-61	.377	18-23	.783	13	45	58	2.4	60	3	31	1.29	19	0.79	1.63	7	0.29	20	0.83	145	6.0
03	HUNTER, Jordan	27-11	538	19.9	47-101	.465	19-44	.432	44-51	.863	8	48	56	2.1	50	1	68	2.52	39	1.44	1.74	0	0.00	15	0.56	157	5.8
11	AGET, Obij	29-27	551	19.0	72-119	.605	0-0	.000	23-30	.767	38	68	106	3.7	57	2	12	0.41	16	0.55	0.75	40	1.38	13	0.45	167	5.8
24	JEFFERSON, Damien	27-6	408	15.1	59-134	.440	9-41	.220	23-46	.500	12	52	64	2.4	44	0	29	1.07	31	1.15	0.94	3	0.11	10	0.37	150	5.6
05	HARRIS, Jalen	29-18	599	20.7	46-102	.451	6-24	.250	36-48	.750	2	54	56	1.9	61	0	67	2.31	37	1.28	1.81	3	0.10	24	0.83	134	4.6
55	MACDOUGALL, Connor	25-0	259	10.4	31-66	.470	0-0	.000	43-53	.811	25	26	51	2.0	53	3	2	0.08	19	0.76	0.11	6	0.24	1	0.04	105	4.2
21	ADAMS, Xavier	15-0	186	12.4	15-34	.441	0-5	.000	29-36	.806	10	24	34	2.3	22	1	3	0.20	11	0.73	0.27	1	0.07	12	0.80	59	3.9
23	FURSTINGER, Joe	25-5	340	13.6	28-53	.528	0-0	.000	31-43	.721	32	44	76	3.0	59	1	15	0.60	19	0.76	0.79	20	0.80	9	0.36	87	3.5
31	MATHIS, Anthony	10-0	64	6.4	10-25	.400	6-19	.316	3-3	1.000	1	9	10	1.0	4	0	8	0.80	2	0.20	4.00	0	0.00	2	0.20	29	2.9
01	UGUAK, Aher	18-2	140	7.8	7-20	.350	1-8	.125	8-15	.533	9	5	14	0.8	14	0	7	0.39	13	0.72	0.54	1	0.06	5	0.28	23	1.3
30	CUMBER, Adam	1-0	2	2.0	0-0	.000	0-0	.000	0-0	.000	0	0	0	0.0	0	0	0	0.00	0	0.00	0.00	0	0.00	0	0.00	0	0.0
Total.....		29	5825		737-1586	.465	138-419	.329	547-724	.756	254	738	992	34.2	567	11	395	13.62	380	13.10	1.04	102	3.52	177	6.10	2159	74.4
Opponents.....		29	5825		728-1660	.439	249-663	.376	424-612	.693	288	683	971	33.5	602	-	417	14.38	392	13.52	1.06	93	3.21	220	7.59	2129	73.4

Score by Periods	1st	2nd	OT	Totals
New Mexico	1029	1120	10	2159
Opponents	990	1128	11	2129

2016-17 Season Metrics

#	Player	Min	AST%	EFG%	TS%	Usg%	DRB%	ORB%	TRB%
21	ADAMS, Xavier	186	2.9	.441	.592	16.7	14.7	6.7	10.8
11	AGET, Obij	551	4.3	.605	.632	13.7	14.0	8.6	11.4
04	BROWN, Elijah	924	20.9	.466	.552	31.7	17.1	1.3	9.6
30	CUMBER, Adam	2	0.0	.000	.000	0.0	0.0	0.0	0.0
23	FURSTINGER, Joe	340	8.0	.528	.605	13.6	14.7	11.7	13.3
05	HARRIS, Jalen	599	20.1	.480	.544	13.6	10.2	0.4	5.5
03	HUNTER, Jordan	538	23.2	.559	.636	15.4	10.1	1.8	6.2
24	JEFFERSON, Damien	408	14.6	.474	.486	23.2	14.5	3.7	9.3
14	KUIPER, Dane	503	11.6	.516	.545	15.4	10.2	3.2	6.8
20	LOGWOOD, Sam	636	9.8	.479	.524	19.2	14.1	3.9	9.2
55	MACDOUGALL, Connor	259	1.5	.470	.588	21.3	11.4	12.0	11.7
31	MATHIS, Anthony	64	26.2	.520	.551	22.6	16.0	1.9	9.3
01	UGUAK, Aher	140	8.6	.375	.432	14.4	4.1	8.0	5.9
32	WILLIAMS, Tim	675	10.8	.581	.618	24.7	16.8	7.4	12.3

Estimated possessions: 2063.2
Team offensive rating (ORTg): 104.6
Team defensive rating (DRtg): 103.2

AST% - An estimate of the pct of teammate field goals assisted while on the floor
EFG% - Effective FG% (adjusts to include additional points from 3FGs)
TS% - True Shooting% (takes into account field goals, 3-point field goals, and free throws
Usg% - An estimate of the pct of team plays used while on the floor
DRB% - An estimate of the pct of available defensive rebounds grabbed while on the floor
ORB% - An estimate of the pct of available offensive rebounds grabbed while on the floor
TRB% - An estimate of the pct of all available rebounds grabbed while on the floor

ORTg - Offensive rating - points scored per 100 possessions
DRtg - Defensive rating - points allowed per 100 possessions

2016-17 Team Game-by-Game

				Total		3-Pointers		Free throws		Rebounds											
Opponent	Date	Score		fg-fga	pct	3fg-fga	pct	ft-fta	pct	off	def	tot	avg	pf	a	t/o	blk	stl	pts	avg	
IDAHO STATE	11/11/16	81-70	W	28-59	.475	3-16	.188	22-33	.667	18	21	39	39.0	20	19	18	4	6	81	81.0	
HOUSTON BAPTIST	11/14/16	95-79	W	28-45	.622	4-12	.333	35-42	.833	4	29	33	36.0	16	19	13	1	8	95	88.0	
NEW MEXICO STATE	11/18/16	72-59	W	24-54	.444	1-10	.100	23-37	.622	15	25	40	37.3	23	10	12	3	9	72	82.7	
vs Virginia Tech	11/24/16	72-92	L	26-58	.448	4-14	.286	16-21	.762	11	20	31	35.8	22	11	11	4	2	72	80.0	
vs CSUN	11/25/16	105-89	W	37-57	.649	4-7	.571	27-33	.818	6	17	23	33.2	22	18	11	3	9	105	85.0	
vs Dayton	11/27/16	57-64	L	20-49	.408	7-14	.500	10-13	.769	5	28	33	33.2	20	11	16	2	3	57	80.3	
ABILENE CHRISTIAN	11/30/16	64-55	W	22-48	.458	2-11	.182	18-25	.720	9	24	33	33.1	9	16	8	1	4	64	78.0	
at Illinois State	12/3/16	74-79	L	26-57	.456	4-17	.235	18-21	.857	10	29	39	33.9	17	13	14	2	8	74	77.5	
UTEP	12/07/16	78-77	W	25-44	.568	7-14	.500	21-32	.656	5	26	31	33.6	14	13	15	3	6	78	77.6	
at New Mexico State	12/10/16	71-84	L	26-58	.448	4-17	.235	15-23	.652	10	19	29	33.1	27	8	14	2	6	71	76.9	
ARKANSAS-PINE BLUFF	12/17/16	83-43	W	20-45	.444	6-17	.353	37-40	.925	12	32	44	34.1	13	18	22	8	16	83	77.5	
at Arizona	12/20/16	46-77	L	17-65	.262	2-14	.143	10-16	.625	14	16	30	33.8	26	11	12	2	5	46	74.8	
FRESNO STATE	12/28/16	78-73	W	23-51	.451	3-10	.300	29-34	.853	7	25	32	33.6	17	13	12	2	10	78	75.1	
at SAN DIEGO STATE	01-01-17	68-62	W	21-51	.412	6-12	.500	20-26	.769	11	27	38	33.9	17	13	16	4	6	68	74.6	
at Utah State	01/04/17	75-79	L	28-53	.528	4-12	.333	15-20	.750	9	20	29	33.6	20	16	15	1	6	75	74.6	
NEVADA	01/07/17	104-105	Lot	36-73	.493	6-17	.353	26-40	.650	6	33	39	33.9	23	16	5	8	7	104	76.4	
UNLV	01/10/17	66-71	L	24-50	.480	4-15	.267	14-17	.824	4	28	32	33.8	21	14	13	8	5	66	75.8	
at Colorado State	1/14/17	84-71	W	30-54	.556	6-9	.667	18-27	.667	9	30	39	34.1	30	17	17	6	2	84	76.3	
at Boise State	01/17/17	81-70	W	27-54	.500	6-12	.500	21-22	.955	6	22	28	33.8	20	10	12	0	9	81	76.5	
WYOMING	01/21/17	78-71	W	30-67	.448	6-17	.353	12-20	.600	8	30	38	34.0	14	15	7	4	7	78	76.6	
UTAH STATE	01/24/17	74-61	W	27-54	.500	3-12	.250	17-17	1.000	7	26	33	34.0	19	17	10	5	4	74	76.5	
at Nevada	01/28/17	65-82	L	22-55	.400	5-23	.217	16-21	.762	11	21	32	33.9	19	17	17	0	6	65	76.0	
at UNLV	02/01/17	80-77	W	29-60	.483	7-15	.467	15-20	.750		15	27	42	34.2	24	11	16	3	4	80	76.1
SAN JOSE STATE	02/04/17	68-78	L	24-57	.421	7-16	.438	13-18	.722	7	25	32	34.1	22	14	14	1	4	68	75.8	
at Air Force	2/8/17	74-67	W	23-55	.418	8-22	.364	20-28	.714	11	24	35	34.2	17	9	5	5	6	74	75.7	
BOISE STATE	02/14/17	78-73	W	26-51	.510	4-11	.364	22-26	.846	5	31	36	34.2	16	14	16	9	5	78	75.8	
at Fresno State	02/18/17	61-71	L	22-49	.449	5-16	.313	12-17	.706	6	26	32	34.1	25	13	19	6	7	61	75.3	
COLORADO STATE	02/21/17	56-68	L	21-50	.420	7-17	.412	7-12	.583	4	29	33	34.1	19	10	11	1	3	56	74.6	
at Wyoming Cowboys	02/25/17	71-82	L	25-63	.397	3-20	.150	18-23	.783	9	28	37	34.2	15	9	9	4	4	71	74.4	
New Mexico		2159		737-1586	.465	138-419	.329	547-724	.756	254	738	992	34.2	567	395	380	102	177	2159	74.4	
Opponents		2129		728-1660	.439	249-663	.376	424-612	.693	288	683	971	33.5	602	417	392	93	220	2129	73.4	

Rebounds/game: 34.2

Assists/game: 13.6

Turnovers/game: 13.1

Assist/turnover ratio: 1.0

Steals/game: 6.1

Blocks/game: 3.5

2016-17 Opponent Game-by-Game

				Total		3-Pointers		Free throws		Rebounds											
Opponent	Date	Score		fg-fga	pct	3fg-fga	pct	ft-fla	pct	off	def	tot	avg	pf	a	t/o	blk	stl	pts	avg	
IDAHO STATE	11/11/16	81-70	W	27-57	.474	9-22	.409	7-11	.636	10	19	29	29.0	29	17	20	0	10	70	70.0	
HOUSTON BAPTIST	11/14/16	95-79	W	27-63	.429	13-30	.433	12-19	.632	10	15	25	27.0	31	15	12	0	7	79	74.5	
NEW MEXICO STATE	11/18/16	72-59	W	19-53	.358	7-24	.292	14-21	.667	13	22	35	29.7	29	10	20	4	7	59	69.3	
vs Virginia Tech	11/24/16	72-92	L	31-62	.500	11-24	.458	19-20	.950	10	25	35	31.0	21	20	8	3	6	92	75.0	
vs CSUN	11/25/16	105-89	W	29-56	.518	7-17	.412	24-29	.828	13	18	31	31.0	26	15	21	1	5	89	77.8	
vs Dayton	11/27/16	57-64	L	22-54	.407	6-22	.273	14-21	.667	9	26	35	31.7	16	14	9	3	7	64	75.5	
ABILENE CHRISTIAN	11/30/16	64-55	W	20-48	.417	8-24	.333	7-10	.700	6	22	28	31.1	20	13	14	2	3	55	72.6	
at Illinois State	12/3/16	74-79	L	26-61	.426	14-35	.400	13-20	.650	9	23	32	31.3	18	17	12	2	8	79	73.4	
UTEP	12/07/16	78-77	W	27-58	.466	15-29	.517	8-14	.571	8	18	26	30.7	24	22	13	6	9	77	73.8	
at New Mexico State	12/10/16	71-84	L	26-51	.510	11-22	.500	21-31	.677	11	28	39	31.5	23	13	18	4	7	84	74.8	
ARKANSAS-PINE BLUFF	12/17/16	83-43	W	15-57	.263	6-21	.286	7-10	.700	8	13	21	30.5	26	8	22	4	17	43	71.9	
at Arizona	12/20/16	46-77	L	25-50	.500	6-16	.375	21-29	.724	12	37	49	32.1	11	14	16	4	6	77	72.3	
FRESNO STATE	12/28/16	78-73	W	30-62	.484	6-16	.375	7-12	.583	8	25	33	32.2	22	12	14	3	7	73	72.4	
at SAN DIEGO STATE	01-01-17	68-62	W	22-53	.415	5-23	.217	13-18	.722	8	19	27	31.8	18	12	16	4	13	62	71.6	
at Utah State	01/04/17	75-79	L	25-53	.472	10-22	.455	19-28	.679	12	19	31	31.7	20	19	13	1	9	79	72.1	
NEVADA	01/07/17	104-105	Lot	36-75	.480	15-32	.469	18-27	.667	11	36	47	32.7	30	25	12	9	2	105	74.2	
UNLV	01/10/17	66-71	L	23-60	.383	9-21	.429	16-22	.727	12	23	35	32.8	14	15	11	3	10	71	74.0	
at Colorado State	1/14/17	84-71	W	19-53	.358	7-22	.318	26-39	.667	11	18	29	32.6	22	12	12	4	10	71	73.8	
at Boise State	01/17/17	81-70	W	22-58	.379	5-23	.217	21-26	.808	14	20	34	32.7	21	10	12	4	6	70	73.6	
WYOMING	01/21/17	78-71	W	26-61	.426	11-29	.379	8-13	.615	7	32	39	33.0	19	17	13	6	2	71	73.5	
UTAH STATE	01/24/17	74-61	W	23-51	.451	6-17	.353	9-17	.529	8	20	28	32.8	19	9	12	4	4	61	72.9	
at Nevada	01/28/17	65-82	L	26-50	.520	11-23	.478	19-27	.704	7	25	32	32.7	13	18	15	0	12	82	73.3	
at UNLV	02/01/17	80-77	W	27-69	.391	6-22	.273	17-21	.810	18	19	37	32.9	19	14	9	5	10	77	73.5	
SAN JOSE STATE	02/04/17	68-78	L	27-50	.540	7-16	.438	17-27	.630	4	27	31	32.8	18	15	11	6	5	78	73.7	
at Air Force	2/8/17	74-67	W	24-56	.429	6-23	.261	13-20	.650	12	27	39	33.1	25	15	13	2	4	67	73.4	
BOISE STATE	02/14/17	78-73	W	27-68	.397	6-24	.250	13-17	.765	13	21	34	33.1	23	12	13	0	7	73	73.3	
at Fresno State	02/18/17	61-71	L	22-52	.423	6-13	.462	21-33	.636	11	26	37	33.3	18	10	15	2	12	71	73.4	
COLORADO STATE	02/21/17	56-68	L	25-58	.431	6-22	.273	12-17	.706	7	28	35	33.3	11	8	5	3	9	68	73.1	
at Wyoming Cowboys	02/25/17	71-82	L	30-61	.492	14-29	.483	8-13	.615	6	32	38	33.5	16	16	11	4	6	82	73.4	
Opponents		2129		728-1660	.439	249-663	.376	424-612	.693	288	683	971	33.5	602	417	392	93	220	2129	73.4	
New Mexico		2159		737-1586	.465	138-419	.329	547-724	.756	254	738	992	34.2	567	395	380	102	177	2159	74.4	

Rebounds/game: 33.5

Assists/game: 14.4

Turnovers/game: 13.5

Assist/turnover ratio: 1.1

Steals/game: 7.6

Blocks/game: 3.2

New Mexico's Last Time Out

Official Basketball Box Score -- Game Totals -- Final Statistics
New Mexico vs Wyoming Cowboys
02/25/17 4:02 pm at Laramie, Wyo. (Arena-Auditorium)

New Mexico 71 • 16-13, 9-8 MW

#	Player		Total	3-Ptr	Rebounds			PF	TP	A	TO	Blk	Stl	Min
			FG-FGA	FG-FGA	FT-FTA	Off	Def	Tot						
11	AGET, Obij	c	2-2	0-0	0-0	1	2	3	2	4	0	1	2	16
03	HUNTER, Jordan	g	3-4	0-0	2-2	0	2	2	1	8	3	1	0	21
04	BROWN, Elijah	g	4-17	0-8	2-3	0	2	2	3	10	6	3	0	30
14	KUIPER, Dane	g	0-6	0-2	1-2	0	3	3	3	1	0	0	0	29
20	LOGWOOD, Sam	g	4-9	0-1	4-4	1	10	11	2	12	0	1	0	29
01	UGUAK, Aher		1-1	0-0	0-0	0	0	0	1	2	0	1	0	4
05	HARRIS, Jalen		0-2	0-1	0-0	1	2	3	1	0	0	0	0	11
23	FURSTINGER, Joe		0-0	0-0	0-0	1	1	2	0	0	0	1	0	9
24	JEFFERSON, Damien		2-9	0-3	0-0	0	2	2	0	4	0	1	1	20
31	MATHIS, Anthony		5-7	3-5	0-0	0	2	2	0	13	0	0	0	16
55	MACDOUGALL, Connor		4-6	0-0	9-12	4	2	6	2	17	0	0	1	15
Team						1	0	1						
Totals			25-63	3-20	18-23	9	28	37	15	71	9	9	4	200

FG % 1st Half: 13-31 41.9% 2nd half: 12-32 37.5% Game: 25-63 39.7%
 3FG % 1st Half: 1-7 14.3% 2nd half: 2-13 15.4% Game: 3-20 15.0%
 FT % 1st Half: 4-6 66.7% 2nd half: 14-17 82.4% Game: 18-23 78.3%

Deadball
Rebounds
2

Wyoming Cowboys 82 • 17-12, 7-9 MW

#	Player		Total	3-Ptr	Rebounds			PF	TP	A	TO	Blk	Stl	Min
			FG-FGA	FG-FGA	FT-FTA	Off	Def	Tot						
05	Herndon, Alan	f	4-11	2-5	0-0	0	5	5	3	10	1	0	2	29
21	BARNES, Jonathan	f	1-2	0-0	1-1	1	0	1	0	3	0	0	1	6
11	LIEBERMAN, Jeremy	g	2-5	2-4	0-0	0	5	5	4	6	3	2	0	32
23	MCMANAMEN, Jason	g	6-12	4-9	1-3	1	2	3	0	17	4	0	0	30
24	ADAMS, Louis	g	2-5	0-1	0-0	0	2	2	1	4	1	1	0	14
01	JAMES, Justin		8-16	3-5	3-4	2	8	10	1	22	4	3	0	29
02	MOEMEKA, Andrew		0-0	0-0	0-0	0	3	3	2	0	1	0	1	9
03	AKA GORSKI, Alexander		3-5	3-5	0-0	0	1	1	1	9	0	0	0	16
10	KELLEY, Cody		0-0	0-0	0-0	0	0	0	0	0	0	1	0	4
20	DALTON, Hayden		4-5	0-0	3-4	0	4	4	4	11	2	3	0	27
33	NAUGHTON, Jordan		0-0	0-0	0-1	0	2	2	0	0	0	0	0	4
Team						2	0	2			1			
Totals			30-61	14-29	8-13	6	32	38	16	82	16	11	4	200

FG % 1st Half: 13-30 43.3% 2nd half: 17-31 54.8% Game: 30-61 49.2%
 3FG % 1st Half: 7-13 53.8% 2nd half: 7-16 43.8% Game: 14-29 48.3%
 FT % 1st Half: 5-6 83.3% 2nd half: 3-7 42.9% Game: 8-13 61.5%

Deadball
Rebounds
2

Officials: Mike Reed, Randy Heimerman, Rick Randall
 Technical fouls: New Mexico-None. Wyoming Cowboys-None.
 Attendance: 5354

Score by periods	1st	2nd	Total
New Mexico	31	40	71
Wyoming Cowboys	38	44	82

Points	In	Off	2nd	Fast	Bench
	Paint	T/O	Chance	Break	
NM	24	9	8	0	36
WY	28	13	8	2	42

Last FG - NM 2nd-05:53, WY 2nd-00:53.
 Largest lead - NM by 4 1st-05:50, WY by 13 2nd-10:31.
 NM led for 03:27. WY led for 33:36. Game was tied for 02:57.

Score tied - 2 times.
 Lead changed - 2 times.

Last Time They Met

Official Basketball Box Score -- Game Totals -- Final Statistics NEW MEXICO vs SAN DIEGO STATE 01-01-17 2:05 pm PST at Steve Fisher Court at Viejas Arena

NEW MEXICO 68 • 9-5 (2-0 MW)

##	Player		Total	3-Ptr	Rebounds			PF	TP	A	TO	Blk	Stl	Min
			FG-FGA	FG-FGA	FT-FTA	Off	Def	Tot						
20	LOGWOOD, Sam	f	1-6	0-0	1-2	0	2	2	1	3	0	2	0	17
32	WILLIAMS, Tim	f	3-9	0-0	6-7	2	7	9	3	12	4	4	1	37
11	AGET, Obij	c	0-0	0-0	0-0	0	2	2	2	0	0	0	1	10
04	BROWN, Elijah	g	5-13	4-6	8-8	0	2	2	3	22	1	3	0	36
05	HARRIS, Jalen	g	4-6	0-1	1-3	0	2	2	3	9	2	1	1	30
03	HUNTER, Jordan		0-0	0-0	0-0	0	0	0	1	0	2	1	0	11
14	KUIPER, Dane		3-5	2-3	0-0	1	7	8	1	8	3	1	1	20
21	ADAMS, Xavier		3-4	0-1	2-2	3	2	5	2	8	1	1	0	24
24	JEFFERSON, Damien		1-4	0-1	2-4	2	1	3	0	4	0	1	0	7
55	MACDOUGALL, Connor		1-4	0-0	0-0	1	2	3	1	2	0	2	0	8
Team						2	0	2						
Totals			21-51	6-12	20-26	11	27	38	17	68	13	16	4	200

FG % 1st Half: 8-22 36.4% 2nd half: 13-29 44.8% Game: 21-51 41.2%
 3FG % 1st Half: 2-6 33.3% 2nd half: 4-6 66.7% Game: 6-12 50.0%
 FT % 1st Half: 7-11 63.6% 2nd half: 13-15 86.7% Game: 20-26 76.9%

Deadball
Rebounds
5

SAN DIEGO STATE 62 • 8-5 (0-1 MW)

##	Player		Total	3-Ptr	Rebounds			PF	TP	A	TO	Blk	Stl	Min
			FG-FGA	FG-FGA	FT-FTA	Off	Def	Tot						
10	HOETZEL, Max	f	4-6	2-4	0-0	2	2	4	5	10	1	0	0	14
14	CHEATHAM, Zylan	f	2-6	0-0	3-4	2	6	8	3	7	1	6	0	31
03	KELL, Trey	g	3-10	2-7	4-5	0	0	0	1	12	5	1	0	36
04	ALLEN, Dakarai	g	3-6	0-2	2-2	1	5	6	3	8	1	3	1	34
42	HEMSLEY, Jeremy	g	6-16	1-7	3-6	1	2	3	3	16	2	3	0	37
11	WILLIAMS, D'Erryl		0-2	0-0	0-0	0	1	1	1	0	1	1	0	10
23	GILL-CAESAR, Montagu		0-3	0-3	0-0	1	0	1	1	0	1	1	0	16
45	IZUNDU, Valentine		4-4	0-0	1-1	1	2	3	1	9	0	1	3	22
Team						0	1	1						
Totals			22-53	5-23	13-18	8	19	27	18	62	12	16	4	200

FG % 1st Half: 13-28 46.4% 2nd half: 9-25 36.0% Game: 22-53 41.5%
 3FG % 1st Half: 3-11 27.3% 2nd half: 2-12 16.7% Game: 5-23 21.7%
 FT % 1st Half: 7-7 100.0 2nd half: 6-11 54.5% Game: 13-18 72.2%

Deadball
Rebounds
1,1

Officials: David Hall, John Higgins, Kelly Self
 Technical fouls: NEW MEXICO-None. SAN DIEGO STATE-None.
 Attendance: 12414

Score by periods	1st	2nd	Total
NEW MEXICO	25	43	68
SAN DIEGO STATE	36	26	62

	In	Off	2nd	Fast	
Points	Paint	T/O	Chance	Break	Bench
NM	26	11	7	8	22
SDSU	32	17	11	9	9

Last FG - NM 2nd-00:17, SDSU 2nd-04:18.
 Largest lead - NM by 6 2nd-00:17, SDSU by 11 1st-12:18.
 NM led for 01:57. SDSU led for 35:41. Game was tied for 01:56.

Score tied - 3 times.
 Lead changed - 2 times.

2016-17 San Diego State's Roster

No.	Name	Cl.	Pos.	Ht.	Wt.	Hometown (High School/Previous School)
0	Devin Watson	JR	G	6-1	165	Oceanside, Calif./San Francisco
2	Ben Perez	SO	G	6-3	175	San Marcos, Calif./USAFA Prep School (Colo.)
3	Trey Kell	JR	G	6-4	210	San Diego, Calif./St. Augustine High
4	Dakarai Allen	SR	G	6-5	200	Elk Grove, Calif./Sheldon High
5	Jalen McDaniels	FR	F	6-9	190	Federal Way, Wash./Federal Way High
10	Max Hoetzel	SO	F	6-9	210	Calabasas, Calif./Indiana
11	D'Erryl Williams	SR	G	6-3	205	Sacramento, Calif./Sheldon High
12	Emmanuel Wilson	RS FR	G	6-2	185	Dallas, Texas/Plano East Senior High
14	Zylan Cheatham	SO	F	6-9	220	Phoenix, Ariz./South Mountain High
20	Matt Shrigley	SR	F	6-6	190	San Diego, Calif./La Costa Canyon High
21	Malik Pope	JR	F	6-10	220	Sacramento, Calif./Laguna Creek High
23	Montaque Gill-Caesar	SO	G	6-6	215	Vaughan, Ontario, Canada/Missouri
24	Nolan Narain	RS FR	F	6-9	220	Hamilton, Ontario, Canada/La Lumiere School (Ind.)
33	Niksha Federico	SR	F	6-7	200	San Diego, Calif./Cathedral Catholic High
42	Jeremy Hemsley	SO	G	6-3	190	Rancho Cucamonga, Calif./Damien High
45	Valentine Izundu	SR	C	6-10	240	Houston, Texas/Washington State

Coaching Staff

Steve Fisher - Head Coach

Brian Dutcher - Associate Head Coach/Head Coach in Waiting

Justin Hutson - Assistant Coach

Dave Velasquez - Assistant Coach

Mark Fisher - Assistant to the Head Coach

Tim Shelton - Director of Player Development

Matt Soria - Assistant A.D. - Director of Basketball Operations

Marvin Adams - Graduate Student Manager

2016-17 San Diego State's Season Stats

2016-17 San Diego State Men's Basketball SAN DIEGO STATE Combined Team Statistics (as of Mar 01, 2017) All games

RECORD:	OVERALL	HOME	AWAY	NEUTRAL
ALL GAMES	17-12	10-4	3-8	4-0
CONFERENCE	9-8	6-3	3-5	0-0
NON-CONFERENCE	8-4	4-1	0-3	4-0

#	Player	gp-gs	min	avg	Total	3-Point	F-Throw	Rebounds										pts	avg
					fg-fga	fg%	3fg-fga	3fg%	ft-fga	ft%	off	def	tot	avg	pf	dq	a	to	blk
03	KELL, Trey	29-28	915	31.6	132-335	.394	35-131	.267	92-121	.760	14	122	136	4.7	47	2	84	50	11
42	HEMSLEY, Jeremy	28-27	807	28.8	131-311	.421	51-133	.383	62-93	.667	16	53	69	2.5	55	0	59	54	9
04	ALLEN, Dakarai	29-29	801	27.6	96-178	.539	12-44	.273	50-70	.714	36	81	117	4.0	83	3	42	41	24
14	CHEATHAM, Zylan	27-22	662	24.5	83-163	.509	2-12	.167	78-103	.757	59	113	172	6.4	74	2	40	54	16
21	POPE, Malik	20-17	504	25.2	77-168	.458	15-43	.349	33-50	.660	29	88	117	5.9	43	1	29	31	20
30	HOETZEL, Max	25-10	486	19.4	58-166	.349	46-133	.346	30-37	.811	26	73	99	4.0	47	2	11	22	6
20	SHRIGLEY, Matt	25-4	530	21.2	44-135	.326	40-121	.331	11-17	.647	10	42	52	2.1	28	0	17	13	9
23	GILL-CAESAR, Monta	24-2	301	12.5	26-95	.274	5-35	.143	23-28	.821	13	29	42	1.8	24	0	6	22	1
45	IZUNDU, Valentine	26-5	428	16.5	26-43	.605	0-0	.000	9-25	.360	46	45	91	3.5	59	2	3	14	40
11	WILLIAMS, D'Erryl	24-1	293	12.2	15-38	.395	3-8	.375	2-6	.333	11	37	48	2.0	22	0	26	16	0
24	NARAIN, Nolan	9-0	55	6.1	6-18	.333	1-4	.250	0-0	.000	2	7	9	1.0	9	0	0	3	0
12	WILSON, Emmanuel	4-0	18	4.5	0-4	.000	0-3	.000	1-2	.500	0	1	1	0.3	3	0	0	4	1
Team											38	51	89				12		
Total.....		29	5800		694-1654	.420	210-667	.315	391-552	.708	300	742	1042	35.9	494	12	317	336	137
Opponents.....		29	5800		633-1637	.387	196-607	.323	347-493	.704	313	713	1026	35.4	541	-	330	375	104

TEAM STATISTICS	SDSU	OPP	Date	Opponent	Score	Att.
SCORING	1989	1809	11-11-16	SAN DIEGO	w 69-59	12414
Points per game	68.6	62.4	11-14-16	at No. 14/14 GONZAGA	L 48-69	6000
Scoring margin	+6.2	-	11-16-16	SAN DIEGO CHRISTIAN	w 81-58	12414
FIELD GOALS-ATT	694-1654	633-1637	\$ 11-21-16	vs CALIFORNIA	w 77-65	10104
Field goal pct	.420	.387	11-28-16	SAVANNAH STATE	w 100-67	12414
3 POINT FG-ATT	210-667	196-607	12-03-16	at LOYOLA CHICAGO	L 59-65	2189
3-point FG pct	.315	.323	12-07-16	at GRAND CANYON	L 72-76	7171
3-pt FG made per game	7.2	6.8	12-10-16	ARIZONA STATE	L 63-74	12414
FREE THROWS-ATT	391-552	347-493	12-12-16	ALABAMA STATE	w 73-41	12414
Free throw pct	.708	.704	& 12-22-16	vs SOUTHERN MISS	w 66-51	5942
F-Throws made per game	13.5	12.0	& 12-23-16	vs TULSA	w 82-63	5873
REBOUNDS	1042	1026	& 12-25-16	vs SAN FRANCISCO	w 62-48	6119
Rebounds per game	35.9	35.4	* 01-01-17	NEW MEXICO	L 62-68	12414
Rebounding margin	+0.6	-	* 01-04-17	at NEVADA	L 69-72	8461
ASSISTS	317	330	* 01-07-17	at BOISE STATE	L 66-78	4411
Assists per game	10.9	11.4	* 01-10-17	SAN JOSE STATE	w 76-61	12414
TURNOVERS	336	375	* 01-14-17	UTAH STATE	w 74-55	12414
Turnovers per game	11.6	12.9	* 01-17-17	at UNLV	w 64-51	10007
Turnover margin	+1.3	-	* 01-24-17	at AIR FORCE	L 57-60	1705
Assist/turnover ratio	0.9	0.9	* 01-28-17	COLORADO STATE	L 77-78	11881
STEALS	201	148	* 01-31-17	WYOMING	w 77-68	11883
Steals per game	6.9	5.1	* 02-04-17	at FRESNO STATE	w 70-67	8882
BLOCKS	137	104	* 02-07-07	at SAN JOSE STATE	L 71-76	3107
Blocks per game	4.7	3.6	* 02-12-17	NEVADA	w 70-56	11697
ATTENDANCE	170742	94254	* 02-15-17	at UTAH STATE	w 66-62	6427
Home games-Avg/Game	14-12196	11-6020	* 02-19-17	UNLV	w 77-64	11896
Neutral site-Avg/Game	-	4-7010	* 02-22-17	FRESNO STATE	L 55-63	12029
			* 02-25-17	at COLORADO STATE	L 55-56	7856
			* 03-01-17	AIR FORCE	w 51-38	12044
Score by Periods	1st	2nd	Totals			
SAN DIEGO STATE	1005	984	1989			
Opponents	818	991	1809			

* = Conference game

\$ = Sacramento, Calif.

& = Hawaiian Airlines Diamond Head Classic (Honolulu, Hawaii)

2016-17 San Diego State's Conference Stats

2016-17 San Diego State Men's Basketball SAN DIEGO STATE Combined Team Statistics (as of Mar 01, 2017) Conference games

RECORD:	OVERALL	HOME	AWAY	NEUTRAL
ALL GAMES	9-8	6-3	3-5	0-0
CONFERENCE	9-8	6-3	3-5	0-0
NON-CONFERENCE	0-0	0-0	0-0	0-0

#	Player	gp-gs	min	avg	Total		3-Point		F-Throw		Rebounds				pf	dq	a	to	blk	stl	pts	avg
					fg-fga	fg%	3fg-fga	3fg%	ft-fga	ft%	off	def	tot	avg								
03	KELL, Trey	17-16	542	31.9	75-196	.383	18-70	.257	56-78	.718	7	79	86	5.1	34	2	50	33	7	19	224	13.2
42	HEMSLEY, Jeremy	17-16	484	28.5	70-187	.374	22-82	.268	35-53	.660	9	29	38	2.2	31	0	33	33	3	10	197	11.6
04	ALLEN, Dakarai	17-17	496	29.2	62-106	.585	8-22	.364	31-42	.738	24	42	66	3.9	52	3	22	30	13	21	163	9.6
21	POPE, Malik	13-10	341	26.2	52-114	.456	11-28	.393	25-35	.714	20	64	84	6.5	30	0	19	18	13	10	140	10.8
10	HOETZEL, Max	16-8	332	20.8	37-98	.378	31-80	.388	18-23	.783	18	43	61	3.8	33	2	8	16	3	12	123	7.7
14	CHEATHAM, Zylan	15-10	329	21.9	37-79	.468	0-6	.000	31-43	.721	31	59	90	6.0	45	1	23	32	8	16	105	7.0
20	SHRIGLEY, Matt	15-3	328	21.9	24-80	.300	22-73	.301	10-15	.667	3	22	25	1.7	18	0	11	7	4	10	80	5.3
45	IZUNDU, Valentine	15-4	256	17.1	20-28	.714	0-0	.000	7-16	.438	27	29	56	3.7	38	1	1	7	29	2	47	3.1
23	GILL-CAESAR, Monta	12-0	124	10.3	12-45	.267	0-16	.000	9-11	.818	9	10	19	1.6	11	0	2	8	1	5	33	2.8
11	WILLIAMS, D'Erryl	16-1	152	9.5	8-23	.348	1-5	.200	2-4	.500	7	14	21	1.3	12	0	11	6	0	9	19	1.2
24	NARAIN, Nolan	3-0	14	4.7	2-4	.500	1-2	.500	0-0	.000	1	4	5	1.7	4	0	0	1	0	1	5	1.7
12	WILSON, Emmanuel	1-0	2	2.0	0-0	.000	0-0	.000	1-2	.500	0	0	0	0.0	0	0	0	0	0	0	1	1.0
Team											19	27	46					7				
Total.....		17	3400		399-960	.416	114-384	.297	225-322	.699	175	422	597	35.1	308	9	180	198	81	115	1137	66.9
Opponents.....		17	3400		368-952	.387	107-337	.318	230-316	.728	194	414	608	35.8	310	-	203	210	59	82	1073	63.1

TEAM STATISTICS	SDSU	OPP	Date	Opponent	Score	Att.
SCORING	1137	1073	* 01-01-17	NEW MEXICO	L 62-68	12414
Points per game	66.9	63.1	* 01-04-17	at NEVADA	L 69-72	8461
Scoring margin	+3.8	-	* 01-07-17	at BOISE STATE	L 66-78	4411
FIELD GOALS-ATT	399-960	368-952	* 01-10-17	SAN JOSE STATE	w 76-61	12414
Field goal pct	.416	.387	* 01-14-17	UTAH STATE	w 74-55	12414
3 POINT FG-ATT	114-384	107-337	* 01-17-17	at UNLV	w 64-51	10007
3-point FG pct	.297	.318	* 01-24-17	at AIR FORCE	L 57-60	1705
3-pt FG made per game	6.7	6.3	* 01-28-17	COLORADO STATE	L 77-78	11881
FREE THROWS-ATT	225-322	230-316	* 01-31-17	WYOMING	w 77-68	11883
Free throw pct	.699	.728	* 02-04-17	at FRESNO STATE	w 70-67	8882
F-Throws made per game	13.2	13.5	* 02-07-07	at SAN JOSE STATE	L 71-76	3107
REBOUNDS	597	608	* 02-12-17	NEVADA	w 70-56	11697
Rebounds per game	35.1	35.8	* 02-15-17	at UTAH STATE	w 66-62	6427
Rebounding margin	-0.6	-	* 02-19-17	UNLV	w 77-64	11896
ASSISTS	180	203	* 02-22-17	FRESNO STATE	L 55-63	12029
Assists per game	10.6	11.9	* 02-25-17	at COLORADO STATE	L 55-56	7856
TURNOVERS	198	210	* 03-01-17	AIR FORCE	w 51-38	12044
Turnovers per game	11.6	12.4				
Turnover margin	+0.7	-				
Assist/turnover ratio	0.9	1.0				
STEALS	115	82				
Steals per game	6.8	4.8				
BLOCKS	81	59				
Blocks per game	4.8	3.5				
ATTENDANCE	108672	50856				
Home games-Avg/Game	9-12075	8-6357				
Neutral site-Avg/Game	-	0-0				

* = Conference game
\$ = Sacramento, Calif.
& = Hawaiian Airlines Diamond Head Classic (Honolulu, Hawaii)

Score by Periods	1st	2nd	Totals
SAN DIEGO STATE	567	570	1137
Opponents	467	606	1073

San Diego State's Last Time Out

Official Basketball Box Score -- Game Totals -- Final Statistics

AIR FORCE vs SAN DIEGO STATE

03-01-17 7:05 pm PST at Steve Fisher Court at Viejas Arena

AIR FORCE 38 • 11-19 (4-13 MW)

##	Player		Total		3-Ptr	Rebounds			PF	TP	A	TO	Blk	Stl	Min
			FG-FGA	FG-FGA	FT-FTA	Off	Def	Tot							
35	GRAHAM, Hayden	f	3-7	2-4	0-0	1	4	5	4	8	1	1	0	1	29
33	TOOHEY, Frank	c	3-5	0-1	6-7	1	2	3	4	12	1	2	1	0	23
05	KOCUR, Zach	g	0-9	0-7	0-0	0	8	8	4	0	1	2	0	2	30
15	VAN, Jacob	g	2-7	1-3	5-6	0	2	2	0	10	3	3	0	0	36
20	LYONS, Trevor	g	1-8	0-3	2-3	0	3	3	0	4	2	1	0	1	35
02	SIPLES, CJ		0-0	0-0	0-0	0	0	0	0	0	0	1	0	0	4
03	TOMES, Sid		0-0	0-0	0-0	0	1	1	0	0	0	1	0	0	2
12	SCOTTIE, Lavelle		1-4	0-1	0-0	0	4	4	3	2	0	1	1	1	17
22	LOUDER, Pervis		0-1	0-0	0-0	0	1	1	2	0	0	1	0	0	8
32	MANNING, Ryan		1-3	0-2	0-0	0	0	0	1	2	2	1	0	0	13
43	SWAN, Ryan		0-0	0-0	0-0	0	0	0	2	0	0	1	0	0	3
Team						3	3	6							
Totals			11-44	3-21	13-16	5	28	33	20	38	10	15	2	5	200

FG % 1st Half: 3-20 15.0% 2nd half: 8-24 33.3% Game: 11-44 25.0%
 3FG % 1st Half: 1-9 11.1% 2nd half: 2-12 16.7% Game: 3-21 14.3%
 FT % 1st Half: 6-7 85.7% 2nd half: 7-9 77.8% Game: 13-16 81.3%

Deadball
Rebounds
0,1

SAN DIEGO STATE 51 • 17-12 (9-8 MW)

##	Player		Total		3-Ptr	Rebounds			PF	TP	A	TO	Blk	Stl	Min
			FG-FGA	FG-FGA	FT-FTA	Off	Def	Tot							
20	SHRIGLEY, Matt	f	2-9	2-8	4-4	0	2	2	1	10	0	1	0	0	27
21	POPE, Malik	f	3-9	1-5	4-5	1	7	8	3	11	3	1	2	0	32
45	IZUNDU, Valentine	c	0-1	0-0	0-0	1	0	1	1	0	0	0	0	0	4
04	ALLEN, Dakarai	g	3-6	0-0	0-2	2	0	2	4	6	0	1	1	0	18
11	WILLIAMS, D'Erryl	g	2-2	0-0	0-0	2	1	3	0	4	1	0	0	2	21
03	KELL, Trey		2-11	1-8	1-2	0	12	12	1	6	4	2	0	2	35
10	HOETZEL, Max		1-4	0-3	3-4	1	2	3	2	5	0	2	0	2	21
14	CHEATHAM, Zylan		4-9	0-0	0-0	5	3	8	4	8	1	1	0	1	21
23	GILL-CAESAR, Montagu		0-2	0-0	0-0	1	1	2	0	0	0	1	0	0	7
42	HEMSLEY, Jeremy		0-6	0-3	1-2	1	2	3	2	1	0	0	0	0	14
Team						0	0	0							
Totals			17-59	4-27	13-19	14	30	44	18	51	9	9	3	7	200

FG % 1st Half: 7-31 22.6% 2nd half: 10-28 35.7% Game: 17-59 28.8%
 3FG % 1st Half: 2-18 11.1% 2nd half: 2-9 22.2% Game: 4-27 14.8%
 FT % 1st Half: 6-10 60.0% 2nd half: 7-9 77.8% Game: 13-19 68.4%

Deadball
Rebounds
5,1

Officials: Bob Staffen, Larry Spaulding, Dick Cartmell
 Technical fouls: AIR FORCE-None. SAN DIEGO STATE-None.
 Attendance: 12044

Score by periods	1st	2nd	Total
AIR FORCE	13	25	38
SAN DIEGO STATE	22	29	51

Points	In Paint	Off T/O	2nd Chance	Fast Break	Bench
AF	38	18	6	9	13
SDSU	34	25	19	2	22

Last FG - AF OT2-00:31, SDSU OT2-00:05.
 Largest lead - AF by 6 1st-11:04, SDSU by 14 2nd-04:23.
 AF led for 08:39. SDSU led for 34:20. Game was tied for 06:19.

Score tied - 2 times.
 Lead changed - 1 time.

By The Numbers

SINGLE GAME HIGHS (2016-17 SEASON)

New Mexico

Points: 33 - Elijah Brown vs. Wyoming (1-21-17)
FG Made: 13 - Tim Williams vs. Utah State (1-4-17)
FG Att: 25 - Elijah Brown vs. Wyoming (1-21-17)
FG %*: .909 - Tim Williams vs. Houston Baptist (11-14-16)
3FG Made: 5 - Elijah Brown at UNLV (2-1-17)
3FG Att: 11 - Elijah Brown (2x)
FT Made: 14 - Elijah Brown vs. Fresno State (12-28-16)
FT Att: 14 - Elijah Brown (2x)
FT %*: 100% - 24 Times
Rebounds: 11 - Tim Williams (4X)/ Joe Furstinger/Obij Aget
Assists: 8 - Two players
Steals: 4 - Two players
Blocks: 7 - Obij Aget vs. UNLV (1-10-17)

*Minimum eight attempts

Opponents

Points: 45 - Jordan Caroline, Nevada (1-7-17)
FG Made: 17 - Jordan Caroline, Nevada (1-7-17)
FG Att: 29 - Jordan Caroline, Nevada (1-7-17)
FG %*: .889 - Deon Barrett, UTEP (12-7-16)
3FG Made: 7 - Deon Barrett, UTEP (12-7-16)
3FG Att: 12 - Three Players
FT Made: 12 - Koby McEwen, Utah State (1-4-17)
FT Att: 16 - Koby McEwen, Utah State (1-4-17)
FT %*: 1.000 - Seven Players
Rebounds: 14 - Eli Chuha, NMSU (12-10-16)
Assists: 12 - Dominic Artis, UTEP (12-7-16)
Steals: 6 - Ethan Telfair, ISU (11-11-16)
Blocks: 5 - Cameron Oliver, Nevada (1-7-17)

*Minimum eight attempts

NEW MEXICO'S RECORD WHEN...

	All Games	MW
Leading at the half:	10-4	5-3
Trailing at the half:	3-7	1-3
Tied at the half:	3-2	3-2
Outrebounding opponent:	11-2	5-1
Outrebounded by opponent:	4-10	4-6
Commit more turnovers than opponent:	5-9	3-6
Commit less turnovers than opponent:	8-3	4-2
Commit more than 10 turnovers:	12-11	7-6
Commit less than 10 turnovers:	3-2	2-2
When shooting 50.0% or higher:	7-1	4-1
When shooting less than 50.0%:	9-12	5-7
Overtime games:	0-1	0-1
More bench points than opponent:	13-7	7-5
Inside The Pit:	10-4	4-4
On the Road:	5-7	5-4
At a neutral site:	1-2	0-0
Against ranked teams:	0-1	0-0
In cherry jerseys:	3-6	3-2
In silver jerseys:	0-2	0-1
In white jerseys:	10-4	4-5
In anthracite jerseys:	1-1	1-0
In turquoise jerseys:	2-0	1-0
In November:	5-2	0-0
In December:	3-3	1-0
In January:	5-4	5-4
In February:	3-4	3-4
In March:	0-0	0-0
When UNM scores less than 50 points:	0-1	0-0
When UNM scores 50-60 points:	0-2	0-1
When UNM scores 60-70 points:	2-4	1-4
When UNM scores 70-80 points:	7-5	6-2
When UNM scores 80+ points:	7-1	2-1

SCORING MARGIN BREAKDOWN

Total	1	2	3	4	5	6	7	8	9	10	11-15	16-20	21+
Win	1	0	1	0	2	1	2	0	1	0	4	2	1
Loss	1	0	0	1	2	0	1	0	0	1	4	1	1

Dunks: Logwood (11), Williams (11), Aget (30), Adams (7), Jefferson (3), Furstinger (6), MacDougall (4), Brown (3), Kuiper (3), Harris (3)
Charges: Adams (5), Hunter (3), Brown (1), Harris (1)

CHARTING THE NUMBERS

	Season	Career
Double-Digit Scoring Games		
Elijah Brown	27	58 (30-28)
Tim Williams	19	48 (27-21)
Obij Aget	6	23 (13-9)
Sam Logwood	10	20 (11-9)
Xavier Adams	1	5 (3-2)
Jalen Harris	3	3 (1-2)
Jordan Hunter	3	4 (2-2)
Dane Kuiper	6	7 (5-2)
Anthony Mathis	1	2 (1-1)
Damien Jefferson	6	6 (3-3)
Connor MacDougall	3	3 (2-1)
40-Point Games		
Elijah Brown		1 (0-1)
30-Point Games		
Tim Williams	2	2 (1-1)
Elijah Brown	1	6 (4-2)
20-Point Games		
Elijah Brown	11	29 (15-13)
Tim Williams	4	15 (10-5)
Sam Logwood	1	1 (1-0)
Scoring Leaders		
Elijah Brown	18	40 (22-18)
Tim Williams	10	17 (8-9)
Obij Aget	0	4 (1-3)
Sam Logwood	3	5 (4-1)
Dane Kuiper	1	1 (0-1)
Connor MacDougall	1	1 (0-1)
10+ Rebound Games		
Tim Williams	4	10 (7-3)
Obij Aget	1	9 (5-4)
Elijah Brown	1	3 (1-2)
Joe Furstinger	1	1 (0-1)
Sam Logwood	1	1 (0-1)
Rebounding Leaders		
Tim Williams	13	32 (16-16)
Obij Aget	4	24 (13-10)
Elijah Brown	9	16 (11-5)
Sam Logwood	3	5 (4-1)
Tim Jacobs	0	2 (1-1)
Joe Furstinger	2	2 (0-3)
Damien Jefferson	1	1 (0-1)
Xavier Adams	1	1 (1-0)
Connor MacDougall	1	1 (1-0)
Jalen Harris	1	1 (0-1)
Double-Doubles		
Tim Williams	4	10 (7-3)
Obij Aget	1	9 (5-4)
Elijah Brown	1	3 (1-2)
Sam Logwood	1	1 (0-1)
Assist Leaders		
Elijah Brown	10	23 (12-11=)
Sam Logwood	2	8 (3-5)
Dane Kuiper	1	3 (3-0)
Tim Williams	2	3 (3-0)
Joe Furstinger	1	2 (1-1)
Jordan Hunter	6	7 (5-2)
Aher Uguak	1	1 (1-0)
Xavier Adams	0	1 (1-0)
Jalen Harris	8	8 (1-7)
Anthony Mathis	1	1 (0-1)
Damien Jefferson	1	1 (1-0)

* () Team's record in those games

The Last Time It Happened

NEW MEXICO

As A Team:

Scored 100 Points:	104 - Nevada (1-7-17)
Scored 90-99 Points:	95 - Houston Baptist (11-14-16)
Scored 80-89 Points:	80 - at UNLV (2-1-17)
Scored Less Than 50 Points:	46 - at Arizo na (12-20-16)
Scored Less Than 40 Points:	34 - at #25 San Diego State (1-26-13)
Won By 40 Points:	W, 83-43 - UAPB (12-17-16)
Won By 30 Points:	W, 88-52 - Alabama A&M (11-17-13)
Won By 20 Points:	W, 85-55 - Air Force (1-27-16)
Lost By 20-29 Points:	L, 92-72 - Virginia Tech (11-24-16)
Lost By 30 Points:	L, 77-46 - at Arizona (12-20-16)
Shot 65% Or Better:	69.2% (27-39) - at Air Force (1-15-05)
Shot 60% Or Better:	64.9% (37-57) - CSUN (11-25-16)
Shot Less Than 35%:	33.8% (24-71) - at San Diego State (2-6-16)
Shot Less Than 30%:	26.2% (17-65) - at Arizona (12-20-16)
Shot 60% 3FG Or Better:	66.7% (6-9) - at CSU (1-14-17)
Shot Less Than 30% 3FG:	15.0% (3-20) - at Wyoming (2-25-1&)
Made 10 Three-Pointers:	11 (of 37) - at Air Force (2-20-16)
Shot 100% on Free Throws:	100% (17-17) - vs. Utah State (1-24-17)
Shot 95% On Free Throws:	95.5% (21-22) - at Boise State (1-17-17)
Shot 85% On Free Throws:	87.9% (29-33) - vs. Fresno State (12-28-16)
Shot Less Than 50% On FTs:	45.5% (5-11) - at Air Force (3-9-13)
Had 50 Rebounds:	58 - vs. UAB (11-21-13)
Had 20 Offensive Rebounds:	23 - at USC (11-21-15)
Had 20 Assists:	22 - Rice (12-19-15)
Had 20 Turnovers:	22 - UAPB (12-17-16)
Had Less Than 10 Turnovers:	9 - at Wyoming (2-25-17)
Had 10 Steals:	10 - vs. Fresno State (12-28-16)
Had 10 Blocks:	12 - vs. UMass (11-22-13)
Had Two or More 20-Point Scorers:	vs. Nevada (1-7-17)
	Elijah Brown (26) & Tim Williams (26)
Had 6 Double-Digit Scorers:	North Dakota (1-7-12)
Had 5 Double-Digit Scorers:	Wyoming (1-16-16)
Had No Double-Digit Scorers:	at San Diego State (1-6-15)
Had Two 10+ Rebounders:	vs. Wyoming (1-21-15)
	Tim Williams (11) & Elijah Brown (10)
Scored 50 Points In 1st Half:	54 - CSUN (11-25-16)
Scored 50 Points In 2nd Half:	50 - vs. Nevada (1-7-17)
Scored 20 Or Fewer Points In 1st Half:	16 - at Arizona (12-20-16)
Scored 20 Or Fewer Points In 2nd Half:	15 - at #25 San Diego State (1-26-13)
Failed To Make a 3FG:	(0-10) - vs. Washington State (12-25-15)
Defeated a Ranked Team:	W, 66-53 vs. #24/#24 Colorado State (1-3-15)
Lost To a Ranked Team:	L, 77-46 - at No. 18/18 Arizona (12-20-16)
Won an OT Game:	W, 52-49 vs. Wyoming (3-7-15)
Lost an OT Game:	L, 105-104 vs. Nevada (1-7-17)
Won a 2OT Game:	W, 97-94 vs. UAB (11-21-13)
Lost a 2OT Game:	L, 73-76 at Dayton (1-1-10)
Won a 3OT Game:	W, 104-99, Fresno State (3-8-96)
Lost a 3OT Game:	Never
<u>As An Individual:</u>	
Had a Triple-Double:	Luc Longley (17 pts, 14 rebs, 10 assts) vs. Penn State (3-28-90)
Had a Double-Double (Pts/Reb):	Sam Logwood (12/11) - at Wyoming (2-25-17)
Had a Double-Double (Pts/Asst):	Kendall Williams (11 pts & 10 assts) at Nevada (3-2-14)
Scored 20+ Pts with 10+ Rebs:	Tim Williams (31 pts & 11 rebs) Houston Baptist (11-14-16)
Scored 30 Points:	Elijah Brown (30) vs. Wyoming (1-21-17)
Scored 30 Points (MW Only):	Elijah Brown vs. Wyoming (1-21-17)
Scored 20 Points:	Elijah Brown (20) - vs. CSU (2-21-17)
Scored 20 Points (MW Only):	Elijah Brown (20) - vs. CSU (2-21-17)
Had 20 Rebounds:	Drew Gordon (20) UNLV (2-18-12)
Had 15 Rebounds:	Tim Williams (15) at USC (11-21-15)
Had 10 Assists:	Kendall Williams (10) at Nevada (3-2-14)
Had 5 Steals:	Demetrius Walker (5) Montana (12-20-11)
Had 5 Blocks:	Objij Aget (5) - vs. Fresno State (2-18-17)

VERSUS NEW MEXICO

As A Team:

Scored 100 Points:	105 - Nevada (1-7-17)
Scored 90 Points:	92 - Virginia Tech (11-24-16)
Scored 80-89 Points:	82 - at Wyoming (2-25-17)
Scored Less Than 50 Points:	49 - Wyoming (3-7-15)
Scored Less Than 40 Points:	38 - Wyoming (2-11-12)
Shot 50% Or Better:	54.0% (27-50) - SJSU (2-4-17)
Shot Less Than 35%:	30.4% (17-56) - San Jose State (2-13-16)
Shot Less Than 30%:	26.3% (15-57) - UAPB (12-17-16)
Shot 50% 3FG Or Better:	50.0% (11-22) - NMSU (12-10-16)
Shot Less Than 20% 3FG:	14.8% (4-27) - at San Diego State (2-6-16)
Made 10 Three-Pointers:	14 (of 23) - at Wyoming (2-25-17)
Shot 75% On Free Throws:	76.5% (13-17) - Boise State (2-14-17)
Shot Less Than 50% On FT's:	43.8% (7-16) - Boise State (2-17-16)
Had 50 Rebounds:	51 - at Purdue (12-5-15)
Had 20 Offensive Rebounds:	21 - at Fresno State (1-2-16)
Had 20 Assists:	25 - Nevada (1-7-17)
Had 20 Turnovers:	22 - UAPB (12-17-16)
Had Less Than 10 Turnovers:	5 - vs. CSU (2-21-17)
Had 10 Steals:	12 - Fresno State (2-18-17)
Had 10 Blocks:	11 - at USC (11-21-15)
Had 40-Point and 20 Point Scorers:	Nevada (1-7-17)
	Jordan Caroline (45) & Marcus Marshall (26)
Had 30-Point and 20-Point Scorers:	Fresno State (2-27-16)
	Marvelle Harris (32) & Julien Lewis (21)
Had Two or More 20-Point Scorers:	UNLV (2-1-17)
	Tyrell Green (25) & Jovan Mooring (23)
Had 6 Double-Digit Scorers:	TCU (2-25-12)
Had 5 Double-Digit Scorers:	at Boise State (1-17-17)
Had No Double-Digit Scorers:	ULM (12-13-14)
Had Two 10+ Rebounders:	NMSU (12-10-16)
	Eli Chuha (14) & Jemerrio Jones (10)
Scored 50+ Points In 1st Half:	50 - UTEP (12-3-06)
Scored 50+ Points In 2nd Half:	63 - Nevada (1-7-17)
Scored 20 Or Less Points In 1st Half:	18 - Utah State (1-9-16)
Scored 20 Or Less In 2nd Half:	19 - New Mexico State (12-3-14)
Scored 15 Or Less Points In 1st Half:	11 - UAPB (12-17-16)
Failed To Make a 3FG:	(0-7) - New Mexico State (12-16-15)
<u>As An Individual:</u>	
Had a Triple-Double:	Ethan Telfair (25 pts, 12 rebs, 10 assts) Idaho State (11-11-16)
Had a Double-Double (Pts/Reb):	Justin James - (22/10) Wyoming (2-25-17)
Had a Double-Double (Pts/Asst):	Dominic Artis (13 pts & 12 Assists) UTEP (12-7-16)
Had 20+ Points & 10+ Rebounds	Justin James - (22/10) Wyoming (2-25-17)
Scored 30+ Points in Back-to-Back Games Vs. UNM:	Derrick Marks Boise State
	31 points (1-18-15) & 30 points (2-24-15)
Scored 40 Points:	Jordan Caroline (45) - Nevada (1-7-17)
Scored 40 Points (MW Only):	Jordan Caroline (45) - Nevada (1-7-17)
Scored 30 Points:	Chandler Hutchison (31) - Boise State (2-14-17)
Scored 30 Points (MW Only):	Chandler Hutchison (31) - Boise State (2-14-17)
Scored 20 Points:	Justin James (22) - Wyoming (2-25-17)
Scored 20 Points (MW Only):	Justin James (22) - Wyoming (2-25-17)
Had 20 Rebounds:	Ryan Watkins (22) - Boise State (1-21-14)
Had 15 Rebounds:	Cameron Oliver (26 pts) - Nevada (3-10-16)
Had 10 Assists:	Dominic Artis (12) - UTEP (12-7-16)
Had 5 Steals:	Jeremy Lieberman (5) - Wyoming (2-25-17)
Had 5 Blocks:	Cameron Oliver (5) - Nevada (1-7-17)

Welcome to The Pit, A Mile High and Louder Than...



WHAT THEY ARE SAYING

"What a terrific atmosphere for college basketball. Great building... Great history... 18,000 screaming fans. It's big time college hoops, baby!"
- Dick Vitale, ESPN

"I consider the game we played in Albuquerque in 1978 one of the most exciting of my career. The Pit is the toughest place to play because of their tremendous atmosphere."

-Jim Boeheim, Syracuse head coach

"When you go into a place like The Pit, there will be challenge different from a regular road game. The crowd can dictate the tempo and momentum. The Pit crowd forces you to be patient."

-Lute Olsen, former Arizona head coach

"A mile high but 37 feet underground, the Pit in Albuquerque has been the site of many mind-blowing college basketball games, including North Carolina State's upset of Houston in '83 and just about any New Mexico home game. The noise created by fans, which has been measured at 125 decibels -- the pain threshold for the human ear is 130 -- is a palpable force."

-Sports Illustrated

- Voted one of "The Top Five Loudest, Most Intimidating Places to Play" by NCAA.com
- Ranked in the top 20 sporting venues of the 20th century by Sports Illustrated
- USA Today ranked The Pit in its "Ten Great Places to Get Pumped for NCAA Action"
- According to Fox Sports, it's one of the top ten "old school" college basketball arenas in the country



THE GREATEST GAME EVER PLAYED

WisePies Arena - The Pit was the site of one of the greatest college basketball games ever played. It hosted the 1983 national championship game that saw the NC State Wolfpack upset Hakeem Olajuwon, Clyde Drexler and the Houston Cougars. Coach Jimmy Valvano and the Wolfpack downed the Cougars on a last second put back by Lorenzo Charles. The iconic shot of the late Valvano running onto the court looking for a hug is one of the lasting images in college basketball history.

ABOUT THE PIT

- Built in 1966 (\$1.4 million)
- Capacity of 15,411 (previously 18,018)
- \$60 million renovation was completed in 2010
- New floor installed before the 2013-14 season
- Seating includes 40 suites and a club area
- Officially named WisePies Arena on Dec. 1, 2014 after \$5 million gift for naming rights by local New Mexico business. It is still referred to as The Pit, its officially-recognized nickname.
- Less than 30 of 345 NCAA Division I basketball programs play in a college-only arena named after a business or organization founded or headquartered in its home state.
- The Lobos have averaged an astounding 15,410 fans in 49 out of 50 years, an amazing 95% of capacity
- Has ranked in the top 25 in attendance nationally every season since the 1966-67 season with 35 seasons in the top ten in the NCAA in attendance
- Led the Mountain West in attendance in 11 of the conference's 16 years of existence
- New Mexico's all-time winning percentage in WisePies Arena - The Pit is over 81 percent.
- The floor is named Bob King Court in honor of the former head coach who led the Lobos from 1963 to 1972.

The 2016-17 Lobo Men's Basketball Program



The 2016-17 Lobos



Aher Uguak
6'7" - 206 lbs. - Freshman - Guard/Forward
Edmonton, Canada (Harry Ainlay HS)

NOTEWORTHY :

- Graduated and played at Harry Ainlay HS
- Two-time Provincial Champion
- Rated as one of the best high school players in Western Canada
- Played for Drive Elite's summer team
- Named 2015 Alberta NPH Showcase Camp MVP

GAME-BY-GAME STATISTICS

Opponent	Date	GS	Min	FG-A	3FG-A	FT-A	O-D-TR	PF	A	TO	B	S	PTS
Idaho State	11-11-16	7	0-1	0-0	0-0	1-0-1	0	0	1	0	0	0	0
Houston Baptist	11-14-16	14	2-3	1-1	0-0	0-1-1	2	1	0	0	2	5	0
New Mexico State	11-18-16	3	0-1	0-0	0-0	1-0-1	0	0	0	0	0	0	0
vs. Virginia Tech	11-24-16	11	0-1	0-0	2-2	0-0-0	0	0	0	0	0	2	0
vs. CSUN	11-25-16	9	1-1	0-0	0-2	0-0-0	0	0	0	0	2	2	0
vs. Dayton	11-27-16	2	0-0	0-0	0-0	0-0-0	1	0	0	0	0	0	0
Abilene Christian	11-30-16	10	0-1	0-1	0-0	0-0-0	0	1	0	0	0	0	0
at Illinois State	12-03-16					DNP							
UTEP	12-07-16					DNP							
at New Mexico S.	12-10-16					DNP							
Arkansas-Pine Bluff	12-17-16*	17	0-2	0-1	5-6	1-2-3	0	2	5	0	1	3	0
at Arizona	12-20-16*	10	0-2	0-2	0-0	1-0-1	0	0	0	0	0	0	0
Fresno State*	12-28-16					DNP							
at San Diego State*	01-01-17					DNP							
at Utah State*	01-04-17					DNP							
Nevada*	01-07-17	2	0-1	0-1	0-0	0-0-0	0	0	0	1	0	0	0
UNLV*	01-10-17					DNP							
at Colorado State*	01-14-17	5	0-0	0-0	0-2	1-1-2	0	1	0	0	0	0	0
at Boise State*	01-17-17					DNP							
Wyoming*	01-21-17					DNP							
Utah State*	01-24-17					DNP							
at Nevada*	01-28-17	8	1-3	0-2	0-0	1-0-1	1	0	1	0	0	2	0
at UNLV*	02-01-17	10	0-1	0-0	0-0	2-0-2	3	0	2	0	0	0	0
San Jose State*	02-04-17	16	1-1	0-0	0-0	1-1-2	3	1	1	0	0	2	0
at Air Force*	02-08-17	5	1-1	0-0	1-3	0-0-0	1	0	1	0	0	3	0
Boise State*	02-14-17					DNP							
at Fresno State*	02-18-17	3	0-0	0-0	0-0	0-0-0	0	1	0	0	0	0	0
Colorado State*	02-21-17	4	0-0	0-0	0-0	0-0-0	1	0	1	0	0	0	0
at Wyoming*	02-25-17	4	1-1	0-0	0-0	0-0-0	1	0	1	0	0	2	0
San Diego State*	03-04-17												

SEASON HIGHS

Points: 5 vs. Houston Baptist (11-14-16)
FG: 2 vs. Houston Baptist (11-14-16)
FGA: 3 (2x) Last time at Nevada (1-28-17)
3FG: 1 vs. Houston Baptist (11-14-16)
3FGA: 2 (2x) Last time at Nevada (1-28-17)
FT: 5 vs. UAPB (12-17-16)
FTA: 5 vs. UAPB (12-17-16)
Rebounds: 3 vs. UAPB (12-17-16)
Assists: 2 vs. UAPB (12-17-16)
Blocks: 1 vs. Nevada (1-7-17)
Steals: 2 (2x) Last Time vs. CSUN (11-25-16)
Minutes Played: 17 vs. UAPB (12-17-16)

CAREER HIGHS

Points: 5 vs. Houston Baptist (11-14-16)
FG: 2 vs. Houston Baptist (11-14-16)
FGA: 3 (2x) Last time at Nevada (1-28-17)
3FG: 1 vs. Houston Baptist (11-14-16)
3FGA: 2 (2x) Last time vs. Nevada (1-28-17)
FT: 5 vs. UAPB (12-17-16)
FTA: 5 vs. UAPB (12-17-16)
Rebounds: 3 vs. UAPB (12-17-16)
Assists: 2 vs. UAPB (12-17-16)
Blocks: 1 vs. Nevada (1-7-17)
Steals: 2 (2x) Last Time vs. CSUN (11-25-16)
Minutes Played: 17 vs. UAPB (12-17-16)

MISCELLANEOUS STATISTICS

Led Team in Steals

SEASON
1

CAREER
1

CAREER STATISTICS

Season	gp-gs	min/avg	Total fg-fga pct	3-Point fg-fga pct	F-Throws ft-fa pct	Rebounds off def tot avg	pf	fo	ast	to	blk	stl	Scoring pts avg
2016-17	18-2	140/7.8	7-20 .350	1-8 .125	8-15 .533	9 5 14 0.8	14	0	7	13	1	5	23 1.3
TOTAL	18-2	140/7.8	7-20 .350	1-8 .125	8-15 .533	9 5 14 0.8	14	0	7	13	1	5	23 1.3

The 2016-17 Lobos



Jordan Hunter
5'11" - 180 lbs. - Sophomore - Guard
Beaumont, Texas (Ozen HS)

NOTEWORTHY :

- Led Lobos in assists with eight and steals with two in season opener
- Scored career-high 11 points in win over Boise State (1-17-17)
- Went a career-high 6-for-6 from FT line against Boise State (1-17-17)
- District Co-MVP as a senior in high school
- Reached the championship game of the 2015 Texas 5A state tournament

GAME-BY-GAME STATISTICS

Opponent	Date	GS	Min	FG-A	3FG-A	FT-A	O-D-TR	PF	A	TO	B	S	PTS
Idaho State	11-11-16 *	34	1-6	0-3	4-6	1-5-6	3 8 2	0 2 6					
Houston Baptist	11-14-16 *	17	2-3	1-2	4-4	1-4-5	2 2 1	0 1 9					
New Mexico State	11-18-16 *	25	1-2	0-1	0-0	1-2-3	2 2 2	0 0 2					
vs. Virginia Tech	11-24-16 *	24	4-7	2-4	0-0	1-1-2	2 4 2	0 1 10					
vs. CSUN	11-25-16 *	30	2-5	1-1	4-4	0-1-1	2 4 1	0 2 9					
vs. Dayton	11-27-16 *	27	2-7	2-4	0-0	0-3-3	2 1 3	0 0 6					
Abilene Christian	11-30-16 *	22	0-2	0-0	0-0	0-2-2	1 1 1	0 0 0					
at Illinois State	12-03-16 *	27	2-8	0-2	2-2	0-2-2	5 7 2	0 1 6					
UTEP	12-07-16 *	33	4-6	2-3	0-0	0-4-4	2 6 3	0 0 10					
at New Mexico S.	12-10-16 *	12	1-3	0-1	0-0	1-1-2	1 0 0	0 0 2					
Arkansas-Pine Bluff	12-17-16	13	2-2	2-2	2-2	0-2-2	1 0 2	0 2 8					
at Arizona	12-20-16	12	0-1	0-0	1-2	0-0-0	2 0 2	0 0 1					
Fresno State*	12-28-16	15	2-3	0-1	0-0	0-1-1	1 1 1	0 1 4					
at San Diego State*	01-01-17	11	0-0	0-0	0-0	0-0-0	1 2 1	0 0 0					
at Utah State*	01-04-17				DNP								
Nevada*	01-07-17				DNP								
UNLV*	01-10-17	2	0-1	0-0	0-0	0-0-0	1 0 0	0 0 0					
at Colorado State*	01-14-17	21	2-5	1-1	0-0	0-2-2	3 2 2	0 0 5					
at Boise State*	01-17-17	20	2-5	1-2	6-6	1-1-2	2 2 1	0 1 11					
Wyoming*	01-21-17	14	2-3	0-0	1-2	0-3-3	3 2 1	0 1 5					
Utah State*	01-24-17	21	1-5	0-3	4-4	0-1-1	1 5 0	0 2 6					
at Nevada*	01-28-17	21	1-4	1-4	2-2	0-1-1	0 2 3	0 0 5					
at UNLV*	02-01-17	14	2-3	1-1	3-4	0-1-1	4 1 2	0 0 8					
San Jose State*	02-04-17	15	3-5	1-2	0-0	1-2-3	2 2 1	0 0 7					
at Air Force*	02-08-17	21	2-4	1-3	3-4	1-0-1	2 1 1	0 0 8					
Boise State*	02-14-17	27	3-3	0-0	3-3	0-1-1	1 5 1	0 0 9					
at Fresno State*	02-18-17	21	1-1	1-1	3-4	0-2-2	2 3 1	0 1 6					
Colorado State*	02-21-17	18	2-3	2-3	0-0	0-4-4	0 2 2	0 0 6					
at Wyoming*	02-25-17 *	21	3-4	0-0	2-2	0-2-2	1 3 1	0 0 8					
San Diego State*	03-04-17												

SEASON HIGHS

Points: 11 vs. Boise State (1-17-17)
FG: 4 (2x) Last time vs. UTEP (12-7-16)
FGA: 8 vs. Illinois State (12-3-16)
3FG: 2 (5x) Last time vs. CSU (2-21-17)
3FGA: 4 (3x) Last time at Nevada (1-28-17)
FT: 6 vs. Boise State (1-17-17)
FTA: 6 (2x) Last time vs. Boise State (1-17-17)
Rebounds: 6 vs. Idaho State (11-11-16)
Assists: 8 vs. Idaho State (11-11-16)
Blocks: N/A
Steals: 2 (3x) Last time vs. Utah State (1-12-17)
Minutes Played: 34 vs. Idaho State (11-11-16)

CAREER HIGHS

Points: 11 vs. Boise State (1-17-17)
FG: 4 (2x) Last time vs. UTEP (12-7-16)
FGA: 8 vs. Illinois State (12-3-16)
3FG: 2 (6x) Last time vs. UAPB (12-17-16)
3FGA: 4 (3x) Last time at Nevada (1-28-17)
FT: 6 vs. Boise State (1-17-17)
FTA: 6 (2x) Last time vs. Boise State (1-17-17)
Rebounds: 6 vs. Idaho State (11-11-16)
Assists: 8 vs. Idaho State (11-11-16)
Blocks: 1 vs. Northern Iowa (12-12-15)
Steals: 3 vs. Utah State (1-9-16)
Minutes Played: 34 vs. Idaho State (11-11-16)

MISCELLANEOUS STATISTICS

	SEASON	CAREER
Double-Digit Scoring	3	4
Led Team in Blocks		1
Led Team in Assists	6	7
Led Team in Steals	3	3

CAREER STATISTICS

Season	gp-gs	min/avg	Total fg-fga pct	3-Point fg-fga pct	F-Throws ft-fa pct	Rebounds off def tot avg	pf fo ast to blk stl	Scoring pts avg
2015-16	28-1	253/9.0	23-53 .434	10-24 .417	7-10 .700	3 23 26 0.9	22 0 31 26 1 14	63 2.3
2016-17	27-11	538/19.9	47-101 .465	19-44 .432	44-51 .863	8 48 56 2.1	50 1 68 39 0 15	157 5.8
TOTAL	55-12	791/14.4	70-154 .455	29-68 .426	51-61 .836	11 71 82 1.5	72 1 99 65 1 29	220 4.0

The 2016-17 Lobos

4



Elijah Brown
6'4" - 200 lbs. - RS-Junior - Guard
Orange County, Calif. (Butler)

NOTEWORTHY :

- Named MW Preseason Player of the Year
- 2017 Jerry West Award Watch List
- Has 1,221 career points at UNM, 34th Lobo to hit 1,000 point club
- 41 against Fresno State last season is most in WisePies Arena since 2003 for UNM
- 33 points against San Jose State last season is school record off the bench
- 15-for-15 FT shooting vs. Nevada last year was one short of school record
- Son of current NBA assistant coach Mike Brown (Warriors)

GAME-BY-GAME STATISTICS

Opponent	Date	GS	Min	FG-A	3FG-A	FT-A	O-D-TR	PF	A	TO	B	S	PTS
Idaho State	11-11-16	*	30	5-13	1-6	3-4	1-3-4	3	4	6	0	1	14
Houston Baptist	11-14-16	*	28	1-8	0-5	4-4	0-2-2	1	5	4	0	2	6
New Mexico State	11-18-16	*	34	6-17	1-7	6-8	0-8-8	1	2	2	0	1	19
vs. Virginia Tech	11-24-16	*	25	5-13	2-7	4-6	1-3-4	3	0	2	0	0	16
vs. CSUN	11-25-16	*	28	7-11	3-5	4-6	1-2-3	3	7	2	0	1	21
vs. Dayton	11-27-16	*	32	4-14	3-8	5-5	0-5-5	1	3	3	0	0	16
Abilene Christian	11-30-16	*	32	5-12	2-4	1-3	0-9-9	1	2	0	0	2	13
at Illinois State	12-03-16	*	30	6-17	3-11	6-6	0-5-5	2	4	4	0	3	21
UTEP	12-07-16	*	35	8-13	3-7	6-11	0-6-6	0	0	3	0	2	25
at New Mexico S.	12-10-16	*	30	5-14	1-9	7-9	0-2-2	3	3	3	0	2	18
Arkansas-Pine Bluff	12-17-16		16	1-4	1-3	4-4	0-2-2	0	3	2	0	1	7
at Arizona	12-20-16		25	5-13	1-4	6-9	0-1-1	2	2	2	0	1	17
Fresno State*	12-28-16		30	2-10	1-4	14-14	0-3-3	3	3	4	1	1	19
at San Diego State*	01-01-17	*	36	5-13	4-6	8-8	0-2-2	3	1	3	0	2	22
at Utah State*	01-04-17	*	15	4-8	3-5	6-8	2-1-3	4	0	2	0	1	17
Nevada*	01-07-17	*	35	7-15	3-6	9-12	0-4-4	3	2	2	0	3	26
UNLV*	01-10-17	*	37	4-13	0-5	5-5	1-5-6	4	3	2	0	1	13
at Colorado State*	01-14-17	*	30	6-12	4-6	9-11	0-9-9	4	7	4	1	1	25
at Boise State*	01-17-17	*	33	4-13	2-6	6-7	0-7-7	2	4	4	0	1	16
Wyoming*	01-21-17	*	37	12-25	3-11	6-7	1-9-10	2	3	1	1	1	33
Utah State*	01-24-17	*	34	8-13	2-5	6-6	1-7-8	2	3	5	0	1	24
at Nevada*	01-28-17	*	38	5-16	3-9	5-7	1-4-5	1	5	6	0	1	18
at UNLV*	02-01-17	*	38	8-17	5-9	8-8	0-7-7	0	2	3	0	1	29
San Jose State*	02-04-17	*	39	6-18	4-6	5-6	0-8-8	2	6	1	0	0	21
at Air Force*	02-08-17	*	37	3-13	1-7	6-7	0-6-6	1	4	1	0	2	13
Boise State*	02-14-17	*	35	6-16	2-5	13-14	0-6-6	1	4	2	1	2	27
at Fresno State*	02-18-17	*	38	4-12	1-6	2-3	0-6-6	4	0	6	0	1	11
Colorado State*	02-21-17	*	37	8-18	4-7	0-0	1-5-6	0	2	3	0	0	20
at Wyoming*	02-25-17	*	30	4-17	0-8	2-3	0-2-2	3	6	3	0	1	10
San Diego State*	03-04-17												

SEASON HIGHS

Points: 33 vs. Wyoming (1-21-17)
FG: 12 vs. Wyoming (1-21-17)
FGA: 25 vs. Wyoming (1-21-17)
3FG: 5 at UNLV (2-1-17)
3FGA: 11 (2x) Last time vs. Wyoming (1-21-17)
FT: 14 vs. Fresno State (12-28-16)
FTA: 14 (2x) Last time vs. Boise State (2-14-17)
Rebounds: 10 vs. Wyoming (1-21-17)
Assists: 7 (2x) Last time vs. CSU (1-14-17)
Blocks: 1 (2x) Last time vs. Wyoming (1-21-17)
Steals: 3 (2x) Last time vs. Nevada (1-7-17)
Minutes Played: 38 (2x) Last time at UNLV (2-1-17)

CAREER HIGHS

Points: 41 vs. Fresno State (2-27-16)
FG: 12 vs. Wyoming (1-21-17)
FGA: 25 vs. Wyoming (1-21-17)
3FG: 7 at Air Force (2-20-16)
3FGA: 13 at Air Force (2-20-16)
FT: 15 vs. Nevada (12-30-15)
FTA: 15 vs. Nevada (12-30-15)
Rebounds: 11 vs. Fresno State (2-27-16)
Assists: 7 (2x) Last time vs. CSU (1-14-17)
Blocks: 1 (4x) Last time vs. Wyoming (1-21-17)
Steals: 3 (3x) Last time vs. Nevada (1-7-17)
Minutes Played: 43 at San Diego State (2-6-16)

MISCELLANEOUS STATISTICS

	SEASON	CAREER
30+ Scoring	1	6
20+ Scoring	11	29
10+ Rebounds	1	3
Double-Doubles	1	3
Double-Digit Scoring	27	58
Led Team in Scoring	18	40
Led Team in Assists	10	23
Led Team in Rebounds	9	16
Led Team in Steals	11	24
Led Team in Blocks	2	2

CAREER STATISTICS

			Total		3-Point		F-Throws		Rebounds											Scoring	
Season	gp-gs	min/avg	fg-fga	pct	fg-fga	pct	ft-fa	pct	off	def	tot	avg	pf	fo	ast	to	blk	stl	pts	avg	
2015-16	32-29	1078/33.7	194-453	.428	89-226	.394	217-255	.851	22	154	176	5.5	64	0	100	109	2	35	694	21.7	
2016-17	29-26	924/31.9	154-398	.387	63-187	.337	166-201	.826	10	139	149	5.1	59	0	90	88	4	36	537	18.5	
TOTAL	61-55	2002/32.8	348-851	.409	152-413	.368	383-456	.840	32	293	325	5.3	123	0	190	197	6	71	1231	20.2	

The 2016-17 Lobos



Jalen Harris
6'2" - 156 lbs. - Freshman - Guard
Wilson, N.C. (Word of God Academy)

NOTEWORTHY :

- Had season-high 15 points against Nevada on 1-7-17
- Played at same high school as UK standout and NBA star John Wall
- Rated a top-15 recruit in the state of North Carolina
- Leader on Word of God basketball team that was rated in top-40 in N.C.
- Played for John Wall's summer team

GAME-BY-GAME STATISTICS

Opponent	Date	GS	Min	FG-A	3FG-A	FT-A	O-D-TR	PF	A	TO	B	S	PTS
Idaho State	11-11-16	5	0-0	0-0	0-0	0-0-0	4	2	0	0	1	0	
Houston Baptist	11-14-16	23	4-4	1-1	4-6	0-1-1	1	4	3	0	1	13	
New Mexico State	11-18-16	15	0-2	0-0	0-0	0-3-3	2	1	2	0	2	0	
vs. Virginia Tech	11-24-16	16	2-3	0-0	1-1	0-0-0	1	3	1	0	0	5	
vs. CSUN	11-25-16	11	2-3	0-0	0-0	0-1-1	0	0	1	0	1	4	
vs. Dayton	11-27-16	13	0-0	0-0	0-0	0-0-0	2	1	1	0	0	0	
Abilene Christian	11-30-16	18	1-2	0-1	0-0	0-0-0	0	2	0	0	0	2	
at Illinois State	12-03-16	13	1-2	0-0	1-2	0-2-2	1	0	0	0	3	3	
UTEP	12-07-16	7	0-0	0-0	0-0	0-1-1	2	1	2	0	0	0	
at New Mexico S.	12-10-16	29	2-6	0-1	1-3	0-1-1	3	3	2	0	1	5	
Arkansas-Pine Bluff	12-17-16*	25	1-4	0-1	0-0	0-2-2	2	4	0	0	2	2	
at Arizona	12-20-16*	29	1-4	0-1	3-3	0-1-1	3	4	1	0	0	5	
Fresno State*	12-28-16*	27	2-4	0-0	5-6	0-2-2	2	3	1	0	1	9	
at San Diego State*	01-01-17*	30	4-6	0-1	1-3	0-2-2	3	2	1	1	0	9	
at Utah State*	01-04-17*	33	2-7	0-2	0-0	0-3-3	4	8	3	0	2	4	
Nevada*	01-07-17*	37	4-11	0-2	7-10	0-9-9	3	4	1	0	3	15	
UNLV*	01-10-17*	25	4-4	1-1	2-2	0-3-3	4	4	5	0	0	11	
at Colorado State*	01-14-17*	21	0-3	0-1	0-0	0-0-0	2	1	2	1	0	0	
at Boise State*	01-17-17*	23	2-3	0-0	2-2	0-2-2	0	1	0	0	1	6	
Wyoming*	01-21-17*	27	2-4	1-2	2-2	0-2-2	3	2	0	0	0	7	
Utah State*	01-24-17*	21	3-3	1-1	0-0	0-1-1	1	3	2	0	1	7	
at Nevada*	01-28-17*	19	2-3	1-1	2-2	0-1-1	4	3	1	0	0	7	
at UNLV*	02-01-17*	22	1-5	0-1	0-0	0-1-1	4	1	1	1	0	2	
San Jose State*	02-04-17*	25	1-4	0-1	2-2	1-3-4	2	2	1	0	2	4	
at Air Force*	02-08-17*	17	2-5	0-1	0-0	0-2-2	1	0	1	0	1	4	
Boise State*	02-14-17*	15	1-2	0-1	0-0	0-3-3	2	0	2	0	0	2	
at Fresno State*	02-18-17*	20	2-3	1-1	1-2	0-3-3	1	4	2	0	1	6	
Colorado State*	02-21-17*	22	0-4	0-2	2-2	0-3-3	3	4	1	0	0	2	
at Wyoming*	02-25-17	11	0-2	0-1	0-0	1-2-3	1	0	0	0	1	0	
San Diego State*	03-04-17												

SEASON HIGHS

Points: 15 vs. Nevada (1-7-17)
FG: 4 (4x) Last time vs. UNLV (1-10-17)
FGA: 11 vs. Nevada (1-7-17)
3FG: 1 (7x) Last time vs. Fresno State (2-18-16)
3FGA: 2 (3x) Last time vs. CSU (2-21-17)
FT: 7 vs. Nevada (1-7-17)
FTA: 10 vs. Nevada (1-7-17)
Rebounds: 9 vs. Nevada (1-7-17)
Assists: 8 vs. Utah State (1-4-17)
Blocks: 1 (3x) Last time at UNLV (2-1-17)
Steals: 3 (2x) Last time vs. Nevada (1-7-17)
Minutes Played: 37 vs. Nevada (1-7-17)

CAREER HIGHS

Points: 15 vs. Nevada (1-7-17)
FG: 4 (4x) Last time vs. UNLV (1-10-17)
FGA: 11 vs. Nevada (1-7-17)
3FG: 1 (7x) Last time vs. Fresno State (2-18-17)
3FGA: 2 (3x) Last time vs. CSU (2-21-17)
FT: 7 vs. Nevada (1-7-17)
FTA: 10 vs. Nevada (1-7-17)
Rebounds: 9 vs. Nevada (1-7-17)
Assists: 8 vs. Utah State (1-4-17)
Blocks: 1 (3x) Last time at UNLV (2-1-17)
Steals: 3 (2x) Last time vs. Nevada (1-7-17)
Minutes Played: 37 vs. Nevada (1-7-17)

MISCELLANEOUS STATISTICS

	SEASON	CAREER
Double-Digit Scoring	3	3
Led Team in Steals	4	4
Led Team in Assists	8	8
Led Team in Blocks	2	2
Led Team in Rebounding	1	1

CAREER STATISTICS

			Total		3-Point		F-Throws			Rebounds											Scoring	
Season	gp-gs	min/avg	fg-fga	pct	fg-fga	pct	ft-fga	pct	off	def	tot	avg	pf	fo	ast	to	blk	stl	pts	avg		
2016-17	29-18	599/20.7	46-102	.451	6-24	.250	36-48	.750	2	54	56	1.9	61	0	67	37	3	24	134	4.6		
TOTAL	29-18	599/20.7	46-102	.451	6-24	.250	36-48	.750	2	54	56	1.9	61	0	67	37	3	24	134	4.6		

The 2016-17 Lobos



Obij Aget
7'1" - 220 lbs. - Senior - Center
Juba, South Sudan (La Lumiere HS)

NOTEWORTHY :

- Set career high in blocks (7) vs. UNLV (1-10-17). Now has 125 in career.
- Has 493 career rebounds
- Had career-high 16 points in win over CSUN on 11-25-16
- Six games with perfect field goal percentage last year
- Academic All-MW selection
- From a family of 12 children

GAME-BY-GAME STATISTICS

Opponent	Date	GS	Min	FG-A	3FG-A	FT-A	O-D-TR	PF	A	TO	B	S	PTS
Idaho State	11-11-16	*	20	2-3	0-0	0-0	0-3-3	1	0	0	3	0	4
Houston Baptist	11-14-16	*	17	0-1	0-0	2-2	0-1-1	1	1	0	0	0	2
New Mexico State	11-18-16	*	24	1-3	0-0	0-0	1-1-2	5	1	0	3	1	2
vs. Virginia Tech	11-24-16	*	14	2-5	0-0	1-1	0-3-3	0	0	0	1	0	5
vs. CSUN	11-25-16	*	19	6-6	0-0	4-5	1-1-2	4	1	0	0	1	16
vs. Dayton	11-27-16	*	9	1-1	0-0	0-0	2-1-3	1	0	0	0	0	2
Abilene Christian	11-30-16	*	18	4-6	0-0	4-5	2-3-5	1	0	0	0	0	12
at Illinois State	12-03-16	*	20	3-5	0-0	0-0	2-2-4	1	0	0	0	0	6
UTEP	12-07-16	*	24	4-5	0-0	1-2	1-3-4	0	0	0	1	1	9
at New Mexico S.	12-10-16	*	18	1-2	0-0	1-2	1-4-5	3	0	0	1	0	3
Arkansas-Pine Bluff	12-17-16	*	9	2-3	0-0	0-0	0-1-1	0	1	0	2	0	4
at Arizona	12-20-16	*	16	1-6	0-0	0-0	1-0-1	2	0	0	0	1	2
Fresno State*	12-28-16	*	23	6-8	0-0	0-0	2-4-6	4	1	2	1	1	12
at San Diego State*	01-01-17	*	10	0-0	0-0	0-0	0-2-2	2	0	0	1	0	0
at Utah State*	01-04-17	*	20	4-4	0-0	0-0	1-2-3	0	0	3	0	1	8
Nevada*	01-07-17	*	14	1-5	0-0	0-0	3-1-4	1	1	0	1	0	2
UNLV*	01-10-17	*	20	1-1	0-0	2-3	0-1-1	3	0	0	7	0	4
at Colorado State*	01-14-17	*	17	4-4	0-0	0-0	1-2-3	3	2	1	0	0	8
at Boise State*	01-17-17	*	22	1-4	0-0	2-2	2-2-4	3	0	0	0	1	4
Wyoming*	01-21-17	*	15	1-2	0-0	0-0	0-3-3	1	0	0	1	0	2
Utah State*	01-24-17	*	13	0-2	0-0	0-0	1-0-1	3	0	1	2	0	0
at Nevada*	01-28-17	*	24	1-3	0-0	0-0	0-4-4	3	0	0	0	1	2
at UNLV*	02-01-17	*	34	6-12	0-0	3-3	5-6-11	2	1	2	1	1	15
San Jose State*	02-04-17	*	13	1-3	0-0	0-0	2-0-2	1	1	2	0	1	2
at Air Force*	02-08-17	*	26	3-6	0-0	3-5	4-4-8	3	0	1	2	2	9
Boise State*	02-14-17	*	30	7-8	0-0	0-0	2-4-6	1	1	1	5	1	14
at Fresno State*	02-18-17	*	21	2-2	0-0	0-0	2-6-8	5	1	1	5	0	4
Colorado State*	02-21-17	*	25	5-7	0-0	0-0	1-2-3	1	0	1	1	0	10
at Wyoming*	02-25-17	*	16	2-2	0-0	0-0	1-2-3	2	0	1	2	0	4
San Diego State*	03-04-17												

SEASON HIGHS

Points: 16 vs. CSUN (11-25-16)
FG: 7 vs. Boise State (2-14-17)
FGA: 12 at UNLV (2-1-17)
3FG: N/A
3FGA: N/A
FT: 4 (2x) vs. Abilene Christian (11-30-16)
FTA: 5 (2x) Last time vs. Air Force (2-8-17)
Rebounds: 11 at UNLV (2-1-17)
Assists: 2 vs. CSU (1-14-17)
Blocks: 7 vs. UNLV (1-10-17)
Steals: 2 vs. Air Force (2-8-17)
Minutes Played: 34 at UNLV (2-1-17)

CAREER HIGHS

Points: 16 vs. CSUN (11-25-16)
FG: 7 (2x) Last time vs. Boise State (2-14-17)
FGA: 12 at UNLV (2-1-17)
3FG: N/A
3FGA: N/A
FT: 5 (2x) Last Time vs. Rice (12-19-15)
FTA: 8 vs. Rice (12-19-15)
Rebounds: 14 at Nevada (3-5-16)
Assists: 2 (3x) Last time vs. CSU (1-14-17)
Blocks: 7 vs. UNLV (1-10-17)
Steals: 3 (2x) Last Time vs. Nevada (12-30-15)
Minutes Played: 42 vs. Wyoming (3-7-15)

MISCELLANEOUS STATISTICS

	SEASON	CAREER
Led Team in Scoring		4
Double-Digit Scoring	6	23
10+ Rebounds	1	9
Double-Doubles	1	9
Led Team in Rebounding	4	24
Led Team in Blocks	15	46
Led Team in Steals	2	5

CAREER STATISTICS

			Total		3-Point		F-Throws		Rebounds											Scoring	
Season	gp-gs	min/avg	fg-fga	pct	fg-fga	pct	ft-fa	pct	off	def	tot	avg	pf	fo	ast	to	blk	stl	pts	avg	
2013-14	28-2	176/6.3	14-26	.538	0-0	.000	7-13	.538	13	24	37	1.3	30	1	2	7	5	1	35	1.3	
2014-15	31-31	765/24.7	81-145	.559	0-0	.000	50-77	.649	60	108	168	5.4	80	4	8	43	42	16	212	6.8	
2015-16	32-32	724/22.6	89-139	.640	0-0	.000	34-48	.708	67	115	182	5.7	98	3	11	44	38	7	212	6.6	
2016-17	29-27	551/19.0	72-119	.605	0-0	.000	23-30	.767	38	68	106	3.7	57	2	12	16	40	13	167	5.8	
TOTAL	120-92	2216/18.5	256-429	.597	0-0	.000	114-168	.679	178	315	493	4.1	265	10	33	110	125	37	626	5.2	

The 2016-17 Lobos

14



Dane Kuiper
6'7" - 200 lbs. - Sophomore - Guard/Forward
Wasilla, Alaska (Corona del Sol HS (Ariz.))

NOTEWORTHY :

- Set career-highs of 17 points, field goals attempted (10) and minutes (37) against UNLV on 1-10-17
- Academic All-MW selection
- Rated as the top player in Arizona for the 2015 recruiting class
- Helped guide Tempe Corona del Sol to a pair of state championships
- One of five NCAA Division I players from the 2014-15 Corona del Sol Aztecs

GAME-BY-GAME STATISTICS

Opponent	Date	GS	Min	FG-A	3FG-A	FT-A	O-D-TR	PF	A	TO	B	S	PTS
Idaho State	11-11-16					DNP							
Houston Baptist	11-14-16					DNP							
New Mexico State	11-18-16					DNP							
vs. Virginia Tech	11-24-16	11	0-2	0-1	0-0	0-1-1	1	0	1	1	0	0	
vs. CSUN	11-25-16	2	0-1	0-0	0-0	0-0-0	0	0	0	0	0	0	
vs. Dayton	11-27-16	11	1-2	1-1	0-0	0-2-2	4	2	1	0	1	3	
Abilene Christian	11-30-16 *	16	0-4	0-2	4-4	2-0-2	0	2	1	0	1	4	
at Illinois State	12-03-16	14	3-5	0-1	0-0	0-0-0	0	0	0	0	0	6	
UTEP	12-07-16	6	1-1	1-1	1-2	0-3-3	1	0	1	0	1	4	
at New Mexico S.	12-10-16	23	6-9	3-5	0-0	1-2-3	4	2	2	0	2	15	
Arkansas-Pine Bluff	12-17-16 *	25	5-9	3-6	1-1	1-3-4	1	3	3	1	2	14	
at Arizona	12-20-16 *	19	1-8	1-5	0-0	3-0-3	4	1	0	0	0	3	
Fresno State*	12-28-16 *	22	3-6	2-4	2-2	0-2-2	5	1	0	0	1	10	
at San Diego State*	01-01-17	20	3-5	2-3	0-0	1-7-8	1	3	1	1	2	8	
at Utah State*	01-04-17	19	1-2	1-2	0-0	0-2-2	3	2	1	0	1	3	
Nevada*	01-07-17 *	26	3-5	0-1	2-2	1-0-1	4	0	0	0	0	8	
UNLV*	01-10-17 *	37	6-10	3-5	2-2	0-4-4	1	3	3	0	1	17	
at Colorado State*	01-14-17 *	25	4-4	0-0	2-2	1-1-2	5	2	1	1	0	10	
at Boise State*	01-17-17 *	25	2-3	1-2	0-0	0-0-0	5	1	0	0	1	5	
Wyoming*	01-21-17 *	34	3-7	1-1	1-2	2-3-5	3	5	0	0	2	8	
Utah State*	01-24-17 *	35	4-9	0-3	0-0	0-4-4	2	2	1	0	0	8	
at Nevada*	01-28-17 *	26	1-8	0-6	0-0	0-0-0	3	1	2	0	2	2	
at UNLV*	02-01-17					DNP							
San Jose State*	02-04-17					DNP							
at Air Force*	02-08-17	21	4-7	4-5	0-0	0-2-2	3	0	0	1	0	12	
Boise State*	02-14-17	18	1-4	0-1	0-0	1-4-5	4	0	0	1	0	2	
at Fresno State*	02-18-17	17	0-4	0-3	0-0	0-0-0	1	0	0	1	1	0	
Colorado State*	02-21-17	22	0-2	0-1	2-4	0-2-2	2	1	1	0	2	2	
at Wyoming*	02-25-17 *	29	0-6	0-2	1-2	0-3-3	3	0	0	0	0	1	
San Diego State*	03-04-17												

SEASON HIGHS

Points: 17 vs. UNLV (1-10-17)
FG: 6 (2x) Last time vs. UNLV (1-10-17)
FGA: 10 vs. UNLV (1-10-17)
3FG: 4 vs. Air Force (2-8-17)
3FGA: 6 (2x) Last time at Nevada (1-28-17)
FT: 4 vs. Abilene Christian (11-30-16)
FTA: 4 (2x) Last time vs. CSU (2-21-17)
Rebounds: 8 vs. SDSU (1-1-17)
Assists: 5 vs. Wyoming (1-21-17)
Blocks: 1 (7x) Last time vs. Fresno State (2-18-17)
Steals: 2 (6x) Last time vs. CSU (2-21-17)
Minutes Played: 37 vs. UNLV (1-10-17)

CAREER HIGHS

Points: 17 vs. UNLV (1-10-17)
FG: 6 (2x) Last time vs. UNLV (1-10-17)
FGA: 10 vs. UNLV (1-10-17)
3FG: 4 vs. Air Force (2-8-17)
3FGA: 6 (2x) Last time at Nevada (1-28-17)
FT: 4 vs. Abilene Christian (11-30-16)
FTA: 4 (2x) Last time vs. CSU (2-21-17)
Rebounds: 8 vs. SDSU (1-1-17)
Assists: 5 vs. Wyoming (1-21-17)
Blocks: 2, Twice
Steals: 2 (2x) Last time vs. CSU (2-21-17)
Minutes Played: 37 vs. UNLV (1-10-17)

MISCELLANEOUS STATISTICS

	SEASON	CAREER
Led Team in Scoring	1	1
Double-Digit Scoring	4	5
Led Team in Assists	1	3
Led Team in Blocks	1	2
Led Team in Steals	6	6

CAREER STATISTICS

Season	gp-gs	min/avg	Total fg-fga	pct	3-Point fg-fga	pct	F-Throws ft-fla	pct	Rebounds off	def	tot	avg	pf	fo	ast	to	blk	stl	Scoring pts	avg
2015-16	25-0	207/8.3	12-37	.324	6-18	.333	7-9	.778	3	23	26	1.0	22	1	20	9	8	6	37	1.5
2016-17	24-12	503/21.0	52-123	.423	23-61	.377	18-23	.783	13	45	58	2.4	60	3	31	19	7	20	145	6.0
TOTAL	49-12	710/14.5	64-160	.400	29-79	.367	25-32	.781	16	68	84	1.7	82	4	51	28	15	26	182	3.7

The 2016-17 Lobos



Sam Logwood
6'7" - 210 lbs. - Junior - Guard/Forward
Indianapolis, Ind. (La Lumiere HS)

NOTEWORTHY :

- Had career high 20 points in season opener against Idaho State
- Had first career double-double of 12 pts, 11 reb at Wyoming (2-25-17)
- Career highs of three blocks, four steals at San Diego State last year
- Career highs of seven boards, five assists against Wyoming last year
- Academic All-MW selection in 2015

GAME-BY-GAME STATISTICS

Opponent	Date	GS	Min	FG-A	3FG-A	FTA	O-D-TR	PF	A	TO	B	S	PTS
Idaho State	11-11-16 *	32	7-10	1-2	5-5	1-2-3	2 4 3	0 1 20					
Houston Baptist	11-14-16 *	26	3-5	1-2	2-2	0-6-6	1 2 0	0 1 9					
New Mexico State	11-18-16 *	29	5-7	0-0	2-4	0-4-4	0 4 2	0 0 12					
vs. Virginia Tech	11-24-16 *	24	2-6	0-0	0-1	1-2-3	2 2 1	0 0 4					
vs. CSUN	11-25-16 *	29	5-6	0-0	3-4	0-0-0	3 1 0	1 1 13					
vs. Dayton	11-27-16 *	19	0-3	0-0	3-4	0-2-2	1 1 2	0 0 3					
Abilene Christian	11-30-16				DNP								
at Illinois State	12-03-16 *	21	1-3	1-1	2-2	1-3-4	0 2 2	0 0 5					
UTEP	12-07-16 *	27	4-7	1-2	2-4	1-1-2	0 6 1	0 0 11					
at New Mexico S.	12-10-16 *	11	0-2	0-0	0-0	1-1-2	1 0 2	0 0 0					
Arkansas-Pine Bluff	12-17-16	19	1-4	0-2	3-4	3-3-6	1 2 2	0 4 5					
at Arizona	12-20-16	10	0-2	0-0	0-0	0-0-0	0 1 1	0 1 0					
Fresno State*	12-28-16 *	28	0-4	0-0	1-2	1-5-6	1 0 3	0 1 1					
at San Diego State*	01-01-17 *	17	1-6	0-0	1-2	0-2-2	1 0 2	0 0 3					
at Utah State*	01-04-17 *	23	2-7	0-0	1-2	2-1-3	0 0 0	0 1 5					
Nevada*	01-07-17	29	4-7	1-3	0-2	0-4-4	2 0 0	1 1 9					
UNLV*	01-10-17	5	0-2	0-1	0-0	0-1-1	2 0 0	0 0 0					
at Colorado State*	01-14-17	13	1-3	0-0	2-4	0-1-1	3 0 1	0 0 4					
at Boise State*	01-17-17	22	6-7	1-1	3-3	1-3-4	2 0 1	0 1 16					
Wyoming*	01-21-17	16	1-6	0-1	0-0	0-0-0	0 0 0	0 1 2					
Utah State*	01-24-17	5	0-2	0-0	0-0	0-1-1	1 0 0	0 0 0					
at Nevada*	01-28-17	5	0-1	0-0	0-0	0-0-0	1 0 2	0 1 0					
at UNLV*	02-01-17	27	4-8	0-2	0-1	1-4-5	3 1 1	0 0 8					
San Jose State*	02-04-17 *	38	6-10	2-2	5-7	1-6-7	3 0 1	1 1 19					
at Air Force*	02-08-17 *	35	7-11	1-1	2-2	1-5-6	4 1 0	1 0 17					
Boise State*	02-14-17 *	33	2-9	0-1	2-4	1-5-6	2 2 5	0 1 6					
at Fresno State*	02-18-17 *	35	6-15	0-1	2-4	3-2-5	1 2 6	0 1 14					
Colorado State*	02-21-17 *	29	4-7	1-2	2-2	0-5-5	4 1 1	0 1 11					
at Wyoming*	02-25-17 *	29	4-9	0-1	4-4	1-10-11	2 0 1	0 1 12					
San Diego State*	03-04-17												

SEASON HIGHS

Points: 20 vs. Idaho State (11-11-16)
FG: 7 (2x) Last time vs. Air Force (2-8-17)
FGA: 15 vs. Fresno State (2-18-17)
3FG: 2 vs. SJSU (2-4-17)
3FGA: 2 (6x) Last time vs. CSU (2-21-17)
FT: 5 vs. Idaho State (11-11-16)
FTA: 7 vs. SJSU (2-4-17)
Rebounds: 11 vs. Wyoming (2-25-17)
Assists: 6 vs. UTEP (12-7-16)
Blocks: 1 (3x) Last time vs. SJSU (2-4-17)
Steals: 4 vs. UAPB (12-17-16)
Minutes Played: 38 vs. SJSU (2-4-17)

CAREER HIGHS

Points: 20 vs. Idaho State (11-11-16)
FG: 7 (2x) Last time vs. Air Force (2-8-17)
FGA: 15 vs. Fresno State (2-18-17)
3FG: 2 (7x) Last time vs. SJSU (2-4-17)
3FGA: 6 vs. Air Force (3-11-15)
FT: 5 (3x) Last time vs. SJSU (2-4-17)
FTA: 7 vs. SJSU (2-4-17)
Rebounds: 11 vs. Wyoming (2-25-17)
Assists: 6 vs. UTEP (12-7-16)
Blocks: 3 at San Diego State (2-6-16)
Steals: 4 (2x) Last time vs. UAPB (12-17-16)
Minutes Played: 41 at San Diego State (2-6-16)

MISCELLANEOUS STATISTICS

	SEASON	CAREER
Led Team in Scoring	3	5
Double-Digit Scoring	10	20
Led Team in Rebounding	3	5
Led Team in Steals	2	14
Led Team in Blocks	1	6
Led Team in Assists	2	8
Double-doubles	1	1

CAREER STATISTICS

			Total		3-Point		F-Throws		Rebounds										Scoring	
Season	gp-gs	min/avg	fg-fga	pct	fg-fga	pct	ft-fa	pct	off	def	tot	avg	pf	fo	ast	to	blk	stl	pts	avg
2014-15	28-16	572/20.4	57-145	.393	17-55	.309	40-55	.727	24	52	76	2.7	46	0	31	29	3	9	171	6.1
2015-16	32-32	836/26.1	75-171	.439	17-43	.395	35-60	.583	37	93	130	4.1	78	2	58	49	14	24	202	6.3
2016-17	28-18	636/22.7	76-169	.450	10-25	.400	47-69	.681	20	79	99	3.5	43	0	32	40	4	19	209	7.5
TOTAL	88-66	2044/23.2	208-485	.429	44-123	.358	122-184	.663	81	224	305	3.5	167	2	121	118	21	52	582	6.6

The 2016-17 Lobos



Xavier Adams
6'4" - 205 lbs. - Junior - Guard
Flower Mound, Texas (Edward S. Marcus HS)

NOTEWORTHY:

- Team's leading scorer off the bench last season
- Had a career-high 14 points against Nevada and Air Force last year
- Rated among top 15 players in the state of Texas as a high school senior

GAME-BY-GAME STATISTICS

Opponent	Date	GS	Min	FG-A	3FG-A	FT-A	O-D-TR	PF	A	TO	B	S	PTS
Idaho State	11-11-16	14	2-4	0-0	2-4	2-1-3	1	0	1	0	0	6	
Houston Baptist	11-14-16	13	2-2	0-0	7-10	0-1-1	2	0	0	0	1	11	
New Mexico State	11-18-16	3	0-1	0-1	0-0	0-0-0	0	0	0	0	1	0	
vs. Virginia Tech	11-24-16	11	0-1	0-0	2-2	0-1-1	5	0	1	0	1	2	
vs. CSUN	11-25-16	6	1-2	0-0	4-4	0-3-3	1	0	0	0	0	6	
vs. Dayton	11-27-16	9	0-1	0-0	0-0	0-1-1	2	0	1	0	1	0	
Abilene Christian	11-30-16	20	3-4	0-0	4-5	2-3-5	1	0	2	0	0	10	
at Illinois State	12-03-16	15	1-4	0-1	0-0	0-2-2	4	0	0	0	0	2	
UTEP	12-07-16	15	0-3	0-1	4-4	1-1-2	2	0	0	0	1	4	
at New Mexico S.	12-10-16	10	1-3	0-0	0-0	0-1-1	1	0	0	0	0	2	
Arkansas-Pine Bluff	12-17-16	16	1-2	0-0	2-2	1-5-6	1	1	1	1	3	4	
at Arizona	12-20-16	10	1-3	0-1	0-0	0-2-2	0	0	2	0	0	2	
Fresno State*	12-28-16	12	0-0	0-0	2-2	1-0-1	0	0	1	0	2	2	
at San Diego State*	01-01-17	24	3-4	0-1	2-2	3-2-5	2	1	1	0	2	8	
at Utah State*	01-04-17	8	0-0	0-0	0-0	0-1-1	0	1	2	0	0	0	
Nevada*	01-07-17				DNP								
UNLV*	01-10-17				DNP								
at Colorado State*	01-14-17				DNP								
at Boise State*	01-17-17				DNP								
Wyoming*	01-21-17				DNP								
Utah State*	01-24-17				DNP								
at Nevada*	01-28-17				DNP								
at UNLV*	02-01-17				DNP								
San Jose State*	02-04-17				DNP								
at Air Force*	02-08-17				DNP								
Boise State*	02-14-17				DNP								
at Fresno State*	02-18-17				DNP								
Colorado State*	02-21-17				DNP								
at Wyoming*	02-25-17				DNP								
San Diego State*	03-04-17												

SEASON HIGHS

Points: 11 vs. Houston Baptist (11-14-16)
FG: 3 (2x) Last time vs. SDSU (1-1-17)
FGA: 4 (4x) Last time vs. SDSU (1-1-17)
3FG: N/A
3FGA: 1 (5x) Last time vs. SDSU (1-1-17)
FT: 7 vs. Houston Baptist (11-14-16)
FTA: 10 vs. Houston Baptist (11-14-16)
Rebounds: 6 vs. UAPB (12-17-16)
Assists: 1 (3x) Last time vs. Utah State (1-4-17)
Blocks: 1 vs. UAPB (12-17-16)
Steals: 3 vs. UAPB (12-17-16)
Minutes Played: 24 vs. SDSU (1-1-17)

CAREER HIGHS

Points: 14 (2x) Last Time vs. Air Force (1-27-16)
FG: 5 (3x) Last Time vs. Air Force (1-27-16)
FGA: 8 (3x) Last Time vs. Wyoming (1-16-16)
3FG: 2 vs. Fresno State (12-31-14)
3FGA: 4 vs. ULM (12-13-14)
FT: 7 vs. Houston Baptist (11-14-16)
FTA: 10 vs. Houston Baptist (11-14-16)
Rebounds: 7 (2x) Last Time at Nevada (3-5-16)
Assists: 3 (3x) Last Time vs. Air Force (1-27-16)
Blocks: 2 (2x) Last Time at UNLV (1-12-16)
Steals: 3 (2x) Last time vs. UAPB (12-17-16)
Minutes Played: 27 at Grand Canyon (12-23-14)

MISCELLANEOUS STATISTICS

	SEASON	CAREER
Double-Digit Scoring	1	4
Led Team in Steals	3	10
Led Team in Blocks		6
Led Team in Assists		
Led Team in Rebounding	1	1

CAREER STATISTICS

			Total		3-Point		F-Throws		Rebounds										Scoring	
Season	gp-gs	min/avg	fg-fga	pct	fg-fga	pct	ft-fa	pct	off	def	tot	avg	pf	fo	ast	to	blk	stl	pts	avg
2014-15	30-11	357/11.9	35-78	.449	9-31	.290	19-38	.500	20	37	57	1.9	40	1	18	24	9	9	98	3.3
2015-16	32-3	446/13.9	50-102	.490	4-24	.167	42-63	.667	33	49	82	2.6	88	1	32	34	8	16	146	4.6
2016-17	15-0	186/12.4	15-34	.441	0-5	.000	29-36	.806	10	24	34	2.3	22	1	3	11	1	12	59	3.9
TOTAL	77-14	989/12.8	100-214	.467	13-60	.217	90-137	.657	63	110	173	2.2	150	3	53	69	18	37	303	3.9

The 2016-17 Lobos



Holt Shelley
6-9 - 221 lbs. - Freshman - Forward
Cliff, N.M. (Cliff HS)

NOTEWORTHY :

- One of two walk-ons from the state of New Mexico
- Part of three New Mexico State Basketball Championships ('13,'14,'15)
- Two-time Class A Player of the Year, two-time First Team All-State
- 2016 New Mexico Preps No. 1 recruit
- Played for the Danny Granger Hurricanes summer team

GAME-BY-GAME STATISTICS

Opponent	Date	GS	Min	FG-A	3FG-A	FT-A	O-D-TR	PF	A	TO	B	S	PTS
Idaho State	11-11-16					DNP							
Houston Baptist	11-14-16					DNP							
New Mexico State	11-18-16					DNP							
vs. Virginia Tech	11-24-16					DNP							
vs. CSUN	11-25-16					DNP							
vs. Dayton	11-27-16					DNP							
Abilene Christian	11-30-16					DNP							
at Illinois State	12-03-16					DNP							
UTEP	12-07-16					DNP							
at New Mexico S.	12-10-16					DNP							
Arkansas-Pine Bluff	12-17-16					DNP							
at Arizona	12-20-16					DNP							
Fresno State*	12-28-16					DNP							
at San Diego State*	01-01-17					DNP							
at Utah State*	01-04-17					DNP							
Nevada*	01-07-17					DNP							
UNLV*	01-10-17					DNP							
at Colorado State*	01-14-17					DNP							
at Boise State*	01-17-17					DNP							
Wyoming*	01-21-17					DNP							
Utah State*	01-24-17					DNP							
at Nevada*	01-28-17					DNP							
at UNLV*	02-01-17					DNP							
San Jose State*	02-04-17					DNP							
at Air Force*	02-08-17					DNP							
Boise State*	02-14-17					DNP							
at Fresno State*	02-18-17					DNP							
Colorado State*	02-21-17					DNP							
at Wyoming*	02-25-17					DNP							
San Diego State*	03-04-17												

SEASON HIGHS

Points: N/A
FG: N/A
FGA: N/A
3FG: N/A
3FGA: N/A
FT: N/A
FTA: N/A
Rebounds: N/A
Assists: N/A
Blocks: N/A
Steals: N/A
Minutes Played: N/A

CAREER HIGHS

Points: N/A
FG: N/A
FGA: N/A
3FG: N/A
3FGA: N/A
FT: N/A
FTA: N/A
Rebounds: N/A
Assists: N/A
Blocks: N/A
Steals: N/A
Minutes Played: N/A

MISCELLANEOUS STATISTICS

CAREER STATISTICS

The 2016-17 Lobos



Joe Furstinger
6'9" - 210 lbs. - Junior - Forward
Rancho Santa Margarita, Calif. (Santa Margarita HS)

NOTEWORTHY :

- Scored career-high nine points and had career-high 11 rebounds against Illinois State on 12-3-16
- Had a career-high three field goals made in CSUN win on 11-25-16
- Led all UNM bigs in assists by a wide margin last season
- Played at the same high school as the Warrior's Klay Thompson

GAME-BY-GAME STATISTICS

Opponent	Date	GS	Min	FG-A	3FG-A	FT-A	O-D-TR	PF	A	TO	B	S	PTS
Idaho State	11-11-16					DNP							
Houston Baptist	11-14-16					DNP							
New Mexico State	11-18-16	12	2-2	0-0	3-5	2-1-3	2	0	0	0	0	7	
vs. Virginia Tech	11-24-16	2	0-0	0-0	0-0	0-0-0	1	0	0	0	0	0	
vs. CSUN	11-25-16	8	3-3	0-0	0-0	1-0-1	2	0	0	0	0	6	
vs. Dayton	11-27-16	19	1-1	0-0	0-0	0-1-1	3	1	0	1	0	2	
Abilene Christian	11-30-16	13	2-2	0-0	0-0	0-4-4	0	4	0	1	0	4	
at Illinois State	12-03-16*	28	3-4	0-0	3-5	4-7-11	2	0	2	2	1	9	
UTEP	12-07-16*	25	2-4	0-0	2-2	0-3-3	3	0	2	1	1	6	
at New Mexico S.	12-10-16	7	0-1	0-0	0-0	1-0-1	5	0	1	0	0	0	
Arkansas-Pine Bluff	12-17-16*	20	0-2	0-0	5-6	1-3-4	2	1	1	4	1	5	
at Arizona	12-20-16*	12	0-3	0-0	0-0	4-4-8	4	0	2	2	1	0	
Fresno State*	12-28-16					DNP							
at San Diego State*	01-01-17					DNP							
at Utah State*	01-04-17	11	0-1	0-0	1-2	1-1-2	4	0	0	0	0	1	
Nevada*	01-07-17	9	0-0	0-0	2-2	0-0-0	4	1	0	0	0	2	
UNLV*	01-10-17	20	2-4	0-0	2-3	2-1-3	1	0	1	1	0	6	
at Colorado State*	01-14-17	21	3-6	0-0	1-1	3-2-5	3	1	1	2	0	7	
at Boise State*	01-17-17	9	0-1	0-0	0-0	0-2-2	2	0	0	0	0	0	
Wyoming*	01-21-17	10	0-2	0-0	0-0	2-1-3	2	1	2	1	2	0	
Utah State*	01-24-17	21	0-2	0-0	0-0	1-4-5	0	2	0	1	0	0	
at Nevada*	01-28-17	9	2-2	0-0	1-2	2-2-4	2	2	0	0	0	5	
at UNLV*	02-01-17*	13	1-2	0-0	1-3	2-1-3	3	1	2	1	0	3	
San Jose State*	02-04-17	18	3-4	0-0	1-2	0-1-1	0	0	2	0	0	7	
at Air Force*	02-08-17	12	0-1	0-0	5-6	4-3-7	2	0	0	1	1	5	
Boise State*	02-14-17	13	1-2	0-0	2-2	0-2-2	3	0	1	2	1	4	
at Fresno State*	02-18-17	14	3-4	0-0	2-2	1-0-1	4	1	1	0	1	8	
Colorado State*	02-21-17	5	0-0	0-0	0-0	0-0-0	4	0	0	0	0	0	
at Wyoming*	02-25-17	9	0-0	0-0	0-0	1-1-2	0	0	1	0	0	0	
San Diego State*	03-04-17												

SEASON HIGHS

Points: 9 vs. Illinois State (12-3-16)
FG: 3 (5x) Last time vs. Fresno State (2-18-17)
FGA: 4 (5x) Last time vs. Fresno State (2-18-17)
3FG: N/A
3FGA: N/A
FT: 5 (2x) Last time vs. Air Force (2-8-17)
FTA: 6 (2x) Last time vs. Air Force (2-8-17)
Rebounds: 11 vs. Illinois State (12-3-16)
Assists: 4 vs. Abilene Christian (11-30-16)
Blocks: 4 vs. UAPB (12-17-16)
Steals: 2 vs. Wyoming (1-21-17)
Minutes Played: 28 vs. Illinois State (12-3-16)

CAREER HIGHS

Points: 9 vs. Illinois State (12-3-16)
FG: 3 (5x) Last time vs. Fresno State (2-18-17)
FGA: 6 (2x) Last Time at San Jose State (1-23-16)
3FG: 1 vs. New Mexico State (12-3-14)
3FGA: 2 at Valparaiso (12-6-14)
FT: 5 (2x) Last time vs. Air Force (2-8-17)
FTA: 6 (2x) Last time vs. Air Force (2-8-17)
Rebounds: 11 vs. Illinois State (12-3-16)
Assists: 4 vs. Abilene Christian (11-30-16)
Blocks: 4 (2x) Last time vs. UAPB (12-17-16)
Steals: 2 (4x) Last time vs. Wyoming (1-21-17)
Minutes Played: 28 vs. Illinois State (12-3-16)

MISCELLANEOUS STATISTICS

	SEASON	CAREER
Led Team in Rebounding	2	3
Led Team in Assists	1	2
Led Team in Blocks	9	17
Led Team in Steals	2	6

CAREER STATISTICS

Season	gp-gs	min/avg	Total fg-fga pct	3-Point fg-fga pct	F-Throws ft-fta pct	Rebounds off def tot avg	pf	fo	ast	to	blk	stl	Scoring pts avg
2014-15	29-0	360/12.4	24-67 .358	1-10 .100	20-35 .571	20 37 57 2.0	53	1	22	16	15	4	69 2.4
2015-16	29-0	334/11.5	14-43 .326	0-1 .000	18-29 .621	15 41 56 1.9	55	0	13	16	19	15	46 1.6
2016-17	25-5	340/13.6	28-53 .528	0-0 .000	31-43 .721	32 44 76 3.0	59	1	15	19	20	9	87 3.5
TOTAL	83-5	1034/12.5	66-163 .405	1-11 .091	69-107 .645	67 122 189 2.3	167	2	50	51	54	28	202 2.4

NEW MEXICO MEN'S BASKETBALL
WWW.GOLOBOS.COM

The 2016-17 Lobos



24 Damien Jefferson
6'5" -190 lbs. - Freshman - Guard/Forward
East Chicago, Ind. (East Chicago Central HS)

NOTEWORTHY :

- Picked up a season-high 14 points against Boise State on 2-14-17
- Led high school team to sectional championship as a senior
- Finished with 31 points and 10 rebounds in sectional championship
- Rated top 150 player in his class nationally by Rivals.com
- Father Everette "Highway" Jefferson played at UNM from 1979-80

GAME-BY-GAME STATISTICS

Opponent	Date	GS	Min	FG-A	3FG-A	FT-A	O-D-TR	PF	A	TO	B	S	PTS
Idaho State	11-11-16	8	1-5	0-3	0-1	0-0-0	0	1	0	0	0	2	
Houston Baptist	11-14-16	11	2-5	0-1	1-2	0-2-2	1	3	0	1	0	5	
New Mexico State	11-18-16	13	3-6	0-1	1-5	1-1-2	4	0	1	0	4	7	
vs. Virginia Tech	11-24-16	10	1-2	0-1	2-2	0-0-0	2	1	1	0	0	4	
vs. CSUN	11-25-16	12	1-5	0-1	0-0	1-4-5	1	3	3	0	0	2	
vs. Dayton	11-27-16	12	4-5	1-1	0-1	0-6-6	2	0	2	0	0	9	
Abilene Christian	11-30-16	18	1-5	0-2	1-2	0-2-2	1	2	1	0	0	3	
at Illinois State	12-03-16	17	4-6	0-1	4-4	1-3-4	2	0	4	0	0	12	
UTEP	12-07-16	8	0-2	0-0	0-0	0-0-0	1	0	2	0	0	0	
at New Mexico S.	12-10-16	15	3-5	0-1	3-4	0-1-1	1	0	0	0	0	9	
Arkansas-Pine Bluff	12-17-16				DNP								
at Arizona	12-20-16	9	1-4	0-1	0-0	0-0-0	2	1	1	0	1	2	
Fresno State*	12-28-16				DNP								
at San Diego State*	01-01-17	7	1-4	0-1	2-4	2-1-3	0	0	1	0	0	4	
at Utah State*	01-04-17	25	2-5	0-1	1-1	0-1-1	2	3	1	1	0	5	
Nevada*	01-07-17	23	5-8	1-1	0-2	0-3-3	3	2	1	0	0	11	
UNLV*	01-10-17	4	1-3	0-1	0-0	0-1-1	0	0	0	0	1	2	
at Colorado State*	01-14-17	13	3-4	1-1	3-4	0-1-1	2	0	0	0	0	10	
at Boise State*	01-17-17	8	2-2	0-0	0-0	0-2-2	3	1	2	0	0	4	
Wyoming*	01-21-17	10	3-4	1-1	0-2	0-1-1	0	0	1	0	0	7	
Utah State*	01-24-17	10	3-3	0-0	0-0	0-2-2	2	0	1	0	0	6	
at Nevada*	01-28-17	3	0-2	0-1	0-0	2-0-2	0	1	0	0	0	0	
at UNLV*	02-01-17*	36	6-11	1-2	0-1	4-5-9	4	4	2	0	2	13	
San Jose State*	02-04-17*	25	1-8	0-5	0-1	0-3-3	4	2	4	0	0	2	
at Air Force*	02-08-17*	17	0-3	0-2	0-1	0-0-0	0	2	0	0	0	0	
Boise State*	02-14-17*	27	5-6	2-3	2-3	1-4-5	1	2	1	0	0	14	
at Fresno State*	02-18-17*	22	3-5	2-4	2-2	0-4-4	3	1	0	0	1	10	
Colorado State*	02-21-17*	25	1-7	0-2	1-4	0-3-3	3	0	1	0	0	3	
at Wyoming*	02-25-17	20	2-9	0-3	0-0	0-2-2	0	0	1	1	1	4	
San Diego State*	03-04-17												

SEASON HIGHS

Points: 14 vs. Boise State (2-14-17)
FG: 6 at UNLV (2-1-17)
FGA: 11 at UNLV (2-1-17)
3FG: 2 (2x) Last time vs. Fresno State (2-18-17)
3FGA: 5 vs. SJSU (2-4-17)
FT: 4 vs. Illinois State (12-3-16)
FTA: 5 vs. NMSU (11-18-16)
Rebounds: 9 at UNLV (2-1-17)
Assists: 4 at UNLV (2-1-17)
Blocks: 1 (3x) Last time vs. Wyoming (2-25-17)
Steals: 4 vs. NMSU (11-18-16)
Minutes Played: 36 at UNLV (2-1-17)

CAREER HIGHS

Points: 14 vs. Boise State (2-14-17)
FG: 6 at UNLV (2-1-17)
FGA: 11 at UNLV (2-1-17)
3FG: 2 (2x) Last time vs. Fresno State (2-18-17)
3FGA: 5 vs. SJSU (2-4-17)
FT: 4 vs. Illinois State (12-3-16)
FTA: 5 vs. NMSU (11-18-16)
Rebounds: 9 at UNLV (2-1-17)
Assists: 4 at UNLV (2-1-17)
Blocks: 1 (3x) Last time vs. Wyoming (2-25-17)
Steals: 4 vs. NMSU (11-18-16)
Minutes Played: 36 at UNLV (2-1-17)

MISCELLANEOUS STATISTICS

	SEASON	CAREER
Lead Team in Blocks	2	2
Lead Team in Steals	3	3
Lead Team in Rebounds	1	1
Double-Digit Scoring	6	6
Lead Team in Assists	1	1

CAREER STATISTICS

Season	gp-gs	min/avg	Total fg-fga pct	3-Point fg-fga pct	F-Throws ft-fga pct	Rebounds off def tot avg	pf fo ast to blk stl	Scoring pts avg
2016-17	27-6	408/15.1	59-134 .440	9-41 .220	23-46 .500	12 52 64 2.4	44 0 29 31 3 10	150 5.6
TOTAL	27-6	408/15.1	59-134 .440	9-41 .220	23-46 .500	12 52 64 2.4	44 0 29 31 3 10	150 5.6

The 2016-17 Lobos



Adam Cumber
6'2" - 185 lbs. - RS-Sophomore - Guard
Albuquerque, N.M. (Sandia HS)

NOTEWORTHY :

- Took first shot attempt last season against Air Force
- Had decorated prep career at Sandia High School
- 5A Second Team All-State selection for the Matadors as a senior
- Led the state of New Mexico in assists as a senior
- One of two walk-ons from state of New Mexico

GAME-BY-GAME STATISTICS

Opponent	Date	GS	Min	FG-A	3FG-A	FT-A	O-D-TR	PF	A	TO	B	S	PTS
Idaho State	11-11-16					DNP							
Houston Baptist	11-14-16					DNP							
New Mexico State	11-18-16					DNP							
vs. Virginia Tech	11-24-16					DNP							
vs. CSUN	11-25-16					DNP							
vs. CSUN	11-27-16					DNP							
Abilene Christian	11-30-16					DNP							
at Illinois State	12-03-16					DNP							
UTEP	12-07-16					DNP							
at New Mexico S.	12-10-16					DNP							
Arkansas-Pine Bluff	12-17-16	2		0-0	0-0	0-0	0-0-0	0	0	0	0	0	0
at Arizona	12-20-16					DNP							
Fresno State*	12-28-16					DNP							
at San Diego State*	01-01-17					DNP							
at Utah State*	01-04-17					DNP							
Nevada*	01-07-17					DNP							
UNLV*	01-10-17					DNP							
at Colorado State*	01-14-17					DNP							
at Boise State*	01-17-17					DNP							
Wyoming*	01-21-17					DNP							
Utah State*	01-24-17					DNP							
at Nevada*	01-28-17					DNP							
at UNLV*	02-01-17					DNP							
San Jose State*	02-04-17					DNP							
at Air Force*	02-08-17					DNP							
Boise State*	02-14-17					DNP							
at Fresno State*	02-18-17					DNP							
Colorado State*	02-21-17					DNP							
at Wyoming*	02-25-17					DNP							
San Diego State*	03-04-17												

SEASON HIGHS

Points: N/A
FG: N/A
FGA: N/A
3FG: N/A
3FGA: N/A
FT: N/A
FTA: N/A
Rebounds: N/A
Assists: N/A
Blocks: N/A
Steals: N/A
Minutes Played: 2 vs. UAPB (12-17-16)

CAREER HIGHS

Points:
FG:
FGA: 1 vs. Air Force (1-27-16)
3FG:
3FGA: 1 vs. Air Force (1-27-16)
FT:
FTA:
Rebounds:
Assists:
Blocks:
Steals:
Minutes Played: 2 vs. UAPB (12-17-16)

MISCELLANEOUS STATISTICS

CAREER STATISTICS

Season	gp-gs	min/avg	Total		3-Point		F-Throws		Rebounds				Scoring					
			fg-fga	pct	fg-fga	pct	ft-fga	pct	off	def	tot	avg	pf	fo	ast	to	blk	stl
2015-16	2-0	2/1.0	0-1	.000	0-1	.000	0-0	.000	0	0	0	0.0	0	0	0	0	0	0
2016-17	1-0	2/2.0	0-0	.000	0-0	.000	0-0	.000	0	0	0	0.0	0	0	0	0	0	0
TOTAL	3-0	4/1.3	0-1	.000	0-1	.000	0-0	.000	0	0	0	0.0	0	0	0	0	0	0

The 2016-17 Lobos



Anthony Mathis
6'3" - 170 lbs. - Sophomore - Guard
West Linn, Ore. (West Linn HS)

NOTEWORTHY :

- Scored 16 points in 15 minutes, both career bests, against Air Force last season
- Part of back-to-back-to-back 6A Oregon state championships
- 6A Second Team All-State as a senior
- First Team All-State selection as a junior

GAME-BY-GAME STATISTICS

Opponent	Date	GS	Min	FG-A	3FG-A	FT-A	O-D-TR	PF	A	TO	B	S	PTS
Idaho State	11-11-16	4	1-2	1-2	3-3	0-0-0	1	0	0	0	0	0	6
Houston Baptist	11-14-16	1	0-0	0-0	0-0	0-0-0	0	0	1	0	0	0	0
New Mexico State	11-18-16					DNP							
vs. Virginia Tech	11-24-16					DNP							
vs. CSUN	11-25-16					DNP							
vs. Dayton	11-27-16					DNP							
Abilene Christian	11-30-16	3	0-1	0-1	0-0	0-0-0	0	0	0	0	0	0	0
at Illinois State	12-03-16					DNP							
UTEP	12-07-16	4	0-0	0-0	0-0	0-1-1	0	0	0	0	0	0	0
at New Mexico S.	12-10-16					DNP							
Arkansas-Pine Bluff	12-17-16	4	0-2	0-2	0-0	0-2-2	0	0	1	0	0	0	0
at Arizona	12-20-16					DNP							
Fresno State*	12-28-16					DNP							
at San Diego State*	01-01-17					DNP							
at Utah State*	01-04-17	7	0-1	0-1	0-0	0-1-1	0	1	0	0	0	0	0
Nevada*	01-07-17	7	2-5	1-3	0-0	0-1-1	0	4	0	0	0	0	5
UNLV*	01-10-17	11	1-4	0-2	0-0	0-2-2	3	3	0	0	2	2	2
at Colorado State*	01-14-17					DNP							
at Boise State*	01-17-17					DNP							
Wyoming*	01-21-17					DNP							
Utah State*	01-24-17					DNP							
at Nevada*	01-28-17					DNP							
at UNLV*	02-01-17					DNP							
San Jose State*	02-04-17					DNP							
at Air Force*	02-08-17	7	1-3	1-3	0-0	1-0-1	0	0	0	0	0	3	3
Boise State*	02-14-17					DNP							
at Fresno State*	02-18-17					DNP							
Colorado State*	02-21-17					DNP							
at Wyoming*	02-25-17	16	5-7	3-5	0-0	0-2-2	0	0	0	0	0	13	13
San Diego State*	03-04-17												

SEASON HIGHS

Points: 13 vs. Wyoming (2-25-17)
FG: 5 vs. Wyoming (2-25-17)
FGA: 7 vs. Wyoming (2-25-17)
3FG: 3 vs. Wyoming (2-25-17)
3FGA: 5 vs. Wyoming (2-25-17)
FT: 1 vs. Idaho State (11-11-16)
FTA: 1 vs. Idaho State (11-11-16)
Rebounds: 2 (3x) Last time vs. Wyoming (2-25-17)
Assists: 4 vs. Nevada (1-7-17)
Blocks: N/A
Steals: 2 vs. UNLV (1-10-17)
Minutes Played: 16 vs. Wyoming (2-25-17)

CAREER HIGHS

Points: 16 vs. Air Force (1-27-16)
FG: 5 vs. Wyoming (2-25-17)
FGA: 7 (2x) Last time vs. Wyoming (2-25-17)
3FG: 3 (2x) Last time vs. Wyoming (2-25-17)
3FGA: 5 vs. WYoming (2-25-17)
FT: 5 vs. Air Force (1-27-16)
FTA: 5 vs. Air Force (1-27-16)
Rebounds: 2, (4x) Last time vs. Wyoming (2-25-17)
Assists: 4 vs. Nevada (1-7-17)
Blocks:
Steals: 2 vs. UNLV (1-10-17)
Minutes Played: 16 vs. WYoming (2-25-17)

MISCELLANEOUS STATISTICS

	SEASON	CAREER
Double Digit Scoring	1	2
Led Team in Steals	1	3
Led Team in Assistats	1	1

CAREER STATISTICS

Season	gp-gs	min/avg	Total fg-fga pct	3-Point fg-fga pct	F-Throws ft-fa pct	Rebounds off def tot avg	pf fo ast to blk stl	Scoring pts avg
2015-16	25-0	164/6.6	17-44 .386	12-34 .353	11-12 .917	2 11 13 0.5	25 0 9 12 0 7	57 2.3
2016-17	10-0	64/6.4	10-25 .400	6-19 .316	3-3 1.000	1 9 10 1.0	4 0 8 2 0 2	29 2.9
TOTAL	35-0	228/6.5	27-69 .391	18-53 .340	14-15 .933	3 20 23 0.7	29 0 17 14 0 9	86 2.5

The 2016-17 Lobos

32



Tim Williams
6'8" - 240 lbs. - RS-Senior - Forward
Flossmoor, Ill. (Samford)

NOTEWORTHY:

- Wooden Legacy Classic All-Tournament Team Honoree
- Had three double-doubles in first six games
- Scored career-high 31 points in 95-79 win over Houston Baptist (11-14-16)
- Named to Preseason All-Mountain West Team
- 1,914 career points scored between UNM and Samford, ranked 8th among active Division I players
- 2016-17 NABC All-State Good Works Team Honoree

GAME-BY-GAME STATISTICS

SEASON HIGHS

Opponent	Date	GS	Min	FG-A	3FG-A	FT-A	O-D-TR	PF	A	TO	B	S	PTS
Idaho State	11-11-16	*	31	7-11	0-0	4-7	5-6-11	2	0	1	0	1	18
Houston Baptist	11-14-16	*	33	10-11	0-0	11-12	2-9-11	1	1	3	0	0	31
New Mexico State	11-18-16	*	35	5-11	0-0	10-13	1-3-4	1	0	2	0	0	20
vs. Virginia Tech	11-24-16	*	37	8-13	0-1	3-4	6-5-11	1	1	1	2	0	19
vs. CSUN	11-25-16	*	36	7-12	0-0	7-7	2-4-6	2	2	2	2	1	21
vs. Dayton	11-27-16	*	38	7-13	0-0	2-3	0-5-5	1	2	3	1	1	16
Abilene Christian	11-30-16	*	16	3-4	0-0	2-3	0-0-0	2	1	2	0	1	8
at Illinois State	12-03-16					DNP							
UTEP	12-07-16					DNP							
at New Mexico S.	12-10-16	*	33	6-9	0-0	3-5	4-4-8	3	0	3	0	1	15
Arkansas-Pine Bluff	12-17-16	*	20	7-10	0-0	5-5	0-4-4	4	1	1	0	0	19
at Arizona	12-20-16	*	36	7-16	0-0	0-2	3-5-8	2	2	1	0	0	14
Fresno State*	12-28-16	*	33	7-15	0-1	4-6	2-5-7	0	4	0	0	2	18
at San Diego State*	01-01-17	*	37	3-9	0-0	6-7	2-7-9	3	4	4	1	0	12
at Utah State*	01-04-17	*	35	13-18	0-1	4-5	2-5-7	3	1	3	0	0	30
Nevada*	01-07-17	*	41	10-16	0-0	6-10	2-6-8	3	2	1	5	0	26
UNLV*	01-10-17	*	39	5-8	0-0	1-2	0-7-7	2	1	2	0	0	11
at Colorado State*	01-14-17	*	34	7-13	0-0	1-3	2-7-9	3	1	4	1	1	15
at Boise State*	01-17-17	*	38	8-16	1-1	2-2	1-2-3	1	1	3	0	3	19
Wyoming*	01-21-17	*	37	6-14	0-1	2-5	3-8-11	0	2	2	1	0	14
Utah State*	01-24-17	*	30	6-11	0-0	1-1	1-4-5	4	2	0	0	0	13
at Nevada*	01-28-17	*	36	8-12	0-0	2-4	2-4-6	2	3	0	0	0	18
at UNLV*	02-01-17					DNP							
San Jose State*	02-04-17					DNP							
at Air Force*	02-08-17					DNP							
Boise State*	02-14-17					DNP							
at Fresno State*	02-18-17					DNP							
Colorado State*	02-21-17					DNP							
at Wyoming*	02-25-17					DNP							
San Diego State*	03-04-17												

Points: 31 vs. Houston Baptist (11-14-16)

FG: 13 vs. Utah State (1-4-17)

FGA: 18 vs. Utah State (1-4-17)

3FG: 1 vs. Boise State (1-17-17)

3FGA: 1 (5x) Last time vs. Wyoming (1-21-17)

FT: 11 vs. Houston Baptist (11-14-16)

FTA: 13 vs. NMSU (11-18-16)

Rebounds: 11 (4x) Last time vs. Wyoming (1-21-17)

Assists: 4 (2x) Last time vs. SDSU (1-1-17)

Blocks: 5 vs. Nevada (1-7-17)

Steals: 3 vs. Boise State (1-17-17)

Minutes Played: 41 vs. Nevada (1-7-17)

CAREER HIGHS

Points: 31 vs. Houston Baptist (11-14-16)

FG: 13 vs. Utah State (1-4-17)

FGA: 21 at USC (11-21-15)

3FG: 1 vs. Boise State (1-17-17)

3FGA: 1 (5x) Last time vs. Wyoming (1-21-17)

FT: 11 vs. Houston Baptist (11-14-16)

FTA: 13 (2x) Last time vs. NMSU (11-18-16)

Rebounds: 15 at USC (11-21-15)

Assists: 4 (3x) Last time vs. SDSU (1-1-17)

Blocks: 5 vs. Nevada (1-7-17)

Steals: 3 vs. Boise State (1-17-17)

Minutes Played: 43 at San Diego State (2-6-16)

MISCELLANEOUS STATISTICS

	SEASON	CAREER
30+ Points	2	2
20+ Points	3	13
Double-Digit Scoring	19	48
10+ Rebounds	4	10
Double-Doubles	4	10
Led Team in Blocks	5	21
Led Team in Scoring	10	18
Led Team in Rebounds	13	31
Led Team in Assists	2	3
Led Team in Steals	3	3

SAMFORD/UNM CAREER STATISTICS

Season	gp-gs	min/avg	Total fg-fga	pct	3-Point fg-fga	pct	F-Throws ft-fa	pct	Rebounds off	def	tot	avg	pf	fo	ast	to	blk	stl	Scoring pts	avg
2012-13	32-30	1120/35.0	178-327	.544	0-0	.000	98-144	.681	58	170	228	7.1	67	1	25	48	35	47	454	14.2
2013-14	32-32	1057/33.0	217-360	.603	1-2	.500	129-172	.750	64	171	235	7.3	75	0	24	59	45	43	564	17.6
TOTAL	64-62	2177/34.0	395-687	.575	1-2	.500	227-316	.718	122	341	463	7.2	142	1	49	107	80	90	1018	15.9

Season	gp-gs	min/avg	Total fg-fga	pct	3-Point fg-fga	pct	F-Throws ft-fa	pct	Rebounds off	def	tot	avg	pf	fo	ast	to	blk	stl	Scoring pts	avg
2015-16	32-32	1078/33.7	215-356	.604	0-0	.000	109-163	.669	65	172	237	7.4	67	1	33	48	39	19	539	16.8
2016-17	20-20	675/33.8	140-242	.579	1-5	.200	76-106	.717	40	100	140	7.0	40	0	31	38	13	11	357	17.9
TOTAL	52-52	1753/33.7	355-598	.594	1-5	.200	185-269	.688	105	272	377	7.3	107	1	64	86	52	30	896	17.2

The 2016-17 Lobos



55

Connor MacDougall
6'9" - 235 lbs. - RS-Sophomore - Forward
Tempe, Ariz. (South Mountain CC)

NOTEWORTHY :

- Scored Career-high 17 points against Wyoming (2-25-17)
- NJCAA All-American at South Mountain CC
- Helped South Mountain finish eighth among 16 teams at NJCAA National Tournament
- Played six games for Arizona State in 2014-15
- Ranked by Fox Sports Next as the 12th best center in 2014 recruiting class

GAME-BY-GAME STATISTICS

SEASON HIGHS

Opponent	Date	GS	Min	FG-A	3FG-A	FT-A	O-D-TR	PF	A	TO	B	S	PTS
Idaho State	11-11-16	15	2-4	0-0	1-3	5-1-6	3	0	4	1	0	5	
Houston Baptist	11-14-16	17	2-3	0-0	0-0	0-1-1	4	0	1	0	0	4	
New Mexico State	11-18-16	7	1-2	0-0	1-2	2-0-2	5	0	1	0	0	3	
vs. Virginia Tech	11-24-16	15	2-5	0-0	1-2	0-2-2	3	0	1	0	0	5	
vs. CSUN	11-25-16	10	2-3	0-0	1-1	0-0-0	4	0	0	0	0	5	
vs. Dayton	11-27-16	9	0-2	0-0	0-0	1-0-1	0	0	0	0	0	0	
Abilene Christian	11-30-16	14	3-5	0-0	2-2	0-1-1	2	1	1	0	0	8	
at Illinois State	12-03-16	15	2-3	0-0	0-0	2-0-2	0	0	0	0	0	4	
UTEP	12-07-16	16	2-3	0-0	5-7	1-3-4	3	0	0	1	0	9	
at New Mexico S.	12-10-16	12	1-4	0-0	0-0	0-0-0	2	0	1	1	0	2	
Arkansas-Pine Bluff	12-17-16	14	0-1	0-0	10-10	4-2-6	1	0	3	0	0	10	
at Arizona	12-20-16	12	0-3	0-0	0-0	0-3-3	5	0	1	0	0	0	
Fresno State*	12-28-16	10	1-1	0-0	1-2	0-1-1	1	0	0	0	0	3	
at San Diego State*	01-01-17	8	1-4	0-0	0-0	1-2-3	1	0	2	0	0	2	
at Utah State*	01-04-17	4	0-0	0-0	2-2	0-2-2	0	0	0	0	0	2	
Nevada*	01-07-17	2	0-0	0-0	0-0	0-0-0	0	0	0	0	0	0	
UNLV*	01-10-17				DNP								
at Colorado State*	01-14-17				DNP								
at Boise State*	01-17-17				DNP								
Wyoming*	01-21-17				DNP								
Utah State*	01-24-17	10	2-4	0-0	6-6	1-1-2	3	0	0	2	0	10	
at Nevada*	01-28-17	11	1-1	0-0	4-4	1-2-3	2	0	1	0	1	6	
at UNLV*	02-01-17	6	1-1	0-0	0-0	0-0-0	1	0	0	0	0	2	
San Jose State*	02-04-17	11	2-4	0-0	0-0	1-0-1	5	0	0	0	0	4	
at Air Force*	02-08-17	2	0-1	0-0	0-0	0-0-0	0	1	0	0	0	0	
Boise State*	02-14-17	2	0-1	0-0	0-0	0-1-1	1	0	2	0	0	0	
at Fresno State*	02-18-17	9	1-3	0-0	0-0	0-1-1	4	0	1	0	0	2	
Colorado State*	02-21-17	13	1-2	0-0	0-0	2-1-3	1	0	0	0	0	2	
at Wyoming*	02-25-17	15	4-6	0-0	9-12	4-2-6	2	0	0	1	0	17	
San Diego State*	03-04-17												

Points: 17 vs. Wyoming (2-25-17)

FG: 4 vs. Wyoming (2-25-17)

FGA: 6 vs. Wyoming (2-25-17)

3FG: N/A

3FGA: N/A

FT: 10 vs. UAPB (12-17-16)

FTA: 12 vs. Wyoming (2-25-17)

Rebounds: 6 (3x) Last time vs. Wyoming (2-25-17)

Assists: 1 vs. Abilene Christian (11-30-16)

Blocks: 2 vs. Utah State (1-24-17)

Steals: N/A

Minutes Played: 17 vs. Houston Baptist (11-14-16)

CAREER HIGHS

Points: 17 vs. Wyoming (2-25-17)

FG: 4 vs. Wyoming (2-25-17)

FGA: 6 vs. Wyoming (2-25-17)

3FG: N/A

3FGA: N/A

FT: 10 vs. UAPB (12-17-16)

FTA: 12 vs. Wyoming (2-25-17)

Rebounds: 6 (3x) Last time vs. Wyoming (2-25-17)

Assists: 1 vs. Abilene Christian (11-30-16)

Blocks: 2 vs. Utah State (1-24-17)

Steals: N/A

Minutes Played: 17 vs. Houston Baptist (11-14-16)

MISCELLANEOUS STATISTICS

	SEASON	CAREER
Led Team in Blocks	3	3
Led Team in Scoring	1	1
Double-Digit Scoring	3	3
Led Team in Rebounds	1	1

CAREER STATISTICS

Season	gp-gs	min/avg	Total fg-fga pct	3-Point fg-fga pct	F-Throws ft-fta pct	Rebounds off def tot avg	pf fo ast to blk stl	Scoring pts avg
2016-17	25-0	259/10.4	31-66 .470	0-0 .000	43-53 .811	25 26 51 2.0	53 3 2 19 6 1	105 4.2
TOTAL	25-0	259/10.4	31-66 .470	0-0 .000	43-53 .811	25 26 51 2.0	53 3 2 19 6 1	105 4.2

2016-17 Box Scores

Official Basketball Box Score -- Game Totals -- Final Statistics Idaho State vs New Mexico 11/11/16 8 p.m. MST at WisePies Arena - The Pit

Idaho State 70 • 0-1

#	Player	Total		3-Ptr		Rebounds			PF	TP	A	TO	Blk	Stl	Min
		FG-FGA	FG-FGA	FT-FTA	FT-FTA	Off	Def	Tot							
05	JONES, Robert	f	5-6	3-4	0-0	1	2	3	4	13	2	0	0	2	21
13	TOPALOVIC, Novak	c	5-9	0-0	2-2	2	7	9	4	12	1	2	0	0	30
01	LUZCANO, Geno	g	4-7	0-1	0-0	1	1	2	4	8	1	5	0	2	28
03	TELFAIR, Edhan	g	9-23	3-7	4-7	3	9	12	4	25	10	6	0	6	40
25	CHIVICHYAN, Gary	g	0-1	0-1	0-0	0	0	0	2	0	1	0	0	0	9
11	NAKKEN, Erik	g	0-1	0-1	0-0	0	0	0	3	0	1	0	0	0	11
22	WILKINSON, Clark	g	0-0	0-0	1-2	2	0	2	1	1	0	1	0	0	3
24	LENNOX, Stephen	g	1-3	0-2	0-0	0	0	0	3	2	1	2	0	0	27
32	MOCAN, Balint	g	3-7	3-6	0-0	1	0	1	4	9	2	0	0	0	31
Team						0	0	0							
Totals			27-57	9-22	7-11	10	19	29	29	70	17	20	0	10	200

FG % 1st Half: 13-26 50.0% 2nd half: 14-31 45.2% Game: 27-57 47.4% Deadball Rebounds 1,2
3FG % 1st Half: 6-12 50.0% 2nd half: 3-10 30.0% Game: 9-22 40.9%
FT % 1st Half: 6-8 75.0% 2nd half: 1-3 33.3% Game: 7-11 63.6%

New Mexico 81 • 1-0

#	Player	Total		3-Ptr		Rebounds			PF	TP	A	TO	Blk	Stl	Min
		FG-FGA	FG-FGA	FT-FTA	FT-FTA	Off	Def	Tot							
20	LOGWOOD, Sam	f	7-10	1-2	5-5	1	2	3	2	20	4	3	0	1	32
32	WILLIAMS, Tim	f	7-11	0-0	4-7	5	6	11	2	18	0	1	0	1	31
11	AGET, Obij	c	2-3	0-0	0-0	0	3	3	1	4	0	0	3	0	20
03	HUNTER, Jordan	g	1-6	0-3	4-6	1	5	6	3	6	8	2	0	2	34
04	BROWN, Elijah	g	5-13	1-6	3-4	1	3	4	3	14	4	6	0	1	30
01	UGUAK, Aher	g	0-1	0-0	0-0	1	0	1	0	0	1	0	0	0	7
05	HARRIS, Jalen	g	0-0	0-0	0-0	0	0	0	4	0	2	0	0	1	5
21	ADAMS, Xavier	g	2-4	0-0	2-4	2	1	3	1	6	0	1	0	0	14
24	JEFFERSON, Damien	g	1-5	0-3	0-1	0	0	0	0	2	1	0	0	0	8
31	MATHIS, Anthony	g	1-2	1-2	3-3	0	0	0	1	6	0	0	0	0	4
55	MACDOUGALL, Connor	g	2-4	0-0	1-3	5	1	6	3	5	0	4	1	0	15
Team						2	0	2							
Totals			28-59	3-16	22-33	18	21	39	20	81	19	18	4	6	200

FG % 1st Half: 10-30 33.3% 2nd half: 18-29 62.1% Game: 28-59 47.5% Deadball Rebounds 3,2
3FG % 1st Half: 2-11 18.2% 2nd half: 1-5 20.0% Game: 3-16 18.8%
FT % 1st Half: 10-16 62.5% 2nd half: 12-17 70.6% Game: 22-33 66.7%

Officials: Larry Spaulding, Brent Meaux, Ryan McDaniel
Technical fouls: Idaho State-TOPALOVIC, Novak; WILKINSON, Clark. New Mexico-ADAMS, Xavier; AGET, Obij.
Attendance: 11293

Score by periods	1st	2nd	Total
Idaho State	38	32	70
New Mexico	32	49	81

Last FG - ISU 2nd-01:45, NM 2nd-01:04.
Largest lead - ISU by 10 1st-12:10, NM by 12 2nd-06:34.
ISU led for 21:32. NM led for 17:11. Game was tied for 01:17.

Score tied - 2 times.
Lead changed - 8 times.

Official Basketball Box Score -- Game Totals -- Final Statistics Houston Baptist vs New Mexico 11/14/16 7 p.m. MST at WisePies Arena - The Pit

Houston Baptist 79 • 0-2

#	Player	Total		3-Ptr		Rebounds			PF	TP	A	TO	Blk	Stl	Min
		FG-FGA	FG-FGA	FT-FTA	FT-FTA	Off	Def	Tot							
05	Lasher, Colter	f	7-17	5-12	0-0	1	2	3	2	19	4	2	0	1	33
11	Russell, Alif	f	4-9	1-3	2-4	2	3	5	3	11	3	1	0	2	27
44	Ibarra, Josh	c	1-6	0-0	4-6	1	1	2	5	6	0	0	0	1	22
13	Chukwuekwu, Reveal	g	3-8	1-4	0-0	0	4	4	3	7	0	0	0	0	26
30	Bonds, Braxton	g	4-4	0-0	3-6	2	3	5	5	11	3	1	0	2	25
02	Weber, Jalen	g	4-7	3-4	2-2	0	1	1	2	13	2	1	0	0	21
03	Cantwell, Asa	g	0-1	0-1	0-0	0	0	0	2	0	0	2	0	0	10
04	Stetler, Cody	g	0-1	0-0	0-0	1	1	2	5	0	0	2	0	1	10
22	Gates, Jalon	g	3-4	3-4	1-1	0	0	0	0	10	1	0	0	0	10
23	Fountain, Alex	g	1-6	0-2	0-0	2	0	2	4	2	2	3	0	0	16
Team						1	0	1							
Totals			27-63	13-30	12-19	10	15	25	31	79	15	12	0	7	200

FG % 1st Half: 13-34 38.2% 2nd half: 14-29 48.3% Game: 27-63 42.9% Deadball Rebounds 4
3FG % 1st Half: 3-15 20.0% 2nd half: 10-15 66.7% Game: 13-30 43.3%
FT % 1st Half: 2-2 100.0 2nd half: 10-17 58.8% Game: 12-19 63.2%

New Mexico 95 • 2-0

#	Player	Total		3-Ptr		Rebounds			PF	TP	A	TO	Blk	Stl	Min
		FG-FGA	FG-FGA	FT-FTA	FT-FTA	Off	Def	Tot							
20	LOGWOOD, Sam	f	3-5	1-2	2-2	0	6	6	1	9	2	0	0	1	26
32	WILLIAMS, Tim	f	10-11	0-0	11-12	2	9	11	1	31	1	3	0	0	33
11	AGET, Obij	c	0-1	0-0	2-2	0	1	1	1	2	1	0	0	0	17
03	HUNTER, Jordan	g	2-3	1-2	4-4	1	4	5	2	9	2	1	0	1	17
04	BROWN, Elijah	g	1-8	0-5	4-4	0	1	1	2	6	5	4	0	2	28
01	UGUAK, Aher	g	2-3	1-1	0-0	0	1	1	2	5	1	0	0	2	14
05	HARRIS, Jalen	g	4-4	1-1	4-6	0	1	1	1	13	4	3	0	1	23
21	ADAMS, Xavier	g	2-2	0-0	7-10	0	1	1	2	11	0	0	0	1	13
24	JEFFERSON, Damien	g	2-5	0-1	1-2	0	2	2	1	5	3	0	0	1	11
31	MATHIS, Anthony	g	0-0	0-0	0-0	0	0	0	0	0	0	0	0	0	1
55	MACDOUGALL, Connor	g	2-3	0-0	0-0	0	1	1	4	4	0	1	0	0	17
Team						1	1	2							
Totals			28-45	4-12	35-42	4	29	33	16	95	19	13	1	8	200

FG % 1st Half: 18-25 72.0% 2nd half: 10-20 50.0% Game: 28-45 62.2% Deadball Rebounds 5
3FG % 1st Half: 2-6 33.3% 2nd half: 2-6 33.3% Game: 4-12 33.3%
FT % 1st Half: 12-12 100.0 2nd half: 23-30 76.7% Game: 35-42 83.3%

Officials: Bob Staffen, Doran Gotschall, Eric Anderson
Technical fouls: Houston Baptist-None. New Mexico-None.
Attendance: 10456

Score by periods	1st	2nd	Total
Houston Baptist	31	48	79
New Mexico	50	45	95

Last FG - HBU 2nd-01:09, NM 2nd-00:50.
Largest lead - HBU None, NM by 20 1st-01:58.
HBU led for 00:00. NM led for 39:20. Game was tied for 00:40.

Score tied - 1 time.
Lead changed - 0 times.

Official Basketball Box Score -- Game Totals -- Final Statistics New Mexico State vs New Mexico 11/18/16 7 p.m. MST at WisePies Arena - The Pit

New Mexico State 59 • 2-2

#	Player	Total		3-Ptr		Rebounds			PF	TP	A	TO	Blk	Stl	Min
		FG-FGA	FG-FGA	FT-FTA	FT-FTA	Off	Def	Tot							
11	Wilkins, Johnathon	f	0-0	0-0	0-0	0	0	0	5	0	0	1	0	0	10
22	Chuha, Eli	f	0-3	0-0	2-3	3	2	5	2	2	1	1	0	1	26
35	Pennie, Jalyn	f	2-4	2-3	0-0	3	2	5	2	6	1	1	1	1	18
04	Baker, Ian	g	8-17	4-8	5-8	0	1	1	2	25	1	3	0	3	33
13	N'Dir, Sidy	g	5-13	0-4	4-5	0	3	3	5	14	3	5	0	0	34
02	Haley, Jermaine	g	0-2	0-2	0-0	2	1	3	2	0	0	1	0	0	13
01	Huggins, Braxton	g	1-2	1-2	0-0	0	0	0	0	3	1	1	1	0	13
03	Ellis, Chancellor	g	0-1	0-1	0-0	0	0	0	0	1	0	1	0	0	3
10	Jones, Jemerrio	g	0-3	0-1	0-0	0	4	4	3	0	0	3	0	1	10
21	Bhullar, Tanveer	g	3-5	0-0	3-5	4	6	10	4	9	2	1	0	0	25
24	Taylor, Matt	g	0-3	0-3	0-0	1	1	2	3	0	0	0	2	1	15
Team						0	2	2							
Totals			19-53	7-24	14-21	13	22	35	29	59	10	20	4	7	200

FG % 1st Half: 11-25 44.0% 2nd half: 8-28 28.6% Game: 19-53 35.8% Deadball Rebounds 2
3FG % 1st Half: 4-11 36.4% 2nd half: 3-13 23.1% Game: 7-24 29.2%
FT % 1st Half: 4-7 57.1% 2nd half: 10-14 71.4% Game: 14-21 66.7%

New Mexico 72 • 3-0

#	Player		Total		3-Ptr		Rebounds			PF	TP	A	TO	Blk	Stl	Min
			FG-FGA	FG-FGA	FT-FTA	Off	Def	Tot								
20	LOGWOOD, Sam	f	5-7	0-0	2-4	0	4	4	0	12	4	2	0	0	0	29
32	WILLIAMS, Tim	f	5-11	0-0	10-13	1	3	4	1	20	0	2	0	0	0	35
11	AGET, Obij	c	1-3	0-0	0-0	1	1	2	5	2	1	0	3	1	0	24
03	HUNTER, Jordan	g	1-2	0-1	0-0	1	2	3	2	2	2	2	0	0	0	25
04	BROWN, Elijah	g	6-17	1-7	6-8	0	8	8	1	19	2	2	0	1	0	34
01	UGUAK, Aher		0-1	0-0	0-0	1	0	1	0	0	0	0	0	0	0	3
05	HARRIS, Jalen		0-2	0-0	0-0	0	3	3	2	0	1	2	0	2	0	15
21	ADAMS, Xavier		0-1	0-1	0-0	0	0	0	0	0	0	0	0	1	0	3
23	FURSTINGER, Joe		2-2	0-0	3-5	2	1	3	3	7	0	0	0	0	0	12
24	JEFFERSON, Damien		3-6	0-1	1-5	1	1	2	4	7	0	1	0	4	0	13
55	MACDOUGALL, Connor		1-2	0-0	1-2	2	0	2	5	3	0	1	0	0	0	7
	Team					6	2	8								
Totals			24-54	1-10	23-37	15	25	40	23	72	10	12	3	9	200	

2016-17 Box Scores

Official Basketball Box Score -- Game Totals -- Final Statistics
CSUN vs New Mexico
11/25/16 12:00 PM at Titan Gym (Fullerton, Calif.)

CSUN 89 • 2-4

#	Player	Total		3-Ptr	Rebounds			PF	TP	A	TO	Blk	Stl	Min
		FG-FGA	FG-FGA		Off	Def	Tot							
02	Lubin, Rakim	f	5-8	0-0	6-7	2	7	9	5	16	0	7	0	25
45	Johns, Dylan	c	0-0	0-0	0-1	2	0	2	2	0	1	2	0	17
00	Smith, Kendall	g	2-8	0-2	8-8	2	1	3	4	12	8	7	0	28
03	Johnson, Darin	g	8-11	5-5	1-1	1	5	6	2	22	0	0	0	33
22	Parks, Aaron	g	7-11	2-4	4-6	4	2	6	2	20	5	0	0	23
01	Warren, Micheal	g	1-4	0-2	0-0	0	0	0	3	2	0	3	0	18
04	Dawson, Tavron	g	4-9	0-3	5-6	2	2	4	4	13	1	1	0	28
05	Kaba-Camara, Mahama	g	0-0	0-0	0-0	0	0	0	1	0	0	0	0	5
10	Richardson, Jason	g	0-0	0-0	0-0	0	0	0	0	0	0	0	0	0+
23	Wilbut, Jeron	g	1-3	0-1	0-0	0	0	0	0	2	0	1	0	4
24	Theus Jr., Reggie	g	1-2	0-0	0-0	0	0	0	3	2	0	0	0	9
Team			0	1	1									
Totals			29-56	7-17	24-29	13	18	31	26	89	15	21	1	5, 200

FG % 1st Half: 16-30 53.3% 2nd half: 13-26 50.0% Game: 29-56 51.8%
3FG % 1st Half: 4-8 50.0% 2nd half: 3-9 33.3% Game: 7-17 41.2%
FT % 1st Half: 9-11 81.8% 2nd half: 15-18 83.3% Game: 24-29 82.8%

Deadball
Rebounds
2

New Mexico 105 • 4-1

#	Player	Total		3-Ptr	Rebounds			PF	TP	A	TO	Blk	Stl	Min
		FG-FGA	FG-FGA		Off	Def	Tot							
32	WILLIAMS, Tim	f	7-12	0-0	7-7	2	4	6	2	21	2	2	1	36
11	AGET, Obij	c	6-6	0-0	4-5	1	1	2	4	16	1	0	0	19
04	HUNTER, Jordan	g	2-5	1-1	4-4	0	1	1	2	9	4	1	0	20
03	BROWN, Elijah	g	7-11	3-5	4-6	1	2	3	3	21	7	4	0	28
20	LOGWOOD, Sam	g	5-6	0-0	3-4	0	0	0	3	13	1	0	1	29
01	UGUAK, Aher	g	1-1	0-0	0-2	0	0	0	0	2	0	0	0	9
05	HARRIS, Jalen	g	2-2	0-0	0-0	0	1	1	0	4	0	1	0	11
14	KUIPER, Dane	g	0-1	0-0	0-0	0	0	0	0	0	0	0	0	2
21	ADAMS, Xavier	g	1-2	0-0	4-4	0	3	3	1	6	0	0	0	6
23	FURSTINGER, Joe	g	3-3	0-0	0-0	1	0	1	2	6	0	0	0	8
24	JEFFERSON, Damien	g	1-5	0-1	0-0	1	4	5	1	2	3	3	0	12
55	MACDOUGALL, Connor	g	2-3	0-0	1-1	0	0	0	4	5	0	0	0	10
Team			0	1	1									
Totals			37-57	4-7	27-33	6	17	23	22	105	18	11	3	9, 200

FG % 1st Half: 20-29 69.0% 2nd half: 17-28 60.7% Game: 37-57 64.9%
3FG % 1st Half: 3-4 75.0% 2nd half: 1-3 33.3% Game: 4-7 57.1%
FT % 1st Half: 11-13 84.6% 2nd half: 16-20 80.0% Game: 27-33 81.8%

Deadball
Rebounds
2

Officials: Tony Padilla, Donnie Eppley, Michael Irving
Technical fouls: CSUN-None. New Mexico-None.
Attendance: 105
Game 5 of the 2016 Wooden Legacy
105 points sets new Wooden single game points record

Score by periods	1st	2nd	Total
CSUN	45	44	89
New Mexico	54	51	105

Points	In	Off	2nd	Fast	Bench
CSUN	28	13	22	0	19
NM	50	26	12	8	25

Last FG - CSUN 2nd-03:44, NM 2nd-00:13.
Largest lead - CSUN by 2 1st-10:31, NM by 16 2nd-00:13.
CSUN led for 00:17. NM led for 36:50. Game was tied for 02:53.

Score tied - 5 times.
Lead changed - 2 times.

Official Basketball Box Score -- Game Totals -- Final Statistics
New Mexico vs Dayton
11/27/16 11:00 AM at Honda Center (Anaheim, Calif.)

New Mexico 57 • 4-2

#	Player	Total		3-Ptr	Rebounds			PF	TP	A	TO	Blk	Stl	Min
		FG-FGA	FG-FGA		Off	Def	Tot							
20	LOGWOOD, Sam	f	0-3	0-0	3-4	0	2	2	1	3	1	2	0	19
32	WILLIAMS, Tim	f	7-13	0-0	2-3	0	5	5	1	16	2	3	1	38
11	AGET, Obij	c	1-1	0-0	0-0	2	1	3	1	2	0	0	0	9
03	HUNTER, Jordan	g	2-7	2-4	0-0	0	3	3	2	6	1	3	0	27
04	BROWN, Elijah	g	4-14	3-8	5-5	0	5	5	1	16	3	3	0	32
01	UGUAK, Aher	g	0-0	0-0	0-0	0	0	0	1	0	0	0	0	2
05	HARRIS, Jalen	g	0-0	0-0	0-0	0	0	0	2	0	1	1	0	13
14	KUIPER, Dane	g	1-2	1-1	0-0	0	2	2	4	3	2	1	0	11
21	ADAMS, Xavier	g	0-1	0-0	0-0	0	1	1	2	0	0	1	0	1
23	FURSTINGER, Joe	g	1-1	0-0	0-0	0	1	1	3	2	1	0	1	19
24	JEFFERSON, Damien	g	4-5	1-1	0-1	0	6	6	2	9	0	2	0	12
55	MACDOUGALL, Connor	g	0-2	0-0	0-0	1	0	1	0	0	0	0	0	9
Team			2	2	4									
Totals			20-49	7-14	10-13	5	28	33	20	57	11	16	2	3, 200

FG % 1st Half: 8-24 33.3% 2nd half: 12-25 48.0% Game: 20-49 40.8%
3FG % 1st Half: 5-9 55.6% 2nd half: 2-5 40.0% Game: 7-14 50.0%
FT % 1st Half: 4-5 80.0% 2nd half: 6-8 75.0% Game: 10-13 76.9%

Deadball
Rebounds
1

Dayton 64 • 4-2

#	Player	Total		3-Ptr	Rebounds			PF	TP	A	TO	Blk	Stl	Min
		FG-FGA	FG-FGA		Off	Def	Tot							
02	MILLER, Sam	f	1-6	1-3	0-0	2	4	6	3	3	0	0	1	30
33	MIKESSELL, Ryan	f	2-6	0-1	3-5	1	4	5	3	7	1	2	0	22
03	DAVIS, Kyle	g	5-8	1-4	1-3	1	2	3	2	12	2	0	1	34
04	COOKE, Charles	g	4-11	0-2	4-6	1	5	6	1	12	5	2	0	28
11	SMITH, Scoochie	g	5-9	2-5	0-0	0	2	2	3	12	3	1	0	29
01	DAVIS, Darrell	g	1-5	1-4	2-2	0	3	3	2	5	0	1	0	12
15	CROSSBY, John	g	1-2	0-0	2-3	0	4	4	1	4	2	1	0	16
20	WILLIAMS, Xeyrius	g	3-7	1-3	2-2	1	2	3	1	9	1	2	1	29
Team			3	0	3									
Totals			22-54	6-22	14-21	9	26	35	16	64	14	9	3	7, 200

FG % 1st Half: 12-28 42.9% 2nd half: 10-26 38.5% Game: 22-54 40.7%
3FG % 1st Half: 2-12 16.7% 2nd half: 4-10 40.0% Game: 6-22 27.3%
FT % 1st Half: 5-10 50.0% 2nd half: 9-11 81.8% Game: 14-21 66.7%

Deadball
Rebounds
2

Officials: Mike Scypher, Earl Walton, Jason Baker
Technical fouls: New Mexico-None. Dayton-None.
Attendance: 105
Game 9 of the 2016 Wooden Legacy
5th Place Game

Score by periods	1st	2nd	Total
New Mexico	25	32	57
Dayton	31	33	64

Points	In	Off	2nd	Fast	Bench
NM	18	7	4	0	14
UD	22	25	13	10	18

Last FG - NM 2nd-01:08, UD 2nd-00:08.
Largest lead - NM by 1 2nd-01:08, UD by 13 1st-04:44.
NM led for 00:23. UD led for 37:32. Game was tied for 02:05.

Score tied - 1 time.
Lead changed - 2 times.

Official Basketball Box Score -- Game Totals -- Final Statistics
Abilene Christian vs New Mexico
11/30/16 7 p.m. MST at WisePies Arena - The Pit

Abilene Christian 55 • 3-3

#	Player	Total		3-Ptr	Rebounds			PF	TP	A	TO	Blk	Stl	Min
		FG-FGA	FG-FGA		Off	Def	Tot							
01	Lewis, Jaren	f	6-13	1-2	3-4	1	5	6	4	16	1	6	0	31
23	Howell, Hayden	f	2-3	0-0	0-0	2	3	5	4	4	1	1	0	12
04	Cnic, Jovan	g	0-7	0-7	1-2	1	2	3	0	1	2	1	0	26
05	Ricks, Payten	g	0-1	0-1	0-0	0	0	0	0	2	3	0	1	18
11	Green, Drake	g	3-7	3-6	0-0	0	3	3	2	9	2	0	0	25
03	Langston, Diamante	g	0-0	0-0	0-0	0	1	1	3	0	2	0	0	21
10	Tripp, Isaiah	g	2-5	1-3	0-0	0	1	1	1	5	0	0	0	27
14	Lenox, Trey	g	0-0	0-0	0-0	0	1	1	0	0	0	0	0	4
15	Farquhar, Hayden	g	2-6	0-1	0-0	1	0	1	2	4	2	0	0	11
21	Friday, Jalone	g	5-6	3-4	3-4	1	3	4	4	16	0	1	2	25
Team			0	3	3									
Totals			20-48	8-24	7-10	6	22	28	20	55	13	14	2	3, 200

FG % 1st Half: 11-27 40.7% 2nd half: 9-21 42.9% Game: 20-48 41.7%
3FG % 1st Half: 3-11 27.3% 2nd half: 5-13 38.5% Game: 8-24 33.3%
FT % 1st Half: 3-4 75.0% 2nd half: 4-6 66.7% Game: 7-10 70.0%

Deadball
Rebounds
1

New Mexico 64 • 5-2

#	Player		Total		3-Ptr	Rebounds			PF	TP	A	TO	Blk	Stl	Min
			FG	FGA	FG	FGA	FT	FTA							
14	KUIPER, Dane	f	0-4	0-2	4-4	2	0	2	0	4	2	1	0	1	16
32	WILLIAMS, Tim	f	3-4	0-0	2-3	0	0	0	2	8	1	2	0	0	16
11	AGET, Obij	c	4-6	0-0	4-5	2	3	5	1	12	0	0	0	0	18
03	HUNTER, Jordan	g	0-2	0-0	0-0	0	2	2	1	0	1	1	0	0	22
04	BROWN, Elijah	g	5-12	2-4	1-3	0	9	9	1	13	2	0	0	2	32
01	UGUAK, Aher		0-1	0-1	0-0	0	0	0	0	0	1	0	0	0	10
05	HARRIS, Jalen		1-2	0-1	0-0	0	0	0	0	2	2	0	0	0	18
21	ADAMS, Xavier		3-4	0-0	4-6	2	3	5	1	10	0	2	0	0	20
23	FURSTINGER, Joe		2-2	0-0	0-0	0	4	4	0	4	0	1	0	1	13
24	JEFFERSON, Damien		1-5	0-2	1-2	0	2	2	1	3	2	1	0	0	18
31	MATHIS, Anthony		0-1	0-1	0-0	0	0	0	0	0	0	0	0	0	3
55	MACDOUGALL, Connor		3-5	0-0	2-2	0	1	1	2	8	1	1	0	0	14
	Team					3	0	3							
	Totals		22-48	2-11	18-25	9	24	33	9	64	16	8	1	4	200

2016-17 Box Scores

Official Basketball Box Score -- Game Totals -- Final Statistics UTEP vs New Mexico 12/07/16 7 p.m. MT at WisePies Arena - The Pit

UTEP 77 • 2-5

#	Player	Total			Rebounds			PF	TP	A TO Blk Stl				Min	
		FG-FGA	3-Ptr	FT-FTA	Off Def Tot										
11	FLAGGERT, Jake	f	0-2	0-1	0-0	0	1	1	5	0	3	1	0	1	22
22	THOMAS, Paul	f	3-4	0-0	0-0	1	0	1	4	6	1	1	0	0	13
41	WILLMS, Matt	c	0-3	0-0	1-2	2	2	4	3	1	2	3	0	2	31
02	HARRIS, Omega	g	7-16	4-10	4-4	0	3	3	22	1	0	2	2	38	
15	ARTIS, Dominic	g	5-13	3-5	0-1	1	3	4	3	13	12	3	0	5	38
05	BARNES, Chris		0-0	0-0	0-0	0	0	0	0	0	0	0	0	0	1
13	VENEGAS, Ivan		1-1	0-0	0-0	1	0	1	0	2	0	0	0	0	3
21	TOUCHET, Trey		1-6	1-5	1-2	0	2	2	0	4	0	2	0	1	15
23	BARRETT, Deon		8-9	7-8	2-2	1	1	2	1	25	3	0	0	0	19
54	JONES, Kelvin		2-4	0-0	0-3	1	5	6	5	4	0	2	2	0	20
	Team					1	1	2			1				
	Totals		27-58	15-29	8-14	8	18	26	24	77	22	13	6	9	200

FG % 1st Half: 14-33 42.4% 2nd half: 13-25 52.0% Game: 27-58 46.6%
3FG % 1st Half: 6-14 42.9% 2nd half: 9-15 60.0% Game: 15-29 51.7%
FT % 1st Half: 5-9 55.6% 2nd half: 3-5 60.0% Game: 8-14 57.1%

Deadball
Rebounds
2,1

New Mexico 78 • 6-3

#	Player	Total		3-Ptr		Rebounds			PF	TP	A TO Blk Stl				Min
		FG-FGA	FG-FGA	FT-FTA	Off Def Tot	PF	TP	A TO Blk Stl							
20	LOGWOOD, Sam	f	4-7	1-2	2-4	1	1	2	0	11	6	1	0	0	27
23	FURSTINGER, Joe	f	2-4	0-0	2-2	0	3	3	3	6	0	2	1	1	25
11	AGET, Obij	c	4-5	0-0	1-2	1	3	4	0	9	0	0	1	1	24
03	HUNTER, Jordan	g	4-6	2-3	0-0	0	4	4	2	10	6	3	0	0	33
04	BROWN, Elijah	g	8-13	3-7	6-11	0	6	6	0	25	0	3	0	2	35
05	HARRIS, Jalen		0-0	0-0	0-0	1	1	2	0	1	2	0	0	0	7
14	KUIPER, Dane		1-1	1-1	1-2	0	3	3	1	4	0	1	0	1	6
21	ADAMS, Xavier		0-3	0-1	4-4	1	1	2	2	4	0	0	0	1	15
24	JEFFERSON, Damien		0-2	0-0	0-0	0	0	0	1	0	2	0	0	0	8
31	MATHIS, Anthony		0-0	0-0	0-0	0	1	1	0	0	0	0	0	0	4
55	MACDOUGALL, Connor		2-3	0-0	5-7	1	3	4	3	9	0	0	1	0	16
	Team					1	0	1			1				
	Totals		25-44	7-14	21-32	5	26	31	14	78	13	15	3	6	200

FG % 1st Half: 15-27 55.6% 2nd half: 10-17 58.8% Game: 25-44 56.8%
3FG % 1st Half: 6-11 54.5% 2nd half: 3-13 33.3% Game: 7-14 50.0%
FT % 1st Half: 11-14 78.6% 2nd half: 10-18 55.6% Game: 21-32 65.6%

Deadball
Rebounds
6,1

Officials: John Higgins, Chris Rastatter, Gerry Pollard
Technical fouls: UTEP-None, New Mexico-None.
Attendance: 11838

Score by periods	1st	2nd	Total
UTEP	39	38	77
New Mexico	47	31	78

Points	In	Off	2nd	Fast	Bench
UTEP	16	20	13	14	35
New Mexico	24	14	7	8	17

Last FG - UTEP 2nd-00:30, NM 2nd-00:05.
Largest lead - UTEP by 4 2nd-05:19, NM by 21 1st-12:07.
UTEP led for 04:51, NM led for 31:02. Game was tied for 04:07.

Score tied - 4 times.
Lead changed - 6 times.

Official Basketball Box Score -- Game Totals -- Final Statistics New Mexico vs New Mexico State 12/10/16 7:30 p.m. at Pan American Center

New Mexico 71 • 6-4, 0-0 MWC

#	Player	Total		3-Ptr		Rebounds			PF	TP	A TO Blk Stl				Min
		FG-FGA	FG-FGA	FT-FTA	Off Def Tot	PF	TP	A TO Blk Stl							
20	LOGWOOD, Sam	f	0-2	0-0	0-0	1	1	2	1	0	0	2	0	0	11
32	WILLIAMS, Tim	f	6-9	0-0	3-5	4	4	8	3	15	0	3	0	1	33
11	AGET, Obij	c	1-2	0-0	1-2	1	4	5	3	3	0	0	1	0	18
03	HUNTER, Jordan	g	1-3	0-1	0-0	1	1	2	1	2	0	0	0	0	12
04	BROWN, Elijah	g	5-14	1-9	7-9	0	2	2	3	18	3	3	0	2	30
05	HARRIS, Jalen		2-6	0-1	1-3	0	1	1	3	5	3	2	0	1	29
14	KUIPER, Dane		6-9	3-5	0-0	1	2	3	4	15	2	2	0	2	23
21	ADAMS, Xavier		1-3	0-0	0-0	0	1	1	1	2	0	0	0	0	10
23	FURSTINGER, Joe		0-1	0-0	0-0	1	0	1	5	0	1	0	0	0	7
24	JEFFERSON, Damien		3-5	0-1	3-4	0	1	1	1	9	0	0	0	0	15
55	MACDOUGALL, Connor		1-4	0-0	0-0	0	0	0	2	2	0	1	1	0	12
	Team					1	2	3							
	Totals		26-58	4-17	15-23	10	19	29	27	71	8	14	2	6	200

FG % 1st Half: 10-25 40.0% 2nd half: 16-33 48.5% Game: 26-58 44.8%
3FG % 1st Half: 1-6 16.7% 2nd half: 3-11 27.3% Game: 4-17 23.5%
FT % 1st Half: 5-7 71.4% 2nd half: 10-16 62.5% Game: 15-23 65.2%

Deadball
Rebounds
2

New Mexico State 84 • 8-2, 0-0 WAC

#	Player	Total		3-Ptr		Rebounds			PF	TP	A TO Blk Stl				Min
		FG-FGA	FG-FGA	FT-FTA	Off Def Tot	PF	TP	A TO Blk Stl							
11	Wilkins, Johnathon	f	2-3	0-0	0-0	2	0	2	3	4	0	2	1	0	17
22	Chuha, Eli	f	5-10	0-0	2-4	5	9	14	2	12	2	1	1	1	30
01	Haley, Jermaine	g	1-2	1-1	1-2	1	3	4	2	4	2	1	0	0	30
02	Huggins, Braxton	g	4-10	4-8	2-4	0	4	4	5	14	2	3	0	0	20
04	Baker, Ian	g	8-16	4-10	6-7	0	3	3	1	26	3	2	0	4	34
10	Jones, Jemarrio		4-6	1-1	6-10	3	7	10	3	15	3	3	2	1	31
15	Garza, Joe		1-3	0-1	4-4	0	1	1	2	6	0	2	0	0	22
24	Taylor, Matt		1-1	1-1	0-0	0	0	0	5	3	1	4	0	1	15
35	Pennie, Jalyn		0-0	0-0	0-0	0	0	0	0	0	0	0	0	0	1
	Team					0	1	1							
	Totals		26-51	11-22	21-31	11	28	39	23	84	13	18	4	7	200

FG % 1st Half: 17-29 58.6% 2nd half: 9-22 40.9% Game: 26-51 51.0%
3FG % 1st Half: 6-12 50.0% 2nd half: 5-10 50.0% Game: 11-22 50.0%
FT % 1st Half: 3-4 75.0% 2nd half: 18-27 66.7% Game: 21-31 67.7%

Officials: Mike Reed, Larry Spaulding, Shawn Lehigh
Technical fouls: New Mexico-JEFFERSON, Damien, New Mexico State-Jones, Jemarrio.
Attendance: 6298

Score by periods	1st	2nd	Total
New Mexico	26	45	71
New Mexico State	43	41	84

Points	In	Off	2nd	Fast	Bench
New Mexico	38	20	10	6	33
New Mexico State	26	24	9	2	24

Last FG - NM 2nd-00:33, NMSU 2nd-01:11.
Largest lead - NM None, NMSU by 17 1st-01:18.
NM led for 00:00, NMSU led for 38:28. Game was tied for 01:32.

Score tied - 1 time.
Lead changed - 0 times.

Official Basketball Box Score -- Game Totals -- Final Statistics Arkansas-Pine Bluff vs New Mexico 12/17/16 6:05 p.m. at WisePies Arena - The Pit/Bob King Court

Arkansas-Pine Bluff 43 • 1-11

#	Player	Total		3-Ptr		Rebounds			PF	TP	A TO Blk Stl				Min
		FG-FGA	FG-FGA	FT-FTA	Off Def Tot	PF	TP	A TO Blk Stl							
15	Trent Steen	f	5-9	0-0	1-1	0	0	0	5	11	0	3	1	3	20
30	Deshon Bayless	f	0-6	0-2	0-0	0	2	2	3	0	0	0	0	3	15
52	David Tillman	c	0-1	0-0	0-0	0	0	0	2	0	0	1	1	0	9
10	Jaquan Lynch	g	3-10	2-4	1-1	0	0	0	3	9	2	2	0	2	32
04	Ghiavonni Robinson	g	4-14	3-9	1-1	1	3	4	1	12	0	2	0	1	29
11	Charles Jackson		0-1	0-1	0-0	0	0	0	2	0	0	0	0	0	5
03	Kennedy McKinney		0-2	0-0	0-0	0	6	0	1	0	2	3	0	1	17
12	Marquis Cunningham		0-2	0-0	0-0	1	0	1	2	0	2	1	1	0	11
13	JoeRandle Toliver		1-4	1-3	0-0	0	2	2	2	3	2	6	0	4	22
21	Artavious McDyess		0-0	0-0	0-0	1	0	1	1	0	0	2	1	1	14
22	Khalid Campbell		0-0	0-0	0-0	0	0	0	0	0	0	0	0	0	4
35	Travon Harper		2-8	0-2	4-7	1	3	4	4	8	0	1	0	2	22
	Team					4	3	7			1				
	Totals		15-57	6-21	7-10	8	13	21	26	43	8	22	4	17	200

FG % 1st Half: 3-24 12.5% 2nd half: 12-33 36.4% Game: 15-57 26.3%
3FG % 1st Half: 1-9 11.1% 2nd half: 5-12 41.7% Game: 6-21 28.6%
FT % 1st Half: 4-5 80.0% 2nd half: 3-5 60.0% Game: 7-10 70.0%

Deadball
Rebounds
1

New Mexico 83 • 7-4

#	Player	Total		3-Ptr		Rebounds			PF	TP	A TO Blk Stl				Min
		FG	FGA	FG	FGA	FT	FTA	Off Def Tot							
23	FURSTINGER, Joe	f	0-2	0-0	5-6	1	3	4	2	5	1	1	4	1	20
32	WILLIAMS, Tim	f	7-10	0-0	5-5	0	4	4	4	19	1	1	0	0	20
01	UGUAK, Aher	g	0-2	0-1	5-6	1	2	3	0	5	2	5	0	1	17
05	HARRIS, Jalen	g	1-4	0-1	0-0	0	2	2	2	2	4	0	0	2	25
14	KUIPER, Dane	g	5-9	3-6	1-1	1	3	4	1	14	3	3	1	2	25
03	HUNTER, Jordan		2-2	2-2	2-2	0	2	2	1	8	0	2	0	2	13
04	BROWN, Elijah		1-4	1-3	4-4	0	2	2	0	7	3	2	0	1	16
11	AGET, Obij		2-3	0-0	0-0	0	1	1	0	4	1	0	2	0	9
20	LOGWOOD, Sam		0-4	0-2	3-4	3	3	6	1	5	2	2	0	4	19
23	ADAMS, Xavier		1-2	0-0	2-2	5	6	11	1	5	0	1	0	0	19
30	CUMBER, Adam		0-0	0-0	0	0	0	0	0	0	0	0	0	2	2
31	MATHIS, Anthony		0-2	0-0	0-0	0	2	2	0	0	0	1	0	0	4
55	MACDOUGALL, Connor		0-1	0-0	10-10	4	2	6	1	10	0	3	0	0	14
	Team					1	1	2				1			
	Totals		20-45	6-17	37-40	12	32	44	13	83	18	22	8	16	200

2016-17 Box Scores

Official Basketball Box Score -- Game Totals -- Final Statistics
Fresno State vs New Mexico
12/28/16 7 p.m. MT at WisePies Arena - The Pit

Fresno State 73 • 8-5, 0-1 MW

#	Player	Total		3-Ptr	Rebounds				PF	TP	A	TO	Blk	Stl	Min
		FG-FGA	FG-FGA	FT-FTA	Off	Def	Tot								
04	EDO, Karachi	f	6-12	1-1	2-2	2	4	6	2	15	1	1	2	2	30
13	RUSSO, Cullen	f	6-12	0-1	0-0	1	4	5	3	12	2	2	0	1	31
01	HOPKINS, Jaron	g	6-11	0-0	2-4	1	3	4	3	14	2	5	0	2	38
03	WATSON, Paul	g	4-10	1-5	1-2	0	3	3	4	10	2	4	1	1	32
05	TAYLOR, Jahmel	g	6-11	3-6	2-2	2	5	7	3	17	3	0	0	1	34
11	WILLIAMS, Bryson		0-0	0-0	0-2	0	0	0	0	0	1	0	0	0	4
20	BITTNER, Sam		0-0	0-0	0-0	0	0	0	0	0	0	0	0	0	1
21	TAYLOR, Deshon		1-4	1-3	0-0	1	2	3	3	3	1	1	0	0	17
34	CARTER II, Terrell		1-2	0-0	0-0	0	1	1	4	2	0	1	0	0	13
Team						1	3	4							
Totals			30-62	6-16	7-12	8	25	33	22	73	12	14	3	7	200
FG % 1st Half: 15-30		50.0%	2nd half: 15-32	46.9%	Game: 30-62		48.4%							Deadball Rebounds 2	
3FG % 1st Half: 4-9		44.4%	2nd half: 2-7	28.6%	Game: 6-16		37.5%								
FT % 1st Half: 0-2		0.0%	2nd half: 7-10	70.0%	Game: 7-12		58.3%								

New Mexico 78 • 8-5, 1-0 MW

#	Player		Total FG-FGA	3-Ptr FG-FGA	FT-FTA	Rebounds Off Def Tot	PF	TP	A TO Blk Stl	Min
20	LOGWOOD, Sam	f	0-4	0-0	1-2	1 5 6	1 1	0 3	0 1	28
32	WILLIAMS, Tim	f	7-15	0-1	4-6	2 5 7	0 18	4 0	0 2	33
11	AGET, Obj	c	6-8	0-0	0-0	2 4 6	4 12	1 2	1 1	23
05	HARRIS, Jalen	g	2-4	0-0	5-6	0 2 2	2 9	3 1	0 1	27
14	KUIPER, Dane	g	3-6	2-4	2-2	0 2 2	5 10	1 0	0 1	22
03	HUNTER, Jordan	g	2-3	0-1	0-0	0 1 1	1 4	4 1	0 1	15
04	BROWN, Elijah	g	2-10	1-4	14-14	0 3 3	3 19	3 4	1 1	30
21	ADAMS, Xavier	g	0-0	0-0	2-2	1 0 1	0 2	0 1	0 0	12
55	MCDONUGALL, Connor	g	1-1	0-0	1-2	0 1 1	1 3	0 0	0 0	10
Team						1 2 3				
Totals			23-51	3-10	29-34	7 25 32	17 78	13 12	2 10	200
FG % 1st Half:		13-29	44.8%	2nd half: 10-22		45.5%	Game: 23-51		45.1%	Deadball Rebounds 1,2
3FG % 1st Half:		2-7	28.6%	2nd half: 1-3		33.3%	Game: 3-10		30.0%	
FT % 1st Half:		8-10	80.0%	2nd half: 21-24		87.5%	Game: 29-34		85.3%	

Officials: Randy McCall, Eric Curry, Michael Irving
Technical fouls: Fresno State-None. New Mexico-None.
Attendance: 11844

Score by periods	1st	2nd	Total		In	Off	2nd	Fast	
				Points	Paint	T/O	Chance	Break	Bench
Fresno State	34	39	73	FS	44	20	10	10	5
New Mexico	36	42	78	NM	30	12	12	10	28

Last FG - FS 2nd-00:04, NM 2nd-01:22.
Largest lead - FS by 2 1st-16:05, NM by 14 1st-08:56.
FS led for 01:28. NM led for 36:32. Game was tied for 02:00

Official Basketball Box Score -- Game Totals -- Final Statistics
NEW MEXICO vs SAN DIEGO STATE
01-01-17 2:05 pm PST at Steve Fisher Court at Viejas Arena

NEW MEXICO 68 • 9-5 (2-0 MW)

#		Player	Total		3-Ptr		Rebounds			PF	TP	A	TO	Blk	Stl	Min
			FG-FGA	FG-FGA	FT-FTA	Off	Def	Tot								
20		LOGWOOD, Sam	f	1-6	0-0	1-2	0	2	2	1	3	0	2	0	0	17
32		WILLIAMS, Tim	f	3-9	0-0	6-7	2	7	9	3	12	4	4	1	0	37
11		AGET, Obij	c	0-0	0-0	0-0	0	2	2	2	0	0	0	1	0	10
04		BROWN, Elijah	g	5-13	4-6	8-8	0	2	2	3	22	1	3	0	2	36
05		HARRIS, Jalen	g	4-6	0-1	1-3	0	2	2	3	9	2	1	1	0	30
03		HUNTER, Jordan		0-0	0-0	0-0	0	0	0	1	0	2	1	0	0	11
14		KUIPER, Dane		3-5	2-3	0-0	1	7	8	1	8	3	1	1	2	20
21		ADAMS, Xavier		3-4	0-1	2-2	3	2	5	2	8	1	1	0	2	24
24		JEFFERSON, Damien		1-4	0-1	2-4	2	1	3	0	4	0	1	0	0	7
55		MACDOUGALL, Connor		1-4	0-0	0-0	1	2	3	1	2	0	2	0	0	8
		Team					2	0	2							
		Totals		21-51	6-12	20-26	11	27	38	17	68	13	16	4	6	200
		FG % 1st Half: 8-22	36.4%	2nd half: 13-29		44.8%	Game: 21-51		41.2%	Deadball Rebounds 5						
		3FG % 1st Half: 2-6	33.3%	2nd half: 4-6		66.7%	Game: 6-12		50.0%							
		FT % 1st Half: 7-11	63.6%	2nd half: 13-15		86.7%	Game: 20-26		76.9%							

SAN DIEGO STATE 62 • 8-5 (0-1 MW)

#	Player		Total		3-Ptr		Rebounds			PF	TP	A	To	Blk	Stl	Min
			FG-FGA	FT-FTA	FG-FGA	FT-FTA	Off	Def	Tot							
10	HOETZEL, Max	f	4-6	2-4	0-0	2	2	4	5	10	1	0	0	0	14	
14	CHEATHAM, Zylan	f	2-6	0-0	3-4	2	6	8	3	7	1	6	0	3	31	
03	KELL, Trey	g	3-10	2-7	4-5	0	0	0	1	12	5	1	0	3	36	
04	ALLEN, Dakari	g	3-6	0-2	2-2	1	5	6	3	8	1	3	1	4	34	
42	HEMSLEY, Jeremy	g	6-16	1-7	3-6	1	2	3	3	16	2	3	0	2	37	
11	WILLIAMS, D'Errry		0-2	0-0	0-0	0	1	1	1	0	1	1	0	0	10	
23	GILL-CAESAR, Montagu		0-3	0-0	0-0	1	0	1	1	0	1	1	0	0	16	
45	IZUNDU, Valentine		4-4	0-0	1-1	1	2	3	1	9	0	1	3	1	22	
	Team					0	1	1								
	Totals		22-53	5-23	13-18	8	29	27	18	62	12	16	4	13	200	
	FG % 1st Half:	13-28	46.4%	2nd half:	9-25	36.0%	Game:	22-53	41.5%						Deadball	
3FG	% 1st Half:	3-11	27.3%	2nd half:	2-12	16.7%	Game:	5-23	21.7%						Rebounds	
FT	% 1st Half:	7-7	100.0	2nd half:	6-11	54.5%	Game:	13-18	72.2%						1,1	

Officials: David Hall, John Higgins, Kelly Self
Technical fouls: NEW MEXICO-None. SAN DIEGO STATE-None.
Attendance: 12414

Score by periods	1st	2nd	Total						
NEW MEXICO	25	43	68	Points	In	Off	2nd	Fast	
				NM	Paint	T/O	Chance	Break	Bench
SAN DIEGO STATE	36	26	62	SDSU	26	11	7	8	22
					32	17	11	9	9

Last FG - NM 2nd-00:17, SDSU 2nd-04:18.
Largest lead - NM by 6 2nd-00:17, SDSU by 11 1st-12:18.
NM led for 01:57. SDSU led for 35:41. Game was tied for 01:56.

Official Basketball Box Score -- Game Totals -- Final Statistics
New Mexico vs Utah State
01/04/17 9:05 p.m. at Logan, Utah (Dee Glen Smith Spectrum)

New Mexico 75 • 9-6/2-1 MW

#	Player		Total	FG-FGA	3-PTA	FT-FTA	Off	Def	Tot	PF	TP	A	To	Bk	Stl	Min.
20	LOGWOOD, Sam	f	17-17	0-0	1-2	2	1	3	0	5	0	0	0	0	1	23
22	WILLIAMS, Tim	c	2-8	0-1	4-5	2	5	7	3	30	1	3	0	0	0	35
11	AGET, Obij	c	4-4	0-0	0-0	1	2	3	0	8	0	3	0	0	1	20
04	BROWN, Elijah	g	4-8	3-5	6-8	2	1	3	4	17	0	2	0	1	1	15
05	HARRIS, Jalen	g	2-7	0-2	0-0	0	3	3	4	4	8	3	0	2	33	
14	KUIPER, Dane	f	1-2	1-2	0-0	0	2	2	3	2	1	0	1	0	1	19
21	ADAMS, Xavier	f	0-0	0-0	0-0	0	1	1	0	0	1	2	0	0	0	8
23	FURSTINGER, Joe	f	0-1	0-0	1-2	1	1	2	4	1	0	0	0	0	0	11
24	JEFFERSON, Damien	f	2-5	0-1	1-1	0	1	1	2	5	3	1	1	0	25	
31	MATHIS, Anthony	f	0-1	0-1	0-0	0	1	1	0	0	1	0	0	0	0	7
55	MACDOUGALL, Connor	f	0-0	0-0	2-2	0	2	2	0	2	0	0	0	0	0	4
	Team						1	0	1							
	Totals		28-53	4-12	15-20	9	20	29	75	16	15	1	6	200		
	FG % 1st Half:	15-26	57.7%	2nd half:	13-27	48.1%	Game:	28-53	52.8%							Deadball Rebounds
	3P% 1st Half:	1-11	9.1%	2nd half:	3-11	27.3%	Game:	4-20	20.0%							2
	FT % 1st Half:	7-10	70.0%	2nd half:	8-10	80.0%	Game:	15-20	75.0%							

Utah State 79 • 7-7/1-2 MW

#	Player	Total	FG-FGA	3-PT	FT-FTA	Rebounds	PF	TP	A	To	Bklt	Stl	Min		
						Off Def Tot									
11	DARGENTON, Alexis	f	3-6	0-0	0-0	4	3	7	3	6	1	4	1	21	
15	JANICEK, Norbert	f	3-4	0-0	0-0	1	3	4	3	6	0	2	0	24	
21	McEWEN, Koby	g	2-6	2-4	12-16	1	4	5	5	18	3	2	0	1	27
03	MERRILL, Sam	g	5-14	3-6	0-0	1	0	1	2	13	8	0	0	3	36
14	MOORE, Jalen	g	13-13	4-8	4-4	1	6	7	3	20	5	0	0	2	39
00	RECTOR, Shane	g	2-3	0-0	1-2	0	1	1	0	5	2	3	0	0	20
05	PEARLE, Quinn	0	0-0	0-0	0-0	0	0	0	1	0	0	0	0	0	4
10	TAYLOR, Julian	4	4-5	1-2	1-4	2	1	3	1	10	0	0	0	1	18
13	BARNABA, Ngor	0	0-2	0-2	1-2	0	1	1	2	1	0	1	0	0	11
	Team					2	0	2			1				
	Totals		25-53	10-22	19-28	12	19	31	20	79	13	1	9	200	
	FG % 1st Half:	7-13	53.8%	2nd half:	12-30	40.0%	Game:	25-53	47.2%						Deadball Rebounds
	3P% 1st Half:	3-9	33.3%	2nd half:	3-9	33.3%	Game:	19-28	67.9%						
	FT % 1st Half:	4-9	44.4%	2nd half:	15-19	78.9%	Game:	19-28	67.9%						

Officials: Larry Spaulding, Mike Reed, Bob Staffen
Technical fouls: New Mexico-None. Utah State-None
Attendance: 3897

Score by periods	1st	2nd	Total		In	Off	2nd	Fast	
				Points	Paint	T/O	Chance	Break	Bench
New Mexico	38	37	75	NM	42	16	9	4	11
Utah State	37	42	79	US	28	16	19	8	16

Last FG - NM 2nd-00:01, US 2nd-00:08.
Largest lead - NM by 5 1st-11:15, US by 10 2nd-00:08.
NM led for 18:54. US led for 14:38. Game was tied for 06:28.

Official Basketball Box Score -- Game Totals -- Final Statistics
Nevada vs New Mexico
01/07/17 9:15 p.m. MT at WisePies Arena - The Pit

Nevada 105 • 14-3, 3-1 MW

#	Player		Total			3-Ptr			Rebounds			PF	TP	A	TO	Bk	Stl	Min.
			FG	FGA	%	FG	FGA	%	FT	FTA	Off							
24	CAROLINE, Jordan	f	17-29	5-8	61-12	5	8	13	4	45	1	1	0	1	43			
00	OLIVER, Cameron	c	5-12	0-4	3-4	0	9	9	2	13	3	0	5	0	32			
01	MARSHALL, Marcus	g	8-16	6-12	4-5	0	3	3	5	26	1	2	0	0	37			
14	DREW, Lindsey	g	2-4	0-0	0-0	0	3	3	4	4	4	4	3	1	28			
05	FENNER, D.J.	g	2-7	2-5	3-4	1	6	7	5	9	6	4	1	0	32			
12	KING II, Leland	c	0-3	0-0	0-0	1	1	2	2	0	1	0	0	0	6			
04	RAMSEY, Devealr	f	1-3	1-2	2-2	0	4	4	4	5	9	1	0	0	33			
23	TOOLEY, Charlie	f	1-1	1-1	0-0	0	0	0	3	3	0	0	0	0	6			
34	CARLSON, John	f	0-0	0-0	0-0	0	1	1	1	0	0	0	0	0	8			
	Team					4	1	5										
	Totals		36-75	15-32	18-27	11	36	47	30	105	2	12	9	2	225			
	FG 1st Half:	11-29	37.9%	2nd half:	21-37	56.8%	OT:	4-9	44.4%	Game:	36-75	48.0%	Deadball					
	3FG 1st Half:	2-10	20.0%	2nd half:	12-18	66.7%	OT:	1-4	25.0%	Game:	15-32	46.9%	Rebounds					
	FT 1st Half:	7-10	70.0%	2nd half:	9-14	64.3%	OT:	2-3	66.7%	Game:	18-27	66.7%	4.1					

New Mexico 104 • 9-7, 2-2 MW

#	Player	Total		3-Ptr		Rebounds									
		FG-FGA	FG-FG%	FT-FTA	FT-FT%	Off	Def	Tot	PF	TP	A	TO	Bk	Stn	
14	KUIPER, Dane	f	3-5	0-1	2-2	1	0	1	4	8	0	0	0	26	
32	WILLIAMS, Tim	f	10-16	0-0	6-10	2	6	8	3	26	2	1	5	41	
11	AGET, Obij	c	1-5	0-0	0-0	3	1	4	1	2	1	0	1	14	
04	BROWN, Elijah	g	7-15	3-6	9-12	0	4	4	3	26	2	2	0	35	
05	HARRIS, Jalen	g	4-11	0-2	7-10	0	9	9	3	15	4	1	0	37	
01	UGUAK, Aher		0-1	0-1	0-0	0	0	0	0	0	0	0	1	0	
20	LOGWOOD, Sam		4-7	1-3	0-2	0	4	4	2	9	0	0	1	29	
23	FURSTINGER, Joe		0-0	0-0	2-2	0	0	0	4	2	1	0	0	9	
24	JEFFERSON, Damien		5-8	1-1	0-2	0	3	3	3	11	2	1	0	23	
31	MATHIS, Anthony		2-5	1-3	0-0	0	1	1	5	4	0	0	0	7	
55	MACDUGALL, Connor		0-0	0-0	0-0	0	0	0	0	0	0	0	0	2	
Team						0	5	5							
Totals			36-73	6-17	26-40	6	33	39	23	104	16	5	8	725	
FG 1st Half: 17-35			48.6%	2nd half: 18-33	54.5%	OT: 1-5	20.0%	Game: 36-73	49.3%	Deadball					
3FG 1st Half: 4-9			44.4%	2nd half: 1-6	16.7%	OT: 1-2	50.0%	Game: 6-17	35.3%	Rebounds					
FT 1st Half: 6-6			100.0%	2nd half: 13-26	50.0%	OT: 7-8	87.5%	Game: 26-40	65.0%						8

Officials: Christ Rastatter, Tom O'Niell, D.G. Nelson
Technical fouls: Nevada-FENNER, D.J.; CAROLINE, Jordan. New
Mexico-JEFFERSON, Damien.
Attendance: 11235

Score by periods	1st	2nd	OT	Total		In	Off	2nd	Fast	
					Points	Paint	T/O	Chance	Break	Bench
Nevada	31	63	11	105	NV	36	9	5	14	8
New Mexico	44	50	10	104	NM	48	10	11	12	27

Last FG - NV OT-00:02, NM OT-03:35.
Largest lead - NV by 3 1st-18:26, NM by 25 2nd-11:00.
NV led for 02:16. NM led for 40:04. Game was tied for 02:34.

2016-17 Box Scores

Official Basketball Box Score -- Game Totals -- Final Statistics UNLV vs New Mexico 01/10/17 7 p.m. MT at WisePies Arena - The Pit

UNLV 71 • 9-9, 2-3 MW

#	Player		Total		3-Ptr		Rebounds			PF	TP	A TO Blk Stl				Min
			FG-FGA	FG-FGA	FT-FTA	Off	Def	Tot								
11	DEMBELE, Cheickna	f	4-8	0-0	0-3	3	1	4	3	8	0	2	3	0	28	
20	JONES, Christian	f	3-6	0-0	3-3	2	6	8	2	9	1	4	0	0	31	
02	OFOGBU, Uche	g	4-8	3-4	3-4	1	7	8	2	14	2	2	0	4	35	
05	POYSER, Jalen	g	2-13	2-7	4-4	1	2	3	1	10	5	1	0	0	36	
30	MOORING, Jovan	g	6-12	3-6	4-5	1	3	4	2	19	6	1	0	5	36	
03	CLYBURN, Kris		0-0	0-0	0-0	0	2	2	1	0	0	0	0	0	6	
01	GREEN, Tyrell		3-8	1-3	0-0	0	2	2	3	7	0	1	0	1	19	
10	MORGAN, Zion		1-3	0-1	1-1	0	0	0	0	3	1	0	0	0	7	
31	BAXTER JR, Troy		0-2	0-0	1-2	0	0	0	0	1	0	0	0	0	2	
Team						4	0	4								
Totals			23-60	9-21	16-22	12	23	35	14	71	15	11	3	10	200	
FG % 1st Half: 11-35 31.4%			2nd half: 12-25 48.0%		Game: 23-60 38.3%										Deadball Rebounds 2	
3FG % 1st Half: 4-11 36.4%			2nd half: 5-10 50.0%		Game: 9-21 42.9%											
FT % 1st Half: 5-7 71.4%			2nd half: 11-15 73.3%		Game: 16-22 72.7%											

New Mexico 66 • 9-8, 2-3 MW

#	Player		Total		3-Ptr	Rebounds			PF	TP	A	TO	Blk	Stl	Min
			FG-FGA	FG-FGA	FT-FTA	Off	Def	Tot							
14	KUIPER, Dane	f	6-10	3-5	2-2	0	4	4	1	17	3	3	0	1	37
32	WILLIAMS, Tim	f	5-8	0-0	1-2	0	7	7	2	11	1	2	0	0	39
11	AGET, Obij	c	1-1	0-0	2-3	0	1	1	3	4	0	0	7	0	20
04	BROWN, Elijah	g	4-13	0-5	5-5	1	5	6	4	13	3	2	0	1	37
05	HARRIS, Jalen	g	4-4	1-1	2-2	0	3	3	4	11	4	5	0	0	25
03	HUNTER, Jordan		0-1	0-0	0-0	0	0	0	1	0	0	0	0	0	2
20	LOGWOOD, Sam		0-2	0-1	0-0	0	1	1	2	0	0	0	0	0	5
23	FURSTINGER, Joe		2-4	0-0	2-3	2	1	3	1	6	0	1	1	0	20
24	JEFFERSON, Damien		1-3	0-1	0-0	0	1	1	0	2	0	0	0	1	4
31	MATHIS, Anthony		1-4	0-2	0-0	0	2	2	3	2	3	0	0	2	11
Team						1	3	4							
Totals			24-50	4-15	14-17	4	28	32	21	66	14	13	8	5	200
FG % 1st Half: 15-27 55.6% 2nd half: 9-23 39.1% Game: 24-50 48.0%															Deadball Rebounds 2,1
3FG % 1st Half: 3-8 37.5% 2nd half: 1-7 14.3% Game: 4-15 26.7%															
FT % 1st Half: 4-5 80.0% 2nd half: 10-12 83.3% Game: 14-17 82.4%															

Officials: David Hall, Verne Harris, Eric Curry
Technical fouls: UNLV-None. New Mexico-None.
Attendance: 11379

Score by periods	1st	2nd	Total
UNLV	31	40	71
New Mexico	37	29	66

Last FG - LV 2nd-01:33, NM 2nd-01:19.
Largest lead - LV by 7 2nd-12:31, NM by 11 1st-09:32.
LV led for 10:24, NM led for 26:17, Game was tied for 03:19.

Points	In	Off	2nd	Fast	Bench
LV	22	20	10	6	11
NM	24	14	2	10	10

Score tied - 4 times.
Lead changed - 5 times.

Official Basketball Box Score -- Game Totals -- Final Statistics New Mexico vs Colorado State 1/14/17 12:06 pm at Fort Collins, Colo. (Moby Arena)

New Mexico 84 • 10-8, 3-3 MW

#	Player		Total		3-Ptr	Rebounds			PF	TP	A TO Blk Stl				Min	
			FG-FGA	FG-FGA	FT-FTA	Off	Def	Tot								
14	KUIPER, Dane	f	4-4	0-0	2-2	1	1	2	5	10	2	1	1	0	25	
32	WILLIAMS, Tim	f	7-13	0-0	1-3	2	7	9	3	15	1	4	1	1	34	
11	AGET, Obij	c	4-4	0-0	0-0	1	2	3	3	8	2	1	0	0	17	
04	BROWN, Elijah	g	6-12	4-6	9-11	0	9	9	4	25	7	4	1	1	30	
05	HARRIS, Jalen	g	0-3	0-1	0-0	0	0	0	2	0	1	2	1	0	21	
01	UGUAK, Aher		0-0	0-0	0-2	1	1	2	0	0	1	0	0	0	5	
03	HUNTER, Jordan		2-5	1-1	0-0	0	2	2	4	5	2	2	0	0	21	
20	LOGWOOD, Sam		1-3	0-0	2-4	0	1	1	3	4	0	1	0	0	13	
23	FURSTINGER, Joe		3-6	0-0	1-1	3	2	5	3	7	1	1	2	0	21	
24	JEFFERSON, Damien		3-4	1-1	3-4	0	1	1	2	10	0	0	0	0	13	
Team						1	4	5	1							
Totals				30-54	6-9	18-27	9	30	39	30	84	17	17	6	2	200
FG % 1st Half: 16-31			51.6%	2nd half: 14-23	60.9%	Game: 30-54			55.6%							Deadball Rebounds 6
3FG % 1st Half: 5-7			71.4%	2nd half: 1-2	50.0%	Game: 6-9			66.7%							
FT % 1st Half: 7-12			58.3%	2nd half: 11-15	73.3%	Game: 18-27			66.7%							

Colorado State 71 • 11-7, 3-2 MW

#	Player		Total		3-Ptr	Rebounds			PF	TP	A TO Blk Stl				Min
			FG-FGA	FG-FGA	FT-FTA	Off	Def	Tot							
02	OMOGBO,Emmanuel	f	5-11	1-3	3-8	0	8	8	4	14	2	5	4	2	38
32	CARVACHO,Nico	f	0-4	0-0	3-4	6	2	8	2	3	2	0	0	0	21
03	CLAVELL,Gian	g	7-14	2-6	6-10	3	3	6	4	22	2	3	0	5	35
11	NIXON,Prentiss	g	5-15	2-7	7-8	0	0	0	3	19	1	1	0	1	37
22	PAIGE,J.D.	g	1-6	1-5	2-4	0	1	1	4	5	4	1	0	1	35
15	BONNER,Anthony		0-1	0-0	4-4	0	2	2	4	4	1	0	0	0	18
33	KOELLIKER,Braden		1-2	1-1	1-1	2	0	2	1	4	0	0	0	1	16
Totals			19-53	7-22	26-39	11	18	29	22	71	12	12	4	10	200
FG % 1st Half: 10-32 31.3%			2nd half: 9-21 42.9%	Game: 19-53 35.8%			Deadball								
3FG % 1st Half: 5-15 33.3%			2nd half: 2-7 28.6%	Game: 7-22 31.8%			Rebounds								
FT % 1st Half: 9-16 56.3%			2nd half: 17-23 73.9%	Game: 26-39 66.7%			6								

Officials: Larry Spaulding, Mike Reed, Randy Heimerman
Technical fouls: New Mexico-HUNTER, Jordan; TEAM. Colorado State-PAIGE, J.D.;
NIXON, Prentiss.
Attendance: 3418

Score by periods	1st	2nd	Total
New Mexico	44	40	84
Colorado State	34	37	71

Last FG - NM 2nd-03:13, CSU 2nd-01:23.
Largest lead - NM by 21 2nd-09:54, CSU by 2 1st-16:55.
NM led for 36:42, CSU led for 01:56, Game was tied for 01:22.

Score tied - 3 times.
Lead changed - 10 times.

Official Basketball Box Score -- Game Totals -- Final Statistics New Mexico vs Boise State 01/17/17 9 pm at Boise, Idaho (Taco Bell Arena)

New Mexico 81 • 11-8 (4-3 MW)

#	Player		Total		3-Ptr	Rebounds			PF	TP	A TO Blk Stl			Min	
			FG-FGA	FG-FGA	FT-FTA	Off	Def	Tot							
14	KUIPER, Dane	f	2-3	1-2	0-0	0	0	0	5	5	1	0	0	1	25
32	WILLIAMS, Tim	f	8-16	1-1	2-2	1	2	3	1	19	1	3	0	3	38
11	AGET, Obij	c	1-4	0-0	2-2	2	2	4	3	4	0	0	0	1	22
04	BROWN, Elijah	g	4-13	2-6	6-7	0	7	7	2	16	4	4	0	1	33
05	HARRIS, Jalen	g	2-3	0-0	2-2	0	2	2	0	6	1	0	0	1	23
03	HUNTER, Jordan		2-5	1-2	6-6	1	1	2	2	11	2	1	0	1	20
20	LOGWOOD, Sam		6-7	1-1	3-3	1	3	4	2	16	0	1	0	1	22
23	FURSTINGER, Joe		0-1	0-0	0-0	0	2	2	2	0	0	0	0	0	9
24	JEFFERSON, Damien		2-2	0-0	0-0	0	2	2	3	4	1	2	0	0	8
Team						1	1	2							
Totals			27-54	6-12	21-22	6	22	28	20	81	10	12	0	9	200
FG % 1st Half: 19-29 65.5%															Deadball Rebounds 1,1
3FG % 1st Half: 5-7 71.4%															
FT % 1st Half: 6-7 85.7%															
2nd half: 1-5 20.0%															
2nd half: 15-15 100.0%															
Game: 27-54 50.0%															
Game: 6-12 50.0%															
Game: 21-22 95.5%															

Boise State 70 • 11-6 (4-2 MW)

#	Player		Total		3-Ptr	Rebounds			PF	TP	A TO Blk Stl				Min
			FG-FGA	FG-FGA	FT-FTA	Off	Def	Tot							
13	DUNCAN, Nick	f	3-10	2-9	4-5	1	3	4	3	12	2	2	1	2	40-
33	WACKER, David	f	1-3	0-0	0-0	1	2	3	2	2	0	1	2	0	13
03	JESSUP, Justinian	g	2-4	0-2	0-0	0	0	0	5	4	0	0	0	0	13
15	HUTCHISON, Chandler	g	5-14	0-0	4-5	2	6	8	2	14	3	3	1	0	37
30	AUSTIN, Paris	g	4-8	0-2	4-5	3	1	4	1	12	1	2	0	3	31
00	DICKINSON, Marcus		0-0	0-0	0-0	0	0	0	0	0	1	0	0	0	11
10	JORCH, Robin		0-0	0-0	0-0	0	0	0	1	0	0	1	0	0	1
11	HANEY, Zach		3-9	0-2	4-6	4	5	9	3	10	1	0	0	1	21
23	OLUYITAN, Cameron		0-0	0-0	0-0	0	0	0	1	0	0	0	0	0	3
55	REID, James		4-10	3-8	5-5	0	2	2	3	16	2	3	0	0	30
Team						3	1	4							
Totals			22-58	5-23	21-26	22-50	34	21	70		10	12	4	6	200
FG % 1st Half: 10-28 35.7%			2nd half: 12-30 40.0%	Game: 22-58 37.9%						Deadball					
3FG % 1st Half: 4-13 30.8%			2nd half: 1-10 10.0%	Game: 5-23 21.7%						Rebounds					
FT % 1st Half: 7-9 77.8%			2nd half: 12-17 84.4%	Game: 21-26 80.8%						4,1					

2016-17 Box Scores

Official Basketball Box Score -- Game Totals -- Final Statistics

Utah State vs New Mexico

01/24/17 9 p.m. MT at WisePies Arena - The Pit

Utah State 61 • 8-11, 2-6 MW

#	Player	Total		3-Ptr		Rebounds			PF	TP	A TO Blk Stl				Min
		FG-FGA	FG-FGA	FT-FTA	Off	Def	Tot	A			TO	Blk	Stl		
11	DARGENTON, Alexis	f	3-9	0-2	1-2	0	2	2	4	7	1	0	4	0	34
15	JANICEK, Norbert	f	1-2	0-0	0-0	1	2	3	4	2	0	3	0	0	18
01	McEWEN, Koby	g	4-7	2-3	7-9	0	7	7	2	17	2	2	0	1	32
03	MERRILL, Sam	g	2-7	1-4	0-0	1	0	1	1	5	3	2	0	2	28
14	MOORE, Jalen	g	6-12	1-3	1-2	1	6	7	2	14	2	2	0	0	38
00	RECTOR, Shane		3-4	2-3	0-0	1	0	1	3	8	1	2	0	0	16
05	PEARRE, Julien		1-3	0-2	0-1	0	0	0	1	2	0	0	0	1	13
10	TAYLOR, Quinn		3-7	0-0	0-3	3	1	4	2	6	0	1	0	0	18
24	BRITO, Diogo		0-0	0-0	0-0	0	0	0	0	0	0	0	0	0	3
Team						1	2	3							
Totals			23-51	6-17	9-17	8	20	28	19	61	9	12	4	4	200

FG % 1st Half: 12-26 46.2%

2nd half: 11-25 44.0%

Game: 23-51 45.1%

3FG % 1st Half: 1-7 14.3%

2nd half: 5-10 50.0%

Game: 6-17 35.3%

FT % 1st Half: 4-7 57.1%

2nd half: 5-10 50.0%

Game: 9-17 52.9%

Deadball Rebounds 2

New Mexico 74 • 13-8, 6-3 MW

#	Player	Total		3-Ptr		Rebounds			PF	TP	A TO Blk Stl				Min
		FG-FGA	FG-FGA	FT-FTA	Off	Def	Tot	A			TO	Blk	Stl		
14	KUIPER, Dane	f	4-9	0-3	0-0	0	4	4	2	8	2	1	0	0	35
32	WILLIAMS, Tim	f	6-11	0-0	1-1	1	4	5	4	13	2	0	0	0	30
11	AGET, Obij	c	0-2	0-0	0-0	1	0	1	3	0	0	1	2	0	13
04	BROWN, Elijah	g	8-13	2-5	6-6	1	7	8	2	24	3	5	0	1	34
05	HARRIS, Jalen	g	3-3	1-1	0-0	0	1	1	1	7	3	2	0	1	21
03	HUNTER, Jordan		1-5	0-3	4-4	0	1	1	1	6	5	0	0	2	21
20	LOGWOOD, Sam		0-2	0-0	0-0	0	1	1	1	0	0	0	0	0	5
23	FURSTINGER, Joe		0-2	0-0	0-0	1	4	5	0	0	2	0	1	0	21
24	JEFFERSON, Damien		3-3	0-0	0-0	0	2	2	2	6	0	1	0	0	10
55	MACDOUGALL, Connor		2-4	0-0	6-6	1	1	2	3	10	0	0	2	0	10
Team						2	1	3							
Totals			27-54	3-12	17-17	7	26	33	19	74	17	10	5	4	200

FG % 1st Half: 14-30 46.7%

2nd half: 13-24 54.2%

Game: 27-54 50.0%

3FG % 1st Half: 1-6 16.7%

2nd half: 2-6 33.3%

Game: 3-12 25.0%

FT % 1st Half: 3-3 100.0

2nd half: 14-14 100.0

Game: 17-17 100.0

Deadball Rebounds 0

Officials: David Hall, Verne Harris, Mike Reed

Technical fouls: Utah State-None, New Mexico-None.

Attendance: 10698

Score by periods				1st	2nd	Total	In Paint	Off T/O	2nd Chance	Fast Break	Bench
Utah State				29	32	61	30	9	6	4	16
New Mexico				32	42	74	24	18	9	2	22

Last FG - US 2nd-01:36, NM 2nd-03:30.

Largest lead - US by 2 1st-13:03, NM by 15 2nd-03:30.

US led for 04:17, NM led for 31:30. Game was tied for 04:13.

Score tied - 8 times.
Lead changed - 8 times.

59

Official Basketball Box Score -- Game Totals -- Final Statistics

New Mexico vs Nevada

01/28/17 1:00 p.m. at Reno, Nev. (Lawlor Events Center)

New Mexico 65 • 13-9 (6-4 MW)

#	Player	Total		3-Ptr		Rebounds			PF	TP	A TO Blk Stl				Min
		FG-FGA	FG-FGA	FT-FTA	FT-FTA	Off	Def	Tot			A	TO	Blk	Stl	
14	KUIPER, Dane	f	1-8	0-6	0-0	0	0	0	3	2	1	2	0	2	26
32	WILLIAMS, Tim	f	8-12	0-0	2-4	2	4	6	2	18	3	0	0	0	36
11	AGET, Obij	c	1-3	0-0	0-0	0	4	4	3	2	0	0	0	1	24
04	BROWN, Elijah	g	5-16	3-9	5-7	1	4	5	1	18	5	6	0	1	38
05	HARRIS, Jalen	g	2-3	1-1	2-2	0	1	1	4	7	3	1	0	0	19
01	UGUAK, Aher		1-3	0-2	0-0	1	0	1	1	2	0	1	0	0	8
03	HUNTER, Jordan		1-4	1-4	2-2	0	1	1	0	5	2	3	0	0	21
20	LOGWOOD, Sam		0-1	0-0	0-0	0	0	0	0	1	0	2	0	1	5
23	FURSTINGER, Joe		2-2	0-0	1-2	2	2	4	2	5	2	0	0	0	9
24	JEFFERSON, Damien		0-2	0-1	0-0	2	0	2	0	0	1	0	0	0	11
55	MACDOUGALL, Connor		1-1	0-0	4-4	1	2	3	2	6	0	1	0	1	3
Team						2	3	5							
Totals			22-55	5-23	16-21	11	21	32	19	65	17	17	0	6	200

FG % 1st Half: 11-28 39.3%

2nd half: 11-27 40.7%

Game: 22-55 40.0%

3FG % 1st Half: 2-10 20.0%

2nd half: 3-13 23.1%

Game: 5-23 21.7%

FT % 1st Half: 7-10 70.0%

2nd half: 9-11 81.8%

Game: 16-21 76.2%

Deadball Rebounds 2,1

Officials: Randy McCall, Eric Curry, D.G. Nelson

Attendance: 10727

Score by periods				1st	2nd	Total	In Paint	Off T/O	2nd Chance	Fast Break	Bench
New Mexico				31	34	65	30	15	9	5	18
Nevada				37	45	82	22	20	8	9	19

Last FG - NM 2nd-00:40, NV 2nd-00:16.

Largest lead - NM by 4 1st-14:08, NV by 17 2nd-00:16.

NM led for 05:02, NV led for 32:27. Game was tied for 02:31.

59

Official Basketball Box Score -- Game Totals -- Final Statistics

San Jose State vs New Mexico

02/04/17 4 p.m. MT at WisePies Arena - The Pit

San Jose State 78 • 11-10, 4-6 MW

#	Player	Total		3-Ptr		Rebounds			PF	TP	A TO Blk Stl				Min
		FG-FGA	FG-FGA	FT-FTA	FT-FTA	Off	Def	Tot			A	TO	Blk	Stl	
15	CLARKE, Brandon	f	8-14	0-0	1-6	3	4	7	2	17	2	2	4	2	35
32	WELAGE, Ryan	f	7-11	4-6	2-2	0	8	8	1	20	1	2	0	0	30
00	BROWN, Terrell	g	5-9	2-3	5-8	0	3	3	2	17	5	0	0	0	38
21	JAMES, Jalen	g	0-2	0-0	0-0	0	0	0	2	0	0	3	0	0	10
25	HILLSMAN, Jaycee	g	2-4	0-1	6-6	0	6	6	3	10	1	2	0	0	36
04	MITCHELL, Brandon		2-3	0-1	1-3	0	1	1	2	5	2	1	1	1	13
10	NICHOLS, Isaiah		0-0	0-0	0-0	0	0	0	4	0	2	1	0	1	9
20	THORNTON, Isaac		3-7	1-5	2-2	1	3	4	2	9	2	0	1	1	25
24	SINGER, Ryan		0-0	0-0	0-0	0	0	0	0	0	0	0	0	0	1
33	SCHWARTZ, Cody		0-0	0-0	0-0	0	0	0	0	0	0	0	0	0	3
Team						0	2	2							
Totals			27-50	7-16	17-27	4	27	31	18	78	15	11	6	5	200

FG % 1st Half: 15-26 57.7%

2nd half: 12-24 50.0%

Game: 27-50 54.0%

3FG % 1st Half: 5-10 50.0%

2nd half: 2-6 33.3%

Game: 7-16 43.8%

FT % 1st Half: 0-3 0.0%

2nd half: 17-24 70.8%

Game: 17-27 63.0%

Deadball Rebounds 4,2

Officials: Christ Rastatter, Rick O'Neill, Jon Stigliano

Technical fouls: San Jose State-None, New Mexico-None.

Attendance: 12731

Score by periods				1st	2nd	Total	In Paint	Off T/O	2nd Chance	Fast Break	Bench
San Jose State				35	43	78	36	23	2	6	14
New Mexico				35	33	68	28	11	10	4	20

Last FG - SJ 2nd-02:59, NM 2nd-01:54.

Largest lead - SJ by 13 2nd-05:50, NM by 8 1st-16:04.

SJ led for 20:26, NM led for 11:36. Game was tied for 07:58.

2016-17 Box Scores

Official Basketball Box Score -- Game Totals -- Final Statistics
New Mexico vs Air Force
2/8/17 7:05 PM MT at Clune Arena, USAF Academy, Colo.

New Mexico 74 • 15-10, 8-5

#	Player		Total		3-Ptr	Rebounds			PF	TP	A	TO	Bk	Stl	Min
			FG-FGA	FG-FGA	FT-FTA	Off	Def	Tot							
11	AGET, Obj	c	3-6	0-0	3-5	4	4	8	3	9	0	1	2	2	36
04	BROWN, Elijah	g	3-13	1-7	6-7	0	6	6	1	13	4	1	0	2	27
05	HARRIS, Jalen	g	2-5	0-1	0-0	0	2	2	1	4	0	1	0	1	17
20	LOGWOOD, Sam	g	7-11	1-1	2-2	1	5	6	4	17	1	0	1	0	35
24	JEFFERSON, Damien	g	0-3	0-2	0-1	0	0	0	0	0	2	0	0	0	17
01	UGUAK, Aher		1-1	0-0	1-3	0	0	0	1	3	0	1	0	0	5
03	HUNTER, Jordan		2-4	1-3	3-4	1	0	1	2	8	1	1	0	0	21
14	KUIPER, Dane		4-7	4-5	0-0	0	2	2	3	12	0	0	0	1	21
23	FURSTINGER, Joe		0-1	0-0	5-6	4	3	7	2	5	0	0	1	1	12
31	MATHIS, Anthony		1-3	1-3	0-0	1	0	0	0	3	0	0	0	0	7
55	MACDOUGALL, Connor		0-1	0-0	0-0	0	0	0	0	0	1	0	0	0	2
Team						0	2	2							
Totals			23-55	8-22	20-28	11	24	35	17	74	9	5	5	6	200

FG % 1st Half: 13-34 38.2% 2nd half: 10-21 47.6% Game: 23-55 41.8% Deadball Rebounds 2
3FG % 1st Half: 3-12 25.0% 2nd half: 5-10 50.0% Game: 8-22 36.4%
FT % 1st Half: 5-8 62.5% 2nd half: 15-20 75.0% Game: 20-28 71.4%

Air Force 67 • 10-14, 3-8

#	Player		Total		3-Ptr	Rebounds			PF	TP	A	TO	Bk	Stl	Min
			FG-FGA	FG-FGA	FT-FTA	Off	Def	Total							
35	GRAHAM, Hayden	f	8-14	1-4	0-0	1	4	5	5	17	3	3	2	0	35
33	TOOHEY, Frank	c	3-4	1-1	4-4	2	5	7	3	11	1	0	1	0	23
05	KOCUR, Zach	g	4-11	2-8	3-4	1	2	3	2	13	2	1	0	0	29
15	VAN, Jacob	g	3-9	1-3	2-2	0	3	3	3	9	5	1	0	1	35
20	LYONS, Trevor	g	0-3	0-2	3-5	0	4	4	3	3	3	1	0	1	23
01	NORMAN, Dane		1-3	0-1	1-2	2	2	4	2	3	0	2	0	0	9
02	SIPLES, CJ		0-1	0-1	0-0	1	1	2	1	0	0	1	0	0	5
12	SCOTTIE, Lavelle		2-4	0-0	0-0	2	1	3	1	4	1	0	0	1	13
22	LOUDER, Pervis		3-5	1-2	0-3	1	3	4	3	7	0	2	0	0	16
32	MANNING, Ryan		0-2	0-1	0-0	1	0	1	2	0	0	1	0	0	12
	Team					1	2	3							
Totals			24-56	6-23	13-20	12	27	39	25	67	15	13	2	4	200

FG % 1st Half: 14-32 43.8% 2nd half: 10-24 41.7% Game: 24-56 42.9% Deadball Rebounds 3
3FG % 1st Half: 3-12 30.0% 2nd half: 3-13 23.1% Game: 6-23 26.1%
FT % 1st Half: 3-7 42.9% 2nd half: 10-13 76.9% Game: 13-20 65.0%

Officials: David Hall, Michael Irving, Gregory Nixon
Technical fouls: New Mexico-BROWN, Elijah. Air Force-None.
Attendance: 2125

Score by periods	1st	2nd	Total
New Mexico	34	40	74
Air Force	34	33	67

Last FG - NM 2nd-07:10, AF 2nd-02:06.
Largest lead - NM by 7 2nd-09:44, AF by 6 1st-07:46.
NM led for 19:50, AF led for 09:58. Game was tied for 10:12.

Score tied - 13 times.
Lead changed - 6 times.

Official Basketball Box Score -- Game Totals -- Final Statistics
Boise State vs New Mexico
02/14/17 8 p.m. MT at WisePies Arena - The Pit

Boise State 73 • 16-8, 9-4 MW

#	Player		Total		3-Ptr	Rebounds				PF	TP	A	TO	Bk	Stl	Min
			FG-FGA	FG-FGA	FT-FTA	Off	Def	Tot								
13	DUNCAN, Nick	f	0-4	0-3	0-0	1	3	4	4	0	3	1	0	1	1	33
33	WACKER, David	f	3-7	0-0	6-6	3	2	5	3	12	1	1	0	1	1	25
03	JESSUP, Justinian	g	2-7	1-3	0-0	1	6	7	3	5	2	0	0	0	0	27
15	HUTCHISON, Chandler	g	13-26	1-4	4-7	3	3	6	2	31	2	2	0	2	2	36
55	REID, James	g	6-15	4-12	2-2	1	1	2	3	18	2	3	0	2	2	31
00	DICKINSON, Marcus		0-2	0-1	0-0	0	1	1	3	0	0	0	0	0	1	8
10	JORCH, Robin		0-0	0-0	0-0	0	0	0	1	0	0	1	0	0	0	8
11	HANEY, Zach		0-0	0-0	0-0	0	0	0	1	0	1	0	0	0	0	2
30	AUSTIN, Paris		3-6	0-1	1-2	1	4	5	2	7	1	3	0	0	0	23
34	HOBBES, Alex		0-1	0-0	0-0	0	0	0	1	0	0	1	0	0	0	7
	Team					3	1	4						1		
	Totals		27-68	6-24	13-17	13	21	34	23	73	12	13	0	7	200	

FG % 1st Half: 12-32 37.5% 2nd half: 15-36 41.7% Game: 27-68 39.7% Deadball Rebounds 0
3FG % 1st Half: 1-6 11.1% 2nd half: 5-15 33.3% Game: 6-24 25.0%
FT % 1st Half: 0-1 0.0% 2nd half: 13-16 81.3% Game: 13-17 76.5%

New Mexico 78 • 16-10, 9-5 MW

#	Player		Total		3-Ptr		Rebounds			PF	TP	A	TO	Blk	Stl	Min
			FG	FGA	FG	FGA	FT	FTA	Off							
20	LOGWOOD, Sam	f	2-9	0-1	2-4		1	5	6	2	6	2	5	0	1	33
24	JEFFERSON, Damien	f	5-6	2-3	2-3		1	4	5	1	14	2	1	0	0	27
11	AGET, Obj	c	7-8	0-0	0-0		2	4	6	2	14	0	1	5	1	30
04	BROWN, Elijah	g	6-16	2-5	13-14		0	6	6	1	27	4	2	1	2	35
05	HARRIS, Jalen	g	1-2	0-1	0-0		0	3	3	2	2	0	2	0	0	15
03	HUNTER, Jordan		3-3	0-0	3-3		0	1	1	1	9	5	1	0	0	27
14	KUIPER, Dane		1-4	0-1	0-0		1	4	5	4	2	0	0	1	0	18
23	FURSTINGER, Joe		1-2	0-0	2-2		0	2	2	3	4	0	1	2	1	13
55	MACDOUGALL, Connor		0-1	0-0	0-0		0	1	1	1	0	0	2	0	0	2
Team							0	1	1							
Totals				26-51	4-11	22-26	5	31	36	17	78	13	16	9	5	200

FG % 1st Half: 12-27 44.4% 2nd half: 14-24 58.3% Game: 26-51 51.0% Deadball Rebounds 3,1
3FG % 1st Half: 1-6 16.7% 2nd half: 3-5 60.0% Game: 4-11 36.4%
FT % 1st Half: 10-11 90.9% 2nd half: 12-15 80.0% Game: 22-26 84.6%

Officials: Verne Harris, John Higgins, Keith Kimble
Technical fouls: Boise State-None. New Mexico-None.
Attendance: 11071

Score by periods	1st	2nd	Total
Boise State	25	48	73
New Mexico	35	43	78

Last FG - BSU 2nd-00:19, NM 2nd-02:27.
Largest lead - BSU New Mexico, NM by 17 2nd-15:33.
BSU led for 00:00, NM led for 38:31. Game was tied for 01:29.

Score tied - 2 times.
Lead changed - 0 times.

Official Basketball Box Score -- Game Totals -- Final Statistics
New Mexico vs Fresno State
02/18/17 3 p.m. PT at Save Mart Center --- Fresno, Calif.

New Mexico 61 • 16-11, 9-6 MW

#	Player		Total		3-Ptr	Rebounds			PF	TP	A	TO	Blk	Stl	Min
			FG-FGA	FG-FGA	FT-FTA	Off	Def	Tot							
20	LOGWOOD, Sam	f	6-15	0-1	2-4	3	2	5	1	14	2	6	0	1	35
11	AGET, Obj	c	2-2	0-0	0-0	2	6	8	5	4	1	1	5	0	21
04	BROWN, Elijah	g	4-12	1-6	2-3	0	6	6	4	11	0	6	0	1	38
05	HARRIS, Jalen	g	2-3	1-1	1-2	0	3	3	1	6	4	2	0	1	20
24	JEFFERSON, Damien	g	3-5	2-4	2-2	0	4	4	3	10	1	0	0	1	22
01	UGUAK, Aher		0-0	0-0	0-0	0	0	0	0	0	1	0	0	0	3
03	HUNTER, Jordan		1-1	1-1	3-4	0	2	2	2	6	3	1	0	1	21
14	KUIPER, Dane		0-4	0-3	0-0	0	0	0	1	0	0	0	1	1	17
23	FURSTINGER, Joe		3-4	0-0	2-2	1	0	1	4	8	1	1	0	1	14
55	MACDOUGALL, Connor		1-3	0-0	0-0	0	1	1	4	2	0	1	0	0	9
Team						0	2	2							
Totals			22-49	5-16	12-17	6	26	32	25	61	13	19	6	7	200

FG % 1st Half: 12-27 44.4% 2nd half: 10-22 45.5% Game: 22-49 44.9% Deadball Rebounds 1
3FG % 1st Half: 3-7 42.9% 2nd half: 2-9 22.2% Game: 5-16 31.3%
FT % 1st Half: 3-5 60.0% 2nd half: 9-12 75.0% Game: 12-17 70.6%

Fresno State 71 • 16-11, 8-7 MW

#	Player	Total		3-Ptr	Rebounds			PF	TP	A	TO	Bk	Stl	Min	
		FG-FGA	FG-FGA	FT-FTA	Off	Def	Tot								
11	WILLIAMS, Bryson	f	3-7	0-0	8-9	5	5	10	2	14	0	0	1	0	27
01	HOPKINS, Jaron	g	7-13	0-0	1-3	1	2	3	3	15	2	4	0	2	22
03	WATSON, Paul	g	3-6	0-1	5-7	1	3	4	3	11	0	5	0	2	26
20	BITTNER, Sam	g	1-2	1-2	0-0	0	6	6	1	3	2	0	0	1	21
21	TAYLOR, Deshon	g	4-9	4-5	3-4	1	3	4	3	15	2	2	0	1	36
05	TAYLOR, Jahmel		1-2	1-2	0-0	0	2	2	1	3	2	0	1	1	27
10	MCWILLIAMS, Johnny		1-4	0-2	0-1	0	0	0	0	2	0	0	0	1	9
13	RUSSO, Cullen		2-4	0-1	0-0	0	3	3	4	4	2	3	0	4	19
34	CARTER II, Terrell		0-5	0-0	4-9	0	1	1	1	4	0	1	0	0	13
	Team					3	1	4							
Totals			22-52	6-13	21-33	11	26	37	18	71	10	15	2	12	200

FG % 1st Half: 9-24 37.5% 2nd half: 13-28 46.4% Game: 22-52 42.3% Deadball Rebounds 4
3

2016-17 Box Scores

Official Basketball Box Score -- Game Totals -- Final Statistics
New Mexico vs Wyoming Cowboys
02/25/17 4:02 pm at Laramie, Wyo. (Arena-Auditorium)

New Mexico 71 • 16-13, 9-8 MW															
#	Player	Total		3-Ptr	Rebounds			PF	TP	A	TO	Blk	Stl	Min	
		FG-FGA	FG-FGA		Off	Def	Tot								
11	AGET, Obij	c	2-2	0-0	0-0	1	2	3	2	4	0	1	2	0	16
03	HUNTER, Jordan	g	3-4	0-0	2-2	0	2	2	1	8	3	1	0	0	21
04	BROWN, Elijah	g	4-17	0-8	2-3	0	2	2	3	10	6	3	0	1	30
14	KUIPER, Dane	g	0-6	0-2	1-2	0	3	3	3	1	0	0	0	0	29
20	LOGWOOD, Sam	g	4-9	0-1	4-4	1	10	11	2	12	0	1	0	1	29
01	UGUAK, Aher		1-1	0-0	0-0	0	0	0	1	2	0	1	0	0	4
05	HARRIS, Jalen		0-2	0-1	0-0	1	2	3	1	0	0	0	0	1	11
23	FURSTINGER, Joe		0-0	0-0	0-0	1	1	2	0	0	0	1	0	0	9
24	JEFFERSON, Damien		2-9	0-3	0-0	0	2	2	0	4	0	1	1	1	20
31	MATHIS, Anthony		5-7	3-5	0-0	0	2	2	0	13	0	0	0	0	16
55	MACDOUGALL, Connor		4-6	0-0	9-12	4	2	6	2	17	0	0	1	0	15
Team						1	0	1							
Totals			25-63	3-20	18-23	9	28	37	15	71	9	9	4	4	200

FG % 1st Half: 13-31 41.9% 2nd half: 12-32 37.5% Game: 25-63 39.7% Deadball
3FG % 1st Half: 1-7 14.3% 2nd half: 2-13 15.4% Game: 3-20 15.0% Rebounds
FT % 1st Half: 4-6 66.7% 2nd half: 14-17 82.4% Game: 18-23 78.3% 2

Wyoming Cowboys 82 • 17-12, 7-9 MW															
#	Player	Total		3-Ptr	Rebounds			PF	TP	A	TO	Blk	Stl	Min	
		FG-FGA	FG-FGA		Off	Def	Tot								
05	Herndon, Alan	f	4-11	2-5	0-0	0	5	5	3	10	1	0	2	0	29
21	BARNES, Jonathan	f	1-2	0-0	1-1	1	0	1	0	3	0	0	1	0	6
11	LIEBERMAN, Jeremy	g	2-5	2-4	0-0	0	5	5	4	6	3	2	0	5	32
23	MCMANAMEN, Jason	g	6-12	4-9	1-3	1	2	3	0	17	4	0	0	1	30
24	ADAMS, Louis	g	2-5	0-1	0-0	0	2	2	1	4	1	1	0	0	14
01	JAMES, Justin		8-16	3-5	3-4	2	8	10	1	22	4	3	0	0	29
02	MOEMEKA, Andrew		0-0	0-0	0-0	0	3	3	2	0	1	0	1	0	9
03	AKA GORSKI,Alexander		3-5	3-5	0-0	0	1	1	1	9	0	0	0	0	16
10	KELLEY, Cody		0-0	0-0	0-0	0	0	0	0	0	0	1	0	0	4
20	DALTON, Hayden		4-5	0-0	3-4	0	4	4	4	11	2	3	0	0	27
33	NAUGHTON, Jordan		0-0	0-0	0-1	0	2	2	0	0	0	0	0	0	4
Team						2	0	2				1			
Totals			30-61	14-29	8-13	6	32	38	16	82	16	11	4	6	200

FG % 1st Half: 13-30 43.3% 2nd half: 17-31 54.8% Game: 30-61 49.2% Deadball
3FG % 1st Half: 7-13 53.8% 2nd half: 7-16 43.8% Game: 14-29 48.3% Rebounds
FT % 1st Half: 5-6 83.3% 2nd half: 3-7 42.9% Game: 8-13 61.5% 2

Officials: Mike Reed, Randy Heimerman, Rick Randall
Technical fouls: New Mexico-None. Wyoming Cowboys-None.
Attendance: 5354

Score by periods				In Paint	Off T/O	2nd Chance	Fast Break	Fast Bench
	1st	2nd	Total					
New Mexico	31	40	71	24	9	8	0	36
Wyoming Cowboys	38	44	82	28	13	8	2	42

Last FG - NM 2nd-05:53, WY 2nd-00:53. Score tied - 2 times.
Largest lead - NM by 4 1st-05:50, WY by 13 2nd-10:31. Lead changed - 2 times.
NM led for 03:27, WY led for 33:36. Game was tied for 02:57.