



THE UNIVERSITY OF NEW MEXICO

2017-18 MEN'S BASKETBALL

15 NCAA Tournament Appearances
WAC Champions: 1964, 1968, 1974, 1978, 1993, 1994, 1996
Six Mountain West Tournament Championships:
2005, 2012, 2013, 2014

2017-18 SCHEDULE

DATE	OPPONENT	TV	TIME (MT)
Oct. 27	BYU (Exhibition)	N/A	L, 79-73
Nov. 11	Northern N.M.	MWN	W, 147-76
Nov. 14	Omaha	MWN	W, 102-71
Nov. 17	at New Mexico State	AGGIEVISION	L, 75-56
Nov. 21	Tennessee Tech	MWN	L, 104-96

2017 Emerald Coast Classic, Niceville, Fla.

Nov. 24	vs. TCU	CBSSN	L, 69-67
Nov. 25	vs. Maryland	ECC Web	L, 80-65

2017 Mtn West/Missouri Valley Challenge

Nov. 29	Evansville	AT&TSN	W, 78-59
Dec. 2	at UTEP	CUSA.tv	L, 88-76
Dec. 6	at Colorado	Pac-12 Net.	L, 75-57
Dec. 9	New Mexico State	ESPN3	L, 65-62
Dec. 16	#23 Arizona	CBSSN	L, 89-73
Dec. 19	Rice	AT&TSN	W, 78-69
Dec. 22	Prairie View	AT&TSN	W, 87-78
Dec. 27	Air Force*	AT&TSN	W, 87-58
Dec. 30	at Nevada*	AT&TSN	L, 77-74
Jan. 3	at (RV) Boise State*	ESPN3	L, 90-62
Jan. 6	San José State*	MWN	W, 80-47
Jan. 10	Wyoming*	MWN	W, 75-66
Jan. 13	at Fresno State*	ESPN3	L, 89-80
Jan. 17	at UNLV*	ESPN3	W, 85-81
Jan. 20	San Diego State*	CBSSN	W, 79-75
Jan. 27	Colorado State*	ESPN3	W, 80-65
Jan. 31	at Utah State*	MWN	L, 89-80
Feb. 3	at San José State*	AT&TSN	W, 71-68
Feb. 6	Boise State*	ESPNU	L, 73-71
Feb. 10	at Air Force*	ESPN3	L, 100-92
Feb. 14	Utah State*	MWN	W, 78-63
Feb. 20	at Wyoming*	AT&TSN	W, 119-114
Feb. 25	UNLV*	CBSSN	W, 91-90
Feb. 28	at Colorado State*	AT&TSN	W, 108-87
Mar. 3	Fresno State*	ESPN3	W, 95-86 OT

2017 MW Championship (Hosted by UNLV)

Mar. 7	MW First Round	BYE
Mar. 8	MW Quarterfinals vs Wyoming	W, 85-75
Mar. 9	MW Semifinals vs No. 7 seed Utah State	W, 83-68
Mar. 10	MW Championship	
	CBS Sports	3 p.m. PT/4 p.m. MT

Bold denotes home game at Dreamstyle Arena (15,411)

italics denotes tournament

*denotes Mountain West game

Game times listed are Mountain time and subject to change

2018 Mountain West Championships - Finals

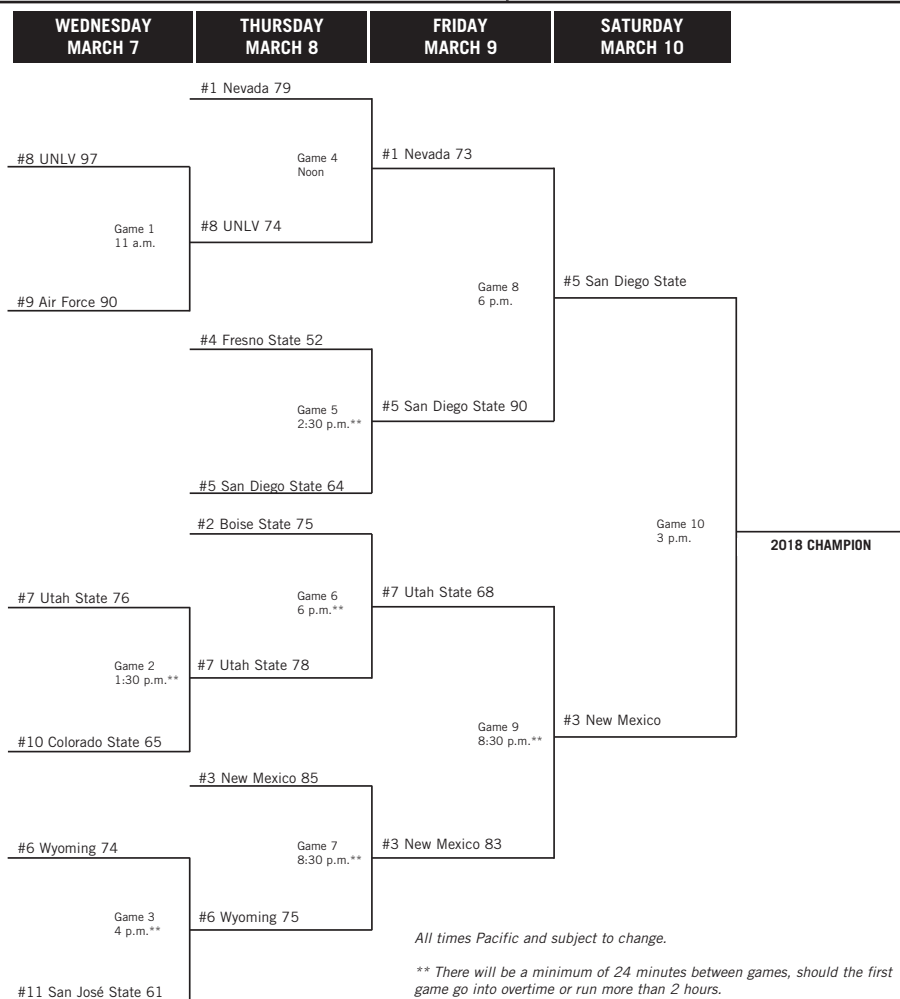


New Mexico Lobos

Record 19-14, 12-6 MW
Conference Mountain West
Head Coach Paul Weir (York, '04)
Record at UNM 19-14 (First Season)
Career Record 47-20 (Second Season)

Media Information

Tip-Off: 3 p.m. PT/4 p.m. MT
Location: Thomas & Mack Center
..... Las Vegas, Nev.
Capacity: 19,522
Live TV: CBS
Radio: 770 KIOB-AM
..... 94.5 FM
Play-By-Play: Lobo Radio Network
Analyst: Robert Portnoy
Live Stats: Hunter Greene
..... Lobos.statbroadcast.com



LOBOS IN THE CHAMPIONSHIP

Following UNM's victory over Utah State in the Semifinals on Friday night, the Lobos advance to the championship contest of the 2018 MW Tournament for the sixth time in program history, and the first time since 2014.

The Lobos are 4-1 all-time in the title contest and have won in each of their last four appearances, 2005, 2012, 2013, 2014).



Chelsea Pitvorec | Assistant Director of Athletic Communications
Email: cpitvorec@unm.edu | Cell: 352-422-2875

LOBOS RECORD WHEN ...	OVERALL	MW
Overall	19-14	12-6
At home	13-4	8-1
On the road	4-8	4-5
At neutral sites	2-2	0-0
After a win	12-6	8-4
After a loss	6-8	4-2
In overtime	0-0	0-0
vs. ranked opponents	0-1	0-0
In Cherry jerseys	1-8	1-4
In Silver jerseys	0-0	0-0
In White jerseys	15-5	9-2
In Turquoise jerseys	3-1	2-0
Games decided by 1-4 points	4-4	4-2
Games decided by 5-9 points	5-4	3-3
Games decided by 10-19 points	5-5	2-0
Games decided by 20+ points	5-1	3-1
Leading at half	15-3	8-2
Trailing at half	3-11	3-4
Tied at half	1-0	1-0
Shooting 50% or better	8-2	6-2
Shooting between 40-49.9%	11-4	6-3
Shooting less than 40%	0-8	0-1
Opponent shoots 50% or better	5-9	4-4
Opponent shoots b/w 40-49.9%	9-4	6-2
Opponent shoots b/w 30-39.9%	5-1	2-0
Opponent shoots less than 30%	0-0	0-0
UNM higher FG%	11-1	6-1
Opponent higher FG%	8-13	6-5
FG% Tied	0-0	0-0
UNM outrebounds	10-2	4-1
Opponent outrebounds	8-12	7-5
Rebounds tied	1-0	1-0
UNM more made free throws	12-4	6-1
Opponent more made free throws	5-8	4-4
Made free throws tied	2-2	2-1
UNM 3FG% higher	13-5	8-3
Opponent 3FG% higher	5-9	4-3
3FG% tied	1-0	0-0
UNM has more fouls	6-9	4-5
Opponent has more fouls	10-2	5-1
Fouls are tied	3-3	3-0
UNM more turnovers	3-5	3-3
Opponent more turnovers	16-7	9-2
Turnovers tied	0-2	0-1
Scoring less than 50 points	0-0	0-0
Scoring 50-59 points	0-2	0-0
Scoring 60-69 points	0-4	0-1
Scoring 70-79 points	6-4	4-2
Scoring 80-89 points	7-2	4-2
Scoring 90-99 points	2-2	2-1
Scoring 100+ points	4-0	2-0
Allowing 40 points or less	0-0	0-0
Allowing 41-49 points	1-0	1-0
Allowing 50-59 points	2-0	1-0
Allowing 60-69 points	6-2	4-0
Allowing 70-79 points	5-4	1-2
Allowing 80-89 points	3-5	3-2
Allowing 90+ points	2-3	2-2
On Monday	0-0	0-0
On Tuesday	3-2	1-1
On Wednesday	6-3	5-2
On Thursday	1-0	0-0
On Friday	2-2	0-0
On Saturday	6-7	5-3
On Sunday	1-0	1-0
In November	3-4	0-0
In December	3-5	1-1
In January	5-3	5-3
In February	5-2	5-2
In March	3-0	1-0

LOBOS VS SDSU IN THE TOURNAMENT FUN FACTS:

- The winner of the MW Championship title game between New Mexico and San Diego State will secure its league-best fifth crown. The Lobos and Aztecs have met twice before in the title tilt in 2012 and 2014, both of which were won by UNM.
- Saturday's championship game will feature a pair of coaches in their first season at the helm of their respective programs, Brian Dutcher (SDSU) and Paul Weir (UNM).
- This is the first time since 2013 that a No. 3 seed has advanced to the championship game of the Mountain West Tournament. No. 3 seeds are 1-3 in the title game, with the only win coming in 2004 when Utah knocked off No. 4 seed UNLV.
- The Lobos are now 18-14 all-time in the Conference tournament, including a 6-2 ledger in the semifinal round.

WE'RE STREAKING!

Friday night's victory over Utah State marks the seventh straight win for UNM, extending the largest streak of the season. Last time UNM earned seven straight victories was in the 2012-13 season when the squad opened the season 12-0 en route to a regular-season and MW tournament championship.

DOES JERSEY COLOR MATTER?

The Lobos took on Wyoming on Thursday night, claiming a 10-point victory over the Cowboys to advance to the MW Semifinals and topped Utah State on Friday to advance to the title game. On the season, UNM entered the MW tournament 13-4 at home, 4-8 on the road and 0-2 in neutral play. The Lobos typically wear Cherry jerseys on the road and white at home, with a few exceptions - throwing in the occasional Turquoise. In both games of the 2018 tournament the higher-seeded Lobos donned their white jerseys for battle and are now 15-5 on the season when wearing white. Compare that to 1-8 when wearing Cherry. Coincidence...?

STANDOUT FRESHMAN - MALUACH MAKING HISTORY

Freshman Makuach Maluach is currently second on the Lobo squad in points per game with 12.7 in conference play. He averages 23.4 minutes per game since MW competition started and has made his way into the Lobo record book with a total of 323 points on the season. He currently ranks fourth all-time in program history for most points scored by a freshman.

MATHIS - RANKED 3RD IN THE NATION

Junior Anthony Mathis has moved up to 3rd in the country in 3-point field goal percentage, firing at a clip of 49.5 percent from behind the arc. He has hit a team-high 96 3-pointers on the season. He is also ranked 29th in 3-point field goals per game (3.06) and 28th in total 3-pointers made on the season.

Mathis is moving his way up in the UNM record book. His 96 3-pointers ranks him tied for third all-time in Lobo history for 3-pointers in a single season.

3-Point Field Goals Made in a Season:

1.	Kevin Henry	1998-99	102
2.	Roman Martinez	2009-10	99
3.	Clayton Shields	1996-97	96
	Anthony Mathis	2017-18	96
5.	Marlow White	1993-94	94
	Ruben Douglas	2002-03	94
7.	Troy DeVries	2004-05	93
8.	Clayton Shields	1997-98	90
9.	Elijah Brown	2015-16	89
10.	Chad Toppert	2006-07	85
	Chad Toppert	2007-08	85

STARTERS AND RECORDS (in order of appearance)

McNeal	A. Jackson	Kuiper	Logwood	Furstinger	3-2
McNeal	Simons	Kuiper	Logwood	Furstinger	1-2
McNeal	Kuiper	Simmons	Logwood	Furstinger	0-1
McNeal	A. Jackson	Simons	Logwood	Furstinger	0-1
A. Jackson	Simons	Simmons	Maluach	Furstinger	0-1
A. Jackson	Kuiper	Simmons	Maluach	Furstinger	1-2
A. Jackson	Kuiper	Mathis	Maluach	Pinchuk	1-1
A. Jackson	Simons	Simmons	Pinchuk	Furstinger	1-0
McNeal	Kuiper	Simons	Maluach	Pinchuk	1-0
A. Jackson	Kuiper	Simmons	Pinchuk	Furstinger	0-1
A. Jackson	Kuiper	Mathis	Pinchuk	Furstinger	2-0
A. Jackson	Mathis	Simmons	Maluach	Pinchuk	2-0
A. Jackson	Mathis	Simmons	Furstinger	Pinchuk	1-0
McNeal	Mathis	Kuiper	Maluach	Furstinger	1-2
McNeal	Kuiper	Simons	Maluach	Logwood	1-1
A. Jackson	McNeal	Kuiper	Maluach	Furstinger	1-0
McNeal	Kuiper	Simons	Furstinger	Pinchuk	1-0
Jackson	Kuiper	Simons	Logwood	Pinchuk	1-0
Jackson	Mathis	Simons	Logwood	Furstinger	1-0

NEW MEXICO NOTES

3-POINT FRENZY - 5TH IN THE NATION

The Lobos are currently fifth in the nation in 3-pointers made per game (11.1) and entered the MW Championships seventh in total 3-pointers made on the season (345). UNM now has 359 3-pointers but the NCAA stats have not yet been updated.

BROKEN 3-POINTER STREAK

Prior to the MW tournament, the Lobos were riding a 12-game streak scoring 10 or more 3-pointers. In the last two games, the Lobos have registered just seven apiece, but still found a way to win.

SHATTERING 3-POINT RECORDS

The Lobos have already shattered five UNM program 3-pointer records on the season including the following: (Old record/new record set)

- Most 3-pointers attempted in a conference game (34/36 vs San Jose State Jan. 6)
- Most 3-pointers scored in a season (301/359)
- Most 3-pointers attempted in a season (782/955)
- Most 3-pointers scored in a conference season (179/202)
- Most 3-pointers attempted in a conference season (439/506)

LINEUP MIXUP

The Lobos have featured 19 different lineups this season over 33 games. In press conferences and radio interviews, Coach Weir explained his method to this madness - so to speak - designating deflections and other statistics in the most recent game as the primary determining factor in this season's Lobo starters.

LOBOS IN THE NATION - HEADING INTO MW CHAMPIONSHIPS*

*These stats were updated prior to the MW Quarterfinal game against Wyoming, NCAA statistics have not yet been updated.

The Lobos are performing well in many categories in comparison to the rest of the nation's teams. Here is a look at where the Lobos stack up nationally in key categories:

- 7th - 3-point field goals per game (11.1)
- 7th - total 3-point field goals made (345)
- 8th - turnover margin (4.3)
- 8th - turnovers forced (16.90)
- 9th - 3-point field goal attempts (914)
- 17th - free-throw percentage (77.3)
- 25th - scoring offense (82.3)

LOBOS IN THE MOUNTAIN WEST - HEADING INTO THE MW CHAMPIONSHIPS

*These stats were updated prior to the MW Quarterfinal game against Wyoming, NCAA statistics have not yet been updated.

The Lobos are ranked highly in the Mountain West in several statistical categories, including 17 in the top five. Below are just a few of the top spots UNM holds in the MW:

- 1st - 3-point field goals attempted (914)
- 1st - free-throw percentage (77.3)
- 1st - steals per game (7.5)
- 1st - 3-point field goals per game (11.1)
- 1st - total 3-pointers made (345)
- 1st - total steals (232)
- 1st - turnover margin (4.3)
- 1st - turnovers forced (16.90)

FINAL MOUNTAIN WEST STANDINGS

Place	School	MW	MW Pct.	Overall	Overall Pct.	Streak
1.	Nevada	15-3	0.833	26-6	0.813	L1
2.	Boise State	13-5	0.722	23-7	0.767	W1
3.	New Mexico	12-6	0.667	17-14	0.548	W5
4.	Fresno State	11-7	0.611	21-10	0.677	L1
	San Diego State	11-7	0.611	19-10	0.655	W6
6.	Wyoming	10-8	0.556	19-12	0.613	L1
7.	UNLV	8-10	0.444	19-12	0.613	L5
	Utah State	8-10	0.444	15-16	0.484	W1
9.	Air Force	6-12	0.333	12-18	0.400	W1
10.	Colorado State	4-14	0.222	11-20	0.355	L4
11.	San José State	1-17	0.056	4-25	0.138	L1

USA TODAY COACHES POLL

Week 17: As of 3/5/2018							
No.	School	Record	Pts.	1st	Prev.	Chg.	H/L
1	Virginia	28-2	800	32	1	0	1/NR
2	Xavier	27-4	753	0	4	2	4/20
3	Villanova	27-4	730	0	5	2	1/6
4	Duke	25-6	678	0	3	-1	1/10
5	Michigan St	29-4	619	0	2	-3	1/9
6	Gonzaga	28-4	616	0	7	1	6/19
7	Michigan	28-7	605	0	13	6	13/NR
8	Cincinnati	27-4	579	0	10	2	5/NR
9	Kansas	24-7	566	0	6	-3	2/13
10	Purdue	28-6	553	0	8	-2	3/NR
11	North Carolina	22-9	441	0	9	-2	4/22
12	Tennessee	23-7	402	0	17	5	14/NR
13	Texas Tech	23-8	386	0	12	-1	6/NR
14	Wichita St.	24-6	382	0	11	-3	3/21
15	Auburn	25-6	321	0	15	0	9/NR
16	Ohio St	24-8	303	0	14	-2	9/NR
17	Arizona	24-7	278	0	22	5	4/NR
18	West Virginia	22-9	241	0	19	1	2/21
19	St. Mary's	28-4	227	0	20	1	12/NR
20	Clemson	22-8	183	0	18	-2	12/NR
21	Houston	24-6	123	0	26	5	23/NR
22	Nevada	26-6	122	0	21	-1	21/NR
23	Florida	20-11	106	0	31	8	5/NR
24	Rhode Island	23-6	66	0	16	-8	14/NR
25	Miami-Florida	22-8	57	0	37	12	7/NR

Others receiving votes: Kentucky 41; Creighton 39; Loyola (Ill.) 30; Middle Tennessee 28; North Carolina State 18; St. Bonaventure 17; TCU 17; Virginia Tech 17; Seton Hall 14; Arizona State 8; New Mexico State 7; Arkansas 6; Florida State 5; Missouri 5; Texas A&M 5; Oklahoma 3; Baylor 2; Kansas State 1.

ASSOCIATED PRESS POLL

As of 3/5/2018				
No.	School	Record	Pts.	Prev. Rk.
1	Virginia (65)	1,625	28-2	1
2	Villanova	1,516	27-4	4
3	Xavier	1,510	27-4	3
4	Michigan State	1,346	29-4	2
5	Duke	1,340	25-6	5
6	Gonzaga	1,254	28-4	7
7	Michigan	1,231	28-7	15
8	Cincinnati	1,213	27-4	10
9	Kansas	1,129	24-7	6
10	Purdue	1,096	28-6	8
11	Wichita State	861	24-6	11
12	North Carolina	852	22-9	9
13	Tennessee	825	23-7	16
14	Texas Tech	784	23-8	12
15	Arizona	739	24-7	19
16	Auburn	692	25-6	14
17	Ohio State	603	24-8	13
18	West Virginia	486	22-9	20
19	Clemson	422	22-8	18
20	Saint Mary's	385	28-4	22
21	Houston	247	24-6	25
22	Nevada	218	26-6	21
23	Florida	192	20-11	NR
24	Miami (FL)	191	22-8	NR
25	Rhode Island	86	23-6	17

Others receiving votes: St. Bonaventure 72, Kentucky 66, TCU 45, Loyola-Chicago 43, Virginia Tech 15, Seton Hall 10, Middle Tennessee 9, Creighton 8, Arkansas 4, NC State 2, Nebraska 2, Kansas State 2, Buffalo 1, New Mexico State 1, Texas A&M 1, Florida State.

MW PRESEASON POLL

Place	School (1st Place Votes)	Points
1.	Nevada (19)	257
2.	San Diego State (2)	229
3.	Boise State (2)	211
4.	Fresno State	188
5.	Colorado State	154
6.	UNLV (1)	138
7.	Wyoming	133
8.	Utah State	102
9.	New Mexico	93
10.	San José State	41
11.	Air Force	38

THE 2017-18 NEW MEXICO LOBOS

NUMERICAL ROSTER

#	NAME	HT	WT	POS	YR	EXP.	HOMETOWN (LAST SCHOOL/TEAM)
0	Matt Vail	5-10	145	G	Fr.	HS	Grants, N.M. (Grants HS)
1	Chris McNeal	6-1	185	G	Jr.	TR	Jackson, Tenn. (Indian Hills)
2	Sam Logwood	6-8	215	G/F	Sr.	3L	Indianapolis, Ind. (La Lumiere HS)
3	Antino Jackson	6-0	170	G	Sr.	TR	Houston, Texas (Akron)
4	Mike Mondragon	6-3	210	G	R-Jr.	HS	Taos, N.M. (Highland HS)
5	Joe Furstinger	6-9	230	F	Sr.	3L	Rancho Santa Margarita, Calif. (Santa Margarita Cath. HS)
10	Makuach Maluach	6-5	190	G/F	Fr.	HS	Sydney, Australia (Newington College)
11	Jachai Simmons	6-7	180	G/F	Jr.	TR	Plainfield, N.J. (Midland College)
13	JaQuan Lyle	6-5	210	G	Jr.	TR	Evansville, Ind. (Ohio State)
14	Dane Kuiper	6-7	200	G/F	Jr.	2L	Wasilla, Alaska (Corona del Sol HS (Ariz.))
15	Vladimir Pinchuk	6-10	230	F/C	Fr.	HS	Schwelm, Germany (Maerkischies Gym. Schwelm)
22	Vance Jackson	6-9	235	F	So.	TR	Los Angeles, Calif. (UConn)
31	Troy Simons	6-3	195	G	Jr.	TR	Pittsburgh, Penn. (Polk State)
32	Anthony Mathis	6-3	175	G	Jr.	2L	West Linn, Ore. (West Linn HS)
55	Connor MacDougall	6-9	240	F	Sr.	1L	Tempe, Ariz. (South Mountain CC)

ALPHABETICAL ROSTER

#	NAME	HT	WT	POS	YR	EXP.	HOMETOWN (LAST SCHOOL/TEAM)
5	Joe Furstinger	6-9	230	F	Sr.	3L	Rancho Santa Margarita, Calif. (Santa Margarita Cath. HS)
3	Antino Jackson	6-0	170	G	Sr.	TR	Houston, Texas (Akron)
22	Vance Jackson	6-9	235	F	So.	TR	Los Angeles, Calif. (UConn)
14	Dane Kuiper	6-7	200	G/F	Jr.	2L	Wasilla, Alaska (Corona del Sol HS (Ariz.))
2	Sam Logwood	6-8	215	G/F	Sr.	3L	Indianapolis, Ind. (La Lumiere HS)
13	JaQuan Lyle	6-5	210	G	Jr.	TR	Evansville, Ind. (Ohio State)
55	Connor MacDougall	6-9	240	F	Sr.	1L	Tempe, Ariz. (South Mountain CC)
10	Makuach Maluach	6-5	190	G/F	Fr.	HS	Sydney, Australia (Newington College)
32	Anthony Mathis	6-3	175	G	Jr.	2L	West Linn, Ore. (West Linn HS)
1	Chris McNeal	6-1	185	G	Jr.	TR	Jackson, Tenn. (Indian Hills)
4	Mike Mondragon	6-3	210	G	R-Jr.	HS	Taos, N.M. (Highland HS)
15	Vladimir Pinchuk	6-10	230	F/C	Fr.	HS	Schwelm, Germany (Maerkischies Gym. Schwelm)
11	Jachai Simmons	6-7	180	G/F	Jr.	TR	Plainfield, N.J. (Midland College)
31	Troy Simons	6-3	195	G	Jr.	TR	Pittsburgh, Penn. (Polk State)
0	Matt Vail	5-10	145	G	Fr.	HS	Grants, N.M. (Grants HS)

PRONOUNCIATION GUIDE

3	ANTINO Jackson	ANT-uh-no
5	Joe FURSTINGER	FUR-sting-er
10	MAKUACH MALUACH	muh-KWATCH mal-a-WATCH
11	JACHAI Simmons	juh-KIE SIMM-uns
13	JAQUAN Lyle	JAY-qwan
14	Dane KUIPER	KIE-pur
31	Troy SIMONS	SIGH-muns
55	Connor MACDOUGALL	MACK-doo-gull

BY ELIGIBILITY

Seniors (4)

2	Sam Logwood	G/F
3	Antino Jackson	G
5	Joe Furstinger	F
55	Connor MacDougall	F

Juniors (6)

1	Chris McNeal	G
11	Jachai Simmons	G/F
13	JaQuan Lyle	G
14	Dane Kuiper	G/F
31	Troy Simons	Jr.
32	Anthony Mathis	Jr.

Sophomores (1)

22	Vance Jackson	F
----	---------------	---

Freshmen (3)

0	Matt Vail	G
10	Makuach Maluach	G/F
15	Vladimir Pinchuk	F/C

HOME STATE/COUNTRY

Alaska (1)

14	Dane Kuiper	G/F
----	-------------	-----

Arizona (1)

55	Connor MacDougall	F
----	-------------------	---

California (2)

5	Joe Furstinger	F
22	Vance Jackson	F

Indiana (2)

2	Sam Logwood	G/F
13	JaQuan Lyle	G

New Jersey (1)

11	Jachai Simmons	G/F
----	----------------	-----

New Mexico (1)

0	Matt Vail	G
---	-----------	---

Oregon (1)

32	Anthony Mathis	G
----	----------------	---

Pennsylvania (1)

31	Troy Simons	G
----	-------------	---

Tennessee (1)

1	Chris McNeal	G
---	--------------	---

Texas (1)

3	Antino Jackson	G
---	----------------	---

Australia (1)

10	Makuach Maluach	G/F
----	-----------------	-----

Germany (1)

15	Vladimir Pinchuk	F/C
----	------------------	-----

STARTERS RETURNING (1)

No.	Name	Pos.	GP-GS	Pts.	Reb.	Ast.	FG%	FT%
2	Sam Logwood	G/F	30-18	7.3	3.5	1.1	.449	.671

OTHER LETTERWINNERS RETURNING (4)

No.	Name	Pos.	GP-GS	Pts.	Reb.	Ast.	FG%	FT%
5	Joe Furstinger	F	26-5	3.3	2.9	0.6	.528	.721
14	Dane Kuiper	G/F	26-13	6.0	2.7	1.3	.435	.783
32	Anthony Mathis	G	10-0	2.9	1.0	0.8	.400	1.000
55	Connor MacDougall	F	27-0	4.0	1.9	0.1	.471	.815

STARTERS LOST (4)

No.	Name	GP-GS	Pts.	Reb.	Ast.	FG%	FT%
4	Elijah Brown	31-27	18.8	5.2	3.1	.379	.827
5	Jalen Harris	31-18	4.5	1.8	2.3	.439	.745
11	Obij Agat	31-28	5.9	4.1	0.4	.609	.700
32	Tim Williams	22-21	17.4	6.9	1.5	.562	.692

OTHER LETTERWINNERS LOST (5) NEWCOMERS (9)

No.	Name	No.	Name	Pos.	Exp.
1	Aher Uguak	0	Matt Vail	G	HS
3	Jordan Hunter	1	Chris McNeal	G	TR
21	Xavier Adams	3	Antino Jackson	G	TR
24	Damien Jefferson	10	Makuach Malauch	G/F	HS
30	Adam Cumber	11	Jachai Simmons	G/F	TR
		13	JaQuan Lyle	G	TR
		15	Vladimir Pinchuk	F/C	HS
		22	Vance Jackson	F	TR
		31	Troy Simons	G	TR



Paul Weir

21st Head Coach in UNM Program History
Career Record: 47-20

NOTEWORTHY :

- Named the 21st head coach in program history on April 11, 2017
- Spent last season at New Mexico State, finishing 28-6
- First basketball coach to serve as head coach for both New Mexico DI Institutions
- Led NMSU to WAC Tournament Championship and NCAA Appearance
- Married to Alma Weir and has one son, Theodore

COACHING EXPERIENCE

Head Coach:

New Mexico (2017-present) (19-14)

New Mexico State (2016-17) (28-6)

Associate Head Coach:

New Mexico State (2007-16)

Director of Basketball Operations:

University of Iowa (2005-07)

Assistant Coach:

Northwestern State (La.) (2004-05)

ALMA MATER

York (2004)

TWITTER

Follow @Paul_Weir1

MORE NOTES ON COACH WEIR

- Weir's 28 wins in 2016-17 were the most in Division I for first-year head coaches
- His 28-6 record as a first-year head coach tied for the 10th-most wins by a Division I head coach in NCAA history
- Among those 28 wins was a NMSU school record 20-game winning streak that was at the time the longest in the nation
- Has three master's degrees in health and human performance, sports psychology and business administration. Currently working on his doctorate
- Played at York University and became starting point-guard for the Lions as a freshman
- Weir came to NM State in 2007 after two seasons as the director of basketball operations at Iowa, where he served under former Lobo head coach Steve Alford

WHAT THEY ARE SAYING ABOUT PAUL WEIR

"New Mexico got a guy in Paul Weir that has paid his dues, and immediately showed he can get things done as the head coach. This hire makes sense because Weir knows the landscape and the expectations at UNM. He's a guy who can coach, recruit and connect with players. That's rare these days." - **Jeff Goodman, ESPN**

"Paul Weir handled the transition from assistant coach to head coach about as smoothly as it can be handled -- winning 28 games in his first year after being promoted at New Mexico State. It was similar to what Brad Stevens did immediately after being promoted at Butler. So the Lobos have hired an accomplished coach with a great reputation." - **Gary Parrish, CBS Sports**

2017-18 SEASON STATISTICS

RECORD:	OVERALL	HOME	AWAY	NEUTRAL
ALL GAMES	19-14	13-4	4-8	2-2
CONFERENCE	12-6	8-1	4-5	0-0
NON-CONFERENCE	7-8	5-3	0-3	2-2

#	Player	gp-gs	min	avg	Total		3-Point		F-Throw		Rebounds				pf	dq	a	to	blk	stl	pts	avg
					fg-fga	fg%	3fg-fga	3fg%	ft-fa	ft%	off	def	tot	avg								
32	MATHIS, Anthony	33-11	733	22.2	130-262	.496	96-200	.480	64-75	.853	13	56	69	2.1	85	5	33	27	4	18	420	12.7
05	FURSTINGER, Joe	32-25	869	27.2	111-202	.550	4-24	.167	105-131	.802	47	173	220	6.9	94	4	69	49	52	22	331	10.3
03	JACKSON, Antino	32-22	749	23.4	107-262	.408	67-172	.390	46-62	.742	10	54	64	2.0	78	2	144	78	0	46	327	10.2
02	LOGWOOD, Sam	25-14	644	25.8	118-239	.494	3-9	.333	88-110	.800	47	84	131	5.2	63	0	36	53	0	13	327	13.1
01	McNEAL, Chris	33-18	813	24.6	102-272	.375	56-177	.316	63-83	.759	5	56	61	1.8	55	0	92	63	0	26	323	9.8
10	MALUACH, Makuach	33-15	656	19.9	116-204	.569	29-61	.475	62-77	.805	35	48	83	2.5	78	3	33	42	8	19	323	9.8
31	SIMONS, Troy	28-12	644	23.0	92-234	.393	51-142	.359	40-50	.800	33	53	86	3.1	64	3	42	31	4	49	275	9.8
14	KUIPER, Dane	33-26	737	22.3	68-187	.364	39-127	.307	41-49	.837	15	93	108	3.3	70	1	50	25	7	32	216	6.5
15	PINCHUK, Vladimir	30-12	427	14.2	35-58	.603	0-0	.000	22-46	.478	27	47	74	2.5	54	1	6	16	12	2	92	3.1
11	SIMMONS, Jachai	25-10	341	13.6	33-81	.407	14-43	.326	4-8	.500	14	27	41	1.6	29	0	18	14	7	18	84	3.4
04	MONDRAGON, Mike	6-0	12	2.0	1-1	1.000	0-0	.000	0-0	.000	0	0	0	0.0	1	0	1	2	0	0	2	0.3
Team											62	44	106		1		10					
Total.....		33	6625		913-2002	.456	359-955	.376	535-691	.774	308	735	1043	31.6	672	19	524	410	94	245	2720	82.4
Opponents.....		33	6625		903-1869	.483	223-588	.379	530-737	.719	330	851	1181	35.8	667	-	449	550	110	195	2559	77.5

TEAM STATISTICS			NM	OPP	Date	Opponent	Score	Att.			
SCORING			2720	2559	11/11/17	NORTHERN NEW MEXICO	w	147-76	10695		
Points per game			82.4	77.5	11/14/17	NEBRASKA-OMAHA	w	103-71	9601		
Scoring margin			+4.9	-	11/17/17	at New Mexico State	L	56-75	6839		
FIELD GOALS-ATT			913-2002	903-1869	11/21/17	TENNESSEE TECH	L	96-104	9703		
Field goal pct			.456	.483	11/24/17	vs TCU	L	67-69	1000		
3 POINT FG-ATT			359-955	223-588	11/25/17	vs Maryland	L	65-80	1250		
3-point FG pct			.376	.379	11/29/17	EVANSVILLE	w	78-59	8943		
3-pt FG made per game			10.9	6.8	12/2/17	at UTEP	L	76-88	6394		
FREE THROWS-ATT			535-691	530-737	12/6/17	at Colorado	L	57-75	6610		
Free throw pct			.774	.719	12/9/17	NEW MEXICO STATE	L	62-65	12768		
F-Throws made per game			16.2	16.1	12/16/17	ARIZONA	L	73-89	13207		
REBOUNDS			1043	1181	12/19/17	RICE	w	78-69	9415		
Rebounds per game			31.6	35.8	12/22/17	PRAIRIE VIEW A&M	w	87-78	9423		
Rebounding margin			-4.2	-	* 12/27/17	AIR FORCE	w	87-58	10514		
ASSISTS			524	449	* 12/30/17	at Nevada	L	74-77	9530		
Assists per game			15.9	13.6	* 01/03/18	at Boise State	L	62-90	7557		
TURNOVERS			410	550	* 1/6/18	SAN JOSE STATE	w	80-47	10799		
Turnovers per game			12.4	16.7	* 1/10/18	WYOMING	w	75-66	9846		
Turnover margin			+4.2	-	* 01/13/18	at Fresno State	L	80-89	6244		
Assist/turnover ratio			1.3	0.8	* 01/17/18	at UNLV	w	85-81	10546		
STEALS			245	195	* 1/20/18	SAN DIEGO STATE	w	79-75	11418		
Steals per game			7.4	5.9	* 1/27/18	COLORADO STATE	w	80-65	12438		
BLOCKS			94	110	* 01/31/18	at Utah State	L	80-89	6345		
Blocks per game			2.8	3.3	* 02/03/18	at San Jose State	w	71-68	2151		
ATTENDANCE			185013	89917	* 2/6/18	BOISE STATE	L	71-73	11357		
Home games-Avg/Game			17-10883	12-6025	* 2/10/18	at Air Force	L	92-100	2851		
Neutral site-Avg/Game			-	4-4403	* 2/14/18	UTAH STATE	w	78-63	9737		
					* 02/20/18	at Wyoming	w	119-114	4321		
Score by Periods			1st	2nd	OT	Totals	* 2/25/18	UNLV	w	91-90	12080
New Mexico			1295	1411	14	2720	* 2/28/18	at Colorado State	w	108-87	2917
Opponents			1233	1321	5	2559	* 3/3/18	FRESNO STATE	Wot	95-86	13069
							03/08/18	vs Wyoming	w	85-75	7138
							03/09/18	vs Utah State	w	83-68	8224

* - Conference game

2017-18 CONFERENCE STATISTICS

RECORD:	OVERALL	HOME	AWAY	NEUTRAL
ALL GAMES	12-6	8-1	4-5	0-0
CONFERENCE	12-6	8-1	4-5	0-0
NON-CONFERENCE	0-0	0-0	0-0	0-0

#	Player	gp-gs	min	avg	Total		3-Point		F-Throw		Rebounds				pf	dq	a	to	blk	stl	pts	avg
					fg-fga	fg%	3fg-fga	3fg%	ft-fa	ft%	off	def	tot	avg								
32	MATHIS, Anthony	18-9	467	25.9	92-173	.532	66-127	.520	47-52	.904	9	35	44	2.4	51	3	15	17	2	12	297	16.5
10	MALUACH, Makuach	18-12	422	23.4	79-142	.556	23-44	.523	48-59	.814	21	29	50	2.8	56	3	21	23	2	12	229	12.7
05	FURSTINGER, Joe	17-12	513	30.2	68-116	.586	2-8	.250	58-79	.734	28	104	132	7.8	52	3	37	28	30	16	196	11.5
03	JACKSON, Antino	17-11	436	25.6	65-146	.445	41-96	.427	25-31	.806	8	27	35	2.1	45	2	98	50	0	30	196	11.5
01	McNEAL, Chris	18-9	411	22.8	47-134	.351	22-84	.262	32-42	.762	1	26	27	1.5	30	0	49	31	0	13	148	8.2
02	LOGWOOD, Sam	11-3	282	25.6	51-91	.560	2-3	.667	34-42	.810	13	42	55	5.0	27	0	11	19	0	4	138	12.5
31	SIMONS, Troy	13-4	301	23.2	40-96	.417	21-58	.362	15-19	.789	10	29	39	3.0	32	1	20	15	1	16	116	8.9
14	KUIPER, Dane	18-15	427	23.7	35-98	.357	17-67	.254	22-26	.846	5	47	52	2.9	35	0	25	13	5	19	109	6.1
11	SIMMONS, Jachai	12-6	158	13.2	14-30	.467	8-19	.421	3-5	.600	7	15	22	1.8	14	0	5	4	2	8	39	3.3
15	PINCHUK, Vladimir	15-9	199	13.3	13-23	.565	0-0	.000	11-25	.440	13	17	30	2.0	26	0	4	8	8	0	37	2.5
04	MONDRAGON, Mike	4-0	9	2.3	1-1	1.000	0-0	.000	0-0	.000	0	0	0	0.0	1	0	1	2	0	0	2	0.5
Team											26	15	41		1		7					
Total.....		18	3625		505-1050	.481	202-506	.399	295-380	.776	141	386	527	29.3	370	12	286	217	50	130	1507	83.7
Opponents.....		18	3625		503-1008	.499	114-287	.397	298-410	.727	174	438	612	34.0	361	-	234	282	56	100	1418	78.8

TEAM STATISTICS	NM	OPP	Date	Opponent	Score	Att.
SCORING	1507	1418	* 12/27/17	AIR FORCE	W 87-58	10514
Points per game	83.7	78.8	* 12/30/17	at Nevada	L 74-77	9530
Scoring margin	+4.9	-	* 01/03/18	at Boise State	L 62-90	7557
FIELD GOALS-ATT	505-1050	503-1008	* 1/6/18	SAN JOSE STATE	W 80-47	10799
Field goal pct	.481	.499	* 1/10/18	WYOMING	W 75-66	9846
3 POINT FG-ATT	202-506	114-287	* 01/13/18	at Fresno State	L 80-89	6244
3-point FG pct	.399	.397	* 01/17/18	at UNLV	W 85-81	10546
3-pt FG made per game	11.2	6.3	* 1/20/18	SAN DIEGO STATE	W 79-75	11418
FREE THROWS-ATT	295-380	298-410	* 1/27/18	COLORADO STATE	W 80-65	12438
Free throw pct	.776	.727	* 01/31/18	at Utah State	L 80-89	6345
F-Throws made per game	16.4	16.6	* 02/03/18	at San Jose State	W 71-68	2151
REBOUNDS	527	612	* 2/6/18	BOISE STATE	L 71-73	11357
Rebounds per game	29.3	34.0	* 2/10/18	at Air Force	L 92-100	2851
Rebounding margin	-4.7	-	* 2/14/18	UTAH STATE	W 78-63	9737
ASSISTS	286	234	* 02/20/18	at Wyoming	W 119-114	4321
Assists per game	15.9	13.0	* 2/25/18	UNLV	W 91-90	12080
TURNOVERS	217	282	* 2/28/18	at Colorado State	W 108-87	2917
Turnovers per game	12.1	15.7	* 3/3/18	FRESNO STATE	Wot 95-86	13069
Turnover margin	+3.6	-	* - Conference game			
Assist/turnover ratio	1.3	0.8				
STEALS	130	100				
Steals per game	7.2	5.6				
BLOCKS	50	56				
Blocks per game	2.8	3.1				
ATTENDANCE	101258	52462				
Home games-Avg/Game	9-11251	9-5829				
Neutral site-Avg/Game	-	0-0				

Score by Periods	1st	2nd	OT	Totals
New Mexico	709	784	14	1507
Opponents	666	747	5	1418

2017-18 Extended Season Statistics - All Games

RECORD:	OVERALL	HOME	AWAY	NEUTRAL
ALL GAMES	19-14	13-4	4-8	2-2
CONFERENCE	12-6	8-1	4-5	0-0
NON-CONFERENCE	7-8	5-3	0-3	2-2

#	Player	gp-gs	min	avg	Total		3-Point		F-Throw		Rebounds			avg	pf	dq	a	a/g	to	to/g	a/to	blk	blk/g	stl	stl/g	pts	avg
					fg-fga	fg%	3fg-fga	3fg%	ft-fa	ft%	off	def	tot														
32	MATHIS, Anthony	33-11	733	22.2	130-262	.496	96-200	.480	64-75	.853	13	56	69	2.1	85	5	33	1.00	27	0.82	1.22	4	0.12	18	0.55	420	12.7
05	FURSTINGER, Joe	32-25	869	27.2	111-202	.550	4-24	.167	105-131	.802	47	173	220	6.9	94	4	69	2.16	49	1.53	1.41	52	1.63	22	0.69	331	10.3
03	JACKSON, Antino	32-22	749	23.4	107-262	.408	67-172	.390	46-62	.742	10	54	64	2.0	78	2	144	4.50	78	2.44	1.85	0	0.00	46	1.44	327	10.2
02	LOGWOOD, Sam	25-14	644	25.8	118-239	.494	3-9	.333	88-110	.800	47	84	131	5.2	63	0	36	1.44	53	2.12	0.68	0	0.00	13	0.52	327	13.1
01	McNEAL, Chris	33-18	813	24.6	102-272	.375	56-177	.316	63-83	.759	5	56	61	1.8	55	0	92	2.79	63	1.91	1.46	0	0.00	26	0.79	323	9.8
10	MALUACH, Makuach	33-15	656	19.9	116-204	.569	29-61	.475	62-77	.805	35	48	83	2.5	78	3	33	1.00	42	1.27	0.79	8	0.24	19	0.58	323	9.8
31	SIMONS, Troy	28-12	644	23.0	92-234	.393	51-142	.359	40-50	.800	33	53	86	3.1	64	3	42	1.50	31	1.11	1.35	4	0.14	49	1.75	275	9.8
14	KUIPER, Dane	33-26	737	22.3	68-187	.364	39-127	.307	41-49	.837	15	93	108	3.3	70	1	50	1.52	25	0.76	2.00	7	0.21	32	0.97	216	6.5
15	PINCHUK, Vladimir	30-12	427	14.2	35-58	.603	0-0	.000	22-46	.478	27	47	74	2.5	54	1	6	0.20	16	0.53	0.38	12	0.40	2	0.07	92	3.1
11	SIMMONS, Jachai	25-10	341	13.6	33-81	.407	14-43	.326	4-8	.500	14	27	41	1.6	29	0	18	0.72	14	0.56	1.29	7	0.28	18	0.72	84	3.4
04	MONDRAGON, Mike	6-0	12	2.0	1-1	1.000	0-0	.000	0-0	.000	0	0	0	0.0	1	0	1	0.17	2	0.33	0.50	0	0.00	0	0.00	2	0.3
Total.....		33	6625		913-2002	.456	359-955	.376	535-691	.774	308	735	1043	31.6	672	19	524	15.88	410	12.42	1.28	94	2.85	245	7.42	2720	82.4
Opponents.....		33	6625		903-1869	.483	223-588	.379	530-737	.719	330	851	1181	35.8	667	-	449	13.61	550	16.67	0.82	110	3.33	195	5.91	2559	77.5

Score by Periods	1st	2nd	OT	Totals
New Mexico	1295	1411	14	2720
Opponents	1233	1321	5	2559

2017-18 Extended Season Statistics - Conference Only

RECORD:	OVERALL	HOME	AWAY	NEUTRAL
ALL GAMES	12-6	8-1	4-5	0-0
CONFERENCE	12-6	8-1	4-5	0-0
NON-CONFERENCE	0-0	0-0	0-0	0-0

#	Player	gp-gs	min	avg	Total		3-Point		F-Throw		Rebounds			avg	pf	dq	a	a/g	to	to/g	a/to	blk	blk/g	stl	stl/g	pts	avg
					fg-fga	fg%	3fg-fga	3fg%	ft-fa	ft%	off	def	tot														
32	MATHIS, Anthony	18-9	467	25.9	92-173	.532	66-127	.520	47-52	.904	9	35	44	2.4	51	3	15	0.83	17	0.94	0.88	2	0.11	12	0.67	297	16.5
10	MALUACH, Makuach	18-12	422	23.4	79-142	.556	23-44	.523	48-59	.814	21	29	50	2.8	56	3	21	1.17	23	1.28	0.91	2	0.11	12	0.67	229	12.7
05	FURSTINGER, Joe	17-12	513	30.2	68-116	.586	2-8	.250	58-79	.734	28	104	132	7.8	52	3	37	2.18	28	1.65	1.32	30	1.76	16	0.94	196	11.5
03	JACKSON, Antino	17-11	436	25.6	65-146	.445	41-96	.427	25-31	.806	8	27	35	2.1	45	2	98	5.76	50	2.94	1.96	0	0.00	30	1.76	196	11.5
01	McNEAL, Chris	18-9	411	22.8	47-134	.351	22-84	.262	32-42	.762	1	26	27	1.5	30	0	49	2.72	31	1.72	1.58	0	0.00	13	0.72	148	8.2
02	LOGWOOD, Sam	11-3	282	25.6	51-91	.560	2-3	.667	34-42	.810	13	42	55	5.0	27	0	11	1.00	19	1.73	0.58	0	0.00	4	0.36	138	12.5
31	SIMONS, Troy	13-4	301	23.2	40-96	.417	21-58	.362	15-19	.789	10	29	39	3.0	32	1	20	1.54	15	1.15	1.33	1	0.08	16	1.23	116	8.9
14	KUIPER, Dane	18-15	427	23.7	35-98	.357	17-67	.254	22-26	.846	5	47	52	2.9	35	0	25	1.39	13	0.72	1.92	5	0.28	19	1.06	109	6.1
11	SIMMONS, Jachai	12-6	158	13.2	14-30	.467	8-19	.421	3-5	.600	7	15	22	1.8	14	0	5	0.42	4	0.33	1.25	2	0.17	8	0.67	39	3.3
15	PINCHUK, Vladimir	15-9	199	13.3	13-23	.565	0-0	.000	11-25	.440	13	17	30	2.0	26	0	4	0.27	8	0.53	0.50	8	0.53	0	0.00	37	2.5
04	MONDRAGON, Mike	4-0	9	2.3	1-1	1.000	0-0	.000	0-0	.000	0	0	0	0.0	1	0	1	0.25	2	0.50	0.50	0	0.00	0	0.00	2	0.5
Total.....		18	3625		505-1050	.481	202-506	.399	295-380	.776	141	386	527	29.3	370	12	286	15.89	217	12.06	1.32	50	2.78	130	7.22	1507	83.7
Opponents.....		18	3625		503-1008	.499	114-287	.397	298-410	.727	174	438	612	34.0	361	-	234	13.00	282	15.67	0.83	56	3.11	100	5.56	1418	78.8

Score by Periods	1st	2nd	OT	Totals
New Mexico	709	784	14	1507
Opponents	666	747	5	1418

2017-18 Team Game-by-Game

Opponent	Date	Score		Total		3-Pointers		Free throws		Rebounds				pf	a	t/o	blk	stl	pts	avg
				fg-fga	pct	3fg-fga	pct	ft-fa	pct	off	def	tot	avg							
NORTHERN NEW MEXIC	11/11/17	147-76	W	55-85	.647	18-39	.462	19-22	.864	13	32	45	45.0	21	40	18	6	22	147	147.0
NEBRASKA-OMAHA	11/14/17	103-71	W	34-77	.442	17-39	.436	18-24	.750	19	29	48	46.5	19	21	18	5	11	103	125.0
at New Mexico State	11/17/17	56-75	L	20-52	.385	6-20	.300	10-15	.667	9	16	25	39.3	22	5	17	1	2	56	102.0
TENNESSEE TECH	11/21/17	96-104	L	28-69	.406	16-39	.410	24-29	.828	11	21	32	37.5	26	19	14	6	7	96	100.5
vs TCU	11/24/17	67-69	L	23-67	.343	6-30	.200	15-18	.833	12	23	35	37.0	19	8	9	3	7	67	93.8
vs Maryland	11/25/17	65-80	L	21-63	.333	9-29	.310	14-14	1.000	13	15	28	35.5	26	12	13	2	7	65	89.0
EVANSVILLE	11/29/17	78-59	W	30-61	.492	11-27	.407	7-9	.778	9	21	30	34.7	21	23	11	4	9	78	87.4
at UTEP	12/2/17	76-88	L	21-56	.375	11-31	.355	23-35	.657	10	27	37	35.0	25	11	14	0	4	76	86.0
at Colorado	12/6/17	57-75	L	21-71	.296	9-31	.290	6-16	.375	9	21	30	34.4	21	10	7	2	10	57	82.8
NEW MEXICO STATE	12/9/17	62-65	L	21-54	.389	8-28	.286	12-17	.706	9	27	36	34.6	20	9	19	3	5	62	80.7
ARIZONA	12/16/17	73-89	L	24-62	.387	12-34	.353	13-14	.929	8	15	23	33.5	21	15	7	2	6	73	80.0
RICE	12/19/17	78-69	W	25-62	.403	9-31	.290	19-23	.826	13	27	40	34.1	14	16	12	2	5	78	79.8
PRAIRIE VIEW A&M	12/22/17	87-78	W	28-60	.467	11-30	.367	20-24	.833	15	24	39	34.5	16	17	14	3	7	87	80.4
AIR FORCE	12/27/17	87-58	W	31-62	.500	14-33	.424	11-14	.786	7	27	34	34.4	20	21	8	4	9	87	80.9
at Nevada	12/30/17	74-77	L	27-63	.429	11-32	.344	9-11	.818	14	27	41	34.9	20	15	14	2	2	74	80.4
at Boise State	01/03/18	62-90	L	22-63	.349	6-27	.222	12-15	.800	5	20	25	34.2	16	12	13	0	7	62	79.2
SAN JOSE STATE	1/6/18	80-47	W	28-60	.467	13-36	.361	11-19	.579	12	22	34	34.2	21	23	6	2	12	80	79.3
WYOMING	1/10/18	75-66	W	23-50	.460	10-24	.417	19-25	.760	10	24	34	34.2	18	13	20	6	7	75	79.1
at Fresno State	01/13/18	80-89	L	28-54	.519	8-25	.320	16-19	.842	4	20	24	33.7	22	17	10	2	6	80	79.1
at UNLV	01/17/18	85-81	W	28-64	.438	10-26	.385	19-22	.864	11	23	34	33.7	20	12	11	1	5	85	79.4
SAN DIEGO STATE	1/20/18	79-75	W	24-58	.414	13-29	.448	18-25	.720	11	23	34	33.7	16	13	5	3	4	79	79.4
COLORADO STATE	1/27/18	80-65	W	28-54	.519	13-34	.382	11-15	.733	7	8	15	32.9	13	23	7	4	9	80	79.4
at Utah State	01/31/18	80-89	L	29-60	.483	13-28	.464	9-10	.900	8	17	25	32.5	16	18	10	3	4	80	79.4
at San Jose State	02/03/18	71-68	W	24-58	.414	11-35	.314	12-20	.600	7	12	19	32.0	21	14	10	5	11	71	79.1
BOISE STATE	2/6/18	71-73	L	24-52	.462	11-23	.478	12-16	.750	3	23	26	31.7	15	15	11	6	8	71	78.8
at Air Force	2/10/18	92-100	L	28-56	.500	14-27	.519	22-28	.786	6	18	24	31.4	26	15	17	1	6	92	79.3
UTAH STATE	2/14/18	78-63	W	30-65	.462	11-28	.393	7-9	.778	9	19	28	31.3	18	18	9	3	12	78	79.2
at Wyoming	02/20/18	119-114	W	37-60	.617	13-27	.481	32-43	.744	5	29	34	31.4	32	17	20	1	9	119	80.6
UNLV	2/25/18	91-90	W	28-56	.500	11-22	.500	24-29	.828	4	24	28	31.3	29	11	10	3	2	91	81.0
at Colorado State	2/28/18	108-87	W	37-61	.607	10-30	.333	24-29	.828	10	27	37	31.5	24	18	18	3	12	108	81.9
FRESNO STATE	3/3/18	95-86	Wot	29-54	.537	10-20	.500	27-31	.871	8	23	31	31.5	23	11	18	1	5	95	82.3
vs Wyoming	03/08/18	85-75	W	29-59	.492	7-17	.412	20-26	.769	13	25	38	31.7	14	19	7	2	6	85	82.4
vs Utah State	03/09/18	83-68	W	28-54	.519	7-24	.292	20-25	.800	4	26	30	31.6	17	13	13	3	7	83	82.4
New Mexico		2720		913-2002	.456	359-955	.376	535-691	.774	308	735	1043	31.6	672	524	410	94	245	2720	82.4
Opponents		2559		903-1869	.483	223-588	.379	530-737	.719	330	851	1181	35.8	667	449	550	110	195	2559	77.5

Games played: 33
Points/game: 82.4
FG Pct: 45.6
3FG Pct: 37.6
FT Pct: 77.4

Rebounds/game: 31.6
Assists/game: 15.9
Turnovers/game: 12.4
Assist/turnover ratio: 1.3
Steals/game: 7.4
Blocks/game: 2.8

2017-18 SEASON STATISTICS

2017-18 Opponent Game-by-Game

Opponent	Date	Score		Total		3-Pointers		Free throws		Rebounds										
				fg-fga	pct	3fg-fga	pct	ft-fa	pct	off	def	tot	avg	pf	a	t/o	blk	stl	pts	avg
NORTHERN NEW MEXIC	11/11/17	147-76	W	26-70	.371	6-21	.286	18-24	.750	13	17	30	30.0	20	16	33	0	13	76	76.0
NEBRASKA-OMAHA	11/14/17	103-71	W	22-57	.386	10-30	.333	17-26	.654	9	28	37	33.5	21	12	26	2	9	71	73.5
at New Mexico State	11/17/17	56-75	L	25-64	.391	4-20	.200	21-29	.724	25	25	50	39.0	19	14	14	2	6	75	74.0
TENNESSEE TECH	11/21/17	96-104	L	34-61	.557	12-22	.545	24-32	.750	9	30	39	39.0	25	23	17	4	13	104	81.5
vs TCU	11/24/17	67-69	L	28-59	.475	4-14	.286	9-17	.529	13	33	46	40.4	19	14	16	9	4	69	79.0
vs Maryland	11/25/17	65-80	L	24-46	.522	8-15	.533	24-27	.889	9	29	38	40.0	18	15	22	6	3	80	79.2
EVANSVILLE	11/29/17	78-59	W	19-52	.365	3-13	.231	18-23	.783	15	24	39	39.9	17	8	21	3	6	59	76.3
at UTEP	12/2/17	76-88	L	29-54	.537	9-24	.375	21-27	.778	2	31	33	39.0	25	10	14	0	4	88	77.8
at Colorado	12/6/17	57-75	L	26-52	.500	9-15	.600	14-22	.636	9	49	58	41.1	21	14	23	5	3	75	77.4
NEW MEXICO STATE	12/9/17	62-65	L	26-61	.426	4-20	.200	9-18	.500	15	29	44	41.4	21	11	17	6	8	65	76.2
ARIZONA	12/16/17	73-89	L	32-50	.640	9-13	.692	16-21	.762	6	29	35	40.8	14	17	10	5	4	89	77.4
RICE	12/19/17	78-69	W	27-62	.435	6-26	.231	9-13	.692	10	26	36	40.4	18	11	13	2	5	69	76.7
PRAIRIE VIEW A&M	12/22/17	87-78	W	30-58	.517	9-18	.500	9-17	.529	9	20	29	39.5	22	17	16	6	10	78	76.8
AIR FORCE	12/27/17	87-58	W	22-58	.379	3-16	.188	11-20	.550	15	24	39	39.5	15	7	17	2	4	58	75.4
at Nevada	12/30/17	74-77	L	25-57	.439	8-24	.333	19-29	.655	10	22	32	39.0	13	16	5	6	7	77	75.5
at Boise State	01/03/18	62-90	L	38-64	.594	8-18	.444	6-12	.500	9	36	45	39.4	15	18	17	1	8	90	76.4
SAN JOSE STATE	1/6/18	80-47	W	14-44	.318	3-11	.273	16-24	.667	10	24	34	39.1	19	7	20	1	3	47	74.7
WYOMING	1/10/18	75-66	W	26-53	.491	4-12	.333	10-12	.833	4	19	23	38.2	22	9	18	5	7	66	74.2
at Fresno State	01/13/18	80-89	L	32-49	.653	9-12	.750	16-24	.667	2	24	26	37.5	21	16	9	4	3	89	75.0
at UNLV	01/17/18	85-81	W	30-62	.484	2-13	.154	19-30	.633	13	27	40	37.7	20	18	12	7	5	81	75.3
SAN DIEGO STATE	1/20/18	79-75	W	27-61	.443	8-21	.381	13-15	.867	12	28	40	37.8	25	13	12	6	3	75	75.3
COLORADO STATE	1/27/18	80-65	W	26-49	.531	5-10	.500	8-10	.800	15	20	35	37.6	19	11	23	2	4	65	74.8
at Utah State	01/31/18	80-89	L	31-55	.564	13-24	.542	14-17	.824	9	23	32	37.4	12	15	13	3	7	89	75.4
at San Jose State	02/03/18	71-68	W	24-51	.471	3-13	.231	17-22	.773	14	29	43	37.6	22	13	25	2	7	68	75.1
BOISE STATE	2/6/18	71-73	L	27-62	.435	4-12	.333	15-17	.882	14	27	41	37.8	14	6	10	1	8	73	75.0
at Air Force	2/10/18	92-100	L	36-61	.590	5-18	.278	23-26	.885	9	24	33	37.6	27	20	15	5	5	100	76.0
UTAH STATE	2/14/18	78-63	W	20-39	.513	10-20	.500	13-17	.765	2	27	29	37.3	16	10	23	2	3	63	75.5
at Wyoming	02/20/18	119-114	W	37-64	.578	13-23	.565	27-38	.711	4	24	28	36.9	32	19	18	2	7	114	76.9
UNLV	2/25/18	91-90	W	29-60	.483	4-7	.571	28-40	.700	13	26	39	37.0	21	17	11	1	3	90	77.3
at Colorado State	2/28/18	108-87	W	31-62	.500	5-16	.313	20-29	.690	11	16	27	36.7	24	13	19	3	9	87	77.7
FRESNO STATE	3/3/18	95-86	Wot	28-57	.491	7-17	.412	23-28	.821	8	18	26	36.3	24	6	15	3	7	86	77.9
vs Wyoming	03/08/18	85-75	W	28-58	.483	9-26	.346	10-15	.667	7	20	27	36.0	22	20	12	3	3	75	77.8
vs Utah State	03/09/18	83-68	W	24-57	.421	7-24	.292	13-16	.813	5	23	28	35.8	24	13	14	1	4	68	77.5
Opponents		2559		903-1869	.483	223-588	.379	530-737	.719	330	851	1181	35.8	667	449	550	110	195	2559	77.5
New Mexico		2720		913-2002	.456	359-955	.376	535-691	.774	308	735	1043	31.6	672	524	410	94	245	2720	82.4

Games played: 33
Points/game: 77.5
FG Pct: 48.3
3FG Pct: 37.9
FT Pct: 71.9

Rebounds/game: 35.8
Assists/game: 13.6
Turnovers/game: 16.7
Assist/turnover ratio: 0.8
Steals/game: 5.9
Blocks/game: 3.3

CHARTING THE NUMBERS

	Season	Career at UNM	<u>10+ Rebound Games</u>	
<u>Double-Digit Scoring Games</u>			Joe Furstinger	6
Sam Logwood	15	35 (21-14)	Sam Logwood	1
Dane Kuiper	8	15 (11-4)		
Anthony Mathis	25	27 (15-12)	<u>Rebounding Leaders</u>	
Connor MacDougall	0	3 (2-1)	Sam Logwood	5
Chris McNeal	14	14 (7-7)	Joe Furstinger	24
Antino Jackson	17	17 (12-5)	Connor MacDougall	0
Makuach Maluach	12	12 (9-3)	Vladimir Pinchuk	1
Vladimir Pinchuk	3	3 (2-1)	Troy Simons	4
Troy Simons	11	11 (8-3)	Dane Kuiper	1
Joe Furstinger	16	16 (14-2)	Antino Jackson	1
Jachai Simmons	1	1 (1-0)		
			<u>Double-Doubles</u>	
<u>40-Point Games</u>			Sam Logwood	1
			Chris McNeal	1
<u>30-Point Games</u>			Joe Furstinger	6
			Antino Jackson	2
<u>20-Point Games</u>			<u>Assist Leaders</u>	
Sam Logwood	4	5 (2-3)	Sam Logwood	3
Chris McNeal	3	3 (1-2)	Dane Kuiper	3
Troy Simons	2	2 (2-0)	Joe Furstinger	5
Dane Kuiper	1	1 (0-1)	Anthony Mathis	1
Joe Furstinger	3	3 (3-0)	Chris McNeal	8
Antino Jackson	2	2 (2-0)	Antino Jackson	19
Makuach Maluach	2	2 (0-2)	Troy Simons	1
Anthony Mathis	3	3 (2-1)		
			* () Team's record in those games	
<u>Scoring Leaders</u>				
Sam Logwood	4	9 (6-3)		
Dane Kuiper	1	2 (0-2)		
Connor MacDougall	0	1 (0-1)		
Chris McNeal	3	3 (1-2)		
Troy Simons	5	5 (5-0)		
Anthony Mathis	9	9 (4-5)		
Antino Jackson	4	4 (3-1)		
Joe Furstinger	6	6 (5-1)		
Jachai Simmons	1	1 (1-0)		
Makuach Maluach	4	4 (2-2)		

SCORING MARGIN BREAKDOWN

Total	1	2	3	4	5	6	7	8	9	10	11-15	16-20	21+
Win	1	0	1	2	0	0	0	0	4	1	3	1	5
Loss	0	2	2	0	0	0	0	2	2	0	2	3	1

UNM INDIVIDUAL GAME HIGHS

New Mexico - INDIVIDUAL GAME HIGHS

Points	29		McNEAL, Chris vs Tennessee Tech (11/21/17)
	27		LOGWOOD, Sam vs TCU (11/24/17)
	26		MALUACH, Makuach at Air Force (2/10/18)
	25		MATHIS, Anthony vs Utah State (2/14/18)
Field Goals Made	25		MATHIS, Anthony at Utah State (01/31/18)
	11		LOGWOOD, Sam at Wyoming (02/20/18)
	10		MALUACH, Makuach at Air Force (2/10/18)
	10		LOGWOOD, Sam vs TCU (11/24/17)
Field Goal Att.	21		LOGWOOD, Sam vs TCU (11/24/17)
	16		McNEAL, Chris vs TCU (11/24/17)
	16		McNEAL, Chris vs Tennessee Tech (11/21/17)
	16		SIMONS, Troy vs Nebraska-Omaha (11/14/17)
FG Pct (min 5 made)	1.000	(7-7)	MALUACH, Makuach vs Northern New Mexico (11/11/17)
	1.000	(6-6)	PINCHUK, Vladimir vs Northern New Mexico (11/11/17)
	1.000	(5-5)	PINCHUK, Vladimir at UNLV (01/17/18)
3-Point FG Made	7		MATHIS, Anthony vs Utah State (2/14/18)
	7		McNEAL, Chris vs Tennessee Tech (11/21/17)
3-Point FG Att.	11		McNEAL, Chris vs Tennessee Tech (11/21/17)
	11		SIMONS, Troy vs Nebraska-Omaha (11/14/17)
3-Pt FG Pct (min 2 made)	1.000	(5-5)	MATHIS, Anthony vs Fresno State (3/3/18)
	1.000	(2-2)	SIMONS, Troy vs Wyoming (03/08/18)
	1.000	(2-2)	KUIPER, Dane vs UNLV (2/25/18)
	1.000	(2-2)	MALUACH, Makuach vs UNLV (2/25/18)
	1.000	(2-2)	MALUACH, Makuach vs San Jose State (1/6/18)
	1.000	(2-2)	KUIPER, Dane at Colorado (12/6/17)
Free Throws Made	12		MALUACH, Makuach at Wyoming (02/20/18)
	12		FURSTINGER, Joe vs Prairie View A&M (12/22/17)
Free Throw Att.	15		MALUACH, Makuach at Wyoming (02/20/18)
	12		McNEAL, Chris at Wyoming (02/20/18)
	12		FURSTINGER, Joe vs Prairie View A&M (12/22/17)
FT Pct (min 3 made)	1.000	(12-12)	FURSTINGER, Joe vs Prairie View A&M (12/22/17)
	1.000	(10-10)	FURSTINGER, Joe at Colorado State (2/28/18)
	1.000	(8-8)	SIMONS, Troy vs Fresno State (3/3/18)
	1.000	(8-8)	FURSTINGER, Joe at UNLV (01/17/18)
	1.000	(7-7)	MATHIS, Anthony vs UNLV (2/25/18)
	1.000	(6-6)	MALUACH, Makuach vs Wyoming (1/10/18)
	1.000	(6-6)	McNEAL, Chris at UTEP (12/2/17)
	1.000	(5-5)	LOGWOOD, Sam at Colorado State (2/28/18)
	1.000	(5-5)	MALUACH, Makuach at Fresno State (01/13/18)
	1.000	(5-5)	LOGWOOD, Sam vs Rice (12/19/17)
	1.000	(5-5)	FURSTINGER, Joe vs Rice (12/19/17)
	1.000	(5-5)	McNEAL, Chris vs Maryland (11/25/17)
	1.000	(5-5)	FURSTINGER, Joe vs Nebraska-Omaha (11/14/17)
	1.000	(4-4)	FURSTINGER, Joe vs Utah State (03/09/18)
	1.000	(4-4)	SIMONS, Troy vs Utah State (03/09/18)
	1.000	(4-4)	KUIPER, Dane at Air Force (2/10/18)
	1.000	(4-4)	JACKSON, Antino vs Boise State (2/6/18)
	1.000	(4-4)	JACKSON, Antino at UNLV (01/17/18)
	1.000	(4-4)	LOGWOOD, Sam at Boise State (01/03/18)
	1.000	(4-4)	MALUACH, Makuach vs Prairie View A&M (12/22/17)
	1.000	(4-4)	KUIPER, Dane vs Arizona (12/16/17)
	1.000	(4-4)	SIMONS, Troy vs Arizona (12/16/17)
	1.000	(4-4)	SIMONS, Troy vs New Mexico State (12/9/17)

UNM AND OPPONENT TEAM HIGHS/LOWS

NEW MEXICO - TEAM GAME HIGHS

POINTS	147	NORTHERN NEW MEXICO (11/11/17)
	119	at Wyoming (02/20/18)
	108	at Colorado State (2/28/18)
	103	NEBRASKA-OMAHA (11/14/17)
	96	TENNESSEE TECH (11/21/17)
FIELD GOALS MADE	55	NORTHERN NEW MEXICO (11/11/17)
	37	at Colorado State (2/28/18)
	37	at Wyoming (02/20/18)
FIELD GOAL ATTEMPTS	85	NORTHERN NEW MEXICO (11/11/17)
	77	NEBRASKA-OMAHA (11/14/17)
FIELD GOAL PERCENTAGE	.647 (55-85)	NORTHERN NEW MEXICO (11/11/17)
	.617 (37-60)	at Wyoming (02/20/18)
3 PT FIELD GOALS MADE	18	NORTHERN NEW MEXICO (11/11/17)
	17	NEBRASKA-OMAHA (11/14/17)
3 PT FG ATTEMPTS	39	TENNESSEE TECH (11/21/17)
	39	NEBRASKA-OMAHA (11/14/17)
	39	NORTHERN NEW MEXICO (11/11/17)
3 PT FG PERCENTAGE	.519 (14-27)	at Air Force (2/10/18)
	.500 (11-22)	UNLV (2/25/18)
	.500 (10-20)	FRESNO STATE (3/3/18)
FREE THROWS MADE	32	at Wyoming (02/20/18)
	27	FRESNO STATE (3/3/18)
FREE THROW ATTEMPTS	43	at Wyoming (02/20/18)
	35	at UTEP (12/2/17)
FREE THROW PERCENTAGE	1.000 (14-14)	vs Maryland (11/25/17)
	.929 (13-14)	ARIZONA (12/16/17)
REBOUNDS	48	NEBRASKA-OMAHA (11/14/17)
	45	NORTHERN NEW MEXICO (11/11/17)
ASSISTS	40	NORTHERN NEW MEXICO (11/11/17)
	23	COLORADO STATE (1/27/18)
	23	SAN JOSE STATE (1/6/18)
	23	EVANSVILLE (11/29/17)
STEALS	22	NORTHERN NEW MEXICO (11/11/17)
	12	at Colorado State (2/28/18)
	12	UTAH STATE (2/14/18)
	12	SAN JOSE STATE (1/6/18)
BLOCKED SHOTS	6	BOISE STATE (2/6/18)
	6	WYOMING (1/10/18)
	6	TENNESSEE TECH (11/21/17)
	6	NORTHERN NEW MEXICO (11/11/17)
TURNOVERS	20	at Wyoming (02/20/18)
	20	WYOMING (1/10/18)
FOULS	32	at Wyoming (02/20/18)
	29	UNLV (2/25/18)

OPPONENT - TEAM GAME HIGHS

POINTS	114	at Wyoming (02/20/18)
	104	TENNESSEE TECH (11/21/17)
	100	at Air Force (2/10/18)
	90	UNLV (2/25/18)
	90	at Boise State (01/03/18)
FIELD GOALS MADE	38	at Boise State (01/03/18)
	37	at Wyoming (02/20/18)
FIELD GOAL ATTEMPTS	70	NORTHERN NEW MEXICO (11/11/17)
	64	at Wyoming (02/20/18)
	64	at Boise State (01/03/18)
	64	at New Mexico State (11/17/17)
FIELD GOAL PERCENTAGE	.653 (32-49)	at Fresno State (01/13/18)
	.640 (32-50)	ARIZONA (12/16/17)
3 PT FIELD GOALS MADE	13	at Wyoming (02/20/18)
	13	at Utah State (01/31/18)
3 PT FG ATTEMPTS	30	NEBRASKA-OMAHA (11/14/17)
	26	vs Wyoming (03/08/18)
	26	RICE (12/19/17)
3 PT FG PERCENTAGE	.750 (9-12)	at Fresno State (01/13/18)
	.692 (9-13)	ARIZONA (12/16/17)
FREE THROWS MADE	28	UNLV (2/25/18)
	27	at Wyoming (02/20/18)
FREE THROW ATTEMPTS	40	UNLV (2/25/18)
	38	at Wyoming (02/20/18)
FREE THROW PERCENTAGE	.889 (24-27)	vs Maryland (11/25/17)
	.885 (23-26)	at Air Force (2/10/18)
REBOUNDS	58	at Colorado (12/6/17)
	50	at New Mexico State (11/17/17)
ASSISTS	23	TENNESSEE TECH (11/21/17)
	20	vs Wyoming (03/08/18)
	20	at Air Force (2/10/18)
STEALS	13	TENNESSEE TECH (11/21/17)
	13	NORTHERN NEW MEXICO (11/11/17)
BLOCKED SHOTS	9	vs TCU (11/24/17)
	7	at UNLV (01/17/18)
TURNOVERS	33	NORTHERN NEW MEXICO (11/11/17)
	26	NEBRASKA-OMAHA (11/14/17)
FOULS	32	at Wyoming (02/20/18)
	27	at Air Force (2/10/18)

NEW MEXICO - TEAM GAME LOWS

POINTS	56	at New Mexico State (11/17/17)
	57	at Colorado (12/6/17)
	62	NEW MEXICO STATE (12/9/17)
	62	at Boise State (01/03/18)
	65	vs Maryland (11/25/17)
FIELD GOALS MADE	20	at New Mexico State (11/17/17)
	21	vs Maryland (11/25/17)
	21	at UTEP (12/2/17)
	21	at Colorado (12/6/17)
	21	NEW MEXICO STATE (12/9/17)
FIELD GOAL ATTEMPTS	50	WYOMING (1/10/18)
	52	at New Mexico State (11/17/17)
	52	BOISE STATE (2/6/18)
FIELD GOAL PERCENTAGE	.296 (21-71)	at Colorado (12/6/17)
	.333 (21-63)	vs Maryland (11/25/17)
3 PT FIELD GOALS MADE	6	at New Mexico State (11/17/17)
	6	vs TCU (11/24/17)
	6	at Boise State (01/03/18)
3 PT FG ATTEMPTS	17	vs Wyoming (03/08/18)
	20	at New Mexico State (11/17/17)
	20	FRESNO STATE (3/3/18)
3 PT FG PERCENTAGE	.200 (6-30)	vs TCU (11/24/17)
	.222 (6-27)	at Boise State (01/03/18)
FREE THROWS MADE	6	at Colorado (12/6/17)
	7	EVANSVILLE (11/29/17)
	7	UTAH STATE (2/14/18)
FREE THROW ATTEMPTS	9	EVANSVILLE (11/29/17)
	9	UTAH STATE (2/14/18)
FREE THROW PERCENTAGE	.375 (6-16)	at Colorado (12/6/17)
	.579 (11-19)	SAN JOSE STATE (1/6/18)
REBOUNDS	15	COLORADO STATE (1/27/18)
	19	at San Jose State (02/03/18)
ASSISTS	5	at New Mexico State (11/17/17)
	8	vs TCU (11/24/17)
STEALS	2	at New Mexico State (11/17/17)
	2	at Nevada (12/30/17)
	2	UNLV (2/25/18)
BLOCKED SHOTS	0	at UTEP (12/2/17)
	0	at Boise State (01/03/18)
TURNOVERS	5	SAN DIEGO STATE (1/20/18)
	6	SAN JOSE STATE (1/6/18)
FOULS	13	COLORADO STATE (1/27/18)
	14	RICE (12/19/17)
	14	vs Wyoming (03/08/18)

OPPONENT - TEAM GAME LOWS

POINTS	47	SAN JOSE STATE (1/6/18)
	58	AIR FORCE (12/27/17)
	59	EVANSVILLE (11/29/17)
	63	UTAH STATE (2/14/18)
	65	NEW MEXICO STATE (12/9/17)
	65	COLORADO STATE (1/27/18)
FIELD GOALS MADE	14	SAN JOSE STATE (1/6/18)
	19	EVANSVILLE (11/29/17)
FIELD GOAL ATTEMPTS	39	UTAH STATE (2/14/18)
	44	SAN JOSE STATE (1/6/18)
FIELD GOAL PERCENTAGE	.318 (14-44)	SAN JOSE STATE (1/6/18)
	.365 (19-52)	EVANSVILLE (11/29/17)
3 PT FIELD GOALS MADE	2	at UNLV (01/17/18)
	3	EVANSVILLE (11/29/17)
	3	AIR FORCE (12/27/17)
	3	SAN JOSE STATE (1/6/18)
	3	at San Jose State (02/03/18)
3 PT FG ATTEMPTS	7	UNLV (2/25/18)
	10	COLORADO STATE (1/27/18)
3 PT FG PERCENTAGE	.154 (2-13)	at UNLV (01/17/18)
	.188 (3-16)	AIR FORCE (12/27/17)
FREE THROWS MADE	6	at Boise State (01/03/18)
	8	COLORADO STATE (1/27/18)
FREE THROW ATTEMPTS	10	COLORADO STATE (1/27/18)
	12	at Boise State (01/03/18)
	12	WYOMING (1/10/18)
FREE THROW PERCENTAGE	.500 (6-12)	at Boise State (01/03/18)
	.500 (9-18)	NEW MEXICO STATE (12/9/17)
REBOUNDS	23	WYOMING (1/10/18)
	26	at Fresno State (01/13/18)
	26	FRESNO STATE (3/3/18)
ASSISTS	6	BOISE STATE (2/6/18)
	6	FRESNO STATE (3/3/18)
STEALS	3	vs Maryland (11/25/17)
	3	at Colorado (12/6/17)
	3	SAN JOSE STATE (1/6/18)
	3	at Fresno State (01/13/18)
	3	SAN DIEGO STATE (1/20/18)
	3	UTAH STATE (2/14/18)
	3	UNLV (2/25/18)
	3	vs Wyoming (03/08/18)
BLOCKED SHOTS	0	NORTHERN NEW MEXICO (11/11/17)
	0	at UTEP (12/2/17)
TURNOVERS	5	at Nevada (12/30/17)
	9	at Fresno State (01/13/18)
FOULS	12	at Utah State (01/31/18)
	13	at Nevada (12/30/17)

NEW MEXICO

As A Team:

Scored 100 Points: 108 - at Colorado State (2-28-18)
Scored 90-99 Points: 95 - vs Fresno State (3-3-18)
Scored 80-89 Points: 83 - vs Utah State (3-9-18)
Scored Less Than 50 Points: 46 - at Arizona (12-20-16)
Scored Less Than 40 Points: 34 - at #25 San Diego State (1-26-13)
Won By 40 Points: W, 147-76 - Northern N.M. (11-11-17)
Won By 30 Points: W, 80-47 - vs San José State (1-6-18)
Won By 20 Points: W, 108-87 - at Colorado State (2-28-18)
Lost By 20-29 Points: L, 90-62 - at Boise State (1-3-18)
Lost By 30 Points: L, 77-46 - at Arizona (12-20-16)
Shot 65% Or Better: 69.2% (27-39) - at Air Force (1-15-05)
Shot 60% Or Better: 60.7% (37-61) - at Colorado State (2-28-18)
Shot Less Than 35%: 34.9% (22-63) - at Boise State (1-3-18)
Shot Less Than 30%: 29.6% (21-71) - at Colorado (12-6-17)
Shot 60% 3FG Or Better: 66.7% (6-9) - at CSU (1-14-17)
Shot Less Than 30% 3FG: 29.2% (7-24) - vs Utah State (3-9-18)
Made 10 Three-Pointers: 10 (10-20) - vs Fresno State (3-3-18)
Shot 100% on Free Throws: 100% (14-14) - vs. Maryland (11-25-17)
Shot 95% On Free Throws: 95.5% (21-22) - at Boise State (1-17-17)
Shot 85% On Free Throws: 87.1% (27-31) - vs Fresno State (3-3-18)
Shot Less Than 50% On FTs: 37.5% (6-16) - at Colorado (12-6-17)
Had 50 Rebounds: 58 - vs. UAB (11-21-13)
Had 20 Offensive Rebounds: 23 - at USC (11-21-15)
Had 40 Assists: 40 - Northern N.M. (11-11-17)
Had 20 Assists: 23 - vs Colorado State (1-27-18)
Had 20 Turnovers: 20 - at Wyoming (2-20-18)
Had Less Than 10 Turnovers: 9 - vs Utah State (2-14-18)
Had 10 Steals: 12 - at Colorado State (2-28-18)
Had 10 Blocks: 12 - vs. UMass (11-22-13)
Had Two or More 20-Point Scorers: at Wyoming (2-20-18)

Had 7 Double-Digit Scorers:
Had 6 Double-Digit Scorers:
Had 5 Double-Digit Scorers:
Had No Double-Digit Scorers:
Had Two 10+ Rebounders:

Scored 50 Points In 1st Half: Sam Logwood (24) & Troy Simons (24)
Scored 50 Points In 2nd Half: (7) - at Colorado State (2-28-18)
Scored 60 Points In 2nd Half: (6) - at Wyoming (2-20-18)
Scored 20 Or Fewer Points In 1st Half: (5) - vs Fresno State (3-3-18)
Scored 20 Or Fewer Points In 2nd Half: at San Diego State (1-6-15)
Failed To Make a 3FG: vs. Wyoming (1-21-15)
Defeated a Ranked Team: Tim Williams (11) & Elijah Brown (10)
Lost To a Ranked Team: 58 - at Colorado State (2-28-18)
Won an OT Game: 50 - at Colorado State (2-28-18)
Lost an OT Game: 64 - at Wyoming (2-20-18)
Won a 2OT Game: 16 - at Arizona (12-20-16)
Lost a 2OT Game: 15 - at #25 San Diego State (1-26-13)
Won a 3OT Game: W, 104-99, Fresno State (3-8-96)
Lost a 3OT Game: Never

As An Individual:

Had a Triple-Double: Luc Longley (17 pts, 14 rebs, 10 assts)
Had a Double-Double (Pts/Reb): vs. Penn State (3-28-90)
Had a Double-Double (Pts/Asst): Sam Logwood (17/10) - vs UNLV (2-25-18)
Scored 20+ Pts with 10+ Rebs: Antino Jackson (10 pts & 10 assts)
Scored 30 Points: at Air Force (2-10-18)
Scored 30 Points (MW Only): Joe Furstinger (20 pts & 10 rebs)
Scored 20 Points: vs Prairie View A&M (12-22-17)
Scored 20 Points (MW Only): Elijah Brown (30) vs. Wyoming (1-21-17)
Had 20 Rebounds: Elijah Brown vs. Wyoming (1-21-17)
Had 15 Rebounds: Joe Furstinger (23)
Had 10 Assists: vs Wyoming (3-8-18)
Had 5 Steals: Anthony Mathis (23)
Had 5 Blocks: vs Fresno State (3-3-18)
 Drew Gordon (20) UNLV (2-18-12)
 Tim Williams (15) at USC (11-21-15)
 Antino Jackson (10) - at Air Force (2-10-18)
 Joe Furstinger (5) - vs San José State (1-6-18)
 Joe Furstinger (5) - vs Boise State (2-6-18)

VERSUS NEW MEXICO

As A Team:

Scored 100 Points: 114 - at Wyoming (2-20-18)
Scored 90 Points: 90 - vs UNLV (2-25-18)
Scored 80-89 Points: 86 - vs Fresno State (3-3-18)
Scored Less Than 50 Points: 47 - vs San José State (1-6-18)
Scored Less Than 40 Points: 38 - Wyoming (2-11-12)
Shot 50% Or Better: 50.0% (31-62) - at Colorado State (2-28-18)
Shot Less Than 35%: 31.8% (14-44) - vs San José State (1-6-18)
Shot Less Than 30%: 26.3% (15-57) - UAPB (12-17-16)
Shot 50% 3FG Or Better: 57.1% (4-7) - vs UNLV (2-25-18)
Shot Less Than 20% 3FG: 15.4% (2-13) - at UNLV (1-17-18)
Made 10 Three-Pointers: 13 (10-20) - vs Utah State (2-14-18)
Shot 75% On Free Throws: 81.3% (13-16) - vs Utah State (3-9-18)
Shot Less Than 50% On FTs: 43.8% (7-16) - Boise State (2-17-16)
Had 50 Rebounds: 58 - at Colorado (12-6-17)
Had 20 Offensive Rebounds: 25 - at New Mexico State (11-17-17)
Had 20 Assists: 20 - vs Wyoming (3-8-18)
Had 20 Turnovers: 23 - vs Utah State (2-14-18)
Had Less Than 10 Turnovers: 5 - at Nevada (12-30-17)
Had 10 Steals: 10 - vs Prairie View A&M (12-22-17)
Had 10 Blocks: 11 - at USC (11-21-15)
Had 40-Point and 20-Point Scorers: Nevada (1-7-17)
 Jordan Caroline (45) & Marcus Marshall (26)
Had 30-Point and 20-Point Scorers: at Wyoming (2-20-18)
 Louis Adams (31), Justin James (23) & Hayden Dalton (21)

Had Two or More 20-Point Scorers: vs Fresno State (3-3-18)
 Jahmel Taylor (23) & Deshon Taylor (23)
Had 6 Double-Digit Scorers: TCU (2-25-12)
Had 5 Double-Digit Scorers: (5) - vs Fresno State (3-3-18)
Had No Double-Digit Scorers: ULM (12-13-14)
Had Two 10+ Rebounders: vs. Rice (12-19-17)
 Malik Osborne (11) & Bishop Mency (10)
Scored 50+ Points In 1st Half: 53 - at Wyoming (2-20-18)
Scored 50+ Points In 2nd Half: 55 - at Colorado State (2-28-18)
Scored 20 Or Less Points In 1st Half: 20 - vs Air Force (12-27-17)
Scored 20 Or Less In 2nd Half: 19 - New Mexico State (12-3-14)
Scored 15 Or Less Points In 1st Half: 11 - UAPB (12-17-16)
Failed To Make a 3FG: (0-7) - New Mexico State (12-16-15)

As An Individual:

Had a Triple-Double: Ethan Telfair (25 pts, 12 rebs, 10 assts)
Had a Double-Double (Pts/Reb): Idaho State (11-11-16)
 vs UNLV (2-25-18)
Had a Double-Double (Pts/Asst): Shakur Juiston (18 points, 13 rebounds)
 Dominic Artis (13 pts & 12 Assists)
Had 20+ Points & 10+ Rebounds: UTEP (12-7-16)
 Chandler Hutchison - (23 pts, 12 rebs)
 vs Boise State (2-6-18)
Scored 30+ Points in Back-to-Back Games Vs. UNM: Derrick Marks
 Boise State
 31 points (1-18-15) & 30 points (2-24-15)
Scored 40 Points: Jordan Caroline (45) - Nevada (1-7-17)
Scored 40 Points (MW Only): Jordan Caroline (45) - Nevada (1-7-17)
Scored 30 Points: Louis Adams (31) - at Wyoming (2-20-18)
Scored 30 Points (MW Only): Louis Adams (31) - at Wyoming (2-20-18)
Scored 20 Points: vs Fresno State (3-3-18)
 Deshon Taylor (23) & Jahmel Taylor (23)
Scored 20 Points (MW Only): vs Fresno State (3-3-18)
 Deshon Taylor (23) & Jahmel Taylor (23)
Had 20 Rebounds: Ryan Watkins (22) - Boise State (1-21-14)
Had 15 Rebounds: Nico Carvacho (15) - vs Colorado State (1-27-18)
Had 10 Assists: Dominic Artis (12) - UTEP (12-7-16)
Had 5 Steals: Prentiss Nixon (5) - at Colorado State (2-28-18)
Had 5 Blocks: JD Miller (5) - vs. TCU (11-24-17)

CONFERENCE TOURNAMENT HISTORY

Western Athletic Conference

1984 (No. 3 seed)

Site: Albuquerque

New Mexico 56, Utah 45

Site: El Paso

New Mexico 64, BYU 55

UTEP 44, New Mexico 38 (championship)

1985 (No. 3 seed)

Site: Albuquerque

New Mexico 62, Colorado State 56

Site: El Paso

San Diego State 98, New Mexico 84

1986 (No. 5 seed at Laramie, Wyo.)

New Mexico 79, BYU 68

Wyoming 56, New Mexico 54

1987 (No. 3 seed at Albuquerque)

New Mexico 92, Colorado State 77

New Mexico 93, BYU 86

Wyoming 64, New Mexico 62 (championship)

1988 (No. 5 seed at Provo, Utah)

UTEP 74, New Mexico 61

1989 (No. 3 seed at Salt Lake City)

New Mexico 74, Air Force 60

UTEP 89, New Mexico 57

1990 (No. 5 seed at El Paso)

UTEP 78, New Mexico 61

1991 (No. 3 seed at Laramie, Wyo.)

Hawai'i 68, New Mexico 67

1992 (No. 3 seed at Fort Collins, Colo.)

New Mexico 89, Wyoming 83

UTEP 83, New Mexico 72

1993 (No. 3 seed at Delta Center / Salt Lake City)

New Mexico 72, Fresno State 48

New Mexico 68, BYU 59

New Mexico 76, UTEP 65 (championship)

1994 (No. 1 seed at Delta Center / Salt Lake City)

New Mexico 61, San Diego State 46

Hawai'i 61, New Mexico 58

1995 (No. 5 seed at Albuquerque)

New Mexico 63, Wyoming 56

Utah 86, New Mexico 10

1996 (No. 2 seed at Albuquerque)

New Mexico 94, San Diego State 75

New Mexico 104, Fresno State 99 (3OT)

New Mexico 64, Utah 60 (championship)

1997 (No. 3 seed - Mountain Division - Las Vegas)

New Mexico 103, San Jose State 70

New Mexico 65, Hawai'i 57

Utah 72, New Mexico 70

1998 (No. 2 seed - Mountain Division - Las Vegas)

New Mexico 60, Tulsa 59

New Mexico 80, TCU 73

UNLV 56, New Mexico 51 (championship)

1999 (No. 2 seed - Pacific Division - Las Vegas)

New Mexico 51, Rice 49

New Mexico 57, SMU 56

Utah 60, New Mexico 45 (championship)

Mountain West Conference

2000 (No. 3 seed at Las Vegas)

BYU 55, New Mexico 43

2001 (No. 4 seed at Las Vegas)

New Mexico 76, Colorado State 65

New Mexico 56, Utah 53

BYU 69, New Mexico 65 (championship)

2002 (No. 6 seed at Las Vegas)

UNLV 120, New Mexico 117 (2OT)

2003 (No. 7 seed at Las Vegas)

BYU 71, New Mexico 56

2004 (No. 5 seed at Denver)

UNLV 55, New Mexico 53

2005 (No. 2 seed at Denver)

New Mexico 85, BYU 71

New Mexico 77, San Diego State 67

New Mexico 60, Utah 56 (championship)

2006 (No. 5 seed at Denver)

UNLV 65, New Mexico 64

2007 (No. 9 seed at Las Vegas)

TCU 62, New Mexico 54

2008 (No. 3 seed at Las Vegas)

Utah 82, New Mexico 80 (OT)

2009 (No. 3 seed at Las Vegas)

Wyoming 75, New Mexico 67

2010 (No. 1 seed at Las Vegas)

New Mexico 75, Air Force 69

San Diego State 72, New Mexico 69

2011 (No. 5 seed at Las Vegas)

New Mexico 67, Colorado State 61

BYU 87, New Mexico 76

2012 (No. 2 seed at Las Vegas)

New Mexico 79, Air Force 64

New Mexico 72, UNLV 67

New Mexico 68, San Diego State 59 (championship)

2013 (No. 1 seed at Las Vegas)

New Mexico 59, Wyoming 46

New Mexico 60, San Diego State 50

New Mexico 63, UNLV 56 (championship)

2014 (No. 2 seed at Las Vegas)

New Mexico 93, Fresno State 77

New Mexico 70, Boise State 67

New Mexico 64, San Diego State 58 (championship)

2015 (No. 8 seed at Las Vegas)

New Mexico 61, Air Force 68

2016 (No. 4 seed at Las Vegas)

New Mexico 62, Nevada 64

2017 (No. 5 seed at Las Vegas)

New Mexico 60, Fresno State 65

2018 (No. 3 seed at Las Vegas)

New Mexico 85, Wyoming 75

New Mexico 83, Utah State 68

CONFERENCE TOURNAMENT RECORD BREAKDOWN

Overall: 40-28 / 18-14 MW

First Round: 1-3 / 0-3 MW

Quarterfinals: 21-11 / 8-8 MW

Semifinals: 12-9 / 6-2 MW

Championship: 6-5 / 4-1 MW

vs. Air Force 3-1 / 2-1 MW

vs. Boise State..... 1-0 / 1-0 MW

vs. BYU 5-4 / 1-4 MW

vs. Colorado State..... 4-0 / 2-0 MW

vs. Fresno State 3-1 / 1-1 MW

vs. UNLV..... 2-4 / 2-3 MW

vs. Nevada 0-1 / 0-1 MW

vs. San Diego State 6-2 / 4-1 MW

vs. TCU..... 1-1 / 0-1 MW

vs. Utah..... 4-4 / 2-1 MW

vs. Wyoming..... 4-3 / 2-1 MW

vs. Utah State 1-0 / 1-0 MW

vs. Hawai'i 1-2

vs. Rice..... 1-0

vs. San Jose State..... 1-0

vs. SMU..... 1-0

vs. UTEP 1-5

vs. Tulsa 1-0

at Albuquerque..... 8-2

at Denver 3-2 / 3-2 MW

at El Paso 1-3

at Fort Collins 1-1

at Laramie..... 1-2

at Las Vegas 21-15 / 15-12 MW

at Provo 0-1

at Salt Lake City 5-2

LOBO RECORDS IN CONFERENCE TOURNAMENTS

INDIVIDUAL

Points	33, Clayton Shields vs. San Diego State, March 7, 1996
FGM	12, Tim Garrett vs. Brigham Young, March 9, 1984 12, Ike Williams vs. Brigham Young, March 12, 1993 12, Ruben Douglas vs. UNLV, March 7, 2002
FGA	26, Hunter Greene vs. San Diego State, March 8, 1985
FG% (5 made)	85.7 (6-7), Will Scott vs. Texas-El Paso, March 13, 1992 85.7 (12-14), Ike Williams vs. Brigham Young, March 12, 1993 85.7 (6-7), Royce Olney vs. Fresno State, March 8, 1996
3-Pt. FGM	5, Rob Robbins vs. Air Force, March 9, 1989 5, Rob Robbins vs. Texas-El Paso, March 8, 1990 5, Clayton Shields vs. San Diego State, March 7, 1996 5, Royce Olney vs. San Jose State, March 4, 1997 5, Tony Snell vs. San Diego State, March 15, 2013 5, Tony Snell at UNLV, March 16, 2013
3-Pt. FGA	12, Marlow White vs. Utah, March 10, 1995
3-Pt. FG %	71.4 (5-7), Royce Olney vs. San Jose State, March 4, 1997 71.4 (5-7), Tony Snell at UNLV, March 16, 2013
FTM	15, Cameron Bairstow vs. Boise State, March 14, 2014
FTA	18, Cameron Bairstow vs. Boise State, March 14, 2014
FT% (8 made)	100.0 (10-10), Steve Logan vs. Texas-El Paso, March 13, 1993 100.0 (8-8), Charles Smith vs. Fresno State, March 8, 1996 100.0 (8-8), Ruben Douglas vs. Colorado State, March 8, 2001
Rebounds	18, Lewis LaMar vs. San Diego State, March 10, 1994
Assists	12, Mark Walters vs. Brigham Young, March 10, 2005
Blocks	5, Danny Granger vs. San Diego State, March 11, 2005
Steals	6, Charles Smith vs. Fresno State, March 8, 1996 6, David Gibson vs. TCU, March 6, 1998

TEAM

Points	117 vs. UNLV, March 7, 2002
FGM	46 vs. UNLV, March 7, 2002
FGA	87 vs. UNLV, March 7, 2002
FG%	65.6 (42-64) vs. San Jose State, March 4, 1997
3-Pt. FGM	12 vs. San Diego State, March 7, 1996 12 vs. Fresno State, March 8, 1996
3-Pt. FGA	31 vs. Hawai'i, March 11, 1994
3-Pt. FG%	55.6 (10-18) vs. BYU, March 10, 2005
FTM	31 vs. Fresno State, March 13, 2014 31 vs. Air Force, March 8, 2012
FTA	38 vs. Fresno State, March 13, 2014 38 vs. Utah, March 13, 2008
FT% (10 made)	92.9 (13-14) vs. UNLV, March 11, 2004
Rebounds	60 vs. UNLV, March 7, 2002
Assists	26 vs. BYU, March 10, 2005
Blocks	6 vs. Fresno State, March 13, 2013 6 vs. Texas-El Paso, March 13, 1992 6 vs. Fresno State, March 8, 1996
Steals	15 vs. Fresno State, March 8, 1996 15 vs. TCU, March 6, 1998
Largest Winning Margin	33 (103-70) vs. San Jose State, March 4, 1997
Largest Losing Margin	36 (86-50) vs. Utah, March 10, 1995



Kenny Thomas
WAC Tournament MVP • 1996 & 1998



Danny Granger
2005 MW Tournament MVP



Drew Gordon
2012 MW Tournament MVP



Tony Snell
2013 MW Tournament MVP



Cameron Bairstow
2014 MW Tournament MVP

LOBO 3-POINT RECORDS

Team

MOST 3-POINT FIELD GOALS / GAME

20 vs. Santa Clara, Nov. 13, 2004

MOST 3-POINT FIELD GOALS ATTEMPTED / GAME

42 vs. New Mexico State, Dec. 11, 1993

3-POINT FIELD GOAL PERCENTAGE / GAME

81.8 percent (9-11) vs. Texas Tech, December 15, 2007

MOST 3-POINT FIELD GOALS / CONFERENCE GAME

17 vs. Utah, Feb. 24, 2007

MOST 3-POINT FIELD GOALS ATTEMPTED / CONFERENCE GAME

36 vs. San José State, Jan. 6, 2018

34 vs. UTEP, Jan. 21, 1995

3-POINT FIELD GOAL PERCENTAGE / CONFERENCE GAME

77.8 percent (7-9) at TCU, Jan. 24, 2009

MOST 3-POINT FIELD GOALS / SEASON

352, 2017-18

301, 1997-98

MOST 3-POINT FIELD GOALS ATTEMPTED / SEASON

931, 2017-18

782, 1993-94

HIGHEST 3-POINT FIELD GOAL PERCENTAGE / SEASON

43.4 percent (157-362), 1988-89

MOST 3-POINT FIELD GOALS / CONFERENCE SEASON

202, 2017-18

179, 1993-94

MOST 3-POINT FIELD GOALS ATTEMPTED / CONFERENCE SEASON

506, 2017-18

439, 1993-94

HIGHEST 3-POINT FIELD GOAL PERCENTAGE / CONFERENCE SEASON

45.7 (69-151), 1988-89 (16 games)

Year-by-Year 3-pt FG% Leaders

Year	Player	FGM	FGA	Pct.
1986-87	Kelly Graves	71	166	.428
1987-88	Rob Robbins	40	100	.400
1988-89	Rob Robbins	83	169	.491
1989-90	Darrell McGee	58	149	.389
1990-91	Rob Robbins	71	170	.418
1991-92	Willie Banks	33	76	.434
1992-93	Ike Williams	71	155	.458
1993-94	Greg Brown	80	192	.417
1994-95	Clayton Shields	32	88	.364
1995-96	Royce Olney	38	87	.437
1996-97	Clayton Shields	96	226	.425
1997-98	Royce Olney	80	156	.513
1998-99	Kevin Henry	102	239	.427
1999-00	Lamont Long	57	154	.370
2000-01	Ruben Douglas	58	143	.406
2001-02	Tim Lightfoot	39	80	.488
2002-03	Javin Tindall	53	126	.421
2003-04	Troy DeVries	54	121	.446
2004-05	Troy DeVries	93	206	.451
2005-06	Mark Walters	57	151	.377
2006-07	Chad Toppert	85	183	.464
2007-08	Jamaal Smith	38	78	.487
2008-09	Roman Martinez	69	165	.418
2009-10	Roman Martinez	99	240	.413
2010-11	Kendall Williams	55	129	.426
2011-12	Phillip McDonald	47	107	.439
2012-13	Tony Snell	64	164	.390
2013-14	Kendall Williams	63	162	.389
2014-15	Hugh Greenwood	72	211	.341
2015-16	Elijah Brown	89	226	.394
2016-17	Elijah Brown	68	206	.330

Individual

MOST 3-POINT FIELD GOALS / GAME

10, Kendall Williams at Colorado State, Feb. 23, 2013

9, Ruben Douglas vs. Pacific, Nov. 23, 2001

9, Javin Tindall at UNLV, Jan. 31, 2004

8, Marlow White vs. Simon Fraser, Nov. 21, 1993

8, Clayton Shields vs. TCU, Jan. 5, 1998

8, Royce Olney vs. UTEP, Feb. 19, 1998

8, Ruben Douglas vs. UNLV, Jan. 27, 2003

8, Roman Martinez vs. San Diego, Dec. 9, 2009

MOST 3-POINT FIELD GOALS ATTEMPTED / GAME

17, Elijah Brown at Air Force, Feb. 20, 2016

15, Rob Robbins vs. Wyoming, Jan. 5, 1991

15, Ruben Douglas vs. UNLV, Jan. 27, 2003

3-POINT FIELD GOAL PERCENTAGE / GAME (Minimum 5 made)

88.9 (8-9), Clayton Shields vs. TCU, Jan. 5, 1998

88.9 (8-9), Roman Martinez vs. San Diego, Dec. 9, 2009

MOST 3-POINT FIELD GOALS / CONFERENCE GAME

10, Kendall Williams at Colorado State, Feb. 23, 2013

9, Javin Tindall at UNLV, Jan. 31, 2004

8, Royce Olney vs. UTEP, Feb. 19, 1998

8, Ruben Douglas vs. UNLV, Jan. 27, 2003

MOST 3-POINT FIELD GOALS ATTEMPTED / CONFERENCE GAME

17, Elijah Brown at Air Force, Feb. 20, 2016

15, Rob Robbins vs. Wyoming, Jan. 5, 1991

15, Ruben Douglas vs. UNLV, Jan. 27, 2003

MOST 3-POINT FIELD GOALS / SEASON

102, Kevin Henry, 1998-99

MOST 3-POINT FIELD GOALS ATTEMPTED / SEASON

240, Roman Martinez, 2009-10

HIGHEST 3-POINT FIELD GOAL PERCENTAGE / SEASON

51.3 percent (80-156), Royce Olney, 1997-98

MOST 3-POINT FIELD GOALS / CONFERENCE SEASON

66, Anthony Mathis, 2017-18

59, Marlow White, 1993-94

59, Ruben Douglas, 2002-03

MOST 3-POINT FIELD GOALS ATTEMPTED / CONFERENCE SEASON

144, Marlow White, 1993-94

HIGHEST 3-POINT FIELD GOAL PERCENTAGE / CONFERENCE SEASON

59.3 percent (48-81), Royce Olney, 1997-98

CONSECUTIVE GAMES, 3-POINT SHOT MADE

35, Ruben Douglas, last 7 games of 2001-02; all of 2002-03

29, Troy DeVries, 2004-05

27, Charles Smith, 1996-97

22, Ike Williams, 1992-93

21, Lamont Long, 1999-00

21, Chad Toppert, 2007-08

19, Chad Toppert, 2008-09

19, Elijah Brown, 2015-16

19, Anthony Mathis, 2017-18

ADDITIONAL LOBO RECORDS

3-pt FGs - Individual

3-POINT FIELD GOALS MADE / GAME

1.	10	Kendall Williams at Colorado State	Feb. 23, 2013
2.	9	Ruben Douglas vs. Pacific	Nov. 23, 2001
	9	Javin Tindall at UNLV	Jan. 31, 2004
4.	8	Marlow White vs. Simon Fraser	Nov. 21, 1993
	8	Clayton Shields vs. TCU	Jan. 5, 1998
	8	Royce Olney vs. UTEP	Feb. 19, 1998
	8	Ruben Douglas vs. UNLV	Jan. 27, 2003
	8	Roman Martinez vs. San Diego	Dec. 9, 2009
9.	7	<u>13 times, last by Anthony Mathis vs Utah State</u>	<u>Feb. 14, 2018</u>

3-POINT FIELD GOALS ATTEMPTED / GAME

1.	17	Elijah Brown at Air Force	Feb. 20, 2016
2.	15	Rob Robbins vs. Wyoming	Jan. 5, 1991
	15	Ruben Douglas vs. UNLV	Jan. 27, 2003
4.	14	Kevin Henry vs. Fresno State	Feb. 13, 1999
	14	Ruben Douglas vs. Pacific	Nov. 23, 2001
6.	13	Tony Snell at Air Force	March 9, 2013
	13	Kendall Williams at Colorado State	Feb. 23, 2013
	13	Rob Robbins vs. Texas-El Paso	Feb. 23, 1991
	13	Steve Logan vs. New Mexico State	Nov. 30, 1991
	13	Kevin Henry vs. New Hampshire	Dec. 28, 1998
	13	Mark Walters at New Mexico State	Dec. 3, 2005
	13	J.R. Giddens vs. Pepperdine	Dec. 29, 2006



Marlow White



Royce Olney

Double-Doubles

New Mexico Men's Basketball Double-Doubles
(points-rebounds unless noted otherwise)

Season

1.	23 - Willie Long (1969-70)
2.	20 - Ira Harge (1962-63)
3.	19 - Mel Daniels (1966-67)
	19 - Drew Gordon (2011-12)
5.	17 - Ira Harge (1963-64)
	17 - Luc Longley (1989-90)
7.	16 - Kenny Thomas (1997-98)
8.	14 - Alex Kirk (2013-14)
	14 - Tom King (1959-60)
	14 - Willie Long (1970-71)
	14 - Bill Hagins (1974-75)
	14 - Darington Hobson (2009-10)

Career

1.	44 - Mel Daniels (1964-67)
2.	43 - Willie Long (1968-71)
3.	41 - Kenny Thomas (1995-99)
4.	37 - Ira Harge (1962-64)
5.	35 - Luc Longley (1987-91)
6.	32 - Drew Gordon (2010-12)
7.	25 - Tom King (1959-61)
8.	24 - Alex Kirk (2010-14)
	24 - Darryl Minniefield (1971-73)
	24 - Bill Hagins (1973-75)

Consecutive

(No season carry-over)

1.	8 - Greg Howard (1968-69)
	8 - Willie Long (1969-70)
3.	7 - Ira Harge (1963-64)
4.	6 - Alex Kirk (2013-14)
	6 - Luc Longley (1989-90)
6.	5 - Ira Harge (1962-63)
	5 - Ira Harge (1962-63)
	5 - Mel Daniels (1965-66)
	5 - Kenny Thomas (1997-98)
10.	4 - Ira Harge (1962-63)
	4 - Mel Daniels (1966-67)
	4 - Mel Daniels (1966-67)
	4 - Bill Hagins (1974-75)
	4 - Darington Hobson (2009-10)
	4 - Darington Hobson (2009-10)
	4 - Drew Gordon (2010-11)
	4 - Drew Gordon (2011-12)
	<u>4 - Joe Furstinger (2017-18)</u>

Blocks

BLOCKS / SEASON

Rk.	Player	Year	No.
1.	Luc Longley	1989-90	117
2.	Khari Jaxon	1991-92	109
3.	Luc Longley	1990-91	95
4.	Luc Longley	1988-89	90
5.	Khari Jaxon	1992-93	88
6.	Alex Kirk	2013-14	85
7.	Kenny Thomas	1997-98	79
8.	Wayland White	1999-00	70
9.	Wayland White	2000-01	67
10.	Alex Kirk	2012-13	63

BLOCKS / CAREER

Rk.	Player	Years	No.
1.	Luc Longley	1987-91	336
2.	Kenny Thomas	1995-99	239
3.	Khari Jaxon	1990-93	220
4.	Alex Kirk	2010-14	168
5.	Wayland White	1999-01	137
6.	Obij Ajet	2013-17	129
7.	Rob Loeffel	1986-89	126
8.	<u>Joe Furstinger</u>	<u>2014-18</u>	<u>106</u>
9.	A.J. Hardeman	2008-12	100
10.	Cameron Bairstow	2013-14	99

Three-Point Field Goals

3-POINT FIELD GOALS MADE / SEASON

Rk.	Player	Year	No.
1.	Kevin Henry	1998-99	102
2.	Roman Martinez	2009-10	99
3.	Clayton Shields	1996-97	96
	<u>Anthony Mathis</u>	<u>2017-18</u>	<u>96</u>
5.	Marlow White	1993-94	94
	Ruben Douglas	2002-03	94
7.	Troy DeVries	2004-05	93
8.	Clayton Shields	1997-98	90
9.	Elijah Brown	2015-16	89
10.	Chad Toppert	2006-07	85
	Chad Toppert	2007-08	85

3-POINT FIELD GOALS ATTEMPTED / SEASON

Rk.	Player	Year	No.
1.	Roman Martinez	2009-10	240
2.	Kevin Henry	1998-99	239
3.	Ruben Douglas	2002-03	238
4.	Marlow White	1993-94	237
5.	Clayton Shields	1996-97	226
	Elijah Brown	2015-16	226
7.	Clayton Shields	1997-98	221
8.	Marlow White	1994-95	211
	Hugh Greenwood	2014-15	211
10.	Steve Logan	1991-92	210

3-POINT FIELD GOALS MADE / CAREER

Rk.	Player	Years	No.
1.	Clayton Shields	1994-98	285
2.	Chad Toppert	2005-09	266
3.	Rob Robbins	1987-91	264
4.	Ruben Douglas	2000-03	218
5.	Phillip McDonald	2008-12	207
	Charles Smith	1993-97	207
7.	Kendall Williams	2010-14	205
	Roman Martinez	2006-10	205
9.	Kevin Henry	1997-00	197
10.	Hugh Greenwood	2011-15	187

3-POINT FIELD GOALS ATTEMPTED / CAREER

Rk.	Player	Years	No.
1.	Clayton Shields	1994-98	699
2.	Rob Robbins	1987-91	636
3.	Chad Toppert	2005-09	606
4.	Charles Smith	1993-97	605
5.	Kendall Williams	2010-14	539
6.	Ruben Douglas	2000-03	528
7.	Kevin Henry	1997-00	515
8.	Roman Martinez	2006-10	507
9.	Marlow White	1993-95	448
10.	Phillip McDonald	2008-12	441

*Stat not final until season finishes

3-POINT FIELD GOAL PERCENTAGE / SEASON

Rk.	Player	Year	FG-FGA	Pct.
1.	Royce Olney	1997-98	80-156	.513
2.	Rob Robbins	1988-89	83-169	.491
	<u>* Anthony Mathis</u>	<u>2017-18</u>	<u>95-192</u>	<u>.490</u>
3.	Tim Lightfoot	2001-02	39-80	.488
4.	Jamaal Smith	2007-08	38-78	.487
5.	Chad Toppert	2007-08	85-177	.480
6.	Chad Toppert	2006-07	85-183	.464
7.	Ike Williams	1992-93	71-155	.458
8.	Troy DeVries	2004-05	93-206	.451
9.	Ruben Douglas	2001-02	66-147	.449
10.	Troy DeVries	2003-04	54-121	.446

3-POINT FIELD GOAL PERCENTAGE / CAREER

Rk.	Player	Years	FG-FGA	Pct.
	<u>* Anthony Mathis</u>	<u>2015-18</u>	<u>113-245</u>	<u>.458</u>
1.	Troy DeVries	2003-05	147-327	.450
2.	Willie Banks	1988-92	78-177	.441
3.	Chad Toppert	2005-09	266-606	.439
4.	Kelly Graves	1985-87	71-166	.427
5.	Royce Olney	1994-98	174-408	.426
6.	Greg Brown	1992-94	131-311	.421
7.	Javin Tindall	2002-04	125-298	.419
8.	Rob Robbins	1987-91	264-636	.415
9.	Ruben Douglas	2000-03	218-528	.413
10.	Tim Lightfoot	1998-02	124-303	.409

LOBO SCORING RECORDS

Game

MOST POINTS / GAME

136 vs. Texas-Arlington (136-99), Nov. 23, 1990

MOST POINTS / ONE HALF

76 vs. Texas-Arlington (2nd half), Nov. 23, 1990

MOST POINTS / GAME / BOTH TEAMS

237 at UNLV (120-117 loss, 2OT), March 7, 2002

FEWEST POINTS / GAME

5 at Arizona (38-5), Feb. 13, 1923
vs. Albuquerque Business College (12-5), Jan. 12, 1911
vs. Albuquerque Miners (5-4), Dec. 12, 1902
vs. Albuquerque Miners (5-16), Feb. 6, 1903

FEWEST POINTS / GAME / SHOT CLOCK ERA

34 at San Diego State (34-55), Jan. 26, 2013

FEWEST POINTS / GAME / BOTH TEAMS

9 vs. Albuquerque Miners (5-4), Dec. 12, 1902

FEWEST POINTS / GAME / BOTH TEAMS / SHOT CLOCK ERA

85 at USC (44-41), Dec. 10, 2011
86 vs. Wyoming (48-38), Feb. 11, 2012
86 vs. Colorado State (44-42), Jan. 28, 1985*

MOST POINTS / CONFERENCE GAME

119 at Wyoming (119-114), Feb. 20, 2018
113 vs. Utah (113-89), Feb. 23, 1978

MOST POINTS / CONFERENCE GAME / ONE HALF

64 vs. Colorado State (2nd half), Mar. 2, 1978

MOST POINTS / CONFERENCE GAME / BOTH TEAMS

233 New Mexico (119), Wyoming (114), Feb. 20, 2018
209 Nevada (105), New Mexico (104), Jan. 7, 2017 (OT)
202 New Mexico (110), Hawai'i (92), Feb. 13, 1987
New Mexico (113), Utah (89), Feb. 23, 1978

FEWEST POINTS / CONFERENCE GAME

32 vs. Utah, Jan. 31, 1976

FEWEST POINTS / CONFERENCE GAME / SHOT CLOCK ERA

34 at San Diego State (34-55), Jan. 26, 2013

FEWEST POINTS / CONFERENCE GAME / BOTH TEAMS / SHOT CLOCK ERA

86 vs. Wyoming (48-38), Feb. 11, 2012
86 vs. Colorado State (44-42), Jan. 28, 1985*

*45-second shot clock

Freshman Single-Season Scoring

Rk.	Points	Player	Year
1.	484	Kenny Thomas	1995-96
2.	406	Kendall Williams	2010-11
3.	346	John Robinson II	1998-99
4.	323	Makuach Maluach	2017-18
5.	321	Phil Smith	1980-81
6.	320	Rob Robbins	1987-88
7.	314	Clayton Shields	1994-95
8.	313	Charles Smith	1993-94
9.	307	Willie Banks	1988-89
10.	268	Lamont Long	1996-97

New Mexico's 100-Point Games

SCORE	OPPONENT	DATE	SCORE	OPPONENT	DATE
136-99	Texas-Arlington	Nov. 23, 1990	105-89	vs. Cal State Northridge	Nov. 25, 2016
132-95	U.S. International	Dec. 3, 1985	104-53	Missouri Baptist	Nov. 28, 1981
129-98	Arizona	Feb. 26, 1979	104-81	Vermont	Dec. 29, 1977
127-101	Alaska-Anchorage	Dec. 17, 1977	104-112, L	New Mexico State (2OT)	Dec. 11, 1993
126-104	Kentucky State	Dec. 5, 1977	104-99	Fresno State (3OT)	March 8, 1996
125-73	New Mexico Highlands	Nov. 29, 1977	104-105, L	Nevada	Jan. 7, 2017
124-92	Central Florida	Dec. 16, 1978	103-74	Abilene Christian	Dec. 15, 1972
122-74	New Mexico Highlands	Nov. 24, 1978	103-85	Arizona	Feb. 9, 1978
122-84	New Mexico Highlands	Nov. 26, 1982	103-92	Arizona State	Feb. 11, 1978
122-105	Stephen F. Austin	Nov. 27, 1994	103-71	Morgan State	Nov. 23, 1984
121-82	New Mexico Highlands	Nov. 26, 1976	103-112, L	at New Mexico State	Dec. 1, 1976
121-62	Eastern Washington	Dec. 3, 1993	103-70	San Jose State	March 5, 1997
120-70	Idaho	Nov. 25, 1977	103-70	Ole Miss	Dec. 13, 2008
117-120, L	UNLV (2OT)	March 7, 2002	102-58	Eastern New Mexico	Feb. 13, 1954
117-94	Eastern Washington	Dec. 18, 1978	102-32	Howard Payne	Dec. 23, 1964
115-72	Houston Baptist	Dec. 13, 1973	102-74	Arizona	Feb. 22, 1968
113-69	East Texas State	Dec. 1, 1981	102-80	Utah	March 1, 1969
113-84	at Hawai'i	Dec. 11, 1976	102-65	Texas Tech	Dec. 21, 1973
113-89	Utah	Jan. 28, 1978	102-68	Minnesota	Dec. 29, 1973
112-61	Holy Cross	Dec. 29, 1997	102-89	Puget Sound	Jan. 4, 1978
112-100	West Texas State	Dec. 4, 1979	102-98	at Nevada-Las Vegas	Jan. 7, 1978
112-98	Idaho State	Nov. 22, 1991	102-99	Nevada-Las Vegas	Jan. 27, 1979
111-83	Cameron College	Dec. 5, 1973	102-89	Brigham Young	Jan. 10, 1987
111-88	Colorado State	March 2, 1978	102-72	San Diego State	March 2, 1989
111-89	Cal State Los Angeles	Dec. 3, 1975	102-71	Sacramento State	Dec. 19, 1998
110-70	Eastern New Mexico	Jan. 18, 1977	102-59	SE Missouri State	Nov. 14, 2008
110-100	Nevada-Las Vegas	Feb. 23, 1979	102-62	Cal State Bakersfield	Jan. 5, 2011
110-92	Hawai'i	Feb. 13, 1987	101-73	Arizona	Dec. 4, 1982
110-93	at Miami, Fla.	Feb. 1, 1989	101-57	Simon Fraser	Nov. 21, 1993
110-49	Eastern New Mexico	Dec. 6, 1994	101-94	Texas-Pan American	Dec. 9, 1998
109-56	Columbia	Dec. 28, 1973	101-68	Miss. Valley St.	Dec. 28, 2004
109-82	Portland State	Jan. 5, 1977	101-96	Pepperdine	Dec. 29, 2006
109-93	Charleston Southern	Nov. 17, 2013	100-63	Occidental	Dec. 13, 1968
108-59	Midwestern State	Nov. 27, 1981	100-104, L	at Arizona State	Dec. 2, 1978
108-84	Rider	Dec. 23, 1987	100-98	San Diego State	Jan. 30, 1981
107-36	Dartmouth	Dec. 29, 1972	100-120, L	at Oklahoma	Feb. 20, 1988
107-104	San Diego State	Dec. 20, 1976	100-75	Prairie View A&M	Dec. 3, 1988
107-87	Boston U.	Dec. 30, 1980	100-64	Eastern New Mexico	Feb. 22, 1989
107-59	Tennessee State	Dec. 21, 1991	100-55	Wyoming	Feb. 9, 2008
107-72	Mercer	Nov. 25, 1995	147-76	Northern New Mexico	Nov. 11, 2017
107-54	Simon Fraser	Nov. 18, 1996	103-71	Nebraska-Omaha	Nov. 14, 2017
107-49	Western New Mexico	Jan. 22, 2003	119-114	at Wyoming	Feb. 20, 2018
106-78	New Mexico State	Dec. 21, 1977	108-87	at Colorado State	Feb. 28, 2018
106-91	New Mexico Highlands	Dec. 10, 1986			
106-89	at Wyoming	Jan. 14, 1989			
106-53	New Mexico Highlands	Nov. 26, 1982			
106-65	Colorado	Nov. 14, 2006			
105-83	Arizona State	Feb. 24, 1968			
105-61	North Dakota	Dec. 8, 1973			
105-85	East Texas State	Dec. 6, 1980			

UNM Record: 83-6

L - UNM scored 100+points and lost

Most Points in a Game off the Bench

Pts.	Player	Opponent	Date
33	Elijah Brown	San Jose State	Jan. 23, 2016
29	Larry Belin	at Utah	Jan. 11, 1979
28	Willie Banks	George Washington	Dec. 27, 1988
28	J.R. Giddens	UNLV	Feb. 28, 2007
27	Phillip McDonald	Colorado State	Jan. 12, 2011
27	Steve Logan	Tennessee State	Dec. 21, 1991
26	Willie Banks	U. of San Francisco	Nov. 24, 1990
26	Brian Hayden	Cal State Northridge	Dec. 28, 1994
25	Larry Belin	New Mexico State	Dec. 9, 1978
25	Jamaal Williams	at UNLV	Feb. 22, 2003
24	Willie Howard	Arizona State	Feb. 11, 1978
24	Jamaal Smith	at Wyoming	Jan. 5, 2008
24	Sam Logwood	at Wyoming	Feb. 20, 2018
24	Troy Simons	at Wyoming	Feb. 20, 2018
23	Phil Abney	Puget Sound	Jan. 4, 1978
23	Willie Howard	at UTEP	Jan. 21, 1978
23	Willie Howard	BYU	Jan. 26, 1978
23	Willie Banks	at Tennessee	Dec. 5, 1989
23	Canonchet Neves	at Air Force	Feb. 27, 1993
23	Brian Hayden	U. of San Francisco	Nov. 17, 1994
23	Brian Smith	Cornell	Nov. 27, 1998
23	Joe Furstinger	Wyoming	Mar. 9, 2018

WELCOME TO THE PIT, A MILE HIGH AND LOUDER THAN...



WHAT THEY ARE SAYING ABOUT THE PIT

"What a terrific atmosphere for college basketball. Great building... Great history... 18,000 screaming fans. It's big time college hoops, baby!"
- Dick Vitale, ESPN

"I consider the game we played in Albuquerque in 1978 one of the most exciting of my career. The Pit is the toughest place to play because of their tremendous atmosphere."
-Jim Boeheim, Syracuse head coach

"When you go into a place like The Pit, there will be challenge different from a regular road game. The crowd can dictate the tempo and momentum. The Pit crowd forces you to be patient."
-Lute Olsen, former Arizona head coach

"A mile high but 37 feet underground, the Pit in Albuquerque has been the site of many mind-blowing college basketball games, including North Carolina State's upset of Houston in '83 and just about any New Mexico home game. The noise created by fans, which has been measured at 125 decibels -- the pain threshold for the human ear is 130 -- is a palpable force."
-Sports Illustrated

- Voted one of "The Top Five Loudest, Most Intimidating Places to Play" by NCAA.com
- Ranked in the top 20 sporting venues of the 20th century by Sports Illustrated
- USA Today ranked The Pit in its "Ten Great Places to Get Pumped for NCAA Action"
- According to Fox Sports, it's one of the top ten "old school" college basketball arenas in the country

THE GREATEST GAME EVER PLAYED

The Pit was the site of one of the greatest college basketball games ever played. It hosted the 1983 national championship game that saw the NC State Wolfpack upset Hakeem Olajuwon, Clyde Drexler and the Houston Cougars. Coach Jimmy Valvano and the Wolfpack downed the Cougars on a last second put back by Lorenzo Charles. The iconic shot of the late Valvano running onto the court looking for a hug is one of the lasting images in college basketball history.

- Built in 1966 (\$1.4 million)
- Capacity of 15,411 (previously 18,018)
- \$60 million renovation was completed in 2010
- New floor installed before the 2017-18 season
- Seating includes 40 suites and a club area
- Officially named Dreamstyle Arena in 2017 after a \$10 million agreement for naming rights by the local New Mexico business. It is still referred to as The Pit, its officially-recognized nickname. As part of the exciting Dreamstyle changes, University Stadium, UNM's football stadium, officially became Dreamstyle Arena on the same date.
- Less than 30 of 345 NCAA Division I basketball programs play in a college-only arena named after a business or organization founded or headquartered in its home state.
- The Lobos have averaged an astounding 15,410 fans the past 49 years, an amazing 95% of capacity
- The Pit has ranked in the top 25 in attendance nationally nearly every season since the 1966-67 season with 35 seasons in the top ten in the NCAA in attendance
- Led the Mountain West in attendance in 10 of the conference's 15 years of existence
- The floor is named Bob King Court in honor of the former head coach who led the Lobos from 1963 to 1972.

THE 2017-18 LOBO MEN'S BASKETBALL RADIO/TV ROSTER

PLAYERS



Matt Vail
G | 5-10 | Fr.
Grants, N.M.



Chris McNeal
G | 6-1 | Jr.
Jackson, Tenn.



Sam Logwood
G/F | 6-8 | Sr.
Indianapolis, Ind.



Antino Jackson
G | 6-0 | Sr.
Houston, Texas



Mike Mondragon
G | 6-3 | R-Jr.
Taos, N.M.



Joe Furstinger
F | 6-9 | Sr.
Rancho Santa Margarita, Calif.



Makuach Maluach
G/F | 6-5 | Fr.
Sydney, Australia




Jachai Simmons
G/F | 6-7 | Jr.
Plainfield, N.J.



JaQuan Lyle
G | 6-5 | Jr.
Evansville, Ind.



Dane Kuiper
G/F | 6-7 | Jr.
Wasilla, Alaska



Vladimir Pinchuk
F/C | 6-10 | Fr.
Schwelm, Germany



Vance Jackson
F | 6-9 | So.
Los Angeles, Calif.



Troy Simons
G | 6-3 | Jr.
Pittsburgh, Pa.



Anthony Mathis
G | 6-3 | Jr.
West Linn, Ore.



Connor MacDougall
F | 6-9 | Sr.
Tempe, Ariz.

STAFF



Paul Weir
Head Coach



Chris Harriman
Assoc. Head Coach



Jerome Robinson
Assistant Coach



Brandon Mason
Assistant Coach



Ryan Berryman
Dir. of Operations



David Chiotti
Dir. of Player Development




Evan Orzolek
Video Coordinator



Tyler Stuart
Dir. of Strength/Cond.



Estevan Sandoval
Graduate Assistant



Corey DeBarbrie
Athletic Trainer

STAT BREAKDOWN: THIS SEASON VS SAN DIEGO STATE

New Mexico vs. No. 5 Seed San Diego State

RECORD:	OVERALL	HOME	AWAY	NEUTRAL
ALL GAMES	1-0	1-0	0-0	0-0
CONFERENCE	1-0	1-0	0-0	0-0
NON-CONFERENCE	0-0	0-0	0-0	0-0

#	Player	gp-gs	min	avg	Total		3-Point		F-Throw		Rebounds				pf	dq	a	to	blk	stl	pts	avg
					fg-fga	fg%	3fg-fga	3fg%	ft-fita	ft%	off	def	tot	avg								
03	JACKSON, Antino	1-1	28	28.0	8-12	.667	6-10	.600	2-2	1.000	0	1	1	1.0	2	0	6	0	0	1	24	24.0
32	MATHIS, Anthony	1-1	34	34.0	7-12	.583	4-7	.571	3-3	1.000	0	5	5	5.0	3	0	0	0	0	1	21	21.0
10	MALUACH, Makuach	1-0	27	27.0	4-13	.308	1-4	.250	6-7	.857	0	1	1	1.0	2	0	1	0	1	0	15	15.0
05	FURSTINGER, Joe	1-1	34	34.0	3-6	.500	0-0	.000	6-9	.667	2	8	10	10.0	4	0	3	1	1	1	12	12.0
01	McNEAL, Chris	1-0	17	17.0	2-6	.333	2-3	.667	0-1	.000	0	1	1	1.0	3	0	3	1	0	0	6	6.0
15	PINCHUK, Vladimir	1-1	17	17.0	0-0	.000	0-0	.000	1-2	.500	1	1	2	2.0	0	0	0	2	1	0	1	1.0
14	KUIPER, Dane	1-0	25	25.0	0-7	.000	0-5	.000	0-0	.000	0	3	3	3.0	0	0	0	1	0	0	0	0.0
11	SIMMONS, Jachai	1-1	17	17.0	0-2	.000	0-0	.000	0-1	.000	4	1	5	5.0	2	0	0	0	0	1	0	0.0
04	MONDRAGON, Mike	1-0	1	1.0	0-0	.000	0-0	.000	0-0	.000	0	0	0	0.0	0	0	0	0	0	0	0	0.0
Team											4	2	6									
Total.....		1	200		24-58	.414	13-29	.448	18-25	.720	11	23	34	34.0	16	0	13	5	3	4	79	79.0
Opponents.....		1	200		27-61	.443	8-21	.381	13-15	.867	12	28	40	40.0	25	-	13	12	6	3	75	75.0

Score by Periods	1st	2nd	Totals
New Mexico	38	41	79
Opponents	48	27	75

No. 5 Seed San Diego State vs New Mexico

RECORD:	OVERALL	HOME	AWAY	NEUTRAL
ALL GAMES	0-1	0-0	0-1	0-0
CONFERENCE	0-1	0-0	0-1	0-0
NON-CONFERENCE	0-0	0-0	0-0	0-0

#	Player	gp-gs	min	avg	Total		3-Point		F-Throw		Rebounds				pf	dq	a	to	blk	stl	pts	avg
					fg-fga	fg%	3fg-fga	3fg%	ft-fita	ft%	off	def	tot	avg								
00	WATSON, Devin	1-1	33	33.0	5-10	.500	2-3	.667	4-5	.800	1	2	3	3.0	3	0	7	3	0	1	16	16.0
21	POPE, Malik	1-1	31	31.0	5-15	.333	0-1	.000	6-7	.857	3	5	8	8.0	1	0	0	1	4	0	16	16.0
05	MCDANIELS, Jalen	1-1	27	27.0	6-7	.857	0-0	.000	1-1	1.000	1	6	7	7.0	4	0	0	1	0	0	13	13.0
10	MONTANA, Max	1-0	20	20.0	3-8	.375	2-5	.400	0-0	.000	1	5	6	6.0	2	0	3	0	1	0	8	8.0
11	MITCHELL, Matt	1-1	21	21.0	3-5	.600	1-3	.333	0-0	.000	0	2	2	2.0	4	0	1	3	0	0	7	7.0
20	SCHAKEL, Jordan	1-0	18	18.0	2-4	.500	2-4	.500	0-0	.000	0	1	1	1.0	5	1	0	0	1	1	6	6.0
03	KELL, Trey	1-1	30	30.0	2-8	.250	1-4	.250	0-0	.000	2	4	6	6.0	1	0	2	3	0	1	5	5.0
42	HEMSLEY, Jeremy	1-0	16	16.0	1-4	.250	0-1	.000	0-0	.000	1	1	2	2.0	2	0	0	1	0	0	2	2.0
24	NARAIN, Nolan	1-0	2	2.0	0-0	.000	0-0	.000	2-2	1.000	0	1	1	1.0	2	0	0	0	0	0	2	2.0
45	ROOKS, Kameron	1-0	2	2.0	0-0	.000	0-0	.000	0-0	.000	0	0	0	0.0	1	0	0	0	0	0	0	0.0
Team											3	1	4									
Total.....		1	200		27-61	.443	8-21	.381	13-15	.867	12	28	40	40.0	25	1	13	12	6	3	75	75.0
Opponents.....		1	200		24-58	.414	13-29	.448	18-25	.720	11	23	34	34.0	16	-	13	5	3	4	79	79.0

Score by Periods	1st	2nd	Totals
San Diego State	48	27	75
Opponents	38	41	79

UNM VS OPPONENTS

Air Force

New Mexico leads 59-23		
Home 34-4 (Pit 34-2), Road 21-16, Neutral 3-1		
12-7-57	Air Force	68-50 at Albuquerque
1-29-60	Air Force	70-66 at Denver
12-1-60	Air Force	85-73 at Air Force
2-7-62	Air Force	62-56 Albuquerque
2-11-67	New Mexico	73-64 (OT) at Air Force
1-3-68	New Mexico	88-60 Albuquerque
2-7-70	New Mexico	64-61 at Air Force
1-11-71	New Mexico	73-66 Albuquerque
1-22-81	New Mexico	38-37 at Air Force
2-28-81	New Mexico	79-69 Albuquerque
1-8-82	New Mexico	68-61 Albuquerque
2-27-82	Air Force	64-59 at Air Force
1-17-83	New Mexico	89-76 Albuquerque
2-10-83	Air Force	61-52 at Air Force
1-19-84	New Mexico	57-47 at Air Force
2-20-84	New Mexico	49-48 Albuquerque
1-12-85	New Mexico	91-50 Albuquerque
2-1-85	New Mexico	58-52 at Air Force
2-6-86	New Mexico	72-70 Albuquerque
2-22-86	Air Force	66-64 at Air Force
1-17-87	New Mexico	80-65 at Air Force
2-28-87	New Mexico	80-73 Albuquerque
1-8-88	New Mexico	80-67 Albuquerque
2-4-88	Air Force	65-58 at Air Force
2-11-89	New Mexico	79-67 Albuquerque
2-25-89	New Mexico	80-73 at Air Force
3-9-89	New Mexico	74-60 at Salt Lake *
1-27-90	New Mexico	61-44 Albuquerque
2-28-90	New Mexico	62-54 at Air Force
1-31-91	New Mexico	92-55 Albuquerque
2-28-91	New Mexico	66-56 at Air Force
1-11-92	New Mexico	78-63 Albuquerque
2-29-92	New Mexico	70-55 at Air Force
1-9-93	New Mexico	63-43 Albuquerque
2-27-93	New Mexico	80-60 at Air Force
1-8-94	New Mexico	80-54 at Air Force
2-24-94	New Mexico	90-71 Albuquerque
1-4-95	New Mexico	86-72 Albuquerque
3-4-95	Air Force	59-58 at Air Force
1-4-96	New Mexico	61-49 at Air Force
2-29-96	New Mexico	67-55 Albuquerque
1-3-98	New Mexico	92-59 Albuquerque
2-14-98	New Mexico	96-72 at Air Force
1-22-00	New Mexico	89-72 Albuquerque
2-12-00	New Mexico	81-67 at Air Force
1-13-01	New Mexico	59-52 Albuquerque
2-10-01	Air Force	53-49 at Air Force
1-14-02	New Mexico	50-47 Albuquerque
2-9-02	Air Force	47-44 at Air Force
2-8-03	New Mexico	73-59 Albuquerque
3-8-03	Air Force	68-60 at Air Force
1-17-04	Air Force	68-42 Albuquerque
2-14-04	Air Force	51-50 at Air Force
1-15-05	Air Force	64-62 at Air Force
2-14-05	New Mexico	63-52 Albuquerque
1-21-06	New Mexico	62-59 Albuquerque
2-22-06	Air Force	51-46 at Air Force
1-9-07	Air Force	65-57 at Air Force
2-10-07	Air Force	60-51 Albuquerque
1-19-08	New Mexico	59-54 Albuquerque
2-20-08	New Mexico	68-51 at Air Force
1-10-09	New Mexico	78-53 Albuquerque
2-11-09	New Mexico	76-66 at Air Force
1-20-10	New Mexico	73-50 at Air Force
2-20-10	New Mexico	59-56 Albuquerque
3-11-10	New Mexico	75-69 at Las Vegas\$
2-1-11	New Mexico	75-61 at Air Force
3-5-11	New Mexico	66-61 Albuquerque
1-31-12	New Mexico	81-42 at Air Force
2-29-12	New Mexico	86-56 Albuquerque
3-8-12	New Mexico	79-64 at Las Vegas\$
2-6-13	New Mexico	81-58 Albuquerque
3-9-13	Air Force	89-88 at Air Force
3-5-14	New Mexico	80-52 Albuquerque
1-14-15	New Mexico	60-48 Albuquerque
2-4-15	Air Force	59-53 at Air Force
3-11-15	Air Force	68-61 Las Vegas \$
1-27-16	New Mexico	84-55 Albuquerque
2-20-16	Air Force	76-72 at Air Force
2-8-17	New Mexico	74-67 at Air Force
12-27-17	New Mexico	87-58 Albuquerque
2-10-18	Air Force	100-92 at Air Force

Boise State

New Mexico leads 10-5		
Home 5-2 (Pit 5-2), Road 4-3, Neutral 1-0		
2-4-12	New Mexico	65-49 at Boise
3-3-12	New Mexico	76-61 Albuquerque
1-16-13	New Mexico	79-74 (OT) at Boise
2-16-13	New Mexico	60-50 Albuquerque
1-21-14	New Mexico	84-75 Albuquerque
2-12-14	Boise State	70-71 at Boise
3-14-14	New Mexico	70-67 at Las Vegas\$
1-18-15	Boise State	69-59 Albuquerque
2-24-15	Boise State	76-65 at Boise
1-30-16	New Mexico	88-83 at Boise
2-17-16	New Mexico	80-78 Albuquerque
1-17-17	New Mexico	81-70 at Boise
2-14-17	New Mexico	78-73 Albuquerque
1-3-18	Boise State	90-62 at Boise
2-6-18	Boise State	73-71 Albuquerque

Colorado State

New Mexico leads 77-46		
Home 50-13 (Pit 45-6), Road 25-32, Neutral 2-1		
12-20-40	Colorado State	53-39 at Denver
1-5-52	New Mexico	64-63 Albuquerque
1-12-52	Colorado State	85-60 at Ft. Collins
1-3-53	Colorado State	85-66 at Ft. Collins
1-16-53	New Mexico	72-56 Albuquerque
1-2-54	Colorado State	77-51 at Ft. Collins
1-16-54	Colorado State	67-62 Albuquerque
1-14-55	Colorado State	81-59 at Ft. Collins
2-19-55	New Mexico	70-65 Albuquerque
1-6-56	Colorado State	67-52 at Ft. Collins
2-24-56	Colorado State	75-67 Albuquerque
1-5-57	New Mexico	70-62 Albuquerque
2-23-57	Colorado State	78-54 at Ft. Collins
1-11-58	Colorado State	77-58 at Ft. Collins
1-25-58	Colorado State	48-41 Albuquerque
2-14-59	Colorado State	67-56 Albuquerque
2-13-59	Colorado State	74-55 at Ft. Collins
1-9-60	Colorado State	88-67 at Ft. Collins
1-23-60	Colorado State	77-63 Albuquerque
1-21-61	Colorado State	60-53 Albuquerque
2-10-61	Colorado State	90-61 at Ft. Collins
1-5-62	Colorado State	67-41 at Ft. Collins
1-20-62	Colorado State	74-58 Albuquerque
12-20-62	New Mexico	56-46 Albuquerque
12-6-63	New Mexico	55-53 at Ft. Collins
12-30-66	New Mexico	64-49 Albuquerque
1-10-70	Colorado State	79-62 at Ft. Collins
2-12-70	Colorado State	64-57 Albuquerque
1-30-71	Colorado State	79-71 at Ft. Collins
2-25-71	Colorado State	68-67 Albuquerque
1-7-72	Colorado State	93-65 at Ft. Collins
2-12-72	New Mexico	77-75 (OT) Albuquerque
1-27-73	Colorado State	76-67 at Ft. Collins
2-22-73	New Mexico	93-72 Albuquerque
1-26-74	New Mexico	54-49 Albuquerque
2-22-74	New Mexico	67-65 at Ft. Collins
1-11-75	New Mexico	85-70 Albuquerque
2-14-75	Colorado State	58-53 at Ft. Collins
1-9-76	New Mexico	80-71 at Ft. Collins
2-14-76	New Mexico	84-75 Albuquerque
2-3-77	New Mexico	73-64 Albuquerque
3-5-77	Colorado State	78-64 at Ft. Collins
2-4-78	New Mexico	91-82 at Ft. Collins
3-2-78	New Mexico	111-88 Albuquerque
1-18-79	New Mexico	94-76 Albuquerque
2-17-79	New Mexico	77-69 at Ft. Collins
1-12-80	Colorado State	82-68 at Ft. Collins
2-7-80	New Mexico	80-79 (OT) Albuquerque
1-9-81	New Mexico	80-75 at Ft. Collins
2-14-81	New Mexico	68-51 Albuquerque
1-29-82	New Mexico	67-58 Albuquerque
2-13-82	New Mexico	64-62 at Ft. Collins
1-13-83	New Mexico	68-58 Albuquerque
2-12-83	Colorado State	85-70 at Ft. Collins
1-21-84	New Mexico	55-47 at Ft. Collins
2-18-84	New Mexico	61-50 Albuquerque
1-28-85	New Mexico	44-42 Albuquerque
2-2-85	Colorado State	61-52 at Ft. Collins
3-6-85	New Mexico	62-56 Albuquerque*
1-11-86	Colorado State	65-58 at Ft. Collins
1-24-87	New Mexico	64-51 Albuquerque
2-21-87	New Mexico	75-54 Albuquerque
3-5-87	New Mexico	62-61 at Ft. Collins
2-1-88	New Mexico	92-77 Albuquerque*
2-18-88	New Mexico	60-51 Albuquerque
1-12-89	Colorado State	61-60 at Ft. Collins
1-26-89	Colorado State	64-62 at Ft. Collins
1-6-90	New Mexico	65-62 (OT) Albuquerque
2-8-90	New Mexico	63-61 Albuquerque
1-3-91	Colorado State	75-71 at Ft. Collins
2-7-91	New Mexico	54-46 Albuquerque
2-8-92	Colorado State	66-61 at Ft. Collins
2-27-92	New Mexico	61-47 Albuquerque
1-21-93	New Mexico	60-56 at Ft. Collins
2-11-93	Colorado State	67-65 (OT) Albuquerque
1-20-94	Colorado State	67-50 at Ft. Collins
2-12-94	New Mexico	72-70 at Ft. Collins
1-12-95	New Mexico	82-59 Albuquerque
2-16-95	New Mexico	71-68 Albuquerque
1-15-96	New Mexico	91-74 at Ft. Collins
2-19-96	New Mexico	67-65 at Ft. Collins
1-12-98	New Mexico	78-66 Albuquerque
2-7-98	New Mexico	78-64 at Ft. Collins
1-10-00	New Mexico	77-62 Albuquerque
3-2-00	New Mexico	71-70 at Ft. Collins
1-27-01	New Mexico	76-68 Albuquerque
2-24-01	New Mexico	72-71 (ot) Albuquerque
3-8-01	New Mexico	54-51 at Ft. Collins
1-28-02	New Mexico	76-65 at Las Vegas\$
2-23-02	New Mexico	70-64 at Fort Collins
1-13-03	New Mexico	72-60 Albuquerque
2-17-03	Colorado State	74-58 at Fort Collins
2-7-04	New Mexico	82-72 Albuquerque
3-6-04	New Mexico	63-51 Albuquerque
2-5-05	Colorado State	76-66 at Fort Collins
3-5-05	New Mexico	55-47 at Fort Collins
1-7-06	New Mexico	72-61 Albuquerque
2-8-06	New Mexico	83-75 Albuquerque
1-6-07	New Mexico	80-78 at Fort Collins
2-3-07	Colorado State	88-79 Albuquerque
2-5-08	New Mexico	70-66 at Fort Collins
	New Mexico	91-51 Albuquerque

3-8-08	New Mexico	71-52 at Fort Collins
1-28-09	New Mexico	68-50 Albuquerque
2-28-09	New Mexico	81-79 (2OT) at Fort Collins
1-23-10	New Mexico	82-64 Albuquerque
2-23-10	New Mexico	72-66 at Fort Collins
1-12-11	New Mexico	68-61 Albuquerque
2-12-11	Colorado State	68-62 at Fort Collins
3-10-11	New Mexico	67-61 at Las Vegas\$
1-25-12	New Mexico	85-52 Albuquerque
2-21-12	Colorado State	71-63 at Fort Collins
1-23-13	New Mexico	66-61 Albuquerque
2-23-13	New Mexico	91-82 at Fort Collins
1-4-14	New Mexico	80-73 Albuquerque
1-25-14	New Mexico	68-66 at Fort Collins
1-3-15	New Mexico	66-53 Albuquerque
2-10-15	Colorado State	70-59 at Fort Collins
2-23-16	Colorado State	86-69 at Fort Collins
1-14-17	New Mexico	84-71 at Fort Collins
2-21-17	Colorado State	68-56 Albuquerque
1-27-18	New Mexico	80-65 Albuquerque
2-28-18	New Mexico	108-87 at Fort Collins

Fresno State

New Mexico leads 16-12		
Home 11-1 (Pit 11-1), Road 3-10, Neutral 2-1		
12-29-47	Fresno State	57-49 at Fresno
12-30-47	Fresno State	47-43 at Fresno
3-19-85	Fresno State	66-55 at Fresno#
1-7-93	New Mexico	85-64 Albuquerque
2-25-93	Fresno State	71-57 at Fresno
3-11-93	New Mexico	72-48 at Salt Lake*
1-10-94	Fresno State	69-65 at Fresno
2-26-94	New Mexico	82-67 Albuquerque
1-2-95	New Mexico	74-66 Albuquerque
3-2-95	New Mexico	72-69 at Fresno
1-2-96	Fresno State	76-75 at Fresno
3-2-96	New Mexico	86-84 Albuquerque
3-8-96	New Mexico	104-99 (3OT) Albuquerque*
1-4-99	Fresno State	86-80 at Fresno
2-13-99	New Mexico	83-81 Albuquerque
1-12-13	New Mexico	72-45 Albuquerque
2-13-13	New Mexico	54-48 at Fresno
1-18-14	New Mexico	89-78 at Fresno
3-13-14	New Mexico	93-77 at Las Vegas\$
12-31-14	New Mexico	76-64 Albuquerque
2-28-15	Fresno State	59-55 at Fresno
1-2-16	New Mexico	77-62 at Fresno
2-27-16	Fresno State	92-82 Albuquerque
12-28-16	New Mexico	78-73 Albuquerque
2-18-17	Fresno State	71-61 at Fresno
3-9-17	Fresno State	65-60 at Las Vegas\$
1-13-18	Fresno State	89-80 at Fresno
3-3-18	New Mexico	95-86 (OT) Albuquerque

Nevada

New Mexico leads 6-5		
Home 3-1 (Pit 3-1), Road 3-3, Neutral 0-1		
2-2-13	New Mexico	75-62 Albuquerque
3-6-13	New Mexico	75-62 at Reno
2-15-14	New Mexico	90-72 Albuquerque
3-2-14	New Mexico	72-58 at Reno
2-14-15	Nevada	66-63 (OT) at Reno
12-30-15	New Mexico	88-76 Albuquerque
3-5-16	New Mexico	71-66 at Reno
3-10-16	Nevada	64-62 at Las Vegas\$
1-7-17	Nevada	105-104 (OT) Albuquerque
1-28-17	Nevada	82-65 at Reno
12-30-17	Nevada	77-74 at Reno

San Diego State

New Mexico leads 47-38		
Home 29-11 (Pit 29-11), Road 13-25, Neutral 5-2		
1-2-76	San Diego State	78-58 at San Diego
12-20-76	New Mexico	107-104 Albuquerque
1-25-79	San Diego State	78-72 at San Diego
2-24-79	New Mexico	84-78 Albuquerque
1-19-80	New Mexico	73-72 Albuquerque
2-14-80	San Diego State	76-64 at San Diego
1-30-81	New Mexico	100-98 Albuquerque
3-7-81	San Diego State	92-84 at San Diego
1-14-82	San Diego State	78-62 at San Diego
2-20-82	San Diego State	86-79 Albuquerque
2-3-83	San Diego State	61-37 Albuquerque
3-5-83	San Diego State	77-73 at San Diego
1-14-84	San Diego State	74-68 Albuquerque
2-11-84	San Diego State	61-60 at San Diego
1-18-85	New Mexico	94-85 Albuquerque
2-16-85	San Diego State	99-80 at San Diego
3-8-85	San Diego State	98-84 at El Paso*
1-16-86	San Diego State	71-68 at San Diego
3-1-86	New Mexico	95-92 (OT) Albuquerque
1-3-87	New Mexico	88-84 at San Diego
2-14-87	New Mexico	76-66 Albuquerque
1-14-88	San Diego State	64-59 at San Diego
2-12-88	New Mexico	93-85 Albuquerque
1-21-89	New Mexico	83-76 at San Diego
3-2-89	New Mexico	102-72 Albuquerque
1-18-90	San Diego State	78-62 at San Diego
2-24-90	New Mexico	91-69 Albuquerque
1-17-91	San Diego State	52-51 at San Diego
1-24-91	New Mexico	79-68 Albuquerque
1-16-92	New Mexico	90-68 Albuquerque
1-25-92	New Mexico	71-61 at San Diego
1-17-93	New Mexico	77-52 at San Diego
2-20-93	New Mexico	71-55 Albuquerque

UNM VS OPPONENTS

1-13-94	New Mexico	72-59	Albuquerque	3-9-06	UNLV	65-64	at Denver, Colo.\$	1-16-69	Wyoming	70-68	at Laramie
2-17-94	New Mexico	65-61	at San Diego	1-27-07	UNLV	76-72	at Las Vegas	2-15-69	New Mexico	65-63	Albuquerque
3-10-94	New Mexico	61-46	at Salt Lake*	2-28-07	UNLV	85-83	Albuquerque	1-8-70	Wyoming	92-74	at Laramie
1-9-95	San Diego State	72-69 (OT)	at San Diego	2-2-08	UNLV	79-60	at Las Vegas	2-14-70	New Mexico	90-85	Albuquerque
2-25-95	New Mexico	67-42	Albuquerque	3-4-08	New Mexico	59-45	Albuquerque	1-21-71	Wyoming	74-59	at Laramie
1-8-96	New Mexico	77-74	Albuquerque	1-3-09	UNLV	60-58	at Las Vegas	2-27-71	Wyoming	91-80	Albuquerque
2-22-96	New Mexico	83-78	at San Diego	2-7-09	New Mexico	73-69 (OT)	Albuquerque	1-8-72	Wyoming	69-62	at Laramie
3-7-96	New Mexico	94-75	Albuquerque*	1-9-10	UNLV	74-62	Albuquerque	2-10-72	New Mexico	76-64	Albuquerque
1-7-99	New Mexico	90-60	Albuquerque	2-10-10	New Mexico	76-66	at Las Vegas	1-26-73	New Mexico	70-56	at Laramie
2-8-99	New Mexico	85-60	at San Diego	1-22-11	UNLV	63-62	at Las Vegas	2-23-73	Wyoming	61-60	Albuquerque
2-5-00	New Mexico	78-57	at San Diego	2-23-11	UNLV	77-74 (OT)	Albuquerque	1-25-74	New Mexico	91-68	Albuquerque
2-26-00	New Mexico	78-49	Albuquerque	1-21-12	UNLV	80-63	at Las Vegas	2-23-74	New Mexico	78-67	at Laramie
1-8-01	New Mexico	75-67	at San Diego	2-18-12	New Mexico	65-45	Albuquerque	1-10-75	New Mexico	79-62	Albuquerque
2-17-01	New Mexico	72-54	Albuquerque	3-9-12	New Mexico	72-67	at Las Vegas\$	2-15-75	Wyoming	63-59	at Laramie
2-2-02	San Diego State	78-65	Albuquerque	1-9-13	New Mexico	65-60	Albuquerque	1-10-76	New Mexico	54-53 (OT)	at Laramie
2-28-02	San Diego State	84-71	at San Diego	2-9-13	UNLV	64-55	at Las Vegas	2-13-76	New Mexico	57-51	Albuquerque
1-25-03	New Mexico	66-62	Albuquerque	3-16-13	New Mexico	63-56	at Las Vegas@	2-5-77	New Mexico	93-78	Albuquerque
2-24-03	San Diego State	89-73	at San Diego	1-15-14	UNLV	73-76	Albuquerque	3-3-77	Wyoming	82-64	at Laramie
2-2-04	San Diego State	72-68	at San Diego	2-19-14	New Mexico	68-56	at Las Vegas	2-2-78	New Mexico	94-91	at Laramie
2-28-04	New Mexico	72-60	Albuquerque	1-21-15	New Mexico	71-69	at Las Vegas	3-4-78	New Mexico	93-74	Albuquerque
1-31-05	New Mexico	88-71	Albuquerque	2-21-15	UNLV	76-68	Albuquerque	1-20-79	New Mexico	72-64	Albuquerque
2-26-05	New Mexico	78-61	at San Diego	1-12-16	UNLV	74-86	at Las Vegas	2-15-79	Wyoming	73-66	at Laramie
3-11-05	New Mexico	77-67	at Denver\$	2-2-16	New Mexico	87-83	Albuquerque	1-10-80	Wyoming	78-58	at Laramie
1-25-06	San Diego State	75-69	at San Diego	1-10-17	UNLV	71-66	Albuquerque	2-9-80	Wyoming	68-54	Albuquerque
2-25-06	San Diego State	73-66	Albuquerque	2-1-17	New Mexico	80-77	at Las Vegas	1-10-81	Wyoming	91-54	at Laramie
1-17-07	San Diego State	73-68	at San Diego	1-17-18	New Mexico	85-81	at Las Vegas	2-12-81	New Mexico	57-56	Albuquerque
2-20-07	San Diego State	81-74 (OT)	Albuquerque	2-25-18	New Mexico	91-90	Albuquerque	1-30-82	Wyoming	75-65	Albuquerque
1-12-08	San Diego State	72-67	Albuquerque					2-11-82	Wyoming	56-45	at Laramie
2-13-08	New Mexico	73-63	at San Diego					1-15-83	New Mexico	76-71	Albuquerque
1-21-09	San Diego State	81-76	at San Diego					2-14-83	Wyoming	64-58	at Laramie
2-21-09	New Mexico	75-49	Albuquerque					1-23-84	New Mexico	40-38	at Laramie
1-5-10	San Diego State	74-64	at San Diego	2-2-52	Utah State	68-52	at Logan	2-16-84	New Mexico	62-54	Albuquerque
2-6-10	New Mexico	88-86 (OT)	Albuquerque	2-7-52	Utah State	62-58	Albuquerque	1-10-85	New Mexico	50-37	Albuquerque
3-12-10	San Diego State	72-69	at Las Vegas\$	2-7-53	Utah State	76-70	at Logan	3-2-85	New Mexico	83-78	at Laramie
1-15-11	San Diego State	87-77	Albuquerque	2-21-53	New Mexico	99-91	Albuquerque	1-9-86	New Mexico	47-45	at Laramie
2-16-11	San Diego State	68-62	at San Diego	2-6-54	New Mexico	97-74	Albuquerque	2-8-86	Wyoming	67-65	Albuquerque
1-18-12	San Diego State	75-70	Albuquerque	2-20-54	Utah State	65-55	at Logan	3-7-86	Wyoming	56-54	at Laramie*
2-15-12	New Mexico	77-67	at San Diego	2-3-55	Utah State	89-63	at Logan	1-15-87	Wyoming	78-66	at Laramie
3-10-12	New Mexico	68-59	at Las Vegas\$	2-26-55	Utah State	79-68	Albuquerque	2-26-87	New Mexico	92-89	Albuquerque
1-26-13	San Diego State	55-34	at San Diego	2-4-56	Utah State	75-62	at Logan	3-7-87	Wyoming	64-62	Albuquerque*
2-27-13	New Mexico	70-60	Albuquerque	3-3-56	New Mexico	74-63	Albuquerque	1-9-88	New Mexico	85-72	Albuquerque
3-15-13	New Mexico	60-50	at Las Vegas\$	2-2-57	Utah State	84-73	Albuquerque	2-6-88	Wyoming	90-72	at Laramie
2-22-14	New Mexico	55-44	Albuquerque	3-2-57	Utah State	69-61	at Logan	1-14-89	New Mexico	106-89	at Laramie
3-8-14	San Diego State	48-51	at San Diego	2-8-58	Utah State	60-46	at Logan	2-9-89	Wyoming	68-66	Albuquerque
3-15-14	New Mexico	64-58	at Las Vegas\$	3-6-58	Utah State	78-68	Albuquerque	1-4-90	Wyoming	89-87 (OT)	Albuquerque
1-6-15	San Diego State	56-42	at San Diego	2-7-59	Utah State	87-72	Albuquerque	2-10-90	New Mexico	82-79	at Laramie
2-17-15	San Diego State	63-46	Albuquerque	3-6-59	Utah State	93-72	Albuquerque	1-5-91	Wyoming	92-79	Albuquerque
2-6-16	San Diego State	78-71 (ot)	at San Diego	2-6-60	Utah State	86-59	at Logan	2-9-91	New Mexico	85-82 (OT)	at Laramie
3-1-16	San Diego State	83-56	Albuquerque	3-3-60	Utah State	103-72	Albuquerque	2-6-92	New Mexico	79-65	Albuquerque
1-1-17	New Mexico	68-62	at San Diego	2-4-61	New Mexico	75-68	Albuquerque	2-15-92	Wyoming	68-61	at Laramie
3-4-17	New Mexico	64-59	Albuquerque	3-3-61	Utah State	108-78	at Logan	3-12-92	New Mexico	89-83	at Ft. Collins*
1-20-18	New Mexico	79-75	Albuquerque	2-2-62	Utah State	76-64	at Logan	1-23-93	New Mexico	77-67	Albuquerque
				3-3-62	Utah State	88-77	Albuquerque	2-13-93	New Mexico	76-60	at Laramie
				12-29-79	Utah State	117-83	Albuquerque	1-22-94	New Mexico	77-71	at Laramie
				1-28-14	New Mexico	78-65	at Logan	2-10-94	New Mexico	73-64	Albuquerque
				2-25-14	New Mexico	67-58	Albuquerque	1-14-95	Wyoming	75-61	Albuquerque
				1-10-15	New Mexico	66-60	at Logan	2-18-95	New Mexico	62-61	at Laramie
				2-7-15	Utah State	63-60	Albuquerque	3-9-95	New Mexico	63-56	Albuquerque*
				1-9-16	New Mexico	77-59	Albuquerque	1-13-96	Wyoming	61-58	at Laramie
				2-9-16	Utah State	80-72	at Logan	2-17-96	New Mexico	70-69	Albuquerque
				1-4-17	Utah State	79-76	at Logan	1-10-98	Wyoming	58-55	at Laramie
				1-24-17	New Mexico	74-61	Albuquerque	2-5-98	New Mexico	89-59	Albuquerque
				1-31-18	Utah State	89-80	at Logan	1-13-00	Wyoming	88-83	at Laramie
				2-14-18	New Mexico	78-63	Albuquerque	2-14-00	Wyoming	99-93	Albuquerque
				3-9-18	New Mexico	83-68	at Las Vegas	1-29-01	Wyoming	82-78	Albuquerque
								2-26-01	Wyoming	81-61	at Laramie
								1-26-02	Wyoming	79-67	at Laramie
								2-25-02	New Mexico	74-65	Albuquerque
								1-18-03	Wyoming	85-81 (OT)	at Laramie
								2-15-03	Wyoming	103-91	Albuquerque
								1-12-04	Wyoming	82-77	at Laramie
								2-9-04	New Mexico	87-75	Albuquerque
								1-8-05	New Mexico	89-75	Albuquerque
								2-7-05	Wyoming	81-71	at Laramie
								1-14-06	Wyoming	77-70	at Laramie
								2-15-06	New Mexico	47-45	Albuquerque
								1-30-07	New Mexico	91-83	Albuquerque
								3-3-07	Wyoming	76-67	at Laramie
								1-5-08	New Mexico	99-92 (OT)	at Laramie
								2-9-08	New Mexico	100-55	Albuquerque
								2-3-09	New Mexico	86-57	Albuquerque
								3-7-09	New Mexico	74-73	at Laramie
								3-12-09	Wyoming	75-67	at Las Vegas\$
								1-16-10	New Mexico	70-68	at Laramie
								2-17-10	New Mexico	83-61	Albuquerque
								1-8-11	Wyoming	67-66	at Laramie
								2-9-11	New Mexico	68-57	Albuquerque
								1-14-12	New Mexico	72-62	at Laramie
								2-11-12	New Mexico	48-38	Albuquerque
								1-30-13	New Mexico	63-59	at Laramie
								3-2-13	New Mexico	53-42	Albuquerque
								3-13-13	New Mexico	59-46	at Las Vegas@
								1-8-14	New Mexico	72-69 (OT)	at Laramie
								2-5-14	New Mexico	66-61 (OT)	Albuquerque
								1-24-15	Wyoming	63-62 (OT)	at Laramie
								3-7-15	New Mexico	52-49 (OT)	Albuquerque
								1-21-17	New Mexico	78-71	Albuquerque
								2-25-17	Wyoming	82-71	at Laramie
								1-10-18	New Mexico	75-66	Albuquerque
								2-20-18	New Mexico	119-114	at Laramie
								3-8-18	New Mexico	85-75	at Las Vegas@

San Jose State			
New Mexico leads 13-1			
Home 8-1 (Pit 7-0), Road 4-0, Neutral 1-0			
12-21-61	New Mexico	63-51	Albuquerque
12-27-67	New Mexico	93-75	Albuquerque
3-5-97	New Mexico	103-70	Las Vegas, Nev.*
11-29-97	New Mexico	86-57	Albuquerque
1-13-99	New Mexico	82-81 (OT)	at San Jose
2-11-99	New Mexico	82-46	Albuquerque
1-11-14	New Mexico	69-65	at San Jose
2-1-14	New Mexico	72-47	Albuquerque
1-31-15	New Mexico	67-41	at San Jose
1-23-16	New Mexico	83-64	at San Jose
2-13-16	New Mexico	74-58	Albuquerque
2-4-17	San Jose State	78-68	Albuquerque
1-6-18	New Mexico	80-47	Albuquerque
2-3-18	New Mexico	71-68	at San Jose

UNLV			
UNLV leads 35-25			
Home 14-12 (Pit 14-12, Road 13-19, Neutral 0-2)			
1-17-76	UNLV	80-73	Albuquerque
1-7-77	UNLV	121-96	at Las Vegas
1-7-78	New Mexico	102-98	at Las Vegas
1-17-78	New Mexico	89-76	Albuquerque
1-27-79	New Mexico	102-99	at Las Vegas
2-23-79	New Mexico	110-100	Albuquerque
1-26-80	UNLV	84-78	at Las Vegas
2-22-80	UNLV	84-68	Albuquerque
12-26-80	UNLV	87-75	at Las Vegas
2-27-81	UNLV	88-81	Albuquerque
1-9-82	New Mexico	72-70	Albuquerque
2-26-82	UNLV	100-68	at Las Vegas
1-15-98	New Mexico	79-61	Albuquerque
2-16-98	New Mexico	75-66	at Las Vegas
3-7-98	UNLV	56-51	at Las Vegas*
1-17-00	UNLV	85-73	Albuquerque
3-4-00	UNLV	80-67	at Las Vegas
1-22-01	UNLV	80-72	at Las Vegas
2-19-01	New Mexico	75-56	Albuquerque
2-5-02	New Mexico	84-81 (OT)	Albuquerque
3-2-02	UNLV	91-82	at Las Vegas
3-7-02	UNLV	120-117 (2OT)	at Las Vegas\$
1-27-03	UNLV	75-66	Albuquerque
2-22-03	UNLV	74-69	at Las Vegas
1-31-04	UNLV	89-80	at Las Vegas
3-1-04	UNLV	78-75	Albuquerque
3-11-04	UNLV	55-53	at Denver, Colo.\$
1-29-05	New Mexico	62-58	Albuquerque
2-28-05	New Mexico	77-66	at Las Vegas
1-28-06	UNLV	67-56	at Las Vegas
3-1-06	New Mexico	47-39	Albuquerque

3-9-06	UNLV	65-64	at Denver, Colo.\$
1-27-07	UNLV	76-72	at Las Vegas
2-28-07	UNLV	85-83	Albuquerque
2-2-08	UNLV	79-60	at Las Vegas
3-4-08	New Mexico	59-45	Albuquerque
1-3-09	UNLV	60-58	at Las Vegas
2-7-09	New Mexico	73-69 (OT)	Albuquerque
1-9-10	UNLV	74-62	Albuquerque
2-10-10	New Mexico	76-66	at Las Vegas
1-22-11	UNLV	63-62	at Las Vegas
2-23-11	UNLV	77-74 (OT)	Albuquerque
1-21-12	UNLV	80-63	at Las Vegas
2-18-12	New Mexico	65-45	Albuquerque
3-9-12	New Mexico	72-67	at Las Vegas\$
1-9-13	New Mexico	65-60	Albuquerque
2-9-13	UNLV	64-55	at Las Vegas
3-16-13	New Mexico	63-56	at Las Vegas@
1-15-14	UNLV	73-76	Albuquerque
2-19-14	New Mexico	68-56	at Las Vegas
1-21-15	New Mexico	71-69	at Las Vegas
2-21-15	UNLV	76-68	Albuquerque
1-12-16	UNLV	74-86	at Las Vegas
2-2-16	New Mexico	87-83	Albuquerque
1-10-17	UNLV	71-66	Albuquerque
2-1-17	New Mexico	80-77	at Las Vegas
1-17-18	New Mexico	85-81	at Las Vegas
2-25-18	New Mexico	91-90	Albuquerque