

# 2019 NEW MEXICO BASEBALL

## GAME NOTES

DANIEL GALLEGOS | ASSISTANT DIRECTOR OF ATHLETIC COMMUNICATIONS | DMGALLEGOS@UNM.EDU | CELL: 501-442-2930

**MW CHAMPION '00, '11, '12, '13, '14, '17 | MW TOURNAMENT CHAMPION '11, '12, '16**

### 2019 | SCHEDULE AND RESULTS

**OVERALL RECORD:** ..... 18-22  
**MW RECORD:**..... 7-11  
**HOME RECORD:**..... 12-12  
**ROAD RECORD:** ..... 4-8  
**NEUTRAL RECORD:** ..... 2-2  
**STREAK:** ..... L1

| Date | Opponent             | Location             | Time/Result  |
|------|----------------------|----------------------|--------------|
| 2/15 | ! No. 8 Oregon State | Surprise, Ariz.      | L, 5-6       |
| 2/16 | ! No. 24 Minnesota   | Surprise, Ariz.      | W, 11-1      |
| 2/17 | ! Gonzaga            | Surprise, Ariz.      | W, 6-4       |
| 2/18 | ! No. 7 Oregon State | Surprise, Ariz.      | L, 0-5       |
| 2/23 | Niagara              | Santa Ana Star Field | L, 3-5       |
| 2/23 | Niagara              | Santa Ana Star Field | W, 5-3       |
| 2/24 | Niagara              | Santa Ana Star Field | W, 13-3 (7)  |
| 2/24 | Niagara              | Santa Ana Star Field | W, 7-4       |
| 2/27 | Arizona              | Tucson, Ariz.        | W, 5-4       |
| 3/1  | *San Jose State      | Santa Ana Star Field | W, 14-2      |
| 3/2  | *San Jose State      | Santa Ana Star Field | W, 7-6       |
| 3/3  | *San Jose State      | Santa Ana Star Field | L, 18-22     |
| 3/8  | Cal State Fullerton  | Santa Ana Star Field | W, 6-4       |
| 3/9  | Cal State Fullerton  | Santa Ana Star Field | W, 18-11     |
| 3/10 | Cal State Fullerton  | Santa Ana Star Field | L, 7-13      |
| 3/15 | *Nevada              | Reno, Nev.           | L, 3-5       |
| 3/16 | *Nevada              | Reno, Nev.           | W, 9-3       |
| 3/17 | *Nevada              | Reno, Nev.           | L, 4-6       |
| 3/19 | No. 25 Oklahoma      | Santa Ana Star Field | L, 1-8       |
| 3/20 | No. 25 Oklahoma      | Santa Ana Star Field | L, 4-8       |
| 3/22 | *San Diego State     | Santa Ana Star Field | L, 2-4       |
| 3/23 | *San Diego State     | Santa Ana Star Field | L, 3-19      |
| 3/24 | *San Diego State     | Santa Ana Star Field | W, 13-4      |
| 3/26 | New Mexico State     | Las Cruces, N.M.     | L, 5-13      |
| 3/29 | *UNLV                | Las Vegas, Nev.      | W, 3-2       |
| 3/30 | *UNLV                | Las Vegas, Nev.      | L, 0-8       |
| 3/31 | *UNLV                | Las Vegas, Nev.      | W, 7-4       |
| 4/2  | No. 11 Texas Tech    | Santa Ana Star Field | L, 6-15      |
| 4/3  | No. 11 Texas Tech    | Santa Ana Star Field | W, 12-9      |
| 4/5  | *San Jose State      | San Jose, Calif.     | L, 2-4       |
| 4/6  | *San Jose State      | San Jose, Calif.     | L, 3-8       |
| 4/7  | *San Jose State      | San Jose, Calif.     | L, 1-5       |
| 4/8  | California           | Berkeley, Calif.     | Cancelled    |
| 4/12 | *Nevada              | Santa Ana Star Field | W, 6-4       |
| 4/13 | *Nevada              | Santa Ana Star Field | L, 0-3       |
| 4/14 | *Nevada              | Santa Ana Star Field | L, 8-14      |
| 4/16 | New Mexico State     | Santa Ana Star Field | L, 8-11 (10) |
| 4/18 | UC Riverside         | Santa Ana Star Field | L, 10-18     |
| 4/19 | UC Riverside         | Santa Ana Star Field | W, 11-10     |
| 4/20 | UC Riverside         | Santa Ana Star Field | W, 10-9      |
| 4/23 | No. 15 Texas Tech    | Lubbock, Texas       | L, 4-6       |
| 4/24 | No. 15 Texas Tech    | Lubbock, Texas       | Cancelled    |
| 4/26 | *Fresno State        | Fresno, Calif.       | 7 p.m.       |
| 4/27 | *Fresno State        | Fresno, Calif.       | 7 p.m.       |
| 4/28 | *Fresno State        | Fresno, Calif.       | 2 p.m.       |
| 4/30 | Grand Canyon         | Santa Ana Star Field | 6 p.m.       |
| 5/1  | Grand Canyon         | Santa Ana Star Field | 1 p.m.       |
| 5/3  | *Air Force           | Santa Ana Star Field | 6 p.m.       |
| 5/4  | *Air Force           | Santa Ana Star Field | 2 p.m.       |
| 5/5  | *Air Force           | Santa Ana Star Field | Noon         |
| 5/10 | *UNLV                | Santa Ana Star Field | 6 p.m.       |
| 5/11 | *UNLV                | Santa Ana Star Field | 2 p.m.       |
| 5/12 | *UNLV                | Santa Ana Star Field | Noon         |
| 5/16 | *San Diego State     | San Diego, Calif.    | 7 p.m.       |
| 5/17 | *San Diego State     | San Diego, Calif.    | 7 p.m.       |
| 5/18 | *San Diego State     | San Diego, Calif.    | 2 p.m.       |

#### Mountain West Tournament

5/23-26 MW Tournament Reno, Nev. TBD

#### NCAA Regionals

5/31-6/1 Regionals TBD TBD

#### NCAA Super Regionals

6/7-10 Super Regionals TBD TBD

#### NCAA College World Series

6/15-26 College World Series Omaha, Neb. TBD

\* - Mountain West game ! - College Baseball Classic

**Bold** - home game at Santa Ana Star Field

Game dates & times are Mountain time and subject to change

### THE SLATE



**NEW MEXICO**  
**LOBOS**

Record (MW)  
18-22 (7-11 MW)

Head Coach ..... Ray Birmingham  
Alma Mater, Yr..... New Mexico St., 1978  
Record at UNM... 379-306-3 (12th year)  
Career Record... 1,197-635-5 (32nd year)



#### Game Information

Game Number: ..... 41-43  
Dates: ..... 4/26-28  
Location: ..... Fresno, Calif.  
Venue: ..... Beiden Field at Bennett Stadium

#### Series History

Overall: ..... 26-23  
On the Road: ..... 8-16  
Current Streak: ..... L5  
First Meeting: ..... 1960  
Last Meeting: ..... 4/8/18

#### Broadcast Information

Radio: ..... N/A  
Play-By-Play: ..... N/A  
Analyst: ..... N/A  
Live Stream: ..... Mountain West Network  
Live Stats: ..... GoLobos.com



**Fresno State**  
**Bulldogs**

Record (MW)  
25-12 (11-6 MW)

Head Coach ..... Mike Batesole  
Alma Mater, Yr..... Cal St. Fullerton, 1990  
Record at FSU ..... 568-437  
Career Record ..... 824-505-1

### LEADING OFF

Down to the final four weekends of the regular season, the University of New Mexico baseball team looks to start to make serious inroads towards finishing in the Top-4 and qualifying for the Mountain West Tournament at the end of May. Currently, the Lobos are in sixth place in the league standings at 7-11. They are tied in the loss column with Nevada and UNLV, but trail both schools by three in the win column, making this weekend paramount for the Lobos.

Three of their final four weekend series are all against teams ahead of the Lobos in the standings. The first of those is a road series at Fresno State. The Bulldogs are one of the hottest teams in the MW coming into the weekend and are currently a game up on San Diego State for the

top spot in the standings at 11-6.

This will be the first and only series between the Lobos and Bulldogs this season. Last year, the two teams met six times with a three-game series at each home site. The Lobos won the initial meeting in 2018 by a run, 5-4. The Bulldogs then ripped off the final five games in the series which included a three-game sweep in Albuquerque at the beginning of April.

### PROBABLE PITCHING MATCHUPS

#### Fresno State (4/26/19)

|  |     |   |
|--|-----|---|
| RHP Drew Gillespie (Jr.)<br>(2-3, 8.73 ERA, 44.1 IP, 32 K) | vs. | RHP Ryan Jensen (Sr.)<br>(6-1, 3.48 ERA, 54.1 IP, 61 K) |
|--|-----|---|

#### Fresno State (4/27/19)

|   |     |   |
|---|-----|---|
| RHP Justin Slaten (Jr.)<br>(3-4, 2.98 ERA, 60.1 IP, 73 K) | vs. | RHP Davis Moore (Jr.)<br>(6-0, 4.47 ERA, 52.1 IP, 54 K) |
|---|-----|---|

#### Fresno State (4/28/19)

|  |     |  |
|--|-----|--|
| RHP Nathaniel Garley (Jr.)<br>(4-4, 5.37 ERA, 55.1 IP, 37 K) | vs. | LHP Nikoh Mitchell (So.)<br>(2-4, 5.02 ERA, 43.0 IP, 36 K) |
|--|-----|--|










# UNIVERSITY OF NEW MEXICO

## 2019 BASEBALL



### THE WEEK AHEAD

| Monday | Tuesday   | Wednesday   | Thursday | Friday  | Saturday   | Sunday   |
|--------|---|---|----------|---|--|--|
| 22     | 23  | 24  | 25       | 26  | 27   | 28   |
|        | <br>at Texas Tech   5:30 p.m.<br>Dan Law Field<br>Lubbock, Texas | <br>at Texas Tech   Cancelled<br>Dan Law Field<br>Lubbock, Texas |          | <br>at Fresno State   7 p.m.<br>Pete Beiden Field<br>Fresno, Calif. | <br>at Fresno State   7 p.m.<br>Pete Beiden Field<br>Fresno, Calif. | <br>at Fresno State   1 p.m.<br>Pete Beiden Field<br>Fresno, Calif. |

### MW STANDINGS

#### 2019 Standings (as of 4-25-19)

| Team              | MW          | Pct.        | Overall      | Pct.        | Streak    |
|-------------------|-------------|-------------|--------------|-------------|-----------|
| Fresno State      | 11-6        | .647        | 25-12        | .676        | W6        |
| San Diego State   | 10-7        | .588        | 25-17        | .595        | W3        |
| San José State    | 12-9        | .571        | 18-23        | .439        | L7        |
| Nevada            | 10-11       | .476        | 23-18        | .561        | W3        |
| UNLV              | 10-11       | .476        | 23-19        | .548        | L2        |
| <b>NEW MEXICO</b> | <b>7-11</b> | <b>.389</b> | <b>18-22</b> | <b>.450</b> | <b>L1</b> |
| Air Force         | 7-12        | .368        | 17-22        | .436        | L2        |

#### The Conference Slate

##### Monday, April 22

Oregon State at Nevada | 6 p.m. (PT)

##### Tuesday, April 23

Oregon State at Nevada | Noon (PT)

**NEW MEXICO AT TEXAS TECH | 6:30 P.M. (CT)**

San Diego State at San Diego | 6 p.m. (PT)

Pacific at Fresno State | 6 p.m. (PT)

San Jose State at Stanford | 6 p.m. (PT)

UNLV at Arizona | 7:30 p.m. (MT)

##### Wednesday, April 24

**NEW MEXICO AT TEXAS TECH | CANCELLED**

##### Friday, April 26

Nevada at Air Force | 3 p.m. (MT)

San Jose State at Nicholls State | 6 p.m. (CT)

**NEW MEXICO AT FRESNO STATE | 6 P.M. (PT)**

San Diego State at UNLV | 6 p.m. (PT)

##### Saturday, April 27

Nevada at Air Force | 1 p.m. (MT)

San Jose State at Nicholls State | 2 p.m. (CT)

**NEW MEXICO AT FRESNO STATE | 6 P.M. (PT)**

San Diego State at UNLV | 6 p.m. (PT)

##### Sunday, April 28

San Jose State at Nicholls State | 11:30 a.m. (CT)

Nevada at Air Force | Noon (MT)

**NEW MEXICO AT FRESNO STATE | 1 P.M. (PT)**

San Diego State at UNLV | 1 p.m. (PT)



### HOW NM STACKS UP IN THE MW

#### Team Rankings (as of 4-25-19)

| Category                 | Stat  | Rank  |
|--------------------------|-------|-------|
| Batting Average          | .294  | 2nd   |
| Slugging Percentage      | .413  | 4th   |
| On-Base Percentage       | .379  | 2nd   |
| Runs Scored              | 262   | 1st   |
| Hits                     | 406   | 2nd   |
| Runs Batted In           | 235   | 2nd   |
| Doubles                  | 87    | 2nd   |
| Triples                  | 16    | 1st   |
| Home Runs                | 15    | 6th   |
| Total Bases              | 570   | 3rd   |
| Earned Run Average       | 6.50  | 7th   |
| Opponent Batting Average | .310  | 7th   |
| Innings Pitched          | 349.0 | 5th   |
| Batters Struck Out       | 318   | 3rd   |
| Saves                    | 10    | T-3rd |
| Hits Allowed             | 442   | 7th   |
| Runs Allowed             | 293   | 7th   |
| Earned Runs Allowed      | 252   | 7th   |
| Fielding Percentage      | .966  | 5th   |
| Errors                   | 51    | 2nd   |
| Fielding Double Plays    | 41    | 3rd   |

#### Individual Rankings (as of 4-25-19)

| Category           | Player           | Stat | Rank   |
|--------------------|------------------|------|--------|
| Batting Avg.       | Jared Mang       | .385 | 2nd    |
| Slugging %         | Jared Mang       | .621 | 1st    |
| On-Base %          | Jared Mang       | .460 | 4th    |
| Runs Scored        | Jared Mang       | 48   | 2nd    |
| Hits               | Jared Mang       | 62   | 1st    |
| Runs Batted In     | Jared Mang       | 43   | 2nd    |
| Doubles            | Jared Mang       | 21   | 1st    |
| Triples            | Jared Mang       | 4    | 1st    |
| Home Runs          | Jeff Deimling    | 4    | T-11th |
| Total Bases        | Jared Mang       | 100  | 2nd    |
| Earned Run Avg.    | Justin Slaten    | 2.98 | 5th    |
| Opp. Batting Avg.  | Justin Slaten    | .230 | 6th    |
| Innings Pitched    | Justin Slaten    | 60.1 | 3rd    |
| Batters Struck Out | Justin Slaten    | 73   | 2nd    |
| Wins               | Nathaniel Garley | 4    | T-8th  |
| Saves              | Malachi Emond    | 7    | 4th    |

### 2019 MW PLAYERS OF THE WEEK

|   |  |   |
|---|--|---|
| <b>Week 1</b><br><b>2/18/19</b><br><b>HITTER:</b> JARED MANG (UNM)<br><b>PITCHER:</b> NATHANIEL GARLEY (UNM)            | <b>Week 6</b><br><b>3/25/19</b><br><b>Hitter:</b> Jack-Thomas Wold (UNLV)<br><b>Pitcher:</b> Ryan Hare (UNLV)                | <b>Week 11</b><br><b>Hitter:</b><br><b>Pitcher:</b> |
| <b>Week 2</b><br><b>2/25/19</b><br><b>Hitter:</b> Nic Ready (AF)<br><b>Pitcher:</b> Ryan Anderson (NEV)                 | <b>Week 7</b><br><b>4/1/19</b><br><b>Hitter:</b> Jack-Thomas Wold (UNLV)<br><b>Pitcher:</b> Ryan Hare (UNLV)                 | <b>Week 12</b><br><b>Hitter:</b><br><b>Pitcher:</b> |
| <b>Week 3</b><br><b>3/4/19</b><br><b>HITTER:</b> HAYDEN SCHILLING (UNM)<br><b>Pitcher:</b> Ryan Hare (UNLV)             | <b>Week 8</b><br><b>4/8/19</b><br><b>Hitter:</b> Bryson Stott (UNLV)<br><b>Pitcher:</b> Adrian Mardueno (UNLV)               | <b>Week 13</b><br><b>Hitter:</b><br><b>Pitcher:</b> |
| <b>Week 4</b><br><b>3/11/19</b><br><b>HITTER:</b> JEFF DEIMLING (UNM)<br><b>Pitcher:</b> Andrew Mitchell (SJSU)         | <b>Week 9</b><br><b>4/15/19</b><br><b>Hitter:</b> Bryson Stott (UNLV)<br><b>Pitcher:</b> Ryan Jansen (Fresno St.)            | <b>Week 14</b><br><b>Hitter:</b><br><b>Pitcher:</b> |
| <b>Week 5</b><br><b>3/18/19</b><br><b>Hitter:</b> Casey Schmitt (SDSU)<br><b>Pitcher:</b> Finaas Del Bonta-Smith (SJSU) | <b>Week 10</b><br><b>4/22/19</b><br><b>Hitter:</b> Nolan Dempsey (Fresno St.)<br><b>Pitcher:</b> Nikoh Mitchell (Fresno St.) | <b>Week 15</b><br><b>Hitter:</b><br><b>Pitcher:</b> |



# UNIVERSITY OF NEW MEXICO

## 2019 BASEBALL



### INSIDE THE TEAM MATCHUPS

#### General

| New Mexico                | Fresno State |
|---------------------------|--------------|
| 18-22 (7-11) ..... Record | 25-12 (11-6) |

#### Hitting

|       |                 |       |
|-------|-----------------|-------|
| .294  | Batting Avg.    | .294  |
| 262   | Runs            | 246   |
| 87    | 2Bs             | 71    |
| 16    | 3Bs             | 5     |
| 15    | HRs             | 32    |
| 235   | RBIs            | 215   |
| .413  | SLG%            | .432  |
| .379  | On-Base%        | .382  |
| 15    | Sacrifice Flies | 11    |
| 25    | Sacrifice Hits  | 27    |
| 59-71 | SB-SBA          | 33-48 |

#### Defense

|       |         |      |
|-------|---------|------|
| 1,047 | Putouts | 974  |
| 393   | Assists | 357  |
| 51    | Errors  | 44   |
| .966  | FLD%    | .968 |

#### Pitching

|       |                      |       |
|-------|----------------------|-------|
| 6.50  | ERA                  | 3.69  |
| 0     | Complete Games       | 1     |
| 0 / 0 | Shutouts/Combined SO | 2 / 1 |
| 10    | Saves                | 14    |
| 349.0 | Innings Pitched      | 324.2 |
| 442   | Hits Allowed         | 314   |
| 293   | Runs Allowed         | 159   |
| 252   | Earned Runs Allowed  | 133   |
| 168   | Walks                | 145   |
| 318   | Strikeouts           | 340   |
| 89    | 2Bs Allowed          | 44    |
| 11    | 3Bs Allowed          | 2     |
| 25    | HRs Allowed          | 18    |
| .310  | Batting Avg. Against | .252  |

### LOBOS RECORD WHEN...

|                      | Overall | In MW |
|----------------------|---------|-------|
| Overall              | 18-22   | 7-11  |
| At home              | 12-12   | 4-5   |
| On the road          | 4-8     | 3-6   |
| At neutral sites     | 2-2     | --    |
| vs. ranked opponents | 2-6     | --    |
| Day games            | 12-15   | 4-9   |
| Night games          | 6-7     | 3-2   |
| vs. Left starter     | 3-5     | 2-3   |
| vs. Right starter    | 15-17   | 5-8   |
| 1-Run games          | 5-1     | 2-0   |
| 2-Run games          | 4-7     | 1-4   |
| 5+Run games          | 6-9     | 3-4   |
| Extra Innings        | 0-1     | 0-0   |
| Shutouts             | 0-3     | 0-2   |
| On Sunday            | 5-5     | 2-4   |
| On Monday            | 0-1     | --    |
| On Tuesday           | 0-5     | --    |
| On Wednesday         | 2-1     | --    |
| On Thursday          | 0-1     | --    |
| On Friday            | 5-4     | 3-3   |
| On Saturday          | 6-5     | 2-4   |
| In February          | 6-3     | --    |
| In March             | 6-10    | 6-6   |
| In April             | 4-8     | 1-5   |
| In May               | 0-0     | --    |
| In June              | 0-0     | --    |

#### Scoring

|                                 |      |     |
|---------------------------------|------|-----|
| Scoring 0-2 Runs                | 0-7  | 0-5 |
| Scoring 3-5 Runs                | 3-8  | 1-4 |
| Scoring 6-9 Runs                | 7-5  | 4-1 |
| Scoring 10+ Runs                | 8-2  | 2-1 |
| Opponent Scores 0-2 Runs        | 3-0  | 2-0 |
| Opponent Scores 3-5 Runs        | 10-7 | 4-5 |
| Opponent Scores 6-9 Runs        | 3-7  | 1-3 |
| Opponent Scores 10+ Runs        | 2-8  | 0-3 |
| Scored In First Inning          | 11-7 | 2-4 |
| Opponent Scored in First Inning | 8-13 | 4-5 |
| Scored First                    | 10-7 | 3-4 |
| Opponent Scored First           | 8-15 | 4-7 |

#### Leading | Trailing

|                  |      |      |
|------------------|------|------|
| Leading After 6  | 16-3 | 7-1  |
| Trailing After 6 | 2-17 | 0-10 |
| Tied After 6     | 0-2  | 0-0  |
| Leading After 7  | 15-2 | 6-0  |
| Trailing After 7 | 1-19 | 0-11 |
| Tied After 7     | 1-1  | 1-0  |
| Leading After 8  | 15-2 | 6-0  |
| Trailing After 8 | 2-20 | 1-11 |
| Tied After 8     | 0-0  | 0-0  |

#### Home Runs

|                           |       |     |
|---------------------------|-------|-----|
| Hit 0 Home Runs           | 12-17 | 5-9 |
| Hit 1 Home Run            | 4-4   | 1-1 |
| Hit 2+ Home Runs          | 2-1   | 1-1 |
| Opponent Hit 0 Home Runs  | 16-9  | 7-3 |
| Opponent Hit 1 Home Run   | 0-8   | 0-5 |
| Opponent Hit 2+ Home Runs | 2-5   | 0-3 |

#### Errors

|                         |     |     |
|-------------------------|-----|-----|
| Made 0 Errors           | 6-6 | 2-1 |
| Made 1 Error            | 6-7 | 2-6 |
| Made 2+ Errors          | 6-9 | 3-4 |
| Opponent Made 0 Errors  | 2-9 | 0-5 |
| Opponent Made 1 Error   | 8-8 | 5-3 |
| Opponent Made 2+ Errors | 8-5 | 2-3 |

#### Hit | Out-Hit

|                     |      |     |
|---------------------|------|-----|
| Out-Hit Opponent    | 11-5 | 5-2 |
| Out-Hit by Opponent | 5-16 | 1-8 |
| Hits are Tied       | 2-1  | 1-1 |



# UNIVERSITY OF NEW MEXICO

## 2019 BASEBALL



### NATIONAL RANKINGS

#### Baseball America

as of 4-15-19

| #  | School               | Record        | LW        |
|----|----------------------|---------------|-----------|
| 1  | UCLA                 | 27-6          | 1         |
| 2  | Stanford             | 24-5          | 2         |
| 3  | Mississippi State    | 31-6          | 5         |
| 4  | Georgia              | 29-8          | 3         |
| 5  | <b>Oregon State</b>  | <b>25-8-1</b> | <b>7</b>  |
| 6  | Vanderbilt           | 27-9          | 6         |
| 7  | Louisville           | 28-8          | 20        |
| 8  | UC Santa Barbara     | 27-5          | 19        |
| 9  | North Carolina State | 29-8          | 4         |
| 10 | Arkansas             | 26-10         | 8         |
| 11 | Texas A&M            | 27-10-1       | 14        |
| 12 | East Carolina        | 25-10         | 10        |
| 13 | Georgia Tech         | 24-12         | 18        |
| 14 | Arizona State        | 27-7          | 13        |
| 15 | Louisiana State      | 24-13         | 12        |
| 16 | <b>Texas Tech</b>    | <b>23-11</b>  | <b>11</b> |
| 17 | North Carolina       | 27-10         | 21        |
| 18 | Mississippi          | 25-12         | 15        |
| 19 | Baylor               | 24-10         | 25        |
| 20 | Texas                | 23-15         | 9         |
| 21 | UC Irvine            | 21-9          | 16        |
| 22 | Texas Christian      | 22-12         | 23        |
| 23 | Clemson              | 25-11         | 17        |
| 24 | Auburn               | 24-12         | 22        |
| 25 | West Virginia        | 22-13         | NR        |

#### D1Baseball

as of 4-15-19

| #  | School              | Record        | LW        |
|----|---------------------|---------------|-----------|
| 1  | UCLA                | 27-6          | 1         |
| 2  | <b>Oregon State</b> | <b>25-8-1</b> | <b>4</b>  |
| 3  | Mississippi State   | 31-6          | 6         |
| 4  | Stanford            | 24-5          | 5         |
| 5  | Georgia             | 29-8          | 2         |
| 6  | Vanderbilt          | 27-9          | 7         |
| 7  | Texas A&M           | 27-10-1       | 10        |
| 8  | Louisville          | 28-8          | 20        |
| 9  | NC State            | 29-8          | 3         |
| 10 | UC Santa Barbara    | 27-5          | 23        |
| 11 | Georgia Tech        | 24-12         | 17        |
| 12 | Arkansas            | 26-10         | 12        |
| 13 | East Carolina       | 25-10         | 8         |
| 14 | LSU                 | 24-13         | 9         |
| 15 | Ole Miss            | 25-12         | 11        |
| 16 | Arizona State       | 27-7          | 13        |
| 17 | North Carolina      | 27-10         | 21        |
| 18 | Baylor              | 24-10         | 24        |
| 19 | TCU                 | 22-12         | 19        |
| 20 | West Virginia       | 22-13         | NR        |
| 21 | Missouri            | 25-12-1       | NR        |
| 22 | <b>Texas Tech</b>   | <b>23-11</b>  | <b>15</b> |
| 23 | Miami               | 25-12         | NR        |
| 24 | Clemson             | 25-11         | 16        |
| 25 | Tennessee           | 26-11         | NR        |

#### Perfect Game

as of 4-15-19

| #  | School              | Record        | LW        |
|----|---------------------|---------------|-----------|
| 1  | UCLA                | 27-6          | 1         |
| 2  | Mississippi State   | 31-6          | 5         |
| 3  | <b>Oregon State</b> | <b>25-8-1</b> | <b>3</b>  |
| 4  | Stanford            | 24-5          | 6         |
| 5  | Georgia             | 29-8          | 2         |
| 6  | Vanderbilt          | 27-9          | 7         |
| 7  | NC State            | 29-8          | 4         |
| 8  | Texas A&M           | 27-10-1       | 13        |
| 9  | UC Santa Barbara    | 27-5          | 16        |
| 10 | Louisiana State     | 24-13         | 8         |
| 11 | Mississippi         | 25-12         | 10        |
| 12 | Arkansas            | 26-10         | 11        |
| 13 | Louisville          | 28-8          | 22        |
| 14 | North Carolina      | 27-10         | 21        |
| 15 | East Carolina       | 25-10         | 9         |
| 16 | <b>Texas Tech</b>   | <b>23-11</b>  | <b>12</b> |
| 17 | Georgia Tech        | 24-12         | 20        |
| 18 | Connecticut         | 23-13         | 25        |
| 19 | Texas               | 23-15         | 14        |
| 20 | Arizona State       | 27-7          | 14        |
| 21 | TCU                 | 22-12         | 23        |
| 22 | Auburn              | 24-12         | 18        |
| 23 | UC Irvine           | 21-9          | 15        |
| 24 | West Virginia       | 22-13         | NR        |
| 25 | Tennessee           | 26-11         | NR        |

#### USA Today/ESPN

as of 4-15-19

| #  | School               | Record        | LW        |
|----|----------------------|---------------|-----------|
| 1  | UCLA                 | 27-6          | 1         |
| 2  | Mississippi State    | 31-6          | 6         |
| 3  | Stanford             | 24-5          | 5         |
| 4  | <b>Oregon State</b>  | <b>25-8-1</b> | <b>3</b>  |
| 5  | Vanderbilt           | 27-9          | 7         |
| 6  | Georgia              | 29-8          | 2         |
| 7  | Louisville           | 28-8          | 14        |
| 8  | North Carolina State | 29-8          | 4         |
| 9  | Texas A&M            | 27-10-1       | 12        |
| 10 | Arkansas             | 26-10         | 10        |
| 11 | UC Santa Barbara     | 27-5          | 21        |
| 12 | Arizona State        | 27-7          | 9         |
| 13 | North Carolina       | 27-10         | 18        |
| 14 | Louisiana State      | 24-13         | 8         |
| 15 | East Carolina        | 25-10         | 11        |
| 16 | Georgia Tech         | 24-12         | 22        |
| 17 | Mississippi          | 25-12         | 15        |
| 18 | <b>Texas Tech</b>    | <b>23-11</b>  | <b>13</b> |
| 19 | Baylor               | 24-10         | 24        |
| 20 | Clemson              | 25-11         | 16        |
| 21 | Texas Christian      | 22-12         | 23        |
| 22 | Tennessee            | 26-11         | NR        |
| 23 | Auburn               | 24-12         | 19        |
| 24 | West Virginia        | 22-13         | NR        |
| 25 | Texas                | 23-15         | 17        |

#### Collegiate Baseball

as of 4-15-19

| #   | School             | Record        | LW        |
|-----|--------------------|---------------|-----------|
| 1.  | UCLA               | 27-6          | 1         |
| 2.  | Stanford           | 24-5          | 3         |
| 3.  | Mississippi St.    | 31-6          | 10        |
| 4.  | <b>Oregon St.</b>  | <b>25-8-1</b> | <b>5</b>  |
| 5.  | Georgia            | 29-8          | 4         |
| 6.  | Vanderbilt         | 27-9          | 6         |
| 7.  | U.C. Santa Barbara | 27-5          | 14        |
| 8.  | Louisville         | 28-8          | 20        |
| 9.  | Arkansas           | 26-10         | 7         |
| 10. | Texas A&M          | 27-10-1       | 12        |
| 11. | N.C. State         | 29-8          | 2         |
| 12. | Arizona St.        | 27-7          | 9         |
| 13. | East Carolina      | 25-10         | 11        |
| 14. | North Carolina     | 27-10         | 21        |
| 15. | Louisiana St.      | 24-13         | 8         |
| 16. | Clemson            | 25-11         | 13        |
| 17. | Mississippi        | 25-12         | 16        |
| 18. | Baylor             | 24-10         | 17        |
| 19. | Georgia Tech       | 24-12         | 18        |
| 20. | Texas Christian    | 22-12         | 22        |
| 21. | Louisiana Tech     | 24-11         | —         |
| 22. | Miami, Fla.        | 25-12         | —         |
| 23. | <b>Texas Tech</b>  | <b>23-11</b>  | <b>19</b> |
| 24. | U.C. Irvine        | 21-9          | 15        |
| 25. | Florida            | 24-14         | —         |
| 26. | Florida St.        | 22-13         | —         |
| 27. | Florida Atlantic   | 24-11         | 24        |
| 28. | Miami, Ohio        | 29-6          | —         |
| 29. | Texas-Arlington    | 24-13         | —         |
| 30. | Nebraska           | 20-10         | —         |

#### NCBWA

as of 4-15-19

| #   | School              | Record        | LW        |
|-----|---------------------|---------------|-----------|
| 1.  | UCLA                | 27-6          | 1         |
| 2.  | Stanford            | 24-5          | 4         |
| 3.  | Mississippi State   | 31-6          | 5         |
| 4.  | <b>Oregon State</b> | <b>25-8-1</b> | <b>2</b>  |
| 5.  | Vanderbilt          | 27-9          | 7         |
| 6.  | Georgia             | 29-8          | 3         |
| 7.  | Louisville          | 28-8          | 12        |
| 8.  | Arkansas            | 26-10         | 9         |
| 9.  | Texas A&M           | 27-10-1       | 12        |
| 10. | UC Santa Barbara    | 27-5          | 20        |
| 11. | N.C. State          | 29-8          | 5         |
| 12. | North Carolina      | 27-10         | 19        |
| 13. | LSU                 | 24-13         | 8         |
| 14. | East Carolina       | 25-10         | 10        |
| 15. | Arizona State       | 27-7          | 14        |
| 16. | <b>Texas Tech</b>   | <b>23-11</b>  | <b>11</b> |
| 17. | Ole Miss            | 25-12         | 15        |
| 18. | Georgia Tech        | 24-12         | 24        |
| 19. | Baylor              | 24-10         | 23        |
| 20. | TCU                 | 22-12         | 21        |
| 21. | Clemson             | 25-11         | 17        |
| 22. | Tennessee           | 26-11         | 29        |
| 23. | West Virginia       | 22-13         | -         |
| 24. | Miami               | 25-12         | -         |
| 25. | Texas               | 23-15         | 18        |
| 26. | Auburn              | 24-12         | 22        |
| 27. | Missouri            | 25-12-1       | -         |
| 28. | Florida             | 24-14         | 28        |
| 29. | UC Irvine           | 21-9          | 16        |
| 30. | Coastal Carolina    | 23-13-1       | 26        |





# UNIVERSITY OF NEW MEXICO

## 2019 BASEBALL



### LAST TIME IT HAPPENED

#### HITTING (Individual)

|  |       |  |
|--|-------|--|
| Grand slam:                                | ..... | Carl Stajduhar vs. San Diego St., 5/26/17  |
| Hit for the cycle:                         | ..... | Danny Collier vs. Air Force., 3/24/18  |
| Five hits:                                 | ..... | Connor Mang vs. New Mexico State, 4/16/19  |
| Six hits:                                  | ..... | Carl Stajduhar vs. Fresno St., 4/9/16  |
| Eight at bats:                             | ..... | Josh Mader vs. Air Force, 5/2/03   |
| Four runs:                                 | ..... | Jared Mang vs. San Diego St., 3/24/19  |
| Five runs:                                 | ..... | Carl Stajduhar at UNLV, 3/24/17  |
| Six runs:                                  | ..... | Justin Howard vs. Coppin St., 4/18/10*   |
| Five RBI:                                  | ..... | Jared Mang vs. Niagara, 2/24/19  |
| Six RBI:                                   | ..... | Jeff Deimling vs. San Jose St., 3/3/19   |
| Seven RBI:                                 | ..... | Carl Stajduhar vs. Texas Tech 4/26/17  |
| Eight RBI:                                 | ..... | DJ Peterson at No. 21 UNLV, 3/17/13  |
| 10 RBI:                                    | ..... | Brian Cavazos-Galvez vs. Air Force, 4/12/08*#                                      |
| Three doubles:                             | ..... | Connor Mang vs. New Mexico State, 4/16/19  |
| Four doubles:                              | ..... | Reece Weber vs. San José St., 5/10/15  |
| Four extra-base hits:                      | ..... | Reece Weber vs. San José St., 5/10/15  |
| Two triples:                               | ..... | Chris Dunn vs. Central Michigan, 2/24/18   |
| Back-to-back-to-back triples:              | ..... | Mike Brownstein, Dane Hamilton, Brian Cavazos-Galvez vs. TAMU-CC (Game 2), 2/21/09 |
| Inside-the-Park home run:                  | ..... | DJ Peterson vs. TCU, 5/20/11   |
| Walk-off home run:                         | ..... | Danny Collier vs. Air Force, 3/24/18   |
| Two home runs:                             | ..... | Jeff Deimling vs. San Jose St., 3/3/19   |
| Three home runs:                           | ..... | Carl Stajduhar vs. Air Force, 5/6/17   |
| Four home runs:                            | ..... | Brian Cavazos-Galvez vs. Air Force, 4/12/08*#                                      |
| Two home runs in one inning:               | ..... | Josh Mader at Utah, 4/8/04   |
| Two+ players with multi-homers:            | ..... | Brian Cavazos-Galvez (4), Kevin Atkinson (2) vs. Air Force, 4/12/08                |
| Back-to-back homers:                       | ..... | Chris Dunn, Derek Marshall at Fresno State, 3/9/18                                 |
| Back-to-back-to-back homers:               | ..... | Daniel Stovall, Matt Hibbitts, Ian Hollick vs. Hawaii-Hilo, 4/28/07                |
| Multiple back-to-back homers in same game: | ..... | (2), Joe Salas, Daniel Stovall, vs. Air Force, 5/16/04                             |
| Homered in three straight games:           | ..... | Jeff Deimling vs. SJSU/CSF, 3/3-9/19   |
| Three + sacrifice bunts in a game:         | ..... | 3, Jared Holley, 4/20/13   |
| Four strikeouts:                           | ..... | Connor Mang at UNLV, 3/29/19   |
| Three HBP:                                 | ..... | Jared Holley vs. LaSalle, 3/5/13   |
| Three stolen bases:                        | ..... | Luke Campbell at UNLV, 3/16/13   |
| Four Walks:                                | ..... | Luis Gonzalez vs. Air Force, 5/5/17  |
| Five Walks:                                | ..... | DJ Peterson vs. UC Riverside, 3/9/13*  |

#### PITCHING (Individual)

|                            |       |   |
|----------------------------|-------|---|
| No-hitter (7-inning game): | ..... | Mike Connell vs. N.M. Highlands, 3/24/77                      |
| No-hitter (9-inning game): | ..... | Jim Kremmel vs. Arizona, 4/17/70                              |
| One-hitter:                | ..... | Tyler Stevens vs. Air Force, 4/12/15                          |
| Complete game:             | ..... | Cody Dye vs. UNLV, 4/21/18                                    |
| Complete-game shutout:     | ..... | Colton Thomson vs. Nevada, 5/26/16                            |
| 10+ strikeouts:            | ..... | 10, Justin Slaten vs. UC Riverside, 4/19/19                   |
| 15+ strikeouts:            | ..... | 15, Bob McAulay vs. UTEP, 5/13/66                             |
| No walks (complete game):  | ..... | 3/25/16 at San Diego St. (Carson Schneider, 34 batters faced) |

#### Scouting Fresno State

Fresno State enters play with a 25-12 overall record and an 11-6 mark in the Mountain West. The Bulldogs also enter the weekend as the hottest team in the league having six-straight games. Last weekend, the Bulldogs picked up a huge sweep of San Jose State on the road. Prior to that, SJSU was atop the league standings and now, thanks to the sweep, the Bulldogs find themselves atop the standings.

Offensively, the Bulldogs are hitting .294 (376-for-1,280) as a team with 246 runs scored, 71 doubles, 5 triples and 32 home runs. The leading hitter so far is **Zach Ashford** at .378 (56-for-148). **Tatum McCarthy** leads the team in home runs and RBIs with nine homers and 49 driven in.

On the mound, Fresno State has staff ERA of 3.69. In 324.2 innings pitched, the arms for the Bulldogs have collectively struck out 340 batters. The Bulldogs are expected to have the rotation of **Ryan Jensen**, **Davis Moore** and **Nikoh Mitchell**. Jensen and Moore have combined to go 12-1 with 115 strikeouts.

#### LOBO NEWS & NOTES

##### LUBBOCK NATIVES SHINE AT TEXAS TECH

The Lobos and Red Raiders concluded their season series with the rubber game on Tuesday night. Ultimately it was the Red Raiders who came away with the win, 6-4, but a pair of Lubbock natives shined for the Lobos on the mound. **BLAKE WALDEN** and **NICO GARZA** each pitched in their hometown and the two combined to not allow a run on three hits in 2.1 innings pitched.

##### WEEKEND SLUGFEST

The non-conference weekend series against UC Riverside did not lack for offense for either team. The lowest runs scored in a game for either team in the three-game set was nine runs. Combined the Lobos and Highlanders totaled 69 runs on 89 hits. The two also combined for 31 extra-base hits with 25 doubles and six home runs.

##### 10 INNINGS NEEDED FOR RIO GRANDE RIVALRY

Not that it needed any help, but the baseball edition of the Rio Grande Rivalry between the University of New Mexico and New Mexico State University ramped up a few notches on April 16 as regulation nine innings were not enough, and time of game was a mere afterthought for the long-time foes.

Ultimately the game would go 10 innings at a clip of about two innings an hour with the contest breaking the five-hour mark in total time. In the end it was NMSU that came out on top as they picked up an 11-8 win despite being out-hit by UNM, 18-13.

##### EXTRA-EXTRA VS. NEVADA

A weekend after not registering a single extra-base hit in the three-game series at San Jose State, the UNM Baseball team broke out for 14 in the series against Nevada. A majority of the extra-base hits were doubles as they team doubled 11 times. The Lobos also had a pair of triples and a home run.

Senior outfielder **JARED MANG** was at the forefront of that attack as he had four doubles and a triple on the weekend. The double barrage by Mang against the Wolf Pack placed him in a tie for the most doubles in DI this season with 19.



# UNIVERSITY OF NEW MEXICO

## 2019 BASEBALL



### GILLESPIE UNDER THE LIGHTS

In a weekend rotation shakeup of sorts, junior right-hander **DREW GILLESPIE** was pushed up from his usual Sunday start and was given the ball under the lights for Friday night against Nevada. After a tough beginning to the start, Gillespie settled in and began to dominate. He would pitch a career-long 7.0 innings and registered a career-best 12 strikeouts in the game. The 12 Ks are the most by a Lobo pitcher this season as well.

### NOTHING EXTRA IN SAN JOSE STATE

The three-game series at San Jose State proved to be a difficult one for the Lobos, especially on the offensive end. Coming into the series, the Lobos had the top offensive team in the MW in several major statistical categories, but the Spartans were able to hold the Lobos in check en route to the series sweep. For the weekend, the Lobos were limited to just six runs on 14 hits. Of the 14 hits, none went for extra bases.

### SPLITTING WITH THE RED RAIDERS

The Lobos picked up their second win of the season against a ranked opponent this past Wednesday as they came-from-behind to upset No. 11-ranked Texas Tech. The win came in the second game of a two-game mid-week series with the Red Raiders and forced a split in the series. In the comeback, the Lobos trailed 8-2 through three innings, but went on to outscore the Red Raiders 10-1 over the next five and a half innings of play. The Lobos are now 2-5 against ranked opponents this season.

### STARTERS DEALING IN VEGAS

The starting pitchers for the Lobos in their weekend series at UNLV were dealing. The trio of **NATHANIEL GARLEY**, **DREW GILLESPIE** and **JUSTIN SLATEN** combined to pitch all but five innings of the series as each went at least six complete innings. Combined the starting rotation also had a 3.00 ERA and 21 strikeouts in 21.0 innings pitched.

Slatten went the longest as he pitched a career-high 8.0 innings and matched a career-best in strikeouts with 10 on Friday night. Garley grinded through 7.0 innings on Saturday and kept the game within reach. Gillespie helped the Lobos secure the series as he picked up his first win of the season. In the win, Gillespie also struck out a career-high seven batters.

### RIO GRANDE RIVALRY

Long-time in-state rivals New Mexico and New Mexico State met on the diamond for the first time in 2019 on March 26 in Las Cruces. Offense was not a premium in the mid-week clash as the two teams combined for eight runs through the first two innings and 21 hits for the game. NMSU would go on to win the game 13-5 to take the first of two Rio Grande Rivalry meetings this season.

In the midst of all the offense, freshman right-hander **JACK MURANO** had the best outing of his career as he pitched 3.0 innings of shutout relief against the Aggies. Murano, who was the lone Lobo hurler to not allow a run to the Aggies, matched a career-best with three strikeouts.

### SALVAGE SERIES WITH AZTECS

After dropping the first two games of the weekend series with San Diego State, the Lobos bounced back in the finale with a 13-4 win to salvage a game in the series. Game one of the series was for the taking and the Lobos nearly rallied from a 4-0 deficit, but fell short 4-2. Game two was lopsided and controlled by the Aztecs 19-3. In the finale, the Lobos fell behind 3-0, but ultimately flipped the script and snapped what was a season-long five-game losing streak.

## LAST TIME IT HAPPENED

### HITTING (Team)

**Five + home runs (team):** ..... 6, vs. Air Force, 5/6/17  
**20+ hits:** ..... 22, vs. Fresno St. (W, 24-4), 3/31/17  
**25+ hits:** ..... 25, vs. Grand Canyon, (W, 22-3), 3/22/17  
**30+ hits:** ..... 31, vs. Binghamton (Game 1), 3/7/09  
**Allowed 20 + hits:** ..... 20, vs. San Diego St., 3/23/19  
**20+ runs:** ..... 20, vs. Central Michigan (W, 20-9), 2/22/18  
**Allowed 20 + runs:** ..... 22, vs. San Jose St. (L, 18-21), 3/3/19  
**30+ runs:** ..... 30, vs. Binghamton (Game 1), 3/7/09  
**20+ RBI:** ..... 21, vs. Fresno St., 3/31/17  
**40+ total bases:** ..... 42, at UNLV, 3/24/17  
**50+ total bases:** ..... 51, vs. Binghamton (Game 1), 3/7/09  
**60+ total bases:** ..... 61, vs. Air Force, 4/12/08  
**No strikeouts:** ..... 5/4/14 vs. San Diego St. (35 at-bats)  
**No walks:** ..... 4/12/19 vs. Nevada (33 at-bats)  
**10+ strikeouts:** ..... 11 vs. San Jose State, 3/3/19  
**10+ walks:** ..... 12, vs. San Jose St., 3/1/19  
**15+ walks:** ..... 15, Fresno St., 3/31/17  
**5+ HBP:** ..... 5, vs. Columbia, 3/16/18  
**Was no-hit (7-inning game):** ..... at Utah, 4/21/90  
**Was no-hit (9-inning game):** ..... at Wichita St., 3/20/90

### PITCHING (Team)

**10+ strikeouts:** ..... 14 vs. UC Riverside, 4/19/19  
**15+ strikeouts:** ..... 17 vs. Nevada, 4/12/19  
**No strikeouts:** ..... 3/5/17 at Air Force  
 ..... (J. Tripp 30 BF; D. Gillespie 5 BF, A. Isenhardt 1 BF, C. Tripp 8 BF)  
**No walks:** ..... 4/7/19 at San Jose State  
**10 + walks:** ..... 11 vs. Oklahoma, 3/19/19

### MID-WEEK TUNEUP WITH SOONERS

A day after playing a weekend series on the road at Nevada, the Lobos played a two-game mid-week series against No. 25-ranked Oklahoma. The Sooners would take both games of the series, but the Lobos were able to get game experience for numerous arms. All told across the two games, the Lobos used 13 different pitchers with **KYLE CONLEY** making his collegiate debut.

### BACK AND FORTH WITH THE WOLF PACK

The MW series between the Lobos and Wolf Pack was an up-and-down experience. Playing on the road for the first time in conference play this season, the Lobos dropped the opener in a tight 5-3 game that saw the Lobos rally late. Game two kept the momentum of the Friday night rally as the Lobos scored nine runs on 12 hits en route to a 9-3 win to even the series. In the finale, the Lobos out-hit the Wolf Pack, but an early 5-0 deficit was too much to overcome, losing 6-4.

### TITANS EXPERIENCE ABQ FOR FIRST TIME

UNM and Cal State Fullerton had met 15 times in their all-time series ahead of their weekend series, but it would be the first time that the two teams had played a game in Albuquerque. The rare change in venue did not bode well for the Titans as the Lobos secured the series in just two games and scored 24 runs in the process with 18 coming in game two. The Titans would salvage the finale to avoid the sweep, but their first trip to the Duke City ended in a 2-1 series loss.



# UNIVERSITY OF NEW MEXICO

## 2019 BASEBALL



### LAST TIME IT HAPPENED

#### SCORING AND MISCELLANEOUS

**Stole home:** ..... Tyler Kelly vs. UC Riverside, 4/20/19  
**Stole seven+ bases:** ..... 7, 4/17/13 vs. New Mexico St. (W, 13-6)  
**Tied:** ..... 2/25/18 vs. Central Michigan (T, 6-6)  
**Shut out:** ..... 3/30/19 at UNLV (L, 0-8)  
**Shut out opponent:** ..... 2/23/18 vs. Central Michigan (W, 6-0)  
**Shut out at home:** ..... 4/13/19 vs. Nevada (L, 0-3)  
**Shut out on the road:** ..... 3/30/19 at UNLV (L, 0-8)  
**Shut out opponent at home:** ..... 2/23/18 vs. Central Michigan (W, 6-0)  
**Shut out opponent on road:** ..... 3/28/16 at Sacramento St. (1-0)  
**Recorded back-to-back shutouts:** ..... 5/6-5/7, 2011  
 ..... vs. Air Force (5-0, 10-0)  
**Recorded three straight shutouts:** ..... 2/24-3/3, 1973  
 ..... vs. New Mexico St. (1-0) and New Mexico Highlands (7-0, 4-0)  
**Shut out in back-to-back games:** ..... 3/14-15/2017 at Oklahoma St.  
**Most runs in three-game series:** ..... 73, vs. Air Force (4/13-14, 2006)  
**Consecutive one-run games:** ..... 2, vs. UC Riverside (4/19-20, 2019)  
**Four straight one-run games:** ..... April 3-9, 2016  
**Five straight one-run games:** ..... March 18-24, 2015\*

#### EXTRA INNINGS

**Won an extra-inning game:** ..... 3/24/18 vs. Air Force (12-11, 10 inn.)  
**Lost an extra-inning game:** ..... 4/16/19 vs. New Mexico State (8-11, 10 inn.)  
**Extra inning games in a row:** ..... 2, 3/13-3/15, 2013  
 ..... at No. 14 Arizona St. and at No. 21 UNLV  
**3 straight extra-inning games:** ..... at Utah, 4/9-11, 2009  
**Played a 10-inning game:** ..... vs. New Mexico State, 4/16/19 (L, 8-11)  
**Played an 11-inning game:** ..... vs. Fresno St., 4/7/18 (L, 6-7)  
**Played a 12-inning game:** ..... vs. Fresno St., 4/9/16 (W, 14-13)  
**Played a 13-inning game:** ..... vs. Columbia, 6/1/13 (L, 6-5, NCAA Tourn.)  
**Played a 14-inning game:** ..... vs. Eastern N.M., 2/5-6, 1996 (W, 8-7)  
**Played a 15-inning game:** ..... at New Mexico St., 2/9/02 (L, 4-3)

#### IN AN INNING

**10+ runs in an inning:** ..... 10 vs. Grand Canyon, 3/22/17  
**15+ runs in an inning:** ..... 15 vs. Savannah St., 3/11/05  
**4+ homers in an inning:** ..... 4 at Air Force, 5/19/05  
**5+ doubles in an inning:** ..... 5, at Nevada, 4/21/13  
**4+ triples in an inning:** ..... 4, vs. TAMU-CC (Game 2), 2/21/09^  
**10+ hits in an inning:** ..... 11, vs. Grand Canyon, 3/22/17  
**10+ consecutive hits:** ..... 11, vs. Savannah St., 3/11/05\*  
**10+ consecutive batters reach base:** ..... 12 vs. Fresno St., 4/13/13  
**15+ consecutive batters reach base:** ..... 16 vs. Savannah St., 3/11/05  
**Player w/hits from both sides of plate:** ..... Sam Haggerty  
 ..... vs. Fresno St. 4/12/13

#### DEIMLING BECOMES 3RD LOBO TO EARN MW PLAYER OF THE WEEK

The Lobos held an early season stranglehold on the Mountain West Player of the Week award with three honors through the first four weeks. The latest recipient was **JEFF DEIMLING**.

In a three-game set against preseason nationally-ranked Cal State Fullerton, Deimling batted .455 as he went 5-for-11. In the Lobos' two wins over the Titans, Deimling did most of his damage as he was 4-for-6 with four runs scored, two HRs and eight RBIs. In each of those two games, Deimling was 2-for-3 with a home run and four RBIs.

Overall for the weekend, Deimling would total nine RBIs and slugged 1.091.

#### FIGHT AT THE BAT RACK

In the second game of the weekend series vs. Cal State Fullerton the Lobos notched a season-high 19 hits against the Titans. All nine players in the starting lineup had at least one hit with eight registering multiple hits.

#### FIRST MW SERIES WIN

The calendar had barely turned over to March and the UNM baseball team already played their first Mountain West series as they hosted San Jose State last weekend. The Lobos would take the series 2-1 after winning the first two and dropping the finale.

In the first game, the bats were alive as the Lobos jumped out to a 9-0 lead through three innings before ending with a 14-2 win. The second game ended in an improbable walk-off fashion as the Lobos were down to their last strike and scored twice on a throwing error to win. The series finale went the way of San Jose State to stave off the sweep.

#### MARATHON 9-INNING GAME

All of the following numbers are true and what you would expect for marathon extra inning game, except all of it occurred in one regulation nine-inning game. In the series finale between UNM and San Jose State there were 15 pitchers used, 434 pitches thrown, four balks in an inning, 40 combined run, 42 combined hits and a 9-inning game record 4 hours and 52 minutes.

#### TWO NICKELS = A DIME; TWO HRS = A DEIMLING

In the wild series finale against San Jose State, senior **JEFF DEIMLING** left the yard twice. His first was a two-run homer to center in the second inning and his second was a three-run bomb to left in the seventh. The multi-home run game was the first by a Lobo since **JACK ZOELLNER** hit two against Air Force in 2017.

#### SCHILLING HITS HIS WAY TO MW PLAYER OF THE WEEK

**HAYDEN SCHILLING** is the second Lobo to earn Mountain West Player of the Week honors joining **JARED MANG**, who earned the year's first award. In receiving the honor, Schilling had two hits in each game of the four-game week for the Lobos, going 8-for-17 (.471). He also scored five runs, had two doubles, a triple and six runs batted in, including a career-high five on Friday in a 14-2 win.

#### IT'S NOT OVER UNTIL IT'S OVER

In their game against Arizona, the UNM Lobo baseball team entered the top of the ninth inning trailing by two and were down to their final strike on several occasions. Despite that, the Lobos caught a couple of breaks and engineered a come-from-behind victory against the Wildcats on the road. It was the first win for the Lobos against the Wildcats since 2006 and snapped what was a 14-game losing streak to Arizona.





# UNIVERSITY OF NEW MEXICO

## 2019 BASEBALL



The late-inning heroics were handled by **JARED MANG**. Batting with the bases loaded, two outs and the Lobos trailing by a run 4-3, Mang hit a fly ball into deep foul territory down the left field line. On the play, the Wildcats' left fielder ranged over to the fence line, reached over and had the ball in his glove, but was unable to secure the catch, giving Mang new life at the plate. On the next pitch, Mang smacked a two-RBI single into centerfield to give the Lobos a 5-4 lead. **MALACHI EMOND** came on in the bottom half and nailed down the victory.

### HOME-OPENER WEATHER OR NOT

Winter weather made an unwelcome appearance causing the schedule of the Lobos' home-opening series vs. Niagara to shift several times. Eventually, the scheduled format of a four-game series over three days was condensed down to a four-game slate over two days as the teams played doubleheaders both on Saturday and Sunday afternoons.

After dropping the first game 5-3, the Lobos bounced back to win the next three games and take the series over the Purple Eagles. In those four games, the Lobos scored 28 runs and hit .278 as a team. Pitching was rather dominant on the weekend as the Lobo arms had a 3.18 ERA and 33 strikeouts in 34.0 innings pitched.

### OPENING WEEKEND IN SURPRISE

For the second-straight season, the UNM Baseball team opened their season out in Surprise, Ariz. with four games as part of the annual College Baseball Classic. This year's classic featured three quality opponents for the Lobos with Oregon State and Minnesota being preseason nationally-ranked and Gonzaga tabbed as the preseason favorite in their league. All three teams were coming off of NCAA Regional Tournament appearances a year ago with Oregon State claiming the National Championship.

In the opening weekend, the Lobos went 2-2 with wins over No. 24 Minnesota and Gonzaga. The two losses came against No. 7/8 Oregon State as the Lobos and Beavers bookended the weekend. The Lobos had a lead against the Beavers until the bottom of ninth when Oregon State rallied for three runs to walk-off with a win. The second meeting saw the Beavers shutout the Lobos.

### SWEEPING MW PLAYER AND PITCHER OF THE WEEK

Opening weekend saw a lot of positives both collectively as a team and individually for several Lobos. As a result UNM swept the first edition of the Mountain West Player and Pitcher of the Week awards with **JARED MANG** garnering the player award and **NATHANIEL GARLEY** the pitcher award.

Through the first three games of his senior season Mang would hit .545 (6-for-11) with five runs scored, seven RBIs, two doubles and a home run. Mang also slugged at 1.000 and had an on-base percentage of .600 thanks to three walks, two of which were intentional.

In the first three games, Mang registered at least one hit and RBI. In the Lobos' 11-1 win over No. 24 Minnesota, Mang went 4-for-5 with a pair of doubles, two runs scored and two RBIs.

On the mound, Garley earned the award in his lone appearance of the week as he pitched 7.0 innings and allowed just three hits (all singles) and one earned run against the No 24 Gophers. Garley also K'd six.

### MANG NAMED PRESEASON ALL-MW

For the second-consecutive year, senior outfielder **JARED MANG** has been named to the Preseason All-MW Team, earning the honor prior to his junior season. That initial preseason plaudit was in response to a sensational sophomore campaign that saw Mang hit .373 (90-for-241) with 63 runs scored, 17 doubles, two triples, nine home runs, and 62 RBIs.

## LAST TIME IT HAPPENED

### WALK-OFFS

**Won on last at-bat:** .....3/2/19 vs. San Jose St. (7-6, 9 innings)  
**Lost on last at-bat:** .....2/15/19 vs. No. 8 Oregon State (5-6, 9 innings)  
**Scored two runs in last at-bat:** .....3/2/19 vs. San Jose St. (7-6, 9 innings)  
**Scored three runs in last at-bat:** .....3/5/11 vs. UTSA (6-5)  
**Scored four runs in last at-bat:** .....4/25/12 vs. Texas Tech (14-13)  
**Scored five runs in last at-bat:** .....2/12/01 vs. Southern Utah (8-7)  
**Scored six runs in last at-bat:** .....3/22/13 vs. Nevada (9-8)  
**Scored seven runs in last at-bat:** .....3/13/10 vs. LA Tech (15-14, 10 inn, GM1)  
**Scored nine runs in last at-bat:** .....3/21/99 vs. TCU (17-16)  
**Allowed two runs in last at-bat:** .....4/29/18 at San Jose St. (2-3)  
**Allowed three runs in last at-bat:** .....2/15/19 vs. No. 8 Oregon State (5-6)  
**Allowed four runs in last at-bat:** .....5/12/06 at UNLV (12-8)  
**Allowed five runs in last at-bat:** .....2/17/96 at UNLV (7-6)

### SERIES

**Swept non-conf. series, home:** .....vs. Central Michigan, 2/22-25, 2018  
**Swept non-conf. series, road:** .....at No. 23 Oklahoma St., 3/14-15, 2017  
**Swept in non-conf. series, home:** .....vs. Dallas Baptist, 3/4-6, 2016  
**Swept in non-conf. series, road:** .....at No. 7 Cal St. Fullerton 3/17-19/2017  
**Swept MW series, home:** .....vs. UNLV, 4/21-23, 2017  
**Swept MW series, road:** .....at UNLV, 3/24-26, 2017  
**Swept multiple MW series in a row:** .....3, 3/3/17-3/26/17  
.....at Air Force, vs. San José St., at UNLV  
**Swept in MW series, home:** .....vs. Fresno St. 4/6-8, 2018  
**Swept in MW series, road:** .....at San Jose St. 4/5-7, 2019  
**Swept in multiple MW series in a row:** .....2, 4/6/18-4/15/18  
.....vs. Fresno St., at Nevada

Mang's junior season, however, was hampered by injuries and limited him to just 29 games played. Despite that, Mang still put up impressive numbers as he batted .284 (29-for-102), scored 27 runs, drove in 29 and hit a team-high eight home runs.

A 2017 All-MW First Team selection, Mang enters his senior season as a .328 career hitter with 127 runs scored, 170 hits, 30 doubles, four triples, 20 home runs and 121 RBIs.

### LOBOS LOOKING FOR TURNAROUND IN 2019

The 2018 season was a down year for the Lobo baseball program. With an overall record of 20-33-1 and an 11-19 mark in the Mountain West, the Lobos missed out on the MW Tournament for the first time in league history. All of that is in the rear-view, however, as the Lobos enter the 2019 season with a renewed sense of optimism and confidence. Aiding that change in culture are the additions to the coaching staff. Head Coach **RAY BIRMINGHAM** is all that returned from the 2018 staff, giving way to three new coaches. New to the program this year are infield coach and recruiting coordinator, **JON COYNE**, pitching coach, **BRANDON HIGELIN** and volunteer catching coach, **NATE CAUSEY**.



# UNIVERSITY OF NEW MEXICO

## 2019 BASEBALL



### GAME-BY-GAME BATTING ORDER

| Date        | Opponent                   | 1st           | 2nd              | 3rd            | 4th            | 5th              | 6th             | 7th                 | 8th              | 9th                 | Record       |
|-------------|----------------------------|---------------|------------------|----------------|----------------|------------------|-----------------|---------------------|------------------|---------------------|--------------|
| 2/15        | ! No. 8 Oregon St.         | Watari        | Schilling        | J. Mang        | C. Mang        | Marshall Jr.     | Deimling        | Kelly               | O'Farrell        | Merritt             | 0-1          |
| 2/16        | ! No. 24 Minnesota         | Watari        | Schilling        | J. Mang        | Marshall Jr.   | Baker            | Kelly           | C. Mang             | O'Farrell        | Merritt             | 1-1          |
| 2/17        | !Gonzaga                   | Watari        | Schilling        | J. Mang        | Marshall Jr.   | Baker            | Kelly           | C. Mang             | O'Farrell        | Merritt             | 2-1          |
| 2/18        | ! No. 7 Oregon St.         | Watari        | Schilling        | J. Mang        | Baker          | C. Mang          | Kelly           | Marshall Jr.        | O'Farrell        | Merritt             | 2-2          |
| <b>2/23</b> | <b>Niagara</b>             | <b>Watari</b> | <b>Schilling</b> | <b>J. Mang</b> | <b>Baker</b>   | <b>C. Mang</b>   | <b>Kelly</b>    | <b>Marshall Jr.</b> | <b>O'Farrell</b> | <b>Merritt</b>      | <b>2-3</b>   |
| <b>2/23</b> | <b>Niagara</b>             | <b>Watari</b> | <b>Schilling</b> | <b>J. Mang</b> | <b>Baker</b>   | <b>C. Mang</b>   | <b>Kelly</b>    | <b>Marshall Jr.</b> | <b>O'Farrell</b> | <b>Deimling</b>     | <b>3-3</b>   |
| <b>2/24</b> | <b>Niagara</b>             | <b>Watari</b> | <b>Schilling</b> | <b>J. Mang</b> | <b>Baker</b>   | <b>C. Mang</b>   | <b>Kelly</b>    | <b>Marshall Jr.</b> | <b>O'Farrell</b> | <b>Adkins</b>       | <b>4-3</b>   |
| <b>2/24</b> | <b>Niagara</b>             | <b>Watari</b> | <b>Schilling</b> | <b>J. Mang</b> | <b>Baker</b>   | <b>C. Mang</b>   | <b>Deimling</b> | <b>Marshall Jr.</b> | <b>O'Farrell</b> | <b>Adkins</b>       | <b>5-3</b>   |
| 2/27        | Arizona                    | Watari        | Schilling        | J. Mang        | C. Mang        | Marshall Jr.     | Deimling        | O'Farrell           | Adkins           | Merritt             | 6-3          |
| <b>3/1</b>  | <b>*San Jose State</b>     | <b>Watari</b> | <b>Schilling</b> | <b>J. Mang</b> | <b>Baker</b>   | <b>C. Mang</b>   | <b>Kelly</b>    | <b>Marshall Jr.</b> | <b>O'Farrell</b> | <b>Merritt</b>      | <b>7-3</b>   |
| <b>3/2</b>  | <b>*San Jose State</b>     | <b>Watari</b> | <b>Schilling</b> | <b>J. Mang</b> | <b>Baker</b>   | <b>Kelly</b>     | <b>C. Mang</b>  | <b>Marshall Jr.</b> | <b>O'Farrell</b> | <b>Merritt</b>      | <b>8-3</b>   |
| <b>3/3</b>  | <b>*San Jose State</b>     | <b>Watari</b> | <b>Schilling</b> | <b>J. Mang</b> | <b>Baker</b>   | <b>Kelly</b>     | <b>C. Mang</b>  | <b>Deimling</b>     | <b>O'Farrell</b> | <b>Merritt</b>      | <b>8-4</b>   |
| <b>3/8</b>  | <b>Cal State Fullerton</b> | <b>Watari</b> | <b>Schilling</b> | <b>J. Mang</b> | <b>C. Mang</b> | <b>Deimling</b>  | <b>Kelly</b>    | <b>Baker</b>        | <b>O'Farrell</b> | <b>Adkins</b>       | <b>9-4</b>   |
| <b>3/9</b>  | <b>Cal State Fullerton</b> | <b>Watari</b> | <b>Schilling</b> | <b>J. Mang</b> | <b>C. Mang</b> | <b>Deimling</b>  | <b>Kelly</b>    | <b>Baker</b>        | <b>O'Farrell</b> | <b>Adkins</b>       | <b>10-4</b>  |
| <b>3/10</b> | <b>Cal State Fullerton</b> | <b>Kelly</b>  | <b>Schilling</b> | <b>J. Mang</b> | <b>C. Mang</b> | <b>Deimling</b>  | <b>Baker</b>    | <b>O'Farrell</b>    | <b>Adkins</b>    | <b>Marshall Jr.</b> | <b>10-5</b>  |
| 3/15        | *Nevada                    | Kelly         | Schilling        | J. Mang        | C. Mang        | Deimling         | Baker           | O'Farrell           | Adkins           | Marshall Jr.        | 10-6         |
| 3/16        | *Nevada                    | Kelly         | Schilling        | J. Mang        | C. Mang        | Baker            | Deimling        | Reyes               | Doak             | O'Farrell           | 11-6         |
| 3/17        | *Nevada                    | Kelly         | Schilling        | J. Mang        | C. Mang        | Baker            | Deimling        | Reyes               | Doak             | O'Farrell           | 11-7         |
| <b>3/19</b> | <b>No. 25 Oklahoma</b>     | <b>Kelly</b>  | <b>Schilling</b> | <b>J. Mang</b> | <b>C. Mang</b> | <b>Baker</b>     | <b>Deimling</b> | <b>Reyes</b>        | <b>Doak</b>      | <b>O'Farrell</b>    | <b>11-8</b>  |
| <b>3/20</b> | <b>No. 25 Oklahoma</b>     | <b>Kelly</b>  | <b>Schilling</b> | <b>J. Mang</b> | <b>C. Mang</b> | <b>Baker</b>     | <b>Deimling</b> | <b>Reyes</b>        | <b>Merritt</b>   | <b>Marshall Jr.</b> | <b>11-9</b>  |
| <b>3/22</b> | <b>*San Diego State</b>    | <b>Kelly</b>  | <b>Schilling</b> | <b>J. Mang</b> | <b>C. Mang</b> | <b>Baker</b>     | <b>Deimling</b> | <b>Reyes</b>        | <b>O'Farrell</b> | <b>Merritt</b>      | <b>11-10</b> |
| <b>3/23</b> | <b>*San Diego State</b>    | <b>Kelly</b>  | <b>Schilling</b> | <b>J. Mang</b> | <b>C. Mang</b> | <b>Baker</b>     | <b>Deimling</b> | <b>Reyes</b>        | <b>O'Farrell</b> | <b>Merritt</b>      | <b>11-11</b> |
| <b>3/24</b> | <b>*San Diego State</b>    | <b>Kelly</b>  | <b>Schilling</b> | <b>J. Mang</b> | <b>C. Mang</b> | <b>Baker</b>     | <b>Deimling</b> | <b>Reyes</b>        | <b>O'Farrell</b> | <b>Adkins</b>       | <b>12-11</b> |
| 3/26        | New Mexico State           | Kelly         | Schilling        | J. Mang        | C. Mang        | Baker            | Doak            | Reyes               | O'Farrell        | Adkins              | 12-12        |
| 3/29        | *UNLV                      | Kelly         | Schilling        | J. Mang        | C. Mang        | Deimling         | Watari          | Adkins              | Merritt          | O'Farrell           | 13-12        |
| 3/30        | *UNLV                      | Watari        | Schilling        | J. Mang        | C. Mang        | Deimling         | Adkins          | Marshall Jr.        | Merritt          | O'Farrell           | 13-13        |
| 3/31        | *UNLV                      | Watari        | Schilling        | J. Mang        | C. Mang        | Deimling         | Adkins          | Marshall Jr.        | Baker            | O'Farrell           | 14-13        |
| <b>4/2</b>  | <b>No. 11 Texas Tech</b>   | <b>Watari</b> | <b>Schilling</b> | <b>J. Mang</b> | <b>Baker</b>   | <b>Deimling</b>  | <b>Doak</b>     | <b>Merritt</b>      | <b>O'Farrell</b> | <b>Adkins</b>       | <b>14-14</b> |
| <b>4/3</b>  | <b>No. 11 Texas Tech</b>   | <b>Watari</b> | <b>Schilling</b> | <b>J. Mang</b> | <b>Baker</b>   | <b>C. Mang</b>   | <b>Deimling</b> | <b>Adkins</b>       | <b>Doak</b>      | <b>Reyes</b>        | <b>15-14</b> |
| 4/5         | *San Jose State            | Watari        | Schilling        | J. Mang        | C. Mang        | Deimling         | Baker           | O'Farrell           | Adkins           | Atkins              | 15-15        |
| 4/6         | *San Jose State            | Watari        | Kelly            | Schilling      | J. Mang        | C. Mang          | Deimling        | Baker               | Atkins           | O'Farrell           | 15-16        |
| 4/7         | *San Jose State            | Watari        | Schilling        | J. Mang        | Kelly          | Baker            | Reyes           | C. Mang             | O'Farrell        | Merritt             | 15-17        |
| 4/8         | California                 | ---           | ---              | ---            | ---            | Cancelled        | ---             | ---                 | ---              | ---                 | ---          |
| <b>4/12</b> | <b>*Nevada</b>             | <b>Watari</b> | <b>Kelly</b>     | <b>J. Mang</b> | <b>C. Mang</b> | <b>Schilling</b> | <b>Deimling</b> | <b>Baker</b>        | <b>O'Farrell</b> | <b>Adkins</b>       | <b>16-17</b> |
| <b>4/13</b> | <b>*Nevada</b>             | <b>Watari</b> | <b>Kelly</b>     | <b>J. Mang</b> | <b>C. Mang</b> | <b>Schilling</b> | <b>Deimling</b> | <b>Baker</b>        | <b>O'Farrell</b> | <b>Merritt</b>      | <b>16-18</b> |
| <b>4/14</b> | <b>*Nevada</b>             | <b>Watari</b> | <b>Kelly</b>     | <b>J. Mang</b> | <b>C. Mang</b> | <b>Schilling</b> | <b>Deimling</b> | <b>Baker</b>        | <b>O'Farrell</b> | <b>Merritt</b>      | <b>16-19</b> |
| <b>4/16</b> | <b>New Mexico State</b>    | <b>Watari</b> | <b>Kelly</b>     | <b>J. Mang</b> | <b>C. Mang</b> | <b>Schilling</b> | <b>Deimling</b> | <b>Baker</b>        | <b>Reyes</b>     | <b>Merritt</b>      | <b>16-20</b> |
| <b>4/18</b> | <b>UC Riverside</b>        | <b>Watari</b> | <b>Kelly</b>     | <b>J. Mang</b> | <b>C. Mang</b> | <b>Schilling</b> | <b>Doak</b>     | <b>Baker</b>        | <b>O'Farrell</b> | <b>Merritt</b>      | <b>16-21</b> |
| <b>4/19</b> | <b>UC Riverside</b>        | <b>Watari</b> | <b>Kelly</b>     | <b>J. Mang</b> | <b>C. Mang</b> | <b>Schilling</b> | <b>Doak</b>     | <b>Baker</b>        | <b>O'Farrell</b> | <b>Merritt</b>      | <b>17-21</b> |
| <b>4/20</b> | <b>UC Riverside</b>        | <b>Watari</b> | <b>Kelly</b>     | <b>J. Mang</b> | <b>C. Mang</b> | <b>Deimling</b>  | <b>Baker</b>    | <b>O'Farrell</b>    | <b>Merritt</b>   | <b>Adkins</b>       | <b>18-22</b> |
| 4/23        | Texas Tech                 | Watari        | Kelly            | J. Mang        | C. Mang        | Deimling         | Baker           | O'Farrell           | Marshall Jr.     | Merritt             | 18-22        |
| 4/24        | Texas Tech                 | ---           | ---              | ---            | ---            | Cancelled        | ---             | ---                 | ---              | ---                 | ---          |
| 4/26        | *Fresno State              |               |                  |                |                |                  |                 |                     |                  |                     |              |
| 4/27        | *Fresno State              |               |                  |                |                |                  |                 |                     |                  |                     |              |
| 4/28        | *Fresno State              |               |                  |                |                |                  |                 |                     |                  |                     |              |
| <b>4/30</b> | <b>Grand Canyon</b>        |               |                  |                |                |                  |                 |                     |                  |                     |              |
| <b>5/1</b>  | <b>Grand Canyon</b>        |               |                  |                |                |                  |                 |                     |                  |                     |              |
| <b>5/3</b>  | <b>*Air Force</b>          |               |                  |                |                |                  |                 |                     |                  |                     |              |
| <b>5/4</b>  | <b>*Air Force</b>          |               |                  |                |                |                  |                 |                     |                  |                     |              |
| <b>5/5</b>  | <b>*Air Force</b>          |               |                  |                |                |                  |                 |                     |                  |                     |              |
| <b>5/10</b> | <b>*UNLV</b>               |               |                  |                |                |                  |                 |                     |                  |                     |              |
| <b>5/11</b> | <b>*UNLV</b>               |               |                  |                |                |                  |                 |                     |                  |                     |              |
| <b>5/12</b> | <b>*UNLV</b>               |               |                  |                |                |                  |                 |                     |                  |                     |              |
| 5/16        | *San Diego State           |               |                  |                |                |                  |                 |                     |                  |                     |              |
| 5/17        | *San Diego State           |               |                  |                |                |                  |                 |                     |                  |                     |              |
| 5/18        | *San Diego State           |               |                  |                |                |                  |                 |                     |                  |                     |              |



# UNIVERSITY OF NEW MEXICO

## 2019 BASEBALL



### DEFENSIVE STARTING LINEUPS

| Date        | Opponent                   | C                | 1B                  | 2B            | 3B             | SS               | LF              | CF             | RF             | DH              | Record       |
|-------------|----------------------------|------------------|---------------------|---------------|----------------|------------------|-----------------|----------------|----------------|-----------------|--------------|
| 2/15        | ! No. 8 Oregon St.         | O'Farrell        | Marshall Jr.        | Watari        | C. Mang        | Schilling        | Kelly           | J. Mang        | Merritt        | Deimling        | 0-1          |
| 2/16        | ! No. 24 Minnesota         | O'Farrell        | Marshall Jr.        | Watari        | C. Mang        | Schilling        | Merritt         | J. Mang        | Baker          | Kelly           | 1-1          |
| 2/17        | !Gonzaga                   | O'Farrell        | Marshall Jr.        | Watari        | C. Mang        | Schilling        | Merritt         | J. Mang        | Baker          | Kelly           | 2-1          |
| 2/18        | ! No. 7 Oregon St.         | O'Farrell        | Marshall Jr.        | Watari        | C. Mang        | Schilling        | Merritt         | J. Mang        | Baker          | Kelly           | 2-2          |
| <b>2/23</b> | <b>Niagara</b>             | <b>O'Farrell</b> | <b>Marshall Jr.</b> | <b>Watari</b> | <b>C. Mang</b> | <b>Schilling</b> | <b>Merritt</b>  | <b>J. Mang</b> | <b>Baker</b>   | <b>Kelly</b>    | <b>2-3</b>   |
| <b>2/23</b> | <b>Niagara</b>             | <b>O'Farrell</b> | <b>Marshall Jr.</b> | <b>Watari</b> | <b>C. Mang</b> | <b>Schilling</b> | <b>Kelly</b>    | <b>J. Mang</b> | <b>Baker</b>   | <b>Deimling</b> | <b>3-3</b>   |
| <b>2/24</b> | <b>Niagara</b>             | <b>O'Farrell</b> | <b>Marshall Jr.</b> | <b>Watari</b> | <b>C. Mang</b> | <b>Schilling</b> | <b>Adkins</b>   | <b>J. Mang</b> | <b>Baker</b>   | <b>Kelly</b>    | <b>4-3</b>   |
| <b>2/24</b> | <b>Niagara</b>             | <b>O'Farrell</b> | <b>Marshall Jr.</b> | <b>Watari</b> | <b>C. Mang</b> | <b>Schilling</b> | <b>Adkins</b>   | <b>J. Mang</b> | <b>Baker</b>   | <b>Deimling</b> | <b>5-3</b>   |
| 2/27        | Arizona                    | O'Farrell        | Marshall Jr.        | Watari        | C. Mang        | Schilling        | Merritt         | J. Mang        | Adkins         | Deimling        | 6-3          |
| <b>3/1</b>  | <b>*San Jose State</b>     | <b>O'Farrell</b> | <b>Marshall Jr.</b> | <b>Watari</b> | <b>C. Mang</b> | <b>Schilling</b> | <b>Merritt</b>  | <b>J. Mang</b> | <b>Baker</b>   | <b>Kelly</b>    | <b>7-3</b>   |
| <b>3/2</b>  | <b>*San Jose State</b>     | <b>O'Farrell</b> | <b>Marshall Jr.</b> | <b>Watari</b> | <b>C. Mang</b> | <b>Schilling</b> | <b>Merritt</b>  | <b>J. Mang</b> | <b>Baker</b>   | <b>Kelly</b>    | <b>8-3</b>   |
| <b>3/3</b>  | <b>*San Jose State</b>     | <b>O'Farrell</b> | <b>C. Mang</b>      | <b>Watari</b> | <b>Kelly</b>   | <b>Schilling</b> | <b>Merritt</b>  | <b>J. Mang</b> | <b>Baker</b>   | <b>Deimling</b> | <b>8-4</b>   |
| <b>3/8</b>  | <b>Cal State Fullerton</b> | <b>O'Farrell</b> | <b>C. Mang</b>      | <b>Watari</b> | <b>Kelly</b>   | <b>Schilling</b> | <b>Adkins</b>   | <b>J. Mang</b> | <b>Baker</b>   | <b>Deimling</b> | <b>9-4</b>   |
| <b>3/9</b>  | <b>Cal State Fullerton</b> | <b>O'Farrell</b> | <b>C. Mang</b>      | <b>Watari</b> | <b>Kelly</b>   | <b>Schilling</b> | <b>Adkins</b>   | <b>J. Mang</b> | <b>Baker</b>   | <b>Deimling</b> | <b>10-4</b>  |
| <b>3/10</b> | <b>Cal State Fullerton</b> | <b>O'Farrell</b> | <b>Marshall Jr.</b> | <b>Kelly</b>  | <b>C. Mang</b> | <b>Schilling</b> | <b>Adkins</b>   | <b>J. Mang</b> | <b>Baker</b>   | <b>Deimling</b> | <b>10-5</b>  |
| 3/15        | *Nevada                    | O'Farrell        | Marshall Jr.        | Kelly         | C. Mang        | Schilling        | Adkins          | J. Mang        | Baker          | Deimling        | 10-6         |
| 3/16        | *Nevada                    | O'Farrell        | C. Mang             | Kelly         | Reyes          | Schilling        | Deimling        | J. Mang        | Baker          | Doak            | 11-6         |
| 3/17        | *Nevada                    | O'Farrell        | C. Mang             | Kelly         | Reyes          | Schilling        | Deimling        | J. Mang        | Baker          | Doak            | 11-7         |
| <b>3/19</b> | <b>No. 25 Oklahoma</b>     | <b>O'Farrell</b> | <b>C. Mang</b>      | <b>Kelly</b>  | <b>Reyes</b>   | <b>Schilling</b> | <b>Deimling</b> | <b>J. Mang</b> | <b>Baker</b>   | <b>Doak</b>     | <b>11-8</b>  |
| <b>3/20</b> | <b>No. 25 Oklahoma</b>     | <b>Reyes</b>     | <b>Marshall Jr.</b> | <b>Kelly</b>  | <b>C. Mang</b> | <b>Schilling</b> | <b>Merritt</b>  | <b>J. Mang</b> | <b>Baker</b>   | <b>Deimling</b> | <b>11-9</b>  |
| <b>3/22</b> | <b>*San Diego State</b>    | <b>O'Farrell</b> | <b>C. Mang</b>      | <b>Kelly</b>  | <b>Reyes</b>   | <b>Schilling</b> | <b>Merritt</b>  | <b>J. Mang</b> | <b>Baker</b>   | <b>Deimling</b> | <b>11-10</b> |
| <b>3/23</b> | <b>*San Diego State</b>    | <b>O'Farrell</b> | <b>C. Mang</b>      | <b>Kelly</b>  | <b>Reyes</b>   | <b>Schilling</b> | <b>Merritt</b>  | <b>J. Mang</b> | <b>Baker</b>   | <b>Deimling</b> | <b>11-11</b> |
| <b>3/24</b> | <b>*San Diego State</b>    | <b>O'Farrell</b> | <b>C. Mang</b>      | <b>Kelly</b>  | <b>Reyes</b>   | <b>Schilling</b> | <b>Adkins</b>   | <b>J. Mang</b> | <b>Baker</b>   | <b>Deimling</b> | <b>12-11</b> |
| 3/26        | New Mexico State           | O'Farrell        | C. Mang             | Kelly         | Reyes          | Schilling        | Adkins          | J. Mang        | Baker          | Doak            | 12-12        |
| 3/29        | *UNLV                      | O'Farrell        | C. Mang             | Kelly         | Watari         | Schilling        | Merritt         | J. Mang        | Adkins         | Deimling        | 13-12        |
| 3/30        | *UNLV                      | O'Farrell        | Marshall Jr.        | Watari        | C. Mang        | Schilling        | Merritt         | J. Mang        | Adkins         | Deimling        | 13-13        |
| 3/31        | *UNLV                      | O'Farrell        | Marshall Jr.        | Watari        | C. Mang        | Schilling        | Baker           | J. Mang        | Adkins         | Deimling        | 14-13        |
| <b>4/2</b>  | <b>No. 11 Texas Tech</b>   | <b>O'Farrell</b> | <b>Doak</b>         | <b>Watari</b> | <b>Atkins</b>  | <b>Schilling</b> | <b>Baker</b>    | <b>J. Mang</b> | <b>Merritt</b> | <b>Deimling</b> | <b>14-14</b> |
| <b>4/3</b>  | <b>No. 11 Texas Tech</b>   | <b>Reyes</b>     | <b>Doak</b>         | <b>Watari</b> | <b>C. Mang</b> | <b>Schilling</b> | <b>Baker</b>    | <b>J. Mang</b> | <b>Adkins</b>  | <b>Deimling</b> | <b>15-14</b> |
| 4/5         | *San Jose State            | O'Farrell        | C. Mang             | Watari        | Atkins         | Schilling        | Baker           | J. Mang        | Adkins         | Deimling        | 15-15        |
| 4/6         | *San Jose State            | O'Farrell        | C. Mang             | Watari        | Atkins         | Schilling        | Kelly           | J. Mang        | Baker          | Deimling        | 15-16        |
| 4/7         | *San Jose State            | O'Farrell        | C. Mang             | Kelly         | Watari         | Schilling        | Merritt         | J. Mang        | Baker          | Reyes           | 15-17        |
| 4/8         | California                 | ---              | ---                 | ---           | ---            | Cancelled        | ---             | ---            | ---            | ---             | ---          |
| <b>4/12</b> | <b>*Nevada</b>             | <b>O'Farrell</b> | <b>C. Mang</b>      | <b>Kelly</b>  | <b>Watari</b>  | <b>Schilling</b> | <b>Baker</b>    | <b>J. Mang</b> | <b>Adkins</b>  | <b>Deimling</b> | <b>16-17</b> |
| <b>4/13</b> | <b>*Nevada</b>             | <b>O'Farrell</b> | <b>C. Mang</b>      | <b>Kelly</b>  | <b>Watari</b>  | <b>Schilling</b> | <b>Merritt</b>  | <b>J. Mang</b> | <b>Baker</b>   | <b>Deimling</b> | <b>16-18</b> |
| <b>4/14</b> | <b>*Nevada</b>             | <b>O'Farrell</b> | <b>C. Mang</b>      | <b>Kelly</b>  | <b>Watari</b>  | <b>Schilling</b> | <b>Merritt</b>  | <b>J. Mang</b> | <b>Baker</b>   | <b>Deimling</b> | <b>16-19</b> |
| <b>4/16</b> | <b>New Mexico State</b>    | <b>Reyes</b>     | <b>C. Mang</b>      | <b>Kelly</b>  | <b>Watari</b>  | <b>Schilling</b> | <b>Merritt</b>  | <b>J. Mang</b> | <b>Baker</b>   | <b>Deimling</b> | <b>16-20</b> |
| <b>4/18</b> | <b>UC Riverside</b>        | <b>O'Farrell</b> | <b>C. Mang</b>      | <b>Kelly</b>  | <b>Watari</b>  | <b>Schilling</b> | <b>Merritt</b>  | <b>J. Mang</b> | <b>Baker</b>   | <b>Doak</b>     | <b>16-21</b> |
| <b>4/19</b> | <b>UC Riverside</b>        | <b>O'Farrell</b> | <b>C. Mang</b>      | <b>Kelly</b>  | <b>Watari</b>  | <b>Schilling</b> | <b>Merritt</b>  | <b>J. Mang</b> | <b>Baker</b>   | <b>Doak</b>     | <b>17-21</b> |
| <b>4/20</b> | <b>UC Riverside</b>        | <b>O'Farrell</b> | <b>C. Mang</b>      | <b>Kelly</b>  | <b>Watari</b>  | <b>Atkins</b>    | <b>Merritt</b>  | <b>J. Mang</b> | <b>Baker</b>   | <b>Deimling</b> | <b>18-21</b> |
| 4/23        | Texas Tech                 | O'Farrell        | Marshall Jr.        | Watari        | C. Mang        | Kelly            | Merritt         | J. Mang        | Baker          | Deimling        | 18-22        |
| 4/24        | Texas Tech                 | ---              | ---                 | ---           | ---            | Cancelled        | ---             | ---            | ---            | ---             | ---          |
| 4/26        | *Fresno State              |                  |                     |               |                |                  |                 |                |                |                 |              |
| 4/27        | *Fresno State              |                  |                     |               |                |                  |                 |                |                |                 |              |
| 4/28        | *Fresno State              |                  |                     |               |                |                  |                 |                |                |                 |              |
| <b>4/30</b> | <b>Grand Canyon</b>        |                  |                     |               |                |                  |                 |                |                |                 |              |
| <b>5/1</b>  | <b>Grand Canyon</b>        |                  |                     |               |                |                  |                 |                |                |                 |              |
| <b>5/3</b>  | <b>*Air Force</b>          |                  |                     |               |                |                  |                 |                |                |                 |              |
| <b>5/4</b>  | <b>*Air Force</b>          |                  |                     |               |                |                  |                 |                |                |                 |              |
| <b>5/5</b>  | <b>*Air Force</b>          |                  |                     |               |                |                  |                 |                |                |                 |              |
| <b>5/10</b> | <b>*UNLV</b>               |                  |                     |               |                |                  |                 |                |                |                 |              |
| <b>5/11</b> | <b>*UNLV</b>               |                  |                     |               |                |                  |                 |                |                |                 |              |
| <b>5/12</b> | <b>*UNLV</b>               |                  |                     |               |                |                  |                 |                |                |                 |              |
| 5/16        | *San Diego State           |                  |                     |               |                |                  |                 |                |                |                 |              |
| 5/17        | *San Diego State           |                  |                     |               |                |                  |                 |                |                |                 |              |
| 5/18        | *San Diego State           |                  |                     |               |                |                  |                 |                |                |                 |              |



# UNIVERSITY OF NEW MEXICO

## 2019 BASEBALL



**RAY BIRMINGHAM** enters into his 12th year as head coach of the UNM baseball team and also into his 32nd year as a head coach at the collegiate level. At UNM, Birmingham has won the third-most games in program history with 361 to his credit as the Lobo skipper. He also initiated and had led the ongoing development and execution of the \$3.65 million expansion of Santa Ana Star Field as well as UNM's first privately-funded building on campus

- the R.D. and Joan Dale Hubbard Clubhouse that was completed in December of 2016.

For his overall career, Birmingham is in exclusive company having won over 1,000 games. Entering the 2019 season, Birmingham is the winningest coach in the state's history as all 1,179 of his victories have come coaching for teams in his home state of New Mexico (College of the Southwest, New Mexico Junior College and UNM).

In 2015, Birmingham was inducted into the New Mexico Sports Hall of Fame. He also currently serves on the College Baseball Hall of Fame Selection Committee.

Birmingham has also coached or spoken at numerous clinics throughout the United States and South America. He has been published in the American Baseball Coaches Association (ABCA) Journal and worked professionally for the Cleveland Indians, Oakland A's and Kansas City Royals. Birmingham also led the NJCAA all-star team to four wins in five games over the Chinese All-Stars in Beijing, China in 2004. In 2006, Birmingham was selected as the head coach of the NJCAA all-star team when China returned to the United States to play the U.S. team. Birmingham also coached the NJCAA West All-Stars to a three-game sweep over the East All-Stars in the summer of 2009.

In the summer of 2014, Birmingham served as the hitting coach for USA Baseball's Collegiate National Team, which was made up of the top collegiate players from around the country. Team USA played games across North Carolina before traveling to the Netherlands to participate in Honkbal-Haarlem Baseball Week. The CNT won the international tournament by outscoring its opponents 34-6 over its final seven games. Birmingham helped guide Tennessee's Christin Stewart to "Best Hitter" honors at the tournament and Albuquerque's own Alex Bregman of LSU was named Honkbal Baseball Week MVP. Team USA concluded its summer with five games in Cuba, finishing with an overall record of 18-8-2.

In his 41st year of coaching, Birmingham has been a part of 22 championships. All of the college baseball programs Birmingham has coached have reached the top 25 in the national rankings. Between University of the Southwest, New Mexico Junior College and New Mexico, 164 athletes have gone on to play professional baseball with 36 coming while the head coach at UNM. Also under Birmingham at UNM, 40 athletes have earned All-America honors and 10 have been freshman All-Americans as well. Birmingham was also the coach of NMJC's first basketball conference championship team - a team that was ranked No. 1 in the country.

### THE BIRMINGHAM FILE

#### Education

New Mexico State BA Journalism Education (1978)  
College of the Southwest Education Administration

#### Coaching Experience

1988-89 Head Coach Mayfield High School  
1990-2007 Head Coach College of the Southwest  
2008-Present Head Coach New Mexico Junior College  
2008-Present Head Coach University of New Mexico

#### Career Coaching Record (Year-By-Year)

| School        | Year          | Record           | Win Pct.    |
|---------------|---------------|------------------|-------------|
| College of SW | 1988          | 20-40            | .333        |
| College of SW | 1989          | 33-33            | .500        |
| <b>CSW</b>    | <b>2 yrs</b>  | <b>53-73</b>     | <b>.421</b> |
| NMJC          | 1990          | 22-30            | .423        |
| NMJC          | 1991          | 42-18            | .700        |
| NMJC          | 1992          | 40-15            | .727        |
| NMJC          | 1993          | 48-13            | .787        |
| NMJC          | 1994          | 42-12            | .778        |
| NMJC          | 1995          | 48-9             | .842        |
| NMJC          | 1996          | 34-17            | .667        |
| NMJC          | 1997          | 38-14            | .731        |
| NMJC          | 1998          | 40-18            | .690        |
| NMJC          | 1999          | 33-21            | .611        |
| NMJC          | 2000          | 41-14            | .745        |
| NMJC          | 2001          | 44-14            | .759        |
| NMJC          | 2002          | 43-10            | .811        |
| NMJC          | 2003          | 43-14            | .754        |
| NMJC          | 2004          | 47-10            | .825        |
| NMJC          | 2005          | 55-10            | .846        |
| NMJC          | 2006          | 49-8-1           | .853        |
| NMJC          | 2007          | 56-8-1           | .856        |
| <b>NMJC</b>   | <b>18 yrs</b> | <b>765-255-2</b> | <b>.750</b> |
| UNM           | 2008          | 34-25            | .576        |
| UNM           | 2009          | 37-20            | .649        |
| UNM           | 2010          | 38-22            | .633        |
| UNM           | 2011          | 20-41            | .328        |
| UNM           | 2012          | 37-24            | .607        |
| UNM           | 2013          | 37-22            | .627        |
| UNM           | 2014          | 37-20-1          | .647        |
| UNM           | 2015          | 32-27            | .559        |
| UNM           | 2016          | 39-23            | .629        |
| UNM           | 2017          | 30-27-1          | .526        |
| UNM           | 2018          | 20-33-1          | .380        |
| UNM           | 2019          | 18-22            | .450        |
| <b>UNM</b>    | <b>12 yrs</b> | <b>379-306-3</b> | <b>.553</b> |
| Career        | 32 yrs        | 1,197-634-5      | .653        |







# UNIVERSITY OF NEW MEXICO

## 2019 BASEBALL



### 2019 UNM BASEBALL ROSTER

#### POSITIONAL BREAKDOWN

##### PITCHERS (17)

##### Right-Handed (13)

|    |                  |       |
|----|------------------|-------|
| 2  | Tristin Lively   | Fr.   |
| 17 | Jack Murano      | Fr.   |
| 19 | Drew Gillespie   | Jr.   |
| 20 | Blake Walden     | Sr.   |
| 22 | Justin Slaten    | Jr.   |
| 23 | Nico Garza       | Jr.   |
| 25 | Drew Marrufo     | RsFr. |
| 29 | Chad Smith       | Sr.   |
| 30 | Jack White       | RsFr. |
| 32 | Malachi Emond    | Sr.   |
| 37 | Trevor Riley     | Fr.   |
| 43 | Kevin Conley     | Fr.   |
| 44 | Nathaniel Garley | Jr.   |

##### Left-Handed (4)

|    |                |     |
|----|----------------|-----|
| 18 | Matt Foster    | Fr. |
| 21 | Kenneth Waller | So. |
| 40 | Brian Coffey   | Jr. |
| 41 | Kyle Conley    | Fr. |

##### CATCHERS (3)

|    |                 |     |
|----|-----------------|-----|
| 4  | Reese O'Farrell | Jr. |
| 9  | Ediberto Reyes  | Fr. |
| 12 | Joseph Hagopian | Fr. |

##### INFELDERS (8)

|    |                    |       |
|----|--------------------|-------|
| 3  | Hayden Schilling   | Sr.   |
| 5  | Justin Watari      | Jr.   |
| 11 | Cameron Stevenson  | Fr.   |
| 13 | Connor Mang        | RsSo. |
| 26 | Nick Atkins        | So.   |
| 27 | Tyler Kelly        | Fr.   |
| 31 | Zack Doak          | Fr.   |
| 14 | Derek Marshall Jr. | Jr.   |

##### OUTFIELDERS (6)

|    |                 |       |
|----|-----------------|-------|
| 6  | Brayden Merritt | So.   |
| 7  | Jeff Deimling   | RsSr. |
| 15 | Jared Mang      | Sr.   |
| 16 | Tanner Baker    | Jr.   |
| 24 | Adam Adkins     | Sr.   |
| 34 | Daniel Durazo   | Fr.   |

##### UTILITY (1)

|    |                     |     |
|----|---------------------|-----|
| 35 | Micah Pietila-Wiggs | Fr. |
|----|---------------------|-----|

#### CLASS BREAKDOWN

|           |    |
|-----------|----|
| Freshman  | 15 |
| Sophomore | 5  |
| Junior    | 8  |
| Senior    | 7  |

#### HOME STATE

|             |   |            |    |
|-------------|---|------------|----|
| Arizona     | 4 | Nevada     | 1  |
| California  | 7 | New Mexico | 11 |
| Connecticut | 1 | Oklahoma   | 1  |
| Colorado    | 1 | Texas      | 8  |

International .....1

| #  | NAME                | POS.   | B/T | HT   | WT  | CLS   | HOMETOWN / PREVIOUS SCHOOL              |
|----|---------------------|--------|-----|------|-----|-------|---|
| 2  | Tristin Lively      | RHP    | R/R | 6-1  | 177 | Fr.   | Las Cruces, N.M. / Las Cruces HS        |
| 3  | Hayden Schilling    | IF/RHP | L/R | 5-11 | 190 | Sr.   | Santee, Calif. / West Hills HS          |
| 4  | Reese O'Farrell     | C      | R/R | 6-1  | 200 | Jr.   | Burlington, Ontario / Howard College    |
| 5  | Justin Watari       | INF    | L/R | 5-6  | 158 | Jr.   | Roseville, Calif. / Woodcreek HS        |
| 6  | Brayden Merritt     | OF     | L/R | 5-9  | 175 | So.   | Chandler, Ariz. / Hamilton HS           |
| 7  | Jeff Deimling       | OF     | R/R | 6-0  | 195 | R-Sr. | Albuquerque, N.M. / La Cueva HS         |
| 9  | Ediberto Reyes      | C/INF  | R/R | 5-11 | 178 | Fr.   | McAllen, Texas / Valley View HS         |
| 11 | Cameron Stevenson   | INF    | R/R | 6-1  | 195 | Fr.   | Roswell, N.M. / Goddard HS              |
| 12 | Joseph Hagopian     | C/INF  | L/R | 5-11 | 170 | Fr.   | West Sacramento, Calif. / Jesuit HS     |
| 13 | Connor Mang         | INF    | R/R | 5-11 | 200 | R-So. | Los Alamos, N.M. / Los Alamos HS        |
| 14 | Derek Marshall Jr.  | INF/OF | R/R | 6-1  | 233 | R-So. | Los Angeles, Calif. / Loyola HS         |
| 15 | Jared Mang          | OF     | R/R | 5-9  | 200 | Sr.   | Los Alamos, N.M. / Los Alamos HS        |
| 16 | Tanner Baker        | OF     | L/R | 6-1  | 199 | Jr.   | Phoenix, Ariz. / South Mountain CC      |
| 17 | Jack Murano         | RHP    | R/R | 6-7  | 185 | Fr.   | Rio Rancho, N.M. / Cleveland HS         |
| 18 | Matt Foster         | LHP    | L/L | 6-3  | 207 | Fr.   | Plano, Texas / Plano Senior HS          |
| 19 | Drew Gillespie      | RHP    | R/R | 6-1  | 192 | Jr.   | Albuquerque, N.M. / Sandia HS           |
| 20 | Blake Walden        | RHP    | R/R | 6-1  | 204 | Sr.   | Lubbock, Texas / Texas State            |
| 21 | Kenneth Waller      | LHP    | L/L | 6-2  | 218 | So.   | Fort Worth, Texas / Weatherford College |
| 22 | Justin Slaten       | RHP    | R/R | 6-4  | 197 | Jr.   | Longview, Texas / Hallsville HS         |
| 23 | Nico Garza          | RHP    | R/R | 5-11 | 189 | Jr.   | Lubbock, Texas / Cisco JC               |
| 24 | Adam Adkins         | OF     | R/R | 6-3  | 202 | Sr.   | Denver, Colo. / West Texas A&M          |
| 25 | Drew Marrufo        | RHP    | R/R | 6-1  | 202 | R-Fr. | Santa Teresa, NM / Santa Teresa HS      |
| 26 | Nick Atkins         | INF    | R/R | 5-8  | 152 | So.   | Venice, Calif. / Venice HS              |
| 27 | Tyler Kelly         | INF    | R/R | 5-9  | 170 | Fr.   | Cottonwood, Ariz. / Mingus HS           |
| 29 | Chad Smith          | RHP    | R/R | 6-4  | 210 | Sr.   | Albuquerque, N.M. / La Cueva HS         |
| 30 | Jack White          | RHP    | R/R | 6-3  | 195 | R-Fr. | Albuquerque, NM / Cibola HS             |
| 31 | Zack Doak           | INF    | R/R | 6-0  | 195 | Fr.   | Tulsa, Okla. / Tulsa Union HS           |
| 32 | Malachi Emond       | RHP    | R/R | 6-3  | 233 | Sr.   | Coventry, Conn. / Western Oklahoma JC   |
| 34 | Daniel Durazo       | OF     | L/R | 5-11 | 190 | Fr.   | Nogales, Ariz. / Salpointe Catholic HS  |
| 35 | Micah Pietila-Wiggs | UTL    | R/R | 5-9  | 166 | Fr.   | Chula Vista, Calif. / Eastlake HS       |
| 37 | Trevor Riley        | RHP    | R/R | 6-2  | 175 | Fr.   | Poway, Calif. / Poway HS                |
| 40 | Brian Coffey        | LHP    | L/L | 6-1  | 221 | Jr.   | Las Vegas, Nev. / Bishop Gorman HS      |
| 41 | Kyle Conley         | LHP    | L/L | 5-9  | 173 | Fr.   | Spring, Texas / Oak Ridge HS            |
| 43 | Kevin Conley        | RHP    | R/R | 5-9  | 155 | Fr.   | Spring, Texas / Oak Ridge HS            |
| 44 | Nathaniel Garley    | RHP    | R/R | 6-3  | 221 | Jr.   | Albuquerque, N.M. / Eldorado HS         |

#### COACHING STAFF

|                                      |                                 |
|--------------------------------------|---------------------------------|
| Head Coach                           | 1 Ray Birmingham (12th season)  |
| Pitching Coach                       | 33 Brandon Higelin (1st season) |
| Infield Coach/Recruiting Coordinator | 45 Jon Coyne (1st season)       |
| Catching Coach                       | 8 Nate Causey (1st season)      |
| Director of Operations               | John Bentley                    |
| Graduate Manager                     | Dante Mileta                    |
| Strength Coach                       | John McWilliams                 |
| Athletic Trainer                     | Robert Rimorin                  |
| Athletic Communications              | Daniel Gallegos                 |

#### PRONUNCIATION GUIDE

|    |                            |                         |
|----|----------------------------|-------------------------|
| 5  | Justin <b>WATARI</b>       | (Wa - Tar - Ee)         |
| 19 | Drew <b>GILLESPIE</b>      | (Guh - less - PEE)      |
| 7  | Jeff <b>DEIMLING</b>       | (Dime - ling)           |
| 25 | Drew <b>MARRUFO</b>        | (Ma - Roof - oh)        |
| 9  | <b>EDIBERTO</b> Reyes      | (Eddie - Bear - Toe)    |
| 12 | Joseph <b>HAGOPIAN</b>     | (Ha - Go - Pee - Un)    |
| 32 | Malachi <b>EMOND</b>       | (Em - und)              |
| 17 | Jack <b>MURANO</b>         | (Mur - on - oh)         |
| 35 | Micah <b>PIETILA-WIGGS</b> | (Pee - et - la - Wiggs) |



# UNIVERSITY OF NEW MEXICO

## 2019 BASEBALL



### TV/PHOTO ROSTER



**TRISTIN LIVELY**  
RHP | 6-1 | Fr.  
LAS CRUCES, N.M.



**HAYDEN SCHILLING**  
INF | 5-11 | Sr.  
SANTEE, CALIF.



**REESE O'FARRELL**  
C | 6-1 | Jr.  
BURLINGTON, CANADA



**JUSTIN WATARI**  
INF | 5-6 | Jr.  
ROSEVILLE, CALIF.



**BRAYDEN MERRITT**  
OF | 5-9 | So.  
CHANDLER, ARIZ.



**JEFF DEIMLING**  
OF | 6-0 | RsSr.  
ALBUQUERQUE, N.M.



**EDIBERTO REYES**  
C/INF | 5-11 | Fr.  
MCALLEN, TEXAS



**CAMERON STEVENSON**  
INF | 6-1 | Fr.  
ROSWELL, N.M.



**JOSEPH HAGOPIAN**  
C/INF | 5-11 | Fr.  
W. SACRAMENTO, CALIF.



**CONNOR MANG**  
INF | 5-11 | RsSo.  
LOS ALAMOS, N.M.




**DEREK MARSHALL JR.**  
INF/OF | 6-3 | RsSo.  
LOS ANGELES, CALIF.



**JARED MANG**  
OF | 5-9 | Sr.  
LOS ALAMOS, N.M.



**TANNER BAKER**  
OF | 6-1 | Jr.  
PHOENIX, ARIZ.



**JACK MURANO**  
RHP | 6-7 | Fr.  
RIO RANCHO, N.M.



**MATT FOSTER**  
LHP | 6-3 | Fr.  
PLANO, TEXAS



**DREW GILLESPIE**  
RHP | 6-1 | Jr.  
ALBUQUERQUE, N.M.



**BLAKE WALDEN**  
RHP | 6-1 | Sr.  
LUBBOCK, TEXAS



**KENNETH WALLER**  
LHP | 6-2 | So.  
FORT WORTH, TEXAS



**JUSTIN SLATEN**  
RHP | 6-4 | Jr.  
LONGVIEW, TEXAS



**NICO GARZA**  
RHP | 5-11 | Jr.  
LUBBOCK, TEXAS



**ADAM ADKINS**  
OF | 6-3 | Sr.  
DENVER, COLO.




**DREW MARRUFO**  
RHP | 6-1 | RsFr.  
SANTA TERESA, N.M.



**NICK ATKINS**  
INF | 5-8 | So.  
VENICE, CALIF.



**TYLER KELLY**  
INF | 5-9 | Fr.  
COTTONWOOD, ARIZ.



**CHAD SMITH**  
RHP | 6-4 | Sr.  
ALBUQUERQUE, N.M.



**JACK WHITE**  
RHP | 6-3 | RsFr.  
ALBUQUERQUE, N.M.



**ZACK DOAK**  
INF | 6-1 | Fr.  
TULSA, OKLA.




**MALACHI EMOND**  
RHP | 6-3 | Sr.  
COVENTRY, CONN.



**DANIEL DURAZO**  
OF | 5-11 | Fr.  
NOGALES, ARIZ.



**MICAH PIETILA-WIGGS**  
UTL | 5-9 | Fr.  
CHULA VISTA, CALIF.



**TREVOR RILEY**  
RHP | 6-2 | Fr.  
POWAY, CALIF.



**BRIAN COFFEY**  
LHP | 6-1 | Jr.  
LAS VEGAS, NEV.



**KYLE CONLEY**  
LHP | 5-9 | Fr.  
SPRING, TEXAS



**KEVIN CONLEY**  
RHP | 5-9 | Jr.  
SPRING, TEXAS



**NATHANIEL GARLEY**  
RHP | 6-3 | Jr.  
ALBUQUERQUE, N.M.



**RAY BIRMINGHAM**  
HEAD COACH  
12TH SEASON



**BRANDON HIGELIN**  
PITCHING COACH  
1ST SEASON



**JON COYNE**  
INF/INF/RECRUITING  
1ST SEASON



**NATE CAUSEY**  
CATCHERS  
1ST SEASON



**JOHN BENTLEY**  
DIR. OF OPERATIONS  
1ST SEASON



# UNIVERSITY OF NEW MEXICO

## 2019 BASEBALL



### BY THE NUMBERS

#### MULTI-HIT GAMES

| Name               | 2         | 3         | 4        | 5+       | Total      |
|--------------------|-----------|-----------|----------|----------|------------|
| MANG, Jared        | 12        | 5         | 2        | -        | 19         |
| MANG, Connor       | 10        | 6         | -        | 1        | 17         |
| SCHILLING, Hayden  | 11        | 4         | -        | -        | 15         |
| KELLY, Tyler       | 5         | 7         | -        | -        | 12         |
| WATARI, Justin     | 9         | 2         | -        | -        | 11         |
| DEIMLING, Jeff     | 8         | -         | 1        | -        | 9          |
| BAKER, Tanner      | 7         | 1         | 1        | -        | 9          |
| O'FARRELL, Reese   | 6         | -         | -        | -        | 6          |
| MERRITT, Brayden   | 4         | 1         | -        | -        | 5          |
| REYES, Ediberto    | 4         | -         | -        | -        | 4          |
| MARSHALL JR, Derek | 3         | -         | -        | -        | 3          |
| ADKINS, Adam       | 2         | -         | -        | -        | 2          |
| DOAK, Zack         | -         | 1         | -        | -        | 1          |
| <b>TEAM</b>        | <b>81</b> | <b>27</b> | <b>4</b> | <b>1</b> | <b>113</b> |

#### CAREER MULTI-HIT GAMES

| Name               | '15/'16 | '17 | '18 | '19 | Total |
|--------------------|---------|-----|-----|-----|-------|
| MANG, Jared        | --/11   | 24  | 7   | 19  | 61    |
| SCHILLING, Hayden  | 7/--    | 13  | 17  | 15  | 52    |
| MANG, Connor       | --/--   | --  | 15  | 17  | 32    |
| WATARI, Justin     | --/--   | 4   | 14  | 11  | 29    |
| DEIMLING, Jeff     | --/--   | --  | 9   | 9   | 18    |
| MERRITT, Brayden   | --/--   | --  | 12  | 5   | 17    |
| KELLY, Tyler       | --/--   | --  | --  | 12  | 12    |
| BAKER, Tanner      | --/--   | --  | --  | 9   | 9     |
| MARSHALL JR, Derek | --/--   | --  | 5   | 3   | 8     |
| O'FARRELL, Reese   | --/--   | --  | --  | 6   | 6     |
| REYES, Ediberto    | --/--   | --  | --  | 4   | 4     |
| ATKINS, Nick       | --/--   | --  | 2   | --  | 2     |
| ADKINS, Adam       | --/--   | --  | --  | 2   | 2     |
| DOAK, Zack         | --/--   | --  | --  | 1   | 1     |

#### MULTI-RBI GAMES

| Name               | 2         | 3         | 4        | 5+       | Total     |
|--------------------|-----------|-----------|----------|----------|-----------|
| MANG, Jared        | 8         | 3         | 2        | -        | 13        |
| MANG, Connor       | 8         | 2         | 1        | 1        | 12        |
| DEIMLING, Jeff     | 6         | 1         | 2        | 1        | 10        |
| KELLY, Tyler       | 5         | 1         | -        | -        | 6         |
| SCHILLING, Hayden  | 2         | 1         | -        | 1        | 4         |
| MARSHALL JR, Derek | 3         | 1         | -        | -        | 4         |
| O'FARRELL, Reese   | 3         | 1         | -        | -        | 4         |
| DOAK, Zack         | 2         | 1         | -        | -        | 3         |
| BAKER, Tanner      | 2         | 1         | -        | -        | 3         |
| ADKINS, Adam       | 2         | -         | -        | -        | 2         |
| WATARI, Justin     | 1         | 1         | -        | -        | 2         |
| REYES, Ediberto    | 2         | -         | -        | -        | 2         |
| <b>TEAM</b>        | <b>44</b> | <b>13</b> | <b>5</b> | <b>3</b> | <b>65</b> |

#### CAREER MULTI-RBI GAMES

| Name               | '15/'16 | '17 | '18 | '19 | Total |
|--------------------|---------|-----|-----|-----|-------|
| MANG, Jared        | --/6    | 16  | 9   | 13  | 44    |
| SCHILLING, Hayden  | 3/--    | 8   | 6   | 4   | 21    |
| MANG, Connor       | --/--   | --  | 7   | 12  | 19    |
| DEIMLING, Jeff     | --/--   | --  | 7   | 10  | 17    |
| WATARI, Justin     | --/--   | 3   | 5   | 2   | 10    |
| MARSHALL JR, Derek | --/--   | --  | 3   | 4   | 7     |
| KELLY, Tyler       | --/--   | --  | --  | 6   | 6     |
| MERRITT, Brayden   | --/--   | --  | 4   | --  | 4     |
| O'FARRELL, Reese   | --/--   | --  | --  | 4   | 4     |
| BAKER, Tanner      | --/--   | --  | --  | 3   | 3     |
| DOAK, Zack         | --/--   | --  | --  | 3   | 3     |
| REYES, Ediberto    | --/--   | --  | --  | 2   | 2     |
| ADKINS, Adam       | --/--   | --  | --  | 2   | 2     |

#### Inning-By-Inning Scoring Summary

| Team       | 1  | 2  | 3  | 4  | 5  | 6  | 7  | 8  | 9  | Ex. | Totals |
|------------|----|----|----|----|----|----|----|----|----|-----|--------|
| New Mexico | 34 | 24 | 33 | 39 | 40 | 20 | 32 | 21 | 19 | 0   | 262    |
| Opponents  | 37 | 20 | 32 | 45 | 29 | 44 | 29 | 36 | 18 | 3   | 293    |

#### HOME RUN TRACKER

| Name               | Solo     | 2R       | 3R       | GS        | Total     |
|--------------------|----------|----------|----------|-----------|-----------|
| DEIMLING, Jeff     | --       | 1        | 3        | --        | 4         |
| MANG, Connor       | --       | 1        | 2        | --        | 3         |
| MANG, Jared        | 1        | 2        | --       | --        | 3         |
| MARSHALL JR, Derek | --       | 1        | 1        | --        | 2         |
| DOAK, Zack         | --       | 1        | --       | --        | 1         |
| SCHILLING, Hayden  | 1        | --       | --       | --        | 1         |
| KELLY, Tyler       | --       | 1        | --       | --        | 1         |
| <b>TEAM</b>        | <b>2</b> | <b>7</b> | <b>6</b> | <b>--</b> | <b>15</b> |

#### Breakdown

|                                |                          |
|--------------------------------|--------------------------|
| Total                          | 15                       |
| At Santa Ana Star Field        | 10                       |
| On the Road                    | 3                        |
| At Neutral Site                | 2                        |
| vs. RHP                        | 3                        |
| vs. LHP                        | 4                        |
| w/ 0 outs                      | 5                        |
| w/ 1 out                       | 4                        |
| w/ 2 outs                      | 6                        |
| Solo                           | 2                        |
| Two-Run                        | 7                        |
| Three-Run                      | 6                        |
| Grand Slam                     | --                       |
| Back-to-Back                   | --                       |
| Pinch-Hit                      | --                       |
| Walk-Off                       | --                       |
| Before the 7th Inning          | 12                       |
| 7th Inning and Beyond          | 3                        |
| Opponent Total                 | 25                       |
| Last HR Given Up               | 4/20/19 vs. UC Riverside |
| Longest Stretch w/o HR Allowed | 5                        |

#### STREAKS

##### Hitting

| Name               | Current | 2019 Long | Career Long |
|--------------------|---------|-----------|-------------|
| KELLY, Tyler       | 6       | 6         | 6           |
| SCHILLING, Hayden  | 4       | 6         | 12          |
| BAKER, Tanner      | 1       | 6         | 6           |
| MANG, Jared        | -       | 18        | 18          |
| MANG, Connor       | 6       | 8         | 8           |
| WATARI, Justin     | -       | 6         | 7           |
| MARSHALL JR, Derek | 2       | 3         | 4           |
| DEIMLING, Jeff     | 3       | 5         | 7           |
| MERRITT, Brayden   | -       | 2         | 5           |
| ATKINS, Nick       | 1       | 2         | 2           |
| O'FARRELL, Reese   | -       | 6         | 6           |
| REYES, Ediberto    | -       | 6         | 6           |
| DOAK, Zack         | -       | 3         | 3           |
| ADKINS, Adam       | 1       | 2         | 2           |

##### Reached Base

| Name                | Current | 2019 Long | Career Long |
|---------------------|---------|-----------|-------------|
| MANG, Jared         | -       | 20        | 20          |
| MANG, Connor        | 8       | 12        | 12          |
| WATARI, Justin      | -       | 21        | 21          |
| BAKER, Tanner       | 1       | 7         | 7           |
| KELLY, Tyler        | 10      | 10        | 10          |
| SCHILLING, Hayden   | 4       | 11        | 22          |
| MARSHALL JR, Derek  | 2       | 9         | 9           |
| O'FARRELL, Reese    | 7       | 7         | 7           |
| DEIMLING, Jeff      | 3       | 5         | 9           |
| MERRITT, Brayden    | -       | 5         | 9           |
| ATKINS, Nick        | 1       | 2         | 2           |
| ADKINS, Adam        | 1       | 4         | 4           |
| REYES, Ediberto     | 1       | 11        | 11          |
| DOAK, Zack          | -       | 3         | 3           |
| PIETLA-WIGGS, Micah | -       | 1         | 1           |



# UNIVERSITY OF NEW MEXICO

## 2019 BASEBALL



### BY THE NUMBERS

#### STARTERS GAME-BY-GAME

| Name              | W-L          | IP           | H          | R          | ER         | BB        | K          |
|-------------------|--------------|--------------|------------|------------|------------|-----------|------------|
| No. 8 Oregon St.  | ND           | 5.0          | 1          | 0          | 0          | 5         | 5          |
| No. 24 Minnesota  | 1-0          | 7.0          | 3          | 1          | 1          | 3         | 6          |
| Gonzaga           | ND           | 3.1          | 3          | 4          | 4          | 4         | 0          |
| No. 7 Oregon St.  | 0-1          | 5.0          | 6          | 3          | 2          | 3         | 2          |
| Niagara           | ND           | 7.0          | 2          | 1          | 1          | 2         | 10         |
| Niagara           | 1-0          | 7.0          | 7          | 0          | 0          | 1         | 9          |
| Niagara           | 1-0          | 6.0          | 9          | 3          | 3          | 1         | 3          |
| Niagara           | 1-0          | 5.0          | 1          | 0          | 0          | 2         | 3          |
| Arizona           | ND           | 6.0          | 5          | 4          | 4          | 1         | 3          |
| San Jose St.      | 1-0          | 6.0          | 6          | 1          | 1          | 1         | 9          |
| San Jose St.      | ND           | 6.0          | 12         | 5          | 4          | 2         | 0          |
| San Jose St.      | 0-1          | 2.2          | 6          | 4          | 4          | 3         | 2          |
| Cal St. Fullerton | 1-0          | 6.1          | 6          | 4          | 3          | 5         | 7          |
| Cal St. Fullerton | 1-0          | 5.0          | 8          | 3          | 3          | 2         | 3          |
| Cal St. Fullerton | ND           | 5.0          | 10         | 7          | 7          | 0         | 1          |
| Nevada            | 0-1          | 6.0          | 8          | 4          | 2          | 2         | 4          |
| Nevada            | 1-0          | 7.0          | 5          | 1          | 1          | 0         | 4          |
| Nevada            | 0-1          | 2.2          | 4          | 5          | 3          | 2         | 1          |
| No. 25 Oklahoma   | 0-1          | 3.2          | 5          | 3          | 3          | 5         | 4          |
| No. 25 Oklahoma   | 0-1          | 1.0          | 3          | 3          | 3          | 1         | 3          |
| San Diego State   | 0-1          | 7.0          | 6          | 4          | 4          | 2         | 8          |
| San Diego State   | 0-1          | 3.2          | 9          | 7          | 5          | 0         | 1          |
| San Diego State   | ND           | 4.0          | 6          | 3          | 3          | 0         | 2          |
| New Mexico State  | ND           | 1.0          | 2          | 4          | 4          | 4         | 0          |
| UNLV              | 1-0          | 8.0          | 3          | 2          | 2          | 4         | 10         |
| UNLV              | 0-1          | 7.0          | 8          | 3          | 3          | 1         | 4          |
| UNLV              | 1-0          | 6.0          | 8          | 2          | 2          | 2         | 7          |
| No. 11 Texas Tech | 0-1          | 3.0          | 5          | 5          | 5          | 2         | 2          |
| No. 11 Texas Tech | ND           | 2.1          | 8          | 8          | 8          | 2         | 1          |
| San Jose St.      | 0-1          | 7.0          | 7          | 3          | 1          | 0         | 8          |
| San Jose St.      | 0-1          | 3.0          | 7          | 5          | 5          | 2         | 0          |
| San Jose St.      | 0-1          | 6.0          | 5          | 4          | 3          | 0         | 3          |
| Nevada            | 1-0          | 7.0          | 9          | 4          | 4          | 1         | 12         |
| Nevada            | 0-1          | 2.1          | 3          | 1          | 1          | 1         | 2          |
| Nevada            | 0-1          | 4.2          | 9          | 7          | 7          | 1         | 6          |
| New Mexico State  | ND           | 2.1          | 4          | 3          | 3          | 2         | 4          |
| UC Riverside      | ND           | 2.0          | 10         | 9          | 9          | 0         | 1          |
| UC Riverside      | ND           | 5.2          | 10         | 6          | 5          | 3         | 10         |
| UC Riverside      | ND           | 5.0          | 12         | 5          | 4          | 2         | 4          |
| No. 15 Texas Tech | ND           | 0.2          | 2          | 2          | 2          | 0         | 0          |
| <b>TEAM</b>       | <b>11-15</b> | <b>190.1</b> | <b>243</b> | <b>143</b> | <b>129</b> | <b>75</b> | <b>163</b> |

#### BULLPEN GAME-BY-GAME

| Opponent          | W-L-S         | IP           | H          | R          | ER         | BB        | K          |
|-------------------|---------------|--------------|------------|------------|------------|-----------|------------|
| No. 8 Oregon St.  | 0-1-0         | 3.0          | 5          | 6          | 3          | 3         | 2          |
| No. 24 Minnesota  | 0-0-0         | 2.0          | 1          | 0          | 0          | 3         | 4          |
| Gonzaga           | 1-0-1         | 5.2          | 3          | 0          | 0          | 2         | 4          |
| No. 7 Oregon St.  | 0-0-0         | 3.0          | 3          | 2          | 2          | 4         | 1          |
| Niagara           | 0-1-0         | 2.0          | 4          | 4          | 4          | 3         | 2          |
| Niagara           | 0-0-1         | 2.0          | 2          | 3          | 0          | 1         | 3          |
| Niagara           | 0-0-0         | 1.0          | 2          | 0          | 0          | 0         | 0          |
| Niagara           | 0-0-1         | 4.0          | 5          | 4          | 4          | 2         | 4          |
| Arizona           | 1-0-1         | 3.0          | 1          | 0          | 0          | 0         | 3          |
| San Jose St.      | 0-0-0         | 3.0          | 2          | 1          | 1          | 4         | 2          |
| San Jose St.      | 1-0-0         | 3.0          | 3          | 1          | 1          | 1         | 2          |
| San Jose St.      | 0-0-0         | 6.1          | 18         | 18         | 17         | 5         | 6          |
| Cal St. Fullerton | 0-0-1         | 2.2          | 2          | 0          | 0          | 0         | 2          |
| Cal St. Fullerton | 0-0-0         | 4.0          | 10         | 8          | 7          | 1         | 1          |
| Cal St. Fullerton | 0-1-0         | 4.0          | 11         | 6          | 6          | 1         | 6          |
| Nevada            | 0-0-0         | 2.0          | 3          | 1          | 1          | 1         | 0          |
| Nevada            | 0-0-0         | 2.0          | 2          | 2          | 2          | 2         | 2          |
| Nevada            | 0-0-0         | 5.1          | 3          | 1          | 1          | 1         | 3          |
| No. 25 Oklahoma   | 0-0-0         | 5.1          | 6          | 5          | 4          | 6         | 8          |
| No. 25 Oklahoma   | 0-0-0         | 8.0          | 8          | 5          | 5          | 7         | 7          |
| San Diego State   | 0-0-0         | 2.0          | 2          | 0          | 0          | 0         | 2          |
| San Diego State   | 0-0-0         | 5.1          | 10         | 12         | 12         | 3         | 6          |
| San Diego State   | 1-0-1         | 5.0          | 7          | 1          | 1          | 0         | 4          |
| New Mexico State  | 0-1-0         | 7.0          | 9          | 9          | 5          | 5         | 5          |
| UNLV              | 0-0-1         | 1.0          | 0          | 0          | 0          | 0         | 1          |
| UNLV              | 0-0-0         | 1.0          | 4          | 5          | 4          | 3         | 2          |
| UNLV              | 0-0-0         | 3.0          | 5          | 2          | 2          | 1         | 5          |
| No. 11 Texas Tech | 0-0-0         | 6.0          | 9          | 10         | 10         | 4         | 6          |
| No. 11 Texas Tech | 1-0-1         | 6.2          | 7          | 1          | 1          | 2         | 7          |
| San Jose St.      | 0-0-0         | 1.0          | 3          | 1          | 1          | 0         | 2          |
| San Jose St.      | 0-0-0         | 5.0          | 5          | 3          | 2          | 6         | 4          |
| San Jose St.      | 0-0-0         | 2.0          | 2          | 1          | 1          | 0         | 1          |
| Nevada            | 0-0-1         | 2.0          | 0          | 0          | 0          | 0         | 5          |
| Nevada            | 0-0-0         | 6.2          | 3          | 2          | 2          | 2         | 8          |
| Nevada            | 0-0-0         | 4.1          | 3          | 7          | 2          | 3         | 7          |
| New Mexico State  | 0-1-0         | 7.2          | 9          | 8          | 6          | 5         | 6          |
| UC Riverside      | 0-1-0         | 7.0          | 7          | 9          | 7          | 4         | 7          |
| UC Riverside      | 1-0-0         | 3.1          | 6          | 4          | 4          | 0         | 4          |
| UC Riverside      | 1-0-1         | 4.0          | 3          | 4          | 3          | 1         | 3          |
| No. 15 Texas Tech | 0-1-0         | 7.1          | 10         | 4          | 4          | 7         | 8          |
| <b>TEAM</b>       | <b>7-7-10</b> | <b>158.2</b> | <b>199</b> | <b>150</b> | <b>123</b> | <b>93</b> | <b>155</b> |





# UNIVERSITY OF NEW MEXICO

## 2019 BASEBALL



### GAME-BY-GAME HITTING

| Date   | Opponent             | AB   | R   | H   | RBI | 2B | 3B | HR | BB  | IBB | SB | CS | HBP | SAC | SF | GDP | K   | PO   | A   | E  | Avg. |
|--------|----------------------|------|-----|-----|-----|----|----|----|-----|-----|----|----|-----|-----|----|-----|-----|------|-----|----|------|
| 2/15   | ! No. 8 Oregon St.   | 33   | 5   | 9   | 5   | 1  | 0  | 1  | 5   | 1   | 0  | 0  | 0   | 1   | 0  | 2   | 6   | 24   | 8   | 3  | .273 |
| 2/16   | ! No. 24 Minnesota   | 40   | 11  | 15  | 9   | 5  | 0  | 0  | 6   | 0   | 0  | 1  | 2   | 1   | 0  | 2   | 8   | 27   | 7   | 0  | .329 |
| 2/17   | ! Gonzaga            | 31   | 6   | 11  | 6   | 0  | 1  | 1  | 3   | 1   | 0  | 0  | 0   | 1   | 1  | 1   | 5   | 27   | 10  | 1  | .337 |
| 2/18   | ! No. 7 Oregon St.   | 29   | 0   | 6   | 0   | 3  | 0  | 0  | 2   | 0   | 0  | 0  | 0   | 2   | 0  | 0   | 9   | 24   | 9   | 2  | .308 |
| 2/23   | NIAGARA              | 35   | 3   | 10  | 3   | 1  | 1  | 0  | 1   | 0   | 0  | 0  | 1   | 0   | 0  | 2   | 3   | 27   | 9   | 2  | .304 |
| 2/23   | NIAGARA              | 29   | 5   | 6   | 4   | 2  | 0  | 0  | 4   | 0   | 1  | 0  | 0   | 0   | 1  | 1   | 8   | 27   | 8   | 3  | .289 |
| 2/24   | NIAGARA              | 32   | 13  | 12  | 12  | 4  | 1  | 1  | 6   | 0   | 4  | 0  | 0   | 0   | 1  | 0   | 3   | 21   | 10  | 1  | .301 |
| 2/24   | NIAGARA              | 30   | 7   | 7   | 6   | 1  | 0  | 0  | 6   | 0   | 3  | 1  | 1   | 0   | 2  | 0   | 4   | 27   | 12  | 0  | .293 |
| 2/27   | at Arizona           | 35   | 5   | 11  | 4   | 3  | 0  | 0  | 3   | 0   | 0  | 0  | 1   | 1   | 0  | 1   | 7   | 27   | 7   | 0  | .296 |
| 3/1    | * SAN JOSE ST.       | 34   | 14  | 10  | 12  | 2  | 1  | 0  | 12  | 0   | 4  | 0  | 1   | 0   | 1  | 0   | 11  | 27   | 7   | 2  | .296 |
| 3/2    | * SAN JOSE ST.       | 34   | 7   | 9   | 5   | 2  | 0  | 0  | 6   | 0   | 1  | 2  | 0   | 1   | 0  | 0   | 1   | 27   | 15  | 2  | .293 |
| 3/3    | * SAN JOSE ST.       | 45   | 18  | 18  | 15  | 3  | 1  | 3  | 7   | 0   | 3  | 0  | 1   | 0   | 0  | 0   | 5   | 27   | 7   | 1  | .305 |
| 3/8    | CAL STATE FULLERTON  | 29   | 6   | 8   | 6   | 1  | 1  | 1  | 2   | 0   | 1  | 0  | 1   | 2   | 0  | 2   | 6   | 27   | 13  | 2  | .303 |
| 3/9    | CAL STATE FULLERTON  | 42   | 18  | 19  | 18  | 4  | 0  | 2  | 7   | 0   | 1  | 0  | 2   | 0   | 1  | 0   | 2   | 27   | 14  | 0  | .316 |
| 3/10   | CAL STATE FULLERTON  | 42   | 7   | 15  | 7   | 1  | 2  | 1  | 2   | 0   | 1  | 0  | 0   | 0   | 0  | 0   | 8   | 27   | 14  | 0  | .319 |
| 3/15   | at Nevada            | 34   | 3   | 8   | 3   | 2  | 2  | 0  | 1   | 0   | 1  | 0  | 0   | 0   | 0  | 0   | 8   | 24   | 8   | 1  | .314 |
| 3/16   | at Nevada            | 37   | 9   | 12  | 8   | 2  | 0  | 2  | 4   | 0   | 0  | 1  | 1   | 0   | 1  | 1   | 5   | 27   | 8   | 0  | .315 |
| 3/17   | at Nevada            | 32   | 4   | 9   | 4   | 3  | 0  | 1  | 1   | 0   | 1  | 0  | 2   | 0   | 0  | 2   | 5   | 24   | 15  | 4  | .313 |
| 3/19   | No. 25 OKLAHOMA      | 33   | 1   | 8   | 1   | 1  | 0  | 0  | 2   | 0   | 0  | 0  | 0   | 0   | 0  | 2   | 6   | 27   | 8   | 2  | .309 |
| 3/20   | No. 25 OKLAHOMA      | 37   | 6   | 9   | 6   | 1  | 0  | 1  | 3   | 0   | 2  | 0  | 0   | 0   | 0  | 0   | 7   | 27   | 15  | 0  | .306 |
| 3/22   | SAN DIEGO STATE      | 34   | 2   | 8   | 2   | 3  | 0  | 0  | 2   | 0   | 0  | 1  | 1   | 0   | 0  | 2   | 2   | 27   | 12  | 0  | .303 |
| 3/23   | SAN DIEGO STATE      | 34   | 3   | 9   | 3   | 3  | 1  | 0  | 4   | 0   | 0  | 0  | 0   | 0   | 0  | 1   | 4   | 27   | 10  | 1  | .301 |
| 3/24   | SAN DIEGO STATE      | 40   | 13  | 14  | 13  | 4  | 0  | 0  | 6   | 1   | 1  | 0  | 1   | 0   | 0  | 2   | 6   | 27   | 8   | 1  | .303 |
| 3/26   | at New Mexico State  | 34   | 5   | 10  | 5   | 0  | 0  | 0  | 7   | 0   | 5  | 0  | 1   | 0   | 1  | 2   | 9   | 24   | 16  | 0  | .303 |
| 3/29   | at UNLV              | 35   | 3   | 9   | 3   | 0  | 0  | 0  | 4   | 0   | 0  | 0  | 0   | 1   | 0  | 1   | 9   | 27   | 9   | 1  | .301 |
| 3/30   | at UNLV              | 28   | 0   | 1   | 0   | 0  | 0  | 0  | 3   | 0   | 0  | 0  | 0   | 0   | 0  | 0   | 9   | 24   | 8   | 1  | .293 |
| 3/31   | at UNLV              | 35   | 7   | 13  | 6   | 1  | 1  | 0  | 3   | 0   | 1  | 0  | 0   | 3   | 1  | 2   | 9   | 27   | 9   | 2  | .296 |
| 4/2    | No. 11 TEXAS TECH    | 36   | 6   | 11  | 4   | 3  | 1  | 0  | 4   | 0   | 2  | 1  | 1   | 1   | 0  | 0   | 5   | 27   | 6   | 0  | .296 |
| 4/3    | No. 11 TEXAS TECH    | 33   | 12  | 13  | 11  | 1  | 0  | 0  | 4   | 0   | 4  | 0  | 0   | 4   | 2  | 0   | 7   | 27   | 10  | 1  | .299 |
| 4/5    | at San Jose State    | 28   | 2   | 3   | 2   | 0  | 0  | 0  | 5   | 0   | 3  | 0  | 1   | 1   | 0  | 1   | 14  | 24   | 7   | 2  | .294 |
| 4/6    | at San Jose State    | 33   | 3   | 8   | 1   | 0  | 0  | 0  | 8   | 0   | 2  | 0  | 1   | 1   | 0  | 1   | 6   | 24   | 11  | 1  | .293 |
| 4/7    | at San Jose State    | 29   | 1   | 3   | 1   | 0  | 0  | 0  | 2   | 0   | 2  | 0  | 0   | 0   | 0  | 1   | 4   | 24   | 13  | 2  | .288 |
| 4/12   | NEVADA               | 33   | 6   | 10  | 6   | 6  | 1  | 1  | 0   | 0   | 1  | 1  | 3   | 0   | 1  | 0   | 3   | 27   | 6   | 0  | .288 |
| 4/13   | NEVADA               | 27   | 0   | 4   | 0   | 0  | 1  | 0  | 4   | 0   | 2  | 0  | 1   | 1   | 0  | 2   | 3   | 27   | 9   | 1  | .285 |
| 4/14   | NEVADA               | 39   | 8   | 14  | 7   | 5  | 0  | 0  | 1   | 0   | 1  | 1  | 2   | 0   | 1  | 0   | 7   | 27   | 10  | 4  | .287 |
| 4/16   | NEW MEXICO STATE     | 48   | 8   | 18  | 8   | 6  | 1  | 0  | 5   | 0   | 3  | 0  | 1   | 0   | 0  | 0   | 5   | 30   | 7   | 1  | .291 |
| 4/18   | UC RIVERSIDE         | 40   | 10  | 14  | 9   | 3  | 0  | 0  | 5   | 0   | 3  | 0  | 1   | 1   | 0  | 0   | 7   | 27   | 11  | 2  | .292 |
| 4/19   | UC RIVERSIDE         | 34   | 11  | 14  | 9   | 3  | 0  | 0  | 9   | 1   | 1  | 0  | 1   | 2   | 1  | 2   | 2   | 27   | 8   | 1  | .296 |
| 4/20   | UC RIVERSIDE         | 36   | 10  | 13  | 8   | 7  | 0  | 0  | 4   | 0   | 5  | 3  | 0   | 0   | 0  | 0   | 4   | 27   | 12  | 4  | .297 |
| 4/23   | at No. 15 Texas Tech | 30   | 4   | 5   | 3   | 0  | 0  | 0  | 5   | 0   | 0  | 0  | 1   | 1   | 0  | 1   | 13  | 24   | 7   | 0  | .294 |
| Totals |                      | 1379 | 262 | 406 | 235 | 87 | 16 | 15 | 168 | 4   | 59 | 12 | 29  | 25  | 15 | 34  | 245 | 1047 | 393 | 51 | .294 |



# UNIVERSITY OF NEW MEXICO

## 2019 BASEBALL



### GAME-BY-GAME PITCHING

| Date   | Opponent             | IP    | H   | R   | ER  | BB  | SO  | 2B | 3B | HR | WP | BK | HBP | DP | IBB | Score   | W  | L  | SV | ERA  |
|--------|----------------------|-------|-----|-----|-----|-----|-----|----|----|----|----|----|-----|----|-----|---------|----|----|----|------|
| 2/15   | ! No. 8 Oregon St.   | 8.0   | 6   | 6   | 3   | 8   | 7   | 2  | 0  | 0  | 0  | 0  | 1   | 0  | 0   | 5-6     | 0  | 1  | 0  | 3.38 |
| 2/16   | ! No. 24 Minnesota   | 9.0   | 4   | 1   | 1   | 6   | 10  | 0  | 0  | 0  | 0  | 0  | 0   | 0  | 0   | 11-1    | 1  | 1  | 0  | 2.12 |
| 2/17   | ! Gonzaga            | 9.0   | 6   | 4   | 4   | 6   | 4   | 2  | 0  | 0  | 3  | 0  | 1   | 1  | 0   | 6-4     | 2  | 1  | 1  | 2.77 |
| 2/18   | ! No. 7 Oregon St.   | 8.0   | 9   | 5   | 4   | 7   | 3   | 1  | 0  | 1  | 1  | 0  | 1   | 1  | 1   | 0-5     | 2  | 2  | 1  | 3.18 |
| 2/23   | NIAGARA              | 9.0   | 6   | 5   | 5   | 5   | 12  | 0  | 0  | 0  | 1  | 0  | 3   | 0  | 0   | 3-5     | 2  | 3  | 1  | 3.56 |
| 2/23   | NIAGARA              | 9.0   | 9   | 3   | 0   | 2   | 12  | 0  | 1  | 0  | 0  | 0  | 1   | 0  | 0   | 5-3     | 3  | 3  | 2  | 2.94 |
| 2/24   | NIAGARA              | 7.0   | 11  | 3   | 3   | 1   | 3   | 2  | 0  | 0  | 1  | 0  | 0   | 1  | 0   | 13-3    | 4  | 3  | 2  | 3.05 |
| 2/24   | NIAGARA              | 9.0   | 6   | 4   | 4   | 5   | 6   | 1  | 0  | 0  | 3  | 0  | 0   | 3  | 0   | 7-4     | 5  | 3  | 3  | 3.18 |
| 2/27   | at Arizona           | 9.0   | 6   | 4   | 4   | 1   | 6   | 1  | 0  | 0  | 1  | 0  | 1   | 0  | 0   | 5-4     | 6  | 3  | 4  | 3.27 |
| 3/1    | * SAN JOSE ST.       | 9.0   | 8   | 2   | 2   | 5   | 11  | 1  | 0  | 0  | 3  | 0  | 1   | 1  | 0   | 14-2    | 7  | 3  | 4  | 3.14 |
| 3/2    | * SAN JOSE ST.       | 9.0   | 15  | 6   | 5   | 3   | 2   | 1  | 0  | 0  | 1  | 0  | 0   | 3  | 0   | 7-6     | 8  | 3  | 4  | 3.32 |
| 3/3    | * SAN JOSE ST.       | 9.0   | 24  | 22  | 21  | 8   | 8   | 4  | 1  | 3  | 2  | 0  | 2   | 1  | 2   | 18-22   | 8  | 4  | 4  | 4.85 |
| 3/8    | CS-FULLERTON         | 9.0   | 8   | 4   | 3   | 5   | 9   | 3  | 0  | 0  | 3  | 0  | 2   | 2  | 0   | 6-4     | 9  | 4  | 5  | 4.70 |
| 3/9    | CS-FULLERTON         | 9.0   | 18  | 11  | 10  | 3   | 4   | 1  | 3  | 0  | 0  | 0  | 0   | 2  | 0   | 18-11   | 10 | 4  | 5  | 5.09 |
| 3/10   | CS-FULLERTON         | 9.0   | 21  | 13  | 13  | 1   | 7   | 3  | 0  | 1  | 0  | 0  | 2   | 1  | 0   | 7-13    | 10 | 5  | 5  | 5.63 |
| 3/15   | at Nevada            | 8.0   | 11  | 5   | 3   | 3   | 4   | 3  | 0  | 0  | 1  | 1  | 4   | 1  | 0   | 3-5     | 10 | 6  | 5  | 5.50 |
| 3/16   | at Nevada            | 9.0   | 7   | 3   | 3   | 2   | 6   | 3  | 0  | 0  | 1  | 1  | 1   | 0  | 0   | 9-3     | 11 | 6  | 5  | 5.35 |
| 3/17   | at Nevada            | 8.0   | 7   | 6   | 4   | 3   | 4   | 0  | 1  | 1  | 0  | 1  | 1   | 2  | 0   | 4-6     | 11 | 7  | 5  | 5.31 |
| 3/19   | No. 25 OKLAHOMA      | 9.0   | 11  | 8   | 7   | 11  | 12  | 6  | 0  | 0  | 2  | 0  | 1   | 1  | 0   | 1-8     | 11 | 8  | 5  | 5.40 |
| 3/20   | No. 25 OKLAHOMA      | 9.0   | 11  | 8   | 8   | 8   | 10  | 3  | 0  | 0  | 5  | 0  | 1   | 2  | 1   | 6-8     | 11 | 9  | 5  | 5.53 |
| 3/22   | SAN DIEGO ST.        | 9.0   | 8   | 4   | 4   | 2   | 10  | 0  | 1  | 1  | 0  | 0  | 0   | 1  | 0   | 2-4     | 11 | 10 | 5  | 5.46 |
| 3/23   | SAN DIEGO ST.        | 9.0   | 20  | 19  | 17  | 3   | 7   | 4  | 1  | 2  | 2  | 0  | 2   | 0  | 0   | 3-19    | 11 | 11 | 5  | 6.00 |
| 3/24   | SAN DIEGO ST.        | 9.0   | 13  | 4   | 4   | 0   | 6   | 4  | 0  | 0  | 0  | 0  | 0   | 2  | 0   | 13-4    | 12 | 11 | 6  | 5.91 |
| 3/26   | at New Mexico St.    | 8.0   | 11  | 13  | 9   | 9   | 5   | 1  | 0  | 1  | 0  | 0  | 3   | 2  | 1   | 5-13    | 12 | 12 | 6  | 6.07 |
| 3/29   | at UNLV              | 9.0   | 3   | 2   | 2   | 4   | 11  | 0  | 0  | 0  | 3  | 0  | 0   | 0  | 0   | 3-2     | 13 | 12 | 7  | 5.90 |
| 3/30   | at UNLV              | 8.0   | 12  | 8   | 7   | 4   | 6   | 3  | 0  | 1  | 0  | 0  | 1   | 2  | 0   | 0-8     | 13 | 13 | 7  | 5.97 |
| 3/31   | at UNLV              | 9.0   | 13  | 4   | 4   | 3   | 12  | 1  | 0  | 0  | 1  | 0  | 0   | 2  | 0   | 7-4     | 14 | 13 | 7  | 5.90 |
| 4/2    | No. 11 TEXAS TECH    | 9.0   | 14  | 15  | 15  | 6   | 8   | 4  | 0  | 4  | 2  | 0  | 3   | 1  | 0   | 6-15    | 14 | 14 | 7  | 6.23 |
| 4/3    | No. 11 TEXAS TECH    | 9.0   | 15  | 9   | 9   | 4   | 8   | 4  | 1  | 0  | 2  | 0  | 0   | 0  | 0   | 12-9    | 15 | 14 | 8  | 6.33 |
| 4/5    | at San Jose State    | 8.0   | 10  | 4   | 2   | 0   | 10  | 3  | 0  | 1  | 1  | 0  | 0   | 0  | 0   | 2-4     | 15 | 15 | 8  | 6.21 |
| 4/6    | at San Jose State    | 8.0   | 12  | 8   | 7   | 8   | 4   | 3  | 0  | 0  | 0  | 1  | 0   | 2  | 0   | 3-8     | 15 | 16 | 8  | 6.26 |
| 4/7    | at San Jose State    | 8.0   | 7   | 5   | 4   | 0   | 4   | 2  | 0  | 0  | 1  | 0  | 1   | 0  | 0   | 1-5     | 15 | 17 | 8  | 6.21 |
| 4/12   | NEVADA               | 9.0   | 9   | 4   | 4   | 1   | 17  | 5  | 0  | 0  | 0  | 0  | 0   | 1  | 0   | 6-4     | 16 | 17 | 9  | 6.14 |
| 4/13   | NEVADA               | 9.0   | 6   | 3   | 3   | 3   | 10  | 0  | 0  | 1  | 2  | 0  | 1   | 1  | 0   | 0-3     | 16 | 18 | 9  | 6.04 |
| 4/14   | NEVADA               | 9.0   | 12  | 14  | 9   | 4   | 13  | 4  | 0  | 2  | 0  | 1  | 2   | 1  | 0   | 8-14    | 16 | 19 | 9  | 6.13 |
| 4/16   | NEW MEXICO ST.       | 10.0  | 13  | 11  | 9   | 7   | 10  | 1  | 2  | 0  | 1  | 0  | 2   | 0  | 0   | 8-11    | 16 | 20 | 9  | 6.19 |
| 4/18   | UC RIVERSIDE         | 9.0   | 17  | 18  | 16  | 4   | 8   | 4  | 0  | 2  | 3  | 0  | 1   | 1  | 0   | 10-18   | 16 | 21 | 9  | 6.46 |
| 4/19   | UC RIVERSIDE         | 9.0   | 16  | 10  | 9   | 3   | 14  | 5  | 0  | 2  | 3  | 0  | 1   | 0  | 0   | 11-10   | 17 | 21 | 9  | 6.53 |
| 4/20   | UC RIVERSIDE         | 9.0   | 15  | 9   | 5   | 3   | 7   | 3  | 0  | 2  | 1  | 0  | 1   | 2  | 0   | 10-9    | 18 | 21 | 10 | 6.49 |
| 4/23   | at No. 15 Texas Tech | 8.0   | 12  | 6   | 6   | 7   | 8   | 1  | 0  | 0  | 3  | 0  | 3   | 1  | 0   | 4-6     | 18 | 22 | 10 | 6.50 |
| Totals |                      | 349.0 | 442 | 293 | 252 | 168 | 318 | 89 | 11 | 25 | 53 | 5  | 44  | 41 | 5   | 262-293 | 18 | 22 | 10 | 6.50 |



# UNIVERSITY OF NEW MEXICO

## 2019 BASEBALL



### GAME HIGHS

#### TEAM GAME HIGHS (2019)

##### Batting

|                  |    |                                 |
|------------------|----|---------------------------------|
| At Bats:         | 48 | vs. New Mexico St. (4/16/19)    |
| Runs Scored:     | 18 | vs. Cal St. Fullerton (3/9/19)  |
|                  |    | vs. San Jose St. (3/3/19)       |
| Hits:            | 19 | vs. Cal St. Fullerton (3/9/19)  |
| RBI's:           | 18 | vs. Cal St. Fullerton (3/9/19)  |
| Doubles:         | 7  | vs. UC Riverside (4/20/19)      |
| Triples:         | 2  | at Nevada (3/15/19)             |
|                  |    | vs. Cal St. Fullerton (3/10/19) |
| Home Runs:       | 3  | vs. San Jose St. (3/3/19)       |
| Total Bases:     | 32 | vs. San Jose St. (3/3/19)       |
| Walks:           | 12 | vs. San Jose St. (3/1/19)       |
| Strikeouts:      | 14 | at San Jose St. (4/5/19)        |
| Sac Hits:        | 4  | vs. Texas Tech (4/3/19)         |
| Sac Flies:       | 2  | vs. Texas Tech (4/3/19)         |
|                  |    | vs. Niagara (2/24/19)           |
| Stolen Bases:    | 5  | vs. UC Riverside (4/20/19)      |
|                  |    | at New Mexico St. (3/26/19)     |
| Hit-By-Pitch:    | 3  | vs. Nevada (4/12/19)            |
| Caught Stealing: | 3  | vs. UC Riverside (4/20/19)      |
| Runners LOB:     | 16 | vs. New Mexico St. (4/16/19)    |
| Hit Into DP:     | 3  | vs. Nevada (4/13/19)            |
|                  |    | vs. San Diego St. (3/22/19)     |
|                  |    | at Nevada (3/17/19)             |

##### Fielding

|               |    |                              |
|---------------|----|------------------------------|
| Putouts:      | 30 | vs. New Mexico St. (4/16/19) |
| Assists:      | 16 | at New Mexico St. (3/26/19)  |
| Errors:       | 4  | vs. UC Riverside (4/20/19)   |
|               |    | vs. Nevada (4/14/19)         |
|               |    | at Nevada (3/17/19)          |
| Passed Balls: | 3  | at New Mexico St. (3/26/19)  |
| DPs Turned:   | 3  | vs. Niagara (2/24/19)        |
|               |    | vs. San Jose St. (3/2/19)    |

##### Pitching

|                  |      |                                |
|------------------|------|--------------------------------|
| Innings Pitched: | 10.0 | vs. New Mexico St. (4/16/19)   |
| Runs Allowed:    | 22   | vs. San Jose St. (3/3/19)      |
| Earned Runs:     | 21   | vs. San Jose St. (3/3/19)      |
| Walks Allowed:   | 11   | vs. Oklahoma (3/19/19)         |
| Strikeouts:      | 17   | vs. Nevada (4/12/19)           |
| Hits Allowed:    | 24   | vs. San Jose St. (3/3/19)      |
| Doubles Allowed: | 6    | vs. Oklahoma (3/19/19)         |
| Triples Allowed: | 3    | vs. Cal St. Fullerton (3/9/19) |
| Homers Allowed:  | 4    | vs. Texas Tech (4/2/19)        |
| Wild Pitches:    | 5    | vs. Oklahoma (3/20/19)         |
| Hit Batters:     | 4    | at Nevada (3/15/19)            |

#### INDIVIDUAL GAME HIGHS (2019)

##### Batting

|                  |    |  |
|------------------|----|--|
| At Bats:         | 6  | Done 11x                                     |
| Runs Scored:     | 4  | Jared Mang vs. San Diego St. (3/24/19)       |
|                  |    | Jared Mang vs. Niagara (2/24/19)             |
|                  |    | Connor Mang vs. San Jose St. (3/3/19)        |
|                  |    | Connor Mang vs. Cal St. Fullerton (3/9/19)   |
| Hits:            | 5  | Connor Mang vs. New Mexico St. (4/16/19)     |
| RBI's:           | 6  | Jeff Deimling vs. San Jose St. (3/3/19)      |
| Doubles:         | 3  | Connor Mang vs. New Mexico St. (4/16/19)     |
|                  |    | Jared Mang vs. Nevada (4/12/19)              |
| Triples:         | 1  | Done 16x                                     |
| Home Runs:       | 2  | Jeff Deimling vs. San Jose St. (3/3/19)      |
| Total Bases:     | 10 | Jeff Deimling vs. San Jose St. (3/3/19)      |
| Walks:           | 3  | Done 5x                                      |
| Strikeouts:      | 4  | Connor Mang at UNLV (3/29/19)                |
| Sac Hits:        | 2  | Tanner Baker vs. Texas Tech (4/3/19)         |
| Sac Flies:       | 1  | Done 14x                                     |
| Stolen Bases:    | 2  | Tyler Kelly vs. UC Riverside (4/20/19)       |
|                  |    | Jeff Deimling vs. Texas Tech (4/3/19)        |
|                  |    | Connor Mang vs. Texas Tech (4/3/19)          |
|                  |    | Tyler Kelly at New Mexico St. (3/26/19)      |
|                  |    | Hayden Schilling at New Mexico St. (3/26/19) |
|                  |    | Hayden Schilling vs. San Jose St. (3/3/19)   |
|                  |    | Connor Mang vs. Niagara (2/24/19)            |
| Hit-By-Pitch:    | 1  | Done 26x                                     |
| Caught Stealing: | 1  | Done 9x                                      |

##### Fielding

|               |    |   |
|---------------|----|---|
| Putouts:      | 17 | Reese O'Farrell vs. Nevada (4/12/19)          |
| Assists:      | 7  | Tyler Kelly at New Mexico St. (3/26/19)       |
|               |    | Hayden Schilling vs. San Diego St. (3/22/19)  |
|               |    | Hayden Schilling vs. San Jose St. (3/2/19)    |
| Errors:       | 2  | Derek Marshall Jr. vs. UC Riverside (4/20/19) |
|               |    | Justin Watari vs. Nevada (4/14/19)            |
|               |    | Justin Watari vs. Oregon State (2/15/19)      |
| Passed Balls: | 3  | Reese O'Farrell at New Mexico St. (3/26/19)   |

##### Pitching

|                  |     |   |
|------------------|-----|---|
| Innings Pitched: | 8.0 | Justin Slaten at UNLV (3/29/19)                 |
| Runs Allowed:    | 9   | Drew Gillespie vs. UC Riverside (4/19/19)       |
| Earned Runs:     | 9   | Drew Gillespie vs. UC Riverside (4/19/19)       |
| Walks Allowed:   | 5   | Tristin Lively vs. Oklahoma (3/19/19)           |
|                  |     | Justin Slaten vs. Oregon State (2/15/19)        |
|                  |     | Justin Slaten vs. Cal St. Fullerton (3/8/19)    |
| Strikeouts:      | 12  | Drew Gillespie vs. Nevada (4/12/19)             |
| Hits Allowed:    | 12  | Nathaniel Garley vs. UC Riverside (4/20/19)     |
|                  |     | Nathaniel Garley vs. San Jose St. (3/2/19)      |
| Doubles Allowed: | 5   | Drew Gillespie vs. Nevada (4/12/19)             |
| Triples Allowed: | 2   | Nathaniel Garley vs. Cal St. Fullerton (3/9/19) |
| Homers Allowed:  | 2   | Kenneth Waller vs. Texas Tech (4/2/19)          |
| Wild Pitches:    | 3   | Justin Slaten vs. UC Riverside (4/19/19)        |
|                  |     | Justin Slaten at UNLV (3/29/19)                 |
|                  |     | Brian Coffey vs. Gonzaga (2/17/19)              |
|                  |     | Justin Slaten vs. Cal St. Fullerton (3/8/19)    |
| Hit Batters:     | 4   | Justin Slaten at Nevada (3/15/19)               |



# UNIVERSITY OF NEW MEXICO

## 2019 BASEBALL



### PITCHERS

# #2

## TRISTIN LIVELY

RHP | 6-1 | 177 | FR | Las Cruces, N.M. (Las Cruces HS)



| ERA  | W-L-S | APP-GS | IP   | R  | ER | BB | K  | OPP. BA |
|------|-------|--------|------|----|----|----|----|---------|
| 7.98 | 1-1-0 | 9-3    | 14.2 | 15 | 13 | 19 | 10 | .241    |

### Lively's Single-Game Highs

|                       |        |                                 |
|-----------------------|--------|---------------------------------|
| <b>Innings</b>        | Season | 5.0 vs. Niagara (2/24/19)       |
|                       | Career | Same                            |
| <b>Longest Start</b>  | Season | 5.0 vs. Niagara (2/24/19)       |
|                       | Career | Same                            |
| <b>Shortest Start</b> | Season | 1.0 at New Mexico St. (3/26/19) |
|                       | Career | Same                            |
| <b>Longest Relief</b> | Season | 1.0 vs. Minnesota (2/16/19)     |
|                       | Career | Same                            |
| <b>Hits</b>           | Season | 5 vs. Oklahoma (3/22/19)        |
|                       | Career | Same                            |
| <b>Runs</b>           | Season | 4 - done twice                  |
|                       | Career | Same                            |
| <b>Earned Runs</b>    | Season | 4 at New Mexico St. (3/26/19)   |
|                       | Career | Same                            |
| <b>Walks</b>          | Season | 5 vs. Oklahoma (3/22/19)        |
|                       | Career | Same                            |
| <b>Strikeouts</b>     | Season | 4 vs. Oklahoma (3/22/19)        |
|                       | Career | Same                            |

### GAME-BY-GAME STATISTICS

| Date   | OPPONENT         | GS | IP   | H  | R  | ER | BB | SO | 2B | 3B | HR | WP | BK | HBP | IBB | Score | W | L | SV | ERA  |
|--------|------------------|----|------|----|----|----|----|----|----|----|----|----|----|-----|-----|-------|---|---|----|------|
| Feb 16 | Minnesota        |    | 1.0  | 1  | 0  | 0  | 2  | 1  | 0  | 0  | 0  | 0  | 0  | 0   | 0   | 11-1  | 0 | 0 | 0  | 0.00 |
| Feb 24 | NIAGARA-2        | *  | 5.0  | 1  | 0  | 0  | 3  | 2  | 0  | 0  | 0  | 1  | 0  | 0   | 0   | 7-4   | 1 | 0 | 0  | 0.00 |
| Mar 03 | SAN JOSE STATE   |    | 0.0  | 0  | 2  | 2  | 2  | 0  | 0  | 0  | 0  | 0  | 0  | 0   | 0   | 18-22 | 1 | 0 | 0  | 3.00 |
| Mar 19 | OKLAHOMA         | *  | 3.2  | 5  | 3  | 3  | 5  | 4  | 1  | 0  | 0  | 0  | 0  | 0   | 0   | 1-8   | 1 | 1 | 0  | 4.66 |
| Mar 26 | New Mexico State | *  | 1.0  | 2  | 4  | 4  | 4  | 0  | 0  | 0  | 1  | 0  | 0  | 1   | 0   | 5-13  | 1 | 1 | 0  | 7.52 |
| Apr 07 | San Jose State   |    | 0.1  | 0  | 0  | 0  | 0  | 0  | 0  | 0  | 0  | 0  | 0  | 0   | 0   | 1-5   | 1 | 1 | 0  | 7.36 |
| Apr 14 | NEVADA           |    | 0.2  | 1  | 4  | 2  | 1  | 0  | 0  | 0  | 0  | 0  | 0  | 1   | 0   | 8-14  | 1 | 1 | 0  | 8.49 |
| Apr 18 | UC RIVERSIDE     |    | 1.0  | 1  | 1  | 1  | 1  | 2  | 1  | 0  | 0  | 1  | 0  | 0   | 0   | 10-18 | 1 | 1 | 0  | 8.53 |
| Apr 23 | Texas Tech       |    | 2.0  | 2  | 1  | 1  | 1  | 1  | 0  | 0  | 0  | 0  | 1  | 0   | 0   | 4-6   | 1 | 1 | 0  | 7.98 |
| Totals |                  | 3  | 14.2 | 13 | 15 | 13 | 19 | 10 | 2  | 0  | 1  | 2  | 0  | 3   | 0   | 65-91 | 1 | 1 | 0  | 7.98 |

### LIVELY'S CAREER STATS AT UNM

| Year  | era  | w-l | app | qs | cq | sho | sv | ip   | h  | r  | er | bb | so | 2b | 3b | hr | bf | bavg | wp | hbp | bk | sfa | sha |
|-------|------|-----|-----|----|----|-----|----|------|----|----|----|----|----|----|----|----|----|------|----|-----|----|-----|-----|
| 2019  | 7.98 | 1-1 | 9   | 3  | 0  | 0/0 | 0  | 14.2 | 13 | 15 | 13 | 19 | 10 | 2  | 0  | 1  | 77 | .241 | 2  | 3   | 0  | 0   | 1   |
| TOTAL | 7.98 | 1-1 | 9   | 3  | 0  | 0/0 | 0  | 14.2 | 13 | 15 | 13 | 19 | 10 | 2  | 0  | 1  | 77 | .241 | 2  | 3   | 0  | 0   | 1   |





# UNIVERSITY OF NEW MEXICO

## 2019 BASEBALL



### PITCHERS

# #17

## JACK MURANO

RHP | 6-7 | 185 | FR | Rio Rancho, N.M. (Cleveland HS)



| ERA   | W-L-S | APP-GS | IP   | R  | ER | BB | K  | OPP. BA |
|-------|-------|--------|------|----|----|----|----|---------|
| 12.41 | 0-1-0 | 9-4    | 12.1 | 17 | 17 | 9  | 15 | .385    |

### Murano's Single-Game Highs

|                       |        |                                 |
|-----------------------|--------|---------------------------------|
| <b>Innings</b>        | Season | 3.0 at New Mexico St. (3/26/19) |
|                       | Career | Same                            |
| <b>Longest Start</b>  | Season | 1.0 vs. Oklahoma (3/20/19)      |
|                       | Career | Same                            |
| <b>Shortest Start</b> | Season | 1.0 vs. Oklahoma (3/20/19)      |
|                       | Career | Same                            |
| <b>Longest Relief</b> | Season | 3.0 at New Mexico St. (3/26/19) |
|                       | Career | Same                            |
| <b>Hits</b>           | Season | 8 vs. Texas Tech (4/3/19)       |
|                       | Career | Same                            |
| <b>Runs</b>           | Season | 8 vs. Texas Tech (4/3/19)       |
|                       | Career | Same                            |
| <b>Earned Runs</b>    | Season | 8 vs. Texas Tech (4/3/19)       |
|                       | Career | Same                            |
| <b>Walks</b>          | Season | 3 vs. Oregon State (2/18/19)    |
|                       | Career | Same                            |
| <b>Strikeouts</b>     | Season | 4 vs. New Mexico St. (4/16/19)  |
|                       | Career | Same                            |

### GAME-BY-GAME STATISTICS

| Date   | OPPONENT         | GS | IP   | H  | R  | ER | BB | SO | 2B | 3B | HR | WP | BK | HBP | IBB | Score | W | L | SV | ERA   |
|--------|------------------|----|------|----|----|----|----|----|----|----|----|----|----|-----|-----|-------|---|---|----|-------|
| Feb 18 | Oregon State     |    | 0.2  | 1  | 1  | 1  | 3  | 0  | 0  | 0  | 0  | 1  | 0  | 0   | 1   | 0-5   | 0 | 0 | 0  | 13.50 |
| Mar 20 | OKLAHOMA         | *  | 1.0  | 3  | 3  | 3  | 1  | 3  | 0  | 0  | 0  | 0  | 0  | 1   | 0   | 6-8   | 0 | 1 | 0  | 21.60 |
| Mar 23 | SAN DIEGO STATE  |    | 1.0  | 0  | 0  | 0  | 0  | 2  | 0  | 0  | 0  | 0  | 0  | 0   | 0   | 3-19  | 0 | 1 | 0  | 13.50 |
| Mar 26 | New Mexico State |    | 3.0  | 1  | 0  | 0  | 0  | 3  | 0  | 0  | 0  | 0  | 0  | 1   | 0   | 5-13  | 0 | 1 | 0  | 6.35  |
| Apr 03 | TEXAS TECH       | *  | 2.1  | 8  | 8  | 8  | 2  | 1  | 3  | 1  | 0  | 0  | 0  | 0   | 0   | 12-9  | 0 | 1 | 0  | 13.50 |
| Apr 06 | San Jose State   |    | 0.1  | 1  | 0  | 0  | 1  | 0  | 0  | 0  | 0  | 0  | 0  | 0   | 0   | 3-8   | 0 | 1 | 0  | 12.96 |
| Apr 13 | NEVADA           |    | 1.0  | 0  | 0  | 0  | 0  | 2  | 0  | 0  | 0  | 0  | 0  | 0   | 0   | 0-3   | 0 | 1 | 0  | 11.57 |
| Apr 16 | NEW MEXICO STATE | *  | 2.1  | 4  | 3  | 3  | 2  | 4  | 1  | 2  | 0  | 0  | 0  | 0   | 0   | 8-11  | 0 | 1 | 0  | 11.57 |
| Apr 23 | Texas Tech       | *  | 0.2  | 2  | 2  | 2  | 0  | 0  | 0  | 0  | 0  | 1  | 0  | 2   | 0   | 4-6   | 0 | 1 | 0  | 12.41 |
| Totals |                  | 4  | 12.1 | 20 | 17 | 17 | 9  | 15 | 4  | 3  | 0  | 2  | 0  | 4   | 1   | 41-82 | 0 | 1 | 0  | 12.41 |

### MURANO'S CAREER STATS AT UNM

| Year  | era   | w-l | app | qs | cq | sho | sv | ip   | h  | r  | er | bb | so | 2b | 3b | hr | bf | bavg | wp | hbp | bk | sfa | sha |
|-------|-------|-----|-----|----|----|-----|----|------|----|----|----|----|----|----|----|----|----|------|----|-----|----|-----|-----|
| 2019  | 12.41 | 0-1 | 9   | 4  | 0  | 0/0 | 0  | 12.1 | 20 | 17 | 17 | 9  | 15 | 4  | 3  | 0  | 69 | .385 | 2  | 4   | 0  | 4   | 0   |
| TOTAL | 12.41 | 0-1 | 9   | 4  | 0  | 0/0 | 0  | 12.1 | 20 | 17 | 17 | 9  | 15 | 4  | 3  | 0  | 69 | .385 | 2  | 4   | 0  | 4   | 0   |



# UNIVERSITY OF NEW MEXICO

## 2019 BASEBALL



### PITCHERS

# #18

## MATT FOSTER

LHP | 6-3 | 207 | FR | Plano, Texas (Plano Senior HS)



| ERA  | W-L-S | APP-GS | IP  | R | ER | BB | K | OPP. BA |
|------|-------|--------|-----|---|----|----|---|---------|
| 5.68 | 0-0-0 | 5-0    | 6.1 | 4 | 4  | 6  | 7 | .250    |

### Foster's Single-Game Highs

|                |        |                             |
|----------------|--------|-----------------------------|
| Innings        | Season | 3.1 vs. Texas Tech (4/2/19) |
|                | Career | Same                        |
| Longest Start  | Season |                             |
|                | Career |                             |
| Shortest Start | Season |                             |
|                | Career |                             |
| Longest Relief | Season | 3.1 vs. Texas Tech (4/2/19) |
|                | Career | Same                        |
| Hits           | Season | 3 vs. Texas Tech (4/2/19)   |
|                | Career | Same                        |
| Runs           | Season | 2 at Nevada (3/16/19)       |
|                | Career | Same                        |
| Earned Runs    | Season | 2 at Nevada (3/16/19)       |
|                | Career | Same                        |
| Walks          | Season | 2 - done twice              |
|                | Career | Same                        |
| Strikeouts     | Season | 2 - done twice              |
|                | Career | Same                        |

### GAME-BY-GAME STATISTICS

| Date   | OPPONENT        | GS | IP  | H | R | ER | BB | SO | 2B | 3B | HR | WP | BK | HBP | IBB | Score | W | L | SV | ERA   |
|--------|-----------------|----|-----|---|---|----|----|----|----|----|----|----|----|-----|-----|-------|---|---|----|-------|
| Mar 16 | Nevada          |    | 1.0 | 1 | 2 | 2  | 2  | 1  | 1  | 0  | 0  | 0  | 0  | 0   | 0   | 9-3   | 0 | 0 | 0  | 18.00 |
| Mar 20 | OKLAHOMA        |    | 1.0 | 1 | 1 | 1  | 2  | 2  | 1  | 0  | 0  | 0  | 0  | 0   | 0   | 6-8   | 0 | 0 | 0  | 13.50 |
| Mar 23 | SAN DIEGO STATE |    | 0.2 | 1 | 1 | 1  | 2  | 0  | 0  | 0  | 0  | 1  | 0  | 0   | 0   | 3-19  | 0 | 0 | 0  | 13.50 |
| Apr 02 | TEXAS TECH      |    | 3.1 | 3 | 0 | 0  | 1  | 1  | 1  | 0  | 0  | 0  | 0  | 1   | 0   | 6-15  | 0 | 0 | 0  | 6.00  |
| Apr 20 | UC RIVERSIDE    |    | 0.1 | 0 | 0 | 0  | 0  | 1  | 0  | 0  | 0  | 0  | 0  | 0   | 0   | 10-9  | 0 | 0 | 0  | 5.68  |
| Totals |                 | 0  | 6.1 | 6 | 4 | 4  | 6  | 7  | 3  | 0  | 0  | 1  | 0  | 1   | 0   | 34-54 | 0 | 0 | 0  | 5.68  |

### FOSTER'S CAREER STATS AT UNM

| Year  | era  | w-l | app | qs | cq | sho | sv | ip  | h | r | er | bb | so | 2b | 3b | hr | bf | bavq | wp | hbp | bk | sfa | sha |
|-------|------|-----|-----|----|----|-----|----|-----|---|---|----|----|----|----|----|----|----|------|----|-----|----|-----|-----|
| 2019  | 5.68 | 0-0 | 5   | 0  | 0  | 0/0 | 0  | 6.1 | 6 | 4 | 4  | 6  | 7  | 3  | 0  | 0  | 31 | .250 | 1  | 1   | 0  | 0   | 0   |
| TOTAL | 5.68 | 0-0 | 5   | 0  | 0  | 0/0 | 0  | 6.1 | 6 | 4 | 4  | 6  | 7  | 3  | 0  | 0  | 31 | .250 | 1  | 1   | 0  | 0   | 0   |



# UNIVERSITY OF NEW MEXICO

## 2019 BASEBALL



### PITCHERS

# #19

## DREW GILLESPIE

RHP | 6-1 | JR | Albuquerque, N.M. (Sandia HS)



| ERA  | W-L-S | APP-GS | IP   | R  | ER | BB | K  | OPP. BA |
|------|-------|--------|------|----|----|----|----|---------|
| 8.73 | 2-3-0 | 10-9   | 44.1 | 47 | 43 | 11 | 32 | .358    |

### Gillespie's Single-Game Highs

|                |        |                                 |
|----------------|--------|---------------------------------|
| Innings        | Season | 7.0 vs. Nevada (4/12/19)        |
|                | Career | Same                            |
| Longest Start  | Season | 7.0 vs. Nevada (4/12/19)        |
|                | Career | Same                            |
| Shortest Start | Season | 2.0 vs. UC Riverside (4/18/19)  |
|                | Career | Same                            |
| Longest Relief | Season | 0.2 vs. San Jose St. (3/3/19)   |
|                | Career | 4.2 vs. Central Mich. (2/22/18) |
| Hits           | Season | 10 - done twice                 |
|                | Career | Same                            |
| Runs           | Season | 9 vs. UC Riverside (4/18/19)    |
|                | Career | Same                            |
| Earned Runs    | Season | 9 vs. UC Riverside (4/18/19)    |
|                | Career | 7 - done twice                  |
| Walks          | Season | 3 vs. Oregon State (2/18/19)    |
|                | Career | 4 at Oklahoma St. (3/15/17)     |
| Strikeouts     | Season | 12 vs. Nevada (4/12/19)         |
|                | Career | Same                            |

### GAME-BY-GAME STATISTICS

| Date   | OPPONENT            | GS | IP   | H  | R  | ER | BB | SO | 2B | 3B | HR | WP | BK | HBP | IBB | Score | W | L | SV | ERA   |
|--------|---------------------|----|------|----|----|----|----|----|----|----|----|----|----|-----|-----|-------|---|---|----|-------|
| Feb 18 | Oregon State        | *  | 5.0  | 6  | 3  | 2  | 3  | 2  | 0  | 0  | 1  | 0  | 0  | 1   | 0   | 0-5   | 0 | 1 | 0  | 3.60  |
| Feb 27 | Arizona             | *  | 6.0  | 5  | 4  | 4  | 1  | 3  | 1  | 0  | 0  | 1  | 0  | 1   | 0   | 5-4   | 0 | 1 | 0  | 4.91  |
| Mar 03 | SAN JOSE STATE      | *  | 0.2  | 5  | 6  | 6  | 2  | 0  | 1  | 1  | 0  | 0  | 0  | 0   | 0   | 18-22 | 0 | 1 | 0  | 9.26  |
| Mar 10 | CAL STATE FULLERTON | *  | 5.0  | 10 | 7  | 7  | 0  | 1  | 1  | 0  | 0  | 0  | 0  | 2   | 0   | 7-13  | 0 | 1 | 0  | 10.26 |
| Mar 17 | Nevada              | *  | 2.2  | 4  | 5  | 3  | 2  | 1  | 0  | 1  | 1  | 0  | 1  | 1   | 0   | 4-6   | 0 | 2 | 0  | 10.24 |
| Mar 24 | SAN DIEGO STATE     | *  | 4.0  | 6  | 3  | 3  | 0  | 2  | 2  | 0  | 0  | 0  | 0  | 0   | 0   | 13-4  | 0 | 2 | 0  | 9.64  |
| Mar 31 | UNLV                | *  | 6.0  | 8  | 2  | 2  | 2  | 7  | 1  | 0  | 0  | 1  | 0  | 0   | 0   | 7-4   | 1 | 2 | 0  | 8.28  |
| Apr 07 | San Jose State      | *  | 6.0  | 5  | 4  | 3  | 0  | 3  | 2  | 0  | 0  | 0  | 0  | 1   | 0   | 1-5   | 1 | 3 | 0  | 7.64  |
| Apr 12 | NEVADA              | *  | 7.0  | 9  | 4  | 4  | 1  | 12 | 5  | 0  | 0  | 0  | 0  | 0   | 0   | 6-4   | 2 | 3 | 0  | 7.23  |
| Apr 18 | UC RIVERSIDE        | *  | 2.0  | 10 | 9  | 9  | 0  | 1  | 3  | 0  | 1  | 0  | 0  | 0   | 0   | 10-18 | 2 | 3 | 0  | 8.73  |
| Totals |                     | 9  | 44.1 | 68 | 47 | 43 | 11 | 32 | 16 | 2  | 3  | 2  | 1  | 6   | 0   | 71-85 | 2 | 3 | 0  | 8.73  |

### GILLESPIE'S CAREER STATS AT UNM

| Year  | era  | w-l | app | gs | cq | sho | sv | ip    | h   | r   | er  | bb | so | 2b | 3b | hr | bf  | bavg | wp | hbp | bk | sfa | sha |
|-------|------|-----|-----|----|----|-----|----|-------|-----|-----|-----|----|----|----|----|----|-----|------|----|-----|----|-----|-----|
| 2017  | 6.75 | 1-1 | 20  | 0  | 0  | 0/0 | 1  | 25.1  | 32  | 22  | 19  | 18 | 23 | 6  | 0  | 3  | 123 | .327 | 6  | 4   | 0  | 0   | 3   |
| 2018  | 8.28 | 3-1 | 24  | 2  | 0  | 0/0 | 0  | 50.0  | 67  | 49  | 46  | 23 | 42 | 12 | 5  | 4  | 243 | .325 | 5  | 8   | 1  | 3   | 3   |
| 2019  | 8.73 | 2-3 | 10  | 9  | 0  | 0/0 | 0  | 44.1  | 68  | 47  | 43  | 11 | 32 | 16 | 2  | 3  | 212 | .358 | 2  | 6   | 1  | 0   | 5   |
| TOTAL | 8.12 | 6-5 | 54  | 11 | 0  | 0/0 | 1  | 119.2 | 167 | 118 | 108 | 52 | 97 | 34 | 7  | 10 | 578 | .338 | 13 | 18  | 2  | 3   | 11  |



# UNIVERSITY OF NEW MEXICO

## 2019 BASEBALL



### PITCHERS

# #20

## BLAKE WALDEN

RHP | 6-1 | 204 | SR | Lubbock, Texas (Texas State)



| ERA  | W-L-S | APP-GS | IP   | R  | ER | BB | K  | OPP. BA |
|------|-------|--------|------|----|----|----|----|---------|
| 6.75 | 0-0-0 | 18-0   | 21.1 | 22 | 16 | 10 | 16 | .348    |

#### Walden's Single-Game Highs

|                |        |                                 |
|----------------|--------|---------------------------------|
| Innings        | Season | 21 vs. New Mexico St. (4/16/19) |
|                | Career | Same                            |
| Longest Start  | Season |                                 |
|                | Career |                                 |
| Shortest Start | Season |                                 |
|                | Career |                                 |
| Longest Relief | Season | 21 vs. New Mexico St. (4/16/19) |
|                | Career | Same                            |
| Hits           | Season | 5 vs. New Mexico St. (4/16/19)  |
|                | Career | Same                            |
| Runs           | Season | 4 - done twice                  |
|                | Career | Same                            |
| Earned Runs    | Season | 4 - done twice                  |
|                | Career | Same                            |
| Walks          | Season | 3 vs. Texas Tech (4/23/19)      |
|                | Career | Same                            |
| Strikeouts     | Season | 3 vs. CSU Fullerton (3/10/19)   |
|                | Career | Same                            |

### GAME-BY-GAME STATISTICS

| Date   | OPPONENT            | GS | IP   | H  | R  | ER | BB | SO | 2B | 3B | HR | WP | BK | HBP | IBB | Score  | W | L | SV | ERA  |
|--------|---------------------|----|------|----|----|----|----|----|----|----|----|----|----|-----|-----|--------|---|---|----|------|
| Feb 15 | Oregon State        |    | 1.0  | 0  | 2  | 0  | 1  | 0  | 0  | 0  | 0  | 0  | 0  | 1   | 0   | 5-6    | 0 | 0 | 0  | 0.00 |
| Feb 23 | NIAGARA-1           |    | 1.0  | 1  | 0  | 0  | 0  | 0  | 0  | 0  | 0  | 0  | 0  | 0   | 0   | 3-5    | 0 | 0 | 0  | 0.00 |
| Feb 23 | NIAGARA-2           |    | 1.0  | 2  | 3  | 0  | 1  | 0  | 0  | 0  | 0  | 0  | 0  | 1   | 0   | 5-3    | 0 | 0 | 0  | 0.00 |
| Feb 27 | Arizona             |    | 1.0  | 0  | 0  | 0  | 0  | 0  | 0  | 0  | 0  | 0  | 0  | 0   | 0   | 5-4    | 0 | 0 | 0  | 0.00 |
| Mar 02 | SAN JOSE STATE      |    | 1.2  | 1  | 1  | 1  | 1  | 0  | 0  | 0  | 0  | 0  | 0  | 0   | 0   | 7-6    | 0 | 0 | 0  | 1.59 |
| Mar 08 | CAL STATE FULLERTON |    | 1.2  | 1  | 0  | 0  | 0  | 2  | 1  | 0  | 0  | 0  | 0  | 2   | 0   | 6-4    | 0 | 0 | 0  | 1.23 |
| Mar 10 | CAL STATE FULLERTON |    | 1.1  | 4  | 3  | 3  | 1  | 3  | 2  | 0  | 0  | 0  | 0  | 0   | 0   | 7-13   | 0 | 0 | 0  | 4.15 |
| Mar 15 | Nevada              |    | 1.0  | 2  | 1  | 1  | 0  | 0  | 1  | 0  | 0  | 0  | 1  | 0   | 0   | 3-5    | 0 | 0 | 0  | 4.66 |
| Mar 19 | OKLAHOMA            |    | 1.0  | 1  | 1  | 0  | 0  | 1  | 1  | 0  | 0  | 1  | 0  | 0   | 0   | 1-8    | 0 | 0 | 0  | 4.22 |
| Mar 23 | SAN DIEGO STATE     |    | 1.0  | 4  | 4  | 4  | 1  | 0  | 0  | 0  | 0  | 0  | 0  | 1   | 0   | 3-19   | 0 | 0 | 0  | 6.94 |
| Mar 31 | UNLV                |    | 0.2  | 0  | 0  | 0  | 0  | 0  | 0  | 0  | 0  | 0  | 0  | 0   | 0   | 7-4    | 0 | 0 | 0  | 6.57 |
| Apr 02 | TEXAS TECH          |    | 1.1  | 1  | 1  | 1  | 0  | 1  | 0  | 0  | 1  | 0  | 0  | 1   | 0   | 6-15   | 0 | 0 | 0  | 6.59 |
| Apr 03 | TEXAS TECH          |    | 1.0  | 2  | 0  | 0  | 0  | 1  | 0  | 0  | 0  | 0  | 0  | 0   | 0   | 12-9   | 0 | 0 | 0  | 6.14 |
| Apr 05 | San Jose State      |    | 1.0  | 3  | 1  | 1  | 0  | 2  | 1  | 0  | 1  | 0  | 0  | 0   | 0   | 2-4    | 0 | 0 | 0  | 6.32 |
| Apr 13 | NEVADA              |    | 2.0  | 2  | 0  | 0  | 1  | 1  | 0  | 0  | 0  | 1  | 0  | 0   | 0   | 0-3    | 0 | 0 | 0  | 5.60 |
| Apr 16 | NEW MEXICO STATE    |    | 2.1  | 5  | 4  | 4  | 1  | 1  | 0  | 0  | 0  | 0  | 0  | 0   | 0   | 8-11   | 0 | 0 | 0  | 6.75 |
| Apr 19 | UC RIVERSIDE        |    | 0.0  | 1  | 1  | 1  | 0  | 0  | 1  | 0  | 0  | 0  | 0  | 0   | 0   | 11-10  | 0 | 0 | 0  | 7.20 |
| Apr 23 | Texas Tech          |    | 1.1  | 1  | 0  | 0  | 3  | 2  | 0  | 0  | 0  | 0  | 0  | 0   | 0   | 4-6    | 0 | 0 | 0  | 6.75 |
| Totals |                     | 0  | 21.1 | 31 | 22 | 16 | 10 | 16 | 7  | 0  | 2  | 2  | 1  | 6   | 0   | 95-135 | 0 | 0 | 0  | 6.75 |

### WALDEN'S CAREER STATS AT UNM

| Year  | era  | w-l | app | qs | cg | sho | sv | ip   | h  | r  | er | bb | so | 2b | 3b | hr | bf  | bavg | wp | hbp | bk | sfa | sha |
|-------|------|-----|-----|----|----|-----|----|------|----|----|----|----|----|----|----|----|-----|------|----|-----|----|-----|-----|
| 2019  | 6.75 | 0-0 | 18  | 0  | 0  | 0/0 | 0  | 21.1 | 31 | 22 | 16 | 10 | 16 | 7  | 0  | 2  | 110 | .348 | 2  | 6   | 1  | 1   | 4   |
| TOTAL | 6.75 | 0-0 | 18  | 0  | 0  | 0/0 | 0  | 21.1 | 31 | 22 | 16 | 10 | 16 | 7  | 0  | 2  | 110 | .348 | 2  | 6   | 1  | 1   | 4   |





# UNIVERSITY OF NEW MEXICO

## 2019 BASEBALL



### PITCHERS

# #21

## KENNETH WALLER

LHP | 6-2 | 218 | SO | Fort Worth, Texas (Weatherford College)



| ERA   | W-L-S | APP-GS | IP   | R  | ER | BB | K  | OPP. BA |
|-------|-------|--------|------|----|----|----|----|---------|
| 11.15 | 1-2-0 | 11-1   | 15.1 | 23 | 19 | 13 | 17 | .333    |

### Waller's Single-Game Highs

|                       |        |                              |
|-----------------------|--------|------------------------------|
| <b>Innings</b>        | Season | 3.0 vs. Texas Tech (4/2/19)  |
|                       | Career | Same                         |
| <b>Longest Start</b>  | Season | 3.0 vs. Texas Tech (4/2/19)  |
|                       | Career | Same                         |
| <b>Shortest Start</b> | Season | 3.0 vs. Texas Tech (4/2/19)  |
|                       | Career | Same                         |
| <b>Longest Relief</b> | Season | 2.2 at San Jose St. (4/6/19) |
|                       | Career | Same                         |
| <b>Hits</b>           | Season | 6 vs. CSU Fullerton (3/9/19) |
|                       | Career | Same                         |
| <b>Runs</b>           | Season | 7 vs. CSU Fullerton (3/9/19) |
|                       | Career | Same                         |
| <b>Earned Runs</b>    | Season | 7 vs. CSU Fullerton (3/9/19) |
|                       | Career | Same                         |
| <b>Walks</b>          | Season | 3 vs. Oklahoma (3/19/19)     |
|                       | Career | Same                         |
| <b>Strikeouts</b>     | Season | 4 - done twice               |
|                       | Career | Same                         |

### GAME-BY-GAME STATISTICS

| Date   | OPPONENT            | GS | IP   | H  | R  | ER | BB | SO | 2B | 3B | HR | WP | BK | HBP | IBB | Score  | W | L | SV | ERA   |
|--------|---------------------|----|------|----|----|----|----|----|----|----|----|----|----|-----|-----|--------|---|---|----|-------|
| Feb 17 | Gonzaga             |    | 1.2  | 2  | 0  | 0  | 0  | 1  | 0  | 0  | 0  | 0  | 0  | 0   | 0   | 6-4    | 1 | 0 | 0  | 0.00  |
| Feb 24 | NIAGARA-2           |    | 1.0  | 1  | 2  | 2  | 2  | 1  | 0  | 0  | 0  | 2  | 0  | 0   | 0   | 7-4    | 1 | 0 | 0  | 6.75  |
| Mar 09 | CAL STATE FULLERTON |    | 0.1  | 6  | 7  | 7  | 1  | 0  | 0  | 1  | 0  | 0  | 0  | 0   | 0   | 18-11  | 1 | 0 | 0  | 27.00 |
| Mar 19 | OKLAHOMA            |    | 2.0  | 2  | 1  | 1  | 3  | 4  | 1  | 0  | 0  | 0  | 0  | 0   | 0   | 1-8    | 1 | 0 | 0  | 18.00 |
| Mar 26 | New Mexico State    |    | 2.0  | 1  | 2  | 1  | 2  | 1  | 0  | 0  | 0  | 0  | 0  | 1   | 0   | 5-13   | 1 | 1 | 0  | 14.14 |
| Mar 30 | UNLV                |    | 0.2  | 0  | 0  | 0  | 0  | 2  | 0  | 0  | 0  | 0  | 0  | 0   | 0   | 0-8    | 1 | 1 | 0  | 12.91 |
| Apr 02 | TEXAS TECH          | *  | 3.0  | 5  | 5  | 5  | 2  | 2  | 0  | 0  | 2  | 2  | 0  | 0   | 0   | 6-15   | 1 | 2 | 0  | 13.50 |
| Apr 06 | San Jose State      |    | 2.2  | 1  | 2  | 2  | 2  | 4  | 0  | 0  | 0  | 0  | 0  | 0   | 0   | 3-8    | 1 | 2 | 0  | 12.15 |
| Apr 14 | NEVADA              |    | 0.2  | 2  | 3  | 0  | 1  | 1  | 0  | 0  | 1  | 0  | 0  | 0   | 0   | 8-14   | 1 | 2 | 0  | 11.57 |
| Apr 18 | UC RIVERSIDE        |    | 1.1  | 0  | 0  | 0  | 0  | 1  | 0  | 0  | 0  | 0  | 0  | 0   | 0   | 10-18  | 1 | 2 | 0  | 10.57 |
| Apr 19 | UC RIVERSIDE        |    | 0.0  | 2  | 1  | 1  | 0  | 0  | 0  | 0  | 0  | 0  | 0  | 1   | 0   | 11-10  | 1 | 2 | 0  | 11.15 |
| Totals |                     | 1  | 15.1 | 22 | 23 | 19 | 13 | 17 | 1  | 1  | 3  | 4  | 0  | 2   | 0   | 75-113 | 1 | 2 | 0  | 11.15 |

### WALLER'S CAREER STATS AT UNM

| Year  | era   | w-l | app | gs | cq | sho | sv | ip   | h  | r  | er | bb | so | 2b | 3b | hr | bf | bavg | wp | hbp | bk | sfa | sha |
|-------|-------|-----|-----|----|----|-----|----|------|----|----|----|----|----|----|----|----|----|------|----|-----|----|-----|-----|
| 2019  | 11.15 | 1-2 | 11  | 1  | 0  | 0/0 | 0  | 15.1 | 22 | 23 | 19 | 13 | 17 | 1  | 1  | 3  | 82 | .333 | 4  | 2   | 0  | 1   | 0   |
| TOTAL | 11.15 | 1-2 | 11  | 1  | 0  | 0/0 | 0  | 15.1 | 22 | 23 | 19 | 13 | 17 | 1  | 1  | 3  | 82 | .333 | 4  | 2   | 0  | 1   | 0   |



# UNIVERSITY OF NEW MEXICO

## 2019 BASEBALL



### PITCHERS

# #22

## JUSTIN SLATEN

RHP | 6-4 | 197 | JR | Longview, Texas (Hallsville HS)



| ERA  | W-L-S | APP-GS | IP   | R  | ER | BB | K  | OPP. BA |
|------|-------|--------|------|----|----|----|----|---------|
| 2.98 | 3-4-0 | 10-10  | 60.1 | 26 | 20 | 25 | 73 | .230    |

#### Slaten's Single-Game Highs

|                |        |                               |
|----------------|--------|-------------------------------|
| Innings        | Season | 8.0 at UNLV (3/29/19)         |
|                | Career | Same                          |
| Longest Start  | Season | 8.0 at UNLV (3/29/19)         |
|                | Career | Same                          |
| Shortest Start | Season | 2.1 vs. Nevada (4/13/19)      |
|                | Career | 1.1 vs. UC Davis (5/18/18)    |
| Longest Relief | Season |                               |
|                | Career | 4.2 at Air Force (3/4/17)     |
| Hits           | Season | 10 vs. UC Riverside (4/19/19) |
|                | Career | 11 - done twice               |
| Runs           | Season | 6 vs. UC Riverside (4/19/19)  |
|                | Career | 7 vs. Air Force (3/23/18)     |
| Earned Runs    | Season | 5 vs. UC Riverside (4/19/19)  |
|                | Career | 7 vs. Air Force (3/23/18)     |
| Walks          | Season | 5 - done twice                |
|                | Career | 5 - done three times          |
| Strikeouts     | Season | 10 - done twice               |
|                | Career | Same                          |

### GAME-BY-GAME STATISTICS

| Date   | OPPONENT            | GS | IP  | H    | R  | ER | BB | SO | 2B | 3B | HR | WP | BK | HBP | IBB | Score | W | L | SV | ERA  |
|--------|---------------------|----|-----|------|----|----|----|----|----|----|----|----|----|-----|-----|-------|---|---|----|------|
| Feb 15 | Oregon State        | *  | 5.0 | 1    | 0  | 0  | 5  | 5  | 1  | 0  | 0  | 0  | 0  | 0   | 0   | 5-6   | 0 | 0 | 0  | 0.00 |
| Feb 23 | NIAGARA-1           | *  | 7.0 | 2    | 1  | 1  | 2  | 10 | 0  | 0  | 0  | 1  | 0  | 3   | 0   | 3-5   | 0 | 0 | 0  | 0.75 |
| Mar 01 | SAN JOSE STATE      | *  | 6.0 | 6    | 1  | 1  | 1  | 9  | 0  | 0  | 0  | 2  | 0  | 1   | 0   | 14-2  | 1 | 0 | 0  | 1.00 |
| Mar 08 | CAL STATE FULLERTON | *  | 6.1 | 6    | 4  | 3  | 5  | 7  | 2  | 0  | 0  | 3  | 0  | 0   | 0   | 6-4   | 2 | 0 | 0  | 1.85 |
| Mar 15 | Nevada              | *  | 6.0 | 8    | 4  | 2  | 2  | 4  | 1  | 0  | 0  | 1  | 0  | 4   | 0   | 3-5   | 2 | 1 | 0  | 2.08 |
| Mar 22 | SAN DIEGO STATE     | *  | 7.0 | 6    | 4  | 4  | 2  | 8  | 0  | 1  | 0  | 0  | 0  | 0   | 0   | 2-4   | 2 | 2 | 0  | 2.65 |
| Mar 29 | UNLV                | *  | 8.0 | 3    | 2  | 2  | 4  | 10 | 0  | 0  | 0  | 3  | 0  | 0   | 0   | 3-2   | 3 | 2 | 0  | 2.58 |
| Apr 05 | San Jose State      | *  | 7.0 | 7    | 3  | 1  | 0  | 8  | 2  | 0  | 0  | 1  | 0  | 0   | 0   | 2-4   | 3 | 3 | 0  | 2.41 |
| Apr 13 | NEVADA              | *  | 2.1 | 3    | 1  | 1  | 1  | 2  | 0  | 0  | 1  | 0  | 0  | 0   | 0   | 0-3   | 3 | 4 | 0  | 2.47 |
| Apr 19 | UC RIVERSIDE        | *  | 5.2 | 10   | 6  | 5  | 3  | 10 | 3  | 0  | 1  | 3  | 0  | 0   | 0   | 11-10 | 3 | 4 | 0  | 2.98 |
| Totals |                     |    | 10  | 60.1 | 52 | 26 | 20 | 73 | 9  | 1  | 3  | 14 | 0  | 8   | 0   | 49-45 | 3 | 4 | 0  | 2.98 |

### SLATEN'S CAREER STATS AT UNM

| Year  | era  | w-l  | app | gs | cq | sho | sv | ip    | h   | r   | er | bb | so  | 2b | 3b | hr | bf  | bavg | wp | hbp | bk | sfa | sha |
|-------|------|------|-----|----|----|-----|----|-------|-----|-----|----|----|-----|----|----|----|-----|------|----|-----|----|-----|-----|
| 2017  | 3.74 | 2-2  | 23  | 0  | 0  | 0/0 | 0  | 33.2  | 37  | 16  | 14 | 16 | 27  | 4  | 0  | 3  | 148 | .282 | 8  | 0   | 0  | 0   | 1   |
| 2018  | 7.02 | 2-9  | 15  | 14 | 0  | 0/1 | 0  | 66.2  | 89  | 65  | 52 | 30 | 62  | 20 | 5  | 7  | 330 | .310 | 11 | 11  | 0  | 2   | 0   |
| 2019  | 2.98 | 3-4  | 10  | 10 | 0  | 0/0 | 0  | 60.1  | 52  | 26  | 20 | 25 | 73  | 9  | 1  | 3  | 265 | .230 | 14 | 8   | 0  | 0   | 6   |
| TOTAL | 4.82 | 7-15 | 48  | 24 | 0  | 0/1 | 0  | 160.2 | 178 | 107 | 86 | 71 | 162 | 33 | 6  | 13 | 743 | .276 | 33 | 19  | 0  | 2   | 7   |



# UNIVERSITY OF NEW MEXICO

## 2019 BASEBALL



### PITCHERS

# #23

## NICO GARZA

RHP | 5-11 | 189 | JR | Lubbock, Texas (Cisco JC)



| ERA  | W-L-S | APP-GS | IP   | R  | ER | BB | K  | OPP. BA |
|------|-------|--------|------|----|----|----|----|---------|
| 6.88 | 1-1-0 | 13-0   | 17.0 | 21 | 13 | 7  | 11 | .343    |

#### Garza's Single-Game Highs

|                |        |                               |
|----------------|--------|-------------------------------|
| Innings        | Season | 2.2 vs. San Jose St. (3/3/19) |
|                | Career | Same                          |
| Longest Start  | Season |                               |
|                | Career |                               |
| Shortest Start | Season |                               |
|                | Career |                               |
| Longest Relief | Season | 2.2 vs. San Jose St. (3/3/19) |
|                | Career | Same                          |
| Hits           | Season | 4 - done twice                |
|                | Career | Same                          |
| Runs           | Season | 4 at New Mexico St. (3/26/19) |
|                | Career | Same                          |
| Earned Runs    | Season | 3 - done twice                |
|                | Career | Same                          |
| Walks          | Season | 2 - done twice                |
|                | Career | Same                          |
| Strikeouts     | Season | 3 - done twice                |
|                | Career | Same                          |

### GAME-BY-GAME STATISTICS

| Date   | OPPONENT            | GS | IP   | H  | R  | ER | BB | SO | 2B | 3B | HR | WP | BK | HBP | IBB | Score   | W | L | SV | ERA  |
|--------|---------------------|----|------|----|----|----|----|----|----|----|----|----|----|-----|-----|---------|---|---|----|------|
| Feb 16 | Minnesota           |    | 1.0  | 0  | 0  | 0  | 1  | 3  | 0  | 0  | 0  | 0  | 0  | 0   | 0   | 11-1    | 0 | 0 | 0  | 0.00 |
| Feb 24 | NIAGARA-2           |    | 1.2  | 2  | 1  | 1  | 0  | 0  | 0  | 0  | 0  | 0  | 0  | 0   | 0   | 7-4     | 0 | 0 | 0  | 3.38 |
| Mar 01 | SAN JOSE STATE      |    | 0.2  | 0  | 0  | 0  | 0  | 0  | 0  | 0  | 0  | 0  | 0  | 0   | 0   | 14-2    | 0 | 0 | 0  | 2.70 |
| Mar 03 | SAN JOSE STATE      |    | 2.2  | 4  | 2  | 2  | 0  | 1  | 1  | 0  | 1  | 0  | 1  | 0   | 0   | 18-22   | 0 | 0 | 0  | 4.50 |
| Mar 09 | CAL STATE FULLERTON |    | 1.2  | 4  | 1  | 0  | 0  | 0  | 0  | 0  | 0  | 0  | 0  | 0   | 0   | 18-11   | 0 | 0 | 0  | 3.52 |
| Mar 19 | OKLAHOMA            |    | 1.1  | 2  | 3  | 3  | 2  | 3  | 2  | 0  | 0  | 1  | 0  | 1   | 0   | 1-8     | 0 | 0 | 0  | 6.00 |
| Mar 22 | SAN DIEGO STATE     |    | 2.0  | 2  | 0  | 0  | 0  | 2  | 0  | 0  | 0  | 0  | 0  | 0   | 0   | 2-4     | 0 | 0 | 0  | 4.91 |
| Mar 26 | New Mexico State    |    | 1.0  | 3  | 4  | 1  | 2  | 1  | 1  | 0  | 0  | 0  | 0  | 0   | 1   | 5-13    | 0 | 0 | 0  | 5.25 |
| Mar 30 | UNLV                |    | 0.0  | 2  | 3  | 2  | 1  | 0  | 1  | 0  | 0  | 0  | 0  | 0   | 0   | 0-8     | 0 | 0 | 0  | 6.75 |
| Apr 02 | TEXAS TECH          |    | 0.0  | 2  | 3  | 3  | 0  | 0  | 2  | 0  | 0  | 0  | 0  | 1   | 0   | 6-15    | 0 | 0 | 0  | 9.00 |
| Apr 18 | UC RIVERSIDE        |    | 1.2  | 0  | 2  | 0  | 0  | 1  | 0  | 0  | 0  | 1  | 0  | 0   | 0   | 10-18   | 0 | 1 | 0  | 7.90 |
| Apr 20 | UC RIVERSIDE        |    | 2.1  | 1  | 2  | 1  | 0  | 0  | 0  | 0  | 1  | 0  | 0  | 0   | 0   | 10-9    | 1 | 1 | 0  | 7.31 |
| Apr 23 | Texas Tech          |    | 1.0  | 2  | 0  | 0  | 1  | 0  | 0  | 0  | 0  | 0  | 0  | 0   | 0   | 4-6     | 1 | 1 | 0  | 6.88 |
| Totals |                     | 0  | 17.0 | 24 | 21 | 13 | 7  | 11 | 7  | 0  | 2  | 3  | 0  | 3   | 1   | 106-121 | 1 | 1 | 0  | 6.88 |

### GARZA'S CAREER STATS AT UNM

| Year  | era  | w-l | app | gs | cq | sho | sv | ip   | h  | r  | er | bb | so | 2b | 3b | hr | bf | bavg | wp | hbp | bk | sfa | sha |
|-------|------|-----|-----|----|----|-----|----|------|----|----|----|----|----|----|----|----|----|------|----|-----|----|-----|-----|
| 2019  | 6.88 | 1-1 | 13  | 0  | 0  | 0/0 | 0  | 17.0 | 24 | 21 | 13 | 7  | 11 | 7  | 0  | 2  | 87 | .343 | 3  | 3   | 0  | 5   | 2   |
| TOTAL | 6.88 | 1-1 | 13  | 0  | 0  | 0/0 | 0  | 17.0 | 24 | 21 | 13 | 7  | 11 | 7  | 0  | 2  | 87 | .343 | 3  | 3   | 0  | 5   | 2   |



# UNIVERSITY OF NEW MEXICO

## 2019 BASEBALL



### PITCHERS

# #25

## DREW MARRUFO

RHP | 6-1 | 202 | RsFR | Santa Teresa, N.M. (Santa Teresa HS)



| ERA  | W-L-S | APP-GS | IP  | R | ER | BB | K | OPP. BA |
|------|-------|--------|-----|---|----|----|---|---------|
| 7.00 | 0-0-0 | 9-0    | 9.0 | 7 | 7  | 5  | 8 | .359    |

#### Marrufo's Single-Game Highs

|                |        |                                 |
|----------------|--------|---------------------------------|
| Innings        | Season | 2.0 vs. San Diego St. (3/23/19) |
|                | Career | Same                            |
| Longest Start  | Season |                                 |
|                | Career |                                 |
| Shortest Start | Season |                                 |
|                | Career |                                 |
| Longest Relief | Season | 2.0 vs. San Diego St. (3/23/19) |
|                | Career | Same                            |
| Hits           | Season | 4 vs. San Diego St. (3/23/19)   |
|                | Career | Same                            |
| Runs           | Season | 5 vs. San Diego St. (3/23/19)   |
|                | Career | Same                            |
| Earned Runs    | Season | 5 vs. San Diego St. (3/23/19)   |
|                | Career | Same                            |
| Walks          | Season | 2 at UNLV (3/30/19)             |
|                | Career | Same                            |
| Strikeouts     | Season | 2 - done twice                  |
|                | Career | Same                            |

### GAME-BY-GAME STATISTICS

| Date   | OPPONENT        | GS | IP  | H  | R | ER | BB | SO | 2B | 3B | HR | WP | BK | HBP | IBB | Score | W | L | SV | ERA  |
|--------|-----------------|----|-----|----|---|----|----|----|----|----|----|----|----|-----|-----|-------|---|---|----|------|
| Feb 18 | Oregon State    |    | 1.0 | 2  | 1 | 1  | 1  | 1  | 1  | 0  | 0  | 0  | 0  | 0   | 0   | 0-5   | 0 | 0 | 0  | 9.00 |
| Feb 24 | NIAGARA-1       |    | 1.0 | 2  | 0 | 0  | 0  | 0  | 0  | 0  | 0  | 1  | 0  | 0   | 0   | 13-3  | 0 | 0 | 0  | 4.50 |
| Mar 01 | SAN JOSE STATE  |    | 1.0 | 1  | 0 | 0  | 0  | 1  | 0  | 0  | 0  | 1  | 0  | 0   | 0   | 14-2  | 0 | 0 | 0  | 3.00 |
| Mar 16 | Nevada          |    | 1.0 | 1  | 0 | 0  | 0  | 1  | 0  | 0  | 0  | 0  | 0  | 0   | 0   | 9-3   | 0 | 0 | 0  | 2.25 |
| Mar 19 | OKLAHOMA        |    | 1.0 | 1  | 0 | 0  | 1  | 0  | 1  | 0  | 0  | 0  | 0  | 0   | 0   | 1-8   | 0 | 0 | 0  | 1.80 |
| Mar 23 | SAN DIEGO STATE |    | 2.0 | 4  | 5 | 5  | 0  | 2  | 1  | 1  | 0  | 0  | 0  | 1   | 0   | 3-19  | 0 | 0 | 0  | 7.71 |
| Mar 30 | UNLV            |    | 0.0 | 0  | 0 | 0  | 2  | 0  | 0  | 0  | 0  | 0  | 0  | 0   | 0   | 0-8   | 0 | 0 | 0  | 7.71 |
| Apr 18 | UC RIVERSIDE    |    | 1.1 | 1  | 0 | 0  | 1  | 2  | 0  | 0  | 0  | 0  | 0  | 1   | 0   | 10-18 | 0 | 0 | 0  | 6.48 |
| Apr 23 | Texas Tech      |    | 0.2 | 2  | 1 | 1  | 0  | 1  | 0  | 0  | 0  | 1  | 0  | 0   | 0   | 4-6   | 0 | 0 | 0  | 7.00 |
| Totals |                 | 0  | 9.0 | 14 | 7 | 7  | 5  | 8  | 3  | 1  | 0  | 3  | 0  | 2   | 0   | 54-72 | 0 | 0 | 0  | 7.00 |

### MARRUFO'S CAREER STATS AT UNM

| Year  | era  | w-l | app | gs | cq | sho | sv | ip  | h  | r | er | bb | so | 2b | 3b | hr | bf | bavg | wp | hbp | bk | sfa | sha |
|-------|------|-----|-----|----|----|-----|----|-----|----|---|----|----|----|----|----|----|----|------|----|-----|----|-----|-----|
| 2019  | 7.00 | 0-0 | 9   | 0  | 0  | 0/0 | 0  | 9.0 | 14 | 7 | 7  | 5  | 8  | 3  | 1  | 0  | 48 | .359 | 3  | 2   | 0  | 2   | 0   |
| TOTAL | 7.00 | 0-0 | 9   | 0  | 0  | 0/0 | 0  | 9.0 | 14 | 7 | 7  | 5  | 8  | 3  | 1  | 0  | 48 | .359 | 3  | 2   | 0  | 2   | 0   |



# UNIVERSITY OF NEW MEXICO

## 2019 BASEBALL



### PITCHERS

# #29

## CHAD SMITH

RHP | 6-4 | 210 | SR | Albuquerque, N.M. (La Cueva HS)



| ERA  | W-L-S | APP-GS | IP   | R  | ER | BB | K  | OPP. BA |
|------|-------|--------|------|----|----|----|----|---------|
| 6.60 | 0-1-0 | 14-0   | 15.0 | 11 | 11 | 18 | 16 | .263    |

#### Smith's Single-Game Highs

|                |        |                             |
|----------------|--------|-----------------------------|
| Innings        | Season | 3.0 vs. Gonzaga (2/17/19)   |
|                | Career | 3.1 vs. NMSU (5/2/17)       |
| Longest Start  | Season |                             |
|                | Career |                             |
| Shortest Start | Season |                             |
|                | Career |                             |
| Longest Relief | Season | 3.0 vs. Gonzaga (2/17/19)   |
|                | Career | 3.1 vs. NMSU (5/2/17)       |
| Hits           | Season | 3 vs. Texas Tech (4/2/19)   |
|                | Career | 6 at Nevada (4/13/18)       |
| Runs           | Season | 3 - done twice              |
|                | Career | 6 vs. Arizona (4/2/18)      |
| Earned Runs    | Season | 3 - done twice              |
|                | Career | 6 vs. Arizona (4/2/18)      |
| Walks          | Season | 4 vs. San Jose St. (3/1/19) |
|                | Career | 4 - done twice              |
| Strikeouts     | Season | 3 - done twice              |
|                | Career | 4 vs. Oregon St. (2/16/18)  |

### GAME-BY-GAME STATISTICS

| Date   | OPPONENT         | GS | IP   | H  | R  | ER | BB | SO | 2B | 3B | HR | WP | BK | HBP | IBB | Score   | W | L | SV | ERA  |
|--------|------------------|----|------|----|----|----|----|----|----|----|----|----|----|-----|-----|---------|---|---|----|------|
| Feb 17 | Gonzaga          |    | 3.0  | 1  | 0  | 0  | 2  | 2  | 0  | 0  | 0  | 0  | 0  | 1   | 0   | 6-4     | 0 | 0 | 0  | 0.00 |
| Feb 23 | NIAGARA-1        |    | 0.1  | 1  | 3  | 3  | 2  | 1  | 0  | 0  | 0  | 0  | 0  | 0   | 0   | 3-5     | 0 | 1 | 0  | 8.10 |
| Mar 01 | SAN JOSE STATE   |    | 11   | 1  | 1  | 1  | 4  | 1  | 1  | 0  | 0  | 0  | 0  | 0   | 0   | 14-2    | 0 | 1 | 0  | 7.71 |
| Mar 03 | SAN JOSE STATE   |    | 1.0  | 2  | 1  | 1  | 1  | 2  | 1  | 0  | 0  | 0  | 0  | 0   | 0   | 18-22   | 0 | 1 | 0  | 7.94 |
| Mar 15 | Nevada           |    | 1.0  | 1  | 0  | 0  | 1  | 0  | 1  | 0  | 0  | 0  | 0  | 0   | 0   | 3-5     | 0 | 1 | 0  | 6.75 |
| Mar 20 | OKLAHOMA         |    | 2.0  | 1  | 0  | 0  | 1  | 1  | 0  | 0  | 0  | 1  | 0  | 0   | 0   | 6-8     | 0 | 1 | 0  | 5.19 |
| Mar 23 | SAN DIEGO STATE  |    | 0.2  | 2  | 2  | 2  | 1  | 0  | 0  | 0  | 1  | 0  | 0  | 0   | 0   | 3-19    | 0 | 1 | 0  | 6.75 |
| Apr 02 | TEXAS TECH       |    | 0.2  | 3  | 3  | 3  | 0  | 2  | 1  | 0  | 1  | 0  | 0  | 0   | 0   | 6-15    | 0 | 1 | 0  | 9.00 |
| Apr 06 | San Jose State   |    | 1.0  | 1  | 0  | 0  | 2  | 0  | 1  | 0  | 0  | 0  | 0  | 0   | 0   | 3-8     | 0 | 1 | 0  | 8.18 |
| Apr 14 | NEVADA           |    | 11   | 0  | 0  | 0  | 1  | 3  | 0  | 0  | 0  | 0  | 0  | 0   | 0   | 8-14    | 0 | 1 | 0  | 7.30 |
| Apr 16 | NEW MEXICO STATE |    | 2.1  | 1  | 0  | 0  | 1  | 3  | 0  | 0  | 0  | 0  | 0  | 0   | 0   | 8-11    | 0 | 1 | 0  | 6.14 |
| Apr 19 | UC RIVERSIDE     |    | 0.0  | 1  | 1  | 1  | 0  | 0  | 1  | 0  | 0  | 0  | 0  | 0   | 0   | 11-10   | 0 | 1 | 0  | 6.75 |
| Apr 20 | UC RIVERSIDE     |    | 0.1  | 0  | 0  | 0  | 0  | 1  | 0  | 0  | 0  | 0  | 0  | 0   | 0   | 10-9    | 0 | 1 | 0  | 6.60 |
| Apr 23 | Texas Tech       |    | 0.0  | 0  | 0  | 0  | 2  | 0  | 0  | 0  | 0  | 1  | 0  | 0   | 0   | 4-6     | 0 | 1 | 0  | 6.60 |
| Totals |                  | 0  | 15.0 | 15 | 11 | 11 | 18 | 16 | 6  | 0  | 2  | 2  | 0  | 1   | 0   | 103-138 | 0 | 1 | 0  | 6.60 |

### SMITH'S CAREER STATS AT UNM

| Year  | era   | w-l | app | gs | cq | sho | sv | ip   | h  | r  | er | bb | so | 2b | 3b | hr | bf  | bavg | wp | hbp | bk | sfa | sha |
|-------|-------|-----|-----|----|----|-----|----|------|----|----|----|----|----|----|----|----|-----|------|----|-----|----|-----|-----|
| 2017  | 17.69 | 0-1 | 16  | 0  | 0  | 0/0 | 0  | 9.2  | 23 | 19 | 19 | 5  | 6  | 3  | 0  | 1  | 57  | .451 | 2  | 1   | 0  | 0   | 0   |
| 2018  | 9.78  | 0-0 | 17  | 0  | 0  | 0/1 | 0  | 23.0 | 37 | 29 | 25 | 18 | 10 | 8  | 1  | 2  | 122 | .394 | 4  | 5   | 1  | 3   | 2   |
| 2019  | 6.60  | 0-1 | 14  | 0  | 0  | 0/0 | 0  | 15.0 | 15 | 11 | 11 | 18 | 16 | 6  | 0  | 2  | 76  | .263 | 2  | 1   | 0  | 0   | 0   |
| TOTAL | 10.38 | 0-2 | 47  | 0  | 0  | 0/1 | 0  | 47.2 | 75 | 59 | 55 | 41 | 32 | 17 | 1  | 5  | 255 | .371 | 8  | 7   | 1  | 3   | 2   |





# UNIVERSITY OF NEW MEXICO

## 2019 BASEBALL



### PITCHERS

# #30

## JACK WHITE

RHP | 6-3 | 195 | RsFR | Albuquerque, N.M. (Cibola HS)



| ERA   | W-L-S | APP-GS | IP  | R | ER | BB | K | OPP. BA |
|-------|-------|--------|-----|---|----|----|---|---------|
| 10.38 | 1-0-0 | 7-0    | 4.1 | 6 | 5  | 3  | 1 | .294    |

#### White's Single-Game Highs

|                |        |                               |
|----------------|--------|-------------------------------|
| Innings        | Season | 11 vs. Oregon State (2-18-19) |
|                | Career | Same                          |
| Longest Start  | Season |                               |
|                | Career |                               |
| Shortest Start | Season |                               |
|                | Career |                               |
| Longest Relief | Season | 11 vs. Oregon State (2-18-19) |
|                | Career | Same                          |
| Hits           | Season | 2 vs. Oklahoma (3/20/19)      |
|                | Career | Same                          |
| Runs           | Season | 2 - done twice                |
|                | Career | Same                          |
| Earned Runs    | Season | 2 vs. Oklahoma (3/20/19)      |
|                | Career | Same                          |
| Walks          | Season | 1 - done twice                |
|                | Career | Same                          |
| Strikeouts     | Season | 1 at Arizona (2/27/19)        |
|                | Career | Same                          |

### GAME-BY-GAME STATISTICS

| Date   | OPPONENT            | GS | IP  | H | R | ER | BB | SO | 2B | 3B | HR | WP | BK | HBP | IBB | Score | W | L | SV | ERA   |
|--------|---------------------|----|-----|---|---|----|----|----|----|----|----|----|----|-----|-----|-------|---|---|----|-------|
| Feb 18 | Oregon State        | 1  | 1   | 0 | 0 | 0  | 0  | 0  | 0  | 0  | 0  | 0  | 0  | 0   | 0   | 0-5   | 0 | 0 | 0  | 0.00  |
| Feb 27 | Arizona             | 1  | 0   | 0 | 0 | 0  | 1  | 0  | 0  | 0  | 0  | 0  | 0  | 0   | 0   | 5-4   | 1 | 0 | 0  | 0.00  |
| Mar 03 | SAN JOSE STATE      | 0  | 1   | 2 | 1 | 0  | 0  | 0  | 0  | 0  | 0  | 0  | 0  | 0   | 0   | 18-22 | 1 | 0 | 0  | 3.86  |
| Mar 10 | CAL STATE FULLERTON | 0  | 1   | 1 | 1 | 0  | 0  | 0  | 0  | 0  | 0  | 0  | 0  | 0   | 0   | 7-13  | 1 | 0 | 0  | 7.71  |
| Mar 20 | OKLAHOMA            | 1  | 0   | 2 | 2 | 2  | 1  | 0  | 1  | 0  | 0  | 1  | 0  | 0   | 0   | 6-8   | 1 | 0 | 0  | 10.80 |
| Apr 03 | TEXAS TECH          | 1  | 0   | 0 | 0 | 1  | 0  | 0  | 0  | 0  | 0  | 0  | 0  | 0   | 0   | 12-9  | 1 | 0 | 0  | 8.31  |
| Apr 18 | UC RIVERSIDE        | 0  | 0   | 1 | 1 | 1  | 1  | 0  | 0  | 0  | 1  | 0  | 0  | 0   | 0   | 10-18 | 1 | 0 | 0  | 10.38 |
| Totals |                     | 0  | 4.1 | 5 | 6 | 5  | 3  | 1  | 1  | 0  | 1  | 1  | 0  | 0   | 0   | 58-79 | 1 | 0 | 0  | 10.38 |

### WHITE'S CAREER STATS AT UNM

| Year  | era   | w-l | app | qs | cq | sho | sv | ip  | h | r | er | bb | so | 2b | 3b | hr | bf | bavg | wp | hbp | bk | sfa | sha |
|-------|-------|-----|-----|----|----|-----|----|-----|---|---|----|----|----|----|----|----|----|------|----|-----|----|-----|-----|
| 2019  | 10.38 | 1-0 | 7   | 0  | 0  | 0/0 | 0  | 4.1 | 5 | 6 | 5  | 3  | 1  | 1  | 0  | 1  | 21 | .294 | 1  | 0   | 0  | 0   | 1   |
| TOTAL | 10.38 | 1-0 | 7   | 0  | 0  | 0/0 | 0  | 4.1 | 5 | 6 | 5  | 3  | 1  | 1  | 0  | 1  | 21 | .294 | 1  | 0   | 0  | 0   | 1   |



# UNIVERSITY OF NEW MEXICO

## 2019 BASEBALL



### PITCHERS

# #32

## MALACHI EMOND

RHP | 6-3 | 233 | SR | Coventry, Conn. (Western Oklahoma JC)



| ERA  | W-L-S | APP-GS | IP   | R  | ER | BB | K  | OPP. BA |
|------|-------|--------|------|----|----|----|----|---------|
| 3.86 | 3-1-7 | 20-0   | 30.1 | 14 | 13 | 6  | 39 | .271    |

### Emond's Single-Game Highs

|                |        |                              |
|----------------|--------|------------------------------|
| Innings        | Season | 3.1 - done twice             |
|                | Career | 4.2 vs. Fresno St. (4/7/18)  |
| Longest Start  | Season |                              |
|                | Career |                              |
| Shortest Start | Season |                              |
|                | Career |                              |
| Longest Relief | Season | 3.1 - done twice             |
|                | Career | 4.2 vs. Fresno St. (4/7/18)  |
| Hits           | Season | 5 - done twice               |
|                | Career | Same                         |
| Runs           | Season | 4 vs. Oregon State (2/15/19) |
|                | Career | Same                         |
| Earned Runs    | Season | 3 vs. Oregon State (2/15/19) |
|                | Career | 3 - done twice               |
| Walks          | Season | 2 vs. Oregon State (2/15/19) |
|                | Career | 4 vs. Air Force (3/24/18)    |
| Strikeouts     | Season | 5 - done twice               |
|                | Career | 5 - done four times          |

### GAME-BY-GAME STATISTICS

| Date   | OPPONENT            | GS | IP   | H  | R  | ER | BB | SO | 2B | 3B | HR | WP | BK | HBP | IBB | Score   | W | L | SV | ERA   |
|--------|---------------------|----|------|----|----|----|----|----|----|----|----|----|----|-----|-----|---------|---|---|----|-------|
| Feb 15 | Oregon State        |    | 2.0  | 5  | 4  | 3  | 2  | 2  | 1  | 0  | 0  | 0  | 0  | 0   | 0   | 5-6     | 0 | 1 | 0  | 13.50 |
| Feb 17 | Gonzaga             |    | 1.0  | 0  | 0  | 0  | 0  | 1  | 0  | 0  | 0  | 0  | 0  | 0   | 0   | 6-4     | 0 | 1 | 1  | 9.00  |
| Feb 23 | NIAGARA-1           |    | 0.2  | 2  | 1  | 1  | 1  | 1  | 0  | 0  | 0  | 0  | 0  | 0   | 0   | 3-5     | 0 | 1 | 1  | 9.82  |
| Feb 24 | NIAGARA-2           |    | 1.1  | 2  | 1  | 1  | 0  | 3  | 1  | 0  | 0  | 0  | 0  | 0   | 0   | 7-4     | 0 | 1 | 2  | 9.00  |
| Feb 27 | Arizona             |    | 1.0  | 1  | 0  | 0  | 0  | 1  | 0  | 0  | 0  | 0  | 0  | 0   | 0   | 5-4     | 0 | 1 | 3  | 7.50  |
| Mar 02 | SAN JOSE STATE      |    | 1.1  | 2  | 0  | 0  | 0  | 2  | 0  | 0  | 0  | 0  | 0  | 0   | 0   | 7-6     | 1 | 1 | 3  | 6.14  |
| Mar 03 | SAN JOSE STATE      |    | 1.0  | 2  | 1  | 1  | 0  | 1  | 0  | 0  | 0  | 0  | 0  | 0   | 0   | 18-22   | 1 | 1 | 3  | 6.48  |
| Mar 08 | CAL STATE FULLERTON |    | 1.0  | 1  | 0  | 0  | 0  | 0  | 0  | 0  | 0  | 0  | 0  | 0   | 0   | 6-4     | 1 | 1 | 4  | 5.79  |
| Mar 17 | Nevada              |    | 2.0  | 0  | 0  | 0  | 0  | 2  | 0  | 0  | 0  | 0  | 0  | 0   | 0   | 4-6     | 1 | 1 | 4  | 4.76  |
| Mar 20 | OKLAHOMA            |    | 0.2  | 0  | 0  | 0  | 1  | 0  | 0  | 0  | 0  | 0  | 0  | 0   | 0   | 6-8     | 1 | 1 | 4  | 4.50  |
| Mar 24 | SAN DIEGO STATE     |    | 3.1  | 4  | 1  | 1  | 0  | 3  | 2  | 0  | 0  | 0  | 0  | 0   | 0   | 13-4    | 1 | 1 | 5  | 4.11  |
| Mar 29 | UNLV                |    | 1.0  | 0  | 0  | 0  | 0  | 1  | 0  | 0  | 0  | 0  | 0  | 0   | 0   | 3-2     | 1 | 1 | 6  | 4.34  |
| Mar 31 | UNLV                |    | 2.1  | 5  | 2  | 2  | 1  | 5  | 0  | 0  | 0  | 0  | 0  | 0   | 0   | 7-4     | 1 | 1 | 6  | 3.86  |
| Apr 03 | TEXAS TECH          |    | 1.0  | 2  | 1  | 1  | 0  | 2  | 0  | 0  | 0  | 1  | 0  | 0   | 0   | 12-9    | 2 | 1 | 6  | 4.58  |
| Apr 07 | San Jose State      |    | 1.2  | 2  | 1  | 1  | 0  | 1  | 0  | 0  | 0  | 1  | 0  | 0   | 0   | 1-5     | 2 | 1 | 6  | 4.64  |
| Apr 12 | NEVADA              |    | 2.0  | 0  | 0  | 0  | 0  | 5  | 0  | 0  | 0  | 0  | 0  | 0   | 0   | 6-4     | 2 | 1 | 7  | 4.24  |
| Apr 14 | NEVADA              |    | 1.2  | 0  | 0  | 0  | 0  | 3  | 0  | 0  | 0  | 0  | 0  | 0   | 0   | 8-14    | 2 | 1 | 7  | 3.96  |
| Apr 16 | NEW MEXICO STATE    |    | 1.0  | 2  | 1  | 1  | 1  | 1  | 0  | 0  | 0  | 0  | 0  | 0   | 0   | 8-11    | 2 | 1 | 7  | 4.15  |
| Apr 19 | UC RIVERSIDE        |    | 3.1  | 2  | 1  | 1  | 0  | 4  | 0  | 0  | 1  | 0  | 0  | 0   | 0   | 11-10   | 3 | 1 | 7  | 3.92  |
| Apr 23 | Texas Tech          |    | 1.0  | 0  | 0  | 0  | 0  | 1  | 0  | 0  | 0  | 0  | 0  | 0   | 0   | 4-6     | 3 | 1 | 7  | 3.86  |
| Totals |                     | 0  | 30.1 | 32 | 14 | 13 | 6  | 39 | 4  | 0  | 1  | 2  | 0  | 0   | 0   | 140-138 | 3 | 1 | 7  | 3.86  |

### EMOND'S CAREER STATS AT UNM

| Year  | era  | w-l | app | qs | cq | sho | sv | ip   | h  | r  | er | bb | so | 2b | 3b | hr | bf  | bavg | wp | hbp | bk | sfa | sha |
|-------|------|-----|-----|----|----|-----|----|------|----|----|----|----|----|----|----|----|-----|------|----|-----|----|-----|-----|
| 2018  | 2.72 | 3-2 | 26  | 0  | 0  | 0/0 | 2  | 39.2 | 30 | 15 | 12 | 18 | 56 | 6  | 2  | 1  | 167 | .211 | 6  | 3   | 0  | 1   | 3   |
| 2019  | 3.86 | 3-1 | 20  | 0  | 0  | 0/0 | 7  | 30.1 | 32 | 14 | 13 | 6  | 39 | 4  | 0  | 1  | 126 | .271 | 2  | 0   | 0  | 2   | 0   |
| TOTAL | 3.21 | 6-3 | 46  | 0  | 0  | 0/0 | 9  | 70.0 | 62 | 29 | 25 | 24 | 95 | 10 | 2  | 2  | 293 | .238 | 8  | 3   | 0  | 3   | 3   |



# UNIVERSITY OF NEW MEXICO

## 2019 BASEBALL



### PITCHERS

# #37

## TREVOR RILEY

RHP | 6-2 | 175 | FR | Poway, Calif. (Poway HS)



| ERA   | W-L-S | APP-GS | IP  | R | ER | BB | K | OPP. BA |
|-------|-------|--------|-----|---|----|----|---|---------|
| 40.50 | 0-0-0 | 1-0    | 0.2 | 3 | 3  | 3  | 2 | .000    |

### Riley's Single-Game Highs

|                |        |                             |
|----------------|--------|-----------------------------|
| Innings        | Season | 0.2 vs. Texas Tech (4/2/19) |
|                | Career | Same                        |
| Longest Start  | Season |                             |
|                | Career |                             |
| Shortest Start | Season |                             |
|                | Career |                             |
| Longest Relief | Season | 0.2 vs. Texas Tech (4/2/19) |
|                | Career | Same                        |
| Hits           | Season |                             |
|                | Career |                             |
| Runs           | Season | 3 vs. Texas Tech (4/2/19)   |
|                | Career | Same                        |
| Earned Runs    | Season | 3 vs. Texas Tech (4/2/19)   |
|                | Career | Same                        |
| Walks          | Season | 3 vs. Texas Tech (4/2/19)   |
|                | Career | Same                        |
| Strikeouts     | Season | 2 vs. Texas Tech (4/2/19)   |
|                | Career | Same                        |

### GAME-BY-GAME STATISTICS

| Date   | OPPONENT   | GS | IP  | H | R | ER | BB | SO | 2B | 3B | HR | WP | BK | HBP | IBB | Score | W | L | SV | ERA   |
|--------|------------|----|-----|---|---|----|----|----|----|----|----|----|----|-----|-----|-------|---|---|----|-------|
| Apr 02 | TEXAS TECH |    | 0.2 | 0 | 3 | 3  | 3  | 2  | 0  | 0  | 0  | 0  | 0  | 0   | 0   | 6-15  | 0 | 0 | 0  | 40.50 |
| Totals |            | 0  | 0.2 | 0 | 3 | 3  | 3  | 2  | 0  | 0  | 0  | 0  | 0  | 0   | 0   | 6-15  | 0 | 0 | 0  | 40.50 |

### RILEY'S CAREER STATS AT UNM

| Year  | era   | w-l | app | qs | cq | sho | sv | ip  | h | r | er | bb | so | 2b | 3b | hr | bf | bavg | wp | hbp | bk | sfa | sha |
|-------|-------|-----|-----|----|----|-----|----|-----|---|---|----|----|----|----|----|----|----|------|----|-----|----|-----|-----|
| 2019  | 40.50 | 0-0 | 1   | 0  | 0  | 0/0 | 0  | 0.2 | 0 | 3 | 3  | 3  | 2  | 0  | 0  | 0  | 5  | .000 | 0  | 0   | 0  | 0   | 0   |
| TOTAL | 40.50 | 0-0 | 1   | 0  | 0  | 0/0 | 0  | 0.2 | 0 | 3 | 3  | 3  | 2  | 0  | 0  | 0  | 5  | .000 | 0  | 0   | 0  | 0   | 0   |



# UNIVERSITY OF NEW MEXICO

## 2019 BASEBALL



### PITCHERS

# #40

## BRIAN COFFEY

LHP | 6-1 | 221 | JR | Las Vegas, Nev. (Bishop Gorman HS)



| ERA  | W-L-S | APP-GS | IP   | R  | ER | BB | K  | OPP. BA |
|------|-------|--------|------|----|----|----|----|---------|
| 8.31 | 2-3-0 | 17-3   | 34.2 | 33 | 32 | 14 | 22 | .347    |

### Coffey's Single-Game Highs

|                |        |                               |
|----------------|--------|-------------------------------|
| Innings        | Season | 6.0 vs. Niagara (2/24/19)     |
|                | Career | Same                          |
| Longest Start  | Season | 6.0 vs. Niagara (2/24/19)     |
|                | Career | Same                          |
| Shortest Start | Season | 2.2 vs. San Jose St. (3/3/19) |
|                | Career | 2.1 vs. Texas Tech (4/17/18)  |
| Longest Relief | Season | 3.2 vs. Nevada (4/13/19)      |
|                | Career | Same                          |
| Hits           | Season | 9 vs. Niagara (2/24/19)       |
|                | Career | Same                          |
| Runs           | Season | 5 vs. UC Riverside (4/18/19)  |
|                | Career | 6 vs. Texas Tech (4/17/18)    |
| Earned Runs    | Season | 5 vs. UC Riverside (4/18/19)  |
|                | Career | 5 - done twice                |
| Walks          | Season | 4 vs. Gonzaga (2/17/19)       |
|                | Career | Same                          |
| Strikeouts     | Season | 5 vs. Nevada (4/13/19)        |
|                | Career | Same                          |

### GAME-BY-GAME STATISTICS

| Date   | OPPONENT            | GS | IP   | H  | R  | ER | BB | SO | 2B | 3B | HR | WP | BK | HBP | IBB | Score   | W | L | SV | ERA   |
|--------|---------------------|----|------|----|----|----|----|----|----|----|----|----|----|-----|-----|---------|---|---|----|-------|
| Feb 17 | Gonzaga             | *  | 3.1  | 3  | 4  | 4  | 4  | 0  | 2  | 0  | 0  | 3  | 0  | 0   | 0   | 6-4     | 0 | 0 | 0  | 10.80 |
| Feb 24 | NIAGARA-1           | *  | 6.0  | 9  | 3  | 3  | 1  | 3  | 2  | 0  | 0  | 0  | 0  | 0   | 0   | 13-3    | 1 | 0 | 0  | 6.75  |
| Mar 03 | SAN JOSE STATE      | *  | 2.2  | 6  | 4  | 4  | 3  | 2  | 1  | 0  | 1  | 1  | 0  | 1   | 2   | 18-22   | 1 | 1 | 0  | 8.25  |
| Mar 09 | CAL STATE FULLERTON |    | 2.0  | 0  | 0  | 0  | 0  | 1  | 0  | 0  | 0  | 0  | 0  | 0   | 0   | 18-11   | 1 | 1 | 0  | 7.07  |
| Mar 10 | CAL STATE FULLERTON |    | 2.0  | 4  | 2  | 2  | 0  | 1  | 0  | 0  | 1  | 0  | 0  | 0   | 0   | 7-13    | 1 | 2 | 0  | 7.31  |
| Mar 17 | Nevada              |    | 3.1  | 3  | 1  | 1  | 1  | 1  | 0  | 0  | 0  | 0  | 0  | 0   | 0   | 4-6     | 1 | 2 | 0  | 6.52  |
| Mar 20 | OKLAHOMA            |    | 2.0  | 3  | 2  | 2  | 0  | 1  | 1  | 0  | 0  | 0  | 0  | 0   | 0   | 6-8     | 1 | 2 | 0  | 6.75  |
| Mar 24 | SAN DIEGO STATE     |    | 1.2  | 3  | 0  | 0  | 0  | 1  | 0  | 0  | 0  | 0  | 0  | 0   | 0   | 13-4    | 2 | 2 | 0  | 6.26  |
| Mar 26 | New Mexico State    |    | 1.0  | 4  | 3  | 3  | 1  | 0  | 0  | 0  | 0  | 0  | 0  | 0   | 0   | 5-13    | 2 | 2 | 0  | 7.12  |
| Mar 30 | UNLV                |    | 0.1  | 2  | 2  | 2  | 0  | 0  | 1  | 0  | 0  | 0  | 0  | 0   | 0   | 0-8     | 2 | 2 | 0  | 7.77  |
| Apr 03 | TEXAS TECH          |    | 2.2  | 3  | 0  | 0  | 1  | 3  | 1  | 0  | 0  | 1  | 0  | 0   | 0   | 12-9    | 2 | 2 | 0  | 7.00  |
| Apr 06 | San Jose State      |    | 1.0  | 2  | 1  | 0  | 1  | 0  | 0  | 0  | 0  | 0  | 1  | 0   | 0   | 3-8     | 2 | 2 | 0  | 6.75  |
| Apr 13 | NEVADA              |    | 3.2  | 1  | 2  | 2  | 1  | 5  | 0  | 0  | 0  | 1  | 0  | 1   | 0   | 0-3     | 2 | 2 | 0  | 6.54  |
| Apr 16 | NEW MEXICO STATE    |    | 0.2  | 0  | 0  | 0  | 0  | 1  | 0  | 0  | 0  | 0  | 0  | 0   | 0   | 8-11    | 2 | 2 | 0  | 6.40  |
| Apr 18 | UC RIVERSIDE        |    | 1.2  | 4  | 5  | 5  | 1  | 1  | 0  | 0  | 0  | 1  | 0  | 0   | 0   | 10-18   | 2 | 2 | 0  | 7.41  |
| Apr 20 | UC RIVERSIDE        |    | 0.0  | 2  | 2  | 2  | 0  | 0  | 0  | 0  | 0  | 1  | 0  | 0   | 0   | 10-9    | 2 | 2 | 0  | 7.94  |
| Apr 23 | Texas Tech          |    | 0.2  | 2  | 2  | 2  | 0  | 2  | 0  | 0  | 0  | 0  | 0  | 0   | 0   | 4-6     | 2 | 3 | 0  | 8.31  |
| Totals |                     | 3  | 34.2 | 51 | 33 | 32 | 14 | 22 | 8  | 0  | 3  | 7  | 1  | 2   | 2   | 137-156 | 2 | 3 | 0  | 8.31  |

### COFFEY'S CAREER STATS AT UNM

| Year  | era  | w-l | app | gs | cq | sho | sv | ip   | h   | r  | er | bb | so | 2b | 3b | hr | bf  | bavg | wp | hbp | bk | sfa | sha |
|-------|------|-----|-----|----|----|-----|----|------|-----|----|----|----|----|----|----|----|-----|------|----|-----|----|-----|-----|
| 2017  | 7.20 | 0-0 | 6   | 0  | 0  | 0/0 | 0  | 5.0  | 9   | 4  | 4  | 2  | 3  | 1  | 0  | 0  | 24  | .409 | 0  | 0   | 0  | 0   | 0   |
| 2018  | 6.67 | 0-1 | 22  | 1  | 0  | 0/0 | 0  | 27.0 | 46  | 23 | 20 | 9  | 25 | 10 | 1  | 2  | 134 | .380 | 3  | 1   | 0  | 0   | 3   |
| 2019  | 8.31 | 2-3 | 17  | 3  | 0  | 0/0 | 0  | 34.2 | 51  | 33 | 32 | 14 | 22 | 8  | 0  | 3  | 165 | .347 | 7  | 2   | 1  | 1   | 1   |
| TOTAL | 7.56 | 2-4 | 45  | 4  | 0  | 0/0 | 0  | 66.2 | 106 | 60 | 56 | 25 | 50 | 19 | 1  | 5  | 323 | .366 | 10 | 3   | 1  | 1   | 4   |



# UNIVERSITY OF NEW MEXICO

## 2019 BASEBALL



### PITCHERS

# #41

## KYLE CONLEY

LHP | 5-9 | 173 | FR | Spring, Texas (Spring HS)



| ERA  | W-L-S | APP-GS | IP  | R | ER | BB | K | OPP. BA |
|------|-------|--------|-----|---|----|----|---|---------|
| 0.00 | 0-0-0 | 1-0    | 0.1 | 0 | 0  | 0  | 1 | .500    |

#### Conley's Single-Game Highs

|                |        |                            |
|----------------|--------|----------------------------|
| Innings        | Season | 0.1 vs. Oklahoma (3/20/19) |
|                | Career | Same                       |
| Longest Start  | Season |                            |
|                | Career |                            |
| Shortest Start | Season |                            |
|                | Career |                            |
| Longest Relief | Season | 0.1 vs. Oklahoma (3/20/19) |
|                | Career | Same                       |
| Hits           | Season | 1 vs. Oklahoma (3/20/19)   |
|                | Career | Same                       |
| Runs           | Season |                            |
|                | Career |                            |
| Earned Runs    | Season |                            |
|                | Career |                            |
| Walks          | Season |                            |
|                | Career |                            |
| Strikeouts     | Season | 1 vs. Oklahoma (3/20/19)   |
|                | Career | Same                       |

### GAME-BY-GAME STATISTICS

| Date   | OPPONENT | GS | IP  | H | R | ER | BB | SO | 2B | 3B | HR | WP | BK | HBP | IBB | Score | W | L | SV | ERA  |
|--------|----------|----|-----|---|---|----|----|----|----|----|----|----|----|-----|-----|-------|---|---|----|------|
| Mar 20 | OKLAHOMA |    | 0.1 | 1 | 0 | 0  | 0  | 1  | 0  | 0  | 0  | 1  | 0  | 0   | 0   | 6-8   | 0 | 0 | 0  | 0.00 |
| Totals |          | 0  | 0.1 | 1 | 0 | 0  | 0  | 1  | 0  | 0  | 0  | 1  | 0  | 0   | 0   | 6-8   | 0 | 0 | 0  | 0.00 |

### CONLEY'S CAREER STATS AT UNM

| Year  | era  | w-l | app | qs | cq | sho | sv | ip  | h | r | er | bb | so | 2b | 3b | hr | bf | bavg | wp | hbp | bk | sfa | sha |
|-------|------|-----|-----|----|----|-----|----|-----|---|---|----|----|----|----|----|----|----|------|----|-----|----|-----|-----|
| 2019  | 0.00 | 0-0 | 1   | 0  | 0  | 0/0 | 0  | 0.1 | 1 | 0 | 0  | 0  | 1  | 0  | 0  | 0  | 2  | .500 | 1  | 0   | 0  | 0   | 0   |
| TOTAL | 0.00 | 0-0 | 1   | 0  | 0  | 0/0 | 0  | 0.1 | 1 | 0 | 0  | 0  | 1  | 0  | 0  | 0  | 2  | .500 | 1  | 0   | 0  | 0   | 0   |





# UNIVERSITY OF NEW MEXICO

## 2019 BASEBALL



### PITCHERS

# #43

## KEVIN CONLEY

RHP | 5-9 | FR | 155 | Spring, Texas (Spring HS)



| ERA | W-L-S | APP-GS | IP  | R   | ER  | BB  | K   | OPP. BA |
|-----|-------|--------|-----|-----|-----|-----|-----|---------|
| --- | ---   | ---    | --- | --- | --- | --- | --- | ---     |

#### Conley's Single-Game Highs

|                |        |
|----------------|--------|
| Innings        | Season |
|                | Career |
| Longest Start  | Season |
|                | Career |
| Shortest Start | Season |
|                | Career |
| Longest Relief | Season |
|                | Career |
| Hits           | Season |
|                | Career |
| Runs           | Season |
|                | Career |
| Earned Runs    | Season |
|                | Career |
| Walks          | Season |
|                | Career |
| Strikeouts     | Season |
|                | Career |

### GAME-BY-GAME STATISTICS

| Date   | OPPONENT | GS | IP | H | R | ER | BB | SO | 2B | 3B | HR | WP | BK | HBP | IBB | Score | W | L | SV | ERA |
|--------|----------|----|----|---|---|----|----|----|----|----|----|----|----|-----|-----|-------|---|---|----|-----|
| Totals |          |    |    |   |   |    |    |    |    |    |    |    |    |     |     |       |   |   |    |     |

### CONLEY'S CAREER STATS AT UNM



# UNIVERSITY OF NEW MEXICO

## 2019 BASEBALL



### PITCHERS

# #44

## NATHANIEL GARLEY

RHP | 6-3 | 221 | JR | Albuquerque, N.M. (Eldorado HS)



| ERA  | W-L-S | APP-GS | IP   | R  | ER | BB | K  | OPP. BA |
|------|-------|--------|------|----|----|----|----|---------|
| 5.37 | 4-4-0 | 10-10  | 55.1 | 37 | 33 | 14 | 37 | .335    |

### Garley's Single-Game Highs

|                       |        |                                |
|-----------------------|--------|--------------------------------|
| <b>Innings</b>        | Season | 7.0 - done four times          |
|                       | Career | Same                           |
| <b>Longest Start</b>  | Season | 7.0 - done four times          |
|                       | Career | Same                           |
| <b>Shortest Start</b> | Season | 3.0 at San Jose St. (4/6/19)   |
|                       | Career | 1.2 - done twice               |
| <b>Longest Relief</b> | Season |                                |
|                       | Career | 6.1 at San Diego St. (3/30/18) |
| <b>Hits</b>           | Season | 12 - done twice                |
|                       | Career | Same                           |
| <b>Runs</b>           | Season | 7 - done twice                 |
|                       | Career | 9 at Air Force (5/13/18)       |
| <b>Earned Runs</b>    | Season | 7 vs. Nevada (4/14/19)         |
|                       | Career | 9 at Air Force (5/13/18)       |
| <b>Walks</b>          | Season | 3 vs. Minnesota (2/16/19)      |
|                       | Career | 3 - done three times           |
| <b>Strikeouts</b>     | Season | 9 vs. Niagara (2/23/19)        |
|                       | Career | 9 - Done twice                 |

### GAME-BY-GAME STATISTICS

| Date   | OPPONENT            | GS | IP   | H  | R  | ER | BB | SO | 2B | 3B | HR | WP | BK | HBP | IBB | Score | W | L | SV | ERA  |
|--------|---------------------|----|------|----|----|----|----|----|----|----|----|----|----|-----|-----|-------|---|---|----|------|
| Feb 16 | Minnesota           | *  | 7.0  | 3  | 1  | 1  | 3  | 6  | 0  | 0  | 0  | 0  | 0  | 0   | 0   | 11-1  | 1 | 0 | 0  | 1.29 |
| Feb 23 | NIAGARA-2           | *  | 7.0  | 7  | 0  | 0  | 1  | 9  | 0  | 1  | 0  | 0  | 0  | 0   | 0   | 5-3   | 2 | 0 | 0  | 0.64 |
| Mar 02 | SAN JOSE STATE      | *  | 6.0  | 12 | 5  | 4  | 2  | 0  | 1  | 0  | 0  | 1  | 0  | 0   | 0   | 7-6   | 2 | 0 | 0  | 2.25 |
| Mar 09 | CAL STATE FULLERTON | *  | 5.0  | 8  | 3  | 3  | 2  | 3  | 1  | 2  | 0  | 0  | 0  | 0   | 0   | 18-11 | 3 | 0 | 0  | 2.88 |
| Mar 16 | Nevada              | *  | 7.0  | 5  | 1  | 1  | 0  | 4  | 2  | 0  | 0  | 1  | 1  | 1   | 0   | 9-3   | 4 | 0 | 0  | 2.53 |
| Mar 23 | SAN DIEGO STATE     | *  | 3.2  | 9  | 7  | 5  | 0  | 1  | 3  | 0  | 1  | 1  | 0  | 0   | 0   | 3-19  | 4 | 1 | 0  | 3.53 |
| Mar 30 | UNLV                | *  | 7.0  | 8  | 3  | 3  | 1  | 4  | 1  | 0  | 1  | 0  | 0  | 1   | 0   | 0-8   | 4 | 2 | 0  | 3.59 |
| Apr 06 | San Jose State      | *  | 3.0  | 7  | 5  | 5  | 2  | 0  | 2  | 0  | 0  | 0  | 0  | 0   | 0   | 3-8   | 4 | 3 | 0  | 4.34 |
| Apr 14 | NEVADA              | *  | 4.2  | 9  | 7  | 7  | 1  | 6  | 4  | 0  | 1  | 0  | 1  | 1   | 0   | 8-14  | 4 | 4 | 0  | 5.19 |
| Apr 20 | UC RIVERSIDE        | *  | 5.0  | 12 | 5  | 4  | 2  | 4  | 3  | 0  | 0  | 1  | 0  | 1   | 0   | 10-9  | 4 | 4 | 0  | 5.37 |
| Totals |                     | 10 | 55.1 | 80 | 37 | 33 | 14 | 37 | 17 | 3  | 3  | 4  | 2  | 4   | 0   | 74-82 | 4 | 4 | 0  | 5.37 |

### GARLEY'S CAREER STATS AT UNM

| Year  | era   | w-l | app | gs | cq | sho | sv | ip    | h   | r  | er | bb | so | 2b | 3b | hr | bf  | bavg | wp | hbp | bk | sfa | sha |
|-------|-------|-----|-----|----|----|-----|----|-------|-----|----|----|----|----|----|----|----|-----|------|----|-----|----|-----|-----|
| 2017  | 11.66 | 0-0 | 10  | 1  | 0  | 0/0 | 1  | 14.2  | 21  | 20 | 19 | 9  | 10 | 4  | 2  | 3  | 75  | .328 | 5  | 1   | 0  | 1   | 0   |
| 2018  | 5.10  | 3-4 | 18  | 6  | 0  | 0/0 | 1  | 60.0  | 74  | 41 | 34 | 19 | 47 | 19 | 3  | 7  | 273 | .302 | 9  | 2   | 1  | 1   | 6   |
| 2019  | 5.37  | 4-4 | 10  | 10 | 0  | 0/0 | 0  | 55.1  | 80  | 37 | 33 | 14 | 37 | 17 | 3  | 3  | 262 | .335 | 4  | 4   | 2  | 1   | 3   |
| TOTAL | 5.95  | 7-8 | 38  | 17 | 0  | 0/0 | 2  | 130.0 | 175 | 98 | 86 | 42 | 94 | 40 | 8  | 13 | 610 | .319 | 18 | 7   | 3  | 3   | 9   |



# UNIVERSITY OF NEW MEXICO

## 2019 BASEBALL



### HITTERS

# #3

## HAYDEN SCHILLING

INF | L/R | 5-11 | 190 | SR | Santee, Calif. (West Hills HS)



| AVG. | H-AB   | R  | 2B | 3B | HR | RBI | SLG% | OB%  |
|------|--------|----|----|----|----|-----|------|------|
| .311 | 47-151 | 33 | 12 | 3  | 1  | 26  | .450 | .410 |

### Schilling's Single-Game Highs

|                     |        |                               |
|---------------------|--------|-------------------------------|
| <b>Hits</b>         | Season | 3 - done four times           |
|                     | Career | 4 - done five times           |
| <b>Runs</b>         | Season | 3 - done four times           |
|                     | Career | 4 vs. Fresno St. (3/31/17)    |
| <b>Doubles</b>      | Season | 2 - done twice                |
|                     | Career | 2 - done five times           |
| <b>Triples</b>      | Season | 1 - done three times          |
|                     | Career | 1 - done five times           |
| <b>Home Runs</b>    | Season | 1 vs. CSU Fullerton (3/10/19) |
|                     | Career | 1 - done four times           |
| <b>RBI's</b>        | Season | 5 vs. San Jose St. (3/1/19)   |
|                     | Career | Same                          |
| <b>Walks</b>        | Season | 2 - done three times          |
|                     | Career | 3 at Air Force (5/11/18)      |
| <b>Stolen Bases</b> | Season | 2 - done twice                |
|                     | Career | Same                          |

### GAME-BY-GAME STATISTICS

| Date   | OPPONENT            | GS | AB | R   | H  | RBI | 2B | 3B | HR | BB | IBB | SB | CS | HBP | SAC | SF | GDP | K | PO | A  | E   | Avg  |      |
|--------|---------------------|----|----|-----|----|-----|----|----|----|----|-----|----|----|-----|-----|----|-----|---|----|----|-----|------|------|
| Feb 15 | Oregon State        | *  | 3  | 1   | 1  | 1   | 0  | 0  | 0  | 2  | 0   | 0  | 0  | 0   | 0   | 0  | 0   | 1 | 1  | 1  | 0   | .333 |      |
| Feb 16 | Minnesota           | *  | 5  | 1   | 2  | 1   | 2  | 0  | 0  | 0  | 0   | 0  | 0  | 1   | 0   | 0  | 1   | 0 | 0  | 2  | 0   | .375 |      |
| Feb 17 | Gonzaga             | *  | 4  | 0   | 3  | 1   | 0  | 0  | 0  | 0  | 0   | 0  | 0  | 0   | 0   | 0  | 0   | 0 | 0  | 1  | 0   | .500 |      |
| Feb 18 | Oregon State        | *  | 3  | 0   | 0  | 0   | 0  | 0  | 0  | 0  | 0   | 0  | 0  | 0   | 1   | 0  | 0   | 2 | 0  | 5  | 0   | .400 |      |
| Feb 23 | NIAGARA-1           | *  | 4  | 1   | 2  | 2   | 0  | 1  | 0  | 0  | 0   | 0  | 0  | 0   | 0   | 0  | 0   | 0 | 0  | 4  | 0   | .421 |      |
| Feb 23 | NIAGARA-2           | *  | 4  | 1   | 0  | 0   | 0  | 0  | 0  | 0  | 0   | 0  | 0  | 0   | 0   | 0  | 1   | 1 | 1  | 2  | 0   | .348 |      |
| Feb 24 | NIAGARA-1           | *  | 5  | 2   | 1  | 1   | 1  | 0  | 0  | 1  | 0   | 1  | 0  | 0   | 0   | 0  | 0   | 0 | 1  | 2  | 0   | .321 |      |
| Feb 24 | NIAGARA-2           | *  | 3  | 1   | 0  | 1   | 0  | 0  | 0  | 1  | 0   | 0  | 0  | 0   | 0   | 1  | 0   | 0 | 2  | 5  | 0   | .290 |      |
| Feb 27 | Arizona             | *  | 5  | 1   | 2  | 0   | 1  | 0  | 0  | 0  | 0   | 0  | 0  | 0   | 0   | 0  | 0   | 0 | 4  | 2  | 0   | .306 |      |
| Mar 01 | SAN JOSE STATE      | *  | 4  | 1   | 2  | 5   | 0  | 1  | 0  | 2  | 0   | 1  | 0  | 0   | 0   | 0  | 0   | 1 | 1  | 5  | 0   | .325 |      |
| Mar 02 | SAN JOSE STATE      | *  | 5  | 0   | 2  | 1   | 1  | 0  | 0  | 0  | 0   | 0  | 1  | 0   | 0   | 0  | 0   | 0 | 2  | 6  | 0   | .333 |      |
| Mar 03 | SAN JOSE STATE      | *  | 3  | 3   | 2  | 0   | 0  | 0  | 0  | 2  | 0   | 2  | 0  | 1   | 0   | 0  | 0   | 0 | 1  | 2  | 0   | .354 |      |
| Mar 08 | CAL STATE FULLERTON | *  | 3  | 0   | 0  | 0   | 0  | 0  | 0  | 0  | 0   | 0  | 0  | 0   | 1   | 0  | 0   | 1 | 1  | 3  | 0   | .333 |      |
| Mar 09 | CAL STATE FULLERTON | *  | 4  | 2   | 1  | 1   | 1  | 0  | 0  | 1  | 0   | 0  | 0  | 1   | 0   | 0  | 0   | 0 | 1  | 2  | 0   | .327 |      |
| Mar 10 | CAL STATE FULLERTON | *  | 5  | 3   | 3  | 2   | 0  | 0  | 1  | 0  | 0   | 0  | 0  | 0   | 0   | 0  | 0   | 0 | 2  | 2  | 0   | .350 |      |
| Mar 15 | Nevada              | *  | 4  | 0   | 3  | 1   | 1  | 0  | 0  | 0  | 0   | 1  | 0  | 0   | 0   | 0  | 0   | 0 | 0  | 1  | 0   | .375 |      |
| Mar 16 | Nevada              | *  | 4  | 1   | 1  | 0   | 1  | 0  | 0  | 1  | 0   | 0  | 0  | 0   | 0   | 0  | 0   | 1 | 0  | 0  | 0   | .368 |      |
| Mar 17 | Nevada              | *  | 3  | 1   | 1  | 0   | 1  | 0  | 0  | 1  | 0   | 0  | 0  | 0   | 0   | 0  | 0   | 1 | 3  | 4  | 1   | .366 |      |
| Mar 19 | OKLAHOMA            | *  | 4  | 0   | 1  | 0   | 0  | 0  | 0  | 0  | 0   | 0  | 0  | 0   | 0   | 0  | 0   | 0 | 2  | 4  | 1   | .360 |      |
| Mar 20 | OKLAHOMA            | *  | 5  | 0   | 0  | 0   | 0  | 0  | 0  | 0  | 0   | 0  | 0  | 0   | 0   | 0  | 0   | 1 | 1  | 6  | 0   | .338 |      |
| Mar 22 | SAN DIEGO STATE     | *  | 4  | 0   | 1  | 0   | 0  | 0  | 0  | 0  | 0   | 0  | 1  | 0   | 0   | 0  | 0   | 0 | 0  | 7  | 0   | .333 |      |
| Mar 23 | SAN DIEGO STATE     | *  | 4  | 1   | 1  | 0   | 0  | 0  | 0  | 1  | 0   | 0  | 0  | 0   | 0   | 0  | 0   | 0 | 0  | 0  | 0   | .330 |      |
| Mar 24 | SAN DIEGO STATE     | *  | 6  | 2   | 2  | 3   | 0  | 0  | 0  | 0  | 0   | 0  | 0  | 0   | 0   | 0  | 0   | 0 | 3  | 4  | 0   | .330 |      |
| Mar 26 | New Mexico State    | *  | 3  | 1   | 1  | 1   | 0  | 0  | 0  | 1  | 0   | 2  | 0  | 1   | 0   | 0  | 0   | 0 | 2  | 4  | 0   | .330 |      |
| Mar 29 | UNLV                | *  | 4  | 0   | 0  | 0   | 0  | 0  | 0  | 1  | 0   | 0  | 0  | 0   | 0   | 0  | 0   | 0 | 0  | 2  | 0   | .317 |      |
| Mar 30 | UNLV                | *  | 3  | 0   | 0  | 0   | 0  | 0  | 0  | 1  | 0   | 0  | 0  | 0   | 0   | 0  | 0   | 1 | 2  | 1  | 0   | .308 |      |
| Mar 31 | UNLV                | *  | 4  | 0   | 2  | 1   | 0  | 0  | 0  | 1  | 0   | 0  | 0  | 0   | 0   | 0  | 0   | 2 | 1  | 2  | 1   | .315 |      |
| Apr 02 | TEXAS TECH          | *  | 4  | 1   | 1  | 0   | 1  | 0  | 0  | 1  | 0   | 0  | 0  | 0   | 0   | 0  | 0   | 1 | 1  | 2  | 0   | .312 |      |
| Apr 03 | TEXAS TECH          | *  | 3  | 3   | 1  | 0   | 0  | 0  | 0  | 1  | 0   | 0  | 0  | 0   | 1   | 0  | 0   | 0 | 0  | 5  | 0   | .313 |      |
| Apr 05 | San Jose State      | *  | 3  | 0   | 0  | 0   | 0  | 0  | 0  | 0  | 1   | 0  | 0  | 0   | 0   | 0  | 0   | 2 | 1  | 2  | 0   | .305 |      |
| Apr 06 | San Jose State      | *  | 4  | 0   | 2  | 0   | 0  | 0  | 0  | 1  | 0   | 0  | 0  | 0   | 0   | 0  | 1   | 0 | 1  | 4  | 0   | .311 |      |
| Apr 07 | San Jose State      | *  | 3  | 0   | 0  | 0   | 0  | 0  | 0  | 0  | 0   | 0  | 0  | 0   | 0   | 0  | 0   | 1 | 0  | 5  | 1   | .304 |      |
| Apr 12 | NEVADA              | *  | 3  | 0   | 2  | 1   | 0  | 1  | 0  | 0  | 0   | 1  | 1  | 1   | 0   | 0  | 0   | 0 | 1  | 3  | 0   | .312 |      |
| Apr 13 | NEVADA              | *  | 4  | 0   | 0  | 0   | 0  | 0  | 0  | 0  | 0   | 0  | 0  | 0   | 0   | 0  | 0   | 0 | 1  | 2  | 0   | .303 |      |
| Apr 14 | NEVADA              | *  | 5  | 1   | 2  | 1   | 2  | 0  | 0  | 0  | 0   | 0  | 0  | 0   | 0   | 0  | 0   | 1 | 0  | 4  | 0   | .307 |      |
| Apr 16 | NEW MEXICO STATE    | *  | 5  | 1   | 1  | 0   | 0  | 0  | 0  | 1  | 0   | 1  | 0  | 0   | 0   | 0  | 0   | 2 | 3  | 1  | 0   | .303 |      |
| Apr 18 | UC RIVERSIDE        | *  | 5  | 3   | 3  | 1   | 0  | 0  | 0  | 0  | 0   | 1  | 0  | 0   | 0   | 0  | 0   | 1 | 1  | 5  | 1   | .313 |      |
| Apr 19 | UC RIVERSIDE        | *  | 4  | 1   | 1  | 1   | 0  | 0  | 0  | 1  | 0   | 0  | 0  | 0   | 0   | 0  | 1   | 0 | 0  | 3  | 0   | .311 |      |
| Apr 20 | UC RIVERSIDE        | *  | 0  | 0   | 0  | 0   | 0  | 0  | 0  | 0  | 0   | 0  | 0  | 0   | 0   | 0  | 0   | 0 | 0  | 1  | 0   | .311 |      |
| Totals |                     |    | 38 | 151 | 33 | 47  | 26 | 12 | 3  | 1  | 21  | 0  | 10 | 3   | 5   | 3  | 1   | 4 | 20 | 40 | 116 | 5    | .311 |

### SCHILLING'S CAREER STATS AT UNM

| Year  | avg  | gp-gs   | ab  | r   | h   | 2b | 3b | hr | rbi | tb  | slg% | bb | hbp | so | gdp | ob%  | sf | sh | sb-att | po  | a   | e  | fld% |
|-------|------|---------|-----|-----|-----|----|----|----|-----|-----|------|----|-----|----|-----|------|----|----|--------|-----|-----|----|------|
| 2015  | .250 | 26-19   | 76  | 13  | 19  | 5  | 0  | 0  | 14  | 24  | .316 | 10 | 1   | 13 | 2   | .341 | 1  | 1  | 2-5    | 37  | 68  | 4  | .963 |
| 2017  | .317 | 48-42   | 161 | 35  | 51  | 9  | 1  | 2  | 30  | 68  | .422 | 24 | 5   | 25 | 1   | .415 | 3  | 6  | 8-14   | 76  | 94  | 8  | .955 |
| 2018  | .348 | 49-46   | 178 | 33  | 62  | 15 | 1  | 1  | 30  | 82  | .461 | 27 | 8   | 19 | 2   | .453 | 1  | 3  | 4-8    | 27  | 93  | 12 | .909 |
| 2019  | .311 | 38-38   | 151 | 33  | 47  | 12 | 3  | 1  | 26  | 68  | .450 | 21 | 5   | 20 | 4   | .410 | 1  | 3  | 10-13  | 40  | 116 | 5  | .969 |
| TOTAL | .316 | 161-145 | 566 | 114 | 179 | 41 | 5  | 4  | 100 | 242 | .428 | 82 | 19  | 77 | 9   | .416 | 6  | 13 | 24-40  | 180 | 371 | 29 | .950 |



# UNIVERSITY OF NEW MEXICO

## 2019 BASEBALL



### HITTERS

# #4

## REESE O'FARRELL

C | R/R | 6-1 | 200 | JR | Burlington, Ontario (Howard College)



| AVG. | H-AB   | R  | 2B | 3B | HR | RBI | SLG% | OB%  |
|------|--------|----|----|----|----|-----|------|------|
| .246 | 28-114 | 15 | 3  | 1  | 0  | 12  | .289 | .353 |

### O'Farrell's Single-Game Highs

|              |        |                             |
|--------------|--------|-----------------------------|
| Hits         | Season | 2 - done six times          |
|              | Career | Same                        |
| Runs         | Season | 2 - done three times        |
|              | Career | Same                        |
| Doubles      | Season | 1 - done three times        |
|              | Career | Same                        |
| Triples      | Season | 1 at UNLV (3/31/19)         |
|              | Career | Same                        |
| Home Runs    | Season |                             |
|              | Career |                             |
| RBIs         | Season | 3 vs. San Jose St. (3/1/19) |
|              | Career | Same                        |
| Walks        | Season | 2 - done three times        |
|              | Career | Same                        |
| Stolen Bases | Season | 1 - done twice              |
|              | Career | Same                        |

### GAME-BY-GAME STATISTICS

| Date   | OPPONENT            | GS | AB  | R  | H  | RBI | 2B | 3B | HR | BB | IBB | SB | CS | HBP | SAC | SF | GDP | K  | PO  | A  | E | Avg  |
|--------|---------------------|----|-----|----|----|-----|----|----|----|----|-----|----|----|-----|-----|----|-----|----|-----|----|---|------|
| Feb 15 | Oregon State        | *  | 4   | 0  | 0  | 0   | 0  | 0  | 0  | 0  | 0   | 0  | 0  | 0   | 0   | 0  | 0   | 0  | 7   | 0  | 0 | .000 |
| Feb 16 | Minnesota           | *  | 3   | 1  | 0  | 0   | 0  | 0  | 0  | 1  | 0   | 0  | 0  | 0   | 0   | 0  | 0   | 0  | 10  | 0  | 0 | .000 |
| Feb 17 | Gonzaga             | *  | 4   | 0  | 1  | 0   | 0  | 0  | 0  | 0  | 0   | 0  | 0  | 0   | 0   | 0  | 0   | 0  | 6   | 1  | 0 | .091 |
| Feb 18 | Oregon State        | *  | 2   | 0  | 0  | 0   | 0  | 0  | 0  | 0  | 0   | 0  | 0  | 0   | 1   | 0  | 0   | 1  | 4   | 0  | 0 | .077 |
| Feb 23 | NIAGARA-1           | *  | 4   | 0  | 1  | 0   | 0  | 0  | 0  | 0  | 0   | 0  | 0  | 0   | 0   | 0  | 0   | 0  | 12  | 1  | 1 | .118 |
| Feb 23 | NIAGARA-2           | *  | 3   | 0  | 1  | 0   | 0  | 0  | 0  | 0  | 0   | 0  | 0  | 0   | 0   | 0  | 0   | 1  | 12  | 0  | 1 | .150 |
| Feb 24 | NIAGARA-1           | *  | 2   | 2  | 1  | 0   | 1  | 0  | 0  | 2  | 0   | 0  | 0  | 0   | 0   | 0  | 0   | 0  | 2   | 1  | 1 | .182 |
| Feb 24 | NIAGARA-2           | *  | 0   | 0  | 0  | 0   | 0  | 0  | 0  | 1  | 0   | 0  | 0  | 1   | 0   | 0  | 0   | 0  | 1   | 1  | 0 | .182 |
| Feb 27 | Arizona             | *  | 4   | 0  | 1  | 0   | 0  | 0  | 0  | 0  | 0   | 0  | 0  | 0   | 0   | 0  | 0   | 0  | 6   | 0  | 0 | .192 |
| Mar 01 | SAN JOSE STATE      | *  | 4   | 1  | 1  | 3   | 0  | 0  | 0  | 1  | 0   | 0  | 0  | 0   | 0   | 0  | 0   | 0  | 10  | 0  | 1 | .200 |
| Mar 02 | SAN JOSE STATE      | *  | 4   | 0  | 1  | 1   | 0  | 0  | 0  | 0  | 0   | 0  | 0  | 0   | 0   | 0  | 0   | 0  | 2   | 1  | 0 | .206 |
| Mar 03 | SAN JOSE STATE      | *  | 2   | 0  | 0  | 0   | 0  | 0  | 0  | 0  | 0   | 0  | 0  | 0   | 0   | 0  | 0   | 0  | 3   | 0  | 0 | .194 |
| Mar 08 | CAL STATE FULLERTON | *  | 2   | 0  | 1  | 0   | 0  | 0  | 0  | 0  | 0   | 0  | 0  | 0   | 1   | 0  | 0   | 1  | 8   | 2  | 0 | .211 |
| Mar 09 | CAL STATE FULLERTON | *  | 5   | 2  | 2  | 1   | 0  | 0  | 0  | 0  | 0   | 0  | 0  | 0   | 0   | 0  | 0   | 0  | 4   | 1  | 0 | .233 |
| Mar 10 | CAL STATE FULLERTON | *  | 2   | 0  | 0  | 0   | 0  | 0  | 0  | 2  | 0   | 0  | 0  | 0   | 0   | 0  | 0   | 0  | 8   | 2  | 0 | .222 |
| Mar 15 | Nevada              | *  | 3   | 0  | 0  | 0   | 0  | 0  | 0  | 0  | 0   | 0  | 0  | 0   | 0   | 0  | 0   | 0  | 5   | 0  | 0 | .208 |
| Mar 16 | Nevada              | *  | 4   | 1  | 1  | 0   | 0  | 0  | 0  | 0  | 0   | 0  | 0  | 0   | 0   | 0  | 0   | 1  | 5   | 2  | 0 | .212 |
| Mar 17 | Nevada              | *  | 3   | 0  | 0  | 0   | 0  | 0  | 0  | 0  | 0   | 0  | 0  | 0   | 0   | 0  | 0   | 1  | 4   | 2  | 1 | .200 |
| Mar 19 | OKLAHOMA            | *  | 3   | 0  | 1  | 0   | 0  | 0  | 0  | 0  | 0   | 0  | 0  | 0   | 0   | 0  | 0   | 2  | 12  | 0  | 1 | .207 |
| Mar 22 | SAN DIEGO STATE     | *  | 3   | 0  | 0  | 0   | 0  | 0  | 0  | 0  | 0   | 0  | 0  | 0   | 0   | 0  | 0   | 1  | 10  | 1  | 0 | .197 |
| Mar 23 | SAN DIEGO STATE     | *  | 3   | 0  | 1  | 0   | 0  | 0  | 0  | 0  | 0   | 0  | 0  | 0   | 0   | 0  | 0   | 0  | 8   | 0  | 0 | .203 |
| Mar 24 | SAN DIEGO STATE     | *  | 5   | 1  | 2  | 2   | 1  | 0  | 0  | 0  | 0   | 0  | 0  | 0   | 0   | 0  | 0   | 0  | 6   | 0  | 0 | .217 |
| Mar 26 | New Mexico State    | *  | 3   | 1  | 1  | 0   | 0  | 0  | 0  | 0  | 1   | 0  | 0  | 0   | 0   | 0  | 0   | 0  | 5   | 0  | 0 | .222 |
| Mar 29 | UNLV                | *  | 3   | 0  | 2  | 0   | 0  | 0  | 0  | 0  | 1   | 0  | 0  | 0   | 0   | 0  | 0   | 0  | 10  | 1  | 1 | .240 |
| Mar 30 | UNLV                | *  | 2   | 0  | 0  | 0   | 0  | 0  | 0  | 0  | 0   | 0  | 0  | 0   | 0   | 0  | 0   | 0  | 7   | 0  | 0 | .234 |
| Mar 31 | UNLV                | *  | 3   | 1  | 1  | 2   | 0  | 1  | 0  | 1  | 0   | 0  | 0  | 0   | 0   | 0  | 0   | 0  | 11  | 1  | 0 | .237 |
| Apr 02 | TEXAS TECH          | *  | 4   | 0  | 2  | 2   | 0  | 0  | 0  | 0  | 0   | 0  | 0  | 0   | 0   | 0  | 0   | 0  | 8   | 0  | 0 | .250 |
| Apr 03 | TEXAS TECH          | *  | 0   | 0  | 0  | 0   | 0  | 0  | 0  | 0  | 0   | 0  | 0  | 0   | 0   | 0  | 0   | 0  | 1   | 0  | 0 | .250 |
| Apr 05 | San Jose State      | *  | 4   | 0  | 0  | 0   | 0  | 0  | 0  | 0  | 0   | 0  | 0  | 0   | 0   | 0  | 0   | 0  | 10  | 1  | 0 | .239 |
| Apr 06 | San Jose State      | *  | 3   | 0  | 1  | 1   | 0  | 0  | 0  | 0  | 1   | 0  | 0  | 0   | 0   | 0  | 0   | 0  | 4   | 0  | 0 | .242 |
| Apr 07 | San Jose State      | *  | 2   | 0  | 0  | 0   | 0  | 0  | 0  | 0  | 1   | 0  | 0  | 0   | 0   | 0  | 0   | 0  | 3   | 1  | 0 | .237 |
| Apr 12 | NEVADA              | *  | 4   | 0  | 0  | 0   | 0  | 0  | 0  | 0  | 0   | 0  | 0  | 0   | 0   | 0  | 0   | 0  | 17  | 2  | 0 | .227 |
| Apr 13 | NEVADA              | *  | 3   | 0  | 1  | 0   | 0  | 0  | 0  | 0  | 0   | 0  | 0  | 0   | 0   | 0  | 0   | 0  | 10  | 1  | 0 | .230 |
| Apr 14 | NEVADA              | *  | 4   | 1  | 2  | 0   | 1  | 0  | 0  | 0  | 0   | 0  | 0  | 0   | 0   | 0  | 0   | 1  | 11  | 2  | 0 | .240 |
| Apr 16 | NEW MEXICO STATE    | *  | 0   | 0  | 0  | 0   | 0  | 0  | 0  | 1  | 0   | 0  | 0  | 0   | 0   | 0  | 0   | 0  | 1   | 0  | 0 | .240 |
| Apr 18 | UC RIVERSIDE        | *  | 3   | 0  | 1  | 0   | 0  | 0  | 0  | 0  | 0   | 0  | 0  | 0   | 1   | 0  | 0   | 2  | 6   | 0  | 1 | .243 |
| Apr 19 | UC RIVERSIDE        | *  | 4   | 2  | 2  | 0   | 0  | 0  | 0  | 0  | 1   | 0  | 0  | 0   | 0   | 0  | 0   | 0  | 14  | 0  | 0 | .252 |
| Apr 20 | UC RIVERSIDE        | *  | 3   | 1  | 0  | 0   | 0  | 0  | 0  | 0  | 1   | 0  | 0  | 0   | 0   | 0  | 0   | 0  | 7   | 0  | 0 | .246 |
| Apr 23 | Texas Tech          | *  | 0   | 1  | 0  | 0   | 0  | 0  | 0  | 2  | 0   | 0  | 0  | 0   | 0   | 0  | 0   | 0  | 4   | 0  | 0 | .246 |
| Totals |                     | 37 | 114 | 15 | 28 | 12  | 3  | 1  | 0  | 17 | 0   | 2  | 0  | 2   | 3   | 0  | 3   | 13 | 274 | 24 | 8 | .246 |

### O'FARRELL'S CAREER STATS AT UNM

| Year  | avg  | gp-gs | ab  | r  | h  | 2b | 3b | hr | rbi | tb | slg% | bb | hbp | so | gdp | ob%  | sf | sh | sb-att | po  | a  | e | fld% |
|-------|------|-------|-----|----|----|----|----|----|-----|----|------|----|-----|----|-----|------|----|----|--------|-----|----|---|------|
| 2019  | .246 | 39-37 | 114 | 15 | 28 | 3  | 1  | 0  | 12  | 33 | .289 | 17 | 2   | 13 | 3   | .353 | 0  | 3  | 2-2    | 274 | 24 | 8 | .974 |
| TOTAL | .246 | 39-37 | 114 | 15 | 28 | 3  | 1  | 0  | 12  | 33 | .289 | 17 | 2   | 13 | 3   | .353 | 0  | 3  | 2-2    | 274 | 24 | 8 | .974 |



# UNIVERSITY OF NEW MEXICO

## 2019 BASEBALL



### HITTERS

# #5

## JUSTIN WATARI

INF | L/R | 5-6 | 158 | JR | Roseville, Calif. (Woodcreek HS)



| AVG. | H-AB   | R  | 2B | 3B | HR | RBI | SLG% | OB%  |
|------|--------|----|----|----|----|-----|------|------|
| .298 | 34-114 | 32 | 6  | 1  | 0  | 11  | .368 | .418 |

### Watari's Single-Game Highs

|                     |        |                              |
|---------------------|--------|------------------------------|
| <b>Hits</b>         | Season | 3 - done twice               |
|                     | Career | 4 - done twice               |
| <b>Runs</b>         | Season | 3 - done twice               |
|                     | Career | 3 - done eight times         |
| <b>Doubles</b>      | Season | 2 vs. UC Riverside (4/20/19) |
|                     | Career | 2 - done twice               |
| <b>Triples</b>      | Season | 1 - done three times         |
|                     | Career | 1 - done five times          |
| <b>Home Runs</b>    | Season |                              |
|                     | Career | 1 vs. UC Davis (5/20/18)     |
| <b>RBI's</b>        | Season | 3 vs. UC Riverside (4/20/19) |
|                     | Career | 3 - done twice               |
| <b>Walks</b>        | Season | 3 - done twice               |
|                     | Career | 3 - done five times          |
| <b>Stolen Bases</b> | Season | 1 - done three times         |
|                     | Career | 2 at San Jose St. (4/29/18)  |

### GAME-BY-GAME STATISTICS

| Date   | OPPONENT            | GS | AB  | R  | H  | RBI | 2B | 3B | HR | BB | IBB | SB | CS | HBP | SAC | SF | GDP | K  | PO | A  | E | Avg  |
|--------|---------------------|----|-----|----|----|-----|----|----|----|----|-----|----|----|-----|-----|----|-----|----|----|----|---|------|
| Feb 15 | Oregon State        | *  | 4   | 0  | 1  | 0   | 0  | 0  | 0  | 0  | 0   | 0  | 0  | 0   | 1   | 0  | 0   | 0  | 0  | 1  | 2 | .250 |
| Feb 16 | Minnesota           | *  | 3   | 3  | 2  | 1   | 0  | 0  | 0  | 3  | 0   | 0  | 0  | 0   | 0   | 0  | 0   | 1  | 3  | 3  | 0 | .429 |
| Feb 17 | Gonzaga             | *  | 2   | 1  | 0  | 0   | 0  | 0  | 0  | 1  | 0   | 0  | 0  | 0   | 1   | 0  | 0   | 0  | 2  | 5  | 1 | .333 |
| Feb 18 | Oregon State        | *  | 3   | 0  | 0  | 0   | 0  | 0  | 0  | 1  | 0   | 0  | 0  | 0   | 0   | 0  | 0   | 0  | 1  | 2  | 0 | .250 |
| Feb 23 | NIAGARA-1           | *  | 5   | 1  | 2  | 0   | 0  | 0  | 0  | 0  | 0   | 0  | 0  | 0   | 0   | 0  | 0   | 0  | 1  | 1  | 0 | .294 |
| Feb 23 | NIAGARA-2           | *  | 3   | 1  | 1  | 0   | 0  | 0  | 0  | 1  | 0   | 0  | 0  | 0   | 0   | 0  | 0   | 0  | 1  | 3  | 0 | .300 |
| Feb 24 | NIAGARA-1           | *  | 4   | 3  | 3  | 1   | 0  | 0  | 0  | 0  | 0   | 1  | 0  | 0   | 0   | 1  | 0   | 0  | 1  | 3  | 0 | .375 |
| Feb 24 | NIAGARA-2           | *  | 5   | 1  | 1  | 0   | 0  | 0  | 0  | 0  | 0   | 0  | 0  | 0   | 0   | 0  | 0   | 0  | 2  | 4  | 0 | .345 |
| Feb 27 | Arizona             | *  | 5   | 0  | 1  | 1   | 1  | 0  | 0  | 0  | 0   | 0  | 0  | 0   | 0   | 0  | 1   | 1  | 0  | 2  | 0 | .324 |
| Mar 01 | SAN JOSE STATE      | *  | 4   | 2  | 1  | 0   | 0  | 0  | 0  | 2  | 0   | 1  | 0  | 0   | 0   | 0  | 0   | 3  | 2  | 2  | 0 | .316 |
| Mar 02 | SAN JOSE STATE      | *  | 3   | 1  | 0  | 0   | 0  | 0  | 0  | 2  | 0   | 0  | 0  | 0   | 0   | 0  | 0   | 0  | 1  | 2  | 0 | .293 |
| Mar 03 | SAN JOSE STATE      | *  | 4   | 2  | 2  | 0   | 0  | 1  | 0  | 2  | 0   | 1  | 0  | 0   | 0   | 0  | 0   | 0  | 1  | 2  | 0 | .311 |
| Mar 08 | CAL STATE FULLERTON | *  | 3   | 2  | 1  | 0   | 0  | 0  | 0  | 1  | 0   | 0  | 0  | 0   | 0   | 0  | 0   | 0  | 5  | 4  | 0 | .312 |
| Mar 09 | CAL STATE FULLERTON | *  | 3   | 2  | 2  | 0   | 0  | 0  | 0  | 1  | 0   | 0  | 0  | 0   | 0   | 0  | 0   | 0  | 0  | 1  | 0 | .333 |
| Mar 29 | UNLV                | *  | 3   | 0  | 0  | 0   | 0  | 0  | 0  | 1  | 0   | 0  | 0  | 0   | 0   | 0  | 0   | 1  | 0  | 2  | 0 | .315 |
| Mar 30 | UNLV                | *  | 2   | 0  | 0  | 0   | 0  | 0  | 0  | 2  | 0   | 0  | 0  | 0   | 0   | 0  | 0   | 0  | 2  | 3  | 1 | .304 |
| Mar 31 | UNLV                | *  | 3   | 1  | 1  | 1   | 0  | 0  | 0  | 0  | 0   | 0  | 0  | 0   | 1   | 1  | 0   | 0  | 1  | 2  | 0 | .305 |
| Apr 02 | TEXAS TECH          | *  | 5   | 0  | 1  | 1   | 1  | 0  | 0  | 0  | 0   | 0  | 0  | 0   | 0   | 0  | 0   | 0  | 4  | 1  | 0 | .297 |
| Apr 03 | TEXAS TECH          | *  | 4   | 2  | 2  | 0   | 1  | 0  | 0  | 0  | 0   | 0  | 0  | 0   | 1   | 0  | 0   | 0  | 1  | 2  | 0 | .309 |
| Apr 05 | San Jose State      | *  | 1   | 1  | 0  | 0   | 0  | 0  | 0  | 3  | 0   | 0  | 0  | 0   | 0   | 0  | 0   | 0  | 3  | 1  | 1 | .304 |
| Apr 06 | San Jose State      | *  | 5   | 1  | 1  | 0   | 0  | 0  | 0  | 0  | 0   | 0  | 0  | 0   | 0   | 0  | 0   | 2  | 5  | 3  | 0 | .297 |
| Apr 07 | San Jose State      | *  | 4   | 0  | 0  | 0   | 0  | 0  | 0  | 0  | 0   | 0  | 0  | 0   | 0   | 0  | 0   | 0  | 0  | 0  | 0 | .282 |
| Apr 12 | NEVADA              | *  | 5   | 0  | 0  | 0   | 0  | 0  | 0  | 0  | 0   | 0  | 0  | 0   | 0   | 0  | 0   | 0  | 0  | 0  | 0 | .265 |
| Apr 13 | NEVADA              | *  | 4   | 0  | 1  | 0   | 0  | 0  | 0  | 0  | 0   | 0  | 0  | 0   | 0   | 0  | 0   | 1  | 2  | 1  | 1 | .264 |
| Apr 14 | NEVADA              | *  | 4   | 1  | 2  | 2   | 0  | 0  | 0  | 1  | 0   | 0  | 0  | 0   | 0   | 0  | 0   | 0  | 1  | 2  | 2 | .275 |
| Apr 16 | NEW MEXICO STATE    | *  | 5   | 2  | 2  | 0   | 0  | 0  | 0  | 1  | 0   | 0  | 0  | 0   | 0   | 0  | 0   | 0  | 3  | 0  | 0 | .281 |
| Apr 18 | UC RIVERSIDE        | *  | 4   | 2  | 2  | 0   | 0  | 0  | 0  | 2  | 0   | 0  | 0  | 0   | 0   | 0  | 0   | 0  | 1  | 2  | 0 | .290 |
| Apr 19 | UC RIVERSIDE        | *  | 4   | 1  | 3  | 3   | 1  | 0  | 0  | 1  | 0   | 0  | 0  | 0   | 1   | 0  | 0   | 0  | 0  | 3  | 0 | .308 |
| Apr 20 | UC RIVERSIDE        | *  | 5   | 2  | 2  | 1   | 2  | 0  | 0  | 0  | 0   | 0  | 0  | 0   | 0   | 0  | 0   | 0  | 2  | 3  | 1 | .312 |
| Apr 23 | Texas Tech          | *  | 5   | 0  | 0  | 0   | 0  | 0  | 0  | 0  | 0   | 0  | 0  | 0   | 0   | 0  | 1   | 2  | 2  | 0  | 0 | .298 |
| Totals |                     | 30 | 114 | 32 | 34 | 11  | 6  | 1  | 0  | 25 | 0   | 3  | 0  | 0   | 5   | 2  | 2   | 11 | 47 | 60 | 9 | .298 |

### WATARI'S CAREER STATS AT UNM

| Year  | avg  | gp-gs   | ab  | r  | h   | 2b | 3b | hr | rbi | tb  | slg% | bb | hbp | so | gdp | ob%  | sf | sh | sb-alt | po  | a   | e  | fld% |
|-------|------|---------|-----|----|-----|----|----|----|-----|-----|------|----|-----|----|-----|------|----|----|--------|-----|-----|----|------|
| 2017  | .268 | 35-26   | 82  | 29 | 22  | 4  | 0  | 0  | 12  | 26  | .317 | 32 | 1   | 22 | 1   | .474 | 1  | 1  | 1-2    | 32  | 79  | 4  | .965 |
| 2018  | .321 | 46-44   | 159 | 35 | 51  | 11 | 2  | 1  | 25  | 69  | .434 | 33 | 1   | 15 | 5   | .438 | 1  | 12 | 6-8    | 67  | 123 | 6  | .969 |
| 2019  | .298 | 30-30   | 114 | 32 | 34  | 6  | 1  | 0  | 11  | 42  | .368 | 25 | 0   | 11 | 2   | .418 | 2  | 5  | 3-3    | 47  | 60  | 9  | .922 |
| TOTAL | .301 | 111-100 | 355 | 96 | 107 | 21 | 3  | 1  | 48  | 137 | .386 | 90 | 2   | 48 | 8   | .441 | 4  | 18 | 10-13  | 146 | 262 | 19 | .956 |





# UNIVERSITY OF NEW MEXICO

## 2019 BASEBALL



### HITTERS

# #6

## BRAYDEN MERRITT

OF | L/R | 5-9 | 175 | SO | Chandler, Ariz. (Hamilton HS)



| AVG. | H-AB  | R  | 2B | 3B | HR | RBI | SLG% | OB%  |
|------|-------|----|----|----|----|-----|------|------|
| .208 | 16-77 | 11 | 2  | 0  | 0  | 3   | .234 | .279 |

### Merritt's Single-Game Highs

|                     |        |                              |
|---------------------|--------|------------------------------|
| <b>Hits</b>         | Season | 3 vs. UC Riverside (4/20/19) |
|                     | Career | 4 vs. UNLV (4/22/18)         |
| <b>Runs</b>         | Season | 1 - done 11 times            |
|                     | Career | 3 vs. Nevada (3/3/18)        |
| <b>Doubles</b>      | Season | 1 - done twice               |
|                     | Career | 1 - done seven times         |
| <b>Triples</b>      | Season |                              |
|                     | Career |                              |
| <b>Home Runs</b>    | Season |                              |
|                     | Career | 1 - done twice               |
| <b>RBIs</b>         | Season | 1 - done three times         |
|                     | Career | 2 - done four times          |
| <b>Walks</b>        | Season | 1 - done seven times         |
|                     | Career | 1 - done 15 times            |
| <b>Stolen Bases</b> | Season | 1 - done three times         |
|                     | Career | 1 - done five times          |

### GAME-BY-GAME STATISTICS

| Date   | OPPONENT            | GS | AB | R  | H  | RBI | 2B | 3B | HR | BB | IBB | SB | CS | HBP | SAC | SF | GDP | K  | PO | A | E | Avg  |
|--------|---------------------|----|----|----|----|-----|----|----|----|----|-----|----|----|-----|-----|----|-----|----|----|---|---|------|
| Feb 15 | Oregon State        | *  | 3  | 1  | 1  | 0   | 0  | 0  | 0  | 1  | 0   | 0  | 0  | 0   | 0   | 0  | 0   | 1  | 2  | 0 | 0 | .333 |
| Feb 16 | Minnesota           | *  | 5  | 1  | 0  | 0   | 0  | 0  | 0  | 0  | 0   | 0  | 0  | 0   | 0   | 0  | 0   | 1  | 1  | 0 | 0 | .125 |
| Feb 17 | Gonzaga             | *  | 3  | 1  | 0  | 0   | 0  | 0  | 0  | 1  | 0   | 0  | 0  | 0   | 0   | 0  | 0   | 1  | 1  | 0 | 0 | .091 |
| Feb 18 | Oregon State        | *  | 2  | 0  | 0  | 0   | 0  | 0  | 0  | 0  | 0   | 0  | 0  | 0   | 0   | 0  | 0   | 1  | 5  | 0 | 0 | .077 |
| Feb 23 | NIAGARA-1           | *  | 2  | 1  | 0  | 0   | 0  | 0  | 0  | 1  | 0   | 0  | 0  | 0   | 0   | 0  | 0   | 0  | 0  | 0 | 0 | .067 |
| Feb 23 | NIAGARA-2           |    | 0  | 0  | 0  | 0   | 0  | 0  | 0  | 0  | 0   | 0  | 0  | 0   | 0   | 0  | 0   | 0  | 0  | 0 | 0 | .067 |
| Feb 24 | NIAGARA-2           |    | 0  | 0  | 0  | 0   | 0  | 0  | 0  | 0  | 0   | 0  | 0  | 0   | 0   | 0  | 0   | 0  | 0  | 0 | 0 | .067 |
| Feb 27 | Arizona             | *  | 3  | 1  | 2  | 0   | 0  | 0  | 0  | 0  | 0   | 0  | 0  | 0   | 1   | 0  | 0   | 0  | 3  | 0 | 0 | .167 |
| Mar 01 | SAN JOSE STATE      | *  | 3  | 1  | 2  | 1   | 0  | 0  | 0  | 1  | 0   | 0  | 0  | 0   | 0   | 1  | 0   | 1  | 3  | 0 | 0 | .238 |
| Mar 02 | SAN JOSE STATE      | *  | 2  | 0  | 0  | 0   | 0  | 0  | 0  | 1  | 0   | 0  | 1  | 0   | 0   | 0  | 0   | 1  | 3  | 0 | 1 | .217 |
| Mar 03 | SAN JOSE STATE      | *  | 2  | 0  | 0  | 0   | 0  | 0  | 0  | 0  | 0   | 0  | 0  | 0   | 0   | 0  | 0   | 1  | 2  | 0 | 0 | .200 |
| Mar 08 | CAL STATE FULLERTON |    | 1  | 0  | 0  | 0   | 0  | 0  | 0  | 0  | 0   | 0  | 0  | 0   | 0   | 0  | 0   | 1  | 2  | 0 | 0 | .192 |
| Mar 10 | CAL STATE FULLERTON |    | 2  | 0  | 0  | 0   | 0  | 0  | 0  | 0  | 0   | 0  | 0  | 0   | 0   | 0  | 0   | 0  | 0  | 0 | 0 | .179 |
| Mar 16 | Nevada              |    | 1  | 0  | 0  | 0   | 0  | 0  | 0  | 0  | 0   | 0  | 0  | 0   | 0   | 0  | 0   | 0  | 0  | 1 | 0 | .172 |
| Mar 19 | OKLAHOMA            |    | 1  | 0  | 0  | 0   | 0  | 0  | 0  | 0  | 0   | 0  | 0  | 0   | 0   | 0  | 1   | 0  | 0  | 0 | 0 | .167 |
| Mar 20 | OKLAHOMA            | *  | 4  | 1  | 2  | 1   | 0  | 0  | 0  | 0  | 0   | 1  | 0  | 0   | 0   | 0  | 0   | 1  | 1  | 0 | 0 | .206 |
| Mar 22 | SAN DIEGO STATE     | *  | 4  | 0  | 1  | 0   | 0  | 0  | 0  | 0  | 0   | 0  | 0  | 0   | 0   | 0  | 0   | 0  | 1  | 0 | 0 | .211 |
| Mar 23 | SAN DIEGO STATE     | *  | 2  | 0  | 0  | 0   | 0  | 0  | 0  | 0  | 0   | 0  | 0  | 0   | 0   | 0  | 0   | 1  | 3  | 0 | 0 | .200 |
| Mar 29 | UNLV                | *  | 4  | 0  | 0  | 0   | 0  | 0  | 0  | 0  | 0   | 0  | 0  | 0   | 0   | 0  | 0   | 0  | 3  | 0 | 0 | .182 |
| Mar 30 | UNLV                | *  | 3  | 0  | 0  | 0   | 0  | 0  | 0  | 0  | 0   | 0  | 0  | 0   | 0   | 0  | 0   | 0  | 2  | 0 | 0 | .170 |
| Apr 02 | TEXAS TECH          | *  | 2  | 0  | 1  | 0   | 0  | 0  | 0  | 0  | 0   | 1  | 0  | 0   | 0   | 0  | 0   | 1  | 1  | 0 | 0 | .184 |
| Apr 03 | TEXAS TECH          |    | 0  | 1  | 0  | 0   | 0  | 0  | 0  | 0  | 0   | 0  | 0  | 0   | 0   | 0  | 0   | 0  | 0  | 0 | 0 | .184 |
| Apr 05 | San Jose State      |    | 0  | 0  | 0  | 0   | 0  | 0  | 0  | 0  | 0   | 0  | 0  | 0   | 0   | 0  | 0   | 0  | 0  | 0 | 0 | .184 |
| Apr 07 | San Jose State      | *  | 3  | 0  | 0  | 0   | 0  | 0  | 0  | 0  | 0   | 0  | 0  | 0   | 0   | 0  | 0   | 0  | 2  | 0 | 0 | .173 |
| Apr 12 | NEVADA              |    | 0  | 0  | 0  | 0   | 0  | 0  | 0  | 0  | 0   | 0  | 0  | 0   | 0   | 0  | 0   | 0  | 0  | 0 | 0 | .173 |
| Apr 13 | NEVADA              | *  | 1  | 0  | 0  | 0   | 0  | 0  | 0  | 0  | 0   | 0  | 0  | 0   | 1   | 0  | 0   | 0  | 1  | 0 | 0 | .170 |
| Apr 14 | NEVADA              | *  | 3  | 1  | 1  | 0   | 0  | 0  | 0  | 0  | 0   | 0  | 0  | 1   | 0   | 0  | 0   | 1  | 1  | 0 | 0 | .179 |
| Apr 16 | NEW MEXICO STATE    | *  | 6  | 0  | 2  | 1   | 1  | 0  | 0  | 0  | 0   | 0  | 0  | 0   | 0   | 0  | 0   | 0  | 1  | 0 | 0 | .194 |
| Apr 18 | UC RIVERSIDE        | *  | 3  | 0  | 0  | 0   | 0  | 0  | 0  | 1  | 0   | 0  | 0  | 0   | 1   | 0  | 0   | 0  | 2  | 1 | 0 | .185 |
| Apr 19 | UC RIVERSIDE        | *  | 4  | 1  | 1  | 0   | 0  | 0  | 0  | 1  | 0   | 0  | 0  | 0   | 0   | 0  | 1   | 0  | 0  | 1 | 0 | .188 |
| Apr 20 | UC RIVERSIDE        | *  | 4  | 1  | 3  | 0   | 1  | 0  | 0  | 0  | 0   | 1  | 1  | 0   | 0   | 0  | 0   | 0  | 1  | 0 | 0 | .219 |
| Apr 23 | Texas Tech          | *  | 4  | 0  | 0  | 0   | 0  | 0  | 0  | 0  | 0   | 0  | 0  | 0   | 0   | 0  | 0   | 2  | 1  | 0 | 0 | .208 |
| Totals |                     | 23 | 77 | 11 | 16 | 3   | 2  | 0  | 0  | 7  | 0   | 3  | 2  | 1   | 3   | 1  | 2   | 14 | 42 | 3 | 1 | .208 |

### MERRITT'S CAREER STATS AT UNM

| Year  | avg  | gp-gs | ab  | r  | h  | 2b | 3b | hr | rbi | tb | slg% | bb | hbp | so | gdp | ob%  | sf | sh | sb-alt | po  | a | e | fld% |
|-------|------|-------|-----|----|----|----|----|----|-----|----|------|----|-----|----|-----|------|----|----|--------|-----|---|---|------|
| 2018  | .293 | 48-39 | 140 | 23 | 41 | 7  | 0  | 2  | 20  | 54 | .386 | 10 | 2   | 23 | 3   | .344 | 2  | 3  | 2-4    | 96  | 0 | 3 | .970 |
| 2019  | .208 | 32-23 | 77  | 11 | 16 | 2  | 0  | 0  | 3   | 18 | .234 | 7  | 1   | 14 | 2   | .279 | 1  | 3  | 3-5    | 42  | 3 | 1 | .978 |
| TOTAL | .263 | 80-62 | 217 | 34 | 57 | 9  | 0  | 2  | 23  | 72 | .332 | 17 | 3   | 37 | 5   | .321 | 3  | 6  | 5-9    | 138 | 3 | 4 | .972 |



# UNIVERSITY OF NEW MEXICO

## 2019 BASEBALL



### HITTERS

# #7

## JEFF DEIMLING

OF | R/R | 6-0 | 195 | RsSR | Albuquerque, N.M. (La Cueva HS)



| AVG. | H-AB   | R  | 2B | 3B | HR | RBI | SLG% | OB%  |
|------|--------|----|----|----|----|-----|------|------|
| .301 | 31-103 | 14 | 4  | 0  | 4  | 32  | .456 | .375 |

### Deimling's Single-Game Highs

|                     |        |                               |
|---------------------|--------|-------------------------------|
| <b>Hits</b>         | Season | 4 vs. San Jose St. (3/3/19)   |
|                     | Career | 4 - done five times           |
| <b>Runs</b>         | Season | 3 vs. CSU Fullerton (3/9/19)  |
|                     | Career | 4 vs. UC Davis (5/19/18)      |
| <b>Doubles</b>      | Season | 1 - done four times           |
|                     | Career | 1 - done 11 times             |
| <b>Triples</b>      | Season |                               |
|                     | Career | 1 vs. Central Mich. (2/22/18) |
| <b>Home Runs</b>    | Season | 2 vs. San Jose St. (3/3/19)   |
|                     | Career | Same                          |
| <b>RBI's</b>        | Season | 6 vs. San Jose St. (3/3/19)   |
|                     | Career | Same                          |
| <b>Walks</b>        | Season | 2 vs. CSU Fullerton (3/9/19)  |
|                     | Career | 2 - done four times           |
| <b>Stolen Bases</b> | Season | 2 vs. Texas Tech (4/3/19)     |
|                     | Career | Same                          |

### GAME-BY-GAME STATISTICS

| Date   | OPPONENT            | GS | AB | R   | H  | RBI | 2B | 3B | HR | BB | IBB | SB | CS | HBP | SAC | SF | GDP | K | PO | A | E | Avg  |      |
|--------|---------------------|----|----|-----|----|-----|----|----|----|----|-----|----|----|-----|-----|----|-----|---|----|---|---|------|------|
| Feb 15 | Oregon State        | *  | 4  | 0   | 2  | 0   | 0  | 0  | 0  | 0  | 0   | 0  | 0  | 0   | 0   | 0  | 1   | 0 | 0  | 0 | 0 | .500 |      |
| Feb 18 | Oregon State        |    | 1  | 0   | 0  | 0   | 0  | 0  | 0  | 0  | 0   | 0  | 0  | 0   | 0   | 0  | 0   | 0 | 0  | 0 | 0 | .400 |      |
| Feb 23 | NIAGARA-1           |    | 1  | 0   | 0  | 0   | 0  | 0  | 0  | 0  | 0   | 0  | 0  | 0   | 0   | 0  | 0   | 1 | 0  | 0 | 0 | .333 |      |
| Feb 23 | NIAGARA-2           | *  | 2  | 1   | 1  | 0   | 0  | 0  | 0  | 1  | 0   | 0  | 0  | 0   | 0   | 0  | 0   | 0 | 0  | 0 | 0 | .375 |      |
| Feb 24 | NIAGARA-2           | *  | 3  | 1   | 1  | 2   | 0  | 0  | 0  | 1  | 0   | 0  | 0  | 0   | 0   | 0  | 0   | 1 | 0  | 0 | 0 | .364 |      |
| Feb 27 | Arizona             | *  | 1  | 0   | 0  | 0   | 0  | 0  | 0  | 0  | 0   | 0  | 0  | 0   | 0   | 0  | 0   | 1 | 0  | 0 | 0 | .333 |      |
| Mar 01 | SAN JOSE STATE      |    | 1  | 0   | 0  | 0   | 0  | 0  | 0  | 0  | 0   | 0  | 0  | 0   | 0   | 0  | 0   | 0 | 0  | 0 | 0 | .308 |      |
| Mar 02 | SAN JOSE STATE      |    | 1  | 0   | 1  | 0   | 0  | 0  | 0  | 0  | 0   | 0  | 0  | 0   | 0   | 0  | 0   | 0 | 0  | 0 | 0 | .357 |      |
| Mar 03 | SAN JOSE STATE      | *  | 5  | 2   | 4  | 6   | 0  | 0  | 2  | 0  | 0   | 0  | 0  | 0   | 0   | 0  | 0   | 1 | 0  | 0 | 0 | .474 |      |
| Mar 08 | CAL STATE FULLERTON | *  | 3  | 1   | 2  | 4   | 1  | 0  | 1  | 0  | 0   | 0  | 0  | 1   | 0   | 0  | 0   | 1 | 0  | 0 | 0 | .500 |      |
| Mar 09 | CAL STATE FULLERTON | *  | 3  | 3   | 2  | 4   | 0  | 0  | 1  | 2  | 0   | 0  | 0  | 0   | 0   | 1  | 0   | 0 | 0  | 0 | 0 | .520 |      |
| Mar 10 | CAL STATE FULLERTON | *  | 5  | 0   | 1  | 1   | 0  | 0  | 0  | 0  | 0   | 0  | 0  | 0   | 0   | 0  | 0   | 1 | 0  | 0 | 0 | .467 |      |
| Mar 15 | Nevada              | *  | 4  | 0   | 0  | 0   | 0  | 0  | 0  | 0  | 0   | 0  | 0  | 0   | 0   | 0  | 0   | 3 | 0  | 0 | 0 | .412 |      |
| Mar 16 | Nevada              | *  | 3  | 0   | 1  | 0   | 0  | 0  | 0  | 1  | 0   | 0  | 0  | 0   | 0   | 0  | 0   | 0 | 3  | 0 | 0 | .405 |      |
| Mar 17 | Nevada              | *  | 4  | 1   | 1  | 0   | 0  | 0  | 0  | 0  | 0   | 0  | 0  | 0   | 0   | 0  | 1   | 0 | 0  | 0 | 0 | .390 |      |
| Mar 19 | OKLAHOMA            | *  | 2  | 0   | 0  | 0   | 0  | 0  | 0  | 1  | 0   | 0  | 0  | 0   | 0   | 0  | 0   | 1 | 0  | 0 | 0 | .372 |      |
| Mar 20 | OKLAHOMA            | *  | 4  | 1   | 1  | 0   | 1  | 0  | 0  | 0  | 0   | 0  | 0  | 0   | 0   | 0  | 0   | 2 | 0  | 0 | 0 | .362 |      |
| Mar 22 | SAN DIEGO STATE     | *  | 3  | 0   | 1  | 0   | 0  | 0  | 0  | 0  | 0   | 0  | 0  | 1   | 0   | 0  | 0   | 1 | 0  | 0 | 0 | .360 |      |
| Mar 23 | SAN DIEGO STATE     | *  | 4  | 0   | 0  | 0   | 0  | 0  | 0  | 0  | 0   | 0  | 0  | 0   | 0   | 0  | 0   | 1 | 0  | 0 | 0 | .333 |      |
| Mar 24 | SAN DIEGO STATE     | *  | 4  | 1   | 2  | 3   | 0  | 0  | 0  | 1  | 0   | 0  | 0  | 0   | 0   | 0  | 0   | 1 | 0  | 0 | 0 | .345 |      |
| Mar 26 | New Mexico State    |    | 1  | 0   | 0  | 0   | 0  | 0  | 0  | 0  | 0   | 0  | 0  | 0   | 0   | 0  | 0   | 1 | 0  | 0 | 0 | .339 |      |
| Mar 29 | UNLV                | *  | 4  | 0   | 2  | 2   | 0  | 0  | 0  | 0  | 0   | 0  | 0  | 0   | 0   | 0  | 0   | 1 | 0  | 0 | 0 | .349 |      |
| Mar 30 | UNLV                | *  | 3  | 0   | 0  | 0   | 0  | 0  | 0  | 0  | 0   | 0  | 0  | 0   | 0   | 0  | 0   | 1 | 0  | 0 | 0 | .333 |      |
| Mar 31 | UNLV                | *  | 5  | 0   | 1  | 1   | 0  | 0  | 0  | 0  | 0   | 0  | 0  | 0   | 0   | 0  | 0   | 0 | 0  | 0 | 0 | .324 |      |
| Apr 02 | TEXAS TECH          | *  | 4  | 1   | 2  | 1   | 0  | 0  | 0  | 1  | 0   | 0  | 1  | 0   | 0   | 0  | 0   | 0 | 0  | 0 | 0 | .333 |      |
| Apr 03 | TEXAS TECH          | *  | 4  | 0   | 2  | 2   | 0  | 0  | 0  | 0  | 0   | 2  | 0  | 0   | 0   | 1  | 0   | 1 | 0  | 0 | 0 | .342 |      |
| Apr 05 | San Jose State      | *  | 2  | 0   | 0  | 0   | 0  | 0  | 0  | 0  | 0   | 0  | 0  | 0   | 0   | 0  | 0   | 2 | 0  | 0 | 0 | .333 |      |
| Apr 06 | San Jose State      | *  | 2  | 0   | 0  | 0   | 0  | 0  | 0  | 0  | 0   | 0  | 0  | 0   | 0   | 0  | 0   | 1 | 0  | 0 | 0 | .325 |      |
| Apr 07 | San Jose State      |    | 1  | 0   | 0  | 0   | 0  | 0  | 0  | 0  | 0   | 0  | 0  | 0   | 0   | 0  | 0   | 0 | 0  | 0 | 0 | .321 |      |
| Apr 12 | NEVADA              | *  | 3  | 0   | 0  | 2   | 0  | 0  | 0  | 0  | 0   | 0  | 0  | 0   | 0   | 1  | 0   | 0 | 0  | 0 | 0 | .310 |      |
| Apr 13 | NEVADA              | *  | 2  | 0   | 0  | 0   | 0  | 0  | 0  | 1  | 0   | 0  | 0  | 1   | 0   | 0  | 0   | 0 | 0  | 0 | 0 | .303 |      |
| Apr 14 | NEVADA              | *  | 3  | 0   | 0  | 0   | 0  | 0  | 0  | 0  | 0   | 0  | 0  | 0   | 0   | 0  | 0   | 1 | 0  | 0 | 0 | .293 |      |
| Apr 16 | NEW MEXICO STATE    | *  | 2  | 0   | 0  | 0   | 0  | 0  | 0  | 0  | 0   | 0  | 0  | 0   | 0   | 0  | 0   | 2 | 0  | 0 | 0 | .287 |      |
| Apr 19 | UC RIVERSIDE        |    | 3  | 0   | 2  | 2   | 1  | 0  | 0  | 0  | 0   | 0  | 0  | 0   | 0   | 0  | 0   | 0 | 0  | 0 | 0 | .299 |      |
| Apr 20 | UC RIVERSIDE        |    | 3  | 1   | 1  | 2   | 1  | 0  | 0  | 1  | 0   | 0  | 0  | 0   | 0   | 0  | 0   | 0 | 0  | 0 | 0 | .300 |      |
| Apr 23 | Texas Tech          | *  | 3  | 1   | 1  | 0   | 0  | 0  | 0  | 1  | 0   | 0  | 0  | 0   | 0   | 0  | 0   | 1 | 0  | 0 | 0 | .301 |      |
| Totals |                     |    | 28 | 103 | 14 | 31  | 32 | 4  | 0  | 4  | 11  | 0  | 2  | 1   | 3   | 0  | 3   | 2 | 26 | 3 | 0 | 0    | .301 |

### DEIMLING'S CAREER STATS AT UNM

| Year  | avg   | gp-gs | ab  | r  | h  | 2b | 3b | hr | rbi | tb  | slg%  | bb | hbp | so | gdp | ob%   | sf | sh | sb-alt | po  | a  | e | fld%  |
|-------|-------|-------|-----|----|----|----|----|----|-----|-----|-------|----|-----|----|-----|-------|----|----|--------|-----|----|---|-------|
| 2017  | 1.000 | 1-0   | 1   | 0  | 1  | 0  | 0  | 0  | 1   | 1   | 1.000 | 0  | 0   | 0  | 0   | 1.000 | 0  | 0  | 0-0    | 0   | 0  | 0 | .000  |
| 2018  | .321  | 45-30 | 137 | 21 | 44 | 7  | 1  | 2  | 27  | 59  | .431  | 13 | 4   | 32 | 4   | .396  | 0  | 1  | 1-4    | 190 | 11 | 7 | .966  |
| 2019  | .301  | 36-28 | 103 | 14 | 31 | 4  | 0  | 4  | 32  | 47  | .456  | 11 | 3   | 26 | 2   | .375  | 3  | 0  | 2-3    | 3   | 0  | 0 | 1.000 |
| TOTAL | .315  | 82-58 | 241 | 35 | 76 | 11 | 1  | 6  | 60  | 107 | .444  | 24 | 7   | 58 | 6   | .389  | 3  | 1  | 3-7    | 193 | 11 | 7 | .967  |



# UNIVERSITY OF NEW MEXICO

## 2019 BASEBALL



### HITTERS

# #9

## EDIBERTO REYES

INF/C | R/R | 5-11 | 178 | FR | McAllen, Texas (Valley View HS)



| AVG. | H-AB  | R | 2B | 3B | HR | RBI | SLG% | OB%  |
|------|-------|---|----|----|----|-----|------|------|
| .327 | 18-55 | 7 | 5  | 0  | 0  | 12  | .418 | .406 |

### Reyes' Single-Game Highs

|                     |        |                      |
|---------------------|--------|----------------------|
| <b>Hits</b>         | Season | 2 - done four times  |
|                     | Career | Same                 |
| <b>Runs</b>         | Season | 1 - done seven times |
|                     | Career | Same                 |
| <b>Doubles</b>      | Season | 1 - done five times  |
|                     | Career | Same                 |
| <b>Triples</b>      | Season |                      |
|                     | Career |                      |
| <b>Home Runs</b>    | Season |                      |
|                     | Career |                      |
| <b>RBI's</b>        | Season | 2 - done twice       |
|                     | Career | Same                 |
| <b>Walks</b>        | Season | 1 - done seven times |
|                     | Career | Same                 |
| <b>Stolen Bases</b> | Season | 1 - done twice       |
|                     | Career | Same                 |

### GAME-BY-GAME STATISTICS

| Date   | OPPONENT            | GS | AB | R | H  | RBI | 2B | 3B | HR | BB | IBB | SB | CS | HBP | SAC | SF | GDP | K  | PO | A  | E | Avg  |
|--------|---------------------|----|----|---|----|-----|----|----|----|----|-----|----|----|-----|-----|----|-----|----|----|----|---|------|
| Feb 24 | NIAGARA-2           |    | 2  | 0 | 1  | 1   | 0  | 0  | 0  | 0  | 0   | 1  | 0  | 0   | 0   | 0  | 0   | 0  | 4  | 0  | 0 | .500 |
| Feb 27 | Arizona             |    | 1  | 0 | 1  | 1   | 0  | 0  | 0  | 0  | 0   | 0  | 0  | 0   | 0   | 0  | 0   | 0  | 0  | 0  | 0 | .667 |
| Mar 01 | SAN JOSE STATE      |    | 0  | 0 | 0  | 0   | 0  | 0  | 0  | 0  | 0   | 0  | 0  | 0   | 0   | 0  | 0   | 0  | 1  | 0  | 0 | .667 |
| Mar 02 | SAN JOSE STATE      |    | 1  | 0 | 0  | 0   | 0  | 0  | 0  | 0  | 0   | 0  | 0  | 0   | 0   | 0  | 0   | 0  | 0  | 0  | 0 | .500 |
| Mar 03 | SAN JOSE STATE      |    | 3  | 1 | 1  | 1   | 0  | 0  | 0  | 1  | 0   | 0  | 0  | 0   | 0   | 0  | 0   | 1  | 5  | 0  | 0 | .429 |
| Mar 10 | CAL STATE FULLERTON |    | 1  | 0 | 1  | 0   | 0  | 0  | 0  | 0  | 0   | 0  | 0  | 0   | 0   | 0  | 0   | 0  | 0  | 0  | 0 | .500 |
| Mar 15 | Nevada              |    | 1  | 0 | 0  | 1   | 0  | 0  | 0  | 0  | 0   | 0  | 0  | 0   | 0   | 0  | 0   | 0  | 2  | 1  | 0 | .444 |
| Mar 16 | Nevada              | *  | 4  | 0 | 0  | 0   | 0  | 0  | 0  | 1  | 0   | 0  | 0  | 0   | 0   | 0  | 0   | 2  | 0  | 3  | 0 | .308 |
| Mar 17 | Nevada              | *  | 4  | 1 | 2  | 0   | 1  | 0  | 0  | 0  | 0   | 0  | 0  | 0   | 0   | 0  | 0   | 0  | 3  | 2  | 1 | .353 |
| Mar 19 | OKLAHOMA            | *  | 3  | 0 | 2  | 1   | 1  | 0  | 0  | 1  | 0   | 0  | 0  | 0   | 0   | 0  | 0   | 0  | 0  | 1  | 0 | .400 |
| Mar 20 | OKLAHOMA            | *  | 4  | 1 | 1  | 2   | 0  | 0  | 0  | 0  | 0   | 0  | 0  | 0   | 0   | 0  | 0   | 0  | 10 | 1  | 0 | .375 |
| Mar 22 | SAN DIEGO STATE     | *  | 4  | 0 | 1  | 2   | 1  | 0  | 0  | 0  | 0   | 0  | 0  | 0   | 0   | 0  | 0   | 0  | 0  | 1  | 0 | .357 |
| Mar 23 | SAN DIEGO STATE     | *  | 3  | 0 | 2  | 1   | 1  | 0  | 0  | 0  | 0   | 0  | 0  | 0   | 0   | 0  | 0   | 0  | 1  | 1  | 0 | .387 |
| Mar 24 | SAN DIEGO STATE     | *  | 5  | 1 | 1  | 1   | 1  | 0  | 0  | 0  | 0   | 0  | 0  | 0   | 0   | 0  | 1   | 1  | 2  | 3  | 0 | .361 |
| Mar 26 | New Mexico State    | *  | 3  | 1 | 0  | 0   | 0  | 0  | 0  | 1  | 0   | 1  | 0  | 0   | 0   | 0  | 0   | 3  | 0  | 1  | 0 | .333 |
| Mar 29 | UNLV                |    | 2  | 1 | 1  | 0   | 0  | 0  | 0  | 1  | 0   | 0  | 0  | 0   | 0   | 0  | 0   | 1  | 0  | 1  | 0 | .341 |
| Mar 30 | UNLV                |    | 0  | 0 | 0  | 0   | 0  | 0  | 0  | 0  | 0   | 0  | 0  | 0   | 0   | 0  | 0   | 0  | 0  | 0  | 0 | .341 |
| Apr 03 | TEXAS TECH          | *  | 4  | 1 | 2  | 0   | 0  | 0  | 0  | 0  | 0   | 0  | 0  | 0   | 0   | 0  | 0   | 1  | 7  | 1  | 0 | .356 |
| Apr 06 | San Jose State      |    | 2  | 0 | 1  | 0   | 0  | 0  | 0  | 0  | 0   | 0  | 0  | 0   | 0   | 0  | 0   | 1  | 0  | 0  | 0 | .362 |
| Apr 07 | San Jose State      | *  | 3  | 0 | 0  | 0   | 0  | 0  | 0  | 0  | 0   | 0  | 0  | 0   | 0   | 0  | 0   | 1  | 0  | 0  | 0 | .340 |
| Apr 14 | NEVADA              |    | 0  | 0 | 0  | 1   | 0  | 0  | 0  | 0  | 0   | 0  | 0  | 0   | 0   | 1  | 0   | 0  | 0  | 0  | 0 | .340 |
| Apr 16 | NEW MEXICO STATE    | *  | 3  | 0 | 1  | 0   | 0  | 0  | 0  | 1  | 0   | 0  | 0  | 1   | 0   | 0  | 0   | 0  | 9  | 0  | 0 | .340 |
| Apr 18 | UC RIVERSIDE        |    | 1  | 0 | 0  | 0   | 0  | 0  | 0  | 0  | 0   | 0  | 0  | 0   | 0   | 0  | 0   | 0  | 1  | 1  | 0 | .333 |
| Apr 23 | Texas Tech          |    | 1  | 0 | 0  | 0   | 0  | 0  | 0  | 1  | 0   | 0  | 0  | 0   | 0   | 0  | 0   | 1  | 4  | 0  | 0 | .327 |
| Totals |                     | 11 | 55 | 7 | 18 | 12  | 5  | 0  | 0  | 7  | 0   | 2  | 0  | 1   | 0   | 1  | 1   | 12 | 49 | 17 | 1 | .327 |

### REYES' CAREER STATS AT UNM

| Year  | avg  | gp-gs | ab | r | h  | 2b | 3b | hr | rbi | tb | slg% | bb | hbp | so | gdp | ob%  | sf | sh | sb-att | po | a  | e | fld% |
|-------|------|-------|----|---|----|----|----|----|-----|----|------|----|-----|----|-----|------|----|----|--------|----|----|---|------|
| 2019  | .327 | 24-11 | 55 | 7 | 18 | 5  | 0  | 0  | 12  | 23 | .418 | 7  | 1   | 12 | 1   | .406 | 1  | 0  | 2-2    | 49 | 17 | 1 | .985 |
| TOTAL | .327 | 24-11 | 55 | 7 | 18 | 5  | 0  | 0  | 12  | 23 | .418 | 7  | 1   | 12 | 1   | .406 | 1  | 0  | 2-2    | 49 | 17 | 1 | .985 |



# UNIVERSITY OF NEW MEXICO

## 2019 BASEBALL



### HITTERS

# #11

## CAMERON STEVENSON

INF | R/R | 6-1 | 195 | FR | Roswell, N.M. (Goddard HS)



| AVG. | H-AB | R   | 2B  | 3B  | HR  | RBI | SLG% | OB% |
|------|------|-----|-----|-----|-----|-----|------|-----|
| ---  | ---  | --- | --- | --- | --- | --- | ---  | --- |

#### Stevenson's Single-Game Highs

|              |        |
|--------------|--------|
| Hits         | Season |
|              | Career |
| Runs         | Season |
|              | Career |
| Doubles      | Season |
|              | Career |
| Triples      | Season |
|              | Career |
| Home Runs    | Season |
|              | Career |
| RBI's        | Season |
|              | Career |
| Walks        | Season |
|              | Career |
| Stolen Bases | Season |
|              | Career |

### GAME-BY-GAME STATISTICS

| Date   | OPPONENT | GS | AB | R | H | RBI | 2B | 3B | HR | BB | IBB | SB | CS | HBP | SAC | SF | GDP | K | PO | A | E | Avg |
|--------|----------|----|----|---|---|-----|----|----|----|----|-----|----|----|-----|-----|----|-----|---|----|---|---|-----|
| Totals |          |    |    |   |   |     |    |    |    |    |     |    |    |     |     |    |     |   |    |   |   |     |

### STEVENSON'S CAREER STATS AT UNM



# UNIVERSITY OF NEW MEXICO

## 2019 BASEBALL



### HITTERS

# #12

## JOSEPH HAGOPIAN

INF | L/R | 5-11 | 170 | FR | West Sacramento, Calif. (Jesuit HS)



| AVG. | H-AB | R   | 2B  | 3B  | HR  | RBI | SLG% | OB% |
|------|------|-----|-----|-----|-----|-----|------|-----|
| ---  | ---  | --- | --- | --- | --- | --- | ---  | --- |

### Hagopian's Single-Game Highs

|              |        |
|--------------|--------|
| Hits         | Season |
|              | Career |
| Runs         | Season |
|              | Career |
| Doubles      | Season |
|              | Career |
| Triples      | Season |
|              | Career |
| Home Runs    | Season |
|              | Career |
| RBI's        | Season |
|              | Career |
| Walks        | Season |
|              | Career |
| Stolen Bases | Season |
|              | Career |

### GAME-BY-GAME STATISTICS

| Date   | OPPONENT | GS | AB | R | H | RBI | 2B | 3B | HR | BB | IBB | SB | CS | HBP | SAC | SF | GDP | K | PO | A | E | Avg |
|--------|----------|----|----|---|---|-----|----|----|----|----|-----|----|----|-----|-----|----|-----|---|----|---|---|-----|
| Totals |          |    |    |   |   |     |    |    |    |    |     |    |    |     |     |    |     |   |    |   |   |     |

### HAGOPIAN'S CAREER STATS AT UNM





# UNIVERSITY OF NEW MEXICO 2019 BASEBALL



## HITTERS

# #13

## CONNOR MANG

INF | R/R | 5-11 | 200 | RsSO | Los Alamos, N.M. (Los Alamos HS)



| AVG. | H-AB   | R  | 2B | 3B | HR | RBI | SLG% | OB%  |
|------|--------|----|----|----|----|-----|------|------|
| .362 | 55-152 | 30 | 12 | 3  | 3  | 34  | .539 | .434 |

### Mang's Single-Game Highs

|              |        |                                |
|--------------|--------|--------------------------------|
| Hits         | Season | 5 vs. New Mexico St. (4/16/19) |
|              | Career | Same                           |
| Runs         | Season | 4 - done twice                 |
|              | Career | Same                           |
| Doubles      | Season | 3 vs. New Mexico St. (4/16/19) |
|              | Career | Same                           |
| Triples      | Season | 1 - done three times           |
|              | Career | 1 - done six times             |
| Home Runs    | Season | 1 - done three times           |
|              | Career | 1 - done four times            |
| RBI's        | Season | 5 vs. Niagara (2/24/19)        |
|              | Career | Same                           |
| Walks        | Season | 3 vs. San Jose St. (3/1/19)    |
|              | Career | Same                           |
| Stolen Bases | Season | 2 - done twice                 |
|              | Career | Same                           |

## GAME-BY-GAME STATISTICS

| Date   | OPPONENT            | GS | AB | R   | H  | RBI | 2B | 3B | HR | BB | IBB | SB | CS | HBP | SAC | SF | GDP | K | PO | A   | E  | Avg  |      |
|--------|---------------------|----|----|-----|----|-----|----|----|----|----|-----|----|----|-----|-----|----|-----|---|----|-----|----|------|------|
| Feb 15 | Oregon State        | *  | 4  | 1   | 1  | 0   | 1  | 0  | 0  | 0  | 0   | 0  | 0  | 0   | 0   | 0  | 0   | 2 | 0  | 2   | 0  | .250 |      |
| Feb 16 | Minnesota           | *  | 4  | 0   | 0  | 0   | 0  | 0  | 0  | 1  | 0   | 0  | 0  | 0   | 0   | 0  | 0   | 3 | 1  | 1   | 0  | .125 |      |
| Feb 17 | Gonzaga             | *  | 4  | 0   | 3  | 2   | 0  | 1  | 0  | 0  | 0   | 0  | 0  | 0   | 0   | 0  | 0   | 1 | 2  | 0   | 0  | .333 |      |
| Feb 18 | Oregon State        | *  | 4  | 0   | 3  | 0   | 1  | 0  | 0  | 0  | 0   | 0  | 0  | 0   | 0   | 0  | 0   | 1 | 0  | 1   | 0  | .438 |      |
| Feb 23 | NIAGARA-1           | *  | 4  | 0   | 0  | 0   | 0  | 0  | 0  | 0  | 0   | 0  | 0  | 0   | 0   | 0  | 0   | 0 | 2  | 2   | 1  | .350 |      |
| Feb 23 | NIAGARA-2           | *  | 3  | 0   | 1  | 2   | 0  | 0  | 0  | 0  | 0   | 0  | 0  | 0   | 0   | 1  | 0   | 1 | 0  | 2   | 1  | .348 |      |
| Feb 24 | NIAGARA-1           | *  | 4  | 1   | 3  | 5   | 2  | 0  | 1  | 0  | 0   | 0  | 0  | 0   | 0   | 0  | 0   | 1 | 0  | 2   | 0  | .407 |      |
| Feb 24 | NIAGARA-2           | *  | 4  | 1   | 2  | 0   | 0  | 0  | 0  | 0  | 0   | 2  | 0  | 0   | 0   | 0  | 0   | 1 | 0  | 2   | 0  | .419 |      |
| Feb 27 | Arizona             | *  | 4  | 0   | 0  | 0   | 0  | 0  | 0  | 0  | 0   | 0  | 0  | 1   | 0   | 0  | 0   | 1 | 1  | 2   | 0  | .371 |      |
| Mar 01 | SAN JOSE STATE      | *  | 2  | 3   | 1  | 0   | 0  | 0  | 0  | 3  | 0   | 1  | 0  | 0   | 0   | 0  | 0   | 1 | 1  | 0   | 1  | .378 |      |
| Mar 02 | SAN JOSE STATE      | *  | 3  | 0   | 1  | 2   | 0  | 0  | 0  | 0  | 0   | 0  | 0  | 0   | 1   | 0  | 0   | 0 | 0  | 5   | 1  | .375 |      |
| Mar 03 | SAN JOSE STATE      | *  | 4  | 4   | 2  | 0   | 1  | 0  | 0  | 2  | 0   | 0  | 0  | 0   | 0   | 0  | 0   | 0 | 5  | 0   | 0  | .386 |      |
| Mar 08 | CAL STATE FULLERTON | *  | 4  | 1   | 1  | 0   | 0  | 0  | 0  | 0  | 0   | 1  | 0  | 0   | 0   | 0  | 0   | 1 | 8  | 1   | 0  | .375 |      |
| Mar 09 | CAL STATE FULLERTON | *  | 4  | 4   | 2  | 3   | 0  | 0  | 1  | 2  | 0   | 1  | 0  | 0   | 0   | 0  | 0   | 0 | 4  | 2   | 0  | .385 |      |
| Mar 10 | CAL STATE FULLERTON | *  | 5  | 1   | 1  | 2   | 0  | 1  | 0  | 0  | 0   | 0  | 0  | 0   | 0   | 0  | 0   | 2 | 1  | 4   | 0  | .368 |      |
| Mar 15 | Nevada              | *  | 3  | 1   | 1  | 0   | 1  | 0  | 0  | 1  | 0   | 0  | 0  | 0   | 0   | 0  | 0   | 1 | 4  | 1   | 0  | .367 |      |
| Mar 16 | Nevada              | *  | 5  | 1   | 3  | 2   | 0  | 0  | 1  | 0  | 0   | 0  | 1  | 0   | 0   | 0  | 1   | 0 | 7  | 0   | 0  | .385 |      |
| Mar 17 | Nevada              | *  | 4  | 0   | 0  | 0   | 0  | 0  | 0  | 0  | 0   | 0  | 0  | 0   | 0   | 0  | 0   | 0 | 8  | 1   | 0  | .362 |      |
| Mar 19 | OKLAHOMA            | *  | 4  | 1   | 2  | 0   | 0  | 0  | 0  | 0  | 0   | 0  | 0  | 0   | 0   | 0  | 0   | 1 | 8  | 0   | 0  | .370 |      |
| Mar 20 | OKLAHOMA            | *  | 5  | 1   | 2  | 0   | 0  | 0  | 0  | 0  | 0   | 1  | 0  | 0   | 0   | 0  | 0   | 0 | 1  | 1   | 0  | .372 |      |
| Mar 22 | SAN DIEGO STATE     | *  | 4  | 0   | 0  | 0   | 0  | 0  | 0  | 0  | 0   | 0  | 0  | 0   | 0   | 0  | 1   | 0 | 9  | 0   | 0  | .354 |      |
| Mar 23 | SAN DIEGO STATE     | *  | 4  | 1   | 2  | 1   | 0  | 1  | 0  | 0  | 0   | 0  | 0  | 0   | 0   | 0  | 0   | 0 | 9  | 1   | 0  | .360 |      |
| Mar 24 | SAN DIEGO STATE     | *  | 3  | 0   | 1  | 1   | 0  | 0  | 0  | 2  | 1   | 0  | 0  | 0   | 0   | 0  | 0   | 2 | 9  | 1   | 0  | .360 |      |
| Mar 26 | New Mexico State    | *  | 5  | 0   | 2  | 0   | 0  | 0  | 0  | 0  | 0   | 0  | 0  | 0   | 0   | 0  | 1   | 1 | 10 | 1   | 0  | .362 |      |
| Mar 29 | UNLV                | *  | 5  | 0   | 1  | 0   | 0  | 0  | 0  | 0  | 0   | 0  | 0  | 0   | 0   | 0  | 0   | 4 | 10 | 1   | 0  | .354 |      |
| Mar 30 | UNLV                | *  | 4  | 0   | 0  | 0   | 0  | 0  | 0  | 0  | 0   | 0  | 0  | 0   | 0   | 0  | 0   | 3 | 0  | 1   | 0  | .340 |      |
| Mar 31 | UNLV                | *  | 4  | 0   | 0  | 0   | 0  | 0  | 0  | 0  | 0   | 0  | 0  | 0   | 1   | 0  | 2   | 2 | 0  | 1   | 1  | .327 |      |
| Apr 03 | TEXAS TECH          | *  | 4  | 1   | 3  | 4   | 0  | 0  | 0  | 1  | 0   | 2  | 0  | 0   | 0   | 0  | 0   | 0 | 1  | 0   | 0  | .342 |      |
| Apr 05 | San Jose State      | *  | 4  | 0   | 1  | 0   | 0  | 0  | 0  | 0  | 0   | 0  | 0  | 0   | 0   | 0  | 1   | 0 | 7  | 0   | 0  | .339 |      |
| Apr 06 | San Jose State      | *  | 3  | 1   | 0  | 0   | 0  | 0  | 0  | 0  | 1   | 0  | 1  | 0   | 1   | 0  | 0   | 0 | 5  | 0   | 0  | .331 |      |
| Apr 07 | San Jose State      | *  | 3  | 0   | 0  | 0   | 0  | 0  | 0  | 0  | 0   | 0  | 0  | 0   | 0   | 0  | 0   | 1 | 14 | 1   | 0  | .322 |      |
| Apr 12 | NEVADA              | *  | 3  | 1   | 1  | 1   | 1  | 0  | 0  | 0  | 0   | 0  | 0  | 1   | 0   | 0  | 0   | 0 | 4  | 0   | 0  | .323 |      |
| Apr 13 | NEVADA              | *  | 3  | 0   | 0  | 0   | 0  | 0  | 0  | 1  | 0   | 0  | 0  | 0   | 0   | 0  | 0   | 1 | 7  | 0   | 0  | .315 |      |
| Apr 14 | NEVADA              | *  | 4  | 1   | 3  | 2   | 1  | 0  | 0  | 0  | 0   | 1  | 0  | 1   | 0   | 0  | 0   | 0 | 9  | 0   | 1  | .328 |      |
| Apr 16 | NEW MEXICO STATE    | *  | 6  | 1   | 5  | 2   | 3  | 0  | 0  | 0  | 0   | 1  | 0  | 0   | 0   | 0  | 0   | 0 | 6  | 0   | 0  | .350 |      |
| Apr 18 | UC RIVERSIDE        | *  | 5  | 1   | 2  | 2   | 0  | 0  | 0  | 0  | 0   | 0  | 0  | 0   | 0   | 0  | 0   | 1 | 11 | 0   | 0  | .352 |      |
| Apr 19 | UC RIVERSIDE        | *  | 2  | 1   | 2  | 3   | 0  | 0  | 0  | 2  | 0   | 0  | 0  | 0   | 0   | 1  | 0   | 0 | 7  | 0   | 0  | .361 |      |
| Apr 20 | UC RIVERSIDE        | *  | 5  | 1   | 2  | 0   | 1  | 0  | 0  | 0  | 0   | 0  | 1  | 0   | 0   | 0  | 0   | 2 | 0  | 2   | 0  | .362 |      |
| Apr 23 | Texas Tech          | *  | 3  | 1   | 1  | 0   | 0  | 0  | 0  | 1  | 0   | 0  | 0  | 0   | 0   | 0  | 0   | 0 | 3  | 3   | 0  | .362 |      |
| Totals |                     |    | 39 | 152 | 30 | 55  | 34 | 12 | 3  | 3  | 17  | 1  | 11 | 2   | 4   | 2  | 2   | 6 | 34 | 174 | 41 | 6    | .362 |

## MANG'S CAREER STATS AT UNM

| Year  | avg  | gp-gs | ab  | r  | h   | 2b | 3b | hr | rbi | tb  | slg% | bb | hbp | so | gdp | ob%  | sf | sh | sb-alt | po  | a  | e  | fld% |
|-------|------|-------|-----|----|-----|----|----|----|-----|-----|------|----|-----|----|-----|------|----|----|--------|-----|----|----|------|
| 2017  | .000 | 3-0   | 2   | 2  | 0   | 0  | 0  | 0  | 0   | 0   | .000 | 1  | 0   | 0  | 0   | .333 | 0  | 0  | 0-0    | 0   | 0  | 0  | .000 |
| 2018  | .326 | 48-48 | 172 | 35 | 56  | 10 | 3  | 2  | 27  | 78  | .453 | 24 | 5   | 31 | 4   | .421 | 1  | 2  | 2-3    | 245 | 47 | 4  | .986 |
| 2019  | .362 | 39-39 | 152 | 30 | 55  | 12 | 3  | 3  | 34  | 82  | .539 | 17 | 4   | 34 | 6   | .434 | 2  | 2  | 11-13  | 174 | 41 | 6  | .973 |
| TOTAL | .340 | 90-87 | 326 | 67 | 111 | 22 | 6  | 5  | 61  | 160 | .491 | 42 | 9   | 65 | 10  | .426 | 3  | 4  | 13-16  | 419 | 88 | 10 | .981 |



# UNIVERSITY OF NEW MEXICO

## 2019 BASEBALL



### HITTERS

# #14

## DEREK MARSHALL JR.

INF/OF | R/R | 6-1 | 233 | RsSO | Los Angeles, Calif. (Loyola HS)



| AVG. | H-AB  | R | 2B | 3B | HR | RBI | SLG% | OB%  |
|------|-------|---|----|----|----|-----|------|------|
| .194 | 14-72 | 8 | 3  | 0  | 2  | 10  | .319 | .275 |

### Marshall Jr.'s Single-Game Highs

|                     |        |                              |
|---------------------|--------|------------------------------|
| <b>Hits</b>         | Season | 2 - done three times         |
|                     | Career | 3 at Air Force (5/11/18)     |
| <b>Runs</b>         | Season | 2 vs. San Jose St. (3/1/19)  |
|                     | Career | 2 - done three times         |
| <b>Doubles</b>      | Season | 2 vs. Oregon State (2/18/19) |
|                     | Career | 2 - done twice               |
| <b>Triples</b>      | Season |                              |
|                     | Career | 1 at Air Force (5/13/18)     |
| <b>Home Runs</b>    | Season | 1 - done twice               |
|                     | Career | 1 - done five times          |
| <b>RBI's</b>        | Season | 3 vs. Oklahoma (3/20/19)     |
|                     | Career | 3 - done twice               |
| <b>Walks</b>        | Season | 1 - done seven times         |
|                     | Career | 1 - done 14 times            |
| <b>Stolen Bases</b> | Season |                              |
|                     | Career | 1 vs. Columbia (3/16/18)     |

### GAME-BY-GAME STATISTICS

| Date   | OPPONENT            | GS | AB | R  | H | RBI | 2B | 3B | HR | BB | IBB | SB | CS | HBP | SAC | SF | GDP | K | PO | A   | E    | Avg  |
|--------|---------------------|----|----|----|---|-----|----|----|----|----|-----|----|----|-----|-----|----|-----|---|----|-----|------|------|
| Feb 15 | Oregon State        | *  | 3  | 1  | 1 | 0   | 0  | 0  | 0  | 1  | 0   | 0  | 0  | 0   | 0   | 0  | 0   | 1 | 7  | 2   | 0    | .333 |
| Feb 16 | Minnesota           | *  | 6  | 1  | 0 | 0   | 0  | 0  | 0  | 0  | 0   | 0  | 0  | 0   | 0   | 0  | 1   | 9 | 0  | 0   | .111 |      |
| Feb 17 | Gonzaga             | *  | 4  | 1  | 1 | 2   | 0  | 0  | 1  | 0  | 0   | 0  | 0  | 0   | 0   | 0  | 0   | 2 | 8  | 2   | 0    |      |
| Feb 18 | Oregon State        | *  | 3  | 0  | 2 | 0   | 2  | 0  | 0  | 0  | 0   | 0  | 0  | 0   | 0   | 0  | 0   | 1 | 7  | 1   | 1    |      |
| Feb 23 | NIAGARA-1           | *  | 4  | 0  | 2 | 0   | 0  | 0  | 0  | 0  | 0   | 0  | 0  | 0   | 0   | 0  | 1   | 9 | 0  | 0   | .300 |      |
| Feb 23 | NIAGARA-2           | *  | 3  | 0  | 0 | 0   | 0  | 0  | 0  | 1  | 0   | 0  | 0  | 0   | 0   | 0  | 0   | 2 | 7  | 0   | 1    |      |
| Feb 24 | NIAGARA-1           | *  | 3  | 0  | 0 | 0   | 0  | 0  | 0  | 1  | 0   | 0  | 0  | 0   | 0   | 0  | 0   | 1 | 9  | 1   | 0    |      |
| Feb 24 | NIAGARA-2           | *  | 4  | 0  | 1 | 0   | 0  | 0  | 0  | 0  | 0   | 0  | 0  | 0   | 0   | 0  | 0   | 0 | 9  | 0   | 0    |      |
| Feb 27 | Arizona             | *  | 3  | 0  | 0 | 0   | 0  | 0  | 0  | 1  | 0   | 0  | 0  | 0   | 0   | 0  | 0   | 2 | 4  | 1   | 0    |      |
| Mar 01 | SAN JOSE STATE      | *  | 4  | 2  | 1 | 2   | 1  | 0  | 0  | 0  | 0   | 0  | 0  | 1   | 0   | 0  | 0   | 1 | 6  | 0   | 0    |      |
| Mar 02 | SAN JOSE STATE      | *  | 2  | 0  | 0 | 0   | 0  | 0  | 0  | 1  | 0   | 0  | 0  | 0   | 0   | 0  | 0   | 0 | 13 | 0   | 0    |      |
| Mar 09 | CAL STATE FULLERTON | *  | 2  | 0  | 0 | 0   | 0  | 0  | 0  | 0  | 0   | 0  | 0  | 0   | 0   | 0  | 0   | 1 | 8  | 0   | 0    |      |
| Mar 10 | CAL STATE FULLERTON | *  | 4  | 0  | 0 | 0   | 0  | 0  | 0  | 0  | 0   | 0  | 0  | 0   | 0   | 0  | 0   | 1 | 9  | 1   | 0    |      |
| Mar 15 | Nevada              | *  | 2  | 0  | 0 | 0   | 0  | 0  | 0  | 0  | 0   | 0  | 0  | 0   | 0   | 0  | 0   | 1 | 6  | 0   | 1    |      |
| Mar 19 | OKLAHOMA            | *  | 1  | 0  | 0 | 0   | 0  | 0  | 0  | 0  | 0   | 0  | 0  | 0   | 0   | 0  | 0   | 0 | 0  | 0   | 0    |      |
| Mar 20 | OKLAHOMA            | *  | 3  | 1  | 1 | 3   | 0  | 0  | 1  | 1  | 0   | 0  | 0  | 0   | 0   | 0  | 0   | 0 | 9  | 1   | 0    |      |
| Mar 23 | SAN DIEGO STATE     | *  | 1  | 0  | 0 | 0   | 0  | 0  | 0  | 0  | 0   | 0  | 0  | 0   | 0   | 0  | 0   | 0 | 0  | 0   | 0    |      |
| Mar 26 | New Mexico State    | *  | 1  | 0  | 1 | 0   | 0  | 0  | 0  | 1  | 0   | 0  | 0  | 0   | 0   | 0  | 0   | 0 | 0  | 0   | 0    |      |
| Mar 30 | UNLV                | *  | 2  | 0  | 0 | 0   | 0  | 0  | 0  | 0  | 0   | 0  | 0  | 0   | 0   | 0  | 0   | 2 | 6  | 2   | 0    |      |
| Mar 31 | UNLV                | *  | 3  | 1  | 1 | 0   | 0  | 0  | 0  | 0  | 0   | 0  | 0  | 0   | 1   | 0  | 0   | 1 | 8  | 0   | 0    |      |
| Apr 02 | TEXAS TECH          | *  | 2  | 0  | 0 | 0   | 0  | 0  | 0  | 0  | 0   | 0  | 0  | 0   | 0   | 0  | 0   | 1 | 2  | 0   | 0    |      |
| Apr 03 | TEXAS TECH          | *  | 0  | 0  | 0 | 0   | 0  | 0  | 0  | 0  | 0   | 0  | 0  | 0   | 0   | 0  | 0   | 0 | 2  | 0   | 0    |      |
| Apr 05 | San Jose State      | *  | 1  | 0  | 0 | 0   | 0  | 0  | 0  | 0  | 0   | 0  | 0  | 0   | 0   | 0  | 0   | 1 | 0  | 0   | 0    |      |
| Apr 06 | San Jose State      | *  | 1  | 0  | 0 | 0   | 0  | 0  | 0  | 0  | 0   | 0  | 0  | 0   | 0   | 0  | 0   | 1 | 0  | 0   | 0    |      |
| Apr 13 | NEVADA              | *  | 1  | 0  | 0 | 0   | 0  | 0  | 0  | 0  | 0   | 0  | 0  | 0   | 0   | 0  | 0   | 0 | 0  | 0   | 0    |      |
| Apr 14 | NEVADA              | *  | 1  | 0  | 0 | 0   | 0  | 0  | 0  | 0  | 0   | 0  | 0  | 0   | 0   | 0  | 0   | 1 | 0  | 0   | 0    |      |
| Apr 20 | UC RIVERSIDE        | *  | 4  | 1  | 2 | 1   | 0  | 0  | 0  | 0  | 0   | 0  | 0  | 0   | 0   | 0  | 0   | 0 | 8  | 1   | 2    |      |
| Apr 23 | Texas Tech          | *  | 4  | 0  | 1 | 2   | 0  | 0  | 0  | 0  | 0   | 0  | 0  | 0   | 0   | 0  | 0   | 3 | 4  | 0   | 0    |      |
| Totals |                     |    | 17 | 72 | 8 | 14  | 10 | 3  | 0  | 2  | 7   | 0  | 0  | 0   | 1   | 1  | 0   | 2 | 25 | 150 | 12   | 5    |

### MARSHALL JR'S CAREER STATS AT UNM

| Year  | avg  | gp-gs | ab  | r  | h  | 2b | 3b | hr | rbi | tb | slg% | bb | hbp | so | gdp | ob%  | sf | sh | sb-att | po  | a  | e | fld% |
|-------|------|-------|-----|----|----|----|----|----|-----|----|------|----|-----|----|-----|------|----|----|--------|-----|----|---|------|
| 2018  | .245 | 38-24 | 106 | 13 | 26 | 8  | 1  | 3  | 19  | 45 | .425 | 7  | 3   | 29 | 5   | .305 | 2  | 0  | 1-2    | 65  | 0  | 3 | .956 |
| 2019  | .194 | 28-17 | 72  | 8  | 14 | 3  | 0  | 2  | 10  | 23 | .319 | 7  | 1   | 25 | 2   | .275 | 0  | 1  | 0-0    | 150 | 12 | 5 | .970 |
| TOTAL | .225 | 66-41 | 178 | 21 | 40 | 11 | 1  | 5  | 29  | 68 | .382 | 14 | 4   | 54 | 7   | .293 | 2  | 1  | 1-2    | 215 | 12 | 8 | .966 |



# UNIVERSITY OF NEW MEXICO

## 2019 BASEBALL



### HITTERS

# #15

## JARED MANG

OF | R/R | 5-9 | 200 | SR | Los Alamos, N.M. (Los Alamos HS)



| AVG. | H-AB   | R  | 2B | 3B | HR | RBI | SLG% | OB%  |
|------|--------|----|----|----|----|-----|------|------|
| .385 | 62-161 | 48 | 21 | 4  | 3  | 43  | .621 | .460 |

#### Mang's Single-Game Highs

|                     |        |                              |
|---------------------|--------|------------------------------|
| <b>Hits</b>         | Season | 4 - done twice               |
|                     | Career | 5 - done twice               |
| <b>Runs</b>         | Season | 4 - done twice               |
|                     | Career | 4 - done eight times         |
| <b>Doubles</b>      | Season | 3 vs. Nevada (4/12/19)       |
|                     | Career | Same                         |
| <b>Triples</b>      | Season | 1 - done three times         |
|                     | Career | 1 - done seven times         |
| <b>Home Runs</b>    | Season | 1 - done three times         |
|                     | Career | 2 at San Diego St. (4/30/17) |
| <b>RBI's</b>        | Season | 4 - done twice               |
|                     | Career | 6 - done twice               |
| <b>Walks</b>        | Season | 3 vs. Niagara (2/24/19)      |
|                     | Career | Same                         |
| <b>Stolen Bases</b> | Season | 1 - done 11 times            |
|                     | Career | 1 - done 20 times            |

### GAME-BY-GAME STATISTICS

| Date   | OPPONENT            | GS | AB | R   | H  | RBI | 2B | 3B | HR | BB | IBB | SB | CS | HBP | SAC | SF | GDP | K | PO | A  | E | Avg  |      |
|--------|---------------------|----|----|-----|----|-----|----|----|----|----|-----|----|----|-----|-----|----|-----|---|----|----|---|------|------|
| Feb 15 | Oregon State        | *  | 4  | 1   | 1  | 2   | 0  | 0  | 1  | 1  | 1   | 0  | 0  | 0   | 0   | 0  | 1   | 0 | 1  | 0  | 0 | .250 |      |
| Feb 16 | Minnesota           | *  | 5  | 2   | 4  | 4   | 2  | 0  | 0  | 1  | 0   | 0  | 0  | 0   | 0   | 0  | 0   | 1 | 1  | 0  | 0 | .556 |      |
| Feb 17 | Gonzaga             | *  | 2  | 2   | 1  | 1   | 0  | 0  | 0  | 1  | 1   | 0  | 0  | 0   | 0   | 1  | 0   | 0 | 3  | 0  | 0 | .545 |      |
| Feb 18 | Oregon State        | *  | 3  | 0   | 0  | 0   | 0  | 0  | 0  | 1  | 0   | 0  | 0  | 0   | 0   | 0  | 0   | 0 | 2  | 0  | 0 | .429 |      |
| Feb 23 | NIAGARA-1           | *  | 3  | 0   | 2  | 1   | 1  | 0  | 0  | 0  | 0   | 0  | 0  | 1   | 0   | 0  | 0   | 0 | 1  | 0  | 0 | .471 |      |
| Feb 23 | NIAGARA-2           | *  | 4  | 1   | 1  | 2   | 1  | 0  | 0  | 0  | 0   | 0  | 0  | 0   | 0   | 0  | 0   | 1 | 2  | 0  | 0 | .429 |      |
| Feb 24 | NIAGARA-1           | *  | 2  | 4   | 1  | 3   | 0  | 1  | 0  | 3  | 0   | 1  | 0  | 0   | 0   | 0  | 0   | 0 | 3  | 0  | 0 | .435 |      |
| Feb 24 | NIAGARA-2           | *  | 4  | 1   | 1  | 1   | 1  | 0  | 0  | 1  | 0   | 0  | 1  | 0   | 0   | 0  | 0   | 1 | 6  | 0  | 0 | .407 |      |
| Feb 27 | Arizona             | *  | 4  | 0   | 2  | 2   | 0  | 0  | 0  | 1  | 0   | 0  | 0  | 0   | 0   | 0  | 0   | 0 | 4  | 0  | 0 | .419 |      |
| Mar 01 | SAN JOSE STATE      | *  | 5  | 1   | 1  | 0   | 0  | 0  | 0  | 1  | 0   | 1  | 0  | 0   | 0   | 0  | 0   | 1 | 3  | 0  | 0 | .389 |      |
| Mar 02 | SAN JOSE STATE      | *  | 4  | 2   | 1  | 0   | 0  | 0  | 0  | 1  | 0   | 1  | 0  | 0   | 0   | 0  | 0   | 0 | 4  | 0  | 0 | .375 |      |
| Mar 03 | SAN JOSE STATE      | *  | 6  | 2   | 2  | 1   | 2  | 0  | 0  | 0  | 0   | 0  | 0  | 0   | 0   | 0  | 0   | 0 | 3  | 0  | 0 | .370 |      |
| Mar 08 | CAL STATE FULLERTON | *  | 4  | 2   | 2  | 2   | 0  | 1  | 0  | 0  | 0   | 0  | 0  | 0   | 0   | 0  | 0   | 0 | 1  | 0  | 0 | .380 |      |
| Mar 09 | CAL STATE FULLERTON | *  | 6  | 3   | 3  | 3   | 2  | 0  | 0  | 0  | 0   | 0  | 0  | 0   | 0   | 0  | 0   | 0 | 1  | 0  | 0 | .393 |      |
| Mar 10 | CAL STATE FULLERTON | *  | 5  | 1   | 3  | 2   | 0  | 1  | 0  | 0  | 0   | 0  | 0  | 0   | 0   | 0  | 0   | 1 | 1  | 1  | 0 | .410 |      |
| Mar 15 | Nevada              | *  | 4  | 0   | 0  | 0   | 0  | 0  | 0  | 0  | 0   | 0  | 0  | 0   | 0   | 0  | 0   | 0 | 4  | 0  | 0 | .385 |      |
| Mar 16 | Nevada              | *  | 3  | 1   | 2  | 4   | 1  | 0  | 1  | 1  | 0   | 0  | 0  | 0   | 0   | 1  | 0   | 0 | 6  | 0  | 0 | .397 |      |
| Mar 17 | Nevada              | *  | 4  | 1   | 2  | 2   | 1  | 0  | 1  | 0  | 0   | 0  | 0  | 0   | 0   | 0  | 0   | 2 | 1  | 0  | 0 | .403 |      |
| Mar 19 | OKLAHOMA            | *  | 4  | 0   | 0  | 0   | 0  | 0  | 0  | 0  | 0   | 0  | 0  | 0   | 0   | 0  | 0   | 0 | 3  | 0  | 0 | .382 |      |
| Mar 20 | OKLAHOMA            | *  | 4  | 0   | 0  | 0   | 0  | 0  | 0  | 1  | 0   | 0  | 0  | 0   | 0   | 0  | 0   | 2 | 1  | 0  | 0 | .363 |      |
| Mar 22 | SAN DIEGO STATE     | *  | 3  | 0   | 1  | 0   | 1  | 0  | 0  | 1  | 0   | 0  | 0  | 0   | 0   | 0  | 0   | 0 | 1  | 0  | 0 | .361 |      |
| Mar 23 | SAN DIEGO STATE     | *  | 4  | 0   | 1  | 0   | 1  | 0  | 0  | 0  | 0   | 0  | 0  | 0   | 0   | 0  | 0   | 0 | 2  | 0  | 0 | .356 |      |
| Mar 24 | SAN DIEGO STATE     | *  | 5  | 4   | 4  | 2   | 2  | 0  | 0  | 0  | 0   | 0  | 0  | 0   | 0   | 0  | 0   | 0 | 2  | 0  | 0 | .380 |      |
| Mar 26 | New Mexico State    | *  | 3  | 0   | 1  | 1   | 0  | 0  | 0  | 1  | 0   | 0  | 0  | 0   | 0   | 1  | 0   | 0 | 2  | 0  | 0 | .379 |      |
| Mar 29 | UNLV                | *  | 5  | 2   | 3  | 1   | 0  | 0  | 0  | 0  | 0   | 0  | 0  | 0   | 0   | 0  | 0   | 1 | 0  | 0  | 0 | .390 |      |
| Mar 30 | UNLV                | *  | 4  | 0   | 1  | 0   | 0  | 0  | 0  | 0  | 0   | 0  | 0  | 0   | 0   | 0  | 0   | 1 | 1  | 0  | 0 | .385 |      |
| Mar 31 | UNLV                | *  | 5  | 1   | 3  | 0   | 0  | 0  | 0  | 0  | 0   | 1  | 0  | 0   | 0   | 0  | 0   | 0 | 2  | 1  | 0 | .394 |      |
| Apr 02 | TEXAS TECH          | *  | 5  | 1   | 1  | 0   | 0  | 0  | 0  | 0  | 0   | 0  | 0  | 0   | 0   | 0  | 0   | 0 | 3  | 0  | 0 | .386 |      |
| Apr 03 | TEXAS TECH          | *  | 3  | 3   | 2  | 3   | 0  | 0  | 0  | 2  | 0   | 0  | 0  | 0   | 0   | 0  | 0   | 0 | 1  | 0  | 0 | .393 |      |
| Apr 05 | San Jose State      | *  | 4  | 0   | 1  | 2   | 0  | 0  | 0  | 0  | 0   | 1  | 0  | 0   | 0   | 0  | 0   | 2 | 0  | 0  | 0 | .388 |      |
| Apr 06 | San Jose State      | *  | 4  | 0   | 2  | 0   | 0  | 0  | 0  | 1  | 0   | 1  | 0  | 0   | 0   | 0  | 0   | 0 | 1  | 1  | 0 | .392 |      |
| Apr 07 | San Jose State      | *  | 4  | 1   | 2  | 0   | 0  | 0  | 0  | 0  | 0   | 1  | 0  | 0   | 0   | 0  | 0   | 0 | 1  | 0  | 0 | .395 |      |
| Apr 12 | NEVADA              | *  | 4  | 3   | 3  | 0   | 3  | 0  | 0  | 0  | 0   | 0  | 0  | 0   | 0   | 0  | 0   | 0 | 2  | 0  | 0 | .406 |      |
| Apr 13 | NEVADA              | *  | 4  | 0   | 2  | 0   | 0  | 1  | 0  | 0  | 0   | 1  | 0  | 0   | 0   | 0  | 0   | 0 | 2  | 0  | 0 | .409 |      |
| Apr 14 | NEVADA              | *  | 5  | 2   | 2  | 1   | 1  | 0  | 0  | 0  | 0   | 0  | 0  | 0   | 0   | 0  | 0   | 1 | 1  | 0  | 0 | .408 |      |
| Apr 16 | NEW MEXICO STATE    | *  | 6  | 2   | 2  | 1   | 0  | 0  | 0  | 0  | 0   | 1  | 0  | 0   | 0   | 0  | 0   | 1 | 3  | 0  | 0 | .405 |      |
| Apr 18 | UC RIVERSIDE        | *  | 4  | 2   | 1  | 1   | 1  | 0  | 0  | 1  | 0   | 0  | 0  | 0   | 0   | 0  | 0   | 0 | 2  | 0  | 0 | .401 |      |
| Apr 19 | UC RIVERSIDE        | *  | 2  | 2   | 1  | 0   | 1  | 0  | 0  | 2  | 1   | 1  | 0  | 1   | 0   | 0  | 0   | 0 | 1  | 0  | 0 | .403 |      |
| Apr 20 | UC RIVERSIDE        | *  | 3  | 1   | 0  | 1   | 0  | 0  | 0  | 2  | 0   | 1  | 1  | 0   | 0   | 0  | 0   | 1 | 1  | 0  | 0 | .395 |      |
| Apr 23 | Texas Tech          | *  | 4  | 0   | 0  | 0   | 0  | 0  | 0  | 0  | 0   | 0  | 0  | 0   | 0   | 0  | 0   | 1 | 3  | 0  | 0 | .385 |      |
| Totals |                     |    | 40 | 161 | 48 | 62  | 43 | 21 | 4  | 3  | 23  | 3  | 11 | 2   | 2   | 0  | 3   | 1 | 17 | 82 | 3 | 0    | .385 |

### MANG'S CAREER STATS AT UNM

| Year  | avg  | gp-gs   | ab  | r   | h   | 2b | 3b | hr | rbi | tb  | slg% | bb | hbp | so | gdp | ob%  | sf | sh | sb-alt | po  | a  | e | fld%  |
|-------|------|---------|-----|-----|-----|----|----|----|-----|-----|------|----|-----|----|-----|------|----|----|--------|-----|----|---|-------|
| 2016  | .291 | 59-48   | 175 | 37  | 51  | 10 | 2  | 3  | 30  | 74  | .423 | 25 | 4   | 28 | 2   | .383 | 5  | 3  | 3-4    | 66  | 18 | 4 | .955  |
| 2017  | .373 | 57-57   | 241 | 63  | 90  | 17 | 2  | 9  | 62  | 138 | .573 | 20 | 6   | 27 | 3   | .433 | 1  | 3  | 4-6    | 114 | 4  | 1 | .992  |
| 2018  | .284 | 29-29   | 102 | 27  | 29  | 3  | 0  | 8  | 29  | 56  | .549 | 19 | 9   | 20 | 2   | .438 | 0  | 1  | 2-3    | 49  | 5  | 2 | .964  |
| 2019  | .385 | 40-40   | 161 | 48  | 62  | 21 | 4  | 3  | 43  | 100 | .621 | 23 | 2   | 17 | 1   | .460 | 3  | 0  | 11-13  | 82  | 3  | 0 | 1.000 |
| TOTAL | .342 | 185-174 | 679 | 175 | 232 | 51 | 8  | 23 | 164 | 368 | .542 | 87 | 21  | 92 | 8   | .427 | 9  | 7  | 20-26  | 311 | 30 | 7 | .980  |



# UNIVERSITY OF NEW MEXICO

## 2019 BASEBALL



### HITTERS

# #16

## TANNER BAKER

OF | L/L | 6-1 | 199 | JR | Phoenix, Ariz. (South Mountain CC)



| AVG. | H-AB   | R  | 2B | 3B | HR | RBI | SLG% | OB%  |
|------|--------|----|----|----|----|-----|------|------|
| .257 | 36-140 | 18 | 7  | 1  | 0  | 17  | .321 | .309 |

### Baker's Single-Game Highs

|              |        |                               |
|--------------|--------|-------------------------------|
| Hits         | Season | 4 vs. Minnesota (2/16/19)     |
|              | Career | Same                          |
| Runs         | Season | 2 - done twice                |
|              | Career | Same                          |
| Doubles      | Season | 1 - done six times            |
|              | Career | Same                          |
| Triples      | Season | 1 vs. Texas Tech (4/2/19)     |
|              | Career | Same                          |
| Home Runs    | Season |                               |
|              | Career |                               |
| RBI's        | Season | 3 vs. San Jose St. (3/3/19)   |
|              | Career | Same                          |
| Walks        | Season | 2 vs. San Diego St. (3/24/19) |
|              | Career | Same                          |
| Stolen Bases | Season | 1 - done three times          |
|              | Career | Same                          |

### GAME-BY-GAME STATISTICS

| Date   | OPPONENT            | GS | AB  | R  | H  | RBI | 2B | 3B | HR | BB | IBB | SB | CS | HBP | SAC | SF | GDP | K  | PO | A | E | Avg  |
|--------|---------------------|----|-----|----|----|-----|----|----|----|----|-----|----|----|-----|-----|----|-----|----|----|---|---|------|
| Feb 16 | Minnesota           | *  | 5   | 1  | 4  | 2   | 1  | 0  | 0  | 0  | 0   | 0  | 0  | 0   | 0   | 0  | 0   | 1  | 1  | 0 | 0 | .800 |
| Feb 17 | Gonzaga             | *  | 4   | 0  | 1  | 0   | 0  | 0  | 0  | 0  | 0   | 0  | 0  | 0   | 0   | 0  | 0   | 1  | 3  | 0 | 0 | .556 |
| Feb 18 | Oregon State        | *  | 4   | 0  | 1  | 0   | 0  | 0  | 0  | 0  | 0   | 0  | 0  | 0   | 0   | 0  | 0   | 2  | 2  | 0 | 0 | .462 |
| Feb 23 | NIAGARA-1           | *  | 4   | 0  | 0  | 0   | 0  | 0  | 0  | 0  | 0   | 0  | 0  | 0   | 0   | 0  | 1   | 1  | 2  | 0 | 0 | .353 |
| Feb 23 | NIAGARA-2           | *  | 4   | 1  | 1  | 0   | 1  | 0  | 0  | 0  | 0   | 0  | 0  | 0   | 0   | 0  | 0   | 1  | 3  | 0 | 0 | .333 |
| Feb 24 | NIAGARA-1           | *  | 4   | 0  | 1  | 0   | 0  | 0  | 0  | 0  | 0   | 0  | 0  | 0   | 0   | 0  | 0   | 0  | 2  | 0 | 0 | .320 |
| Feb 24 | NIAGARA-2           | *  | 3   | 1  | 0  | 1   | 0  | 0  | 0  | 0  | 0   | 0  | 0  | 0   | 0   | 0  | 1   | 0  | 1  | 0 | 0 | .286 |
| Feb 27 | Arizona             | *  | 1   | 0  | 1  | 0   | 0  | 0  | 0  | 0  | 0   | 0  | 0  | 0   | 0   | 0  | 0   | 0  | 0  | 0 | 0 | .310 |
| Mar 01 | SAN JOSE STATE      | *  | 4   | 0  | 0  | 0   | 0  | 0  | 0  | 0  | 0   | 0  | 0  | 0   | 0   | 0  | 0   | 2  | 0  | 0 | 0 | .273 |
| Mar 02 | SAN JOSE STATE      | *  | 5   | 2  | 2  | 1   | 0  | 0  | 0  | 0  | 0   | 0  | 0  | 0   | 0   | 0  | 0   | 0  | 0  | 0 | 0 | .289 |
| Mar 03 | SAN JOSE STATE      | *  | 6   | 1  | 1  | 3   | 0  | 0  | 0  | 0  | 0   | 0  | 0  | 0   | 0   | 0  | 0   | 1  | 6  | 0 | 0 | .273 |
| Mar 08 | CAL STATE FULLERTON | *  | 3   | 0  | 1  | 0   | 0  | 0  | 0  | 1  | 0   | 0  | 0  | 0   | 0   | 0  | 0   | 0  | 0  | 0 | 0 | .277 |
| Mar 09 | CAL STATE FULLERTON | *  | 6   | 1  | 2  | 1   | 0  | 0  | 0  | 0  | 0   | 0  | 0  | 0   | 0   | 0  | 0   | 0  | 5  | 0 | 0 | .283 |
| Mar 10 | CAL STATE FULLERTON | *  | 5   | 0  | 3  | 0   | 0  | 0  | 0  | 0  | 0   | 1  | 0  | 0   | 0   | 0  | 0   | 0  | 0  | 0 | 0 | .310 |
| Mar 15 | Nevada              | *  | 4   | 0  | 1  | 0   | 0  | 0  | 0  | 0  | 0   | 0  | 0  | 0   | 0   | 0  | 0   | 1  | 1  | 0 | 0 | .306 |
| Mar 16 | Nevada              | *  | 5   | 1  | 0  | 0   | 0  | 0  | 0  | 0  | 0   | 0  | 0  | 0   | 0   | 0  | 0   | 0  | 4  | 0 | 0 | .284 |
| Mar 17 | Nevada              | *  | 3   | 0  | 0  | 0   | 0  | 0  | 0  | 0  | 0   | 0  | 0  | 0   | 0   | 0  | 0   | 1  | 1  | 0 | 0 | .271 |
| Mar 19 | OKLAHOMA            | *  | 3   | 0  | 1  | 0   | 0  | 0  | 0  | 0  | 0   | 0  | 0  | 0   | 0   | 0  | 1   | 0  | 0  | 0 | 0 | .274 |
| Mar 20 | OKLAHOMA            | *  | 3   | 0  | 0  | 0   | 0  | 0  | 0  | 0  | 0   | 0  | 0  | 0   | 0   | 0  | 0   | 0  | 0  | 0 | 0 | .263 |
| Mar 22 | SAN DIEGO STATE     | *  | 4   | 1  | 2  | 0   | 1  | 0  | 0  | 0  | 0   | 0  | 0  | 0   | 0   | 0  | 0   | 0  | 1  | 0 | 0 | .275 |
| Mar 23 | SAN DIEGO STATE     | *  | 4   | 1  | 2  | 1   | 1  | 0  | 0  | 0  | 0   | 0  | 0  | 0   | 0   | 0  | 1   | 0  | 2  | 0 | 1 | .286 |
| Mar 24 | SAN DIEGO STATE     | *  | 3   | 1  | 1  | 1   | 0  | 0  | 0  | 2  | 0   | 0  | 0  | 0   | 0   | 0  | 1   | 0  | 1  | 0 | 0 | .287 |
| Mar 26 | New Mexico State    | *  | 4   | 0  | 0  | 1   | 0  | 0  | 0  | 1  | 0   | 0  | 0  | 0   | 0   | 0  | 0   | 1  | 1  | 0 | 0 | .275 |
| Mar 30 | UNLV                | *  | 1   | 0  | 0  | 0   | 0  | 0  | 0  | 0  | 0   | 0  | 0  | 0   | 0   | 0  | 0   | 0  | 0  | 0 | 0 | .272 |
| Mar 31 | UNLV                | *  | 3   | 2  | 2  | 1   | 0  | 0  | 0  | 1  | 0   | 0  | 0  | 0   | 0   | 0  | 0   | 0  | 3  | 0 | 0 | .284 |
| Apr 02 | TEXAS TECH          | *  | 4   | 1  | 2  | 0   | 1  | 1  | 0  | 1  | 0   | 0  | 0  | 0   | 0   | 0  | 0   | 0  | 3  | 0 | 0 | .293 |
| Apr 03 | TEXAS TECH          | *  | 3   | 1  | 1  | 0   | 0  | 0  | 0  | 0  | 0   | 0  | 0  | 0   | 2   | 0  | 0   | 1  | 0  | 0 | 0 | .294 |
| Apr 05 | San Jose State      | *  | 3   | 0  | 0  | 0   | 0  | 0  | 0  | 1  | 0   | 1  | 0  | 0   | 0   | 0  | 0   | 2  | 1  | 0 | 0 | .286 |
| Apr 06 | San Jose State      | *  | 3   | 1  | 0  | 0   | 0  | 0  | 0  | 1  | 0   | 0  | 0  | 0   | 0   | 0  | 0   | 0  | 1  | 0 | 0 | .278 |
| Apr 07 | San Jose State      | *  | 3   | 0  | 1  | 1   | 0  | 0  | 0  | 0  | 0   | 1  | 0  | 0   | 0   | 0  | 0   | 0  | 3  | 0 | 0 | .279 |
| Apr 12 | NEVADA              | *  | 3   | 0  | 2  | 0   | 1  | 0  | 0  | 0  | 0   | 0  | 0  | 1   | 0   | 0  | 0   | 1  | 1  | 0 | 0 | .289 |
| Apr 13 | NEVADA              | *  | 3   | 0  | 0  | 0   | 0  | 0  | 0  | 0  | 0   | 0  | 0  | 0   | 0   | 0  | 1   | 0  | 1  | 0 | 0 | .282 |
| Apr 14 | NEVADA              | *  | 4   | 0  | 0  | 0   | 0  | 0  | 0  | 0  | 0   | 0  | 0  | 0   | 0   | 0  | 0   | 0  | 2  | 0 | 0 | .273 |
| Apr 16 | NEW MEXICO STATE    | *  | 5   | 1  | 1  | 2   | 1  | 0  | 0  | 0  | 0   | 0  | 0  | 0   | 0   | 0  | 0   | 0  | 4  | 0 | 0 | .270 |
| Apr 18 | UC RIVERSIDE        | *  | 4   | 0  | 0  | 1   | 0  | 0  | 0  | 0  | 0   | 0  | 0  | 0   | 0   | 0  | 0   | 1  | 2  | 0 | 0 | .262 |
| Apr 19 | UC RIVERSIDE        | *  | 3   | 1  | 1  | 0   | 0  | 0  | 0  | 1  | 0   | 0  | 0  | 0   | 1   | 0  | 0   | 0  | 2  | 0 | 0 | .263 |
| Apr 20 | UC RIVERSIDE        | *  | 3   | 0  | 0  | 0   | 0  | 0  | 0  | 0  | 0   | 0  | 0  | 0   | 0   | 0  | 0   | 1  | 1  | 0 | 0 | .257 |
| Apr 23 | Texas Tech          | *  | 3   | 0  | 1  | 1   | 0  | 0  | 0  | 0  | 0   | 0  | 0  | 0   | 1   | 0  | 0   | 2  | 2  | 0 | 0 | .259 |
| Totals |                     | 36 | 139 | 18 | 36 | 17  | 7  | 1  | 0  | 9  | 0   | 3  | 0  | 2   | 4   | 1  | 6   | 20 | 62 | 0 | 1 | .259 |

### BAKER'S CAREER STATS AT UNM

| Year  | avg  | gp-gs | ab  | r  | h  | 2b | 3b | hr | rbi | tb | slg% | bb | hbp | so | gdp | ob%  | sf | sh | sb-att | po | a | e | fld% |
|-------|------|-------|-----|----|----|----|----|----|-----|----|------|----|-----|----|-----|------|----|----|--------|----|---|---|------|
| 2019  | .259 | 38-36 | 139 | 18 | 36 | 7  | 1  | 0  | 17  | 45 | .324 | 9  | 2   | 20 | 6   | .311 | 1  | 4  | 3-3    | 62 | 0 | 1 | .984 |
| TOTAL | .259 | 38-36 | 139 | 18 | 36 | 7  | 1  | 0  | 17  | 45 | .324 | 9  | 2   | 20 | 6   | .311 | 1  | 4  | 3-3    | 62 | 0 | 1 | .984 |



# UNIVERSITY OF NEW MEXICO

## 2019 BASEBALL



### HITTERS

# #24

## ADAM ADKINS

OF | R/R | 6-3 | 202 | SR | Denver, Colo. (West Texas A&M)



| AVG. | H-AB  | R  | 2B | 3B | HR | RBI | SLG% | OB%  |
|------|-------|----|----|----|----|-----|------|------|
| .186 | 11-59 | 10 | 4  | 1  | 0  | 6   | .288 | .269 |

### Adkins' Single-Game Highs

|                     |        |                         |
|---------------------|--------|-------------------------|
| <b>Hits</b>         | Season | 2 - done twice          |
|                     | Career | Same                    |
| <b>Runs</b>         | Season | 1 - done 10 times       |
|                     | Career | Same                    |
| <b>Doubles</b>      | Season | 1 - done four times     |
|                     | Career | Same                    |
| <b>Triples</b>      | Season | 1 at Nevada (3/15/19)   |
|                     | Career | Same                    |
| <b>Home Runs</b>    | Season |                         |
|                     | Career |                         |
| <b>RBI's</b>        | Season | 2 - done twice          |
|                     | Career | Same                    |
| <b>Walks</b>        | Season | 2 vs. Niagara (2/24/19) |
|                     | Career | Same                    |
| <b>Stolen Bases</b> | Season |                         |
|                     | Career |                         |

### GAME-BY-GAME STATISTICS

| Date   | OPPONENT            | GS | AB | R  | H  | RBI | 2B | 3B | HR | BB | IBB | SB | CS | HBP | SAC | SF | GDP | K  | PO | A | E | Avg  |
|--------|---------------------|----|----|----|----|-----|----|----|----|----|-----|----|----|-----|-----|----|-----|----|----|---|---|------|
| Feb 24 | NIAGARA-1           | *  | 4  | 1  | 1  | 0   | 0  | 0  | 0  | 0  | 0   | 0  | 0  | 0   | 0   | 0  | 0   | 1  | 2  | 0 | 0 | .250 |
| Feb 24 | NIAGARA-2           | *  | 2  | 0  | 0  | 0   | 0  | 0  | 2  | 0  | 0   | 0  | 0  | 0   | 0   | 0  | 0   | 1  | 2  | 0 | 0 | .167 |
| Feb 27 | Arizona             | *  | 2  | 1  | 0  | 0   | 0  | 0  | 0  | 1  | 0   | 0  | 0  | 0   | 0   | 0  | 0   | 1  | 3  | 0 | 0 | .125 |
| Mar 01 | SAN JOSE STATE      |    | 0  | 1  | 0  | 0   | 0  | 0  | 0  | 1  | 0   | 0  | 0  | 0   | 0   | 0  | 0   | 0  | 0  | 0 | 0 | .125 |
| Mar 02 | SAN JOSE STATE      |    | 0  | 0  | 0  | 0   | 0  | 0  | 0  | 0  | 0   | 0  | 0  | 0   | 0   | 0  | 0   | 0  | 0  | 0 | 0 | .125 |
| Mar 03 | SAN JOSE STATE      |    | 2  | 0  | 0  | 0   | 0  | 0  | 0  | 0  | 0   | 0  | 0  | 0   | 0   | 0  | 0   | 1  | 0  | 0 | 0 | .100 |
| Mar 08 | CAL STATE FULLERTON | *  | 2  | 0  | 0  | 0   | 0  | 0  | 0  | 0  | 0   | 0  | 0  | 0   | 0   | 0  | 0   | 2  | 2  | 0 | 0 | .083 |
| Mar 09 | CAL STATE FULLERTON | *  | 5  | 1  | 2  | 2   | 1  | 0  | 0  | 0  | 0   | 0  | 0  | 0   | 0   | 0  | 0   | 1  | 1  | 0 | 0 | .176 |
| Mar 10 | CAL STATE FULLERTON | *  | 2  | 0  | 0  | 0   | 0  | 0  | 0  | 0  | 0   | 0  | 0  | 0   | 0   | 0  | 0   | 2  | 1  | 0 | 0 | .158 |
| Mar 15 | Nevada              | *  | 4  | 1  | 1  | 0   | 0  | 1  | 0  | 0  | 0   | 0  | 0  | 0   | 0   | 0  | 0   | 2  | 0  | 1 | 0 | .174 |
| Mar 19 | OKLAHOMA            |    | 1  | 0  | 1  | 0   | 0  | 0  | 0  | 0  | 0   | 0  | 0  | 0   | 0   | 0  | 0   | 0  | 0  | 0 | 0 | .208 |
| Mar 20 | OKLAHOMA            |    | 0  | 1  | 0  | 0   | 0  | 0  | 0  | 1  | 0   | 0  | 0  | 0   | 0   | 0  | 0   | 0  | 0  | 0 | 0 | .208 |
| Mar 22 | SAN DIEGO STATE     |    | 0  | 0  | 0  | 0   | 0  | 0  | 0  | 1  | 0   | 0  | 0  | 0   | 0   | 0  | 0   | 0  | 0  | 0 | 0 | .208 |
| Mar 23 | SAN DIEGO STATE     |    | 1  | 0  | 0  | 0   | 0  | 0  | 0  | 0  | 0   | 0  | 0  | 0   | 0   | 0  | 0   | 1  | 0  | 0 | 0 | .200 |
| Mar 24 | SAN DIEGO STATE     | *  | 4  | 1  | 1  | 0   | 0  | 0  | 0  | 1  | 0   | 0  | 0  | 0   | 0   | 0  | 0   | 1  | 2  | 0 | 0 | .207 |
| Mar 26 | New Mexico State    | *  | 4  | 1  | 1  | 1   | 0  | 0  | 0  | 0  | 0   | 0  | 0  | 0   | 0   | 0  | 0   | 1  | 1  | 0 | 0 | .212 |
| Mar 29 | UNLV                | *  | 3  | 0  | 0  | 0   | 0  | 0  | 0  | 0  | 0   | 0  | 0  | 0   | 1   | 0  | 0   | 1  | 2  | 0 | 0 | .194 |
| Mar 30 | UNLV                | *  | 3  | 0  | 0  | 0   | 0  | 0  | 0  | 0  | 0   | 0  | 0  | 0   | 0   | 0  | 0   | 1  | 4  | 0 | 0 | .179 |
| Mar 31 | UNLV                | *  | 5  | 1  | 2  | 0   | 1  | 0  | 0  | 0  | 0   | 0  | 0  | 0   | 0   | 0  | 0   | 3  | 1  | 0 | 0 | .205 |
| Apr 02 | TEXAS TECH          |    | 2  | 0  | 0  | 0   | 0  | 0  | 0  | 0  | 0   | 0  | 0  | 0   | 0   | 0  | 0   | 2  | 0  | 0 | 0 | .196 |
| Apr 03 | TEXAS TECH          | *  | 4  | 0  | 0  | 2   | 0  | 0  | 0  | 0  | 0   | 0  | 0  | 0   | 0   | 1  | 0   | 3  | 3  | 0 | 0 | .180 |
| Apr 05 | San Jose State      | *  | 3  | 0  | 0  | 0   | 0  | 0  | 0  | 0  | 0   | 0  | 0  | 0   | 0   | 0  | 0   | 3  | 0  | 0 | 0 | .170 |
| Apr 12 | NEVADA              | *  | 4  | 1  | 1  | 0   | 1  | 0  | 0  | 0  | 0   | 0  | 0  | 0   | 0   | 0  | 0   | 2  | 0  | 0 | 0 | .175 |
| Apr 13 | NEVADA              |    | 0  | 0  | 0  | 0   | 0  | 0  | 0  | 0  | 0   | 0  | 0  | 0   | 0   | 0  | 0   | 0  | 0  | 0 | 0 | .175 |
| Apr 16 | NEW MEXICO STATE    |    | 1  | 0  | 0  | 0   | 0  | 0  | 0  | 0  | 0   | 0  | 0  | 0   | 0   | 0  | 0   | 0  | 0  | 0 | 0 | .172 |
| Apr 20 | UC RIVERSIDE        |    | 1  | 0  | 1  | 1   | 1  | 0  | 0  | 0  | 0   | 0  | 0  | 0   | 0   | 0  | 0   | 0  | 2  | 0 | 0 | .186 |
| Apr 23 | Texas Tech          |    | 0  | 0  | 0  | 0   | 0  | 0  | 0  | 0  | 0   | 0  | 0  | 0   | 0   | 0  | 0   | 0  | 1  | 0 | 0 | .186 |
| Totals |                     |    | 15 | 59 | 10 | 11  | 6  | 4  | 1  | 0  | 7   | 0  | 0  | 0   | 1   | 1  | 0   | 29 | 27 | 1 | 0 | .186 |

### ADKINS' CAREER STATS AT UNM

| Year  | avg  | gp-gs | ab | r  | h  | 2b | 3b | hr | rbi | tb | slg% | bb | hbp | so | gdp | ob%  | sf | sh | sb-att | po | a | e | fld%  |
|-------|------|-------|----|----|----|----|----|----|-----|----|------|----|-----|----|-----|------|----|----|--------|----|---|---|-------|
| 2019  | .186 | 27-15 | 59 | 10 | 11 | 4  | 1  | 0  | 6   | 17 | .288 | 7  | 0   | 29 | 0   | .269 | 1  | 1  | 0-0    | 27 | 1 | 0 | 1.000 |
| TOTAL | .186 | 27-15 | 59 | 10 | 11 | 4  | 1  | 0  | 6   | 17 | .288 | 7  | 0   | 29 | 0   | .269 | 1  | 1  | 0-0    | 27 | 1 | 0 | 1.000 |



# UNIVERSITY OF NEW MEXICO

## 2019 BASEBALL



### HITTERS

# #26

## NICK ATKINS

INF | R/R | 5-8 | 152 | SO | Venice, Calif. (Venice HS)



| AVG.        | H-AB       | R        | 2B  | 3B  | HR  | RBI | SLG%        | OB%         |
|-------------|------------|----------|-----|-----|-----|-----|-------------|-------------|
| <b>.333</b> | <b>3-9</b> | <b>2</b> | ... | ... | ... | ... | <b>.333</b> | <b>.455</b> |

#### Atkins' Single-Game Highs

|                     |        |                              |
|---------------------|--------|------------------------------|
| <b>Hits</b>         | Season | 1 - done three times         |
|                     | Career | 2 - done twice               |
| <b>Runs</b>         | Season | 1 - done twice               |
|                     | Career | 3 at Grand Canyon (4/25/18)  |
| <b>Doubles</b>      | Season |                              |
|                     | Career |                              |
| <b>Triples</b>      | Season |                              |
|                     | Career |                              |
| <b>Home Runs</b>    | Season |                              |
|                     | Career |                              |
| <b>RBI's</b>        | Season |                              |
|                     | Career |                              |
| <b>Walks</b>        | Season |                              |
|                     | Career | 1 vs. Columbia (3/16/18)     |
| <b>Stolen Bases</b> | Season | 1 at San Jose State (4/5/19) |
|                     | Career | 1 - done twice               |

### GAME-BY-GAME STATISTICS

| Date   | OPPONENT         | GS | AB | R | H | RBI | 2B | 3B | HR | BB | IBB | SB | CS | HBP | SAC | SF | GDP | K | PO | A | E | Avg  |
|--------|------------------|----|----|---|---|-----|----|----|----|----|-----|----|----|-----|-----|----|-----|---|----|---|---|------|
| Mar 20 | OKLAHOMA         |    | 0  | 0 | 0 | 0   | 0  | 0  | 0  | 0  | 0   | 0  | 0  | 0   | 0   | 0  | 0   | 0 | 1  | 0 | 0 | .000 |
| Apr 02 | TEXAS TECH       | *  | 3  | 1 | 1 | 0   | 0  | 0  | 0  | 0  | 0   | 0  | 0  | 1   | 0   | 0  | 0   | 0 | 2  | 2 | 0 | .333 |
| Apr 03 | TEXAS TECH       |    | 0  | 0 | 0 | 0   | 0  | 0  | 0  | 0  | 0   | 0  | 0  | 0   | 0   | 0  | 0   | 0 | 0  | 0 | 0 | .333 |
| Apr 05 | San Jose State   | *  | 2  | 1 | 1 | 0   | 0  | 0  | 0  | 0  | 0   | 1  | 0  | 1   | 0   | 0  | 0   | 1 | 2  | 3 | 0 | .400 |
| Apr 06 | San Jose State   | *  | 3  | 0 | 0 | 0   | 0  | 0  | 0  | 0  | 0   | 0  | 0  | 0   | 1   | 0  | 0   | 1 | 1  | 2 | 0 | .250 |
| Apr 16 | NEW MEXICO STATE |    | 1  | 0 | 1 | 0   | 0  | 0  | 0  | 0  | 0   | 0  | 0  | 0   | 0   | 0  | 0   | 0 | 0  | 0 | 1 | .333 |
| Apr 20 | UC RIVERSIDE     | *  | 0  | 0 | 0 | 0   | 0  | 0  | 0  | 0  | 0   | 0  | 0  | 0   | 0   | 0  | 0   | 0 | 0  | 0 | 1 | .333 |
| Totals |                  | 4  | 9  | 2 | 3 | 0   | 0  | 0  | 0  | 0  | 0   | 1  | 0  | 2   | 1   | 0  | 0   | 2 | 6  | 7 | 2 | .333 |

### ATKINS' CAREER STATS AT UNM

| Year  | avg  | gp-gs | ab | r | h  | 2b | 3b | hr | rbi | tb | slg% | bb | hbp | so | gdp | ob%  | sf | sh | sb-att | po | a  | e | fld% |
|-------|------|-------|----|---|----|----|----|----|-----|----|------|----|-----|----|-----|------|----|----|--------|----|----|---|------|
| 2018  | .186 | 22-13 | 43 | 7 | 8  | 0  | 0  | 0  | 0   | 8  | .186 | 1  | 1   | 9  | 1   | .222 | 0  | 1  | 1-1    | 21 | 33 | 4 | .931 |
| 2019  | .333 | 7-4   | 9  | 2 | 3  | 0  | 0  | 0  | 0   | 3  | .333 | 0  | 2   | 2  | 0   | .455 | 0  | 1  | 1-1    | 6  | 7  | 2 | .867 |
| TOTAL | .212 | 29-17 | 52 | 9 | 11 | 0  | 0  | 0  | 0   | 11 | .212 | 1  | 3   | 11 | 1   | .268 | 0  | 2  | 2-2    | 27 | 40 | 6 | .918 |





# UNIVERSITY OF NEW MEXICO

## 2019 BASEBALL



### HITTERS

# #27

## TYLER KELLY

INF | R/R | 5-9 | 170 | FR | Cottonwood, Ariz. (Mingus HS)



| AVG. | H-AB   | R  | 2B | 3B | HR | RBI | SLG% | OB%  |
|------|--------|----|----|----|----|-----|------|------|
| .317 | 44-139 | 27 | 6  | 2  | 1  | 18  | .410 | .391 |

#### Kelly's Single-Game Highs

|                     |        |                              |
|---------------------|--------|------------------------------|
| <b>Hits</b>         | Season | 3 - done seven times         |
|                     | Career | Same                         |
| <b>Runs</b>         | Season | 3 at Nevada (3/16/19)        |
|                     | Career | Same                         |
| <b>Doubles</b>      | Season | 1 - done six times           |
|                     | Career | Same                         |
| <b>Triples</b>      | Season | 1 - done twice               |
|                     | Career | Same                         |
| <b>Home Runs</b>    | Season | 1 vs. Nevada (4/12/19)       |
|                     | Career | Same                         |
| <b>RBI's</b>        | Season | 3 vs. CSU Fullerton (3/9/19) |
|                     | Career | Same                         |
| <b>Walks</b>        | Season | 3 at San Jose St. (4/6/19)   |
|                     | Career | Same                         |
| <b>Stolen Bases</b> | Season | 2 - done twice               |
|                     | Career | Same                         |

### GAME-BY-GAME STATISTICS

| Date   | OPPONENT            | GS | AB  | R  | H  | RBI | 2B | 3B | HR | BB | IBB | SB | CS | HBP | SAC | SF | GDP | K  | PO | A  | E | Avg  |
|--------|---------------------|----|-----|----|----|-----|----|----|----|----|-----|----|----|-----|-----|----|-----|----|----|----|---|------|
| Feb 15 | Oregon State        | *  | 4   | 0  | 1  | 2   | 0  | 0  | 0  | 0  | 0   | 0  | 0  | 0   | 0   | 0  | 0   | 1  | 4  | 0  | 0 | .250 |
| Feb 16 | Minnesota           | *  | 4   | 1  | 3  | 1   | 0  | 0  | 0  | 0  | 0   | 0  | 1  | 1   | 0   | 0  | 0   | 1  | 0  | 0  | 0 | .500 |
| Feb 17 | Gonzaga             | *  | 4   | 1  | 1  | 0   | 0  | 0  | 0  | 0  | 0   | 0  | 0  | 0   | 0   | 0  | 1   | 0  | 0  | 0  | 0 | .417 |
| Feb 18 | Oregon State        | *  | 4   | 0  | 0  | 0   | 0  | 0  | 0  | 0  | 0   | 0  | 0  | 0   | 0   | 0  | 1   | 0  | 0  | 0  | 0 | .312 |
| Feb 23 | NIAGARA-1           | *  | 4   | 0  | 1  | 0   | 0  | 0  | 0  | 0  | 0   | 0  | 0  | 0   | 0   | 0  | 0   | 0  | 0  | 0  | 0 | .300 |
| Feb 23 | NIAGARA-2           | *  | 3   | 0  | 0  | 0   | 0  | 0  | 1  | 0  | 1   | 0  | 0  | 0   | 0   | 0  | 0   | 1  | 1  | 0  | 0 | .261 |
| Feb 24 | NIAGARA-1           | *  | 4   | 0  | 1  | 2   | 0  | 0  | 0  | 0  | 0   | 1  | 0  | 0   | 0   | 0  | 0   | 0  | 0  | 0  | 0 | .259 |
| Feb 27 | Arizona             | *  | 2   | 1  | 1  | 0   | 1  | 0  | 0  | 0  | 0   | 0  | 0  | 0   | 0   | 0  | 0   | 1  | 0  | 0  | 0 | .276 |
| Mar 01 | SAN JOSE STATE      | *  | 3   | 2  | 1  | 1   | 1  | 0  | 0  | 1  | 0   | 0  | 0  | 0   | 0   | 0  | 0   | 1  | 0  | 0  | 0 | .281 |
| Mar 02 | SAN JOSE STATE      | *  | 4   | 2  | 1  | 0   | 1  | 0  | 0  | 1  | 0   | 0  | 0  | 0   | 0   | 0  | 0   | 0  | 0  | 0  | 0 | .278 |
| Mar 03 | SAN JOSE STATE      | *  | 6   | 2  | 3  | 2   | 0  | 0  | 0  | 0  | 0   | 0  | 0  | 0   | 0   | 0  | 0   | 0  | 0  | 1  | 0 | .310 |
| Mar 08 | CAL STATE FULLERTON | *  | 4   | 0  | 0  | 0   | 0  | 0  | 0  | 0  | 0   | 0  | 0  | 0   | 0   | 0  | 1   | 0  | 0  | 3  | 1 | .283 |
| Mar 09 | CAL STATE FULLERTON | *  | 4   | 0  | 3  | 3   | 0  | 0  | 0  | 1  | 0   | 0  | 0  | 1   | 0   | 0  | 0   | 0  | 2  | 5  | 0 | .320 |
| Mar 10 | CAL STATE FULLERTON | *  | 5   | 2  | 3  | 0   | 1  | 0  | 0  | 0  | 0   | 0  | 0  | 0   | 0   | 0  | 0   | 0  | 4  | 4  | 0 | .345 |
| Mar 15 | Nevada              | *  | 4   | 1  | 1  | 0   | 0  | 1  | 0  | 0  | 0   | 0  | 0  | 0   | 0   | 0  | 0   | 0  | 1  | 2  | 0 | .339 |
| Mar 16 | Nevada              | *  | 5   | 3  | 3  | 1   | 0  | 0  | 0  | 0  | 0   | 0  | 0  | 0   | 0   | 0  | 0   | 0  | 2  | 1  | 0 | .359 |
| Mar 17 | Nevada              | *  | 4   | 0  | 2  | 0   | 0  | 0  | 0  | 0  | 0   | 1  | 0  | 0   | 0   | 0  | 0   | 0  | 3  | 4  | 0 | .368 |
| Mar 19 | OKLAHOMA            | *  | 4   | 0  | 0  | 0   | 0  | 0  | 0  | 0  | 0   | 0  | 0  | 0   | 0   | 0  | 0   | 0  | 2  | 3  | 0 | .347 |
| Mar 20 | OKLAHOMA            | *  | 5   | 0  | 2  | 0   | 0  | 0  | 0  | 0  | 0   | 0  | 0  | 0   | 0   | 0  | 0   | 1  | 2  | 5  | 0 | .351 |
| Mar 22 | SAN DIEGO STATE     | *  | 5   | 0  | 1  | 0   | 0  | 0  | 0  | 0  | 0   | 0  | 0  | 0   | 0   | 0  | 0   | 0  | 4  | 2  | 0 | .341 |
| Mar 23 | SAN DIEGO STATE     | *  | 3   | 0  | 0  | 0   | 0  | 0  | 0  | 2  | 0   | 0  | 0  | 0   | 0   | 0  | 0   | 1  | 0  | 6  | 0 | .329 |
| Mar 24 | SAN DIEGO STATE     | *  | 5   | 2  | 0  | 0   | 0  | 0  | 0  | 0  | 0   | 0  | 0  | 1   | 0   | 0  | 0   | 0  | 1  | 0  | 0 | .311 |
| Mar 26 | New Mexico State    | *  | 4   | 1  | 3  | 1   | 0  | 0  | 0  | 1  | 0   | 2  | 0  | 0   | 0   | 0  | 0   | 0  | 3  | 7  | 0 | .330 |
| Mar 29 | UNLV                | *  | 2   | 0  | 0  | 0   | 0  | 0  | 0  | 0  | 0   | 0  | 0  | 0   | 0   | 0  | 1   | 0  | 1  | 0  | 0 | .323 |
| Apr 05 | San Jose State      | *  | 1   | 0  | 0  | 0   | 0  | 0  | 0  | 0  | 0   | 0  | 0  | 0   | 1   | 0  | 0   | 1  | 0  | 0  | 0 | .320 |
| Apr 06 | San Jose State      | *  | 2   | 0  | 1  | 0   | 0  | 0  | 0  | 3  | 0   | 0  | 0  | 0   | 0   | 0  | 0   | 0  | 5  | 0  | 0 | .323 |
| Apr 07 | San Jose State      | *  | 3   | 0  | 0  | 0   | 0  | 0  | 0  | 1  | 0   | 0  | 0  | 0   | 0   | 0  | 1   | 1  | 0  | 3  | 0 | .314 |
| Apr 12 | NEVADA              | *  | 4   | 1  | 1  | 2   | 0  | 0  | 1  | 0  | 0   | 0  | 0  | 0   | 0   | 0  | 0   | 0  | 2  | 1  | 0 | .311 |
| Apr 13 | NEVADA              | *  | 2   | 0  | 0  | 0   | 0  | 0  | 0  | 2  | 0   | 1  | 0  | 0   | 0   | 0  | 1   | 0  | 3  | 2  | 0 | .306 |
| Apr 14 | NEVADA              | *  | 5   | 1  | 2  | 0   | 0  | 0  | 0  | 0  | 0   | 0  | 1  | 0   | 0   | 0  | 0   | 0  | 2  | 2  | 0 | .310 |
| Apr 16 | NEW MEXICO STATE    | *  | 6   | 1  | 3  | 1   | 1  | 1  | 0  | 0  | 0   | 0  | 0  | 0   | 0   | 0  | 0   | 0  | 0  | 3  | 0 | .319 |
| Apr 18 | UC RIVERSIDE        | *  | 6   | 1  | 2  | 0   | 0  | 0  | 0  | 0  | 0   | 1  | 0  | 0   | 0   | 0  | 0   | 1  | 1  | 2  | 0 | .320 |
| Apr 19 | UC RIVERSIDE        | *  | 6   | 2  | 1  | 0   | 0  | 0  | 0  | 0  | 0   | 0  | 0  | 0   | 0   | 0  | 0   | 1  | 2  | 0  | 1 | .313 |
| Apr 20 | UC RIVERSIDE        | *  | 5   | 2  | 2  | 2   | 1  | 0  | 0  | 0  | 0   | 2  | 0  | 0   | 0   | 0  | 0   | 0  | 4  | 2  | 0 | .316 |
| Apr 23 | Texas Tech          | *  | 3   | 1  | 1  | 0   | 0  | 0  | 0  | 0  | 0   | 0  | 0  | 1   | 0   | 0  | 0   | 1  | 0  | 4  | 0 | .317 |
| Totals |                     | 33 | 139 | 27 | 44 | 18  | 6  | 2  | 1  | 13 | 0   | 9  | 2  | 4   | 1   | 0  | 5   | 13 | 49 | 62 | 2 | .317 |

### KELLY'S CAREER STATS AT UNM

| Year  | avg  | gp-gs | ab  | r  | h  | 2b | 3b | hr | rbi | tb | slg% | bb | hbp | so | gdp | ob%  | sf | sh | sb-att | po | a  | e | fld% |
|-------|------|-------|-----|----|----|----|----|----|-----|----|------|----|-----|----|-----|------|----|----|--------|----|----|---|------|
| 2019  | .317 | 35-33 | 139 | 27 | 44 | 6  | 2  | 1  | 18  | 57 | .410 | 13 | 4   | 13 | 5   | .391 | 0  | 1  | 9-11   | 49 | 62 | 2 | .982 |
| TOTAL | .317 | 35-33 | 139 | 27 | 44 | 6  | 2  | 1  | 18  | 57 | .410 | 13 | 4   | 13 | 5   | .391 | 0  | 1  | 9-11   | 49 | 62 | 2 | .982 |



# UNIVERSITY OF NEW MEXICO

## 2019 BASEBALL



### HITTERS

# #31

## ZACK DOAK

INF | R/R | 6-0 | 195 | FR | Tulsa, Okla. (Tulsa Union HS)



| AVG. | H-AB | R | 2B | 3B  | HR | RBI | SLG% | OB%  |
|------|------|---|----|-----|----|-----|------|------|
| .233 | 7-30 | 4 | 2  | ... | 1  | 10  | .400 | .343 |

#### Doak's Single-Game Highs

|                     |        |                              |
|---------------------|--------|------------------------------|
| <b>Hits</b>         | Season | 3 vs. UC Riverside (4/18/19) |
|                     | Career | Same                         |
| <b>Runs</b>         | Season | 1 - done four times          |
|                     | Career | Same                         |
| <b>Doubles</b>      | Season | 2 vs. UC Riverside (4/18/19) |
|                     | Career | Same                         |
| <b>Triples</b>      | Season |                              |
|                     | Career |                              |
| <b>Home Runs</b>    | Season | 1 vs. San Jose St. (3/3/19)  |
|                     | Career | Same                         |
| <b>RBI's</b>        | Season | 3 vs. UC Riverside (4/18/19) |
|                     | Career | Same                         |
| <b>Walks</b>        | Season | 1 - done three times         |
|                     | Career | Same                         |
| <b>Stolen Bases</b> | Season | 1 - done twice               |
|                     | Career | Same                         |

### GAME-BY-GAME STATISTICS

| Date   | OPPONENT            | GS | AB | R | H | RBI | 2B | 3B | HR | BB | IBB | SB | CS | HBP | SAC | SF | GDP | K | PO | A | E | Avg   |
|--------|---------------------|----|----|---|---|-----|----|----|----|----|-----|----|----|-----|-----|----|-----|---|----|---|---|-------|
| Mar 02 | SAN JOSE STATE      |    | 0  | 0 | 0 | 0   | 0  | 0  | 0  | 0  | 0   | 0  | 0  | 0   | 0   | 0  | 0   | 0 | 2  | 0 | 0 | .000  |
| Mar 03 | SAN JOSE STATE      |    | 1  | 1 | 1 | 2   | 0  | 0  | 1  | 0  | 0   | 0  | 0  | 0   | 0   | 0  | 0   | 0 | 1  | 0 | 0 | 1.000 |
| Mar 10 | CAL STATE FULLERTON |    | 1  | 0 | 0 | 0   | 0  | 0  | 0  | 0  | 0   | 0  | 0  | 0   | 0   | 0  | 0   | 1 | 1  | 0 | 0 | .500  |
| Mar 15 | Nevada              |    | 1  | 0 | 1 | 1   | 0  | 0  | 0  | 0  | 0   | 0  | 0  | 0   | 0   | 0  | 0   | 0 | 0  | 0 | 0 | .667  |
| Mar 16 | Nevada              | *  | 3  | 1 | 1 | 1   | 0  | 0  | 0  | 0  | 0   | 0  | 0  | 1   | 0   | 0  | 0   | 1 | 0  | 0 | 0 | .500  |
| Mar 17 | Nevada              | *  | 3  | 0 | 1 | 2   | 0  | 0  | 0  | 0  | 0   | 0  | 0  | 1   | 0   | 0  | 0   | 0 | 0  | 0 | 0 | .444  |
| Mar 19 | OKLAHOMA            | *  | 3  | 0 | 0 | 0   | 0  | 0  | 0  | 0  | 0   | 0  | 0  | 0   | 0   | 0  | 0   | 2 | 0  | 0 | 0 | .333  |
| Mar 23 | SAN DIEGO STATE     |    | 1  | 0 | 0 | 0   | 0  | 0  | 0  | 0  | 0   | 0  | 0  | 0   | 0   | 0  | 0   | 0 | 0  | 0 | 0 | .308  |
| Mar 26 | New Mexico State    | *  | 2  | 0 | 0 | 0   | 0  | 0  | 0  | 0  | 0   | 0  | 0  | 0   | 0   | 0  | 0   | 0 | 0  | 0 | 0 | .267  |
| Mar 30 | UNLV                |    | 1  | 0 | 0 | 0   | 0  | 0  | 0  | 0  | 0   | 0  | 0  | 0   | 0   | 0  | 0   | 0 | 0  | 0 | 0 | .250  |
| Apr 02 | TEXAS TECH          | *  | 1  | 1 | 0 | 0   | 0  | 0  | 0  | 1  | 0   | 1  | 0  | 0   | 1   | 0  | 0   | 0 | 3  | 0 | 0 | .235  |
| Apr 03 | TEXAS TECH          | *  | 4  | 0 | 0 | 0   | 0  | 0  | 0  | 0  | 0   | 0  | 0  | 0   | 0   | 0  | 0   | 1 | 11 | 1 | 0 | .190  |
| Apr 06 | San Jose State      |    | 1  | 0 | 0 | 0   | 0  | 0  | 0  | 0  | 0   | 0  | 0  | 0   | 0   | 0  | 0   | 0 | 0  | 0 | 0 | .182  |
| Apr 14 | NEVADA              |    | 1  | 0 | 0 | 0   | 0  | 0  | 0  | 0  | 0   | 0  | 0  | 0   | 0   | 0  | 0   | 1 | 0  | 0 | 0 | .174  |
| Apr 16 | NEW MEXICO STATE    |    | 2  | 0 | 0 | 1   | 0  | 0  | 0  | 1  | 0   | 0  | 0  | 0   | 0   | 0  | 0   | 0 | 0  | 0 | 0 | .160  |
| Apr 18 | UC RIVERSIDE        | *  | 4  | 1 | 3 | 3   | 2  | 0  | 0  | 1  | 0   | 1  | 0  | 0   | 0   | 0  | 0   | 1 | 0  | 0 | 0 | .241  |
| Apr 19 | UC RIVERSIDE        | *  | 2  | 0 | 0 | 0   | 0  | 0  | 0  | 0  | 0   | 0  | 0  | 0   | 0   | 0  | 0   | 1 | 0  | 0 | 0 | .226  |
| Apr 20 | UC RIVERSIDE        | *  | 0  | 0 | 0 | 0   | 0  | 0  | 0  | 0  | 0   | 0  | 0  | 0   | 0   | 0  | 0   | 0 | 0  | 0 | 0 | .226  |
| Totals |                     | 9  | 31 | 4 | 7 | 10  | 2  | 0  | 1  | 3  | 0   | 2  | 0  | 2   | 1   | 0  | 0   | 8 | 17 | 1 | 0 | .226  |

### DOAK'S CAREER STATS AT UNM

| Year  | avg  | gp-gs | ab | r | h | 2b | 3b | hr | rbi | tb | slg% | bb | hbp | so | gdp | ob%  | sf | sh | sb-alt | po | a | e | fld%  |
|-------|------|-------|----|---|---|----|----|----|-----|----|------|----|-----|----|-----|------|----|----|--------|----|---|---|-------|
| 2019  | .226 | 18-9  | 31 | 4 | 7 | 2  | 0  | 1  | 10  | 12 | .387 | 3  | 2   | 8  | 0   | .333 | 0  | 1  | 2-2    | 17 | 1 | 0 | 1.000 |
| TOTAL | .226 | 18-9  | 31 | 4 | 7 | 2  | 0  | 1  | 10  | 12 | .387 | 3  | 2   | 8  | 0   | .333 | 0  | 1  | 2-2    | 17 | 1 | 0 | 1.000 |



# UNIVERSITY OF NEW MEXICO

## 2019 BASEBALL



### HITTERS

# #34

## DANIEL DURAZO

OF | L/R | 5-11 | 190 | FR | Nogales, Ariz. (Salpointe Catholic HS)



| AVG. | H-AB | R   | 2B  | 3B  | HR  | RBI | SLG% | OB% |
|------|------|-----|-----|-----|-----|-----|------|-----|
| ---  | ---  | --- | --- | --- | --- | --- | ---  | --- |

### Durazo's Single-Game Highs

|              |        |
|--------------|--------|
| Hits         | Season |
|              | Career |
| Runs         | Season |
|              | Career |
| Doubles      | Season |
|              | Career |
| Triples      | Season |
|              | Career |
| Home Runs    | Season |
|              | Career |
| RBI's        | Season |
|              | Career |
| Walks        | Season |
|              | Career |
| Stolen Bases | Season |
|              | Career |

### GAME-BY-GAME STATISTICS

| Date   | OPPONENT | GS | AB | R | H | RBI | 2B | 3B | HR | BB | IBB | SB | CS | HBP | SAC | SF | GDP | K | PO | A | E | Avg |
|--------|----------|----|----|---|---|-----|----|----|----|----|-----|----|----|-----|-----|----|-----|---|----|---|---|-----|
| Totals |          |    |    |   |   |     |    |    |    |    |     |    |    |     |     |    |     |   |    |   |   |     |

### DURAZO'S CAREER STATS AT UNM



# UNIVERSITY OF NEW MEXICO

## 2019 BASEBALL



### HITTERS

# #35

## MICAH PIETILA-WIGGS

UTL | R/R | 5-9 | 166 | FR | Chula Vista, Calif. (Eastlake HS)



| AVG. | H-AB | R | 2B  | 3B  | HR  | RBI | SLG% | OB%  |
|------|------|---|-----|-----|-----|-----|------|------|
| .000 | 0-2  | 3 | --- | --- | --- | --- | .000 | .333 |

### Pietila-Wiggs' Single-Game Highs

|              |        |                      |
|--------------|--------|----------------------|
| Hits         | Season |                      |
|              | Career |                      |
| Runs         | Season | 1 - done three times |
|              | Career | Same                 |
| Doubles      | Season |                      |
|              | Career |                      |
| Triples      | Season |                      |
|              | Career |                      |
| Home Runs    | Season |                      |
|              | Career |                      |
| RBI's        | Season |                      |
|              | Career |                      |
| Walks        | Season |                      |
|              | Career |                      |
| Stolen Bases | Season |                      |
|              | Career |                      |

### GAME-BY-GAME STATISTICS

| Date   | OPPONENT         | GS | AB | R | H | RBI | 2B | 3B | HR | BB | IBB | SB | CS | HBP | SAC | SF | GDP | K | PO | A | E | Avg  |
|--------|------------------|----|----|---|---|-----|----|----|----|----|-----|----|----|-----|-----|----|-----|---|----|---|---|------|
| Feb 18 | Oregon State     |    | 0  | 0 | 0 | 0   | 0  | 0  | 0  | 0  | 0   | 0  | 0  | 0   | 0   | 0  | 0   | 0 | 1  | 0 | 0 | .000 |
| Feb 24 | NIAGARA-2        |    | 0  | 1 | 0 | 0   | 0  | 0  | 0  | 0  | 0   | 0  | 0  | 0   | 0   | 0  | 0   | 0 | 0  | 0 | 0 | .000 |
| Feb 27 | Arizona          |    | 0  | 1 | 0 | 0   | 0  | 0  | 0  | 0  | 0   | 0  | 0  | 0   | 0   | 0  | 0   | 0 | 0  | 0 | 0 | .000 |
| Mar 02 | SAN JOSE STATE   |    | 0  | 0 | 0 | 0   | 0  | 0  | 0  | 0  | 0   | 0  | 0  | 0   | 0   | 0  | 0   | 0 | 0  | 0 | 0 | .000 |
| Mar 03 | SAN JOSE STATE   |    | 1  | 0 | 0 | 0   | 0  | 0  | 0  | 0  | 0   | 0  | 0  | 0   | 0   | 0  | 0   | 0 | 0  | 0 | 0 | .000 |
| Mar 22 | SAN JOSE STATE   |    | 0  | 1 | 0 | 0   | 0  | 0  | 0  | 0  | 0   | 0  | 0  | 0   | 0   | 0  | 0   | 0 | 0  | 0 | 0 | .000 |
| Mar 23 | SAN DIEGO STATE  |    | 0  | 0 | 0 | 0   | 0  | 0  | 0  | 1  | 0   | 0  | 0  | 0   | 0   | 0  | 0   | 0 | 0  | 0 | 0 | .000 |
| Mar 26 | New Mexico State |    | 1  | 0 | 0 | 0   | 0  | 0  | 0  | 0  | 0   | 0  | 0  | 0   | 0   | 0  | 0   | 1 | 0  | 0 | 0 | .000 |
| Apr 16 | NEW MEXICO STATE |    | 0  | 0 | 0 | 0   | 0  | 0  | 0  | 0  | 0   | 0  | 0  | 0   | 0   | 0  | 0   | 0 | 0  | 0 | 0 | .000 |
| Apr 18 | UC RIVERSIDE     |    | 1  | 0 | 0 | 1   | 0  | 0  | 0  | 0  | 0   | 0  | 0  | 0   | 0   | 0  | 0   | 0 | 0  | 0 | 0 | .000 |
| Totals |                  | 0  | 3  | 3 | 0 | 1   | 0  | 0  | 0  | 1  | 0   | 0  | 0  | 0   | 0   | 0  | 0   | 1 | 1  | 0 | 0 | .000 |

### PIETILA-WIGGS' CAREER STATS AT UNM

| Year  | avg  | gp-gs | ab | r | h | 2b | 3b | hr | rbi | tb | slg% | bb | hbp | so | gdp | ob%  | sf | sh | sb-att | po | a | e | fld%  |
|-------|------|-------|----|---|---|----|----|----|-----|----|------|----|-----|----|-----|------|----|----|--------|----|---|---|-------|
| 2019  | .000 | 10-0  | 3  | 3 | 0 | 0  | 0  | 0  | 1   | 0  | .000 | 1  | 0   | 1  | 0   | .250 | 0  | 0  | 0-0    | 1  | 0 | 0 | 1.000 |
| TOTAL | .000 | 10-0  | 3  | 3 | 0 | 0  | 0  | 0  | 1   | 0  | .000 | 1  | 0   | 1  | 0   | .250 | 0  | 0  | 0-0    | 1  | 0 | 0 | 1.000 |



# UNIVERSITY OF NEW MEXICO 2019 BASEBALL



## GAME-BY-GAME LINE SCORES

### GAME #1

Feb 15, 2019 at Surprise, Ariz.

| Score by Innings   | 1 | 2 | 3 | 4 | 5 | 6 | 7 | 8 | 9 | R | H | E   |
|--|---|---|---|---|---|---|---|---|---|---|---|-----|
| New Mexico   | 0 | 1 | 0 | 0 | 0 | 3 | 0 | 0 | 1 | - | 5 | 9 3 |
| Oregon State   | 0 | 0 | 0 | 0 | 0 | 0 | 3 | 0 | 3 | - | 6 | 6 0 |
| WP-Eisert, Brandon (1-0) LP-EMOND, Malachi (0-1) T-3:15 A-1947 |   |   |   |   |   |   |   |   |   |   |   |     |
| HR NM - MANG, Jared  |   |   |   |   |   |   |   |   |   |   |   |     |

### GAME #2

Feb 16, 2019 at Surprise, AZ

| Score by Innings  | 1 | 2 | 3 | 4 | 5 | 6 | 7 | 8 | 9 | R | H  | E    |
|---|---|---|---|---|---|---|---|---|---|---|----|------|
| New Mexico  | 1 | 0 | 2 | 2 | 0 | 0 | 1 | 1 | 4 | - | 11 | 15 0 |
| Minnesota   | 0 | 0 | 0 | 1 | 0 | 0 | 0 | 0 | 0 | - | 1  | 4 4  |
| WP-GARLEY, Nathaniel (1-0) LP-Fredrickson, Patrick (0-1) T-3:26 A-487 |   |   |   |   |   |   |   |   |   |   |    |      |

### GAME #3

Feb 17, 2019 at Surprise, Ariz.

| Score by Innings  | 1 | 2 | 3 | 4 | 5 | 6 | 7 | 8 | 9 | R | H | E    |
|---|---|---|---|---|---|---|---|---|---|---|---|------|
| Gonzaga   | 1 | 1 | 0 | 2 | 0 | 0 | 0 | 0 | 0 | - | 4 | 6 0  |
| New Mexico  | 2 | 0 | 0 | 2 | 1 | 0 | 1 | 0 | X | - | 6 | 11 1 |
| WP-WALLER, Kenneth (1-0) Save-EMOND, Malachi(1) LP-LARDNER, M. (0-1) T-3:05 A-466 |   |   |   |   |   |   |   |   |   |   |   |      |
| HR NM - MARSHALL JR, Derek (1)  |   |   |   |   |   |   |   |   |   |   |   |      |

### GAME #4

Feb 18, 2019 at Surprise, Ariz.

| Score by Innings  | 1 | 2 | 3 | 4 | 5 | 6 | 7 | 8 | 9 | R | H | E   |
|---|---|---|---|---|---|---|---|---|---|---|---|-----|
| New Mexico  | 0 | 0 | 0 | 0 | 0 | 0 | 0 | 0 | 0 | - | 0 | 6 2 |
| Oregon State  | 1 | 1 | 0 | 1 | 0 | 1 | 0 | 1 | X | - | 5 | 9 0 |
| WP-Eisert, Brandon (2-0) LP-GILLESPIE, Drew (0-1) T-3:00 A-1624 |   |   |   |   |   |   |   |   |   |   |   |     |
| HR OSU - Jones, Preston (1)                                     |   |   |   |   |   |   |   |   |   |   |   |     |

### GAME #5

Feb 23, 2019 at Albuquerque, N.M.

| Score by Innings   | 1 | 2 | 3 | 4 | 5 | 6 | 7 | 8 | 9 | R | H | E    |
|--|---|---|---|---|---|---|---|---|---|---|---|------|
| Niagara  | 0 | 0 | 0 | 1 | 0 | 0 | 0 | 4 | 0 | - | 5 | 6 1  |
| New Mexico   | 1 | 0 | 0 | 0 | 2 | 0 | 0 | 0 | 0 | - | 3 | 10 2 |
| WP-Howard, Tyler (1-1) LP-SMITH, Chad (0-1) T-2:35 A-452 |   |   |   |   |   |   |   |   |   |   |   |      |

### GAME #6

Feb 23, 2019 at Albuquerque, N.M.

| Score by Innings   | 1 | 2 | 3 | 4 | 5 | 6 | 7 | 8 | 9 | R | H | E   |
|--|---|---|---|---|---|---|---|---|---|---|---|-----|
| Niagara  | 0 | 0 | 0 | 0 | 0 | 0 | 0 | 3 | 0 | - | 3 | 9 2 |
| New Mexico   | 3 | 0 | 0 | 1 | 0 | 0 | 1 | X | - | 5 | 6 | 3   |
| WP-GARLEY, Nathaniel (2-0) Save-SCHILLING, Hayden(1) LP-Brash, Matthew (0-1) |   |   |   |   |   |   |   |   |   |   |   |     |

### GAME #7

Feb 24, 2019 at Albuquerque, N.M.

| Score by Innings                                      | 1 | 2 | 3 | 4 | 5 | 6 | 7 | R | H  | E    |
|---|---|---|---|---|---|---|---|---|----|------|
| Niagara   | 2 | 0 | 0 | 1 | 0 | 0 | 0 | - | 3  | 11 2 |
| New Mexico  | 3 | 3 | 3 | 0 | 0 | 0 | 4 | - | 13 | 12 1 |
| WP-COFFEY, Brian (1-0) LP-Erwin, Ben (0-2) T-2:37 A-0 |   |   |   |   |   |   |   |   |    |      |
| HR NM - MANG, Connor (1)                              |   |   |   |   |   |   |   |   |    |      |

### GAME #8

Feb 24, 2019 at Albuquerque, N.M.

| Score by Innings  | 1 | 2 | 3 | 4 | 5 | 6 | 7 | 8 | 9 | R | H | E   |
|---|---|---|---|---|---|---|---|---|---|---|---|-----|
| Niagara   | 0 | 0 | 0 | 0 | 0 | 0 | 1 | 2 | 1 | - | 4 | 6 5 |
| New Mexico  | 0 | 0 | 2 | 1 | 3 | 0 | 0 | 1 | X | - | 7 | 7 0 |
| WP-LIVELY, Tristin (1-0) Save-EMOND, Malachi(2) LP-Parranto, Jordan (0-2) T-3: A- |   |   |   |   |   |   |   |   |   |   |   |     |

### GAME #9

Feb 27, 2019 at Tucson, Ariz.

| Score by Innings   | 1 | 2 | 3 | 4 | 5 | 6 | 7 | 8 | 9 | R | H | E    |
|--|---|---|---|---|---|---|---|---|---|---|---|------|
| New Mexico   | 0 | 0 | 1 | 0 | 0 | 1 | 0 | 0 | 3 | - | 5 | 11 0 |
| Arizona  | 0 | 0 | 0 | 0 | 1 | 3 | 0 | 0 | 0 | - | 4 | 6 0  |
| WP-WHITE, Jack (1-0) Save-EMOND, Malachi(3) LP-Nardi, A. (1-2) T-3:24 A-1924 |   |   |   |   |   |   |   |   |   |   |   |      |

### GAME #10

Mar 01, 2019 at Albuquerque, N.M.

| Score by Innings  | 1 | 2 | 3 | 4 | 5 | 6 | 7 | 8 | 9 | R | H  | E    |
|---|---|---|---|---|---|---|---|---|---|---|----|------|
| San Jose State  | 0 | 0 | 0 | 0 | 0 | 1 | 0 | 1 | 0 | - | 2  | 8 1  |
| New Mexico  | 0 | 2 | 7 | 0 | 0 | 0 | 2 | 3 | X | - | 14 | 10 2 |
| WP-SLATEN, Justin (2-0) LP-MITCHEL, Andrew (0-2) T-3:30 A-462 |   |   |   |   |   |   |   |   |   |   |    |      |

### GAME #11

Mar 02, 2019 at Albuquerque, N.M.

| Score by Innings   | 1 | 2 | 3 | 4 | 5 | 6 | 7 | 8 | 9 | R | H | E    |
|--|---|---|---|---|---|---|---|---|---|---|---|------|
| San Jose State   | 1 | 3 | 0 | 0 | 0 | 0 | 1 | 1 | 0 | - | 6 | 16 3 |
| New Mexico   | 0 | 1 | 0 | 0 | 3 | 1 | 0 | 0 | 2 | - | 7 | 9 2  |
| WP-EMOND, Malachi (1-1) LP-BONTA-SMITH, Finesas (1-1) T-3:12 A-522 |   |   |   |   |   |   |   |   |   |   |   |      |

### GAME #12

Mar 03, 2019 at Albuquerque, N.M.

| Score by Innings  | 1 | 2 | 3 | 4 | 5 | 6 | 7 | 8 | 9 | R | H  | E    |
|---|---|---|---|---|---|---|---|---|---|---|----|------|
| San Jose State  | 0 | 0 | 5 | 8 | 0 | 1 | 1 | 3 | 4 | - | 22 | 24 2 |
| New Mexico  | 1 | 2 | 1 | 0 | 0 | 0 | 8 | 2 | 4 | - | 18 | 18 1 |
| WP-CLARK, Jonathan (1-0) Save-BONTA-SMITH, Finesas(2) LP-COFFEY, Brian (1-1) T- A-504 A-504 |   |   |   |   |   |   |   |   |   |   |    |      |
| HR SJ - STRAHM, Kellen (1) SHIMASHITA, James (1) VIOLA, Troy (1)                            |   |   |   |   |   |   |   |   |   |   |    |      |
| HR NM - DEIMLING, Jeff (2) DOAK, Zack (1)   |   |   |   |   |   |   |   |   |   |   |    |      |

### GAME #13

Mar 08, 2019 at Albuquerque, N.M.

| Score by Innings   | 1 | 2 | 3 | 4 | 5 | 6 | 7 | 8 | 9 | R | H | E   |
|--|---|---|---|---|---|---|---|---|---|---|---|-----|
| Cal State Fullerton  | 0 | 0 | 0 | 0 | 0 | 2 | 2 | 0 | 0 | - | 4 | 8 1 |
| New Mexico   | 1 | 0 | 0 | 3 | 2 | 0 | 0 | 0 | 0 | - | 6 | 8 2 |
| WP-SLATEN, Justin (2-0) Save-EMOND, Malachi(4) LP-Bibee, Tanner (2-2) T-2:53 A-4 |   |   |   |   |   |   |   |   |   |   |   |     |
| HR NM - DEIMLING, Jeff (3)   |   |   |   |   |   |   |   |   |   |   |   |     |

### GAME #14

Mar 09, 2019 at Albuquerque, N.M.

| Score by Innings  | 1 | 2 | 3 | 4 | 5 | 6 | 7 | 8 | 9 | R | H  | E    |
|---|---|---|---|---|---|---|---|---|---|---|----|------|
| Cal State Fullerton   | 3 | 0 | 0 | 0 | 0 | 7 | 1 | 0 | 0 | - | 11 | 16 1 |
| New Mexico  | 6 | 1 | 5 | 5 | 0 | 0 | 0 | 1 | X | - | 18 | 19 0 |
| WP-GARLEY, Nathaniel (3-0) LP-Knorr, Michael (0-1) T-3:33 A-569 |   |   |   |   |   |   |   |   |   |   |    |      |
| HR NM - MANG, Connor (3) DEIMLING, Jeff (6)                     |   |   |   |   |   |   |   |   |   |   |    |      |

### GAME #15

Mar 10, 2019 at Albuquerque, N.M.

| Score by Innings   | 1 | 2 | 3 | 4 | 5 | 6 | 7 | 8 | 9 | R | H  | E    |
|--|---|---|---|---|---|---|---|---|---|---|----|------|
| Cal State Fullerton  | 2 | 0 | 0 | 0 | 2 | 3 | 2 | 0 | 4 | - | 13 | 21 1 |
| New Mexico   | 0 | 0 | 4 | 1 | 0 | 2 | 0 | 0 | 0 | - | 7  | 15 0 |
| WP-Luckham, Kyle (2-1) LP-COFFEY, Brian (1-2) T-3:30 A-697 |   |   |   |   |   |   |   |   |   |   |    |      |
| HR CSF - Garcia, Isaiah (1)                                |   |   |   |   |   |   |   |   |   |   |    |      |
| HR NM - SCHILLING, Hayden (1)                              |   |   |   |   |   |   |   |   |   |   |    |      |

### GAME #16

Mar 15, 2019 at Weir Field,Reno,Nev.

| Score by Innings   | 1 | 2 | 3 | 4 | 5 | 6 | 7 | 8 | 9 | R | H | E      |
|--|---|---|---|---|---|---|---|---|---|---|---|--------|
| New Mexico   | 0 | 0 | 1 | 0 | 0 | 0 | 0 | 1 | 1 | - | 3 | 8 1    |
| Nevada   | 0 | 2 | 0 | 1 | 1 | 0 | 1 | 0 | 0 | X | - | 5 11 1 |
| WP-ANDERSON, Ryan (4-1) Save-BONNENFANT, Bradley(3) LP-SLATEN, Justin (2-1) T- |   |   |   |   |   |   |   |   |   |   |   |        |

### GAME #17

Mar 16, 2019 at Weir Field,Reno,Nev.

| Score by Innings  | 1 | 2 | 3 | 4 | 5 | 6 | 7 | 8 | 9 | R | H | E    |
|---|---|---|---|---|---|---|---|---|---|---|---|------|
| New Mexico  | 2 | 0 | 2 | 3 | 1 | 1 | 0 | 0 | 0 | - | 9 | 12 0 |
| Nevada  | 0 | 0 | 0 | 0 | 0 | 1 | 0 | 0 | 0 | - | 3 | 7 1  |
| WP-GARLEY, Nathaniel (4-0) LP-SHARTS, Owen (2-3) T-2:59 A-712 |   |   |   |   |   |   |   |   |   |   |   |      |
| HR NM - MANG, Jared (2) MANG, Connor (3)                      |   |   |   |   |   |   |   |   |   |   |   |      |

### GAME #18

Mar 17, 2019 at Weir Field,Reno,Nev.

| Score by Innings  | 1 | 2 | 3 | 4 | 5 | 6 | 7 | 8 | 9 | R | H | E   |
|---|---|---|---|---|---|---|---|---|---|---|---|-----|
| New Mexico  | 0 | 0 | 0 | 2 | 2 | 0 | 0 | 0 | 0 | - | 4 | 9 4 |
| Nevada  | 0 | 2 | 3 | 0 | 1 | 0 | 0 | 0 | X | - | 6 | 7 0 |
| WP-SMITH, Tyler (1-1) Save-FORD, Grant(2) LP-GILLESPIE, Drew (0-2) T-2:37 A-699 |   |   |   |   |   |   |   |   |   |   |   |     |
| HR NM - MANG, Jared (3)   |   |   |   |   |   |   |   |   |   |   |   |     |
| HR NV - ZAMORA, Joshua (3)  |   |   |   |   |   |   |   |   |   |   |   |     |

### GAME #19

Mar 19, 2019 at Albuquerque, N.M.

| Score by Innings  | 1 | 2 | 3 | 4 | 5 | 6 | 7 | 8 | 9 | R | H | E    |
|---|---|---|---|---|---|---|---|---|---|---|---|------|
| Oklahoma  | 1 | 0 | 0 | 2 | 0 | 4 | 0 | 1 | 0 | - | 8 | 11 1 |
| New Mexico  | 0 | 0 | 0 | 1 | 0 | 0 | 0 | 0 | 0 | - | 1 | 8 2  |
| WP-Abram, Ben (5-0) LP-LIVELY, Tristin (1-1) T-3:46 A-624 |   |   |   |   |   |   |   |   |   |   |   |      |

### GAME #20

Mar 20, 2019 at Albuquerque, N.M.

| Score by Innings  | 1 | 2 | 3 | 4 | 5 | 6 | 7 | 8 | 9 | R | H  | E |
|---|---|---|---|---|---|---|---|---|---|---|----|---|
| Oklahoma  | 3 | 0 | 0 | 1 | 2 | 0 | 2 | 0 | 0 | 8 | 11 | 1 |
| New Mexico  | 0 | 0 | 0 | 0 | 0 | 0 | 4 | 2 | 0 | 6 | 9  | 0 |
| WP-Godman, Jared (2-0) Save-Ruffcorn, Jason(4) LP-MURANO, Jack (0-1) T-3:52 A-511 |   |   |   |   |   |   |   |   |   |   |    |   |
| HR NM - MARSHALL JR, Derek (2)  |   |   |   |   |   |   |   |   |   |   |    |   |

###



# UNIVERSITY OF NEW MEXICO

## 2019 BASEBALL



### GAME-BY-GAME LINE SCORES

#### GAME #28

Apr 02, 2019 at Albuquerque, N.M.

| Score by Innings   | 1                                     | 2 | 3 | 4 | 5 | 6 | 7 | 8 | 9 | R  | H  | E |
|--|---------------------------------------|---|---|---|---|---|---|---|---|----|----|---|
| Texas Tech   | 1                                     | 0 | 2 | 9 | 0 | 3 | 0 | 0 | 0 | 15 | 14 | 1 |
| New Mexico   | 0                                     | 1 | 0 | 2 | 2 | 0 | 0 | 1 | 0 | 6  | 11 | 0 |
| WP-Bonnin, Bryce (3-0)   | LP-WALLER, Kenneth (1-2) T-3:35 A-573 |   |   |   |   |   |   |   |   |    |    |   |
| HR TTU - Stilwell, Cole 2 (3), Warren, Cameron (7), Baker, Dru (2) |                                       |   |   |   |   |   |   |   |   |    |    |   |

#### GAME #29

Apr 03, 2019 at Albuquerque, N.M.

| Score by Innings   | 1 | 2 | 3 | 4 | 5 | 6 | 7 | 8 | 9 | R  | H  | E |
|--|---|---|---|---|---|---|---|---|---|----|----|---|
| Texas Tech   | 2 | 0 | 6 | 0 | 0 | 0 | 1 | 0 | 0 | 9  | 15 | 2 |
| New Mexico   | 1 | 1 | 0 | 2 | 3 | 0 | 2 | 3 | X | 12 | 13 | 1 |
| WP-EMOND, Malachi (2-1) Save-SCHILLING, Hayden(2) LP-Floyd, Taylor (2-2) T-3:5 A-543 |   |   |   |   |   |   |   |   |   |    |    |   |

#### GAME #30

Apr 05, 2019 at San Jose, Calif.

| Score by Innings   | 1 | 2 | 3 | 4 | 5 | 6 | 7 | 8 | 9 | R | H  | E |
|--|---|---|---|---|---|---|---|---|---|---|----|---|
| New Mexico   | 0 | 0 | 2 | 0 | 0 | 0 | 0 | 0 | 0 | 2 | 3  | 2 |
| San Jose State   | 1 | 0 | 0 | 0 | 0 | 2 | 1 | X | - | 4 | 10 | 1 |
| WP-MITCHELL, Andrew (2-4) Save-BADOLLA, Justin(8) LP-SLATEN, Justin (3-3) T A-293 A-293 in |   |   |   |   |   |   |   |   |   |   |    |   |
| HR SJ - STRAHM, Kellen   |   |   |   |   |   |   |   |   |   |   |    |   |

#### GAME #31

Apr 06, 2019 at San Jose, Calif.

| Score by Innings   | 1 | 2 | 3 | 4 | 5 | 6 | 7 | 8 | 9 | R | H  | E |
|--|---|---|---|---|---|---|---|---|---|---|----|---|
| New Mexico   | 1 | 1 | 0 | 0 | 0 | 0 | 0 | 1 | 0 | 3 | 8  | 1 |
| San Jose State   | 1 | 0 | 3 | 1 | 1 | 0 | 2 | 0 | X | 8 | 12 | 1 |
| WP-CADOLA, Tevin (5-0) LP-GARLEY, Nathaniel (4-3) T-3:47 A-349 |   |   |   |   |   |   |   |   |   |   |    |   |

#### GAME #32

Apr 07, 2019 at San Jose, Calif.

| Score by Innings   | 1 | 2 | 3 | 4 | 5 | 6 | 7 | 8 | 9 | R | H | E |
|--|---|---|---|---|---|---|---|---|---|---|---|---|
| New Mexico   | 1 | 0 | 0 | 0 | 0 | 0 | 0 | 0 | 0 | 1 | 3 | 2 |
| San Jose State   | 0 | 0 | 0 | 1 | 3 | 0 | 1 | 0 | X | 5 | 7 | 0 |
| WP-CLARK, Jonathan (2-0) LP-GILLESPIE, Drew (1-3) T-2:19 A-403 |   |   |   |   |   |   |   |   |   |   |   |   |

#### GAME #33

Apr 12, 2019 at Albuquerque, N.M.

| Score by Innings   | 1 | 2 | 3 | 4 | 5 | 6 | 7 | 8 | 9 | R | H  | E |
|--|---|---|---|---|---|---|---|---|---|---|----|---|
| Nevada   | 2 | 0 | 2 | 0 | 0 | 0 | 0 | 0 | 0 | 4 | 9  | 1 |
| New Mexico   | 0 | 0 | 0 | 1 | 4 | 0 | 1 | 0 | X | 6 | 10 | 0 |
| WP-GILLESPIE, Drew (2-3) Save-EMOND, Malachi(7) LP-ANDERSON, Ryan (4-2) T-2:37 A-576 |   |   |   |   |   |   |   |   |   |   |    |   |
| HR NM - KELLY, Tyler (1)   |   |   |   |   |   |   |   |   |   |   |    |   |

#### GAME #34

Apr 13, 2019 at Albuquerque, N.M.

| Score by Innings   | 1 | 2 | 3 | 4 | 5 | 6 | 7 | 8 | 9 | R | H | E |
|--|---|---|---|---|---|---|---|---|---|---|---|---|
| Nevada   | 1 | 0 | 0 | 0 | 0 | 0 | 2 | 0 | 0 | 3 | 6 | 0 |
| New Mexico   | 0 | 0 | 0 | 0 | 0 | 0 | 0 | 0 | 0 | 0 | 4 | 1 |
| WP-SHARTS, Owen (3-6) Save-FORD, Grant(3) LP-SLATEN, Justin (3-4) T-2:50 A-483 |   |   |   |   |   |   |   |   |   |   |   |   |
| HR NV - McLAUGHLIN, Jaylon (2)   |   |   |   |   |   |   |   |   |   |   |   |   |

#### GAME #35

Apr 14, 2019 at Albuquerque, N.M.

| Score by Innings   | 1 | 2 | 3 | 4 | 5 | 6 | 7 | 8 | 9 | R  | H  | E |
|--|---|---|---|---|---|---|---|---|---|----|----|---|
| Nevada   | 0 | 0 | 4 | 0 | 3 | 7 | 0 | 0 | 0 | 14 | 12 | 2 |
| New Mexico   | 1 | 0 | 0 | 0 | 2 | 0 | 3 | 0 | 2 | 6  | 14 | 4 |
| WP-BONNENFANT, Bradley (5-1) LP-GARLEY, Nathaniel (4-4) T-3:40 A-558 |   |   |   |   |   |   |   |   |   |    |    |   |
| HR NV - SHRUM, Dillon (8), STATUM, Otis (2)                          |   |   |   |   |   |   |   |   |   |    |    |   |

#### GAME #36

Apr 16, 2019 at Albuquerque, N.M.

| Score by Innings  | 1 | 2 | 3 | 4 | 5 | 6 | 7 | 8 | 9 | 10 | R  | H  | E |
|---|---|---|---|---|---|---|---|---|---|----|----|----|---|
| New Mexico State  | 1 | 0 | 2 | 0 | 4 | 0 | 0 | 0 | 1 | 3  | 11 | 13 | 0 |
| New Mexico  | 2 | 0 | 0 | 0 | 2 | 1 | 2 | 1 | 0 | 0  | 8  | 18 | 1 |
| WP-Graf, Keaton (1-0) LP-SCHILLING, Hayden (0-1) T-5:07 A-638 |   |   |   |   |   |   |   |   |   |    |    |    |   |

#### GAME #37

Apr 18, 2019 at Albuquerque, N.M.

| Score by Innings  | 1 | 2 | 3 | 4 | 5 | 6 | 7 | 8 | 9 | R  | H  | E |
|---|---|---|---|---|---|---|---|---|---|----|----|---|
| UC Riverside  | 0 | 9 | 0 | 0 | 2 | 0 | 6 | 0 | 1 | 18 | 17 | 2 |
| New Mexico  | 4 | 3 | 0 | 2 | 0 | 0 | 0 | 1 | 0 | 10 | 14 | 2 |
| WP-Noonan,Jared (2-2) LP-GARZA, Nico (0-1) T-3:27 A-455 |   |   |   |   |   |   |   |   |   |    |    |   |
| HR UCR - Cannon,Connor 2 (11)                           |   |   |   |   |   |   |   |   |   |    |    |   |

#### GAME #38

Apr 19, 2019 at Albuquerque, N.M.

| Score by Innings  | 1 | 2 | 3 | 4 | 5 | 6 | 7 | 8 | 9 | R  | H  | E |
|---|---|---|---|---|---|---|---|---|---|----|----|---|
| UC Riverside  | 0 | 0 | 2 | 0 | 2 | 5 | 0 | 1 | 0 | 10 | 16 | 1 |
| New Mexico  | 2 | 0 | 0 | 1 | 7 | 0 | 0 | 1 | X | 11 | 14 | 1 |
| WP-EMOND, Malachi (3-1) LP-Arnone,Alec (1-2) T-3:31 A-476 |   |   |   |   |   |   |   |   |   |    |    |   |
| HR UCR - Webb,Nathan (4), Cannon,Connor (12)              |   |   |   |   |   |   |   |   |   |    |    |   |

#### GAME #39

Apr 20, 2019 at Albuquerque, N.M.

| Score by Innings  | 1 | 2 | 3 | 4 | 5 | 6 | 7 | 8 | 9 | R  | H  | E |
|---|---|---|---|---|---|---|---|---|---|----|----|---|
| UC Riverside  | 0 | 1 | 0 | 2 | 1 | 1 | 0 | 4 | 0 | 9  | 15 | 3 |
| New Mexico  | 1 | 0 | 1 | 1 | 1 | 6 | 0 | 0 | X | 10 | 13 | 4 |
| WP-GARZA, Nico (1-1) Save-SCHILLING, Hayden(3) LP-Bateson,Trevor (0-1) T-3:42 A-575 |   |   |   |   |   |   |   |   |   |    |    |   |
| HR UCR - Miller,Dean (10), Orick,Dylan (1)  |   |   |   |   |   |   |   |   |   |    |    |   |

#### GAME #40

Apr 23, 2019 at Lubbock, Texas

| Score by Innings  | 1 | 2 | 3 | 4 | 5 | 6 | 7 | 8 | 9 | R | H  | E |
|---|---|---|---|---|---|---|---|---|---|---|----|---|
| UC Riverside  | 0 | 3 | 1 | 0 | 0 | 0 | 0 | 0 | 0 | 4 | 5  | 0 |
| New Mexico  | 2 | 0 | 0 | 0 | 2 | 0 | 2 | 0 | X | 6 | 12 | 2 |
| WP-Floyd, Taylor (4-3) Save-Beeter, Clayton(6) LP-COFFEY, Brian (3-3) T-3:46 A-3376 |   |   |   |   |   |   |   |   |   |   |    |   |

#### GAME #41

#### GAME #42

#### GAME #43

#### GAME #44

#### GAME #45

#### GAME #46

#### GAME #47

#### GAME #48

#### GAME #49

#### GAME #50

#### GAME #51

#### GAME #52

#### GAME #53

#### GAME #54





# UNIVERSITY OF NEW MEXICO

## 2019 BASEBALL



### GAME-BY-GAME LINE SCORES

GAME #55

GAME #56



# UNIVERSITY OF NEW MEXICO

## 2019 BASEBALL



### 2019 New Mexico Lobo Baseball Statistics Summary for New Mexico (as of Apr 24, 2019) (All games)



Record: 18-22 Home: 12-12 Away: 4-8 Neutral: 2-2 MW: 7-11

| Date  | Opponent            | Score   | Player             | avg   | slug  | ob%  | g  | ab   | r   | h   | 2b    | 3b  | hr  | rbi | bb  | so  | sb   | cs | e  |
|-------|---------------------|---------|--------------------|-------|-------|------|----|------|-----|-----|-------|-----|-----|-----|-----|-----|------|----|----|
| 2/15  | vs #8 Oregon State  | L 5-6   | MANG, Jared        | .385  | .621  | .460 | 40 | 161  | 48  | 62  | 21    | 4   | 3   | 43  | 23  | 17  | 11   | 2  | 0  |
| 2/16  | vs #24 Minnesota    | W 11-1  | MANG, Connor       | .362  | .539  | .434 | 39 | 152  | 30  | 55  | 12    | 3   | 3   | 34  | 17  | 34  | 11   | 2  | 6  |
| 2/17  | vs Gonzaga          | W 6-4   | KELLY, Tyler       | .317  | .410  | .391 | 35 | 139  | 27  | 44  | 6     | 2   | 1   | 18  | 13  | 13  | 9    | 2  | 2  |
| 2/18  | vs #7 Oregon State  | L 0-5   | SCHILLING, Hayden  | .311  | .450  | .410 | 38 | 151  | 33  | 47  | 12    | 3   | 1   | 26  | 21  | 20  | 10   | 3  | 5  |
| 2/23  | NIAGARA             | L 3-5   | DEIMLING, Jeff     | .301  | .456  | .375 | 36 | 103  | 14  | 31  | 4     | 0   | 4   | 32  | 11  | 26  | 2    | 1  | 0  |
| 2/23  | NIAGARA             | W 5-3   | WATARI, Justin     | .298  | .368  | .418 | 30 | 114  | 32  | 34  | 6     | 1   | 0   | 11  | 25  | 11  | 3    | 0  | 9  |
| 2/24  | NIAGARA             | W 13-3  | BAKER, Tanner      | .259  | .324  | .311 | 38 | 139  | 18  | 36  | 7     | 1   | 0   | 17  | 9   | 20  | 3    | 0  | 1  |
| 2/24  | NIAGARA             | W 7-4   | O'FARRELL, Reese   | .246  | .289  | .353 | 39 | 114  | 15  | 28  | 3     | 1   | 0   | 12  | 17  | 13  | 2    | 0  | 8  |
| 2/27  | at Arizona          | W 5-4   | MERRITT, Brayden   | .208  | .234  | .279 | 32 | 77   | 11  | 16  | 2     | 0   | 0   | 3   | 7   | 14  | 3    | 2  | 1  |
| *3/1  | SAN JOSE STATE      | W 14-2  | MARSHALL JR, Dere  | .194  | .319  | .275 | 28 | 72   | 8   | 14  | 3     | 0   | 2   | 10  | 7   | 25  | 0    | 0  | 5  |
| *3/2  | SAN JOSE STATE      | W 7-6   | -----              |       |       |      |    |      |     |     |       |     |     |     |     |     |      |    |    |
| *3/3  | SAN JOSE STATE      | L 18-22 | ATKINS, Nick       | .333  | .333  | .455 | 7  | 9    | 2   | 3   | 0     | 0   | 0   | 0   | 0   | 2   | 1    | 0  | 2  |
| 3/8   | CAL STATE FULLERTON | W 6-4   | REYES, Ediberto    | .327  | .418  | .406 | 24 | 55   | 7   | 18  | 5     | 0   | 0   | 12  | 7   | 12  | 2    | 0  | 1  |
| 3/9   | CAL STATE FULLERTON | W 18-11 | DOAK, Zack         | .226  | .387  | .333 | 18 | 31   | 4   | 7   | 2     | 0   | 1   | 10  | 3   | 8   | 2    | 0  | 0  |
| 3/10  | CAL STATE FULLERTON | L 7-13  | ADKINS, Adam       | .186  | .288  | .269 | 27 | 59   | 10  | 11  | 4     | 1   | 0   | 6   | 7   | 29  | 0    | 0  | 0  |
| *3/15 | at Nevada           | L 3-5   | PIETILA-WIGGS, Mic | .000  | .000  | .250 | 10 | 3    | 3   | 0   | 0     | 0   | 0   | 1   | 1   | 1   | 0    | 0  | 0  |
| *3/16 | at Nevada           | W 9-3   | Totals             | .294  | .413  | .379 | 40 | 1379 | 262 | 406 | 87    | 16  | 15  | 235 | 168 | 245 | 59   | 12 | 51 |
| *3/17 | at Nevada           | L 4-6   | Opponents          | .310  | .441  | .395 | 40 | 1425 | 293 | 442 | 89    | 11  | 25  | 268 | 168 | 318 | 37   | 7  | 51 |
| 3/19  | #25 OKLAHOMA        | L 1-8   |                    |       |       |      |    |      |     |     |       |     |     |     |     |     |      |    |    |
| 3/20  | #25 OKLAHOMA        | L 6-8   |                    |       |       |      |    |      |     |     |       |     |     |     |     |     |      |    |    |
| *3/22 | SAN DIEGO STATE     | L 2-4   |                    |       |       |      |    |      |     |     |       |     |     |     |     |     |      |    |    |
| *3/23 | SAN DIEGO STATE     | L 3-19  |                    |       |       |      |    |      |     |     |       |     |     |     |     |     |      |    |    |
| *3/24 | SAN DIEGO STATE     | W 13-4  |                    |       |       |      |    |      |     |     |       |     |     |     |     |     |      |    |    |
| 3/26  | at New Mexico State | L 5-13  |                    |       |       |      |    |      |     |     |       |     |     |     |     |     |      |    |    |
| *3/29 | at UNLV             | W 3-2   | SLATEN, Justin     | 2.98  | 3-4   | 10   | 10 | 0    | 0   | 0   | 60.1  | 52  | 26  | 20  | 25  | 73  | .230 | 3  |    |
| *3/30 | at UNLV             | L 0-8   | GARLEY, Nathaniel  | 5.37  | 4-4   | 10   | 10 | 0    | 0   | 0   | 55.1  | 80  | 37  | 33  | 14  | 37  | .335 | 3  |    |
| *3/31 | at UNLV             | W 7-4   | GILLESPIE, Drew    | 8.73  | 2-3   | 10   | 9  | 0    | 0   | 0   | 44.1  | 68  | 47  | 43  | 11  | 32  | .358 | 3  |    |
| 4/2   | #11 TEXAS TECH      | L 6-15  | -----              |       |       |      |    |      |     |     |       |     |     |     |     |     |      |    |    |
| 4/3   | #11 TEXAS TECH      | W 12-9  | CONLEY, Kyle       | 0.00  | 0-0   | 1    | 0  | 0    | 0   | 0   | 0.1   | 1   | 0   | 0   | 0   | 1   | .500 | 0  |    |
| *4/5  | at San Jose State   | L 2-4   | EMOND, Malachi     | 3.86  | 3-1   | 20   | 0  | 0    | 0   | 7   | 30.1  | 32  | 14  | 13  | 6   | 39  | .271 | 1  |    |
| *4/6  | at San Jose State   | L 3-8   | FOSTER, Matt       | 5.68  | 0-0   | 5    | 0  | 0    | 0   | 0   | 6.1   | 6   | 4   | 4   | 6   | 7   | .250 | 0  |    |
| *4/7  | at San Jose State   | L 1-5   | SCHILLING, Hayden  | 5.87  | 0-1   | 8    | 0  | 0    | 0   | 3   | 7.2   | 8   | 7   | 5   | 5   | 11  | .242 | 1  |    |
| *4/12 | NEVADA              | W 6-4   | SMITH, Chad        | 6.60  | 0-1   | 14   | 0  | 0    | 0   | 0   | 15.0  | 15  | 11  | 11  | 18  | 16  | .263 | 2  |    |
| *4/13 | NEVADA              | L 0-3   | WALDEN, Blake      | 6.75  | 0-0   | 18   | 0  | 0    | 0   | 0   | 21.1  | 31  | 22  | 16  | 10  | 16  | .348 | 2  |    |
| *4/14 | NEVADA              | L 8-14  | GARZA, Nico        | 6.88  | 1-1   | 13   | 0  | 0    | 0   | 0   | 17.0  | 24  | 21  | 13  | 7   | 11  | .343 | 2  |    |
| 4/16  | NEW MEXICO STATE    | L 8-11  | MARRUFO, Drew      | 7.00  | 0-0   | 9    | 0  | 0    | 0   | 0   | 9.0   | 14  | 7   | 7   | 5   | 8   | .359 | 0  |    |
| 4/18  | UC RIVERSIDE        | L 10-18 | LIVELY, Tristin    | 7.98  | 1-1   | 9    | 3  | 0    | 0   | 0   | 14.2  | 13  | 15  | 13  | 19  | 10  | .241 | 1  |    |
| 4/19  | UC RIVERSIDE        | W 11-10 | COFFEY, Brian      | 8.31  | 2-3   | 17   | 3  | 0    | 0   | 0   | 34.2  | 51  | 33  | 32  | 14  | 22  | .347 | 3  |    |
| 4/20  | UC RIVERSIDE        | W 10-9  | WHITE, Jack        | 10.38 | 1-0   | 7    | 0  | 0    | 0   | 0   | 4.1   | 5   | 6   | 5   | 3   | 1   | .294 | 1  |    |
| 4/23  | at #15 Texas Tech   | L 4-6   | WALLER, Kenneth    | 11.15 | 1-2   | 11   | 1  | 0    | 0   | 0   | 15.1  | 22  | 23  | 19  | 13  | 17  | .333 | 3  |    |
|       |                     |         | MURANO, Jack       | 12.41 | 0-1   | 9    | 4  | 0    | 0   | 0   | 12.1  | 20  | 17  | 17  | 9   | 15  | .385 | 0  |    |
|       |                     |         | RILEY, Trevor      | 40.50 | 0-0   | 1    | 0  | 0    | 0   | 0   | 0.2   | 0   | 3   | 3   | 3   | 2   | .000 | 0  |    |
|       |                     |         | Totals             | 6.50  | 18-22 | 40   | 40 | 0    | 0   | 10  | 349.0 | 442 | 293 | 252 | 168 | 318 | .310 | 25 |    |
|       |                     |         | Opponents          | 5.60  | 22-18 | 40   | 40 | 2    | 3   | 8   | 347.1 | 406 | 262 | 216 | 168 | 245 | .294 | 15 |    |

PB - Team (11), O'FARRELL, R 10, REYES, E. 1, Opp (11). Pickoffs - Team (5), WALDEN, B. 2, GARLEY, N. 1, COFFEY, B. 1, GARZA, N. 1, Opp (7). SBA/ATT - O'FARRELL, R (26-32), COFFEY, B. (9-11), REYES, E. (9-9), GILLESPIE, D (3-7), SLATEN, J. (6-6), GARLEY, N. (4-4), EMOND, M. (2-3), LIVELY, T. (2-2), MURANO, J. (2-2), SCHILLING, H (2-2), WALLER, K. (2-2), GARZA, N. (2-2), WALDEN, B. (2-2), FOSTER, M. (1-1).

| Score by innings | 1  | 2  | 3  | 4  | 5  | 6  | 7  | 8  | 9  | EX | Total |
|------------------|----|----|----|----|----|----|----|----|----|----|-------|
| New Mexico       | 34 | 24 | 33 | 39 | 40 | 20 | 32 | 21 | 19 | 0  | 262   |
| Opponents        | 37 | 20 | 32 | 45 | 29 | 44 | 29 | 36 | 18 | 3  | 293   |

Win-loss breakouts: Day 12-15; Night 6-7; vs Left 3-5; vs Right 15-17;  
1-run games 5-1; 2-run games 4-7; 5+run games 6-10; Extra inns 0-1; Shutouts 0-3.  
Current streak: Lost 1; Longest winning streak: 6; Longest losing streak: 5.



# UNIVERSITY OF NEW MEXICO

## 2019 BASEBALL



### 2019 New Mexico Lobo Baseball Games Summary for New Mexico (as of Apr 24, 2019) (All games)



| Score by innings | 1  | 2  | 3  | 4  | 5  | 6  | 7  | 8  | 9  | EX | Total |
|------------------|----|----|----|----|----|----|----|----|----|----|-------|
| New Mexico       | 34 | 24 | 33 | 39 | 40 | 20 | 32 | 21 | 19 | 0  | 262   |
| Opponents        | 37 | 20 | 32 | 45 | 29 | 44 | 29 | 36 | 18 | 3  | 293   |

#### Record when ...

|                      |       |                      |       |
|----------------------|-------|----------------------|-------|
| Overall              | 18-22 | After 6 leading      | 16-3  |
| Conference           | 7-11  | ..... trailing       | 2-17  |
| Non-Conference       | 11-11 | ..... tied           | 0-2   |
| Home games           | 12-12 | After 7 leading      | 15-2  |
| Away games           | 4-8   | ..... trailing       | 1-19  |
| Neutral site         | 2-2   | ..... tied           | 1-1   |
| Day games            | 12-15 | After 8 leading      | 15-2  |
| Night games          | 6-7   | ..... trailing       | 2-20  |
| vs Left starter      | 3-5   | ..... tied           | 0-0   |
| vs Right starter     | 15-17 |                      |       |
| 1-Run games          | 5-1   | Hit 0 home runs      | 12-17 |
| 2-Run games          | 4-7   | ... 1 home run       | 4-4   |
| 5+Run games          | 6-10  | ... 2+ home runs     | 2-1   |
| Extra innings        | 0-1   |                      |       |
| Shutouts             | 0-3   | Opponent 0 home runs | 16-9  |
| Scoring 0-2 runs     | 0-7   | ..... 1 home run     | 0-8   |
| ..... 3-5 runs       | 3-8   | ..... 2+ HRs         | 2-5   |
| ..... 6-9 runs       | 7-5   | Made 0 errors        | 6-6   |
| ..... 10+ runs       | 8-2   | .... 1 error         | 6-7   |
| Opponent 0-2 runs    | 3-0   | .... 2+ errors       | 6-9   |
| ..... 3-5 runs       | 10-7  | Opp. made 0 errors   | 2-9   |
| ..... 6-9 runs       | 3-7   | ..... 1 error        | 8-8   |
| ..... 10+ runs       | 2-8   | ..... 2+ errors      | 8-5   |
| Scored in 1st inning | 11-7  | Out-hit opponent     | 11-5  |
| Opp. scored in 1st   | 8-13  | Out-hit by opponent  | 5-16  |
| Scores first         | 10-7  | Hits are tied        | 2-1   |
| Opp. scores first    | 8-15  |                      |       |

#### Record when team scores:

|      |     |     |     |     |     |     |     |     |     |     |     |
|------|-----|-----|-----|-----|-----|-----|-----|-----|-----|-----|-----|
| Runs | 0   | 1   | 2   | 3   | 4   | 5   | 6   | 7   | 8   | 9   | 10+ |
| W-L  | 0-3 | 0-2 | 0-2 | 1-4 | 0-2 | 2-2 | 3-2 | 3-1 | 0-2 | 1-0 | 8-2 |

#### Record when opponent scores:

|      |     |     |     |     |     |     |     |     |     |     |     |
|------|-----|-----|-----|-----|-----|-----|-----|-----|-----|-----|-----|
| Runs | 0   | 1   | 2   | 3   | 4   | 5   | 6   | 7   | 8   | 9   | 10+ |
| W-L  | 0-0 | 1-0 | 2-0 | 3-1 | 7-2 | 0-4 | 1-3 | 0-0 | 0-4 | 2-0 | 2-8 |

#### Record when leading after:

|      |     |     |      |      |      |      |      |      |
|------|-----|-----|------|------|------|------|------|------|
| Inn. | 1   | 2   | 3    | 4    | 5    | 6    | 7    | 8    |
| W-L  | 9-6 | 8-8 | 11-6 | 12-4 | 14-4 | 16-3 | 15-2 | 15-2 |

#### Record when trailing after:

|      |      |      |      |      |      |      |      |      |
|------|------|------|------|------|------|------|------|------|
| Inn. | 1    | 2    | 3    | 4    | 5    | 6    | 7    | 8    |
| W-L  | 5-11 | 3-11 | 4-15 | 4-15 | 1-17 | 2-17 | 1-19 | 2-20 |

#### Record when tied after:

|      |     |     |     |     |     |     |     |     |
|------|-----|-----|-----|-----|-----|-----|-----|-----|
| Inn. | 1   | 2   | 3   | 4   | 5   | 6   | 7   | 8   |
| W-L  | 4-5 | 7-3 | 3-1 | 2-3 | 3-1 | 0-2 | 1-1 | 0-0 |

Current losing streak: 1  
Longest winning streak: 6  
Longest losing streak: 5



# UNIVERSITY OF NEW MEXICO

## 2019 BASEBALL



### 2019 New Mexico Lobo Baseball Batting Leaders for New Mexico (as of Apr 24, 2019) (All games)



Hitting minimums - 1 Games 4 AB 1 TPA 2.0 TPA/Game  
Pitching minimums - 1 Games 3 IP 1.0 IP/Game

| Batting avg            |      |
|------------------------|------|
| 1. 15 MANG, Jared      | .385 |
| 2. 13 MANG, Connor     | .362 |
| 3. 27 KELLY, Tyler     | .317 |
| 4. 3 SCHILLING, Hayden | .311 |
| 5. 7 DEIMLING, Jeff    | .301 |

| Runs scored            |    |
|------------------------|----|
| 1. 15 MANG, Jared      | 48 |
| 2. 3 SCHILLING, Hayden | 33 |
| 3. 5 WATARI, Justin    | 32 |
| 4. 13 MANG, Connor     | 30 |
| 5. 27 KELLY, Tyler     | 27 |

| Doubles                |    |
|------------------------|----|
| 1. 15 MANG, Jared      | 21 |
| 2. 13 MANG, Connor     | 12 |
| 3. 3 SCHILLING, Hayden | 12 |
| 4. 16 BAKER, Tanner    | 7  |
| 5. 2 tied at.....      | 6  |

| Total bases            |     |
|------------------------|-----|
| 1. 15 MANG, Jared      | 100 |
| 2. 13 MANG, Connor     | 82  |
| 3. 3 SCHILLING, Hayden | 68  |
| 4. 27 KELLY, Tyler     | 57  |
| 5. 7 DEIMLING, Jeff    | 47  |

| Sac bunts             |   |
|-----------------------|---|
| 1. 5 WATARI, Justin   | 5 |
| 2. 16 BAKER, Tanner   | 4 |
| 3. 4 O'FARRELL, Reese | 3 |
| 6 MERRITT, Brayden    | 3 |
| 3 SCHILLING, Hayden   | 3 |

| Caught stealing        |   |
|------------------------|---|
| 1. 3 SCHILLING, Hayden | 3 |
| 2. 6 MERRITT, Brayden  | 2 |
| 15 MANG, Jared         | 2 |
| 13 MANG, Connor        | 2 |
| 27 KELLY, Tyler        | 2 |

| Strikeouts               |    |
|--------------------------|----|
| 1. 13 MANG, Connor       | 34 |
| 2. 24 ADKINS, Adam       | 29 |
| 3. 7 DEIMLING, Jeff      | 26 |
| 4. 14 MARSHALL JR, Derek | 25 |
| 5. 2 tied at.....        | 20 |

| At bats                |     |
|------------------------|-----|
| 1. 15 MANG, Jared      | 161 |
| 2. 13 MANG, Connor     | 152 |
| 3. 3 SCHILLING, Hayden | 151 |
| 4. 27 KELLY, Tyler     | 139 |
| 16 BAKER, Tanner       | 139 |

| Games as sub               |    |
|----------------------------|----|
| 1. 9 REYES, Ediberto       | 13 |
| 2. 24 ADKINS, Adam         | 12 |
| 3. 14 MARSHALL JR, Derek   | 11 |
| 4. 35 PIETILA-WIGGS, Micah | 10 |
| 5. 2 tied at.....          | 9  |

| Slugging pct           |      |
|------------------------|------|
| 1. 15 MANG, Jared      | .621 |
| 2. 13 MANG, Connor     | .539 |
| 3. 7 DEIMLING, Jeff    | .456 |
| 4. 3 SCHILLING, Hayden | .450 |
| 5. 27 KELLY, Tyler     | .410 |

| Hits                   |    |
|------------------------|----|
| 1. 15 MANG, Jared      | 62 |
| 2. 13 MANG, Connor     | 55 |
| 3. 3 SCHILLING, Hayden | 47 |
| 4. 27 KELLY, Tyler     | 44 |
| 5. 16 BAKER, Tanner    | 36 |

| Triples                |   |
|------------------------|---|
| 1. 15 MANG, Jared      | 4 |
| 2. 13 MANG, Connor     | 3 |
| 3. 3 SCHILLING, Hayden | 3 |
| 4. 27 KELLY, Tyler     | 2 |
| 5. 4 tied at.....      | 1 |

| Walks                  |    |
|------------------------|----|
| 1. 5 WATARI, Justin    | 25 |
| 2. 15 MANG, Jared      | 23 |
| 3. 3 SCHILLING, Hayden | 21 |
| 4. 13 MANG, Connor     | 17 |
| 4 O'FARRELL, Reese     | 17 |

| Sac flies          |   |
|--------------------|---|
| 1. 15 MANG, Jared  | 3 |
| 7 DEIMLING, Jeff   | 3 |
| 3. 13 MANG, Connor | 2 |
| 5 WATARI, Justin   | 2 |
| 5. 5 tied at.....  | 1 |

| Steal attempts        |    |
|-----------------------|----|
| 1. 13 MANG, Connor    | 13 |
| 15 MANG, Jared        | 13 |
| 3 SCHILLING, Hayden   | 13 |
| 4. 27 KELLY, Tyler    | 11 |
| 5. 6 MERRITT, Brayden | 5  |

| Grounded into DP       |   |
|------------------------|---|
| 1. 13 MANG, Connor     | 6 |
| 16 BAKER, Tanner       | 6 |
| 3. 27 KELLY, Tyler     | 5 |
| 4. 3 SCHILLING, Hayden | 4 |
| 5. 4 O'FARRELL, Reese  | 3 |

| Games played          |    |
|-----------------------|----|
| 1. 15 MANG, Jared     | 40 |
| 2. 4 O'FARRELL, Reese | 39 |
| 13 MANG, Connor       | 39 |
| 4. 16 BAKER, Tanner   | 38 |
| 3 SCHILLING, Hayden   | 38 |

| On base pct            |      |
|------------------------|------|
| 1. 15 MANG, Jared      | .460 |
| 2. 13 MANG, Connor     | .434 |
| 3. 5 WATARI, Justin    | .418 |
| 4. 3 SCHILLING, Hayden | .410 |
| 5. 27 KELLY, Tyler     | .391 |

| Runs batted in         |    |
|------------------------|----|
| 1. 15 MANG, Jared      | 43 |
| 2. 13 MANG, Connor     | 34 |
| 3. 7 DEIMLING, Jeff    | 32 |
| 4. 3 SCHILLING, Hayden | 26 |
| 5. 27 KELLY, Tyler     | 18 |

| Home runs                |   |
|--------------------------|---|
| 1. 7 DEIMLING, Jeff      | 4 |
| 2. 15 MANG, Jared        | 3 |
| 13 MANG, Connor          | 3 |
| 4. 14 MARSHALL JR, Derek | 2 |
| 5. 3 tied at....         | 1 |

| Hit by pitch           |   |
|------------------------|---|
| 1. 3 SCHILLING, Hayden | 5 |
| 2. 27 KELLY, Tyler     | 4 |
| 13 MANG, Connor        | 4 |
| 4. 7 DEIMLING, Jeff    | 3 |
| 5. 5 tied at.....      | 2 |

| Stolen bases           |    |
|------------------------|----|
| 1. 13 MANG, Connor     | 11 |
| 15 MANG, Jared         | 11 |
| 3. 3 SCHILLING, Hayden | 10 |
| 4. 27 KELLY, Tyler     | 9  |
| 5. 3 tied at.....      | 3  |

| Stolen base pct     |       |
|---------------------|-------|
| 1. 16 BAKER, Tanner | 1.000 |
| 5 WATARI, Justin    | 1.000 |
| 4 O'FARRELL, Reese  | 1.000 |
| 4. 15 MANG, Jared   | .846  |
| 13 MANG, Connor     | .846  |

| Total plate appearances |     |
|-------------------------|-----|
| 1. 15 MANG, Jared       | 189 |
| 2. 3 SCHILLING, Hayden  | 181 |
| 3. 13 MANG, Connor      | 177 |
| 4. 27 KELLY, Tyler      | 157 |
| 5. 16 BAKER, Tanner     | 155 |

| Game starts            |    |
|------------------------|----|
| 1. 15 MANG, Jared      | 40 |
| 2. 13 MANG, Connor     | 39 |
| 3. 3 SCHILLING, Hayden | 38 |
| 4. 4 O'FARRELL, Reese  | 37 |
| 5. 16 BAKER, Tanner    | 36 |



# UNIVERSITY OF NEW MEXICO

## 2019 BASEBALL



### 2019 New Mexico Lobo Baseball Pitching Leaders for New Mexico (as of Apr 24, 2019) (All games)



Hitting minimums - 1 Games 4 AB 1 TPA 2.0 TPA/Game  
Pitching minimums - 1 Games 3 IP 1.0 IP/Game

|                               |      |                            |      |                               |      |
|-------------------------------|------|----------------------------|------|-------------------------------|------|
| <b>Earned run avg</b>         |      | <b>Opposing bat avg</b>    |      | <b>Won-loss pct</b>           |      |
| 1. 22 SLATEN, Justin          | 2.98 | 1. 22 SLATEN, Justin       | .230 | 1. 44 GARLEY, Nathaniel       | .500 |
| 2. 44 GARLEY, Nathaniel       | 5.37 | 2. 44 GARLEY, Nathaniel    | .335 | 2. 22 SLATEN, Justin          | .429 |
| 3. 19 GILLESPIE, Drew         | 8.73 | 3. 19 GILLESPIE, Drew      | .358 | 3. 19 GILLESPIE, Drew         | .400 |
| <b>Wins</b>                   |      | <b>Losses</b>              |      | <b>Saves</b>                  |      |
| 1. 44 GARLEY, Nathaniel       | 4    | 1. 22 SLATEN, Justin       | 4    | 1. 32 EMOND, Malachi          | 7    |
| 2. 32 EMOND, Malachi          | 3    | 44 GARLEY, Nathaniel       | 4    | 2. 3 SCHILLING, Hayden        | 3    |
| 22 SLATEN, Justin             | 3    | 3. 40 COFFEY, Brian        | 3    |                               |      |
| 4. 19 GILLESPIE, Drew         | 2    | 19 GILLESPIE, Drew         | 3    |                               |      |
| 40 COFFEY, Brian              | 2    | 5. 21 WALLER, Kenneth      | 2    |                               |      |
| <b>Innings pitched</b>        |      | <b>Batters struck out</b>  |      | <b>Appearances</b>            |      |
| 1. 22 SLATEN, Justin          | 60.1 | 1. 22 SLATEN, Justin       | 73   | 1. 32 EMOND, Malachi          | 20   |
| 2. 44 GARLEY, Nathaniel       | 55.1 | 2. 32 EMOND, Malachi       | 39   | 2. 20 WALDEN, Blake           | 18   |
| 3. 19 GILLESPIE, Drew         | 44.1 | 3. 44 GARLEY, Nathaniel    | 37   | 3. 40 COFFEY, Brian           | 17   |
|                               |      | 4. 19 GILLESPIE, Drew      | 32   | 4. 29 SMITH, Chad             | 14   |
|                               |      | 5. 40 COFFEY, Brian        | 22   | 5. 23 GARZA, Nico             | 13   |
| <b>Games started</b>          |      | <b>Games finished</b>      |      | <b>Games in relief</b>        |      |
| 1. 44 GARLEY, Nathaniel       | 10   | 1. 32 EMOND, Malachi       | 14   | 1. 32 EMOND, Malachi          | 20   |
| 22 SLATEN, Justin             | 10   | 2. 3 SCHILLING, Hayden     | 7    | 2. 20 WALDEN, Blake           | 18   |
| 3. 19 GILLESPIE, Drew         | 9    | 3. 2 LIVELY, Tristin       | 3    | 3. 40 COFFEY, Brian           | 14   |
| 4. 17 MURANO, Jack            | 4    | 25 MARRUFO, Drew           | 3    | 29 SMITH, Chad                | 14   |
| 5. 2 tied at.....             | 3    | 5. 6 tied at.....          | 2    | 5. 23 GARZA, Nico             | 13   |
| <b>Wild pitches</b>           |      | <b>Balks</b>               |      | <b>Hit batters</b>            |      |
| 1. 22 SLATEN, Justin          | 14   | 1. 44 GARLEY, Nathaniel    | 2    | 1. 22 SLATEN, Justin          | 8    |
| 2. 40 COFFEY, Brian           | 7    | 2. 40 COFFEY, Brian        | 1    | 2. 19 GILLESPIE, Drew         | 6    |
| 3. 44 GARLEY, Nathaniel       | 4    | 20 WALDEN, Blake           | 1    | 20 WALDEN, Blake              | 6    |
| 21 WALLER, Kenneth            | 4    | 19 GILLESPIE, Drew         | 1    | 4. 17 MURANO, Jack            | 4    |
| 5. 3 tied at.....             | 3    |                            |      | 44 GARLEY, Nathaniel          | 4    |
| <b>Intentional BB allowed</b> |      | <b>Runners picked off</b>  |      | <b>Batters SO out looking</b> |      |
| 1. 40 COFFEY, Brian           | 2    | 1. 20 WALDEN, Blake        | 2    | 1. 22 SLATEN, Justin          | 21   |
| 2. 3 SCHILLING, Hayden        | 1    | 2. 40 COFFEY, Brian        | 1    | 2. 32 EMOND, Malachi          | 11   |
| 23 GARZA, Nico                | 1    | 44 GARLEY, Nathaniel       | 1    | 3. 44 GARLEY, Nathaniel       | 10   |
| 17 MURANO, Jack               | 1    | 23 GARZA, Nico             | 1    | 4. 19 GILLESPIE, Drew         | 7    |
|                               |      |                            |      | 5. 2 tied at.....             | 6    |
| <b>Sac bunts allowed</b>      |      | <b>Sac flies allowed</b>   |      | <b>Hits allowed</b>           |      |
| 1. 22 SLATEN, Justin          | 6    | 1. 23 GARZA, Nico          | 5    | 1. 22 SLATEN, Justin          | 52   |
| 2. 19 GILLESPIE, Drew         | 5    | 2. 17 MURANO, Jack         | 4    | 2. 19 GILLESPIE, Drew         | 68   |
| 3. 20 WALDEN, Blake           | 4    | 3. 25 MARRUFO, Drew        | 2    | 3. 44 GARLEY, Nathaniel       | 80   |
| 4. 44 GARLEY, Nathaniel       | 3    | 32 EMOND, Malachi          | 2    |                               |      |
| 5. 23 GARZA, Nico             | 2    | 5. 4 tied at.....          | 1    |                               |      |
| <b>Runs allowed</b>           |      | <b>Earned runs allowed</b> |      | <b>Walks allowed</b>          |      |
| 1. 22 SLATEN, Justin          | 26   | 1. 22 SLATEN, Justin       | 20   | 1. 19 GILLESPIE, Drew         | 11   |
| 2. 44 GARLEY, Nathaniel       | 37   | 2. 44 GARLEY, Nathaniel    | 33   | 2. 44 GARLEY, Nathaniel       | 14   |
| 3. 19 GILLESPIE, Drew         | 47   | 3. 19 GILLESPIE, Drew      | 43   | 3. 22 SLATEN, Justin          | 25   |
| <b>Doubles allowed</b>        |      | <b>Triples allowed</b>     |      | <b>Home runs allowed</b>      |      |
| 1. 22 SLATEN, Justin          | 9    | 1. 22 SLATEN, Justin       | 1    | 1. 44 GARLEY, Nathaniel       | 3    |
| 2. 19 GILLESPIE, Drew         | 16   | 2. 19 GILLESPIE, Drew      | 2    | 19 GILLESPIE, Drew            | 3    |
| 3. 44 GARLEY, Nathaniel       | 17   | 3. 44 GARLEY, Nathaniel    | 3    | 22 SLATEN, Justin             | 3    |



# UNIVERSITY OF NEW MEXICO

## 2019 BASEBALL



### 2019 New Mexico Lobo Baseball Fielding Leaders for New Mexico (as of Apr 24, 2019) (All games)



Hitting minimums - 1 Games  
Pitching minimums - 1 Games 3 IP 1.0 IP/Game

| Fielding pct            |       |  |
|-------------------------|-------|--|
| 1. 15 MANG, Jared       | 1.000 |  |
| 24 ADKINS, Adam         | 1.000 |  |
| 31 DOAK, Zack           | 1.000 |  |
| 7 DEIMLING, Jeff        | 1.000 |  |
| 35 PIETILA-WIGGS, Micah | 1.000 |  |

| Assists                |     |  |
|------------------------|-----|--|
| 1. 3 SCHILLING, Hayden | 116 |  |
| 2. 27 KELLY, Tyler     | 62  |  |
| 3. 5 WATARI, Justin    | 60  |  |
| 4. 13 MANG, Connor     | 41  |  |
| 5. 4 O'FARRELL, Reese  | 24  |  |

| Stolen bases against    |    |  |
|-------------------------|----|--|
| 1. 4 O'FARRELL, Reese   | 26 |  |
| 2. 40 COFFEY, Brian     | 9  |  |
| 9 REYES, Ediberto       | 9  |  |
| 4. 22 SLATEN, Justin    | 6  |  |
| 5. 44 GARLEY, Nathaniel | 4  |  |

| Passed balls          |    |  |
|-----------------------|----|--|
| 1. 4 O'FARRELL, Reese | 10 |  |
| 2. 9 REYES, Ediberto  | 1  |  |

| Chances                  |     |  |
|--------------------------|-----|--|
| 1. 4 O'FARRELL, Reese    | 306 |  |
| 2. 13 MANG, Connor       | 221 |  |
| 3. 14 MARSHALL JR, Derek | 167 |  |
| 4. 3 SCHILLING, Hayden   | 161 |  |
| 5. 5 WATARI, Justin      | 116 |  |

| Errors                   |   |  |
|--------------------------|---|--|
| 1. 5 WATARI, Justin      | 9 |  |
| 2. 4 O'FARRELL, Reese    | 8 |  |
| 3. 13 MANG, Connor       | 6 |  |
| 4. 14 MARSHALL JR, Derek | 5 |  |
| 3 SCHILLING, Hayden      | 5 |  |

| Caught stealing by    |   |  |
|-----------------------|---|--|
| 1. 4 O'FARRELL, Reese | 6 |  |
| 2. 19 GILLESPIE, Drew | 4 |  |
| 3. 40 COFFEY, Brian   | 2 |  |
| 4. 32 EMOND, Malachi  | 1 |  |

| Catchers interference |   |  |
|-----------------------|---|--|
| 1. 4 O'FARRELL, Reese | 1 |  |

| Putouts                  |     |  |
|--------------------------|-----|--|
| 1. 4 O'FARRELL, Reese    | 274 |  |
| 2. 13 MANG, Connor       | 174 |  |
| 3. 14 MARSHALL JR, Derek | 150 |  |
| 4. 15 MANG, Jared        | 82  |  |
| 5. 16 BAKER, Tanner      | 62  |  |

| Fielding double plays    |    |  |
|--------------------------|----|--|
| 1. 3 SCHILLING, Hayden   | 26 |  |
| 2. 13 MANG, Connor       | 22 |  |
| 3. 14 MARSHALL JR, Derek | 19 |  |
| 4. 5 WATARI, Justin      | 17 |  |
| 27 KELLY, Tyler          | 17 |  |

| Steal attempts against |    |  |
|------------------------|----|--|
| 1. 4 O'FARRELL, Reese  | 32 |  |
| 2. 40 COFFEY, Brian    | 11 |  |
| 3. 9 REYES, Ediberto   | 9  |  |
| 4. 19 GILLESPIE, Drew  | 7  |  |
| 5. 22 SLATEN, Justin   | 6  |  |





# UNIVERSITY OF NEW MEXICO

## 2019 BASEBALL



### 2019 New Mexico Lobo Baseball Season Game Highs for New Mexico (as of Apr 24, 2019) (All games)

#### TEAM GAME HIGHS

##### Batting

|                  |    |   |                                       |
|------------------|----|---|---------------------------------------|
| At bats:         | 48 | - | vs New Mexico State (Apr 16, 2019)    |
| Runs scored:     | 18 | - | vs San Jose State (Mar 03, 2019)      |
|                  | 18 | - | vs Cal State Fullerton (Mar 09, 2019) |
| Hits:            | 19 | - | vs Cal State Fullerton (Mar 09, 2019) |
| RBI's:           | 18 | - | vs Cal State Fullerton (Mar 09, 2019) |
| Doubles:         | 7  | - | vs UC Riverside (Apr 20, 2019)        |
| Triples:         | 2  | - | vs Cal State Fullerton (Mar 10, 2019) |
|                  | 2  | - | at Nevada (Mar 15, 2019)              |
| Home runs:       | 3  | - | vs San Jose State (Mar 03, 2019)      |
| Total bases:     | 32 | - | vs San Jose State (Mar 03, 2019)      |
| Walks:           | 12 | - | vs San Jose State (Mar 01, 2019)      |
| Strikeouts:      | 14 | - | at San Jose State (Apr 05, 2019)      |
| Sac hits:        | 4  | - | vs Texas Tech (Apr 03, 2019)          |
| Sac flies:       | 2  | - | vs Niagara (Feb 24, 2019)             |
|                  | 2  | - | vs Texas Tech (Apr 03, 2019)          |
| Stolen bases:    | 5  | - | at New Mexico State (Mar 26, 2019)    |
|                  | 5  | - | vs UC Riverside (Apr 20, 2019)        |
| Hit by pitch:    | 3  | - | vs Nevada (Apr 12, 2019)              |
| Caught stealing: | 3  | - | vs UC Riverside (Apr 20, 2019)        |
| Runners LOB:     | 16 | - | vs New Mexico State (Apr 16, 2019)    |
| Hit into DP:     | 3  | - | at Nevada (Mar 17, 2019)              |
|                  | 3  | - | vs San Diego State (Mar 22, 2019)     |
|                  | 3  | - | vs Nevada (Apr 13, 2019)              |

##### Fielding

|               |    |   |                                    |
|---------------|----|---|------------------------------------|
| Putouts:      | 30 | - | vs New Mexico State (Apr 16, 2019) |
| Assists:      | 16 | - | at New Mexico State (Mar 26, 2019) |
| Errors:       | 4  | - | at Nevada (Mar 17, 2019)           |
|               | 4  | - | vs Nevada (Apr 14, 2019)           |
|               | 4  | - | vs UC Riverside (Apr 20, 2019)     |
| Passed balls: | 3  | - | at New Mexico State (Mar 26, 2019) |
| DPs turned:   | 3  | - | vs Niagara (Feb 24, 2019)          |
|               | 3  | - | vs San Jose State (Mar 02, 2019)   |

##### Pitching

|                  |      |   |                                       |
|------------------|------|---|---------------------------------------|
| Innings pitched: | 10.0 | - | vs New Mexico State (Apr 16, 2019)    |
| Runs allowed:    | 22   | - | vs San Jose State (Mar 03, 2019)      |
| Earned runs:     | 21   | - | vs San Jose State (Mar 03, 2019)      |
| Walks allowed:   | 11   | - | vs Oklahoma (Mar 19, 2019)            |
| Strikeouts:      | 17   | - | vs Nevada (Apr 12, 2019)              |
| Hits allowed:    | 24   | - | vs San Jose State (Mar 03, 2019)      |
| Doubles allowed: | 6    | - | vs Oklahoma (Mar 19, 2019)            |
| Triples allowed: | 3    | - | vs Cal State Fullerton (Mar 09, 2019) |
| Homers allowed:  | 4    | - | vs Texas Tech (Apr 02, 2019)          |
| Wild pitches:    | 5    | - | vs Oklahoma (Mar 20, 2019)            |
| Hit batters:     | 4    | - | at Nevada (Mar 15, 2019)              |