



SAN DIEGO STATE BASKETBALL

2016-17 MEN'S BASKETBALL GAME NOTES

Mike May, Senior Associate Athletics Director of Communications and Media Relations ♦ E-Mail: mmay@mail.sdsu.edu ♦ Office: 619.594.5547 ♦ Cell: 619.957.8372
Darin Wong, Assistant Athletics Director of Media Relations ♦ E-Mail: dwong@mail.sdsu.edu ♦ Office: 619.594.5548 ♦ Cell: 310.489.2378

GAME INFORMATION

Date / Time: Sunday, January 1 / 2 p.m. PT
Site: Steve Fisher Court at Viejas Arena (12,414) / San Diego, Calif.
Television: CBS Sports Network
Talent: Jason Knapp (play-by-play), Steve Lappas (analysis), Amanda Balionis (sideline)
SDSU Radio: The Mighty 1090
Talent: Ted Leitner (play-by-play); Jordan Carruth (pre, half and post)
Live Stats: GoAztecs.com
Series vs. New Mexico: New Mexico leads, 44-38
Streak: San Diego State, W4
at San Diego: San Diego State leads, 25-12
at Albuquerque: New Mexico leads, 27-11
Neutral: New Mexico leads, 5-2
First Meeting: Jan. 2, 1976: SDSU - W, 78-58 in San Diego
Last Meeting: March 1, 2016: SDSU - W, 83-56 in Albuquerque
Fisher vs. New Mexico: 21-18

SCHEDULE / RESULTS

Date	SDSU	Opp.	Opponent (TV/Stream)	Time / Result
N.11	rv/rv		San Diego (ESPN)	W, 69-59
N.14	rv/rv	14/14	at Gonzaga (ESPN2)	L, 48-69
N.16	rv/rv		San Diego Christian	W, 81-58
N.21		rv/rv	^vs. California (PAC-12 Networks)	W, 77-65
N.28	rv/--		Savannah State	W, 100-67
D.3	rv/--		at Loyola (ESPN3)	L, 59-65
D.7			at Grand Canyon (CW6 - Phoenix)	L, 72-76
D.10			Arizona State (CBS Sports Network)	L, 63-74
D.12			Alabama State (Campus Insiders)	W, 73-41
D.22			#vs. Southern Miss (ESPN2)	W, 66-51
D.23			#vs. Tulsa (ESPN2)	W, 82-63
D.25			#vs. San Francisco (ESPN2)	W, 62-48
J.1			*New Mexico (CBS Sports Network)	2 p.m. PT
J.4			*at Nevada (ESPN2)	8 p.m. MT
J.7			*at Boise State (ESPN)	9 p.m. MT
J.10			*San José State (ESPN)	8 p.m. PT
J.14			*Utah State (ESPN3)	7 p.m. PT
J.17			*at UNLV (ESPN or ESPN3)	8 p.m. PT
J.24			*at Air Force (ESPN or ESPN3)	9 p.m. MT
J.28			*Colorado State (CBS Sports Network)	3 p.m. PT
J.31			*Wyoming (CBS Sports Network)	8 p.m. PT
F.4			*at Fresno State (ESPN3)	4 p.m. PT
F.7			*at San José State (CBS Sports Network)	8 p.m. PT
F.12			*Nevada (CBS Sports Network)	1 p.m. PT
F.15			*at Utah State (CBS Sports Network)	8 p.m. MT
F.19			*UNLV (CBS Sports Network)	1 p.m. PT
F.22			*Fresno State (CBS Sports Network)	8 p.m. PT
F.25			*at Colorado State (CBS Sports Network)	6 p.m. MT
M.1			*Air Force (CBS Sports Network)	7 p.m. PT
M.4			*at New Mexico (CBS Sports Network)	8 p.m. MT
M.8			+at MW First Round	TBD
M.9			+at MW Quarterfinals (CBS Sports Network)	TBD
M.10			+at MW Semifinals (CBS Sports Network)	TBD
M.11			+at MW Finals (CBS)	3 p.m. PT

^ - Golden 1 Center (Sacramento, Calif.); # - Hawaiian Airlines Diamond Head Classic (Stan Sheriff Center; Honolulu, Hawaii); * - Mountain West game; + - Mountain West Championship (Thomas & Mack Center; Las Vegas, Nev.)

GAME 13



SAN DIEGO STATE AZTECS

Record: 8-4 (0-0 Mountain West)
Head Coach: Steve Fisher
Career Record: 559-281 (26th Full Season), **Record at San Diego State:** 375-199 (18th Season)



NEW MEXICO LOBOS

Record: 8-5 (1-0 Mountain West)
Head Coach: Craig Neal
Career Record: 67-43 (4th Season), **Record at New Mexico:** Same

NEWS AND NOTES

- San Diego State begins its quest for an unprecedented fourth consecutive Mountain West regular-season title when the Aztecs play host to New Mexico on Sunday. Game time is set for 2 p.m. PT and the contest will air on CBS Sports Network.
- The Aztecs have won a league-high 10 Mountain West men's basketball championships (six regular-season titles and four tournament crowns). Steve Fisher has been the head coach for all 10 of those titles.
- Sunday's meeting will mark the 83rd all-time meeting between the teams with New Mexico owning a 44-38 series advantage. The Aztecs have won 17 of the last 26 encounters (17-9) and has swept the series the last two seasons (four consecutive wins).
- The 82 previous meetings makes the series the third-most frequently played in Aztec basketball history.
- Of SDSU's 38 all-time victories over UNM, a series that dates back to 1976, 21 have come with Steve Fisher as the head coach.
- **Steve Fisher's** 21 victories over New Mexico are the most by any active coach in the country and are more than twice as many as current Oklahoma coach and former UNLV coach Lon Kruger, who is in second place with nine.
- San Diego State responded from its first three-game losing streak in 152 games by winning four consecutive games. The Aztecs have not lost since Dec. 10, a span that will reach 21 days on Sunday.
- During the four-game winning streak, the Aztecs have held their opposition to 50.8 points, 34.1-percent field-goal shooting and a 26.7 three-point field-goal percentage. SDSU has outscored its opponents by 80 points during the four-game win streak, with each victory coming by at least a 14-point margin.
- San Diego State is coming off a championship at the Hawaiian Airlines Diamond Head Classic. The Aztecs posted a 3-0 record, disposing of Southern Miss (66-51), Tulsa (82-63) and San Francisco (62-48), which ended on Christmas Day.
- The in-season title is San Diego State's first since claiming the DirecTV Wooden Legacy early in the 2013-14 season. That squad went on to post a 31-5 record and advanced to the NCAA Sweet 16.
- Forward **Zylan Cheatham** earned most-outstanding-player honors at the event. The sophomore, who had never scored in double figures three consecutive games in the first 46 games of his career, has now done so in four consecutive games. In the three tournament games, he averaged 15.7 points and 9.3 rebounds while connecting on 14-of-21 field goals (66.7 percent) and 18-of-21 free throws (85.7 percent).
- Junior guard **Trey Kell** also was named to the all-tournament team. Kell, who leads the Aztecs in minutes played, averaged 13.3 points, 4.0 assists, 3.7 rebounds and 1.7 steals, and had just three turnovers in 87 minutes played. He connected on 48.3 percent from the floor and was a perfect 7-for-7 from the line.
- San Diego State set a record for the event by connecting on 29 treys in the three-game event. Making threes has been a good indicator of SDSU's success, as the Aztecs are 35-1 since the beginning of 2010-11 when making at least nine in a game.
- The Aztecs have held four consecutive opponents to 44.4 percent or less from the field. Since the beginning of 2010-11, SDSU is 154-26 when limiting the opposition to that figure, including 86-4 at home. SDSU has won 13 straight home games when limiting the opponent to 44.4 percent or less from the floor, dating back to Dec. 22, 2015 (No. 2 Kansas, 57-70). Against MW opponents at home, SDSU is 47-1 the last 48 times it has held its opponent to 44.4 percent or less in the field-goal percentage category.
- Following the game, San Diego State hits the road for significant contests at Nevada (Jan. 4) and at Boise State (Jan. 7). This is SDSU's only home game in a 28-day period (Dec. 13 to Jan. 9).

HARDWARE COLLECTORS

Below is a look at the teams with the most MW titles (current members only).

Team	MW Titles
San Diego State	10
New Mexico	8
UNLV	3
Wyoming	3
Air Force	1
Boise State	1
Colorado State	1
Fresno State	1

CHAMPIONSHIP COACH

Below is a look at the most Mountain West men's basketball championships won by a coach in league history.

Name, School	Number
*Steve Fisher, San Diego State	10
Steve Alford, New Mexico	6
Dave Rose, Brigham Young	4
Steve Cleveland, Brigham Young	3
five tied	2
* - currently coaches in Mountain West.	

BEST RECORD SINCE '10-11

Highest win percentage since the beginning of '10-11 (through Dec. 28).

School	W-L	Pct.
Gonzaga	187-38	83.1
Kansas	194-41	82.6
Wichita State	188-41	82.1
Duke	187-43	81.3
Kentucky	192-46	80.7
Arizona	183-48	79.2
Louisville	182-50	78.4
San Diego State	177-50	78.0

2	Ben Perez <i>Guard, 6-3, 175, So.-1L</i> <i>San Marcos, Calif. (USAFA Prep Academy)</i>	PPG 16-17 -- MW -- Career Highs: Points: 11 vs. Nicholls (12-10-15) Rebounds: 3 - two times Assists: 2 vs. Nicholls (12-10-15)	RPG -- -- --	APG -- -- --	FG -- -- --	3FG -- -- --	FT -- -- --	Has not played this season (back)... Played in 25 games last season as a true freshman (10.0 mpg)... Reached double figures in scoring twice (11 vs. Nicholls, 10 at LBSU)... Played a career-high 21 minutes vs. Kansas... Knocked down multiple 3-pointers five times... Made a career-high three 3-pointers twice (Little Rock, Nicholls)... Saw action in two of SDSU's four NIT games (IPFW, vs. George Washington).
3	Trey Kell <i>Guard, 6-4, 210, Jr.-2L</i> <i>San Diego, Calif. (St. Augustine HS)</i>	PPG 16-17 13.9 MW -- Career Highs: Points: 27 vs. Fresno State (1-19-16) Rebounds: 10 at Nevada (1-26-16) Assists: 7 vs. Savannah State (11-28-16)	RPG 4.2 -- --	APG 2.8 -- --	FG 41.0 -- --	3FG 27.9 -- --	FT 83.7 -- --	Preseason all-MW... all-Diamond Head Classic: 13.3 ppg, 3.7 rpg, 4.0 apg... 19 pts., 4 ast., 0 TO, career-high 5 stl. vs. Tulsa... 11 pts., game-high 5 ast. vs. Southern Miss... 23 pts. vs. USD, 20 vs. Arizona St... Career-high 7 ast., 1 TO vs. Savannah St... 16 pts., career-high 4 3FG at Loyola... Only 13 PFs in 373 mins... Scored in double figures 43x in his career (4 20-pt gms)... 33 of last 38 gms. w/3FGM... 1 TO or less 47x.
4	Dakarai Allen <i>Guard, 6-5, 200, Sr.-3L</i> <i>Elk Grove, Calif. (Sheldon HS)</i>	PPG 16-17 7.6 MW -- Career Highs: Points: 16 vs. Illinois State (11-13-15) Rebounds: 9 vs. SD Christian (11-16-16) Assists: 4 - three times	RPG 4.3 -- --	APG 1.7 -- --	FG 47.2 -- --	3FG 18.2 -- --	FT 67.9 -- --	Pronounced Duh-KAR-ee... T-1st on team in blks. (11), 2nd in stls. (15) and rebs. (51)... Career-high 5 blks. vs. SD Christian; Only Aztec at 6-5 or shorter to have 5 blks. in a game since at least '96-97... Career-high 4 stl. vs. Ala. State... Career-high 38 mins. vs. San Francisco... 1st in the nation last year in points per possession allowed (0.591) among players w/at least 200 poss. defended... 14 career double-digit scoring games.
5	Jalen McDaniels <i>Forward, 6-9, 190, Fr.-HS</i> <i>Federal Way, Wash. (Federal Way HS)</i>	PPG 16-17 -- MW -- Career Highs: Points: Rebounds: Assists:	RPG -- -- --	APG -- -- --	FG -- -- --	3FG -- -- --	FT -- -- --	Preseason MW Co-Freshman of the Year... Has not played this season... Is the only true freshman on the team... Four-star player by Scout and 247Sports... No. 98 on Rivals 150... Led Federal Way High to a 29-0 record and a state title, its second straight, as a senior in 2015-16... Named AP Washington state Class 4A first-team player as a senior... All-state selection by USA Today and The News Tribune.
10	Max Hoetzel <i>Forward, 6-9, 210, So.-TR</i> <i>Calabasas, Calif. (Indiana)</i>	PPG 16-17 7.7 MW -- Career Highs: Points: 19 vs. Miss. Valley St. (11-14-14) Rebounds: 9 vs. Miss. Valley St. (11-14-14) Assists: 2 - two times	RPG 4.2 -- --	APG 0.3 -- --	FG 30.9 -- --	3FG 28.3 -- --	FT 85.7 -- --	Started last 2 gms... CH 4or 3-pointers (4-8) en route to 12 points vs. Arizona St... 15 pts., team-high 8 rebs. in 17 mins. vs. Savannah St... 11 pts. (2-5 3FG), team-best 7 rebs. in debut vs. Cal... 15 3FG (4th on team) in 9 GP... 12-14 FT this season... Sat out '15-16 after transferring from Indiana (31 GP in 14-15)... 2.4 points and 1.3 rebounds as a true freshman... Helped IU to the 2015 NCAA tourney.
11	D'Erryl Williams <i>Guard, 6-3, 205, Sr.-3L</i> <i>Sacramento, Calif. (Sheldon HS)</i>	PPG 16-17 2.0 MW -- Career Highs: Points: 9 vs. SD Christian (11-18-15) Rebounds: 9 vs. SD Christian (11-16-16) Assists: 4 vs. Nicholls (12-10-15)	RPG 3.4 -- --	APG 1.9 -- --	FG 46.7 -- --	3FG 2/3 -- --	FT 0/2 -- --	Pronounced Dee-AIR-ol... 16.3 mpg last 4 games... 6 rebs. vs. Southern Miss in 22 mins... Career-high 9 rebs. in 30 mins. vs. SD Christian... Is 2-for-3 3FG after entering year 3-for-7 3FG in his career... Committed only 30 TOs in 528 career mins... Has only 5 multi-turnover gms. in 64 career outings... 14 of his 15 assists have come in last 6 gms... 3x MW Academic Team; Only Chris Walton has done it 4x (01, 02, 04, 05).
14	Zylan Cheatham <i>Forward, 6-9, 220, So.-1L</i> <i>Phoenix, Ariz. (South Mountain HS)</i>	PPG 16-17 11.8 MW -- Career Highs: Points: 18 vs. Savannah State (11-28-16) Rebounds: 13 vs. So. Miss (12-22-16) Assists: 4 vs. Kansas (12-22-15)	RPG 6.8 -- --	APG 1.4 -- --	FG 54.8 -- --	3FG 2/6 -- --	FT 78.3 -- --	Pronounced Zy-lin CHEAT-um... Leading rebounder... Diamond Head Classic MOP: 15.7 ppg, 9.3 rpg, .667 FG, .857 FT... 16 pts., 11 rebs. vs. San Francisco... 16 pts., CH 13 rebs. vs. Southern Miss... CH 18 pts. (6-6 FG; 3rd-best in Fisher era) vs. Savannah St... 17 pts., 12 rebs. at GCU... 17 double-digit scoring gms., 9 double-digit reb. gms., 5 double-doubles... 50.0+ FG pct. in 32 games.
20	Matt Shrigley <i>Forward, 6-6, 180, Sr.-3L</i> <i>San Diego, Calif. (La Costa Canyon HS)</i>	PPG 16-17 5.9 MW -- Career Highs: Points: 16 at Colorado State (1-24-15) Rebounds: 5 - five times Assists: 6 vs. Air Force (2-13-16)	RPG 2.7 -- --	APG 0.6 -- --	FG 36.4 -- --	3FG 37.5 -- --	FT 1/2 -- --	Started vs. Alabama State... 10 pts. off bench (3-7 3FG) vs. California... 15 pts. (career-high 5 3FG) vs. Savannah St... 18 3-pointers last 9 games (2.0 3FG per game) and 7 3FG over last 3 games... 4 blks. last 2 games... 94 career games played, 2nd most among current Aztecs (21 starts)... Team leader with 113 career 3FG, which ranks 11th in school history... Only 55 TOs in 1,614 career minutes.
21	Malik Pope <i>Forward, 6-10, 210, Jr.-2L</i> <i>Sacramento, Calif. (Laguna Creek HS)</i>	PPG 16-17 8.9 MW -- Career Highs: Points: 22 at Colorado State (1-24-15) Rebounds: 12 vs. Washington (3-21-16) Assists: 5 vs. UNLV (3-5-16)	RPG 4.7 -- --	APG 1.4 -- --	FG 46.3 -- --	3FG 26.7 -- --	FT 53.3 -- --	Pronounced muh-LEEK... Missed first 3 games of yr. vs. Tulsa, vs. USF (knee)... Debuted vs. Cal, had 14 pts, 5 rebs... Season-high 7 rebs., 3 ast. at Loyola... 16 pts., 7 rebs. vs. Alabama St... CH 3 blks. vs. Southern Miss... 9 assists the last 5 games (1.8 apg)... Averaged 11.7 pts. (475 FG, .500 3FG), 6.9 rebs. over his final 13 games last season... SDSU is 1-3 in his career when he scores 10+ pts... Had 4 double-doubles last year, including 3 in his final 5 games.
23	Montaque Gill-Caesar <i>Guard, 6-6, 215, So.-TR</i> <i>Vaughn, Ontario, Canada (Missouri)</i>	PPG 16-17 3.9 MW -- Career Highs: Points: 21 vs. UMKC (11-14-14) Rebounds: 7 vs. UMKC (11-14-14) Assists: 3 vs. Florida (2-24-15)	RPG 1.9 -- --	APG 0.3 -- --	FG 28.0 -- --	3FG 26.3 -- --	FT 82.4 -- --	Pronounced MON-take... Preseason MW Newcomer of the Year... 9 pts. vs. Tulsa... Started his 1st game at SDSU vs. USD... Team-high 6 rebs. at Gonzaga... 12 pts., 5 rebs. vs. Savannah St... 11 pts. (4-4 FT) vs. Alabama St... 2 starts at SDSU... Sat out '15-16 after transferring from Mizzou... In '14-15, finished w/highest scoring avg. (9.1) for an MU freshman since '06-07... 11.5 pts. through MU's non-league schedule.
24	Nolan Narain <i>Forward, 6-9, 220, Fr.-RS</i> <i>Hamilton, Ontario, Canada (La Lumiere School)</i>	PPG 16-17 1.3 MW -- Career Highs: Points: 4 vs. SD Christian (11-16-16) Rebounds: 1 - two times Assists: N/A	RPG 0.7 -- --	APG 0.0 -- --	FG 28.6 -- --	3FG 0/2 -- --	FT 0/0 -- --	Played in 6 games, averaging 6.8 mins... Min. 1 reb. in last 4 gms... Redshirted last season as a true freshman... Enrolled a year early at SDSU and practiced with the team... A consensus four-star player out of high school following his 2014-15 season at La Lumiere... Helped La Lumiere to a 20-2 record and a No. 1 ranking in the state of Indiana in his final season... Averaged 16 points, 10 rebounds and 2 blocked shots.
42	Jeremy Hemsley <i>Guard, 6-3, 180, So.-1L</i> <i>Rancho Cucamonga, Calif. (Damien HS)</i>	PPG 16-17 16.2 MW -- Career Highs: Points: 28 at Grand Canyon (12-7-16) Rebounds: 6 - three times Assists: 9 vs. Savannah State (11-28-16)	RPG 2.8 -- --	APG 2.4 -- --	FG 49.2 -- --	3FG 56.9 -- --	FT 67.5 -- --	Diamond Head Classic: 13.7 pts... DNP vs. Alabama St. (foot), but returned and started vs. Southern Miss (9 pts)... 20 pts. (5-7 3FG) vs. Tulsa... Last 2 gms: 7-11 3FG... Led team in scoring 6x and in assists 5x... Career-high 28 pts. (7-8 3FG) vs. GCU... Career-high 9 asts., 0 TO vs. Savannah St... 25 pts. (CH 9 FG) vs. USD... Has eight 20-pt. games... 14 pts. at Gonzaga, 15 pts. vs. Cal... Team-best 29 3FG... Double figures in scoring 35x.
45	Valentine Izundu <i>Center, 6-10, 240, Sr.-TR</i> <i>Houston, Texas (Washington State)</i>	PPG 16-17 1.3 MW -- Career Highs: Points: 10 - three times Rebounds: 7 - four times Assists: 2 vs. New Mexico (12-25-15)	RPG 3.2 -- --	APG 0.2 -- --	FG 40.0 -- --	3FG 0/0 -- --	FT 2/9 -- --	T-1st in blks. (11)... Game-high 2 blks. in SDSU debut vs. USD... Started at Gonzaga (2 blks)... 7 pts., CH 7 rebs., 2 blks. vs. Savannah St... CH 7 rebs., SH 25 mins. at GCU... Season-high 3 blks. vs. Alabama St... Grad transfer from Wash. St. (23 GP, 13 GS)... Blocked 50 shots a year ago (98th in Div. I)... Career-high 6 blks. vs. Idaho St... Pac-12 All-Academic 2nd-Team... Played first 2 seasons at Houston (24 GP).

red indicates projected starter, black indicates reserve, gold indicates inactive.

SCHEDULE / RESULTS

Date	Opponent (Televis/Stream)	Time/Result	Note
N.11	San Diego (ESPN)	W, 69-59	► Hemsley: Career-high 25 points on career-high 9 FGs; Kell: 23 points; 1st time two Aztecs with at least 20 points since 1-15-12
N.14	at [14/14] Gonzaga (ESPN2)	L, 48-69	► Hemsley and Kell score a team-high 14 points; SDSU limits Gonzaga to 39.4 percent shooting and 33.3 percent from three-point range
N.16	San Diego Christian	W, 81-58	► Four players score in double figures, led by Hemsley's 23 points; SDSU shoots 56.1 percent and holds Hawks to 32.3 percent shooting
N.21	^vs. [rv/rv] California (PAC-12 Networks)	W, 77-65	► Five players score at least 10 points; Pope (14 pts., 5 rebs.) and Hoetzel (11 pts., 7 rebs.) make season debuts
N.28	Savannah State	W, 100-67	► Cheatham: 18 pts. (6-6 FG), 8 rebs.; Hemsley: 14 pts., 9 ast., 0 TO; SDSU holds SSU to season-low 67 points after averaging 93.6 ppg
D.3	at Loyola (ESPN3)	L, 59-65	► Aztecs outrebound LU, but allow them to shoot 50.9 percent from field, including 57.1 percent in 2nd half; Kell: 16 pts. (CH 4 3FG)
D.7	at Grand Canyon (CW6 - Phoenix)	L, 72-76	► Hemsley: Career-high 28 pts. (career-high 7 3FG); Grand Canyon shoots 51.8 percent from the field, including 58.3 percent in 2nd half
D.10	Arizona State (CBS Sports Network)	L, 63-74	► Aztecs, who led by 7 at halftime, allow ASU to shoot 50% from the floor, 50% from three and 100% from FT line in the 2nd half
D.12	Alabama State (Campus Insiders)	W, 73-41	► SDSU shoots 55.6 percent from the field and limits Alabama State to 25.0 percent shooting; Pope: 16 pts. (6-10 FG), 7 rebs.
D.22	#vs. Southern Miss (ESPN2)	W, 66-51	► San Diego State leads at halftime, 36-20, thanks to 46.4 percent shooting; Cheatham: 16 pts., CH 13 rebs.
D.23	#vs. Tulsa (ESPN2)	W, 82-63	► With game tied at 52, SDSU takes 10 straight three-pointers and makes seven; Hemsley: 20 pts. (5-7 3FG); Kell: 19 pts., CH 5 stls.
D.25	#vs. San Francisco (ESPN2)	W, 62-48	► Hold the nation's fifth-best three-point shooting team to 20.0 percent (4-20); Cheatham: 16 pts., 11 rebs., Most Outstanding Player
J.1	*New Mexico (CBS Sports Network)	2 p.m. PT	► San Diego State has won four straight in the series (65 points); Fisher has defeated UNM 21 times
J.4	*at Nevada (ESPN2)	8 p.m. PT	► Aztecs lead the series 12-3, including seven straight wins in the series; Last 2 wins in Lawlor by a total of 5 pts.
J.7	*at Boise State (ESPN)	9 p.m. MT	► Each road team in the series won by 3 points last season; Aztecs lead all-time series 9-4 (3-2 in Boise)
J.10	*San José State (ESPN)	8 p.m. PT	► SDSU has won six straight in the series and now owns a 35-34 advantage; Spartans have not won in Viejas
J.14	*Utah State (ESPN3)	7 p.m. PT	► The Aztecs swept the Aggies last season (3-0, 24 pts.); SDSU has won 7 straight in series (last loss: 11/24/98)
J.17	*at UNLV (ESPN or ESPN3)	8 p.m. PT	► SDSU has won a school-record 8 straight games against UNLV; Aztecs have won 5 straight road games in series
J.24	*at Air Force (ESPN or ESPN3)	9 p.m. MT	► San Diego State plays at Air Force for first time since Jan. 20, 2015; SDSU has won 6 straight in series
J.28	*Colorado State (CBS Sports Network)	3 p.m. PT	► SDSU leads series, 40-38; Aztecs have won 4 straight vs. Rams; SDSU won 13 straight at home vs. CSU
J.31	*Wyoming (CBS Sports Network)	8 p.m. PT	► Aztecs trail series, 40-39; SDSU has won 4 of 5 and 10 of 13; SDSU has won last 8 vs. UW in Viejas
F.4	*at Fresno State (ESPN3)	4 p.m. PT	► Rematch of the 2016 Mountain West Conference championship game; Aztecs last win in Fresno, 3/1/14
F.7	*at San José State (CBS Sports Network)	8 p.m. PT	► Aztecs won 6 straight and are 5-0 vs. SJSU since Spartans joined MW; SDSU has won last 3 games in San Jose by 65 points
F.12	*Nevada (CBS Sports Network)	1 p.m. PT	► SDSU is 5-1 at home vs. Nevada (3 straight wins); MW era home wins by 13, 15 and 24 points
F.15	*at Utah State (CBS Sports Network)	8 p.m. MT	► Aztecs have won in last two visits to Logan (5 pts. in OT (2014) and 3 pts. (2016))
F.19	*UNLV (CBS Sports Network)	1 p.m. PT	► San Diego State 7-1 in last 8 home games vs. UNLV; Claimed a 92-56 win on "Senior Night" last year
F.22	*Fresno State (CBS Sports Network)	8 p.m. PT	► Aztecs have defeated the Bulldogs 6 straight times in Viejas; Last 5 gms. in Viejas, Fresno is 36.0 pct. from floor
F.25	*at Colorado State (CBS Sports Network)	6 p.m. MT	► SDSU 8-3 in last 11 visits to Moby; Aztecs will try for consecutive wins in Moby for 1st time since 2010-11
M.1	*Air Force (CBS Sports Network)	7 p.m. PT	► Aztecs have won 11 straight home games against the Academy (+149 pts.); During streak, +80 rebs.; +47 TOs
M.4	*at New Mexico (CBS Sports Network)	8 p.m. MT	► Won 2 straight and 7 of last 11 at The Pit; Since 05-06, SDSU is 7-4 at UNM, rest of the country: 22-151
M.8	+at MW First Round	TBD	► SDSU has never played in the first round of the MW Championship; Teams that finish in 6th-11th place play in the first round
M.9	+at MW Quarterfinals (CBS Sports Network)	TBD	► San Diego State has won nine straight MW quarterfinal games
M.10	+at MW Semifinals (CBS Sports Network)	TBD	► The Aztecs are 7-1 in their last eight MW semifinal games and have won three straight
M.11	+at MW Finals (CBS)	3 p.m. PT	► SDSU has reached the MW championship game three straight seasons and in seven of the last eight years

^ - Golden 1 Center (Sacramento, Calif.), # - Hawaiian Airlines Diamond Head Classic (Stan Sheriff Center; Honolulu, Hawaii), * - Mountain West game, + - MW Championship (Thomas & Mack Center; Las Vegas, Nev.)

SERIES HISTORY VS. NEW MEXICO

- This is the 83rd meeting between New Mexico and San Diego State with the Lobos owning a 44-38 advantage in the series.
- Since 2010, San Diego State has won 11 of the 18 meetings (11-7) with New Mexico.
- Since the 2005-06 campaign, San Diego State has won 17 of the last 26 meetings (17-9).
- The Aztecs are looking to match the longest series winning streak during the Steve Fisher era. SDSU once won five in a row vs. the Lobos, which covered the season series in 2006, 2007 and the first game of 2008.
- San Diego State has won seven of the last eight (7-1) and nine of the last 11 (9-2) at home vs. New Mexico.
- Eleven of the last 13 meetings between SDSU and UNM at Viejas Arena have been decided by 10 points or less, and 19 of the last 22 have also had a winning margin of 10 or less.
- Steve Fisher has guided SDSU to 21 of its 38 all-time wins vs. New Mexico and eight of the school's 11 victories at The Pit.
- Since 2006, San Diego State has beaten the Lobos on Bob King Court seven times. Since that MW championship season, the Aztecs are 7-4 at The Pit.
- Since the start of 2005-06, SDSU has handed New Mexico seven of their 29 home losses, which is the most by any opponent.
- At neutral sites, New Mexico has won five of the seven all-time meetings (5-2).

SDSU vs. UNM	G-GS	FG-A	3FG-A	FT-A	REB	AVG.	A	TO	BS	ST	PTS	AVG	HI
Malik Pope	4-1	13-22	5-9	8-8	15	3.8	5	3	2	4	39	9.8	20
Trey Kell	4-2	11-35	4-19	11-13	13	3.3	6	5	1	4	37	9.3	15
Jeremy Hemsley	2-1	10-20	3-9	10-10	6	3.0	1	3	1	1	33	16.5	23
Zylan Cheatham	2-2	6-6	1-1	5-6	8	4.0	1	1	4	2	18	9.0	9
Matt Shrigley	7-2	5-21	4-20	4-5	11	1.6	5	3	1	3	17	2.4	8
Dakarai Allen	5-0	7-14	1-4	2-2	9	1.8	4	4	2	3	17	3.4	11
D'Erryl Williams	2-0	0-0	0-0	0-0	1	0.5	0	0	0	0	0	0.0	0
Ben Perez	1-0	0-0	0-0	0-0	0	0	0	0	0	0	0	0.0	0

DIAMOND HEAD CLASSIC CHAMPIONS

- The Aztecs won the 2016 Hawaiian Airlines Diamond Head Classic in Honolulu, Hawaii, over the Christmas holiday. All three victories (Southern Miss - 15, Tulsa - 19, San Francisco - 14) were by double figures and came by an average of 16.0 points.

MEDIA RELATIONS

MEDIA RELATIONS OFFICE

Fowler Athletics Center
5302 55th Street, Suite 3014
San Diego, CA 92182
■ Office: 619.594.5547
■ Fax: 619.582.6541

MIKE MAY

Senior Associate A.D. of Communications and Media Relations

- Coach Fisher Interviews
- E-Mail: mmay@mail.sdsu.edu
- Office: 619.594.5547
- Cell: 619.957.8372

DARIN WONG

Assistant A.D. - Media Relations

- Student-Athlete Interviews
- E-Mail: dwong@mail.sdsu.edu
- Office: 619.594.5547
- Cell: 310.489.2378
- Twitter: @dwong_

STAY CONNECTED

- Athletics Website: goaztecs.com
- Twitter: @GoAztecs / @Aztec_MBB
- Facebook: facebook.com/goaztecs
- Instagram: @goaztecs
- YouTube: youtube.com/goaztecscom

SERIES HISTORY VS. NEW MEXICO

NEW MEXICO LEADS, 44-38

Home: 25-12, Away: 11-27, Neutral: 2-5

Date	Location	Score
J.2.76	San Diego (SA)	W 78-58
D.20.76	Albuquerque	L 104-107
J.25.79	*San Diego (SA)	W 78-72
F.24.79	*Albuquerque	L 78-84
J.19.80	*Albuquerque	L 72-73
F.14.80	*San Diego (SA)	W 76-74
J.30.81	*Albuquerque	L 98-100
M.7.81	*San Diego (SA)	W 92-84
J.14.82	*San Diego (SA)	W 78-62
F.20.82	*Albuquerque	W 86-79
F.3.83	*Albuquerque	W 61-37
M.5.83	*San Diego (SA) (d)	W 77-73
J.14.84	*Albuquerque	W 74-68
F.11.84	*San Diego (SA) (d)	W 61-60
J.18.85	*Albuquerque	L 85-94
F.16.85	*San Diego (SA)	W 99-80
M.8.85	^N-El Paso, Texas (SF)	W 98-84
J.16.86	*San Diego (SA)	W 71-68
M.1.86	*Albuquerque	ot-L 92-95
J.3.87	*San Diego (SA)	L 84-88
F.14.87	*Albuquerque	L 66-76
J.14.88	*San Diego (SA) (18)	W 64-59
F.12.88	*Albuquerque	L 85-93
J.21.89	*San Diego (SA) (d)	L 76-83
M.2.89	*Albuquerque	L 72-102
J.18.90	*San Diego (SA)	W 78-62
F.24.90	*Albuquerque	L 69-91
J.17.91	*San Diego (SA)	W 52-51
J.24.91	*Albuquerque	L 68-79
J.16.92	*Albuquerque	L 68-90
J.25.92	*San Diego (SA) (d)	L 61-71
J.17.93	*San Diego (PG) (d)	L 52-77
F.20.93	*Albuquerque	L 55-71
J.13.94	*Albuquerque	L 59-72
F.17.94	*San Diego (PG)	L 61-65
M.10.94	^N-Salt Lake City (QF)	L 46-61
J.9.95	*San Diego (PG)	ot-W 72-69
F.25.95	*Albuquerque	L 42-67
J.8.96	*Albuquerque (25)	L 74-77
F.22.96	*San Diego (SA)	L 78-83
M.7.96	^Albuquerque (QF)	L 75-94
J.7.99	*Albuquerque (15)	L 60-90
F.8.99	*San Diego (CA) (17)	L 60-85
F.5.00	*San Diego (CA) (d)	L 57-78
F.26.00	*Albuquerque	L 49-78
J.8.01	*San Diego (CA)	L 67-75
F.17.01	*Albuquerque (d)	L 54-72
F.2.02	*Albuquerque	W 78-65
F.28.02	*San Diego (CA)	W 84-71
J.25.03	*Albuquerque	L 62-66
F.24.03	*San Diego (CA)	W 89-73
F.2.04	*San Diego (CA)	W 72-68
F.28.04	*Albuquerque	L 60-72
J.31.05	*Albuquerque	L 71-88
F.26.05	*San Diego (CA)	L 61-78
M.11.05	^N-Denver (PC) (SF)	L 67-77
J.25.06	*San Diego (CA)	W 75-69
F.25.06	*Albuquerque (d)	W 73-66
J.17.07	*San Diego (CA)	W 73-68
F.20.07	*Albuquerque	ot-W 81-74
J.12.08	*Albuquerque	W 72-67
F.13.08	*San Diego (CA)	L 63-73
J.21.09	*San Diego (CA)	W 81-76
F.21.09	*Albuquerque (d)	L 49-75
J.5.10	*San Diego (VA) (15/14)	W 74-64
F.6.10	*Albuquerque (d) (15/23) (:02.7)	ot-L 86-88
M.12.10	^N-Las Vegas (SF) (8/8)	W 72-69
J.15.11	*Albuquerque (d)	W 87-77
F.16.11	*San Diego (VA)	W 68-62
J.18.12	*Albuquerque	W 75-70
F.15.12	*San Diego (VA)	L 67-77
M.10.12	^N-Las Vegas (CH) (d)	L 59-68
J.26.12	*San Diego (VA) (d) (15/17)	W 55-34
F.27.13	*Albuquerque (14/14)	L 60-70
M.15.13	^N-Las Vegas (SF) (15/14)	L 50-60
F.22.14	*Albuquerque	L 44-58
M.8.14	*San Diego (VA) (21/21)	W 51-48
M.15.14	^N-Las Vegas (CH) (d) (20/20)	L 58-64
J.6.15	*San Diego (VA)	W 56-42
F.17.15	*Albuquerque	W 63-46
F.6.16	*San Diego (VA) (:06.6)	ot-W 78-71
M.1.16	*Albuquerque	W 83-56

SA - San Diego Sports Arena, PG - Peterson Gym, CA - Cox Arena, VA - Viejas Arena, d - Day Game, 1R - First Round, QF - Quarterfinal, SF - Semifinal, CH - Championship, N - Neutral, PC - Pepsi Center, (#/#) - Opponent National Ranking, X:XX - Game-Tying or -Winning Shot

■ With the tournament win, it gave Steve Fisher his second victory at the event. He and his 1992 Michigan team won what was then called the Rainbow Classic.

■ The Aztecs became the first Mountain West team to win the tournament, which has been in existence since 2009. Prior to the victory, MW teams were 0-3 in the title game.

■ San Diego State, which has experienced success in eight-team tournament events, improved to 13-2 in those type of events since the start of the 2008-09 campaign.

■ During the run, Aztecs have made the championship game all five times, winning the 2009 Great Alaska Shootout, the 2013 Wooden Legacy and the 2016 Diamond Head Classic. SDSU fell short in the 2012 Diamond Head Classic and the 2014 Maui Invitational.

ANSWERING THE BELL

■ A major reason SDSU won the Diamond Head Classic was its ability to put teams away when the score was tight.

■ In the opening round game vs. Southern Miss, the Golden Eagles trimmed an 18-point deficit down to five with 11:59 left in the second half. How did the Aztecs answer? They went on an 18-4 run that gave them a 66-47 lead with 2:03 to go.

■ Against Tulsa in the semifinals, San Diego State had to twice answer the call. The Aztecs fell behind, 8-0, and a few minutes later, they were ahead, 14-11. SDSU went into halftime up, 41-37, but found itself tied at 52 with 11:08 left. San Diego State went on to attempt 10 straight three-pointers, making seven, and later led, 73-56, with 5:47 left in the second half (21-4 run).

■ On Christmas in the title game vs. San Francisco, the Dons crept to within two points with 11:46 to go in the second half (41-39). The Aztecs answered with a Matt Shrigley three-pointer, the first of two straight, which spurred a 16-8 run that gave SDSU a 10-point lead with 4:19 left. USF never got closer than nine points the rest of the way as the Aztecs captured the tournament trophy.

COLLEGE BASKETBALL WORLD, MEET ZYLAN CHEATHAM

■ Zylan Cheatham introduced himself to the nation with his three performances at the Diamond Head Classic. In three games, all on ESPN2, the sophomore averaged 15.7 points, 9.3 rebounds, 1.3 assists and 1.3 steals, while shooting 66.7 percent from the field (14-21) and 85.7 percent from the free-throw line (18-21). He also had the No. 8 play on SportsCenter's Top 10 on Christmas night.

■ In the opener vs. Southern Miss, he had a game-high 16 points and a career-high 13 rebounds to go with three assists. Against Tulsa, he went for 15 points, four rebounds and two steals. And finally in the title game vs. San Francisco, he produced a team-high 16 points and a game-high 11 rebounds, while adding two steals.

■ At the end of the tournament, Cheatham was named the Most Outstanding Player and was joined on the all-tournament team by Trey Kell (13.3 ppg, 3.7 rpg, 4.0 apg, 1.0 tpg).

TREY AND NOT TREY KELL

■ The Aztecs made a ton of treys at the Diamond Head Classic and Trey Kell played a major role. But as a team, San Diego State made 29 three-pointers over three games to set a tournament record, besting the previous record of 28.

■ SDSU made seven vs. Southern Miss, 13 vs. Tulsa and nine vs. San Francisco. For the tournament, it shot 29-for-85 or 34.1 percent.

■ Jeremy Hemsley led the way with eight three-pointers, Matt Shrigley had seven, Kell had five, Max Hoetzel had three, Malik Pope and Dakarai Allen each had two, and Zylan Cheatham and Montaque Gill-Caesar had one apiece.

DEADLY FROM BEHIND THE ARC

■ Jeremy Hemsley is shooting 56.9 percent from behind the three-point arc (29-for-51), which is seventh nationally through Dec. 28 games.

■ At the Diamond Head Classic, he was 8-for-16 from three-point distance (.500).

GOOD LUCK GETTING 70

■ The Aztecs have been one of the top defensive teams nationally and teams have had issues scoring 70 points as just two of their 12 opponents have broken the 70-point barrier. Dating to last season, San Diego State has allowed just three of its last 26 foes to hit the mark (Washington in the 2016 NIT, Grand Canyon, Arizona State).

■ Since the start of 2015-16 Mountain West season through the first 12 games of the this season, only four teams have scored at least 70 points. Besides Washington, Grand Canyon and Arizona State, the other was New Mexico when the Aztecs defeated the Lobos in overtime, 78-71. SDSU is 29-8 over that time frame and allowing 61.0 points per game, good for fifth nationally, through Dec. 28 games.

■ In home games, nine of the last 11 visitors, have failed to score 70 points.

SHRIG-THREE

■ Matt Shrigley has knocked down 18 3-pointers in his last nine games, which is the most of his career in a nine-game stretch.

■ He is making 37.5-percent of his attempts from behind the arc and his accuracy to date is a welcomed sight after he made just 14-of-49 (.286) last season after returning in late January from an ACL injury suffered in July.

■ The Aztecs are 5-0 this season and 26-4 in his career when he makes multiple treys in a game.

GUARD WITHOUT FOULING

■ San Diego State's starting backcourt of Trey Kell and Jeremy Hemsley have committed just 37 fouls between them, while averaging 31.1 and 29.4 minutes, respectively.

■ Kell is tied for third nationally with 13 fouls among players with at least 12 games played and averaging at least 30.0 minutes per outing (through Dec. 28).

HELPING OTHERS

■ Jeremy Hemsley assisted on nine San Diego State baskets vs. Savannah State and had no turnovers in 28 minutes. His 9-assist, 0-turnover performance marked the second time since 1996-97 that an Aztec had at least nine assists and zero turnovers. Chase Tapley, who is a student manager for the team, accomplished the feat vs. Division III Pomona-Pitzer on Dec. 31, 2009. Hemsley is the first to do it since 1996-97 vs. a Division I team.

■ Trey Kell had seven assists and one turnover vs. the Tigers. He and Hemsley became the 20th and 21st Aztecs to have at least seven assists and one turnover or less in a game since 1996-97.

100 EMOJI

■ The 100 emoji could have been used multiple times following SDSU's game vs. Savannah State. The Aztecs scored 100 points and Zylan Cheatham shot 100 percent from the floor after his 6-for-6 performance.

■ It was the 41st time the Aztecs reached the 100-point mark and first since Dec. 27, 2013, when they put up 118 on St. Katherine College. It was the first time SDSU scored 100 points vs. a Division I team since Dec. 12, 2006, vs. Campbell.

■ As for Cheatham, his 6-for-6 effort was tied for the third-best shooting night in the Steve Fisher era, which is in its 18th season. It is the eighth time an Aztec has made all six of his attempts from the field. Only Billy White in 2009 (12-for-12) and Aerick Sanders in 2003 (11-for-11) were better.

■ Cheatham later put up another 100-percent shooting night, going 5-for-5 from the floor against Alabama State. He finished that game with 11 points, six rebounds, three assists, two blocked shots and one steal.

SHOOTING THE VIEJAS LIGHTS OUT

■ Jeremy Hemsley has shot the ball well all year, but exceptionally well inside Viejas Arena. The sophomore is 25-for-44 from the floor (.568) and made a career-high nine field goals in each of the first two home games of the year. He is also 9-for-17 from three-point distance (.529). In home games, he is averaging 18.0 points.

DEFENSIVE STOPPER

■ Dakarai Allen, known clogging passing lanes, blocked a game- and career-high five shots vs. San Diego Christian. His effort made him the fourth player nationally, standing at 6-5 or shorter, to have at least five rejections in a game this season. At an Aztec level, he became the first such player to accomplish the feat since 1996-97.

■ Allen currently ranks tied for first on the team in blocked shots (11) and second in steals (15).

OPPORTUNITY KNOCKED

■ Opportunity knocked and D'Erryl Williams answered. The senior guard set then-career-highs vs. San Diego in rebounds (5), steals (2, tied) and minutes (29), while making his only three-point attempt, something he did at Gonzaga as well. Then vs. San Diego Christian, he established new personal bests with nine rebounds and 30 minutes, to go with four points and three assists.

■ More recently, the guard has played in four straight games and is averaging 16.3 minutes to go with 2.0 assists.

■ Williams is 2-for-3 from 3-point distance this season after entering the year having made 3-of-7 from behind the arc in his career.

■ Fourteen of the senior's 15 assists on the season have come in his last six appearances.

20-POINT DUO

■ Jeremy Hemsley and Trey Kell, one of the top backcourts in the nation, exploded for 25 and 23 points, respectively, in the season opener vs. San Diego. The two became the first Aztec teammates to score at least 20 points in a game since Jamaal Franklin scored 24 points and James Rahon added 22 vs. UNLV on Jan. 15, 2012.

GOOD OMEN?

■ Montaque Gill-Caesar started the opener vs. USD in what amounted to his first career game as an Aztec after transferring from Missouri. He became the first San Diego State player to start in his first game of his first season of eligibility following a transfer since Josh Davis (Tulane) in 2013-14. That season, the Aztecs went 31-5 (16-2 Mountain West) and advanced to the Sweet 16.

AZTEC STAPLE: DEFENSE

■ The Aztecs have been one of the elite defensive teams in the nation over the last few seasons and this year they are returning eight letterwinners off a team that finished first in the nation last season in field-goal percentage defense (.373), third in scoring defense (60.6), fifth in total blocked shots (207), sixth in total rebounds (1,475), seventh in three-point field-goal percentage defense (.300) and 10th in blocked shots per game (5.4).

■ SDSU was fourth nationally last year in defensive adjusted efficiency (90.3), according to KenPom. In other defensive metrics, the Aztecs were first in effective field-goal percentage (.425), second in three-point percentage (.294), fourth in block percentage (.150) and fifth in two-point percentage (.416).

■ 2013-14 ranks: 2nd in scoring defense, 6th in scoring margin, 8th in field-goal percentage defense.

■ 2014-15 ranks: 2nd in scoring defense, 7th in field-goal percentage defense, 24th in blocked shots.

DAKARAI ISLAND

■ Senior Dakarai Allen established himself as one of the top defenders in the nation last season. The Elk Grove, California native ranked first in the country last year in points per possession allowed (0.591) among 949 Division I players with at least 200 possessions defended, according to Synergy.

KEY STARTING EXPERIENCE

■ Senior Dakarai Allen and junior Malik Pope are two Aztecs who started a significant amount of games last season, but are not considered returning starters, and have logged heavy minutes this year when healthy. Allen earned the starting nod 17 times and Pope started on 16 occasions in 2015-16.

■ Senior Matt Shrigley, who was a returning starter heading into 2015-16, but was sidelined due to ACL surgery in July 2015, started 15 times in 2014-15.

■ Others with starting experience at the Division I level include, Montaque Gill-Caesar and Valentine Izundu, who each started 13 games at Missouri and Washington State, respectively.

AMONG THE BEST

BEST FOOTBALL AND MEN'S BASKETBALL WINNING PERCENTAGE SINCE THE BEGINNING OF THE 2010-11 ACADEMIC YEAR (through Dec. 28)

Rk.	Team	W	L	Pct.
1.	Ohio State	253	70	78.3
2.	Louisville	245	77	76.1
3.	San Diego State	240	80	75.0
4.	Wisconsin	244	82	74.8
5.	Oregon	239	86	73.5
6.	Michigan State	237	89	72.7
7.	North Carolina	236	91	72.2
8.	Duke	230	89	72.1
9.	Arizona	230	91	71.7
10.	Brigham Young	224	95	70.2

BEST MEN'S BASKETBALL WINNING PERCENTAGE SINCE THE BEGINNING OF THE 2010-11 SEASON (through Dec. 28)

Rk.	Team	W	L	Pct.
1.	Gonzaga	187	38	83.1
2.	Kansas	194	41	82.6
3.	Wichita State	188	41	82.1
4.	Duke	187	43	81.3
5.	Kentucky	192	46	80.7
6.	Arizona	183	48	79.2
7.	Louisville	182	50	78.4
8.	San Diego State	177	50	78.0
9.	Stephen F. Austin	159	49	76.4
10.	North Carolina	181	56	76.4

PRESEASON MOUNTAIN WEST POLL

Rk.	Team	Points	1P Votes
1.	San Diego State	293	23
2.	Nevada	253	--
3.	New Mexico	249	3
4.	Fresno State	200	1
5.	Boise State	164	--
6.	Utah State	153	--
7.	Colorado State	146	--
8.	UNLV	120	--
9.	Air Force	90	--
10.	Wyoming	73	--
11.	San José State	41	--

All-MW Team

Trey Kell, Jr., G, San Diego State

Cameron Oliver, So., F, Nevada

Elijah Brown, Jr., G, New Mexico

Jalen Moore, Sr., W, Utah State

Tim Williams, Jr., F, New Mexico

Player of the Year: Elijah Brown, Jr., G, New Mexico

Co-Freshmen of the Year: Jalen McDaniels, F, San Diego State; Koby McEwen, G, Utah State

Newcomer of the Year: Montaque Gill-Caesar, So., G, San Diego State

POLL TRACKER

SAN DIEGO STATE IN THE TOP-25 POLLS

Week	Associated Press		Coaches	
	Rk.	Points	Rk.	Points
Preseason	rv (30)	48	rv (35)	17
Nov. 14	rv (29)	54	rv (31)	20
Nov. 21	--	--	--	--
Nov. 28	rv (1-39)	1	--	--
Dec. 5	--	--	--	--
Dec. 12	--	--	--	--
Dec. 19	--	--	--	--
Dec. 26	--	--	--	--

AP POLL BREAKDOWN

Total Polls Ranked	66
Top 10 Rankings	21
Longest Consecutive Polls Ranked	23
Current Streak	0

Seasons Ranked	5
Consecutive Seasons Ranked	0

Highest Ranking	4 (Jan. 24, 2011)
Record As Ranked Team	97-22
Record As Ranked Team vs. AP Top 25	6-9
Record As Ranked Team vs. Unranked	91-13

LAST TIME SAN DIEGO STATE WAS...

Ranked: Feb. 23, 2015
Ranked In The Top 15: Dec. 1, 2014 (13th)
Ranked In The Top 10: March 10, 2014 (T-8th)
Ranked In The Top 5: Feb. 10, 2014 (5th)

RANK	WEEKS	RECORD
No. 1		
No. 2		
No. 3		
No. 4	1	1-1
No. 5	3	4-1
No. 6	8	12-3
No. 7	5	10-0
No. 8	1	2-1
No. 9	1	2-0
No. 10	2	3-0
No. 11	1	2-0
No. 12		
No. 13	7	8-6
No. 14	1	2-0
No. 15	2	2-3
No. 16	4	7-0
No. 17	4	6-1
No. 18	5	9-1
No. 19	2	2-1
No. 20	2	0-1
No. 21	2	4-0
No. 22	3	2-2
No. 23	1	1-0
No. 24	5	6-1
No. 25	6	9-0
TOTALS	66	97-22

NEW FACES

■ San Diego State welcomes three new faces to floor in transfers Montaque Gill-Caesar, Max Hoetzel and Valentine Izundu, and redshirt freshman Nolan Narain.

■ Gill-Caesar and Hoetzel transferred to SDSU from Missouri and Indiana, respectively, while Izundu is a graduate transfer from Washington State. The last time San Diego State had three transfers making their debut in one season was in 2012-13 when JJ O'Brien (Utah), Dwayne Polee II (St. John's) and James Johnson (Virginia) all became eligible. That team won 23 games and advanced to the NCAA tournament.

NEW FACES... NEXT YEAR

■ SDSU signed a pair of players from Southern California on the first day of the early signing period on Nov. 9. Inking National Letters of Intent were a versatile wing in Jordan Schakel and combo guard Adam Seiko.

■ Hailing from Torrance, Schakel helped Bishop Montgomery High School to the Del Rey League championship and an appearance in the CIF State Open Division regional final last season as a junior. A versatile wing, Schakel averaged 18.1 points and 7.1 rebounds, and knocked down 81 three-pointers en route to Daily Breeze all-area first-team and all-CIF Southern Section Open Division accolades. Standing at 6-6, 180 pounds, Schakel is a four-star player by both ESPN and Scout, and the 137th player nationally on the Rivals 150.

■ Seiko, a native of Chatsworth, inks with San Diego State out of Sierra Canyon High School. The 6-4, 195-pound combo guard averaged 9.0 points, 3.2 rebounds and 2.0 assists as junior, while knocking down 50.8 percent of his field-goal attempts (.424 3FG) over his prep career, according to MaxPreps. Seiko helped Sierra Canyon to the CIF Southern Section Open Division finals and the Open Division state regionals. He is a three-star player by Rivals.

NOT AN EASY TASK

■ Defeating SDSU at home has not been easy for opponents. Since the start of '05-'06, the Aztecs are 163-21 (.886) inside Viejas Arena.

■ Only 16 teams have won inside Viejas Arena since the start of 2005-'06. Of the 16, nine were non-conference foes.

BEST HOME RECORDS, SINCE 2005-'06 (Through Dec. 28)

Rk.	Team	W	L	Pct.
1.	Kansas	192	9	95.5
2.	Duke	177	14	92.7
3.	Gonzaga	157	16	90.8
4.	Brigham Young	167	18	90.3
5.	Ohio State	197	24	89.1
T6.	Belmont	128	16	88.9
T6.	Kentucky	176	22	88.9
8.	San Diego State	163	21	88.6
9.	Notre Dame	182	24	88.3
10.	Xavier	159	21	88.3

TOUGH AWAY FROM HOME

■ SDSU is 85-40 (68.0 percent) in road/neutral games since March 6, 2010, which is the sixth-highest winning percentage in the country.

BEST ROAD/NEUTRAL RECORDS, SINCE MARCH 6, 2010 (Through Dec. 28)

Rk.	Team	W	L	Pct.
1.	Gonzaga	95	30	76.0
2.	Wichita State	92	33	73.6
3.	Duke	96	36	72.7
4.	Kansas	94	38	71.2
5.	Kentucky	91	42	68.4
6.	San Diego State	85	40	68.0
7.	Louisville	75	37	67.0
8.	North Carolina	91	47	65.9
9.	Arizona	79	42	65.3
10.	Wisconsin	80	44	64.5

■ Included in that stretch are victories at Kansas, at Arizona, at Gonzaga, at New Mexico (four times), at UNLV (eight times), at California, at Utah State (twice), at Utah and at USC. Also included are neutral court victories over UCLA, California (twice), Marquette, Creighton, New Mexico, BYU (twice), Oklahoma, Pittsburgh and St. John's.

ATOP THE MOUNTAIN

■ Since the beginning of the Mountain West in 1999-'00, San Diego State has the most men's basketball championships than any other current member of the league, which is a remarkable feat considering the Aztecs went 0-14 in league play the first season (1999-2000) and 4-10 the second year (2000-'01). Here is the list of current Mountain West schools with their regular-season championships (includes ties) and tournament championships: 1. San Diego State 10, New Mexico 8, t-3. UNLV 3, t-3. Wyoming 3, 5. Air Force 1, Colorado State 1, Boise State 1, Fresno State 1.

MOUNTAIN WEST RECORDS (through Dec. 28), SINCE 2010-'11 SEASON (includes MW Championship)

Rk.	Team	W	L	Pct.	RS Championships	Tourney Championships
1.	San Diego State	91	26	77.8	5	1
2.	New Mexico	74	40	64.9	2	3
3.	Colorado State	62	50	55.4	0	0
4.	UNLV	63	51	55.3	0	0
5.	Boise State	50	43	53.8	1	0

6.	Fresno State	41	37	52.6	0	1
7.	Utah State	27	33	45.0	0	0
8.	Wyoming	45	65	40.9	0	1
9.	Nevada	30	46	39.5	0	0
10.	Air Force	35	73	32.4	0	0
11.	San José State	5	52	8.8	0	0

STREAKING THROUGH CALIFORNIA

- SDSU had won 47 straight games vs. teams from the state of California, a streak that dated to Dec. 2, 2009, before falling at Fresno State, 59-57, on Jan. 3, 2015.
- The Aztecs are now 60-4 in their last 64 vs. California schools and 50-1 in their last 50 vs. non-league California teams (50-0 in last 50 in games played indoors).
- San Diego State has also beaten seven Pac-12 schools during this remarkable run.
- The 47-game winning streak vs. California schools was the longest active streak in the country ahead of second-place BYU (22 straight vs. Colorado teams) and Pittsburgh (22 straight vs. Pennsylvania teams).
- Since the start of the 2010-11 season, San Diego State owns the best record of any school in California (177-50).

TOUGH TICKET

- The Aztecs have played in front of 77 straight regular-season home sellouts at Viejas Arena.
- The 2016-17 campaign represents the fifth straight year SDSU is sold out on a season-ticket basis.
- San Diego State has led all California Division I schools in average home attendance the last six seasons.
- By averaging 12,414 fans at its home games in 2015-16, SDSU ranked 29th nationally.

WE OWN THE SYSTEM

- San Diego State is a member of the California State University system and has won 21 straight home games against CSU schools. The streak dates to the 2000-01 campaign. The Aztecs' last loss to a Cal State school at home happened back on Jan. 5, 2000, against Cal State Fullerton, which occurred during Steve Fisher's first season at SDSU.
- SDSU has also won 21 consecutive non-conference games vs. its fellow CSU institutions. The Aztecs have not suffered a loss since Nov. 27, 2000, at Fresno State (WAC).

PRETTY GOOD WHEN LOW ON TIME

- The Aztecs have been good at preparing when short on time. When there is less than 24 hours to prepare, SDSU is 17-2 in its last 19 regular-season tries.

PROGRAM NOTES ENTERING 2016-17

- San Diego State has won at least 20 games and advanced to the postseason 11 straight years (seven NCAAs, four NITs). In those 11 seasons, the Aztecs have averaged 26 victories.
- The Aztecs have won at least one postseason tournament game in an NCAA-sponsored event (NCAA or NIT) four years in a row (2013 NCAA third round, 2014 NCAA Sweet 16, 2015 NCAA third round, 2016 NIT semifinals), which is tied for the fifth-longest active streak.
- SDSU has reached the postseason and appeared in 11 straight NCAA-sponsored tournaments (NCAA or NIT), which is tied for the eighth-longest active streak nationally.
- SDSU has won at least 27 games the last three years and has averaged nearly 29 wins during that span (28.7).
- San Diego State has won at least 23 games in eight straight seasons (27.5 wins per year).
- SDSU is one of six schools to win at least 23 games every season from 2008-09 to 2015-16 (BYU, Duke, Gonzaga, Kansas, VCU).
- The Aztecs have won Mountain West regular-season crown (outright or shared) five times in the last six years.
- The Aztecs will feature a 2016-17 roster that will have a total of 603 games under their collective belt, which is more than both of the program's NCAA Sweet 16 squads. The 2010-11 group entered the year with 523 career games played, while the 2013-14 team boasted 450 career Division I outings at the start of that campaign.
- San Diego State returns 72.6 percent of its scoring, 61.2 percent of its rebounding, 62.7 percent of its assists, 48.8 percent of its blocked shots, 69.8 percent of its steals, and 95.5 percent of its three-point field goals.

MOUNTAIN WEST

STANDINGS

Team	Overall	Conference
Nevada	12-2	1-0
Wyoming	11-3	1-0
Boise State	8-4	1-0
Colorado State	9-5	1-0
New Mexico	8-5	1-0
San Diego State	8-4	0-0
Fresno State	8-5	0-1
San José State	7-5	0-1
Air Force	7-7	0-1
UNLV	7-7	0-1
Utah State	6-6	0-1

Through Dec. 28 games



JEFF JACOBS JAM CENTER

On Aug. 23, 2015, San Diego State held a grand-opening ceremony for the 23,500-square-foot Jeff Jacobs JAM Center. The \$15-million facility is located just south of Fowler Athletics Center and east of the San Diego State football practice fields. The JAM Center includes:

- Two full-length basketball courts
- Locker rooms
- Team lounges
- Coaches locker rooms
- Eight baskets
- Two scoreboards
- Athletic training room
- Film room equipped with 80-inch short throw projector with write-on capability
- Keiser strength equipment

Hundreds of supporters contributed to the effort to make the Jeff Jacobs JAM Center a reality. In addition to the naming gift from Jeff Jacobs, Hal and Debby Jacobs, Steve and Lisa Altman and Jim Morris, creating the name "JAM" Center, sizeable donations were made from the Manna Charitable Foundation and the Walter and Betty Zable Foundation.



SDSU BROADCAST ROSTER


New Mexico at San Diego State | Steve Fisher Court at Viejas Arena | Jan. 1, 2017



**# 2
BEN PEREZ**

Guard
6-3, 175, Sophomore-1L
San Marcos, Calif.
USAF Prep Academy

PPG: -- RPG: -- APG: --
FG%: -- 3FG: -- FT%: --



**# 3
TREY KELL**

Guard
6-4, 210, Junior-2L
San Diego, Calif.
St. Augustine HS

PPG: 13.9 RPG: 4.2 APG: 2.8
FG%: 41.0 3FG: 27.9 FT%: 83.7



**# 4
DAKARAI ALLEN**

Guard
6-5, 200, Senior-3L
Elk Grove, Calif.
Sheldon High

PPG: 7.6 RPG: 4.3 APG: 1.7
FG%: 47.2 3FG: 18.2 FT%: 67.9



**# 5
JALEN MCDANIELS**

Forward
6-9, 190, Freshman-HS
Federal Way, Wash.
Federal Way High

PPG: -- RPG: -- APG: --
FG%: -- 3FG: -- FT%: --



**# 10
MAX HOETZEL**

Forward
6-9, 210, Sophomore-TR
Calabasas, Calif.
Indiana

PPG: 7.7 RPG: 4.2 APG: 0.3
FG%: 30.9 3FG: 28.3 FT%: 85.7



**# 11
D'ERRYL WILLIAMS**

Guard
6-3, 205, Senior-3L
Sacramento, Calif.
Sheldon High

PPG: 2.0 RPG: 3.4 APG: 1.9
FG%: 46.7 3FG: 2/3 FT%: 0/2



**# 12
EMMANUEL WILSON**

Guard
6-2, 185, Freshman-RS
Dallas, Texas
Plano East Senior High

PPG: 0.0 RPG: 0.3 APG: 0.0
FG%: 0/4 3FG: 0/3 FT%: 0/0



**# 14
ZYLAN CHEATHAM**

Forward
6-9, 215, Sophomore-1L
Phoenix, Ariz.
South Mountain High

PPG: 11.8 RPG: 6.8 APG: 1.4
FG%: 54.8 3FG: 2/6 FT%: 78.3



**# 20
MATT SHRIGLEY**

Guard
6-6, 190, Senior-3L
San Diego, Calif.
La Costa Canyon High


PPG: 5.9 RPG: 2.7 APG: 0.6
FG%: 36.4 3FG: 37.5 FT%: 1/2



**# 21
MALIK POPE**

Forward
6-10, 220, Junior-2L
Sacramento, Calif.
Laguna Creek High

PPG: 8.9 RPG: 4.7 APG: 1.4
FG%: 46.3 3FG: 26.7 FT%: 53.3



**# 23
MONTAQUE GILL-CAESAR**

Guard
6-6, 215, Sophomore-TR
Vaughan, Ontario, Canada
Missouri

PPG: 3.9 RPG: 1.9 APG: 0.3
FG%: 28.0 3FG: 26.3 FT%: 82.4



**# 24
NOLAN NARAIN**

Forward
6-9, 220, Freshman-RS
Hamilton, Ontario, Canada
La Lumiere School (Ind.)

PPG: 1.3 RPG: 0.7 APG: 0.0
FG%: 28.6 3FG: 0/2 FT%: 0/0



**# 33
NIKSHA FEDERICO**

Forward
6-7, 200, Senior-SQ
San Diego, Calif.
Cathedral Catholic High

PPG: -- RPG: -- APG: --
FG%: -- 3FG: -- FT%: --



**# 42
JEREMY HEMSLEY**

Guard
6-3, 190, Sophomore-1L
Rancho Cucamonga, Calif.
Damien High

PPG: 16.2 RPG: 2.8 APG: 2.4
FG%: 49.2 3FG: 56.9 FT%: 67.5



**# 45
VALENTINE IZUNDU**

Center
6-10, 240, Senior-TR
Houston, Texas
Washington State

PPG: 1.3 RPG: 3.2 APG: 0.2
FG%: 40.0 3FG: 0/0 FT%: 2/9

2016-17 SAN DIEGO STATE ALPHABETICAL ROSTER

No.	Name	Pos.	Ht.	Wt.	Yr.	Exp.	Most Recent Div. I Season			Hometown (High School/Previous School)
							PPG	RPG	APG	
4	Dakarai Allen	G	6-5	200	Sr.	3L	6.4	2.7	1.2	Elk Grove, Calif. (Sheldon High)
14	Zylan Cheatham	F	6-9	220	So.	1L	7.9	5.4	0.9	Phoenix, Ariz. (South Mountain High)
33	Niksha Federico	F	6-7	200	Sr.	SQ	1.1	0.1	0.1	San Diego, Calif. (Cathedral Catholic High)
23	Montaque Gill-Caesar	G	6-6	215	So.	TR	9.1	3.0	0.5	Vaughan, Ontario, Canada (Huntington Prep (W.Va.)/Missouri)
42	Jeremy Hemsley	G	6-3	190	So.	1L	12.0	2.4	1.8	Rancho Cucamonga, Calif. (Damien High)
10	Max Hoetzel	F	6-9	210	So.	TR	2.4	1.3	0.3	Calabasas, Calif. (Wilbraham & Monson Academy (Mass.)/Indiana)
45	Valentine Izundu	C	6-10	240	Sr.	TR	3.8	2.7	0.3	Houston, Texas (Lamar Consolidated High/Washington State)
3	Trey Kell	G	6-4	210	Jr.	2L	12.6	3.7	1.4	San Diego, Calif. (St. Augustine High)
5	Jalen McDaniels	F	6-9	190	Fr.	HS	--	--	--	Federal Way, Wash. (Federal Way High)
24	Nolan Narain	F	6-9	220	Fr.	RS	--	--	--	Hamilton, Ontario, Canada (La Lumiere School (Ind.))
2	Ben Perez	G	6-3	175	So.	1L	2.9	0.8	0.2	San Marcos, Calif. (Air Force Prep Academy (Colo.))
21	Malik Pope	F	6-10	220	Jr.	2L	7.3	5.0	0.8	Sacramento, Calif. (Laguna Creek High)
20	Matt Shrigley	F	6-6	190	Sr.	3L	2.4	1.0	0.6	San Diego, Calif. (La Costa Canyon High)
11	D'Erryl Williams	G	6-3	205	Sr.	3L	1.3	0.7	0.3	Sacramento, Calif. (Sheldon High)
12	Emmanuel Wilson	G	6-2	185	Fr.	RS	--	--	--	Dallas, Texas (Plano East Senior High)

2016-17 SAN DIEGO STATE NUMERICAL ROSTER

No.	Name	Pos.	Ht.	Wt.	Yr.	Exp.	Most Recent Div. I Season			Hometown (High School/Previous School)
							PPG	RPG	APG	
2	Ben Perez	G	6-3	175	So.	1L	2.9	0.8	0.2	San Marcos, Calif. (Air Force Prep Academy (Colo.))
3	Trey Kell	G	6-4	210	Jr.	2L	12.6	3.7	1.4	San Diego, Calif. (St. Augustine High)
4	Dakarai Allen	G	6-5	200	Sr.	3L	6.4	2.7	1.2	Elk Grove, Calif. (Sheldon High)
5	Jalen McDaniels	F	6-9	190	Fr.	HS	--	--	--	Federal Way, Wash. (Federal Way High)
10	Max Hoetzel	F	6-9	210	So.	TR	2.4	1.3	0.3	Calabasas, Calif. (Wilbraham & Monson Academy (Mass.)/Indiana)
11	D'Erryl Williams	G	6-3	205	Sr.	3L	1.3	0.7	0.3	Sacramento, Calif. (Sheldon High)
12	Emmanuel Wilson	G	6-2	185	Fr.	RS	--	--	--	Dallas, Texas (Plano East Senior High)
14	Zylan Cheatham	F	6-9	220	So.	1L	7.9	5.4	0.9	Phoenix, Ariz. (South Mountain High)
20	Matt Shrigley	F	6-6	190	Sr.	3L	2.4	1.0	0.6	San Diego, Calif. (La Costa Canyon High)
21	Malik Pope	F	6-10	220	Jr.	2L	7.3	5.0	0.8	Sacramento, Calif. (Laguna Creek High)
23	Montaque Gill-Caesar	G	6-6	215	So.	TR	9.1	3.0	0.5	Vaughan, Ontario, Canada (Huntington Prep (W.Va.)/Missouri)
24	Nolan Narain	F	6-9	220	Fr.	RS	--	--	--	Hamilton, Ontario, Canada (La Lumiere School (Ind.))
33	Niksha Federico	F	6-7	200	Sr.	SQ	1.1	0.1	0.1	San Diego, Calif. (Cathedral Catholic High)
42	Jeremy Hemsley	G	6-3	190	So.	1L	12.0	2.4	1.8	Rancho Cucamonga, Calif. (Damien High)
45	Valentine Izundu	C	6-10	240	Sr.	TR	3.8	2.7	0.3	Houston, Texas (Lamar Consolidated High/Washington State)

Head Coach:	Steve Fisher (Illinois State, 1967), 18th Season
Assoc. HC/HC in Waiting:	Brian Dutcher (Minnesota, 1982), 18th Season
Assistant Coaches:	Justin Hutson (CSU Bakersfield, 1994), Ninth Season Dave Velasquez (San Diego State, 2007), 15th Season
Assistant to the Head Coach:	Mark Fisher (Michigan, 2001), 15th Season
Asst. AD/Director of Operations:	Matt Soria (San Diego State, 2002), 17th Season
Director of Player Development:	Tim Shelton (San Diego State, 2011), 10th Season

ELIGIBLE IN 2017-18

No.	Name	Pos.	Ht.	Wt.	Yr.	Exp.	Most Recent Div. I Season			Hometown (High School/Previous School)
							PPG	RPG	APG	
0	Devin Watson	G	6-1	165	Jr.	TR	20.3	2.5	4.9	Oceanside, Calif. (El Camino High/San Francisco)

PRONUNCIATIONS

Dakarai Allen
 Duh-kar-ree Allen
Zylan Cheatham
 ZY-lin Cheat-um
Niksha Federico
 NEEK-sha Federico
Montaque Gill-Caesar
 MON-take Gill-Caesar
Max Hoetzel
 Max HOTE-zull
Valentine Izundu
 Valentine i-ZOON-doo
D'Erryl Williams
 DEE-air-ol Williams



RECORD BREAKDOWN

	Career
Home	315-79
Away	147-155
Neutral	97-46

By Month

November	84-28
December	144-49
January	124-70
February	101-74
March	100-52
April	4-2

Games Decided By/In

1-Point Games	24-10
2 Points	28-23
3 Points or Less	99-65
Overtime	39-17

STEVE FISHER

26th-Full Season • 18th Season at SDSU • Illinois State, 1967

- 2015 John R. Wooden Legends of Coaching Award Recipient
- 2011 Naismith Coach of the Year
- 2011 NABC Coach of the Year
- 2011 Adolph Rupp Cup recipient
- 1992 Basketball Times Coach of the Year
- 15 NCAA tournament appearances (8 San Diego State, 7 Michigan)
- 22 postseason appearances
- 10 Mountain West championships (6 regular season, 4 tournament)
- 4-time MW Coach of the Year (2011, 2012, 2014, 2016-media/coaches)
- 3-time NABC District Coach of the Year (2011, 2012, 2014)
- 2-time USBWA District Coach of the Year (2011, 2012)
- 2-time Basketball Times District Coach of the Year (2012, 2014)
- SDSU and Mountain West all-time winningest coach
- Longest-tenured coach in Mountain West history



Steve Fisher Year-By-Year

Year	School	W	L	Pct.	Conference			Postseason/Honors
1989	Michigan	6	0	1.000	-	-	-	NCAA Champions
1989-90	Michigan	23	8	.742	12	6	.667	NCAA Second Round
1990-91	Michigan	14	15	.483	7	11	.389	NIT First Round
1991-92	Michigan	25	9	.735	11	7	.611	NCAA Runner-Up, <i>Basketball Times</i> Coach of the Year
1992-93	Michigan	31	5	.861	15	3	.833	NCAA Runner-Up
1993-94	Michigan	24	8	.750	13	5	.722	NCAA Regional Finalist
1994-95	Michigan	17	14	.548	11	7	.611	NCAA First Round
1995-96	Michigan	20	12	.625	10	8	.556	NCAA First Round
1996-97	Michigan	24	11	.686	9	9	.500	NIT Champions
Eight Full Seasons at UM		184	82	.692	88	56	.611	7 NCAA Tournaments, 9 Postseason Appearances

Year	School	W	L	Pct.	W	L	Pct.	Postseason/Honors
1999-00	San Diego State	5	23	.179	0	14	.000	
2000-01	San Diego State	14	14	.500	4	10	.286	8th-most improved team in the country (Sagarin Ratings)
2001-02	San Diego State	21	12	.636	7	7	.500	NCAA First Round; Aztecs' first NCAA trip since 1985
2002-03	San Diego State	16	14	.552	6	8	.429	NIT Second Round; Aztecs reach postseason in consecutive yrs
2003-04	San Diego State	14	16	.483	5	9	.357	Two players that earned all-league honors return in 04-05
2004-05	San Diego State	11	18	.379	4	10	.286	Young Aztecs drop seven games by four points or less or in overtime
2005-06	San Diego State	24	9	.727	13	3	.813	NCAA First Round; MWC regular season and tournament champs.
2006-07	San Diego State	22	11	.667	10	6	.625	NIT Second Round; First road win in D-I postseason tourney
2007-08	San Diego State	20	13	.606	9	7	.563	NIT First Round; Third straight 20-win season
2008-09	San Diego State	26	10	.722	11	5	.688	NIT Semifinals; Fourth straight 20-win year; SDSU-record 26 wins
2009-10	San Diego State	25	9	.735	11	5	.667	NCAA First Round, MWC tournament champions
2010-11	San Diego State	34	3	.919	14	2	.875	NCAA Sweet 16; MWC champions (co-reg. season, tourney), MWC COY
2011-12	San Diego State	26	8	.765	10	4	.714	NCAA Second Round; MW co-reg. season champs; MW COY
2012-13	San Diego State	23	11	.676	9	7	.563	NCAA Third Round; Fifth straight season with at least 23 wins
2013-14	San Diego State	31	5	.861	16	2	.889	NCAA Sweet 16; Outright Mountain West regular-season champions, MW COY
2014-15	San Diego State	27	9	.750	14	4	.778	NCAA Third Round; MW co-regular-season champions
2015-16	San Diego State	28	10	.737	16	2	.889	Outright Mountain West regular-season champions, MW COY - media/coaches
2016-17	San Diego State	8	4	.667	0	0	.000	
18 Seasons at SDSU		375	199	.653	159	106	.600	8 NCAA Tournaments; 13 Postseason Appearances

	W	L	Pct.	W	L	Pct.	Postseason/Honors
26-Full Season Career	559	281	.665	247	162	.604	15 NCAA Tournaments, 22 Postseason Appearances

SEASON / CAREER HIGHS

Points

Season	
Career	11 vs. Nicholls (12-10-15)

Rebounds

Season	
Career	3 vs. Nicholls (12-10-15) 3 vs. Illinois State (11-13-15)

Assists

Season	
Career	2 vs. Nicholls (12-10-15)

Field Goals

Season	
Career	4 vs. Nicholls (12-10-15) 4 at Long Beach State (12-1-15)

Field Goals Attempted

Season	
Career	10 vs. Nicholls (12-10-15)

Three-Point Field Goals

Season	
Career	3 vs. Nicholls (12-10-15) 3 vs. Little Rock (11-21-15)

Three-Point FG Attempted

Season	
Career	7 vs. Nicholls (12-10-15) 7 vs. Illinois State (11-13-15)

Free Throws

Season	
Career	2 vs. Illinois State (11-13-15)

Free Throws Attempted

Season	
Career	2 vs. Illinois State (11-13-15)

Steals

Season	
Career	2 vs. IPFW (3-15-16) 2 vs. Nicholls (12-10-15) 2 vs. Illinois State (11-13-15)

Blocked Shots

Season	
Career	1 at San José State (2-21-16) 1 vs. Grand Canyon (12-18-15) 1 vs. Nicholls (12-10-15) 1 vs. East Carolina (11-23-15)

Minutes Played

Season	
Career	21 vs. Kansas (12-22-15)



2 • BEN PEREZ

GUARD • 6-3 • 175 • SOPHOMORE - 1L
SAN MARCOS, CALIF. (AIR FORCE PREP ACADEMY)

Quick Hits

- * Has not played this season (back).
- * Returns having made the fifth most three-pointers (16) in 2015-16 as a true freshman.
- * Nearly 60 percent (59.3 percent; 16-27) of his field goals last year were from behind the three-point arc.
- * Played the most games (25) of any Aztec last season without seeing time in the starting rotation.

2016-17 GAME-BY-GAME STATISTICS

Opponent	GS	FG	3FG	FT	O-D-R	PF	TP	A	TO	B	S	MP
San Diego		DNP - Injured										
at Gonzaga		Did Not Travel										
San Diego Christian		DNP - Injured										
vs. California		Did Not Travel										
Savannah State		DNP - Injured										
at Loyola		Did Not Travel										
at Grand Canyon		Did Not Travel										
Arizona State		DNP - Injured										
Alabama State		DNP - Injured										
vs. Southern Miss		Did Not Travel										
vs. Tulsa		Did Not Travel										
vs. San Francisco		Did Not Travel										
New Mexico												
at Nevada												
at Boise State												
San Jose State												
Utah State												
at UNLV												
at Air Force												
Colorado State												
Wyoming												
at Fresno State												
at San Jose State												
Nevada												
at Utah State												
UNLV												
Fresno State												
at Colorado State												
Air Force												
at New Mexico												

MISCELLANEOUS STATS / SAN DIEGO STATE RECORD

Category	2016-17 Season Games	SDSU W/L	Career Games	Career SDSU W/L
Double-Figure Scoring	0	0-0	2	2-0
Double-Figure Assists	0	0-0	0	0-0
Double-Doubles	0	0-0	0	0-0
Led SDSU in Scoring	0	0-0	0	0-0
Led SDSU in Rebounding	0	0-0	0	0-0
Led SDSU in Assists	0	0-0	0	0-0
15+ Point Games	0	0-0	0	0-0
One Turnover or Less	0	0-0	23	17-6
Multiple Three-Pointers	0	0-0	5	3-2
Consecutive Games	Current	Long		
Double-Figure Scoring	0	2		
With At Least 1 Assist	0	1		
Played 30 or More Minutes	0	0		
Consecutive Made FTs	1	2		

► PEREZ CAREER STATISTICS

Year	G-GS	Min.-Avg.	FG-FGA	Pct.	3P-3PA	Pct.	FT-FTA	Pct.	OR	DR	Reb	Avg.	PF-D	AT	TO	BS	ST	Pts	Avg.
15-16	25-0	249-10.0	27-80	.338	16-60	.267	3-4	.750	6	14	20	0.8	17-0	5	10	5	10	73	2.9
16-17																			
Totals	25-0	249-10.0	27-80	.338	16-60	.267	3-4	.750	6	14	20	0.8	17-0	5	10	5	10	73	2.9

SEASON / CAREER HIGHS

Points

Season	23 vs. San Diego (11-11-16)
Career	27 vs. Fresno State (1-19-16)

Rebounds

Season	7 vs. Savannah State (11-28-16)
Career	10 at Nevada (1-26-16)

Assists

Season	7 vs. Savannah State (11-28-16)
Career	7 vs. Savannah State (11-28-16)

Field Goals

Season	7 vs. Tulsa (12-23-16)
	7 vs. Arizona State (12-10-16)
	7 vs. SD Christian (11-16-16)
	7 vs. San Diego (11-11-16)
Career	9 vs. Fresno State (1-19-16)

Field Goals Attempted

Season	16 vs. San Diego (11-11-16)
Career	17 vs. New Mexico (2-6-16)
	17 at Colorado State (1-13-16)

Three-Point Field Goals

Season	4 at Loyola (12-3-16)
Career	4 - seven times

Three-Point FG Attempted

Season	8 vs. Tulsa (12-23-16)
	8 at Loyola (12-3-16)
Career	12 vs. Air Force (2-13-16)

Free Throws

Season	7 vs. San Diego (11-11-16)
Career	9 at Wyoming (1-14-15)

Free Throws Attempted

Season	9 vs. San Diego (11-11-16)
Career	12 vs. Fresno State (1-19-16)
	12 vs. St. John's (3-20-15)

Steals

Season	5 vs. Tulsa (12-23-16)
	5 vs. Arizona State (12-10-16)
Career	5 vs. Tulsa (12-23-16)
	5 vs. Arizona State (12-10-16)

Blocked Shots

Season	1 vs. Savannah State (11-28-16)
	1 vs. SD Christian (11-16-16)
	1 vs. San Diego (11-11-16)
Career	2 vs. Utah State (3-10-16)

Minutes Played

Season	37 vs. Tulsa (12-23-16)
Career	37 vs. Tulsa (12-23-16)
	37 at Fresno State (2-10-16)
	37 at Nevada (1-26-16)
	37 vs. Fresno State (1-19-16)
	37 at Colorado State (1-13-16)



3 • TREY KELL

GUARD • 6-4 • 210 • JUNIOR - 2L
SAN DIEGO, CALIF. (ST. AUGUSTINE HIGH)

Quick Hits

- * Named to the Hawaiian Airlines Diamond Head Classic all-tournament team (13.3 ppg, 3.7 rpg, 4.0 apg).
- * Leads the team with 20 steals and in free-throw percentage (.837; min. 30 FTA).
- * Scored in double figures in 34 of his last 43 games (13.9 ppg; 600 points), including nine of 12 games this season.
- * Owns the most starting experience of any Aztec on the roster with 65 career starting assignments.

Season Highlights

- * Scored 23 points vs. San Diego (11-11-16) and teamed with Jeremy Hemsley (25 points) to become the first Aztec duo to score at least 20 points in a game since Jan. 15, 2012.
- * Led with the team with 14 points and two steals at No. 14/14 Gonzaga (11-14-16).
- * Put up 19 points and season-highs of six rebounds and four assists vs. San Diego Christian (11-16-16).
- * Scored 11 points and had game-high totals in assists (3) and steals (2) vs. California (11-21-16).
- * Recorded nine points, seven rebounds, a career-high seven assists, one blocked shot and one steal vs. Savannah State (11-28-16) to become only the second Aztec since 1996-97 to record at least nine points, seven rebounds, seven assists, one block and one steal in a game.
- * Led the team with 16 points on the strength of a career-high four three-pointers at Loyola (12-3-16).
- * Had a game-high 20 points and a career-high five steals vs. Arizona State (12-10-16).
- * Finished with 11 points and a game-high five assists vs. Southern Miss (12-22-16) in the Diamond Head Classic.
- * Turned in 19 points, a game-high four assists and a career-high five steals vs. Tulsa (12-23-16) in the semifinals of the Diamond Head Classic.

2016-17 GAME-BY-GAME STATISTICS

Opponent	GS	FG	3FG	FT	O-D-R	PF	TP	A	TO	B	S	MP
San Diego	*	7-16	2-7	7-9	1-3-4	1	23	2	2	1	1	35
at Gonzaga	*	4-15	0-5	6-7	1-3-4	0	14	1	2	0	2	35
San Diego Christian	*	7-10	1-1	4-6	0-6-6	1	19	4	1	1	1	31
vs. California	*	4-14	0-3	3-3	0-2-2	0	11	3	0	0	2	33
Savannah State	*	3-9	2-4	1-1	0-7-7	3	9	7	1	1	1	26
at Loyola	*	6-13	4-8	0-0	1-5-6	1	16	2	1	0	1	35
at Grand Canyon	*	3-13	0-6	2-4	1-2-3	2	8	0	2	0	2	31
Arizona State	*	7-15	2-6	4-4	1-3-4	1	20	1	2	0	5	33
Alabama State	*	2-5	1-4	2-2	1-2-3	1	7	2	3	0	0	27
vs. Southern Miss	*	4-8	0-4	3-3	0-3-3	0	11	5	1	0	0	23
vs. Tulsa	*	7-12	3-8	2-2	1-2-3	2	19	4	0	1	5	37
vs. San Francisco	*	3-9	2-5	2-2	0-5-5	1	10	3	2	0	0	27
New Mexico												
at Nevada												
at Boise State												
San Jose State												
Utah State												
at UNLV												
at Air Force												
Colorado State												
Wyoming												
at Fresno State												
at San Jose State												
Nevada												
at Utah State												
UNLV												
Fresno State												
at Colorado State												
Air Force												
at New Mexico												

MISCELLANEOUS STATS / SAN DIEGO STATE RECORD

Category	2016-17 Season Games	SDSU W/L	Career Games	Career SDSU W/L
Double-Figure Scoring	9	6-3	43	34-9
Double-Figure Assists	0	0-0	0	0-0
Double-Doubles	0	0-0	1	1-0
Led SDSU in Scoring	3	0-3	19	13-6
Led SDSU in Rebounding	0	0-0	3	1-2
Led SDSU in Assists	5	5-0	16	12-4
15+ Point Games	5	3-2	25	20-5
5+ Assist Games	2	2-0	4	4-0
Consecutive Games	Current	Long		
Double-Figure Scoring	3	20		
With At Least 1 Assist	5	11		
Played 30 or More Minutes	0	13		
Consecutive Made FTs	13	13		

► KELL CAREER STATISTICS

Year	G-GS	Min.-Avg.	FG-FGA	Pct.	3P-3PA	Pct.	FT-FTA	Pct.	OR	DR	Reb	Avg.	PF-D	AT	TO	BS	ST	Pts	Avg.
14-15	35-15	709-20.3	62-186	.333	15-68	.221	58-91	.637	19	79	98	2.8	33-0	56	38	3	20	197	5.6
15-16	38-38	1,084-28.5	158-390	.405	71-185	.384	90-135	.667	29	113	142	3.7	51-1	54	68	7	30	477	12.6
16-17	12-12	373-31.1	57-139	.410	17-61	.279	36-43	.837	7	43	50	4.2	13-0	34	17	4	20	167	13.9
Totals	85-65	2,166-25.5	277-715	.387	103-314	.328	184-269	.684	55	235	290	3.4	97-1	144	123	14	70	841	9.9

SEASON / CAREER HIGHS

Points

Season	15 vs. SD Christian (11-16-16)
Career	16 vs. Illinois State (11-13-15)

Rebounds

Season	9 vs. SD Christian (11-16-16)
Career	9 vs. SD Christian (11-16-16)

Assists

Season	4 vs. SD Christian (11-16-16)
Career	4 vs. SD Christian (11-16-16)
	4 at San José State (2-21-16)
	4 vs. East Carolina (11-23-15)
	4 vs. SD Christian (11-18-15)

Field Goals

Season	7 vs. SD Christian (11-16-16)
Career	7 vs. SD Christian (11-16-16)

Field Goals Attempted

Season	12 vs. SD Christian (11-16-16)
Career	12 vs. SD Christian (11-16-16)

Three-Point Field Goals

Season	1 vs. Tulsa (12-23-16)
	1 vs. Southern Miss (12-22-16)
	1 at Loyola (12-3-16)
	1 at Gonzaga (11-14-16)
Career	3 at Utah (11-16-15)

Three-Point FG Attempted

Season	5 vs. San Francisco (12-25-16)
Career	7 vs. Little Rock (11-21-15)

Free Throws

Season	6 vs. California (11-21-16)
Career	7 vs. Illinois State (11-13-15)
	7 vs. UC Riverside (11-8-13)

Free Throws Attempted

Season	8 vs. California (11-21-16)
Career	9 vs. Utah State (3-10-16)

Steals

Season	4 vs. Alabama State (12-12-16)
Career	4 vs. Alabama State (12-12-16)
	4 vs. Georgia Tech (3-23-16)
	4 vs. Nevada (3-11-16)
	4 at San José State (2-21-16)
	4 vs. Wyoming (12-30-15)
	4 vs. Utah State (1-31-15)

Blocked Shots

Season	5 vs. SD Christian (11-16-16)
Career	5 vs. SD Christian (11-16-16)

Minutes Played

Season	38 vs. San Francisco (12-25-16)
Career	38 vs. San Francisco (12-25-16)



4 • DAKARAI ALLEN

GUARD • 6-5 • 200 • SENIOR - 3L
ELK GROVE, CALIF. (SHELDON HIGH)

Quick Hits

- * Tied for first on the team in blocked shots (11) and is second in steals (15).
- * Shot 50 percent or better in six of his last seven games.
- * Played in 112 career games (30 starts), which leads all Aztecs.
- * Averaging career highs in scoring and rebounding for the second straight season.

Season Highlights

- * Shared game-high honors with Jeremy Hemsley as both had three steals vs. San Diego (11-11-16).
- * Had a game-high-tying two blocked shots at No. 14/14 Gonzaga (11-14-16).
- * Scored a season-high 15 points and set career highs in field goals (7), rebounds (9), assists (4) and blocked shots (game-high 5) vs. San Diego Christian (11-16-16)... Became just the fourth player standing at 6-5 or shorter to record at least five blocked shots in a single game in 2016-17.
- * Had a perfect shooting afternoon after making all three of his attempts from the field and both of his free-throw attempts to finish with nine points at Loyola (12-3-16).
- * Led the team with eight rebounds and two assists, and scored eight points vs. Arizona State (12-10-16).
- * Had 10 points, a team-high three assists and matched his career high with four steals vs. Alabama State (12-12-16).
- * Was a perfect 3-for-3 from the field and 1-for-1 from the charity stripe to finish with eight points vs. Tulsa (12-23-16) in the semifinals of the Diamond Head Classic.
- * Played a career-high 38 minutes in the championship game of the Diamond Head Classic vs. San Francisco (12-25-16).

2016-17 GAME-BY-GAME STATISTICS

Opponent	GS	FG	3FG	FT	O-D-R	PF	TP	A	TO	B	S	MP
San Diego	*	1-2	0-1	4-6	1-3-4	4	6	1	1	0	3	20
at Gonzaga	*	2-7	1-2	0-1	0-5-5	2	5	0	0	2	0	27
San Diego Christian	*	7-12	0-3	1-2	0-9-9	2	15	4	1	5	2	36
vs. California	*	0-3	0-0	6-8	1-5-6	3	6	1	0	0	1	29
Savannah State	*	1-4	0-2	0-0	0-1-1	2	2	1	1	0	0	12
at Loyola	*	3-3	1-1	2-2	2-1-3	2	9	1	1	0	1	29
at Grand Canyon	*	4-8	0-2	1-2	3-1-4	4	9	2	1	1	2	28
Arizona State	*	4-7	0-2	0-0	1-7-8	2	8	2	2	1	1	29
Alabama State	*	4-7	0-1	2-4	2-1-3	2	10	3	1	1	4	23
vs. Southern Miss	*	3-5	1-2	0-0	0-4-4	3	7	1	0	1	0	18
vs. Tulsa	*	3-3	1-1	1-1	2-0-2	3	8	2	3	0	1	16
vs. San Francisco	*	2-11	0-5	2-2	0-2-2	2	6	2	0	0	0	38
New Mexico												
at Nevada												
at Boise State												
San Jose State												
Utah State												
at UNLV												
at Air Force												
Colorado State												
Wyoming												
at Fresno State												
at San Jose State												
Nevada												
at Utah State												
UNLV												
Fresno State												
at Colorado State												
Air Force												
at New Mexico												

MISCELLANEOUS STATS / SAN DIEGO STATE RECORD

Category	2016-17 Season Games	SDSU W/L	Career Games	Career SDSU W/L
Double-Figure Scoring	2	2-0	14	11-3
15-Point Games	1	1-0	3	2-1
Led SDSU in Scoring	0	0-0	2	0-2
Led SDSU in Rebounding	2	1-1	4	2-2
Led SDSU in Assists	2	1-1	6	5-1
Multiple Steals	4	3-1	21	17-4
One Turnover or Less	10	7-3	91	74-17
Consecutive Games	Current	Long		
Consecutive Games Played	50	50		
Without Fouling Out	23	44		
Scoring A Point	25	25		
Double-Figure Scoring	0	2		
With At Least 1 Assist	10	10		

► ALLEN CAREER STATISTICS

Year	G-GS	Min.-Avg.	FG-FGA	Pct.	3P-3PA	Pct.	FT-FTA	Pct.	OR	DR	Reb	Avg.	PF-D	AT	TO	BS	ST	Pts	Avg.
13-14	29-1	306-10.6	25-60	.417	0-0	.000	23-43	.535	15	19	34	1.2	44-1	11	14	10	18	73	2.5
14-15	33-0	396-12.0	30-73	.411	2-10	.200	23-34	.676	19	37	56	1.7	58-1	14	21	8	19	85	2.6
15-16	38-17	841-22.1	78-202	.386	26-98	.265	63-93	.677	21	83	104	2.7	79-2	44	41	20	40	245	6.4
16-17	12-12	305-25.4	34-72	.472	4-22	.182	19-28	.679	12	39	51	4.3	31-0	20	11	11	15	91	7.6
Totals	112-30	1,848-16.5	167-407	.410	32-130	.246	128-198	.646	67	178	245	2.2	212-4	89	87	49	92	494	4.4

Points	Career
Rebounds	Career
Assists	Career
Field Goals	Career
Field Goals Attempted	Career
Three-Point Field Goals	Career
Three-Point FG Attempted	Career
Free Throws	Career
Free Throws Attempted	Career
Steals	Career
Blocked Shots	Career
Minutes Played	Career



FORWARD • 6-9 • 190 • FRESHMAN - HS
FEDERAL WAY, WASH. (FEDERAL WAY HIGH)

- * Has not played this season.
- * Finished his prep career at No. 98 on the Rivals 150 to go with four stars after signing with the Aztecs at No. 127 and three stars.
- * Named an Associated Press Washington state Class 4A first-team selection as a senior after averaging 19 points, 10 rebounds and four blocked shots during the regular season
- * During his final campaign, he helped Federal Way to an undefeated 29-0 record and a Class 4A state title for the second time in as many years

[illegible]

2016-17 Season		
Category	Games	SDSU W/L
Double-Figure Scoring	0	0-0
15-Point Games	0	0-0
Led SDSU in Scoring	0	0-0
Led SDSU in Rebounding	0	0-0
Led SDSU in Assists	0	0-0
Multiple Steals	0	0-0
One Turnover or Less	0	0-0
Consecutive Games	Current	Long
Consecutive Games Played	0	0
Without Fouling Out	0	0
Scoring A Point	0	0
One Turnover or Less	0	0

[illegible]

SEASON / CAREER HIGHS

Points

Season	15 vs. Savannah State (11-28-16)
Career	19 vs. Miss. Valley State (11-14-14)

Rebounds

Season	8 vs. Savannah State (11-28-16)
Career	9 vs. Miss. Valley State (11-14-14)

Assists

Season	1 vs. Tulsa (12-23-16)
	1 at Grand Canyon (12-7-16)
	1 vs. California (11-21-16)
Career	2 vs. Georgetown (12-27-14)
	2 vs. Savannah State (12-6-14)

Field Goals

Season	5 vs. Savannah State (11-28-16)
Career	6 vs. Miss. Valley State (11-14-14)

Field Goals Attempted

Season	12 vs. Arizona State (12-10-16)
	12 vs. Savannah State (11-28-16)
Career	12 vs. Arizona State (12-10-16)
	12 vs. Savannah State (11-28-16)
	12 vs. Miss. Valley State (11-14-14)

Three-Point Field Goals

Season	4 vs. Arizona State (12-10-16)
Career	4 vs. Arizona State (12-10-16)

Three-Point FG Attempted

Season	9 vs. Tulsa (12-23-16)
Career	9 vs. Tulsa (12-23-16)

Free Throws

Season	6 vs. Alabama State (12-12-16)
Career	6 vs. Alabama State (12-12-16)
	6 vs. Miss. Valley State (11-14-14)

Free Throws Attempted

Season	6 vs. Alabama State (12-12-16)
Career	8 vs. Miss. Valley State (11-14-14)

Steals


Season	1 vs. Tulsa (12-23-16)
	1 vs. Arizona State (12-10-16)
	1 at Loyola (12-3-16)
	1 vs. California (11-21-16)
Career	1 - eight times

Blocked Shots

Season	1 vs. Arizona State (12-10-16)
	1 at Loyola (12-3-16)
	1 vs. California (11-21-16)
Career	1 - six times

Minutes Played

Season	23 vs. Tulsa (12-23-16)
Career	23 vs. Tulsa (12-23-16)



10 • MAX HOETZEL

FORWARD • 6-9 • 210 • SOPHOMORE - TR
CALABASAS, CALIF. (INDIANA)

Quick Hits

- * Started the last two games and are the only starts of his career.
- * Is fourth on the team with 15 three-pointers despite missing three games.
- * Missed the first three games of the season (knee) and made his debut vs. California (11-21-16) in Sacramento.
- * Entered the season as one of three newcomers with Division I experience (31 games) joining Montaque Gill-Caesar and Valentine Izundu.
- * Entered the season as the only newcomer with Division I postseason experience (2015 NCAA tournament).

Season Highlights

- * Scored 11 points behind a then-career-high two three-pointers and grabbed a team-high seven rebounds vs. California (11-21-16).
- * Made a trio of treys en route to 15 points and had a team-high-tying eight rebounds in only 17 minutes vs. Savannah State (11-28-16).
- * Set a career high with four three-pointers and finished with 12 points vs. Arizona State (12-10-16).
- * Made all six free throws, which was a career high, and finished with nine points vs. Alabama State (12-12-16).
- * Started the first game of his career and led the team with five rebounds vs. Tulsa (12-23-16) in the semifinals of the Diamond Head Classic.

2016-17 GAME-BY-GAME STATISTICS

Opponent	GS	FG	3FG	FT	O-D-R	PF	TP	A	TO	B	S	MP
San Diego		DNP - Injured										
at Gonzaga		Did Not Travel										
San Diego Christian		DNP - Injured										
vs. California	3-6	2-5	3-4	2-5-7	3	11	1	0	1	1	1	21
Savannah State	5-12	3-8	2-2	3-5-8	1	15	0	0	0	0	0	17
at Loyola	2-7	2-6	0-0	0-5-5	0	6	0	2	1	1	1	17
at Grand Canyon	0-3	0-2	0-0	0-0-0	0	0	1	1	0	0	0	4
Arizona State	4-12	4-8	0-0	2-2-4	4	12	0	1	1	1	1	21
Alabama State	1-5	1-5	6-6	1-1-2	1	9	0	1	0	0	0	19
vs. Southern Miss	1-6	1-6	1-2	0-2-2	1	4	0	0	0	0	0	19
vs. Tulsa	*	2-11	1-9	0-0	0-5-5	2	5	1	0	0	1	23
vs. San Francisco	*	3-6	1-4	0-0	0-5-5	2	7	0	1	0	0	13
New Mexico												
at Nevada												
at Boise State												
San Jose State												
Utah State												
at UNLV												
at Air Force												
Colorado State												
Wyoming												
at Fresno State												
at San Jose State												
Nevada												
at Utah State												
UNLV												
Fresno State												
at Colorado State												
Air Force												
at New Mexico												

MISCELLANEOUS STATS / SAN DIEGO STATE RECORD

Category	2016-17 Season Games	SDSU W/L	Career Games	Career SDSU W/L
Double-Figure Scoring	3	2-1	4	2-1
Double-Figure Rebounds	0	0-0	0	0-0
Double-Doubles	0	0-0	0	0-0
Led SDSU in Scoring	0	0-0	0	0-0
Led SDSU in Rebounding	3	3-0	3	3-0
Led SDSU in Assists	0	0-0	0	0-0
15+ Point Games	1	1-0	2	1-0
One Turnover or Less	8	6-2	36	6-2
Multiple Three-Pointers	4	2-2	4	2-2
Consecutive Games	Current	Long		
Double-Figure Scoring	0	2		
With At Least 1 Assist	0	1		
Played 30 or More Minutes	0	0		
Consecutive Made FTs	1	10		

► HOETZEL CAREER STATISTICS

* - Indiana

Year	G-GS	Min.-Avg.	FG-FGA	Pct.	3P-3PA	Pct.	FT-FTA	Pct.	OR	DR	Reb	Avg.	PF-D	AT	TO	BS	ST	Pts	Avg.
14-15*	31-0	240-7.7	24-56	.429	10-29	.345	15-21	.714	10	31	41	1.3	32-1	10	13	3	4	73	2.4
16-17	9-2	154-17.1	21-68	.309	15-53	.283	12-14	.857	8	30	38	4.2	14-0	3	6	3	4	69	7.7
Totals	40-2	394-9.9	45-124	.363	25-82	.305	27-35	.771	18	61	79	2.0	46-1	13	19	6	8	142	3.6

SEASON / CAREER HIGHS

Points

Season	4 vs. Southern Miss (12-22-16)
	4 vs. SD Christian (11-16-16)
Career	9 vs. SD Christian (11-18-15)

Rebounds

Season	9 vs. SD Christian (11-16-16)
Career	9 vs. SD Christian (11-16-16)

Assists

Season	3 vs. San Francisco (12-25-16)
	3 vs. Savannah State (11-28-16)
	3 vs. SD Christian (11-16-16)
Career	4 vs. Nicholls (12-10-15)

Field Goals

Season	2 vs. Southern Miss (12-22-16)
	2 vs. SD Christian (11-16-16)
Career	3 vs. SD Christian (11-18-15)

Field Goals Attempted

Season	4 vs. San Diego (11-11-16)
Career	4 vs. San Diego (11-11-16)

Three-Point Field Goals

Season	1 at Gonzaga (11-14-16)
	1 vs. San Diego (11-11-16)
Career	1 at Gonzaga (11-14-16)
	1 vs. San Diego (11-11-16)
	1 at Fresno State (1-3-15)
	1 vs. Ball State (12-20-14)
	1 at Fresno State (3-1-14)

Three-Point FG Attempted

Season	1 vs. Tulsa (12-23-16)
	1 at Gonzaga (11-14-16)
	1 vs. San Diego (11-11-16)
Career	1 - seven times

Free Throws

Season	
Career	3 vs. SD Christian (11-18-15)

Free Throws Attempted

Season	2 vs. Tulsa (12-23-16)
Career	3 vs. SD Christian (11-18-15)
	3 at Fresno State (3-1-14)

Steals

Season	2 vs. San Diego (11-11-16)
Career	2 vs. San Diego (11-11-16)
	2 vs. Nicholls (12-10-15)
	2 vs. Little Rock (11-21-15)
	2 vs. SD Christian (12-27-14)
	2 vs. UC Riverside (12-22-14)

Blocked Shots

Season	
Career	1 vs. San José State (2-25-14)
	1 vs. Coll. of Charleston (11-28-13)

Minutes Played

Season	30 vs. SD Christian (11-16-16)
Career	30 vs. SD Christian (11-16-16)



11 • D'ERRYL WILLIAMS

GUARD • 6-3 • 205 • SENIOR - 3L
SACRAMENTO, CALIF. (SHELDON HIGH)

Quick Hits

- * Has played the last four games (65 minutes; 16.3 mpg)
- * Has committed only 30 turnovers in his career (528 minutes).
- * Equaled his career high for three-pointers in a single season just two games into the 2016-17 campaign.
- * Fourteen of his 15 assists on the season have come in his last six games.

Season Highlights

- * Played what was then a career-high 29 minutes and led the team with a game-high five rebounds while adding three points and a career-high two steals vs. San Diego (11-11-16).
- * Knocked down a three-pointer, on his only attempt, for the second straight game at No. 14/14 Gonzaga (11-14-16).
- * Set a career high for minutes (30) and rebounds (game-high 9), while adding a season-high four points and three assists vs. San Diego Christian (11-16-16).
- * Equaled his season high with three assists in 10 minutes vs. Savannah State (11-28-16).
- * Had two rebounds and two assists in 15 minutes vs. Alabama State (12-12-16).
- * Finished with four points on 2-of-3 shooting and six rebounds, the second most among all players, in 22 minutes off the bench vs. Southern Miss (12-22-16) in the opening round of the Diamond Head Classic.
- * Shared game-high honors with three assists vs. San Francisco (12-25-16) in the championship game of the Diamond Head Classic.

2016-17 GAME-BY-GAME STATISTICS

Opponent	GS	FG	3FG	FT	O-D-R	PF	TP	A	TO	B	S	MP
San Diego		1-4	1-1	0-0	1-4-5	4	3	1	0	0	2	29
at Gonzaga		1-2	1-1	0-0	0-0-0	2	3	0	1	0	1	7
San Diego Christian		2-2	0-0	0-0	1-8-9	2	4	3	1	0	0	30
vs. California		DNP - CD										
Savannah State		0-0	0-0	0-0	0-2-2	1	0	3	1	0	0	10
at Loyola		DNP - CD										
at Grand Canyon		DNP - CD										
Arizona State		DNP - CD										
Alabama State		0-1	0-0	0-0	0-2-2	1	0	2	1	0	1	15
vs. Southern Miss		2-3	0-0	0-0	1-5-6	0	4	1	4	0	0	22
vs. Tulsa		0-1	0-1	0-2	1-0-1	0	0	2	0	0	0	14
vs. San Francisco		1-2	0-0	0-0	0-2-2	0	2	3	2	0	0	14
New Mexico												
at Nevada												
at Boise State												
San Jose State												
Utah State												
at UNLV												
at Air Force												
Colorado State												
Wyoming												
at Fresno State												
at San Jose State												
Nevada												
at Utah State												
UNLV												
Fresno State												
at Colorado State												
Air Force												
at New Mexico												

MISCELLANEOUS STATS / SAN DIEGO STATE RECORD

Category	2016-17 Season Games	SDSU W/L	Career Games	Career SDSU W/L
Double-Figure Scoring	0	0-0	0	0-0
20-Point Games	0	0-0	0	0-0
Led SDSU in Scoring	0	0-0	0	0-0
Led SDSU in Rebounding	2	2-0	2	2-0
Led SDSU in Assists	1	1-0	4	3-1
Multiple 3FG	0	0-0	0	0-0
Multiple Steals	1	1-0	5	4-1
One Turnover or Less	6	5-1	59	47-12
Consecutive Games	Current	Long		
Consecutive Games Played	4	7		
One Turnover or Less	0	25		
Scoring A Point	1	5		
Double-Figure Scoring	0	0		
With At Least 1 Assist	6	6		

► WILLIAMS CAREER STATISTICS

Year	G-GS	Min.-Avg.	FG-FGA	Pct.	3P-3PA	Pct.	FT-FTA	Pct.	OR	DR	Reb	Avg.	PF-D	AT	TO	BS	ST	Pts	Avg.
13-14	20-0	127-6.4	4-12	.333	1-1	1.000	4-9	.444	3	8	11	0.6	17-0	8	3	2	0	13	0.7
14-15	17-0	129-7.6	8-14	.571	2-3	.667	1-2	.500	3	9	12	0.7	12-0	7	8	0	10	19	1.1
15-16	19-0	131-6.9	8-19	.421	0-3	.000	8-14	.571	1	12	13	0.7	17-0	6	9	0	6	24	1.3
16-17	8-0	141-17.6	7-15	.467	2-3	.667	0-2	.000	4	23	27	3.4	10-0	15	10	0	4	16	2.0
Totals	64-0	528-8.3	27-60	.450	5-10	.500	13-27	.481	11	52	63	1.0	56-0	36	30	2	20	72	1.1

CAREER HIGHS

Points

Career

Rebounds

Career 1 vs. Savannah State (11-28-16)

Assists

Career

Field Goals

Career

Field Goals Attempted

Career 3 vs. SD Christian (11-16-16)

Three-Point Field Goals

Career

Three-Point FG Attempted

Career 2 vs. SD Christian (11-16-16)

Free Throws

Career

Free Throws Attempted

Career

Steals

Career 1 vs. Savannah State (11-28-16)
1 vs. SD Christian (11-16-16)

Blocked Shots

Career 1 vs. SD Christian (11-16-16)

Minutes Played

Career 12 vs. SD Christian (11-16-16)



12 • EMMANUEL WILSON

GUARD • 6-2 • 185 • FRESHMAN - RS
DALLAS, TEXAS (PLANO EAST SENIOR HIGH)

Quick Hits

- * Seen action five times this season (two exhibitions, three games).
- * Has two steals in three games (16 minutes).
- * Made the team last season through the school's open tryouts.

Season Highlights

- * Made his collegiate debut vs. San Diego Christian (11-16-16) and had one blocked shot and one steal in 12 minutes.
- * Had one rebound and one steals vs. Savannah State (11-28-16).

2016-17 GAME-BY-GAME STATISTICS

Opponent	GS	FG	3FG	FT	O-D-R	PF	TP	A	TO	B	S	MP
San Diego				DNP - CD								
at Gonzaga				Did Not Travel								
San Diego Christian	0-3	0-2	0-0	0-0-0	3	0	0	3	1	1	12	
vs. California				Did Not Travel								
Savannah State	0-1	0-1	0-0	0-1-1	0	0	0	1	0	1	3	
at Loyola				Did Not Travel								
at Grand Canyon				Did Not Travel								
Arizona State				DNP - CD								
Alabama State	0-0	0-0	0-0	0-0-0	0	0	0	0	0	0	1	
vs. Southern Miss				Did Not Travel								
vs. Tulsa				Did Not Travel								
vs. San Francisco				Did Not Travel								
New Mexico												
at Nevada												
at Boise State												
San Jose State												
Utah State												
at UNLV												
at Air Force												
Colorado State												
Wyoming												
at Fresno State												
at San Jose State												
Nevada												
at Utah State												
UNLV												
Fresno State												
at Colorado State												
Air Force												
at New Mexico												

MISCELLANEOUS STATS / SAN DIEGO STATE RECORD

Category	2016-17 Season	
	Games	SDSU W/L
Double-Figure Scoring	0	0-0
20-Point Games	0	0-0
Led SDSU in Scoring	0	0-0
Led SDSU in Rebounding	0	0-0
Led SDSU in Assists	0	0-0
Multiple 3FG	0	0-0
Multiple Steals	0	0-0
One Turnover or Less	2	2-0
Consecutive Games	Current	Long
Consecutive Games Played	1	1
One Turnover or Less	2	2
Scoring A Point	0	0
Double-Figure Scoring	0	0
With At Least 1 Assist	0	0

► WILSON CAREER STATISTICS

Year	G-GS	Min.-Avg.	FG-FGA	Pct.	3P-3PA	Pct.	FT-FTA	Pct.	OR	DR	Reb	Avg.	PF-D	AT	TO	BS	ST	Pts	Avg.
16-17	3-0	16-5.3	0-4	.000	0-3	.000	0-0	.000	0	0	1	0.3	3-0	0	4	1	2	0	0.0

SEASON / CAREER HIGHS

Points

Season	18 vs. Savannah State (11-28-16)
Career	18 vs. Savannah State (11-28-16)

Rebounds

Season	13 vs. Southern Miss (12-22-16)
Career	13 vs. Southern Miss (12-22-16)

Assists

Season	3 vs. Alabama State (12-12-16)
Career	4 vs. Kansas (12-22-15)

Field Goals

Season	6 vs. San Francisco (12-25-16)
	6 vs. Savannah State (11-28-16)
Career	6 vs. San Francisco (12-25-16)
	6 vs. Savannah State (11-28-16)

Field Goals Attempted

Season	11 at Grand Canyon (12-7-16)
Career	11 at Grand Canyon (12-7-16)

Three-Point Field Goals

Season	1 vs. San Francisco (12-25-16)
	1 vs. California (11-21-16)
Career	1 vs. San Francisco (12-25-16)
	1 vs. California (11-21-16)
	1 vs. Biola (12-7-15)
	1 vs. East Carolina (11-23-15)

Three-Point FG Attempted

Season	1 vs. San Francisco (12-25-16)
	1 at Grand Canyon (12-7-16)
	1 at Loyola (12-3-16)
	1 vs. California (11-21-16)
	1 vs. SD Christian (11-16-16)
	1 vs. San Diego (11-11-16)
Career	3 vs. Biola (12-7-15)

Free Throws

Season	9 at Grand Canyon (12-7-16)
Career	9 at Grand Canyon (12-7-16)

Free Throws Attempted

Season	11 at Grand Canyon (12-7-16)
Career	11 at Grand Canyon (12-7-16)

Steals


Season	3 vs. SD Christian (11-16-16)
Career	3 vs. SD Christian (11-16-16)

Blocked Shots

Season	2 vs. Alabama State (12-12-16)
Career	4 at Fresno State (2-10-16)

Minutes Played

Season	36 vs. San Diego (11-11-16)
Career	36 vs. San Diego (11-11-16)



14 • ZYLAN CHEATHAM

FORWARD • 6-9 • 220 • SOPHOMORE - 1L
PHOENIX, ARIZ. (SOUTH MOUNTAIN HIGH)

Quick Hits

- * Named Hawaiian Airlines Diamond Head Classic Most Outstanding Player (15.7 ppg, 9.3 rpg, 1.3 apg, 0.3 bpg, 1.3 spg, .667 FG, 1.000 3FG, .857 FT).
- * Has started every game this season.
- * Is third on the team in steals (14).
- * Grabbed 23 offensive rebounds in his last eight games.
- * His 6-for-6 effort from the field vs. Savannah State (11-28-16) was tied for the third-best shooting performance of the Steve Fisher era... Also went 5-for-5 vs. Alabama State (12-12-16).

Season Highlights

- * Played a career-high 36 minutes and did not commit a foul for an injury-plagued team vs. San Diego (11-11-16).
- * Had a team-high six rebounds and two assists at No. 14/14 Gonzaga (11-14-16).
- * Posted season highs in points (15), rebounds (7), assists (2) and steals (career-high 3) vs. San Diego Christian (11-16-16).
- * Scored a career-high 18 points after making a career-high six field goals (6-for-6) and grabbed a team-high eight rebounds in 22 minutes vs. Savannah State (11-28-16).
- * Scored 17 points, the most away from Viejas Arena, and grabbed a career-high 12 rebounds at Grand Canyon (12-7-16)... Made a career-high nine free throws.
- * Made all five shot attempts to finish with 11 points, while adding a season-high three assists and two blocked shots vs. Alabama State (12-12-16).
- * Recorded a game-high 16 points and led all players with a career-high 13 rebounds, while adding three assists vs. Southern Miss (12-22-16) at the Diamond Head Classic.
- * Scored in double figures for a third straight game, a career best, when he finished with 15 points vs. Tulsa (12-23-16) in the semifinals of the Diamond Head Classic.
- * Produced a double-double with a team-high 16 points and a game-best 11 rebounds to go with two steals vs. San Francisco (12-25-16) in the championship game of the Diamond Head Classic.

2016-17 GAME-BY-GAME STATISTICS

Opponent	GS	FG	3FG	FT	O-D-R	PF	TP	A	TO	B	S	MP
San Diego	*	3-7	0-1	2-3	2-2-4	0	8	1	1	1	1	36
at Gonzaga	*	1-3	0-0	2-2	0-6-6	3	4	2	3	1	1	31
San Diego Christian	*	5-10	0-1	5-6	2-5-7	3	15	2	5	0	3	33
vs. California	*	3-6	1-1	1-3	1-1-2	4	8	0	0	0	0	21
Savannah State	*	6-6	0-0	6-7	3-5-8	3	18	1	0	1	2	22
at Loyola	*	3-10	0-1	0-1	3-1-4	3	6	1	1	0	0	26
at Grand Canyon	*	4-11	0-1	9-11	5-7-12	4	17	1	2	1	0	28
Arizona State	*	2-5	0-0	3-4	3-2-5	5	7	2	4	1	2	26
Alabama State	*	5-5	0-0	1-2	2-4-6	1	11	3	2	2	1	21
vs. Southern Miss	*	4-6	0-0	8-9	3-10-13	1	16	3	1	1	0	28
vs. Tulsa	*	4-8	0-0	7-8	1-3-4	1	15	1	1	0	2	28
vs. San Francisco	*	6-7	1-1	3-4	3-8-11	1	16	0	2	0	2	33
New Mexico												
at Nevada												
at Boise State												
San Jose State												
Utah State												
at UNLV												
at Air Force												
Colorado State												
Wyoming												
at Fresno State												
at San Jose State												
Nevada												
at Utah State												
UNLV												
Fresno State												
at Colorado State												
Air Force												
at New Mexico												

MISCELLANEOUS STATS / SAN DIEGO STATE RECORD

Category	2016-17 Season Games	SDSU W/L	Career Games	SDSU W/L
Double-Figure Scoring	7	6-1	17	14-3
Double-Figure Rebounds	3	2-1	9	6-3
Double-Doubles	3	2-1	5	4-1
Led SDSU in Scoring	3	3-0	5	4-1
Led SDSU in Rebounding	5	3-2	16	9-7
Led SDSU in Assists	3	1-2	7	3-4
15+ Point Games	6	5-1	8	7-1
15+ Rebound Games	0	0-0	0	0-0
Consecutive Games	Current	Long		
Double-Figure Scoring	4	4		
With At Least 1 Assist	0	7		
Played 30 or More Minutes	1	3		
Consecutive Made FTs	2	8		

► CHEATHAM CAREER STATISTICS

Year	G-GS	Min.-Avg.	FG-FGA	Pct.	3P-3PA	Pct.	FT-FTA	Pct.	OR	DR	Reb	Avg.	PF-D	AT	TO	BS	ST	Pts	Avg.
15-16	38-26	791-20.8	93-176	.528	3-17	.176	111-155	.716	62	143	205	5.4	87-2	36	72	26	22	300	7.9
16-17	12-12	333-27.8	46-84	.548	2-6	.333	47-60	.783	28	54	82	6.8	29-1	17	22	8	14	141	11.8
Totals	50-38	1,124-22.5	139-260	.535	5-23	.217	158-215	.735	90	197	287	5.7	116-3	53	94	34	36	441	8.8

SEASON / CAREER HIGHS

Points

Season	15 vs. Savannah State (11-28-16)
Career	16 at Colorado State (1-24-15)

Rebounds

Season	5 at Grand Canyon (12-7-16)
Career	5 at Grand Canyon (12-7-16)
	5 vs. Nevada (3-7-15)
	5 vs. UC Riverside (12-22-14)
	5 at UNLV (3-14-14)
	5 vs. St. Katherine (12-27-13)

Assists

Season	2 at Grand Canyon (12-7-16)
Career	6 vs. Air Force (2-13-16)

Field Goals

Season	5 vs. Savannah State (11-28-16)
Career	6 at Colorado State (1-24-15)

Field Goals Attempted

Season	13 vs. Savannah State (11-28-16)
Career	13 vs. Savannah State (11-28-16)

Three-Point Field Goals

Season	5 vs. Savannah State (11-28-16)
Career	5 vs. Savannah State (11-28-16)

Three-Point FG Attempted

Season	12 vs. Savannah State (11-28-16)
Career	12 vs. Savannah State (11-28-16)
	12 vs. Air Force (12-31-14)

Free Throws

Season	1 vs. California (11-21-16)
Career	3 vs. San José State (2-25-14)

Free Throws Attempted

Season	2 vs. California (11-21-16)
Career	4 vs. Fresno State (1-15-14)
	4 vs. St. Katherine (12-27-13)

Steals

Season	2 vs. Alabama State (12-12-16)
Career	3 at Wyoming (1-14-15)

Blocked Shots

Season	2 vs. San Francisco (12-25-16)
	2 vs. Tulsa (12-23-16)
Career	3 at Air Force (1-20-15)

Minutes Played

Season	26 vs. San Francisco (12-25-16)
Career	29 at Boise State (2-8-15)



20 • MATT SHRIGLEY

FORWARD • 6-6 • 190 • SENIOR - 3L
SAN DIEGO, CALIF. (LA COSTA CANYON HIGH)

Quick Hits

- * Has played the second-most games among all Aztecs (94).
- * Made 18 three-pointers over his last nine games and seven in his last three outings.
- * Has knocked down 113 career three-pointers, which is the most on the team and 11th-most in school history.
- * Only committed 55 turnovers in 1,614 career minutes.

Season Highlights

- * Made his season debut at No. 14/14 Gonzaga (11-14-16) and had three rebounds in 14 minutes after missing the opener vs. San Diego (11-11-16) due to an ankle injury.
- * Knocked down three treys en route to 10 points vs. California (11-21-16).
- * Established a career high with five three-pointers and finished with 15 points vs. Savannah State (11-28-16).
- * Started his first game of the season vs. Alabama State (12-12-16) and finished with five points, four rebounds, one assist, a season-high one blocked shot and a season-best two steals.
- * Made half of his four three-point attempts in a season-high 24 minutes vs. Southern Miss (12-22-16) at the Diamond Head Classic.
- * Knocked down two three-pointers for six points and had two assists and a season-high two blocked shots vs. Tulsa (12-23-16) in the semifinals of the Diamond Head Classic.
- * Was 3-for-6 from behind the arc and finished with nine points and a season-high two blocked shots vs. San Francisco (12-25-16) in the championship game of the Diamond Head Classic.

2016-17 GAME-BY-GAME STATISTICS

Opponent	GS	FG	3FG	FT	O-D-R	PF	TP	A	TO	B	S	MP
San Diego		DNP - Injured										
at Gonzaga	0-2	0-2	0-0	1-2-3	0	0	0	0	0	0	0	14
San Diego Christian		DNP - Injured										
vs. California	3-7	3-7	1-2	0-1-1	1	10	0	0	0	0	0	19
Savannah State	5-13	5-12	0-0	0-4-4	1	15	0	0	0	0	0	21
at Loyola	2-7	1-4	0-0	1-0-1	1	5	0	0	0	1	1	15
at Grand Canyon	1-3	1-3	0-0	2-3-5	1	3	2	1	0	0	0	24
Arizona State	0-4	0-4	0-0	1-0-1	0	0	1	2	0	1	1	19
Alabama State	*	2-2	1-1	0-0	0-4-4	1	5	1	2	1	2	19
vs. Southern Miss	2-5	2-4	0-0	1-3-4	0	6	0	0	0	0	0	24
vs. Tulsa	2-6	2-5	0-0	1-1-2	3	6	2	1	2	2	2	21
vs. San Francisco	3-6	3-6	0-0	0-2-2	2	9	0	0	2	1	2	26
New Mexico												
at Nevada												
at Boise State												
San Jose State												
Utah State												
at UNLV												
at Air Force												
Colorado State												
Wyoming												
at Fresno State												
at San Jose State												
Nevada												
at Utah State												
UNLV												
Fresno State												
at Colorado State												
Air Force												
at New Mexico												

MISCELLANEOUS STATS / SAN DIEGO STATE RECORD

Category	2016-17 Season Games	SDSU W/L	Career Games	Career SDSU W/L
Double-Figure Scoring	2	2-0	17	15-2
20-Point Games	0	0-0	0	0-0
Led SDSU in Scoring	0	0-0	1	1-0
Led SDSU in Rebounding	0	0-0	0	0-0
Led SDSU in Assists	0	0-0	4	2-2
Multiple 3FG	5	5-0	30	26-4
Multiple Steals	2	2-0	9	8-1
One Turnover or Less	8	5-3	76	59-17
Consecutive Games	Current	Long		
Consecutive Games Played	9	36		
Without Fouling Out	94	94		
Scoring A Point	4	11		
Double-Figure Scoring	0	3		
With At Least 1 Assist	0	9		

► SHRIGLEY CAREER STATISTICS

Year	G-GS	Min.-Avg.	FG-FGA	Pct.	3P-3PA	Pct.	FT-FTA	Pct.	OR	DR	Reb	Avg.	PF-D	AT	TO	BS	ST	Pts	Avg.
13-14	36-3	568-15.8	63-168	.375	40-113	.354	22-33	.667	8	48	56	1.6	54-0	18	17	12	14	188	5.2
14-15	30-17	632-21.1	53-156	.340	41-126	.325	6-6	1.000	6	43	49	1.6	38-0	31	26	9	24	153	5.1
15-16	18-0	212-11.8	15-54	.278	14-49	.286	0-1	.000	3	15	18	1.0	18-0	11	6	2	2	44	2.4
16-17	10-1	202-20.2	20-55	.364	18-48	.375	1-2	.500	7	20	27	2.7	10-0	6	6	5	7	59	5.9
Totals	94-21	1,614-17.2	151-433	.349	113-336	.336	29-42	.690	24	126	150	1.6	120-0	66	55	28	47	444	4.7

SEASON / CAREER HIGHS

Points

Season	16 vs. Alabama State (12-12-16)
Career	22 at Colorado State (1-24-15)

Rebounds

Season	7 vs. Alabama State (12-12-16)
	7 at Loyola (12-3-16)
Career	12 vs. Washington (3-21-16)

Assists

Season	3 at Grand Canyon (12-7-16)
	3 at Loyola (12-3-16)
Career	5 vs. UNLV (3-5-16)

Field Goals

Season	6 vs. Alabama State (12-12-16)
	6 vs. California (11-21-16)
Career	9 at Colorado State (1-24-15)

Field Goals Attempted

Season	10 vs. Alabama State (12-12-16)
	10 vs. California (11-21-16)
Career	16 vs. Fresno State (3-12-16)

Three-Point Field Goals

Season	2 vs. Southern Miss (12-22-16)
Career	4 at Colorado State (1-24-15)

Three-Point FG Attempted

Season	3 at Loyola (12-3-16)
Career	5 vs. Georgia Tech (3-23-16)
	5 vs. Utah State (3-10-16)
	5 vs. Air Force (2-13-16)
	5 at Long Beach State (12-1-15)
	5 vs. SD Christian (11-18-15)
	5 vs. Utah State (1-31-15)

Free Throws

Season	3 vs. Alabama State (12-12-16)
Career	6 at New Mexico (3-1-16)

Free Throws Attempted

Season	7 vs. Alabama State (12-12-16)
Career	7 vs. Alabama State (12-12-16)

Steals

Season	2 vs. Arizona State (12-10-16)
	2 at Grand Canyon (12-7-16)
Career	2 vs. Arizona State (12-10-16)
	2 at Grand Canyon (12-7-16)
	2 vs. New Mexico (2-6-16)
	2 vs. California (11-26-15)
	2 vs. Bakersfield (11-20-14)

Blocked Shots

Season	3 vs. Southern Miss (12-22-16)
Career	3 vs. Southern Miss (12-22-16)
	3 vs. Colorado State (2-2-16)
	3 vs. Nevada (3-7-15)
	3 vs. Boise State (2-28-15)

Minutes Played

Season	29 at Loyola (12-3-16)
Career	37 at New Mexico (3-1-16)



21 • MALIK POPE

FORWARD • 6-10 • 220 • JUNIOR - 2L
SACRAMENTO, CALIF. (LAGUNA CREEK HIGH)

Quick Hits

- * Missed the first three games of the season (knee), but debuted vs. California (11-21-16).
- * Had the second-highest three-point field-goal percentage (.373) and made the third-most three-pointers on the team (38) in 2015-16 despite averaging the sixth-most minutes (21.3).
- * Nine of his 18 career double-figure scoring efforts came away from Viejas Arena.

Season Highlights

- * Scored SDSU's first six points vs. California (11-21-16) and finished with 14 to go with five rebounds vs. California (11-21-16).
- * Blocked a team-high two shots vs. Savannah State (11-28-16).
- * Led the team with seven rebounds, three assists and two blocked shots at Loyola (12-3-16).
- * Led the team for the second straight game with three assists and had a career- and team-high two steals at Grand Canyon (12-7-16).
- * Was 6-for-10 from the field for a team-best 16 points and team-high seven rebounds vs. Alabama State (12-12-16).
- * Matched his career high with three blocked shots while adding nine points vs. Southern Miss (12-22-16) at the Diamond Head Classic.

2016-17 GAME-BY-GAME STATISTICS

Opponent	GS	FG	3FG	FT	O-D-R	PF	TP	A	TO	B	S	MP
San Diego		DNP - Injured										
at Gonzaga		DNP - Injured										
San Diego Christian		DNP - Injured										
vs. California	*	6-10	0-1	2-3	4-1-5	5	14	0	2	0	1	19
Savannah State	*	3-7	0-2	2-3	1-4-5	0	8	1	3	2	0	22
at Loyola	*	3-8	1-3	0-0	0-7-7	1	7	3	4	2	0	29
at Grand Canyon	*	2-6	0-1	0-0	1-1-2	2	4	3	0	0	2	21
Arizona State	*	2-6	0-1	0-0	1-2-3	2	4	1	2	0	2	20
Alabama State	*	6-10	1-2	3-7	0-7-7	1	16	2	1	0	0	28
vs. Southern Miss	*	3-7	2-5	1-2	2-2-4	2	9	0	1	3	0	24
vs. Tulsa		DNP - Injured										
vs. San Francisco		DNP - Injured										
New Mexico												
at Nevada												
at Boise State												
San Jose State												
Utah State												
at UNLV												
at Air Force												
Colorado State												
Wyoming												
at Fresno State												
at San Jose State												
Nevada												
at Utah State												
UNLV												
Fresno State												
at Colorado State												
Air Force												
at New Mexico												

MISCELLANEOUS STATS / SAN DIEGO STATE RECORD

Category	2016-17 Season Games	SDSU W/L	Career Games	Career SDSU W/L
Double-Figure Scoring	2	2-0	18	15-3
Double-Doubles	0	0-0	4	3-1
Led SDSU in Scoring	1	1-0	8	5-3
Led SDSU in Rebounding	2	1-1	12	8-4
Led SDSU in Assists	2	0-2	7	4-3
15+ Point Games	1	1-0	8	6-2
2+ Assist Games	3	1-2	13	9-4
Consecutive Games	Current	Long		
Double-Figure Scoring	0	4		
With At Least 1 Assist	0	5		
Played 30 or More Minutes	0	1		
Consecutive Made FTs	0	8		

► POPE CAREER STATISTICS

Year	G-GS	Min.-Avg.	FG-FGA	Pct.	3P-3PA	Pct.	FT-FTA	Pct.	OR	DR	Reb	Avg.	PF-D	AT	TO	BS	ST	Pts	Avg.
14-15	31-0	459-14.8	56-123	.455	20-49	.408	27-40	.675	25	59	84	2.7	30-0	19	25	24	8	159	5.1
15-16	38-16	810-21.3	101-252	.401	38-102	.373	37-57	.649	33	156	189	5.0	56-1	29	41	29	10	277	7.3
16-17	7-7	163-23.3	25-54	.463	4-15	.267	8-15	.533	9	24	33	4.7	13-1	10	13	7	5	62	8.9
Totals	76-23	1,432-18.8	182-429	.424	62-166	.373	72-112	.643	67	239	306	4.0	99-2	58	79	60	23	498	6.6

SEASON / CAREER HIGHS

Points

Season	12 vs. Savannah State (11-28-16)
Career	21 vs. UMKC (11-14-14)

Rebounds

Season	6 at Gonzaga (11-14-16)
Career	7 vs. UMKC (11-14-14)

Assists

Season	2 vs. Alabama State (12-12-16)
Career	3 vs. Florida (2-24-15)

Field Goals

Season	4 vs. Savannah State (11-28-16)
Career	9 vs. UMKC (11-14-14)

Field Goals Attempted

Season	9 vs. Savannah State (11-28-16)
Career	23 vs. UMKC (11-14-14)

Three-Point Field Goals

Season	2 vs. Savannah State (11-28-16)
Career	4 at Chaminade (11-26-14)

Three-Point FG Attempted

Season	4 vs. Savannah State (11-28-16)
	4 at Gonzaga (11-14-16)
Career	8 at Chaminade (11-26-14)

Free Throws

Season	4 vs. Tulsa (12-23-16)
	4 vs. Alabama State (12-12-16)
Career	8 vs. Arizona (11-24-14)

Free Throws Attempted

Season	4 vs. Tulsa (12-23-16)
	4 vs. Alabama State (12-12-16)
Career	12 vs. Arizona (11-24-14)

Steals

Season	2 vs. Tulsa (12-23-16)
Career	3 at Chaminade (11-26-14)

Blocked Shots

Season	
Career	1 vs. Oklahoma State (12-30-14)
	1 vs. Elon (12-11-14)

Minutes Played

Season	32 vs. San Diego (11-11-16)
Career	36 vs. UMKC (11-14-14)



23 • MONTAQUE GILL-CAESAR

GUARD • 6-6 • 215 • SOPHOMORE - TR
VAUGHAN, ONTARIO, CANADA (MISSOURI)

Quick Hits

- * Named the preseason Mountain West Newcomer of the Year.
- * His 9.1 scoring average as a freshman in 2014-15 would have ranked fourth on the team last season.
- * Averaged 11.0 points at the 2014 Maui Invitational, the same tournament the Aztecs competed in.
- * Scored 15 or more points in seven of his 13 double-digit scoring efforts in 2014-15.

Season Highlights

- * Started his first SDSU game vs. San Diego (11-11-16) after becoming eligible following his transfer, making him the first to do so since Josh Davis in 2013-14.
- * Came off the bench to grab a team-best six rebounds at No. 14/14 Gonzaga (11-14-16).
- * Posted 12 points, which was one more than he had coming into the game, and five rebounds vs. Savannah State (11-28-16).
- * Made half of his six attempts from the field to finish with 11 points and a season-high two assists vs. Alabama State (12-12-16).
- * Scored nine points and had a season-high two steals vs. Tulsa (12-23-16) in the semi-finals of the Diamond Head Classic.

2016-17 GAME-BY-GAME STATISTICS

Opponent	GS	FG	3FG	FT	O-D-R	PF	TP	A	TO	B	S	MP
San Diego	*	1-6	0-2	0-0	1-3-4	3	2	0	2	0	0	32
at Gonzaga		2-8	1-4	1-2	0-6-6	1	6	0	2	0	0	20
San Diego Christian	*	0-2	0-0	1-2	0-1-1	0	1	0	0	0	0	8
vs. California		1-4	0-1	0-1	0-1-1	2	2	0	1	0	0	6
Savannah State		4-9	2-4	2-2	3-2-5	0	12	0	2	0	1	19
at Loyola		1-2	0-0	0-0	0-0-0	1	2	0	2	0	0	15
at Grand Canyon		0-1	0-0	0-0	0-0-0	0	0	0	0	0	0	4
Arizona State		0-3	0-2	2-2	0-1-1	0	2	1	1	0	0	10
Alabama State		3-6	1-3	4-4	0-2-2	2	11	2	1	0	1	24
vs. Southern Miss		0-1	0-0	0-0	0-0-0	1	0	0	1	0	0	7
vs. Tulsa		2-5	1-1	4-4	0-1-1	2	9	0	1	0	2	17
vs. San Francisco		0-3	0-2	0-0	0-2-2	1	0	1	1	0	0	15
New Mexico												
at Nevada												
at Boise State												
San Jose State												
Utah State												
at UNLV												
at Air Force												
Colorado State												
Wyoming												
at Fresno State												
at San Jose State												
Nevada												
at Utah State												
UNLV												
Fresno State												
at Colorado State												
Air Force												
at New Mexico												

MISCELLANEOUS STATS / SAN DIEGO STATE RECORD

Category	2016-17 Season Games	SDSU W/L	Career Games	Career SDSU W/L
Double-Figure Scoring	2	2-0	15	2-0
Double-Figure Rebounds	0	0-0	0	0-0
Double-Doubles	0	0-0	0	0-0
Led SDSU in Scoring	0	0-0	0	0-0
Led SDSU in Rebounding	1	0-1	1	0-1
Led SDSU in Assists	0	0-0	0	0-0
15+ Point Games	0	0-0	7	0-0
One Turnover or Less	8	6-2	19	6-2
Multiple Three-Pointers	1	1-0	9	1-0
Consecutive Games	Current	Long		
Double-Figure Scoring	0	1		
With At Least 1 Assist	1	2		
Played 30 or More Minutes	0	1		
Consecutive Made FTs	12	12		

► GILL-CAESAR CAREER STATISTICS

* - Missouri

Year	G-GS	Min.-Avg.	FG-FGA	Pct.	3P-3PA	Pct.	FT-FTA	Pct.	OR	DR	Reb	Avg.	PF-D	AT	TO	BS	ST	Pts	Avg.
14-15*	27-13	647-24.0	84-231	.364	29-94	.309	49-66	.742	20	60	80	3.0	55-1	14	52	2	19	246	9.1
16-17	12-2	177-14.8	14-50	.280	5-19	.263	14-17	.824	4	19	23	1.9	13-0	4	14	0	4	47	3.9
Totals	39-15	824-21.1	98-281	.349	34-113	.301	63-83	.759	24	79	103	2.6	68-1	18	66	2	23	293	7.5

CAREER HIGHS

Points

Career 4 vs. SD Christian (11-16-16)

Rebounds

Career 1 vs. Southern Miss (12-22-16)
1 vs. Alabama State (12-12-16)
1 vs. Savannah State (11-28-16)
1 vs. SD Christian (11-16-16)

Assists

Career

Field Goals

Career 2 vs. SD Christian (11-16-16)

Field Goals Attempted

Career 6 vs. SD Christian (11-16-16)

Three-Point Field Goals

Career

Three-Point FG Attempted

Career 1 vs. SD Christian (11-16-16)
1 at Gonzaga (11-14-16)

Free Throws

Career

Free Throws Attempted

Career

Steals

Career

Blocked Shots

Career

Minutes Played

Career 18 vs. SD Christian (11-16-16)



24 • NOLAN NARAIN

FORWARD • 6-9 • 220 • FRESHMAN - RS

HAMILTON, ONTARIO, CANADA (LA LUMIERE SCHOOL)

Quick Hits

- * Has seen action in six games this season.
- * Grabbed a rebound in his last four outings.
- * Is one of six players this season that stand 6-9 or taller.

Season Highlights

- * Made his first field-goal attempt of his career (1-1) in four minutes of action vs. San Diego (11-11-16).
- * Played 10 minutes at No. 14/14 Gonzaga (11-14-16).
- * Scored four points and grabbed his first career rebound vs. San Diego Christian (11-16-16).
- * Made his only attempt from the field to finish with two points and one rebound vs. Alabama State (12-12-16).

2016-17 GAME-BY-GAME STATISTICS

Opponent	GS	FG	3FG	FT	O-D-R	PF	TP	A	TO	B	S	MP
San Diego	1-1	0-0	0-0	0-0-0	1	2	0	0	0	0	0	4
at Gonzaga	0-3	0-1	0-0	0-0-0	1	0	0	0	0	0	0	10
San Diego Christian	2-6	0-1	0-0	0-1-1	2	4	0	1	0	0	0	18
vs. California	DNP - CD											
Savannah State	0-3	0-0	0-0	0-1-1	0	0	0	0	0	0	0	5
at Loyola	DNP - CD											
at Grand Canyon	DNP - CD											
Arizona State	DNP - CD											
Alabama State	1-1	0-0	0-0	1-0-1	0	2	0	0	0	0	0	3
vs. Southern Miss	0-0	0-0	0-0	0-1-1	1	0	0	1	0	0	0	1
vs. Tulsa	DNP - CD											
vs. San Francisco	DNP - CD											
New Mexico												
at Nevada												
at Boise State												
San Jose State												
Utah State												
at UNLV												
at Air Force												
Colorado State												
Wyoming												
at Fresno State												
at San Jose State												
Nevada												
at Utah State												
UNLV												
Fresno State												
at Colorado State												
Air Force												
at New Mexico												

MISCELLANEOUS STATS / SAN DIEGO STATE RECORD

Category	2016-17 Season	
	Games	SDSU W/L
Double-Figure Scoring	0	0-0
15-Point Games	0	0-0
Led SDSU in Scoring	0	0-0
Led SDSU in Rebounding	0	0-0
Led SDSU in Assists	0	0-0
Multiple Steals	0	0-0
One Turnover or Less	6	5-1
Consecutive Games	Current	Long
Consecutive Games Played	0	3
Without Fouling Out	6	6
Scoring A Point	0	1
One Turnover or Less	6	6

► NARAIN CAREER STATISTICS

Year	G-GS	Min.-Avg.	FG-FGA	Pct.	3P-3PA	Pct.	FT-FTA	Pct.	OR	DR	Reb	Avg.	PF-D	AT	TO	BS	ST	Pts	Avg.
16-17	6-0	41-6.8	4-14	.286	0-2	.000	0-0	.000	1	3	4	0.7	5-0	0	2	0	0	8	1.3

SEASON / CAREER HIGHS

Points

Season
Career 6 vs. San José State (2-25-14)

Rebounds

Season
Career 1 vs. UNLV (3-5-16)
1 vs. San Diego Christian (12-27-14)
1 vs. San José State (2-25-14)
1 vs. St. Katherine (12-27-13)
1 vs. McNeese State (12-21-13)

Assists

Season
Career 1 vs. UNLV (3-5-16)
1 vs. St. Katherine (12-27-13)

Field Goals

Season
Career 2 vs. UNLV (3-5-16)
2 vs. San José State (2-25-14)
2 vs. St. Katherine (12-27-13)

Field Goals Attempted

Season
Career 3 vs. UNLV (3-5-16)

Three-Point Field Goals

Season
Career 2 vs. San José State (2-25-14)

Three-Point FG Attempted

Season
Career 2 vs. UNLV (3-5-16)
2 vs. San Diego Christian (12-27-14)
2 vs. UC Riverside (12-22-14)
2 vs. San José State (2-25-14)

Free Throws

Season
Career

Free Throws Attempted

Season
Career

Steals

Season 1 vs. Nicholls (12-10-15)
Career 1 vs. Nicholls (12-10-15)

Blocked Shots

Season
Career 1 vs. San Diego Christian (12-27-14)

Minutes Played

Season
Career 4 vs. St. Katherine (12-27-13)



Quick Hits

- * Has not played this season.
- * A walk-on who made the team through SDSU's open tryout process prior to the 2013-14 campaign.
- * Attempted a shot in five of seven games last year and in 11 of 16 career outings.
- * Has played in 16 career games, including a career-high seven last season.

33 • NIKSHA FEDERICO

FORWARD • 6-7 • 200 • SENIOR - SQ
SAN DIEGO, CALIF. (CATHEDRAL CATHOLIC HIGH)

2016-17 GAME-BY-GAME STATISTICS

Opponent	GS	FG	3FG	FT	O-D-R	PF	TP	A	TO	B	S	MP
San Diego				Did Not Dress								
at Gonzaga				Did Not Travel								
San Diego Christian				Did Not Dress								
vs. California				Did Not Travel								
Savannah State				Did Not Dress								
at Loyola				Did Not Travel								
at Grand Canyon				Did Not Travel								
Arizona State				Did Not Dress								
Alabama State				Did Not Dress								
vs. Southern Miss				Did Not Travel								
vs. Tulsa				Did Not Travel								
vs. San Francisco				Did Not Travel								
New Mexico												
at Nevada												
at Boise State												
San Jose State												
Utah State												
at UNLV												
at Air Force												
Colorado State												
Wyoming												
at Fresno State												
at San Jose State												
Nevada												
at Utah State												
UNLV												
Fresno State												
at Colorado State												
Air Force												
at New Mexico												

MISCELLANEOUS STATS / SAN DIEGO STATE RECORD

Category	2016-17 Season Games	SDSU W/L	Career Games	Career SDSU W/L
Double-Figure Scoring	0	0-0	0	0-0
Double-Figure Rebounds	0	0-0	0	0-0
Double-Doubles	0	0-0	0	0-0
Led SDSU in Scoring	0	0-0	0	0-0
Led SDSU in Rebounding	0	0-0	0	0-0
Led SDSU in Assists	0	0-0	0	0-0
15+ Point Games	0	0-0	0	0-0
One Turnover or Less	0	0-0	16	15-1
Multiple Three-Pointers	0	0-0	1	1-0
Consecutive Games	Current	Long		
Double-Figure Scoring	0	0		
With At Least 1 Assist	0	1		
Played 30 or More Minutes	0	0		
Consecutive Made FTs	0	0		

► FEDERICO CAREER STATISTICS

Year	G-GS	Min.-Avg.	FG-FGA	Pct.	3P-3PA	Pct.	FT-FTA	Pct.	OR	DR	Reb	Avg.	PF-D	AT	TO	BS	ST	Pts	Avg.
13-14	4-0	10-2.5	4-6	.667	3-5	.600	0-0	.000	1	2	3	0.8	1-0	1	0	0	0	11	2.8
14-15	5-0	8-1.6	0-4	.000	0-4	.000	0-0	.000	0	1	1	0.2	1-0	0	0	1	0	0	0.0
15-16	7-0	12-1.7	3-8	.375	2-6	.333	0-0	.000	0	1	1	0.1	1-0	1	0	0	1	8	1.1
16-17																			
Totals	16-0	30-1.9	7-18	.389	5-15	.333	0-0	.000	1	4	5	0.3	3-0	2	0	1	1	19	1.2

SEASON / CAREER HIGHS

Points

Season	28 at Grand Canyon (12-7-16)
Career	28 at Grand Canyon (12-7-16)

Rebounds

Season	5 at Grand Canyon (12-7-16)
Career	6 vs. New Mexico (2-6-16)
	6 vs. California (11-26-15)
	6 vs. Illinois State (11-13-15)

Assists

Season	9 vs. Savannah State (11-28-16)
Career	9 vs. Savannah State (11-28-16)

Field Goals

Season	9 at Grand Canyon (12-7-16)
	9 vs. SD Christian (11-16-16)
	9 vs. San Diego (11-11-16)
Career	9 at Grand Canyon (12-7-16)
	9 vs. SD Christian (11-16-16)
	9 vs. San Diego (11-11-16)

Field Goals Attempted

Season	15 at Grand Canyon (12-7-16)
	15 vs. California (11-21-16)
	15 vs. San Diego (11-11-16)
Career	16 vs. New Mexico (2-6-16)
	16 vs. Grand Canyon (12-18-15)

Three-Point Field Goals

Season	7 at Grand Canyon (12-7-16)
Career	7 at Grand Canyon (12-7-16)

Three-Point FG Attempted

Season	8 vs. Arizona State (12-7-16)
Career	8 at Grand Canyon (12-7-16)

Free Throws

Season	6 vs. Arizona State (12-10-16)
	6 vs. California (11-21-16)
Career	10 vs. New Mexico (2-6-16)

Free Throws Attempted

Season	8 vs. Arizona State (12-10-16)
Career	10 vs. New Mexico (2-6-16)

Steals

Season	3 vs. Tulsa (12-23-16)
	3 vs. San Diego (11-11-16)
Career	4 at Wyoming (2-24-16)

Blocked Shots

Season	2 vs. California (11-21-16)
Career	2 vs. California (11-21-16)
	2 vs. Wyoming (12-30-15)
	2 at Utah (11-16-15)

Minutes Played

Season	35 at Grand Canyon (12-7-16)
Career	38 vs. New Mexico (2-6-16)



42 • JEREMY HEMSLEY

GUARD • 6-3 • 190 • SOPHOMORE - 1L
RANCHO CUCAMONGA, CALIF. (DAMIEN HIGH)

Quick Hits

- * Became the 12th player in Division I this season to have a game with at least nine assists and zero turnovers when he accomplished the feat vs. Savannah State (11-28-16).
- * SDSU is 9-0 when he has at least four assists, 13-2 when he scored at least 15 points and 19-4 when he commits one turnover or less.
- * Is 9-for-17 from three-point range at home this year.

Season Highlights

- * Set career highs in points (25) and field goals (9), while adding a team-high-tying two assists and a game-high-tying three steals in just 28 minutes vs. San Diego (11-11-16).
- * Led the team with 14 points and two assists at No. 14/14 Gonzaga (11-14-16).
- * Led all players with 23 points on 9-of-12 shooting and five assists vs. San Diego Christian (11-16-16).
- * Had a team-high 15 points, three assists and a career-high two blocked shots vs. California (11-21-16)... He scored 10 straight late in the first half to extend SDSU's six-point lead to 16.
- * Had a career-high nine assists and zero turnovers, while scoring 14 points, vs. Savannah State (11-28-16)... Became the first Aztec to have have a 9-assist, 0-turnover game vs. a Division I opponent since at least 1996-97.
- * Established a new career high with 28 points (25 in second half, 6-6 3FG) on a career-high-matching nine field goals, including a personal-record seven three-pointers, at Grand Canyon (12-7-16)... At one point, he scored 14 straight points and finished by scoring 18 of the team's final 22 points... His 7-for-8 performance from three-point range was tied for the second-best three-point field goal percentage in a Division I game this season (Micah Seaborn of Monmouth was 8-for-9 against South Carolina State on Nov. 26, 2016) and it was the highest 3-point field-goal percentage ever for an SDSU player (minimum eight attempts), matching Al Faux's 7-for-8 performance against Oklahoma State on Dec. 30, 2000.
- * Knocked down 5-of-7 shots from three-point distance and finished with 20 points and a season-high three steals vs. Tulsa (12-23-16) in the semifinals of the Diamond Head Classic.

2016-17 GAME-BY-GAME STATISTICS

Opponent	GS	FG	3FG	FT	O-D-R	PF	TP	A	TO	B	S	MP
San Diego	*	9-15	4-5	3-3	0-4-4	4	25	2	1	0	3	28
at Gonzaga	*	5-14	2-6	2-2	0-4-4	0	14	2	5	0	1	32
San Diego Christian	*	9-12	3-4	2-5	0-2-2	0	23	5	1	1	1	32
vs. California	*	4-15	1-1	6-7	0-3-3	2	15	3	1	2	0	33
Savannah State	*	5-14	2-7	2-4	1-2-3	3	14	9	0	1	0	28
at Loyola	*	3-7	2-3	0-0	1-3-4	4	8	0	0	0	0	26
at Grand Canyon	*	9-15	7-8	3-5	2-3-5	2	28	0	2	0	0	35
Arizona State	*	2-3	0-1	6-8	0-0-0	2	10	1	3	0	0	29
Alabama State		DNP - Injured										
vs. Southern Miss	*	3-8	1-5	2-2	0-1-1	1	9	0	3	1	0	25
vs. Tulsa	*	7-13	5-7	1-4	2-2-4	2	20	2	2	0	3	32
vs. San Francisco	*	5-8	2-4	0-0	1-0-1	4	12	2	3	1	0	23
New Mexico												
at Nevada												
at Boise State												
San Jose State												
Utah State												
at UNLV												
at Air Force												
Colorado State												
Wyoming												
at Fresno State												
at San Jose State												
Nevada												
at Utah State												
UNLV												
Fresno State												
at Colorado State												
Air Force												
at New Mexico												

MISCELLANEOUS STATS / SAN DIEGO STATE RECORD

Category	2016-17 Season		Career	
	Games	SDSU W/L	Games	SDSU W/L
Double-Figure Scoring	9	6-3	35	26-9
Double-Figure Assists	0	0-0	0	0-0
Double-Doubles	0	0-0	0	0-0
Led SDSU in Scoring	6	4-2	20	14-6
Led SDSU in Rebounding	0	0-0	0	0-0
Led SDSU in Assists	5	4-1	18	14-4
15+ Point Games	5	4-1	15	13-2
5+ Assist Games	2	2-0	7	7-0
One Turnover or Less	5	4-1	23	19-4
Consecutive Games	Current	Long		
Double-Figure Scoring	2	8		
With At Least 1 Assist	2	11		
Played 30 or More Minutes	0	4		
Consecutive Made FTs	1	17		

► HEMSLEY CAREER STATISTICS

Year	G-GS	Min.-Avg.	FG-FGA	Pct.	3P-3PA	Pct.	FT-FTA	Pct.	OR	DR	Reb	Avg.	PF-D	AT	TO	BS	ST	Pts	Avg.
15-16	37-25	1,014-27.4	147-342	.430	42-118	.356	107-141	.759	19	70	89	2.4	82-3	68	71	12	27	443	12.0
16-17	11-11	323-29.4	61-124	.492	29-51	.569	27-40	.675	7	24	31	2.8	24-0	26	21	6	8	178	16.2
Totals	48-36	1,337-27.9	208-466	.446	71-169	.420	134-181	.740	26	94	120	2.5	106-3	94	92	18	35	621	12.9

SEASON / CAREER HIGHS

Points

Season	7 vs. Savannah State (11-28-16)
Career	10 vs. Arizona State (2-6-16) 10 vs. New Mexico (12-25-15) 10 vs. Idaho State (11-20-15)

Rebounds

Season	7 at Grand Canyon (12-7-16) 7 vs. Savannah State (11-28-16)
Career	7 vs. Savannah State (11-28-16) 7 vs. Arizona State (2-6-16) 7 vs. Idaho State (11-20-15)

Assists

Season	1 at Loyola (12-3-16)
Career	2 vs. New Mexico (12-25-15)

Field Goals

Season	3 vs. Savannah State (11-28-16)
Career	5 vs. Arizona State (2-6-16)

Field Goals Attempted

Season	5 vs. Savannah State (11-28-16)
Career	7 vs. Arizona State (2-6-16)

Three-Point Field Goals

Season	
Career	

Three-Point FG Attempted

Season	
Career	

Free Throws

Season	1 at Grand Canyon (12-7-16) 1 vs. Savannah State (11-28-16)
Career	4 vs. New Mexico (12-25-15)

Free Throws Attempted

Season	4 at Grand Canyon (12-7-16)
Career	7 vs. New Mexico (12-25-15)

Steals

Season	1 vs. San Francisco (12-25-16) 1 vs. Southern Miss (12-22-16) 1 vs. Savannah State (11-28-16)
Career	1 vs. San Francisco (12-25-16) 1 vs. Southern Miss (12-22-16) 1 vs. Savannah State (11-28-16) 1 at Oregon (2-24-16) 1 at Utah (2-14-16) 1 vs. Northern Iowa (12-23-15) 1 vs. Oklahoma (12-22-15) 1 vs. Texas Southern (11-28-15) 1 vs. Northern Arizona (11-13-15) 1 at UTEP (2-27-13) 1 vs. Louisiana College (11-19-12)

Blocked Shots

Season	3 vs. Alabama State (12-12-16)
Career	6 vs. Idaho State (11-20-15)

Minutes Played

Season	25 at Grand Canyon (12-7-16)
Career	27 vs. New Mexico (12-25-15)



45 • VALENTINE IZUNDU

CENTER • 6-10 • 240 • SENIOR - TR
HOUSTON, TEXAS (WASHINGTON STATE)

Quick Hits

- * Is a 62.4-percent shooter for his career and has only missed 35 shots in 58 games.
- * Is the team's top shot blocker with 84 career rejections, including 50 last season.
- * Is the third graduate transfer to join the program, following in the footsteps of Garrett Green (2012; LSU) and Josh Davis (2014; Tulane).

Season Highlights

- * Had a game-high two blocked shots and three rebounds in his SDSU debut vs. San Diego (11-11-16).
- * Started for the first time for the Aztecs at No. 14/14 Gonzaga (11-14-16) and had a game-high two blocked shots, five rebounds and his first two points in an SDSU uniform.
- * Scored seven points, matched his career high with seven rebounds and blocked a game-high two shots vs. Savannah State (11-28-16).
- * Equaled his career high with seven rebounds, including five offensive, in a season-high 25 minutes at Grand Canyon (12-7-16).
- * Blocked a season- and game-high three shots vs. Alabama State (12-12-16).

2016-17 GAME-BY-GAME STATISTICS

Opponent	GS	FG	3FG	FT	O-D-R	PF	TP	A	TO	B	S	MP
San Diego		0-0	0-0	0-1	2-1-3	0	0	0	0	2	0	16
at Gonzaga	*	1-2	0-0	0-0	2-3-5	3	2	0	1	2	0	24
San Diego Christian		DNP - Injured										
vs. California		0-0	0-0	0-0	0-3-3	4	0	0	0	1	0	19
Savannah State		3-5	0-0	1-2	4-3-7	1	7	0	1	2	1	15
at Loyola		0-0	0-0	0-0	1-0-1	0	0	1	1	0	0	8
at Grand Canyon		1-2	0-0	1-4	5-2-7	1	3	0	2	1	0	25
Arizona State		0-2	0-0	0-0	1-0-1	1	0	0	0	0	0	13
Alabama State		1-3	0-0	0-1	1-2-3	0	2	0	1	3	0	20
vs. Southern Miss		0-1	0-0	0-0	0-0-0	4	0	0	0	0	1	9
vs. Tulsa		0-0	0-0	0-1	1-0-1	5	0	1	0	0	0	12
vs. San Francisco		0-0	0-0	0-0	2-2-4	2	0	0	1	0	1	11
New Mexico												
at Nevada												
at Boise State												
San Jose State												
Utah State												
at UNLV												
at Air Force												
Colorado State												
Wyoming												
at Fresno State												
at San Jose State												
Nevada												
at Utah State												
UNLV												
Fresno State												
at Colorado State												
Air Force												
at New Mexico												

MISCELLANEOUS STATS / SAN DIEGO STATE RECORD

Category	2016-17 Season Games	SDSU W/L	Career Games	Career SDSU W/L
Double-Figure Scoring	0	0-0	3	0-0
Double-Figure Rebounds	0	0-0	0	0-0
Double-Doubles	0	0-0	0	0-0
Led SDSU in Scoring	0	0-0	0	0-0
Led SDSU in Rebounding	0	0-0	0	0-0
Led SDSU in Assists	0	0-0	0	0-0
15+ Point Games	0	0-0	0	0-0
One Turnover or Less	10	7-3	52	7-3
Multiple Blocked Shots	4	3-1	25	3-1
Consecutive Games	Current	Long		
Double-Figure Scoring	0	0		
With At Least 1 Assist	0	1		
One Turnover or Less	5	5		
Played 30 or More Minutes	0	0		

► IZUNDU CAREER STATISTICS

* - Houston, ^ - Washington State

Year	G-GS	Min.-Avg.	FG-FGA	Pct.	3P-3PA	Pct.	FT-FTA	Pct.	OR	DR	Reb	Avg.	PF-D	AT	TO	BS	ST	Pts	Avg.
12-13*	20-0	159-8.0	16-21	.762	0-0	.000	7-18	.389	11	9	20	1.0	20-0	2	2	22	2	39	2.0
13-14*	4-0	25-6.3	0-1	.000	0-0	.000	0-2	.000	1	2	3	0.8	5-0	1	2	1	0	0	0.0
15-16^	23-13	342-14.9	36-56	.643	0-0	.000	15-34	.441	27	34	61	2.7	52-1	6	19	50	6	87	3.8
16-17	11-1	172-15.6	6-15	.400	0-0	.000	2-9	.222	19	16	35	3.2	21-1	2	7	11	3	14	1.3
Totals	58-14	698-12.0	58-93	.624	0-0	.000	24-63	.381	58	61	119	2.1	98-2	11	30	84	11	140	2.4



Game 1

San Diego State 69
San Diego 59
Nov. 11, 2016 ♦ San Diego, Calif.
Viejas Arena ♦ Att.: 12,414

SAN DIEGO - San Diego State rallied from a nine-point first-half deficit to defeat cross-town foe San Diego, 69-59, in the season opener for both teams at Viejas Arena.

The Toreros began the game by making their first four shots from the field, three of which were layups. USD cooled a bit and the Aztecs started to find a rhythm, but the visitors warmed back up and scored seven unanswered points to take a 23-14 lead with 7:56 left.

The teams traded baskets and San Diego regained its nine-point lead with 5:20 remaining before halftime. SDSU, however, took over the game slowly as Trey Kell and Jeremy Hemsley combined to score the team's final 13 points before Olin Carter III made a bucket just before halftime to make it, 35-33, Aztecs.

The second half started much like the first, with USD making a layup right out of the gate and followed it with yet another, this one from Carter III. SDSU answered with layups from Zylan Cheatham and Hemsley to give the home side a 39-37 lead, but Carter III made a pair of free throws to knot the score.

Five consecutive points from Hemsley gave the Aztecs breathing room and it jumpstarted an 18-2 run that put San Diego State ahead, 57-41, with 7:10 to go.

Less than two minutes later, SDSU's lead ballooned to 19 and the Aztecs never looked back. In the final minutes, the Toreros chipped into their deficit before settling for the 10-point loss, which happened to be their eighth straight loss at San Diego State.

The Aztecs, who allowed USD to shoot 54.2 percent in the first half, clamped down in the second and held the Toreros to 44.0-percent shooting in the final 20 minutes.

Hemsley finished with a career-high 25 points and Kell poured in 23 of his own. D'Erryl Williams provided a spark defensively in the first half and was key to shutting USD down on the perimeter, which allowed the Aztecs to get back into the game. The senior finished with career highs in rebounds (5) and steals (2).

USD	FG	3FG	FT	R	F	TP	A	TO	B	S	MP
Neubauer*	3-4	2-3	0-0	3	5	8	3	0	0	0	25
Bailey*	4-10	0-1	0-1	9	3	8	1	3	1	0	32
Barrino*	5-8	0-1	1-4	1	2	11	1	2	0	0	33
Williams*	2-4	0-1	0-0	5	1	4	1	2	0	0	30
Carter III*	6-14	3-7	2-2	2	3	17	0	3	0	0	37
Carbone	0-1	0-0	0-0	0	3	0	1	0	0	0	5
Gray	3-5	1-2	0-1	2	3	7	0	0	1	0	19
Ryder	1-3	0-0	2-2	1	3	4	3	2	0	0	19
Team				5						2	
Totals	24-49	6-15	5-10	28	23	59	10	14	2	0	200

SDSU	FG	3FG	FT	R	F	TP	A	TO	B	S	MP
Cheatham*	3-7	0-1	2-3	4	0	8	1	1	1	1	36
Gill-Caesar*	1-6	0-2	0-0	4	3	2	0	2	0	0	32
Kell*	7-16	2-7	7-9	4	1	23	2	2	1	1	35
Allen*	1-2	0-1	4-6	4	4	6	1	1	0	3	20
Hemsley*	9-15	4-5	3-3	4	4	25	2	1	0	3	28
Williams	1-4	1-1	0-0	5	4	3	1	0	0	2	29
Narain	1-1	0-0	0-0	0	1	2	0	0	0	0	4
Izundu	0-0	0-0	0-1	3	0	0	0	0	0	2	16
Team				3							
Totals	23-51	7-17	16-22	31	17	69	7	7	4	10	200

Halftime: San Diego State 35, San Diego 33. **FG%:** San Diego 49.0, San Diego State 45.1. **3FG%:** San Diego State 41.2, San Diego 40.0. **FT%:** San Diego State 72.7, San Diego 50.0. **Officials:** Tony Padilla, Daryl Gelinas, Tom Nalley. **Technical:** Jeremy Hemsley - San Diego State.



Game 2

No. 14/14 Gonzaga 69
San Diego State 48
Nov. 14, 2016 ♦ Spokane, Wash.
McCarthy Athletic Center ♦ Att.: 6,000

SPOKANE, Wash. - SDSU shot the ball poorly and committed 15 turnovers, which led to a 69-48 loss at No. 14/14 Gonzaga.

Both teams opened the game by missing 15 consecutive shots (Gonzaga - 8, San Diego State - 7), but the Aztecs were the ones to eventually jump out to a 6-2 lead.

Once the Bulldogs settled down, they scored 10 unanswered points to move ahead, 12-6. Montague Gill-Caesar ended SDSU's scoring drought, but it was just the beginning of the Aztecs' tough shooting night as they finished the half by making just two of their 11 attempts from the field.

Gonzaga, on the other hand, outscored San Diego State, 24-13, after the Gill-Caesar basket to take a 36-21 lead at halftime. In the first half, the Aztecs shot 20.7 percent from the field and was 1-for-12 from three-point distance.

San Diego State opened the second half with a Dakarai Allen three-pointer and a Trey Kell bucket to get to within 10 points, but Jordan Mathews hit a three of his own. Jeremy Hemsley answered with a trey on the next possession only to have Mathews hit yet another three-ball to push the Bulldogs lead back to 13. That would be as close as the Aztecs would get the rest of the way.


Mathews, who finished with a game-high 17 points, would go on to make his third three-pointer in the first 3:04 of the period, which spurred a 19-2 run, covering nearly 10 minutes. Kell finally stopped the bleeding with a pair of free throws with 6:30 left in the game, but the game was well in hand for the home team.

Kell and Hemsley each scored 14 points to lead the Aztecs, who shot 28.6 percent for the game and had their 15 turnovers turn into 25 Gonzaga points.

SDSU	FG	3FG	FT	R	F	TP	A	TO	B	S	MP
Kell*	4-15	0-5	6-7	4	0	14	1	2	0	2	35
Allen*	2-7	1-2	0-1	5	2	5	0	0	2	0	27
Cheatham*	1-3	0-0	2-2	6	3	4	2	3	1	1	31
Izundu*	1-2	0-0	0-0	5	3	2	0	1	2	0	24
Hemsley*	5-14	2-6	2-2	4	0	14	2	5	0	1	32
Williams	1-2	1-1	0-0	0	2	3	0	1	0	1	7
Shrigley	0-2	0-2	0-0	3	0	0	0	0	0	0	14
Gill-Caesar	2-8	1-4	1-2	6	1	6	0	2	0	0	20
Narain	0-3	0-1	0-0	0	1	0	0	0	0	0	10
Team				7					1		
Totals	16-56	5-21	11-14	40	12	48	5	15	5	5	200

GU	FG	3FG	FT	R	F	TP	A	TO	B	S	MP
Melson*	1-5	0-2	0-0	1	2	2	1	0	1	1	28
Williams*	1-9	0-1	2-6	5	3	4	1	1	1	1	19
Mathews*	6-10	5-7	0-0	2	1	17	2	0	2	1	26
Williams-Goss*	3-12	0-4	4-4	8	0	10	3	4	0	3	35
Karnowski*	4-7	0-0	0-0	6	4	8	2	0	1	0	16
Alberts	0-2	0-2	0-0	0	0	0	0	1	0	0	5
Perkins	1-6	1-4	0-0	2	2	3	2	2	0	1	25
Bakamus	0-0	0-0	0-0	0	1	0	1	0	0	0	1
Hachimura	0-1	0-1	0-0	1	1	0	0	0	0	0	2
Edwards	1-1	0-0	0-0	0	0	2	0	0	0	0	1
Collins	6-7	0-0	3-3	8	0	15	1	0	2	3	21
Tillie	3-6	2-3	0-1	10	3	8	2	0	1	3	20
Triano	0-0	0-0	0-0	0	0	0	0	0	0	0	1
Team				2							
Totals	26-66	8-24	9-14	45	17	69	16	7	8	13	200

Halftime: Gonzaga 36, San Diego State 21. **FG%:** Gonzaga 39.4, San Diego State 28.6. **3FG%:** Gonzaga 33.3, San Diego State 23.8. **FT%:** San Diego State 78.6, Gonzaga 64.3. **Officials:** Verne Harris, Randy McCall, David Hall. **Technical:** None.



Game 3

San Diego State 81
San Diego Christian 58
Nov. 16, 2016 ♦ San Diego, Calif.
Viejas Arena ♦ Att.: 12,414

SAN DIEGO - San Diego State, playing its second game in three days, recovered from a sluggish opening to defeat San Diego Christian, 81-58, at Viejas Arena.

The Aztecs led, 18-17, with 8:49 left in the first before snapping out of their funk. After Isaiah Milan's three-pointer brought the Hawks to within one, San Diego State went on a 10-2 run to create separation.

Milan stopped the SDSU scoring run momentarily, but the home team answered by scoring nine of the game's next 12 points to take a 37-23 lead at halftime.

The second half featured a more inspired brand of basketball and San Diego State's 60-percent shooting exhibition proved it. The Aztecs outscored the Hawks, 44-35, in the final 20 minutes to cruise to the 23-point victory.

San Diego State had four players reach double figures in scoring and were led by Jeremy Hemsley's 23 points on 9-of-12 shooting, including a 3-for-4 effort from behind the three-point arc. The sophomore also added a season- and game-high five assists.

Hemsley's backcourt teammate Trey Kell missed only three of his 10 attempts from the field to finish with 19 points and four assists. Zylan Cheatham and Dakarai Allen chipped in with 15 points apiece with Cheatham contributing seven rebounds and three steals. Allen, meanwhile, grabbed a career-high nine rebounds and blocked a personal-best five shots.

San Diego State needed those contributions and more, for instance, D'Erryl Williams' career-high nine rebounds off the bench, because of its injury situation. The Aztecs did not have Malik Pope (knee), Max Hoetzel (knee), Matt Shrigley (ankle), Valentine Izundu (ankle) or Ben Perez (back) available.

SDC	FG	3FG	FT	R	F	TP	A	TO	B	S	MP
Singleton*	2-3	1-2	0-0	7	4	5	0	2	0	0	17
Klekas*	2-8	2-4	0-0	4	2	6	1	1	1	0	21
Milan*	7-14	2-3	3-4	5	2	19	3	1	0	2	28
Fredrick*	2-10	1-5	0-0	4	3	5	0	2	0	0	24
Novsek*	1-7	0-1	2-2	6	1	4	2	3	0	0	32
Moore	1-6	1-3	0-0	2	2	3	1	0	0	1	19
Stanley	0-4	0-4	2-2	1	2	2	1	1	0	0	12
Roman	0-0	0-0	0-0	0	0	0	0	0	0	1	1
Gonzalez	0-1	0-1	0-0	0	0	0	0	1	0	0	6
Salgado	4-4	4-4	0-0	1	4	12	3	4	1	2	26
Limon	1-4	0-1	0-0	1	0	2	0	0	0	0	12
Garcia	0-1	0-1	0-0	0	0	0	1	0	0	0	2
Team				3					2		
Totals	20-62	11-29	7-8	34	20	58	12	17	2	6	200

SDSU	FG	3FG	FT	R	F	TP	A	TO	B	S	MP
Cheatham*	5-10	0-1	5-6	7	3	15	2	5	0	3	33
Kell*	7-10	1-1	4-6	6	1	19	4	1	1	1	31
Allen*	7-12	0-3	1-2	9	2	15	4	1	5	2	36
Gill-Caesar*	0-2	0-0	1-2	1	0	1	0	0	0	0	8
Hemsley*	9-12	3-4	2-5	2	0	23	5	1	1	1	32
Williams	2-2	0-0	0-0	9	2	4	3	1	0	0	30
Wilson	0-3	0-2	0-0	0	3	0	0	3	1	1	12
Narain	2-6	0-1	0-0	1	2	4	0	1	0	0	18
Team				2							
Totals	32-57	4-12	13-21	37	13	81	18	13	8	8	200

Halftime: San Diego State 37, San Diego Christian 23. **FG%:** San Diego State 56.1, San Diego Christian 32.3. **3FG%:** San Diego Christian 37.9, San Diego State 33.3. **FT%:** San Diego Christian 87.5, San Diego State 61.9. **Officials:** Mike Scyphers, Keith Kimble, James Schipper. **Technical:** Isaiah Milan - San Diego Christian - 2.



Game 4

San Diego State 77
California 65

Nov. 21, 2016 ♦ Sacramento, Calif.
Golden 1 Center ♦ Att.: 10,104

SACRAMENTO, Calif. - SDSU defeated California, 77-65, at Golden 1 Center, the new home of the NBA's Sacramento Kings.

Jeremy Hemsley led the way for the Aztecs with 15 points and scored 10 straight at one point late in the first half to open what would be an insurmountable lead.

SDSU led, 24-18, with 7:23 left before Hemsley took over the game. The sophomore used a combination of layups and free throws to tally seven points before delivering the knockout blow, a three-pointer with 3:18 to go, to put the Aztecs ahead by 16 points. San Diego State eventually led by 19 before entering the locker room up, 42-25.

In the first half alone, the Aztecs had three players score at least six points, led by Hemsley's 13. Matt Shrigley, who did not play in the previous game, came off the bench to make a trio of three-pointers. Malik Pope, meanwhile, made his season debut, started and promptly scored SDSU's first six points of the game.

The Golden Bears emerged from halftime and outscored the Aztecs, 13-6, to cut their deficit to 10. But on the very next possession, Pope made a basket and was followed by five points from Zylan Cheatham.

California made one final push, getting to within eight points with 5:45 to go, but like last time, Pope answered with bucket to get SDSU's lead back to double digits. The Bears would not get closer than nine points the rest of the way as the Aztecs secured their fourth straight win over California.

Pope finished with 14 points and contributed five fouls to the game's total of 50. Trey Kell had 11 points as did Max Hoetzel, who was also making his season debut. Shrigley rounded out SDSU's double-figure scoring contingent with 10 points.

California's Ivan Rabb led all players with 19 points and 11 boards off the bench. Charlie Moore added 17 points.

SDSU	FG	3FG	FT	R	F	TP	A	TO	B	S	MP
Cheatham*	3-6	1-1	1-3	2	4	8	0	0	0	0	21
Pope*	6-10	0-1	2-3	5	5	14	0	2	0	1	19
Kell*	4-14	0-3	3-3	2	0	11	3	0	0	2	33
Allen*	0-3	0-0	6-8	6	3	6	1	0	0	1	29
Hemsley*	4-15	1-1	6-7	3	2	15	3	1	2	0	33
Shrigley	3-7	3-7	1-2	1	1	10	0	0	0	0	19
Gill-Caesar	1-4	0-1	0-1	1	2	2	0	1	0	0	6
Hoetzel	3-6	2-5	3-4	7	3	11	1	0	1	1	21
Izundu	0-0	0-0	0-0	3	4	0	0	0	1	0	19
Team				7					1		
Totals	24-65	7-19	22-31	37	24	77	8	5	4	5	200

CAL	FG	3FG	FT	R	F	TP	A	TO	B	S	MP
Moutre a Bidias*	0-1	0-0	4-4	6	3	4	0	2	0	0	18
Rooks*	0-1	0-0	1-2	9	4	1	0	2	4	0	16
Singer*	1-6	1-3	2-4	3	1	5	1	2	0	0	19
Moore*	5-11	2-3	5-6	1	4	17	2	4	0	0	28
Domingo*	0-5	0-3	0-0	4	4	0	0	0	0	0	22
Rabb	6-10	0-0	7-10	11	3	19	1	2	2	1	30
Mullins	2-11	1-4	1-2	3	2	6	2	1	0	1	30
Coleman	2-6	1-1	2-4	1	2	7	1	1	0	0	17
Okoroh	1-2	0-0	4-4	9	3	6	0	2	3	0	20
Team				3							
Totals	17-53	5-14	26-36	50	26	65	7	16	9	2	200

Halftime: San Diego State 42, California 25. **FG%:** San Diego State 36.9, California 32.1. **3FG%:** San Diego State 36.8, California 35.7. **FT%:** California 72.2, San Diego State 71.0. **Officials:** Tony Padilla, Mike Reed, Larry Spaulding. **Technical:** None.



Game 5

San Diego State 100
Savannah State 67

Nov. 28, 2016 ♦ San Diego, Calif.
Viejas Arena ♦ Att.: 12,414

SAN DIEGO - San Diego State had five players reach double figures in scoring and never trailed to cruise to a 100-67 win over Savannah State.

Leading the way for the Aztecs was Zylan Cheatham, who had 18 points on 6-for-6 shooting and eight rebounds. Matt Shrigley and Max Hoetzel each had 15 points and combined to make eight treys, including a career-high five from Shrigley.

Guards Jeremy Hemsley and Montaque Gill-Caesar scored 14 and 12 points, respectively, with Hemsley adding a game-high nine assists against zero turnovers. Trey Kell, meanwhile, had nine points, seven rebounds and seven assists.

The aforementioned players helped SDSU, which led by as many as 31 points in the first half, jump out to a 60-32 lead at halftime. The 60 points were the third most scored by an Aztec team in any half since 1996-97.

Defensively, San Diego State locked down a Tigers team that was averaging 93.6 points and eventually held them to a season-low point total. The Aztecs only allowed one player to reach double digits in scoring and it was Dexter McClanahan, who finished with 13 points and a game-high 10 rebounds.

As for the 100 points scored by San Diego State, it marked the fourth-highest output in Viejas Arena history and the most against a Division I opponent since Dec. 12, 2006, vs. Campbell (119 points). It was the first time SDSU reached the scoring plateau since scoring 118 vs. St. Katherine College on Dec. 27, 2013.

SSU	FG	3FG	FT	R	F	TP	A	TO	B	S	MP
Cabeza*	3-10	1-6	2-2	7	4	9	1	0	0	1	21
Glenn*	0-0	0-0	1-3	1	2	1	0	0	1	1	7
Dasent*	4-9	1-3	0-0	4	2	9	3	6	0	0	23
Manassa*	3-4	2-2	1-2	1	3	9	1	2	0	0	20
Floyd*	3-11	2-4	0-0	3	1	8	0	2	0	1	26
Kelly	2-5	1-1	1-2	5	1	6	1	0	0	0	25
Seller	0-2	0-1	0-1	2	2	0	3	1	0	0	12
Wells	1-4	1-4	0-0	1	0	3	0	1	1	0	14
Gaines	3-5	1-3	0-0	6	1	7	0	0	1	0	11
Felder	0-2	0-2	0-0	0	1	0	0	1	0	0	8
McClanahan	5-17	1-8	2-5	10	1	13	3	2	0	0	24
Williams	0-6	0-4	2-2	2	1	2	0	1	0	0	9
Team				6					1		
Totals	24-75	10-38	9-17	48	19	67	12	17	3	3	200

SDSU	FG	3FG	FT	R	F	TP	A	TO	B	S	MP
Cheatham*	6-6	0-0	6-7	8	3	18	1	0	1	2	22
Pope*	3-7	0-2	2-3	5	0	8	1	3	2	0	22
Kell*	3-9	2-4	1-1	7	3	9	7	1	1	1	26
Allen*	1-4	0-2	0-0	1	2	2	1	1	0	0	12
Hemsley*	5-14	2-7	2-4	3	3	14	9	0	1	0	28
Hoetzel	5-12	3-8	2-2	8	1	15	0	0	0	0	17
Williams	0-0	0-0	0-0	2	1	0	3	1	0	0	10
Wilson	0-1	0-1	0-0	1	0	0	0	1	0	1	3
Shrigley	5-13	5-12	0-0	4	1	15	0	0	0	0	21
Gill-Caesar	4-9	2-4	2-2	5	0	12	0	2	0	1	19
Narain	0-3	0-0	0-0	1	0	0	0	0	0	0	5
Izundu	3-5	0-0	1-2	7	1	7	0	1	2	1	15
Team				3							
Totals	35-83	14-40	16-21	55	15	100	22	10	7	6	200

Halftime: San Diego State 60, Savannah State 32. **FG%:** San Diego State 42.2, Savannah State 32.0. **3FG%:** San Diego State 35.0, Savannah State 26.3. **FT%:** San Diego State 76.2, Savannah State 52.9. **Officials:** Michael Irving, Daryl Gelinas, Frank Harvey III. **Technical:** None.



Game 6

Loyola 65
San Diego State 59

Dec. 3, 2016 ♦ Chicago, Ill.
Gentile Arena ♦ Att.: 2,189

CHICAGO - San Diego State got behind by 10 points in the second half and took a one-point lead down the stretch, but could not complete the comeback as it fell at Loyola, 65-59, in the Mountain West-Missouri Valley Challenge.

The first half was a see-saw affair, but the Aztecs continually found themselves trailing and having to rally. The Ramblers led by as many as four points with 3:47 left in the period and allowed SDSU to take a 33-32 lead after Trey Kell made a three-pointer with 37 seconds left. Unfortunately for San Diego State, Milton Doyle banked in a three-pointer of his own just ahead of the half-time horn to lift Loyola to a 35-33 advantage.

In the second half, the Ramblers struck early and often, outscoring the Aztecs, 10-4, before the first media timeout. Loyola capped the run with a Doyle layup to take the aforementioned 10-point lead with 14:48 to go.

SDSU methodically chipped away at its deficit and took a 54-53 lead after another Trey Kell triple with 5:30 left in regulation. After a Rambler timeout, Loyola went to Andre Jackson and got an open look at a layup for his 10th basket in 11 attempts.

Malik Pope brought the Aztecs to within one thanks to a one-handed dunk, but SDSU went scoreless for the next 2:49 and was forced to foul, which provided the final margin.

Kell led the Aztecs with 16 points and made a career-high four treys. Pope added seven points and team highs of seven rebounds and three assists.

For Loyola, it was led by Jackson, who ultimately scored 24 points on 11-of-12 shooting. He was 9-for-9 on the afternoon from inside the three-point arc. Doyle finished with 12 points and Clayton Custer chipped in with 10 points.

SDSU	FG	3FG	FT	R	F	TP	A	TO	B	S	MP
Cheatham*	3-10	0-1	0-1	4	3	6	1	1	0	0	26
Pope*	3-8	1-3	0-0	7	1	7	3	4	2	0	29
Kell*	6-13	4-8	0-0	6	1	16	2	1	0	1	35
Allen*	3-3	1-1	2-2	3	2	9	1	1	0	1	29
Hemsley*	3-7	2-3	0-0	4	4	8	0	0	0	0	26
Hoetzel	2-7	2-6	0-0	5	0	6	0	2	1	1	17
Shrigley	2-7	1-4	0-0	1	1	5	0	0	0	1	15
Gill-Caesar	1-2	0-0	0-0	0	1	2	0	2	0	0	15
Izundu	0-0	0-0	0-0	1	0	0	1	1	0	0	8
Team				6							
Totals	23-57	11-26	2-3	37	13	59	8	12	3	4	200

LU	FG	3FG	FT	R	F	TP	A	TO	B	S	MP
Jackson*	11-12	2-3	0-0	4	2	24	1	1	0	0	33
Kirby*	0-1	0-0	0-2	2	1	0	1	0	2	1	16
Custer*	4-10	2-5	0-2	4	3	10	3	2	0	1	33
Richardson*	4-9	0-3	0-0	2	3	8	5	2	1	1	37
Doyle*	4-13	2-5	2-4	2	1	12	2	0	1	2	30
Skokna	1-2	0-1	2-2	6	0	4	0	1	0	1	17
Satterwhite	0-2	0-1	0-0	0	0	0	0	1	0	1	18
Granic	3-4	1-2	0-0	2	1	7	0	0	1	0	16
Team				6							
Totals	27-53	7-20	4-10	28	11	65	12	7	5	7	200

Halftime: Loyola 35, San Diego State 33. **FG%:** Loyola 50.9, San Diego State 40.4. **3FG%:** San Diego State 42.3, Loyola 35.0. **FT%:** San Diego State 66.7, Loyola 40.0. **Officials:** Mike Scyphers, Greg Nixon, Glen Mayberry. **Technical:** None.

GCU

Game 7

Grand Canyon 76
San Diego State 72Dec. 7, 2016 ♦ Phoenix, Ariz.
GCU Arena ♦ Att.: 7,171

PHOENIX - Jeremy Hemsley caught fire in the second half and made all six of his three-point attempts in the frame to help the Aztecs rally from 11 points down. Grand Canyon, however, answered in the final minutes to defeat SDSU, 76-72, at GCU Arena.

The Aztecs, who trailed by eight points at halftime, cut their deficit to two with 14:25 left in the game, but the Lopes answered with a 9-0 run to take a 55-44 lead.

Phoenix native Zylan Cheatham scored four straight points to get the Aztecs to within seven points and that's when Hemsley got going. The sophomore made trey and was followed by a Valentine Izundu free throw, which gave SDSU a 55-52 lead.

Hemsley then went three-pointer, two free throws, three-point-er, three-pointer, three-pointer. During the Hemsley run, GCU scored nine points, including six off a pair of treys from Fiifi Aidoo. Following Hemsley's last triple, the Aztecs enjoyed a 66-64 lead with 7:24 to play.

Cheatham scored the next three points off free throws and a Hemsley layup increased the lead to 71-66 with 4:06 on the clock.

Grand Canyon answered with an Oscar Frayer three-pointer and then a Frayer miss from behind the arc. Unfortunately for SDSU, it could not grab the board and the ball was kicked out to Frayer in the same spot and the guard knocked it in.

An Aztec turnover turned into a layup and Hemsley made a free throw to bring SDSU to within two points. The Aztecs had one last chance to tie or win the game after rebounding a missed free throw with 10 seconds left, but Hemsley could not split a double team near midcourt and SDSU was dealt its second straight defeat.

Hemsley finished the game with a career-high 28 points and seven threes, and Cheatham had 17 points and 12 rebounds. DeWayne Russell led GCU with 21 points. Frayer had 19.

SDSU	FG	3FG	FT	R	F	TP	A	TO	B	S	MP
Cheatham*	4-11	0-1	9-11	12	4	17	1	2	1	0	28
Pope*	2-6	0-1	0-0	2	2	4	3	0	0	2	21
Kell*	3-13	0-6	2-4	3	2	8	0	2	0	2	31
Allen*	4-8	0-2	1-2	4	4	9	2	1	1	2	28
Hemsley*	9-15	7-8	3-5	5	2	28	0	2	0	0	35
Hoetzel	0-3	0-2	0-0	0	0	0	1	1	0	0	4
Shrigley	1-3	1-3	0-0	5	1	3	2	1	0	0	24
Gill-Caesar	0-1	0-0	0-0	0	0	0	0	0	0	0	4
Izundu	1-2	0-0	1-4	7	1	3	0	2	1	0	25
Team				3							
Totals	24-62	8-23	16-26	41	16	72	9	11	3	6	200

GCU	FG	3FG	FT	R	F	TP	A	TO	B	S	MP
Clark*	4-8	0-0	0-0	6	4	8	1	3	1	1	28
Vernon*	1-2	0-0	0-0	2	5	2	4	1	0	1	16
Russell*	6-18	0-2	9-12	4	1	21	9	3	0	1	40
Frayer*	7-13	5-8	0-1	6	3	19	0	1	1	3	34
Martin*	1-3	0-2	0-1	1	4	2	2	0	1	1	22
Aidoo	6-8	3-5	0-0	2	2	15	1	2	0	1	27
Carr	0-0	0-0	0-0	0	0	0	0	0	0	0	1
Smith	4-4	0-0	1-2	8	4	9	0	1	1	0	32
Team				4							
Totals	29-56	8-17	10-16	33	23	76	17	11	4	8	200

Halftime: Grand Canyon 35, San Diego State 27. **FG%:** Grand Canyon 51.8, San Diego State 38.7. **3FG%:** Grand Canyon 47.1, San Diego State 34.8. **FT%:** Grand Canyon 62.5, San Diego State 61.5. **Officials:** Dick Cartmell, David Hall, Larry Spaulding. **Technical:** Zylan Cheatham - San Diego State, Kerwin Smith - Grand Canyon.



Game 8

Arizona State 74
San Diego State 63Dec. 10, 2016 ♦ San Diego, Calif.
Viejas Arena ♦ Att.: 12,414

SAN DIEGO - San Diego State let a seven-point halftime lead slip away as Arizona State emerged with a 74-63 victory at Viejas Arena.

SDSU looked poised to snap a two-game losing streak after an enthusiastic opening 20 minutes. The Aztecs shot 46.2 percent from the floor and made all six of their free throws. Defensively, San Diego State limited ASU to 9-for-24 shooting (.375) and forced 13 turnovers. At intermission, the Aztecs were ahead, 32-25.

The Sun Devils, however, were a different team when they stepped back onto the floor. Arizona State's first three field goals were three-pointers and 3:05 into the period ASU led, 36-35, after a Tra Holder layup.

As the clock dipped just under 15 minutes, Max Hoetzel connected on one of his career-high four three-pointers to level the score at 38. The Sun Devils answered immediately with a trey to spur a 15-3 run that put the visitors up, 53-41, with 8:24 to play.

SDSU responded with six straight points to cut its deficit in half, but ASU came back with another three, this time from Obinna Oleka. The Aztecs wound up getting to within six points three different times over the course of the next two-plus minutes, but Arizona State pushed its lead back to eight each time.

The closest San Diego State would get the rest of the way was seven points and it ultimately ran out of time, which sent the Aztecs to their third straight loss.

In the second half alone, Arizona State shot 50 percent from the field (15-30), 50 percent from three-point range (7-14) and 100 percent from the free-throw line (12-12). SDSU was 9-for-31 from the floor in the final 20 minutes.

Trey Kell, who had 10 points to help SDSU jump out to its half-time lead, finished with 20 points and a career-high five steals. Hoetzel added 12 points and Jeremy Hemsley scored 10.

ASU	FG	3FG	FT	R	F	TP	A	TO	B	S	MP
Cunliffe*	1-7	1-2	0-0	6	3	3	2	3	0	0	28
Holder*	5-12	1-5	6-6	5	0	17	4	4	0	1	36
Vila*	0-0	0-0	0-0	0	1	0	0	1	0	1	5
Holder*	5-12	1-5	6-6	5	0	17	4	4	0	1	36
Evans II*	5-9	4-6	2-2	1	2	16	3	2	0	1	32
Justice*	2-4	2-3	0-0	2	4	6	2	4	0	1	21
Graham	6-11	1-5	2-2	5	2	15	0	1	0	1	28
Oleka	4-9	1-2	6-8	12	1	15	1	1	1	2	29
Tshisumpa	1-2	0-0	0-0	3	3	2	0	0	5	0	21
Team				0					2		
Totals	24-54	10-23	16-18	34	16	74	12	18	6	7	200

SDSU	FG	3FG	FT	R	F	TP	A	TO	B	S	MP
Cheatham*	2-5	0-0	3-4	5	5	7	2	4	1	2	26
Pope*	2-6	0-1	0-0	3	2	4	1	2	0	2	20
Kell*	7-15	2-6	4-4	4	1	20	1	2	0	5	33
Allen*	4-7	0-2	0-0	8	2	8	2	2	1	1	29
Hemsley*	2-3	0-1	6-8	0	2	10	1	3	0	0	29
Hoetzel	4-12	4-8	0-0	4	4	12	0	1	1	1	21
Shrigley	0-4	0-4	0-0	1	0	0	1	2	0	1	19
Gill-Caesar	0-3	0-2	2-2	1	0	2	1	1	0	0	13
Izundu	0-2	0-0	0-0	1	1	0	0	0	0	0	13
Team				3							
Totals	21-57	6-24	15-18	30	17	63	9	17	3	12	200

Halftime: San Diego State 32, Arizona State 25. **FG%:** Arizona State 44.4, San Diego State 36.8. **3FG%:** Arizona State 43.5, San Diego State 25.0. **FT%:** Arizona State 88.9, San Diego State 83.3. **Officials:** Randy McCall, Steve Olson, Bill Vinovich. **Technical:** None.



Game 9

San Diego State 73
Alabama State 41Dec. 12, 2016 ♦ San Diego, Calif.
Viejas Arena ♦ Att.: 12,414

SAN DIEGO - San Diego State scored the game's first 10 points and made its first 11 two-point field-goal attempts to take a 22-5 lead and never looked back in defeating Alabama State, 73-41, to stop a three-game losing streak.

The Aztecs, in fact, made their first 12 shots, the last of which was a three-pointer by Matt Shrigley to move ahead, 25-8, with 9:24 left in the first half. The trey represented the first SDSU points outside of the paint on the night.

San Diego State wound up missing its first basket with just over eight minutes left before intermission, but the misfire was one of nine as the Aztecs shot 62.5 percent and took a 42-22 lead into the locker room.

SDSU cooled in the second half, only making 47.6-percent of its field-goal attempts, but its defense remained on par. After allowing the Hornets to 7-for-31 shooting in the first half, they were only slightly better in the second, connecting on 8-of-29 from the floor.

With the Aztecs holding a comfortable lead, San Diego State was able to get 11 players into the game, with nine of them scoring. Of the starters, three were in double figures, led by Malik Pope's season-high totals of 16 points and seven rebounds. Zylan Cheatham made all five of his shots en route to 11 points and six boards, while Dakarai Allen chipped in 10 points and a career-high four steals. Montaque Gill-Caesar added 11 points off the bench.

Alabama State was led by Torloft Thomas, who had 14 points and a game-high-tying three assists.

ASU	FG	3FG	FT	R	F	TP	A	TO	B	S	MP
Simeon*	0-8	0-3	0-0	0	2	0	0	1	0	1	10
Armstrong*	3-5	0-0	0-1	1	4	6	0	0	0	0	17
Hollaway*	0-0	0-0	0-0	3	2	0	1	1	0	0	22
Thomas*	4-11	3-7	3-3	2	3	14	3	3	0	0	36
Gee*	2-9	1-5	0-0	3	1	5	0	2	0	3	17
Warnock	1-4	0-0	0-0	4	4	2	0	1	0	0	18
Butler	1-7	0-2	0-2	1	1	2	0	2	0	0	19
Rogers	1-3	1-2	0-0	4	2	3	2	1	0	0	16
Tyson	1-2	0-0	0-0	5	2	2	0	0	0	1	13
LeFlore	0-1	0-0	0-0	0	1	0	0	0	0	0	2
Rogers	2-10	2-9	1-2	3	0	7	2	2	0	1	30
Team				3					2		
Totals	15-60	7-28	4-8	29	22	41	8	15	0	6	200

SDSU	FG	3FG	FT	R	F	TP	A	TO	B	S	MP
Cheatham*	5-5	0-0	1-2	6	1	11	3	2	2	1	21
Shrigley*	2-2	1-1	0-0	4	1	5	1	2	1	2	19
Pope*	6-10	1-2	3-7	7	1	16	2	1	0	0	28
Kell*	2-5	1-4	2-2	3	1	7	2	3	0	0	27
Allen*	4-7	0-1	2-4	3	2	10	3	1	1	4	23
Hoetzel	1-5	1-5	6-6	2	1	9	0	1	0	0	19
Williams	0-1	0-0	0-0	2	1	0	2	1	0	1	15
Wilson	0-0	0-0	0-0	0	0	0	0	0	0	0	1
Gill-Caesar	3-6	1-3	4-4	2	2	11	2	1	0	1	24
Narain	1-1	0-0	0-0	1	0	2	0	0	0	0	3
Izundu	1-3	0-0	0-1	3	0	2	0	1	3	0	20
Team				5					2		
Totals	25-45	5-16	18-26	38	10	73	15	15	7	9	200

Halftime: San Diego State 42, Alabama State 22. **FG%:** San Diego State 55.6, Alabama State 25.0. **3FG%:** San Diego State 31.3, Alabama State 25.0. **FT%:** San Diego State 69.2, Alabama State 50.0. **Officials:** Tom O'Neill, Michael Irving, Kelly Self. **Technical:** None.



Game 10

San Diego State 66
Southern Miss 51

Dec. 22, 2016 ♦ Honolulu, Hawaii
Stan Sheriff Center ♦ Att.: 5,942

HONOLULU - San Diego State built an early double-digit lead and nearly gave all of it up before closing the game on an 18-8 run to defeat Southern Miss, 66-51, in the opening round of the Hawaiian Airlines Diamond Head Classic.

The Aztecs were effective from the inside and out to lead, 17-3, with 13:41 left in the first half. Southern Miss, however, cut its deficit to eight points only to have SDSU go outside and then in.

Jeremy Hemsley made a three-pointer and was followed by a Zylan Cheatham mid-range jumper. The Golden Eagles hit a trey to temporarily slow the Aztecs' momentum, but the designated visiting team received a layup from Cheatham, a three from Malik Pope and a three-point play from Trey Kell to extend SDSU's lead to 18 points. San Diego State eventually went into halftime ahead, 36-20.

The Aztecs led by 14 points with 17:01 left in the second half after Matt Shrigley knocked down a three-pointer. Southern Miss scored seven straight points to cut SDSU's lead in half, but the Aztecs responded with three straight points to move ahead by 10.

The Golden Eagles scored five consecutive points to slice their deficit in half with 11:59 to play, but the Aztecs answered with the aforementioned 18-8 game-ending run, which covered the final 11:30 to provide the final margin.

Cheatham led all players with 16 points and a career-high 13 rebounds, while Kell finished with 11 points and a game-high five assists.

Raheem Watts, meanwhile, led the Golden Eagles with 14 points and six rebounds. Cortez Edwards added 13 points, five rebounds, four assists and a game-high three steals for Southern Miss.

SDSU	FG	3FG	FT	R	F	TP	A	TO	B	S	MP
Kell*	4-8	0-4	3-3	3	0	11	5	1	0	0	23
Allen*	3-5	1-2	0-0	4	3	7	1	0	1	0	18
Cheatham*	4-6	0-0	8-9	13	1	16	3	1	1	0	28
Pope*	3-7	2-5	1-2	4	2	9	0	1	3	0	24
Hemsley*	3-8	1-5	2-2	1	1	9	0	3	1	0	25
Hoetzel	1-6	1-6	1-2	2	1	4	0	0	0	0	19
Williams	2-3	0-0	0-0	6	0	4	1	4	0	0	22
Shrigley	2-5	2-4	0-0	4	0	6	0	0	0	0	24
Gill-Caesar	0-1	0-0	0-0	0	1	0	0	1	0	0	7
Narain	0-0	0-0	0-0	1	1	0	0	1	0	0	1
Izundu	0-1	0-0	0-0	0	4	0	0	0	0	1	9
Team				1							
Totals	22-50	7-26	15-18	39	14	66	10	12	6	1	200

USM	FG	3FG	FT	R	F	TP	A	TO	B	S	MP
Watts*	5-13	1-4	3-4	6	4	14	1	1	0	0	36
Edwards*	6-12	1-1	0-0	5	2	13	4	2	1	3	35
Rowe*	2-7	1-2	2-2	6	4	7	0	3	0	0	30
Holland*	1-3	1-2	0-0	0	3	3	1	0	0	0	32
Campbell*	3-14	2-8	0-0	3	1	8	1	1	0	0	33
Richardson	0-0	0-0	0-0	1	0	0	0	0	0	0	3
Ramey	1-4	1-3	0-0	0	0	3	2	1	0	0	17
Davis	1-4	1-3	0-0	4	5	3	2	1	1	0	14
Team				1							
Totals	19-57	8-23	5-6	26	19	51	11	9	2	3	200

Halftime: San Diego State 36, Southern Miss 20. **FG%:** San Diego State 44.0, Southern Miss 33.3. **3FG%:** Southern Miss 34.8, San Diego State 26.9. **FT%:** San Diego State 83.3, Southern Miss 83.3. **Officials:** Michael Greenstein, Tyler Kumpf, Bart Lenox. **Technical:** None.



Game 11

San Diego State 82
Tulsa 63

Dec. 23, 2016 ♦ Honolulu, Hawaii
Stan Sheriff Center ♦ Att.: 5,873

HONOLULU - San Diego State turned a 52-all game into a rout thanks to a barrage of three-pointers in what finished as an 82-63 Aztec victory over Tulsa in the semifinal round of the Hawaiian Airlines Diamond Head Classic.

The score was deadlocked at 52 with 11:08 to play and then SDSU began to hit from three-point distance. The Aztecs took 10 straight treys and made seven to take a 73-56 lead with 5:47 left in regulation.

The Golden Hurricane never got closer than 15 points the rest of the way as the Aztecs earned a spot in the championship game.

The way the game ended was completely different from how it started as Tulsa raced to an 8-0 lead within the first 115 seconds. By the time the clock read 15:00, San Diego State led, 14-11, and led by five points a couple of minutes later.

SDSU later extended its lead to eight points before settling for a 41-37 advantage at halftime.

The score remained close until it was level at 52, setting up the Aztecs' attack from behind the three-point arc.

Jeremy Hemsley led all players with 20 points and was 5-for-7 from three-point distance. Trey Kell, who made three from behind the arc, had 19 points, four assists and a career-high five steals. Zylan Cheatham, meanwhile, added 15 points for an Aztec squad that ended up making 13 three-pointers and forcing a season-high 23 turnovers. San Diego State also shot 53.8 percent in the second half, which was a season best.

As for Tulsa, it was led by Junior Etou's 18 points, seven rebounds and two assists. Lawson Korita was the Golden Hurricane's other double-figure scorer with 10 points to go with eight rebounds.

UT	FG	3FG	FT	R	F	TP	A	TO	B	S	MP
Etou*	5-11	2-4	6-6	7	1	18	2	4	0	0	36
Taplin*	4-7	1-3	0-0	2	2	9	0	5	0	0	32
Korita*	3-7	2-4	2-3	8	0	10	0	2	0	0	19
Magnay*	1-2	0-0	3-6	2	4	5	0	2	2	0	17
Wheeler*	3-6	0-3	3-4	5	3	9	2	4	0	1	29
Igbanu	1-2	0-0	0-0	3	5	2	1	0	0	1	7
Atson	0-0	0-0	0-0	1	0	0	0	0	0	0	2
Birt	1-7	0-3	2-2	5	1	4	0	2	0	0	32
Edogi	1-2	0-0	0-0	1	4	2	0	3	0	0	10
Henderson	2-5	0-2	0-0	2	0	4	0	1	0	1	16
Team				1							
Totals	21-49	5-19	16-21	37	20	63	5	23	2	3	200

SDSU	FG	3FG	FT	R	F	TP	A	TO	B	S	MP
Kell*	7-12	3-8	2-2	3	2	19	4	0	1	5	37
Allen*	3-3	1-1	1-1	2	3	8	2	3	0	1	16
Hoetzel*	2-11	1-9	0-0	5	2	5	1	0	0	1	23
Cheatham*	4-8	0-0	7-8	4	1	15	1	1	0	2	28
Hemsley*	7-13	5-7	1-4	4	2	20	2	2	0	3	32
Williams	0-1	0-1	0-2	1	0	0	2	0	0	0	14
Shrigley	2-6	2-5	0-0	2	3	6	2	1	2	2	21
Gill-Caesar	2-5	1-1	4-4	1	2	9	0	1	0	2	17
Izundu	0-0	0-0	0-1	1	5	0	1	0	0	0	12
Team				1							
Totals	27-59	13-32	15-22	24	20	82	15	8	3	16	200

Halftime: San Diego State 41, Tulsa 37. **FG%:** San Diego State 45.8, Tulsa 42.9. **3FG%:** San Diego State 40.6, Tulsa 26.3. **FT%:** Tulsa 76.2, San Diego State 68.2. **Officials:** Keith Kimble, Tommy Short, Darron George. **Technical:** None.



Game 12

San Diego State 62
San Francisco 48

Dec. 25, 2016 ♦ Honolulu, Hawaii
Stan Sheriff Center ♦ Att.: 6,119

HONOLULU - San Diego State claimed the 2016 Hawaiian Airlines Diamond Head Classic championship with its 62-48 victory over San Francisco on Christmas afternoon.

The Aztecs shut down a Dons offense that was one of the top three-point shooting units in the nation, entering the game as the fourth-best team nationally in three-point makes and fifth in three-point percentage.

San Diego State, meanwhile, used the three-point shot to earn its third win four days.

With SDSU clinging on to a 41-39 lead with 11:46 to play, D'Erryl Williams missed a layup, but the rebound was scooped by Valentine Izundu, who fed Matt Shrigley. The shot clock did not reset and the senior faked going one way and went the other, ultimately rising and nailing the trey.

USF's Ronnie Boyce answered with a layup and Shrigley was at it again, this time knocking down yet another three to move the Aztecs ahead, 47-41.

The Dons got back to within four points only to have San Diego State respond with a Zylan Cheatham three. Cheatham added a dunk after USF cut its deficit to five and the slam was followed by a Jeremy Hemsley three-pointer to increase the Aztecs' lead to 10 with 4:19 to play.

Hemsley later added another triple down the stretch to help San Diego State to the 14-point victory.

Defensively, the Aztecs limited the Dons to 4-of-20 shooting (.200) from three-point range and 37.3 percent from the field, which was well below USF's season average of 49.2 percent.

Cheatham, the Most Outstanding Player, finished with 16 points and 11 rebounds. Trey Kell added 10 points and was named to the all-tourney team. Hemsley finished with 12 points.

SDSU	FG	3FG	FT	R	F	TP	A	TO	B	S	MP
Kell*	3-9	2-5	2-2	5	1	10	3	2	0	0	27
Allen*	2-11	0-5	2-2	2	2	6	2	0	0	0	38
Hoetzel*	3-6	1-4	0-0	5	2	7	0	1	0	0	13
Cheatham*	6-7	1-1	3-4	11	1	16	0	2	0	2	33
Hemsley*	5-8	2-4	0-0	1	4	12	2	3	1	0	23
Williams	1-2	0-0	0-0	2	0	2	3	2	0	0	14
Shrigley	3-6	3-6	0-0	2	2	9	0	0	2	1	26
Gill-Caesar	0-3	0-2	0-0	2	1	0	1	1	0	0	15
Izundu	0-0	0-0	0-0	4	2	0	0	1	0	1	11
Team				2							
Totals	23-52	9-27	7-8	36	15	62	11	13	3	4	200

USF	FG	3FG	FT	R	F	TP	A	TO	B	S	MP
McCarthy*	2-2	0-0	0-0	2	2	4	0	3	0	1	21
Renfro*	1-4	0-0	0-0	3	3	2	0	1	1	0	19
Ratinho*	2-4	1-2	0-0	1	1	5	0	0	0	0	23
Foster*	2-5	0-1	0-1	5	2	4	1	0	0	1	24
Djordjevic*	0-0	0-0	0-0	0	3	0	0	1	0	0	8
Ferrari	2-8	0-3	1-2	3	1	5	2	3	0	6	30
Boyce	3-8	0-4	2-4	2	0	8	1	2	0	0	13
Lull	1-1	0-0	0-0	1	0	2	0	1	1	0	11
Raitanen	0-3	0-2	0-2	2	2	0	0	0	0	0	17
Anderson	0-2	0-1	0-0	1	0	0	0	0	0	0	6
Minlend	6-14	3-7	3-4	3	1	18	1	0	0	0	28
Team				3							
Totals	19-51	4-20	6-13	26	15	48	5	11	2	8	200

Halftime: San Diego State 32, San Francisco 28. **FG%:** San Diego State 44.2, San Francisco 37.3. **3FG%:** San Diego State 33.3, San Francisco 20.0. **FT%:** San Diego State 87.5, San Francisco 46.2. **Officials:** Larry Spaulding, Keith Kimble, Michael Greenstein. **Technical:** None.

SAN DIEGO STATE SCHEDULE/RESULTS

Record: 8-4 (Home: 4-1, Away: 0-3, Neutral: 1-0)

Mountain West: 0-0 (Home: 0-0, Away: 0-0)

Date	SDSU NR	Opponent	SDSU Result	W-L	Record	MW	Scorer	San Diego High Rebounder	Assists	Attendance
Nov. 11	rv/rv	SAN DIEGO	W 69-59	W1	1-0		Hemsley - 25	Williams - 5	Hemsley, Kell - 2	12,414 (c)
Nov. 14	rv/rv	at [14/14] Gonzaga	L 48-69	L1	1-1		Kell, Hemsley - 14	Cheatham, Gill-Caesar - 6	Cheatham, Hemsley - 2	6,000 (c)
Nov. 16	rv/rv	SAN DIEGO CHRISTIAN	W 81-58	W1	2-1		Hemsley - 23	Allen, Williams - 9	Hemsley - 5	12,414 (c)
Nov. 21		vs. [rv/rv] California~	W 77-65	W2	3-1		Hemsley - 15	Hoetzel - 7	Hemsley, Kell - 3	10,104
Nov. 28	rv/--	SAVANNAH STATE	W 100-67	W3	4-1		Cheatham - 18	Cheatham, Hoetzel - 8	Hemsley - 9	12,414 (c)
Dec. 3	rv/--	at Loyola	L 59-65	L1	4-2		Kell - 16	Pope - 7	Pope - 3	2,189
Dec. 7		at Grand Canyon	L 72-76	L2	4-3		Hemsley - 28	Cheatham - 12	Pope - 3	7,171
Dec. 10		ARIZONA STATE	L 63-74	L3	4-4		Kell - 20	Allen - 8	Allen, Cheatham - 2	12,414 (c)
Dec. 12		ALABAMA STATE	W 73-41	W1	5-4		Pope - 16	Pope - 7	Allen, Cheatham - 3	12,414 (c)
Dec. 22		vs. Southern Miss#	W 66-51	W2	6-4		Cheatham - 16	Cheatham - 13	Kell - 5	5,942
Dec. 23		vs. Tulsa#	W 82-63	W3	7-4		Hemsley - 20	Hoetzel - 5	Kell - 4	5,873
Dec. 25		vs. San Francisco#	W 62-48	W4	8-4		Cheatham - 16	Cheatham - 11	Kell, Williams - 3	6,119
Jan. 1		NEW MEXICO*								
Jan. 4		at Nevada*								
Jan. 7		at Boise State*								
Jan. 10		SAN JOSÉ STATE*								
Jan. 14		UTAH STATE*								
Jan. 17		at UNLV*								
Jan. 24		at Air Force*								
Jan. 28		COLORADO STATE*								
Jan. 31		WYOMING*								
Feb. 4		at Fresno State*								
Feb. 7		at San José State*								
Feb. 12		NEVADA*								
Feb. 15		at Utah State*								
Feb. 19		UNLV*								
Feb. 22		FRESNO STATE*								
Feb. 25		at Colorado State*								
March 1		AIR FORCE*								
March 4		at New Mexico*								

Caps denotes home game. ~ - Golden 1 Center (Sacramento, Calif.). # - Hawaiian Airlines Diamond Head Classic (Stan Sheriff Center; Honolulu, Hawaii). * - Mountain West Game. ` - Mountain West Men's Basketball Championship (Thomas & Mack Center; Las Vegas, Nevada). c - Capacity crowd. SDSU NR - San Diego State national ranking (*Associated Press* and *USA Today* coaches polls at game time). Time to the right of opponent name indicates time remaining on a game-winning shot.

Record/Attendance Summary

	G	W-L	Total	Average	High	
Home	5	4-1	60,070	12,414	12,414 - five times	** 77 consecutive regular-season sellouts
Mountain West						
Away	3	0-3	15,360	5,120	7,171 at Grand Canyon (Dec. 7)	
Mountain West						
Neutral	4	4-0	28,038	7,010	10,104 vs. California (Nov. 21)	
Total	12	8-4	105,468	8,789	12,414 - five times	
Mountain West						

Win/Loss Margin

	1	2	3	4	5	6	7	9	10	11	12	13	14	15	16	17	18	19	20	21	23	32	33	=<3	=<5	=<10
Win									1		1		1	1				1			1	1	1			1
Loss				1		1				1										1					1	2

SEASON STATS

Record: 8-4 (Home: 4-1, Away: 0-3, Neutral: 4-0)

No.	Player	GP	GS	Min	Avg	TOTAL			3-PTS			REBOUNDS														PF	FO	A	TO	Blk	Stl	Pts	Avg
						FG	FGA	Pct	3FG	FGA	Pct	FT	FTA	Pct	Off	Def	Tot	Avg															
42	HEMSLEY, Jeremy	11	11	323	29.4	61	124	.492	29	51	.569	27	40	.675	7	24	31	2.8	24	0	26	21	6	8	178	16.2							
03	KELL, Trey	12	12	373	31.1	57	139	.410	17	61	.279	36	43	.837	7	43	50	4.2	13	0	34	17	4	20	167	13.9							
14	CHEATHAM, Zylan	12	12	333	27.8	46	84	.548	2	6	.333	47	60	.783	28	54	82	6.8	29	1	17	22	8	14	141	11.8							
04	ALLEN, Dakarai	12	12	305	25.4	34	72	.472	4	22	.182	19	28	.679	12	39	51	4.3	31	0	20	11	11	15	91	7.6							
30	HOETZEL, Max	9	2	154	17.1	21	68	.309	15	53	.283	12	14	.857	8	30	38	4.2	14	0	3	6	3	4	69	7.7							
21	POPE, Malik	7	7	163	23.3	25	54	.463	4	15	.267	8	15	.533	9	24	33	4.7	13	1	10	13	7	5	62	8.9							
20	SHRIGLEY, Matt	10	1	202	20.2	20	55	.364	18	48	.375	1	2	.500	7	20	27	2.7	10	0	6	6	5	7	59	5.9							
23	GILL-CAESAR, Montagu	12	2	177	14.8	14	50	.280	5	19	.263	14	17	.824	4	19	23	1.9	13	0	4	14	0	4	47	3.9							
11	WILLIAMS, D'Erryl	8	0	141	17.6	7	15	.467	2	3	.667	0	2	.000	4	23	27	3.4	10	0	15	10	0	4	16	2.0							
45	IZUNDU, Valentine	11	1	172	15.6	6	15	.400	0	0	.000	2	9	.222	19	16	35	3.2	21	1	2	7	11	3	14	1.3							
24	NARAIN, Nolan	6	0	41	6.8	4	14	.286	0	2	.000	0	0	.000	1	3	4	0.7	5	0	0	2	0	0	8	1.3							
12	WILSON, Emmanuel	3	0	16	5.3	0	4	.000	0	3	.000	0	0	.000	0	1	1	0.3	3	0	0	4	1	2	0	0.0							
TEAM															19	24	43	3.6	0			5				0							
SAN DIEGO STATE		12				295	694	.425	96	283	.339	166	230	.722	125	320	445	37.1	186	3	137	138	56	86	852	71.0							
OPPONENTS		12				265	685	.387	89	270	.330	117	177	.661	119	299	418	34.8	231	-	127	165	45	66	736	61.3							

SCORE BY PERIODS:	1st	2nd	OT	2OT	Total
SAN DIEGO STATE	438	414			852
OPPONENTS	351	385			736

Mountain West: 0-0 (Home: 0-0, Away: 0-0)

HOME/AWAY STATS

Home: 4-1

No.	Player	GP	GS	Min	Avg	TOTAL			3-PTS			FT	FTA	Pct	REBOUNDS								PF	FO	A	TO	Blk	Stl	Pts	Avg
						FG	FGA	Pct	3FG	FGA	Pct				Off	Def	Tot	Avg												
03	KELL, Trey	5	5	152	30.4	26	55	.473	8	22	.364	18	22	.818	3	21	24	4.8	7	0	16	9	3	8	78	15.6				
42	HEMSLEY, Jeremy	4	4	117	29.3	25	44	.568	9	17	.529	13	20	.650	1	8	9	2.3	9	0	17	5	2	4	72	18.0				
14	CHEATHAM, Zylan	5	5	138	27.6	21	33	.636	0	2	.000	17	22	.773	12	18	30	6.0	12	1	9	12	5	9	59	11.8				
04	ALLEN, Dakarai	5	5	120	24.0	17	32	.531	0	9	.000	7	12	.583	4	21	25	5.0	12	0	11	6	7	10	41	8.2				
10	HOETZEL, Max	3	0	57	19.0	10	29	.345	8	21	.381	8	8	1.000	6	8	14	4.7	6	0	0	2	1	1	36	12.0				
23	GILL-CAESAR, Montagu	5	2	93	18.6	8	26	.308	3	11	.273	9	10	.900	4	9	13	2.6	5	0	3	6	0	2	28	5.6				
21	POPE, Malik	3	3	70	23.3	11	23	.478	1	5	.200	5	10	.500	2	13	15	5.0	3	0	4	6	2	2	28	9.3				
20	SHRIGLEY, Matt	3	1	59	19.7	7	19	.368	6	17	.353	0	0	.000	1	8	9	3.0	2	0	2	4	1	3	20	6.7				
45	IZUNDU, Valentine	4	0	64	16.0	4	10	.400	0	0	.000	1	4	.250	8	6	14	3.5	2	0	0	2	7	1	9	2.3				
24	NARAIN, Nolan	4	0	30	7.5	4	11	.364	0	1	.000	0	0	.000	1	2	3	0.8	3	0	0	1	0	0	8	2.0				
11	WILLIAMS, D'Erryl	4	0	84	21.0	3	7	.429	1	1	1.000	0	0	.000	2	16	18	4.5	8	0	9	3	0	3	7	1.8				
12	WILSON, Emmanuel	3	0	16	5.3	0	4	.000	0	3	.000	0	0	.000	0	1	1	0.3	3	0	0	4	1	2	0	0.0				
TEAM															6	10	16	3.2	0			2				0				
SAN DIEGO STATE		5				136	293	.464	36	109	.330	78	108	.722	50	141	191	38.2	72	1	71	62	29	45	386	77.2				
OPPONENTS		5				107	300	.357	44	133	.331	41	61	.672	59	114	173	34.6	100	-	54	81	13	22	299	59.8				

SCORE BY PERIODS:	1st	2nd	OT	2OT	Total
SAN DIEGO STATE	206	180			386
OPPONENTS	135	164			299

Road/Neutral: 4-3 (Away: 0-3, Neutral: 4-0)

No.	Player	GP	GS	Min	Avg	TOTAL			3-PTS			REBOUNDS														
						FG	FGA	Pct	3FG	FGA	Pct	FT	FTA	Pct	Off	Def	Tot	Avg	PF	FO	A	TO	Blk	Stl	Pts	Avg
42	HEMSLEY, Jeremy	7	7	206	29.4	36	80	.450	20	34	.588	14	20	.700	6	16	22	3.1	15	0	9	16	4	4	106	15.1
03	KELL, Trey	7	7	221	31.6	31	84	.369	9	39	.231	18	21	.857	4	22	26	3.7	6	0	18	8	1	12	89	12.7
14	CHEATHAM, Zylan	7	7	195	27.9	25	51	.490	2	4	.500	30	38	.789	16	36	52	7.4	17	0	8	10	3	5	82	11.7
04	ALLEN, Dakarai	7	7	185	26.4	17	40	.425	4	13	.308	12	16	.750	8	18	26	3.7	19	0	9	5	4	5	50	7.1
20	SHRIGLEY, Matt	7	0	143	20.4	13	36	.361	12	31	.387	1	2	.500	6	12	18	2.6	8	0	4	2	4	4	39	5.6
21	POPE, Malik	4	4	93	23.3	14	31	.452	3	10	.300	3	5	.600	7	11	18	4.5	10	1	6	7	5	3	34	8.5
30	HOETZEL, Max	6	2	97	16.2	11	39	.282	7	32	.219	4	6	.667	2	22	24	4.0	8	0	3	4	2	3	33	5.5
23	GILL-CAESAR, Montagu	7	0	84	12.0	6	24	.250	2	8	.250	5	7	.714	0	10	10	1.4	8	0	1	8	0	2	19	2.7
11	WILLIAMS, D'Erryl	4	0	57	14.3	4	8	.500	1	2	.500	0	2	.000	2	7	9	2.3	2	0	6	7	0	1	9	2.3
30	IZUNDU, Valentine	7	1	108	15.4	2	5	.400	0	0	.000	1	5	.200	11	10	21	3.0	19	1	2	5	4	2	5	0.7
24	NARAIN, Nolan	2	0	11	5.5	0	3	.000	0	1	.000	0	0	.000	0	1	1	0.5	2	0	0	1	0	0	0	0.0
TEAM															13	14	27	3.9	0			3				0
SAN DIEGO STATE		7				159	401	.397	60	174	.345	88	122	.721	75	179	254	36.3	114	2	66	76	27	41	466	66.6
OPPONENTS		7				158	385	.410	45	137	.328	76	116	.655	60	185	245	35.0	131	-	73	84	32	44	437	62.4

SCORE BY PERIODS:	1st	2nd	OT	2OT	Total
SAN DIEGO STATE	232	234			466
OPPONENTS	216	221			437

WIN/LOSS STATS

Wins: 8

No.	Player	TOTAL							3-PTS			REBOUNDS														
		GP	GS	Min	Avg	FG	FGA	Pct	3FG	FGA	Pct	FT	FTA	Pct	Off	Def	Tot	Avg	PF	FO	A	TO	Blk	Stl	Pts	Avg
42	HEMSLEY, Jeremy	7	7	201	28.7	42	85	.494	18	33	.545	16	25	.640	4	14	18	2.6	16	0	23	11	6	7	118	16.9
03	KELL, Trey	8	8	239	29.9	37	83	.446	11	36	.306	24	28	.857	3	30	33	4.1	9	0	30	10	4	10	109	13.6
14	CHEATHAM, Zylan	8	8	222	27.8	36	55	.655	2	4	.500	33	42	.786	17	38	55	6.9	14	0	11	12	5	11	107	13.4
04	ALLEN, Dakarai	8	8	192	24.0	21	47	.447	2	15	.133	16	23	.696	6	25	31	3.9	21	0	15	7	7	11	60	7.5
20	SHRIGLEY, Matt	6	1	130	21.7	17	39	.436	16	35	.457	1	2	.500	2	15	17	2.8	8	0	3	3	5	5	51	8.5
30	HOETZEL, Max	6	2	112	18.7	15	46	.326	9	37	.243	12	14	.857	6	23	29	4.8	10	0	2	2	1	2	51	8.5
21	POPE, Malik	4	4	93	23.3	18	34	.529	3	10	.300	8	15	.533	7	14	21	5.3	8	1	3	7	5	1	47	11.8
23	GILL-CAESAR, Montagu	8	2	128	16.0	11	36	.306	4	13	.308	11	13	.846	4	12	16	2.0	11	0	3	9	0	4	37	4.6
11	WILLIAMS, D'Erryl	7	0	134	19.1	6	13	.462	1	2	.500	0	2	.000	4	23	27	3.9	8	0	15	9	0	3	13	1.9
45	IZUNDU, Valentine	7	0	102	14.6	4	9	.444	0	0	.000	1	5	.200	10	11	21	3.0	16	1	1	3	8	3	9	1.3
24	NARAIN, Nolan	5	0	31	6.2	4	11	.364	0	1	.000	0	0	.000	1	3	4	0.8	4	0	0	2	0	0	8	1.6
12	WILSON, Emmanuel	3	0	16	5.3	0	4	.000	0	3	.000	0	0	.000	0	1	1	0.3	3	0	0	4	1	2	0	0.0
TEAM															9	15	24	3.0	0			4			0	
SAN DIEGO STATE		8				211	462	.457	66	189	.349	122	169	.722	73	224	297	37.1	128	2	106	83	42	59	610	76.2
OPPONENTS		8				159	456	.349	56	186	.301	78	119	.655	83	195	278	34.8	164	-	70	122	22	31	452	56.5

SCORE BY PERIODS:	1st	2nd	OT	2OT	Total
SAN DIEGO STATE	325	285			610
OPPONENTS	220	232			452

Losses: 4

No.	Player	TOTAL							3-PTS			REBOUNDS														
		GP	GS	Min	Avg	FG	FGA	Pct	3FG	FGA	Pct	FT	FTA	Pct	Off	Def	Tot	Avg	PF	FO	A	TO	Blk	Stl	Pts	Avg
42	HEMSLEY, Jeremy	4	4	122	30.5	19	39	.487	11	18	.611	11	15	.733	3	10	13	3.3	8	0	3	10	0	1	60	15.0
03	KELL, Trey	4	4	134	33.5	20	56	.357	6	25	.240	12	15	.800	4	13	17	4.3	4	0	4	7	0	10	58	14.5
14	CHEATHAM, Zylan	4	4	111	27.8	10	29	.345	0	2	.000	14	18	.778	11	16	27	6.8	15	1	6	10	3	3	34	8.5
04	ALLEN, Dakarai	4	4	113	28.3	13	25	.520	2	7	.286	3	5	.600	6	14	20	5.0	10	0	5	4	4	4	31	7.8
10	HOETZEL, Max	3	0	42	14.0	6	22	.273	6	16	.375	0	0	.000	2	7	9	3.0	4	0	1	4	2	2	18	6.0
21	POPE, Malik	3	3	70	23.3	7	20	.350	1	5	.200	0	0	.000	2	10	12	4.0	5	0	7	6	2	4	15	5.0
23	GILL-CAESAR, Montagu	4	0	49	12.3	3	14	.214	1	6	.167	3	4	.750	0	7	7	1.8	2	0	1	5	0	0	10	2.5
20	SHRIGLEY, Matt	4	0	72	18.0	3	16	.188	2	13	.154	0	0	.000	5	5	10	2.5	2	0	3	3	0	2	8	2.0
30	IZUNDU, Valentine	4	1	70	17.5	2	6	.333	0	0	.000	1	4	.250	9	5	14	3.5	5	0	1	4	3	0	5	1.3
11	WILLIAMS, D'Erryl	1	0	7	7.0	1	2	.500	1	1	1.000	0	0	.000	0	0	0	0.0	2	0	0	1	0	1	3	3.0
24	NARAIN, Nolan	1	0	10	10.0	0	3	.000	0	1	.000	0	0	.000	0	0	0	0.0	1	0	0	0	0	0	0	0.0
TEAM															10	9	19	4.8	0			1			0	
SAN DIEGO STATE		4				84	232	.362	30	94	.319	44	61	.721	52	96	148	37.0	58	1	31	55	14	27	242	60.5
OPPONENTS		4				106	229	.463	33	84	.393	39	58	.672	36	104	140	35.0	67	-	57	43	23	35	284	71.0

SCORE BY PERIODS:	1st	2nd	OT	2OT	Total
SAN DIEGO STATE	113	129			242
OPPONENTS	131	153			284

TEAM GAME-BY-GAME

[illegible]

TEAM GAME-BY-GAME

[illegible]

INDIVIDUAL GAME-BY-GAME (POINTS/REBS./ASTS.)

	2	3	4	5	10	11	12	14	20	21	23	24	33	42	45
	Ben	Trey	Dakarai	Jalen	Max	D'Erryl	Emmanuel	Zylan	Matt	Malik	Montaque	Nolan	Niksha	Jeremy	Valentine
Opponent	Perez	Kell	Allen	McDaniels	Hoetzel	Williams	Wilson	Cheatham	Shrigley	Pope	Gill-Caesar	Narain	Federico	Hemsley	Izundu
SAN DIEGO	INJ	23/4/2	6/4/1	CD	INJ	3/5/1	CD	8/4/1	INJ	INJ	2/4/0	2/0/0	DND	25/4/2	0/3/0
at [14/14] Gonzaga	DNT	14/4/1	5/5/0	CD	DNT	3/0/0	DNT	4/6/2	0/3/0	INJ	6/6/0	DNT	DNT	14/4/2	2/5/0
SAN DIEGO CHRISTIAN	INJ	19/6/4	15/9/4	CD	INJ	4/9/3	0/0/0	15/7/2	INJ	INJ	1/1/0	4/1/0	DND	23/2/5	INJ
vs. [rv/rv] California~	DNT	11/2/3	6/6/1	DND	11/7/1	CD	DNT	8/2/0	10/1/0	14/5/0	2/1/0	CD	DNT	15/3/3	0/3/0
SAVANNAH STATE	INJ	9/7/7	2/1/1	DND	15/8/0	0/2/3	0/1/0	18/8/1	15/4/0	8/5/1	12/5/0	0/1/0	DND	14/3/9	7/7/0
at Loyola	DNT	16/6/2	9/3/1	DNT	6/5/0	CD	DNT	6/4/1	5/1/0	7/7/3	2/0/0	CD	DNT	8/4/0	0/1/1
at Grand Canyon	DNT	8/3/0	9/4/2	DNT	0/0/1	CD	DNT	17/12/1	3/5/2	4/2/3	0/0/0	CD	DNT	28/5/0	3/7/0
ARIZONA STATE	INJ	20/4/1	8/8/2	DND	12/4/0	CD	CD	7/5/2	0/1/1	4/3/1	2/1/1	CD	DND	10/0/1	0/1/0
ALABAMA STATE	INJ	7/3/2	10/3/3	DND	9/2/0	0/2/2	0/0/0	11/6/3	5/4/1	16/7/2	11/2/2	2/1/0	DND	INJ	2/3/0
vs. Southern Miss#	DNT	11/3/5	7/4/1	DND	4/2/0	4/6/1	DNT	16/13/3	6/4/0	9/4/0	0/0/0	0/1/0	DNT	9/1/0	0/0/0
vs. Tulsa#	DNT	19/3/4	8/2/2	DND	5/5/1	0/1/2	DNT	15/4/1	6/2/2	INJ	9/1/0	CD	DNT	20/4/2	0/1/1
vs. San Francisco#	DNT	10/5/3	6/2/2	DND	7/5/0	2/2/3	DNT	16/11/0	9/2/0	INJ	0/2/1	CD	DNT	12/1/2	0/4/0
NEW MEXICO*															
at Nevada*															
at Boise State*															
SAN JOSÉ STATE*															
UTAH STATE*															
at UNLV*															
at Air Force*															
COLORADO STATE*															
WYOMING*															
at Fresno State*															
at San José State*															
NEVADA*															
at Utah State															
UNLV*															
FRESNO STATE*															
at Colorado State															
AIR FORCE*															
at New Mexico*															

Red indicates players started. CD – Did Not Play-Coach's Decision. DND - Did Not Dress. DNT - Did Not Travel. INJ – Did Not Play-Injured. SUSP - Suspension. Caps denotes home game. ~ - Golden I Center (Sacramento, Calif.).

- Hawaiian Airlines Diamond Head Classic (Stan Sheriff Center; Honolulu, Hawaii). * – Mountain West Game. ` - Mountain West Men's Basketball Championship (Thomas & Mack Center; Las Vegas, Nevada).

STARTING LINEUPS

F / G	F / G	F / C	G	G	W-L	Record As SDSU Starter	Season	Career*
Allen	Cheatham	Pope	Kell	Hemsley	4-3	Dakarai Allen	8-4	21-9
Allen	Hoetzel	Cheatham	Kell	Hemsley	2-0	Zylan Cheatham	8-4	29-9
Allen	Gill-Caesar	Cheatham	Kell	Hemsley	2-0	Montaque Gill-Caesar	2-0	2-0
Allen	Izundu	Cheatham	Kell	Hemsley	0-1	Jeremy Hemsley	7-4	25-11
						Max Hoetzel	2-0	2-0
						Valentine Izundu	0-1	0-1
						Trey Kell	8-4	47-18
						Malik Pope	4-3	15-8
						Matt Shrigley	1-0	18-3
						* Aztec career		

INDIVIDUAL SUPERLATIVES

Category	San Diego State	Opponent
Points Scored	28 - Jeremy Hemsley at Grand Canyon (12-7-16)	24 - Aundre Jackson, Loyola (12-3-16)
Field Goals	9 - Jeremy Hemsley at GCU (12-7-16), vs. SD Christian (11-16-16), vs. USD (11-11-16)	11 - Aundre Jackson, Loyola (12-3-16)
Field Goals Attempted	16 - Trey Kell vs. San Diego (11-11-16)	18 - DeWayne Russell, Grand Canyon (12-7-16)
Highest FG Percentage (min. 5 made)	1.000 (6-6) - Cheatham vs. Savannah St. (11-28-16), 1.000 (5-5) - Cheatham vs. Alabama St.	.917 (11-12) - Aundre Jackson, Loyola (12-3-16)
Highest FG Percentage (min. 10 made)	N/A	.917 (11-12) - Aundre Jackson, Loyola (12-3-16)
3-Point Field Goals Made	7 - Jeremy Hemsley at Grand Canyon (12-7-16)	5 - Oscar Frayer, Grand Canyon (12-7-16), Jordan Mathews, Gonzaga (11-14-16)
3-Point Field Goals Attempted	12 - Matt Shrigley vs. Savannah State (11-28-16)	9 - Steve Rogers, Alabama State (12-12-16)
3-Point Field Goal Percentage (min. 4 made)	.875 (7-8), Jeremy Hemsley at Grand Canyon (12-7-16)	1.000 (4-4) - Luis Salgado, San Diego Christian (11-16-16)
3-Point Field Goal Percentage (min. 5 made)	.875 (7-8), Jeremy Hemsley at Grand Canyon (12-7-16)	.714 (5-7) - Jordan Mathews, Gonzaga (11-14-16)
Free Throws	9 - Zylan Cheatham at Grand Canyon (12-7-16)	9 - DeWayne Russell, Grand Canyon (12-7-16)
Free Throws Attempted	11 - Zylan Cheatham at Grand Canyon (12-7-16)	12 - DeWayne Russell, Grand Canyon (12-7-16)
Free Throw Percentage (min. 7 made)	.889 (8-9) - Zylan Cheatham vs. Southern Miss (12-22-16)	.700 (7-10) - Ivan Robb, California (11-21-16)
Free Throw Percentage (min. 10 made)	N/A	N/A
Offensive Rebounds	5 - Zylan Cheatham, Valentine Izundu at Grand Canyon (12-7-16)	5 - Kingsley Okoroh, California (11-21-16)
Defensive Rebounds	10 - Zylan Cheatham vs. Southern Miss (12-22-16)	9 - Dexter McClanahan, Savannah State (11-28-16)
Total Rebounds	13 - Zylan Cheatham vs. Southern Miss (12-22-16)	12 - Obinna Okeka, Arizona State (12-10-16)
Assists	9 - Jeremy Hemsley vs. Savannah State (11-28-16)	9 - DeWayne Russell, Grand Canyon (12-7-16)
Blocked Shots	5 - Dakarai Allen vs. San Diego Christian (11-16-16)	5 - Jethro Ishisumpa, Arizona State (12-10-16)
Steals	5 - Trey Kell vs. Tulsa (12-23-16), vs. Arizona State (12-10-16)	6 - Frankie Ferrari, San Francisco (12-25-16)
Minutes Played	38 - Dakarai Allen vs. San Francisco (12-25-16)	40 - DeWayne Russell, Grand Canyon (12-7-16)

TEAM SUPERLATIVES

SDSU High	SDSU Low	Category	Opponent High	Opponent Low
100 vs. Savannah State (11-28-16)	48 at Gonzaga (11-14-16)	Points Scored	76, Grand Canyon (12-7-16)	41, Alabama State (12-12-16)
35 vs. Savannah State (11-28-16)	16 at Gonzaga (11-14-16)	Field Goals	29, Grand Canyon (12-7-16)	15, Alabama State (12-12-16)
83 vs. Savannah State (11-28-16)	45 vs. Alabama State (12-12-16)	Field Goals Attempted	75, Savannah State (11-28-16)	45, Alabama State (12-12-16)
.561 vs. San Diego Christian (11-16-16)	.286 at Gonzaga (11-14-16)	FG Percentage	.518, Grand Canyon (12-7-16)	.250, Alabama State (12-12-16)
14 vs. Savannah State (11-28-16)	4 vs. San Diego Christian (11-16-16)	3-Point Field Goals Made	11, San Diego Christian (11-16-16)	4, San Francisco (12-25-16)
40 vs. Savannah State (11-28-16)	12 vs. San Diego Christian (11-16-16)	3-Point Field Goals Attempted	38, Savannah State (11-28-16)	14, California (11-21-16)
.423 at Loyola (12-3-16)	.238 at Gonzaga (11-14-16)	3-Point Field Goal Percentage	.471, Grand Canyon (12-7-16)	.200, San Francisco (12-25-16)
22 vs. California (11-21-16)	2 at Loyola (12-3-16)	Free Throws Made	26, California (11-21-16)	4, Alabama State (12-12-16), Loyola (12-3-16)
31 vs. California (11-21-16)	3 at Loyola (12-3-16)	Free Throws Attempted	36, California (11-21-16)	6, Southern Miss (12-22-16)
.875 vs. San Francisco (12-25-16)	.615 at Grand Canyon (12-7-16)	Free Throw Percentage	.889, Arizona State (12-10-16)	.400, Loyola (12-3-16)
20 at Grand Canyon (12-7-16)	3 vs. San Diego Christian (11-16-16)	Offensive Rebounds	16, Alabama State (12-12-16)	4, Loyola (12-3-16)
39 vs. Savannah State (11-28-16)	15 vs. Tulsa (12-23-16)	Defensive Rebounds	35, California (11-21-16), Gonzaga (11-14-16)	13, Alabama State (12-12-16)
55 vs. Savannah State (11-28-16)	24 vs. Tulsa (12-23-16)	Total Rebounds	50, California (11-21-16)	26, San Francisco (12-25-16), So. Miss (12-22-16)
24 vs. California (11-21-16)	10 vs. Alabama State (12-12-16)	Fouls	26, California (11-21-16)	11, Southern Miss (12-22-16), Loyola (12-3-16)
1 - three times	0 - nine times	Fouled Out	1 - four times	0 - eight times
22 vs. Savannah State (11-28-16)	5 at Gonzaga (11-14-16)	Assists	17, Grand Canyon (12-7-16)	5, San Francisco (12-25-16), Tulsa (12-23-16)
17 vs. Arizona State (12-10-16)	5 vs. California (11-21-16)	Turnovers	23, Tulsa (12-23-16)	7, Loyola (12-3-16), Gonzaga (11-14-16)
8 vs. San Diego Christian (11-16-16)	3 - five times	Blocked Shots	9, California (11-21-16)	0, Alabama State (12-12-16)
16 vs Tulsa (12-23-16)	1 vs. Southern Miss (12-22-16)	Steals	13, Gonzaga (11-14-16)	0, San Diego (11-11-16)
60 (1st) vs. Savannah State (11-28-16)	21 (1st) at Gonzaga (11-14-16)	Points/Half	49 (2nd), Arizona State (12-10-16)	19 (2nd), Alabama State (12-12-16)
.625 (1st) vs. Alabama State (12-12-16)	.207 (1st) at Gonzaga (11-14-16)	FG Percentage/Half	.583 (2nd), Grand Canyon (12-7-16)	.222 (1st), San Diego Christian (11-16-16)
5 vs. Savannah State (11-28-16), vs. Cal (11-21-16)	1 at Loyola (12-3-16)	Double-Figure Scorers	4, Arizona State (12-10-16)	1, USF (12-25), Ala. St. (12-12), SSU (11-28)
+13 vs. Southern Miss (12-22-16)	-13 vs. Tulsa (12-23-16), vs. California (11-21-16)	Rebound Margin		
+28 vs. Savannah State (11-28-16)	-15 at Gonzaga (11-14-16)	Halftime Scoring Margin		

BIGGEST LEADS/TIME IN LEAD/SPECIALTY STATS

Date	Opponent	SDSU Result	SDSU Big		Opp Big		Ties	LC	SDSU in		Opp in	Tied	Paint		Off TOs		2nd Ch.		Bench	
			Lead	Lead	Lead	Lead			Lead	Lead			SD	Opp	SD	Opp	SD	Opp	SD	Opp
Nov. 11	SAN DIEGO	W 69-59	19	9	3	9			21:35	16:15	1:51		32	30	13	7	8	8	5	11
Nov. 14	at [14/14] Gonzaga	L 48-69	4	30	1	1			2:23	33:45	3:52		22	34	8	25	6	9	9	28
Nov. 16	SAN DIEGO CHRISTIAN	W 81-58	15	0	0	0			38:17	0:00	1:43		14	4	12	3	0	7	4	14
Nov. 21	vs. [rv/rv] California~	W 77-65	19	2	5	3			33:12	0:44	5:48		30	22	23	5	8	14	23	38
Nov. 28	SAVANNAH STATE	W 100-67	37	0	0	0			38:56	0:00	1:04		40	26	23	4	19	11	49	31
Dec. 3	at Loyola	L 59-65	2	10	5	10			2:39	33:13	4:08		22	32	2	6	12	4	13	11
Dec. 7	at Grand Canyon	L 72-76	5	11	3	7			13:20	24:24	2:16		26	30	11	14	22	10	6	24
Dec. 10	ARIZONA STATE	L 63-76	10	12	2	1			22:38	16:37	0:45		30	24	20	16	13	4	14	32
Dec. 12	ALABAMA STATE	W 73-41	32	0	0	0			39:43	0:00	0:17		38	10	16	10	10	9	24	16
Dec. 22	vs. Southern Miss#	W 66-51	19	1	0	2			39:28	0:20	0:12		20	20	10	11	2	0	14	6
Dec. 23	vs. Tulsa#	W 82-63	19	8	6	5			30:20	4:34	5:05		26	22	26	8	5	8	15	12
Dec. 25	vs. San Francisco#	W 62-48	14	3	4	6			32:23	3:00	4:08		20	16	14	6	7	2	11	33
Jan. 1	NEW MEXICO*																			
Jan. 4	at Nevada*																			
Jan. 7	at Boise State*																			
Jan. 10	SAN JOSÉ STATE*																			
Jan. 14	UTAH STATE*																			
Jan. 17	at UNLV*																			
Jan. 24	at Air Force*																			
Jan. 28	COLORADO STATE*																			
Jan. 31	WYOMING*																			
Feb. 4	at Fresno State*																			
Feb. 7	at San José State*																			
Feb. 12	NEVADA*																			
Feb. 15	at Utah State*																			
Feb. 19	UNLV*																			
Feb. 22	FRESNO STATE*																			
Feb. 25	at Colorado State*																			
March 1	AIR FORCE*																			
March 4	at New Mexico*																			

Caps denotes home game. ~ - Golden 1 Center (Sacramento, Calif.). # - Hawaiian Airlines Diamond Head Classic (Stan Sheriff Center; Honolulu, Hawaii). * - Mountain West Game. ` - Mountain West Men's Basketball Championship (Thomas & Mack Center; Las Vegas, Nevada).

LEADS AND DEFICITS

SEASON

MOUNTAIN WEST GAME

SDSU Biggest Halftime Lead	28 vs. Savannah State (11-28-16)
SDSU Biggest Halftime Lead Lost	7 vs. Arizona State (12-10-16)
SDSU Biggest Halftime Lead Lost in a Loss	7 vs. Arizona State (12-10-16)
SDSU Biggest Halftime Deficit	15 at Gonzaga (11-14-16)
SDSU Biggest Halftime Deficit Overcome	8 at Grand Canyon (12-7-16)
SDSU Biggest Halftime Deficit Overcome for Victory	N/A
SDSU Biggest Lead	37 vs. Savannah State (11-28-16)
SDSU Biggest Lead Lost	10 vs. Arizona State (12-10-16)
SDSU Biggest Lead Lost in a Loss	10 vs. Arizona State (12-10-16)
SDSU Biggest Deficit	30 at Gonzaga (11-11-16)
SDSU Biggest Deficit Overcome	11 at Grand Canyon (12-7-16)
SDSU Biggest Deficit Overcome in a Victory	9 vs. San Diego (11-11-16)

MISCELLANEOUS STATISTICS

SEASON	Team Leader -----			Games With -----					Double-Doubles	
	Points	Rebounds	Assists	10+ Pts	20+Pts	30+Pts	10+Rebs	10+Ast	Point/Reb.	Point/Ast.
Dakarai Allen		2	2	2						
Zylan Cheatham	3	5	3	7			3		3	
Niksha Federico										
Montaque Gill-Caesar		1		2						
Jeremy Hemsley	6		5	9	4					
Max Hoetzel		3		3						
Valentine Izundu										
Trey Kell	3		5	9	2					
Jalen McDaniels										
Nolan Narain										
Ben Perez										
Malik Pope	1	2	2	2						
Matt Shrigley				2						
D'Erryl Williams		2	1							
Emmanuel Wilson										

CAREER	Team Leader -----			Games With -----					Double-Doubles	
	Points	Rebounds	Assists	10+ Pts	20+Pts	30+Pts	10+Rebs	10+Ast	Point/Reb.	Point/Ast.
Dakarai Allen	2	4	7	14						
Zylan Cheatham	5	16	7	17			9		5	
Niksha Federico										
Montaque Gill-Caesar		1		15	1					
Jeremy Hemsley	20		18	35	8					
Max Hoetzel		3		4						
Valentine Izundu				3						
Trey Kell	19	3	16	43	4		1		1	
Jalen McDaniels										
Nolan Narain										
Ben Perez				2						
Malik Pope	8	11	7	18	2		4		4	
Matt Shrigley	1		4	17						
D'Erryl Williams		2	4							
Emmanuel Wilson										

DUNKS	SEASON	GM. HIGH
Zylan Cheatham	10	3
Dakarai Allen	6	1
Valentine Izundu	4	2
Trey Kell	4	1
Jeremy Hemsley	2	1
Malik Pope	2	1
TOTAL	28	6

TOP SCORING PERFORMANCES

28, Jeremy Hemsley at Grand Canyon (12-7-16)
25, Jeremy Hemsley vs. San Diego (11-11-16)
23, Jeremy Hemsley vs. San Diego Christian (11-16-16)
23, Trey Kell vs. San Diego (11-11-16)
20, Jeremy Hemsley vs. Tulsa (12-23-16)
20, Trey Kell vs. Arizona State (12-10-16)
19, Trey Kell vs. Tulsa (12-23-16)
19, Trey Kell vs. San Diego Christian (11-16-16)
18, Zylan Cheatham vs. Savannah State (11-28-16)
17, Zylan Cheatham at Grand Canyon (12-7-16)
16, Zylan Cheatham vs. San Francisco (12-25-16)
16, Zylan Cheatham vs. Southern Miss (12-22-16)
16, Malik Pope vs. Alabama State (12-12-16)
16, Trey Kell at Loyola (12-3-16)
15, Zylan Cheatham vs. Tulsa (12-23-16)
15, Max Hoetzel vs. Savannah State (11-28-16)
15, Matt Shrigley vs. Savannah State (11-28-16)
15, Jeremy Hemsley vs. California (11-21-16)
15, Dakarai Allen vs. San Diego Christian (11-16-16)
15, Zylan Cheatham vs. San Diego Christian (11-16-16)

TOP REBOUNDING PERFORMANCES

13, Zylan Cheatham vs. Southern Miss (12-22-16)
12, Zylan Cheatham at Grand Canyon (12-7-16)

11, Zylan Cheatham vs. San Francisco (12-25-16)
9, Dakarai Allen vs. San Diego Christian (11-16-16)
9, D'Erryl Williams vs. San Diego Christian (11-16-16)
8, Dakarai Allen vs. Arizona State (12-10-16)
8, Zylan Cheatham vs. Savannah State (11-28-16)
8, Max Hoetzel vs. Savannah State (11-28-16)
7, Malik Pope vs. Alabama State (12-12-16)
7, Valentine Izundu at Grand Canyon (12-7-16)
7, Valentine Izundu vs. Savannah State (11-28-16)
7, Malik Pope at Loyola (12-3-16)
7, Max Hoetzel vs. California (11-21-16)
7, Zylan Cheatham vs. San Diego Christian (11-16-16)

TOP ASSIST PERFORMANCES

9, Jeremy Hemsley vs. Savannah State (11-28-16)
7, Trey Kell vs. Savannah State (11-28-16)
5, Trey Kell vs. Southern Miss (12-22-16)
5, Jeremy Hemsley vs. San Diego Christian (11-16-16)
4, Trey Kell vs. Tulsa (12-23-16)
4, Dakarai Allen vs. San Diego Christian (11-16-16)
4, Trey Kell vs. San Diego Christian (11-16-16)
3, Trey Kell vs. San Francisco (12-25-16)
3, D'Erryl Williams vs. San Francisco (12-25-16)
3, Zylan Cheatham vs. Southern Miss (12-22-16)
3, Dakarai Allen vs. Alabama State (12-12-16)
3, Zylan Cheatham vs. Alabama State (12-12-16)
3, Malik Pope at Grand Canyon (12-7-16)
3, Malik Pope at Loyola (12-3-16)
3, D'Erryl Williams vs. Savannah State (11-28-16)
3, Jeremy Hemsley vs. California (11-21-16)
3, Trey Kell vs. California (11-21-16)
3, D'Erryl Williams vs. San Diego Christian (11-16-16)

TOP 3-POINT FG PERFORMANCES

7, Jeremy Hemsley at Grand Canyon (12-7-16)
5, Jeremy Hemsley vs. Tulsa (12-23-16)
5, Matt Shrigley vs. Savannah State (11-28-16)
4, Max Hoetzel vs. Arizona State (12-10-16)
4, Trey Kell at Loyola (12-3-16)
4, Jeremy Hemsley vs. San Diego (11-11-16)
3, Matt Shrigley vs. San Francisco (12-25-16)
3, Trey Kell vs. Tulsa (12-23-16)
3, Max Hoetzel vs. Savannah State (11-28-16)
3, Matt Shrigley vs. California (11-21-16)
3, Jeremy Hemsley vs. San Diego Christian (11-16-16)

TOP STEALS

5, Trey Kell vs. Tulsa (12-23-16)
5, Trey Kell vs. Arizona State (12-10-16)
4, Dakarai Allen vs. Alabama State (12-12-16)
3, Jeremy Hemsley vs. Tulsa (12-23-16)
3, Zylan Cheatham vs. San Diego Christian (11-16-16)
3, Dakarai Allen vs. San Diego (11-11-16)
3, Jeremy Hemsley vs. San Diego (11-11-16)

GAMES MISSED

Ben Perez	12
Malik Pope	5
Max Hoetzel	3
Matt Shrigley	2
Valentine Izundu	1
TOTAL	23

* - conference game. ` - conference tournament game.

SEASON/CAREER HIGHS

#2 • BEN PEREZ

	Season	Career
Points	23 vs. San Diego, 11-11-16	11 vs. Nicholls, 12-10-15
Rebounds	7 vs. Savannah State, 11-28-16	3 - two times
Assists	7 vs. Savannah State, 11-28-16	2 vs. Nicholls, 12-10-15
Steals	5 - two times	2 - three times
Blocked Shots	1 - four times	1 - four times
Minutes	37 vs. Tulsa, 12-23-16	21 vs. Kansas, 12-22-15
10+ Scoring Games	9 times	2 times

#3 • TREY KELL

	Season	Career
Points	23 vs. San Diego, 11-11-16	27 vs. Fresno State*, 1-19-16
Rebounds	7 vs. Savannah State, 11-28-16	10 at Nevada*, 1-26-16
Assists	7 vs. Savannah State, 11-28-16	7 vs. Savannah State, 11-28-16
Steals	5 - two times	5 - two times
Blocked Shots	1 - four times	2 vs. Utah State, 3-10-16
Minutes	37 vs. Tulsa, 12-23-16	37 - five times
10+ Scoring Games	9 times	43 times
20+ Scoring Games	2 times	4 times

#4 • DAKARAI ALLEN

	Season	Career
Points	15 vs. San Diego Christian, 11-16-16	16 vs. Illinois State, 11-13-15
Rebounds	9 vs. San Diego Christian, 11-16-16	9 vs. San Diego Christian, 11-16-16
Assists	4 vs. San Diego Christian, 11-16-16	4 - three times
Steals	4 vs. Alabama State, 12-12-16	4 - six times
Blocked Shots	5 vs. San Diego Christian, 11-16-16	5 vs. San Diego Christian, 11-16-16
Minutes	38 vs. San Francisco, 12-25-16	38 vs. San Francisco, 12-25-16
10+ Scoring Games	2 times	14 times

#5 • JALEN MCDANIELS

	Season/Career
Points	
Rebounds	
Assists	
Steals	
Blocked Shots	
Minutes	

#10 • MAX HOETZEL

	Season	Career
Points	15 vs. Savannah State, 11-28-16	19 vs. Mississippi Valley State, 11-14-14
Rebounds	8 vs. Savannah State, 11-28-16	9 vs. Mississippi Valley State, 11-14-14
Assists	1 - three times	2 - two times
Steals	1 - four times	1 - six times
Blocked Shots	1 - three times	1 - five times
Minutes	23 vs. Tulsa, 12-23-16	23 vs. Tulsa, 12-23-16
10+ Scoring Games	3 times	4 times

#11 • D'ERRYL WILLIAMS

	Season	Career
Points	4 - two times	9 vs. San Diego Christian, 11-18-15
Rebounds	9 vs. San Diego Christian, 11-16-16	5 vs. San Diego, 11-11-16
Assists	3 - three times	4 vs. Nicholls, 12-10-15
Steals	2 vs. San Diego, 11-11-16	2 - five times
Blocked Shots		1 - two times
Minutes	30 vs. San Diego Christian, 11-16-16	30 vs. San Diego Christian, 11-16-16

#12 • EMMANUEL WILSON

	Season/Career
Points	
Rebounds	1 vs. Savannah State, 11-28-16
Assists	
Steals	1 - two times
Blocked Shots	2 vs. San Diego Christian, 11-21-16
Minutes	12 vs. San Diego Christian, 11-21-16

#14 • ZYLAN CHEATHAM

	Season	Career
Points	18 vs. Savannah State, 11-28-16	18 vs. Savannah State, 11-28-16
Rebounds	13 vs. Southern Miss, 12-22-16	13 vs. Southern Miss, 12-22-16
Assists	3 - two times	4 vs. Kansas, 12-22-15
Steals	3 vs. San Diego Christian, 11-16-16	2 - four times
Blocked Shots	2 vs. Alabama State, 12-12-16	4 at Fresno State*, 2-10-16

Minutes	36 vs. San Diego, 11-11-16	36 vs. San Diego, 11-11-16
10+ Scoring Games	7 times	17 times
10+ Rebounding Games	3 times	9 times
Double-Doubles	3 times	5 times

#20 • MATT SHRIGLEY

	Season	Career
Points	15 vs. Savannah State, 11-28-16	16 at Colorado State*, 1-24-15
Rebounds	5 at Grand Canyon, 12-7-16	5 - five times
Assists	2 - two times	6 vs. Air Force*, 2-13-16
Steals	2 - two times	3 at Wyoming*, 1-14-15
Blocked Shots	2 - two times	3 at Air Force*, 1-20-15
Minutes	26 vs. San Francisco, 12-25-16	28 at Colorado State*, 1-24-15
10+ Scoring Games	2 times	17 times

#21 • MALIK POPE

	Season	Career
Points	16 vs. Alabama State, 12-12-16	22 at Colorado State*, 1-24-15
Rebounds	7 - two times	12 vs. Washington^, 3-21-16
Assists	3 - two times	5 vs. UNLV*, 3-5-16
Steals	2 - two times	2 - five times
Blocked Shots	3 vs. Southern Miss, 12-22-16	3 - five times
Minutes	29 at Loyola, 12-3-16	37 at New Mexico* (3-1-16)
10+ Scoring Games	2 times	18 times
20+ Scoring Games		2 times
Double-Doubles		4 times

#23 • MONTAQUE GILL-CAESAR

	Season	Career
Points	12 vs. Savannah State, 11-28-16	21 vs. UMKC, 11-14-14
Rebounds	6 at Gonzaga, 11-14-16	7 vs. UMKC, 11-14-14
Assists	2 vs. Alabama State, 12-12-16	3 vs. Florida, 2-24-15
Steals	2 vs. Tulsa, 12-23-16	3 at Chaminade, 11-26-14
Blocked Shots		1 - two times
Minutes	32 vs. San Diego, 11-11-16	36 vs. UMKC, 11-14-14
10+ Scoring Games	2 times	15 times

#24 • NOLAN NARAIN

	Season/Career
Points	4 vs. San Diego Christian, 11-16-16
Rebounds	1 - four times
Assists	
Steals	
Blocked Shots	
Minutes	18 vs. San Diego Christian, 11-16-16

#33 • NIKSHA FEDERICO

	Season	Career
Points		6 vs. San José State*, 2-25-14
Rebounds		1 - five times
Assists		1 - two times
Steals		
Blocked Shots		1 vs. San Diego Christian, 12-27-14
Minutes		4 vs. St. Katherine, 12-27-13

#42 • JEREMY HEMSLEY

	Season	Career
Points	28 at Grand Canyon, 12-7-16	28 at Grand Canyon, 12-7-16
Rebounds	5 at Grand Canyon, 12-7-16	6 - three times
Assists	9 vs. Savannah State, 11-28-16	6 vs. East Carolina, 11-23-15
Steals	3 - two times	4 at Wyoming, 2-24-16
Blocked Shots	2 vs. California, 11-21-16	2 - three times
Minutes	35 at Grand Canyon, 12-7-16	38 vs. New Mexico*, 2-6-16
10+ Scoring Games	9 times	35 times
20+ Scoring Games	4 times	8 times

#45 • VALENTINE IZUNDU

	Season	Career
Points	7 vs. Savannah State, 11-28-16	10 - three times
Rebounds	7 - two times	7 - three times
Assists	1 vs. Tulsa, 12-23-16	2 vs. New Mexico, 12-25-15
Steals	1 - three times	1 - 10 times
Blocked Shots	3 vs. Alabama State, 12-12-16	6 vs. Idaho State, 11-20-15
Minutes	25 at Grand Canyon, 12-7-16	27 vs. New Mexico, 12-25-15
10+ Scoring Games		3 times

MISCELLANEOUS STATISTICS

San Diego State's Record When...

Category	2016-17 Season	Fisher Era	SDSU Streak	Note
Home	4-1	222-58	Won 1	SDSU is 50-6 in its last 56 home games and 32-2 in its last 34 Mountain West home games (since Jan. 26, 2013)
Away	0-3	101-111	Lost 3	SDSU is 51-23 in its last 74 road games; Aztecs are 50-16 in last 66 road games vs. non-AP top 25 teams
Neutral	4-0	52-29	Won 4	Aztecs have won 32 of the last 48 games at neutral sites
Scoring First	5-3		Won 3	SDSU is 110-27 in its last 137 games in which it has scored first
Opponent Scores First	3-1		Won 1	SDSU is 67-23 in its last 90 games in which the opponent has scored first
Leading at Half	8-1	291-46	Won 4	SDSU is 52-3 in its last 55 games when ahead at half; 66-2 in last 68 at home when leading at half
Trailing at Half	0-3	68-147	Lost 6	SDSU is 4-6 the last 10 times trailing at the half and 30-38 since the beginning of the 2010-11 season when trailing at halftime
Tied at Half		16-6	Won 1	SDSU is 7-3 in last 10 games that have been tied at half
Leading with 5:00 Left	8-1		Won 4	Won 243 of last 246 times; SDSU had 164-game winning streak snapped vs. Boise State (2-27-16); Last previous loss: at Wyoming (1-9-10)
Trailing with 5:00 Left	0-3		Lost 5	SDSU is 7-37 in its last 44; Last wins: vs. Boise (2-6-13), at USU (1-25-14), vs. LBSU (12-10-14), at UNLV (3-4-15), at UN (1-26-16), vs. USU (3-10-16)
Tied with 5:00 Left			Lost 1	SDSU is 3-1 in last 4; at Boise (2-5-14), at UNLV (3-1-14), at CSU (1-13-16), at Fresno (2-10-16) are recent games that were tied
In Overtime		21-14	Won 2	SDSU is 20-2 in its last 22 overtime games; Last loss: at Cincinnati (12-17-14); Won last seven overtime games played at home
SDSU Outrebounds Opp.	6-2	276-83	Won 3	SDSU is 23-4 in its last 27 and 133-23 in its last 156 games when outrebounding foe. Last loss: at Grand Canyon (12-7-16)
SDSU is Outrebounded	2-2	89-109	Won 1	SDSU is 38-24 in its last 62 games when outrebounded; Last win: vs. Tulsa (12-23-16)
Opp. Commits More TOs	5-1	221-63	Won 1	SDSU is 38-3 in its last 41 when committing fewer turnovers. Last loss: vs. Arizona State (12-10-16)
SDSU Commits More TOs	2-2	128-121	Won 2	SDSU is 60-29 in its last 89 games when committing more turnovers; Last win: vs. San Francisco (12-25-16)
SDSU More FT Attempts	6-1	276-71	Won 3	SDSU is 131-21 in its last 152 games in the category. Last loss: at Grand Canyon (12-7-16)
Opp. More FT Attempts	2-1	87-121	Won 1	SDSU is 40-25 in its last 65 games in this category. Last win: vs. San Francisco (12-25-16)
SDSU Shoots Better than Opp.	7-0	302-41	Won 10	SDSU is 154-8 in last 162 with higher FG pct. Last loss: vs. Fresno State (3-12-16)
Opp. Shoots Better than SDSU	1-4	68-155	Lost 4	SDSU is 32-41 since the beginning of the 2010-11 season when the opponent has a higher FG pct.; Last win: vs. San Diego (11-11-16)
SDSU Shoots 50% or Better	2-0	126-14	Won 55	Won 55 straight games; Last loss: at No. 15 UNM (2-6-10); Won 63 straight at home when FG pct. >= 50.0 pct. (UNLV, 1-26-02)
SDSU Shoots 40-50%	5-1	188-82	Won 3	SDSU is 89-14 in its last 103 and 64-9 in last 73
SDSU Shoots 40% or Less	1-3	61-103	Lost 2	SDSU is 35-3 when shooting 38.9 pct. or better (since Jan. 31, 2015); SDSU is 50-1 since Feb. 22, 2012, at home when shooting at least 38.9 pct.
Opp. Shoots 50% or Better	0-2	24-60	Lost 2	Duke snapped streak of 41 straight SDSU opponents to less than 50 pct. from the field in the 2015 NCAA tournament
Opp. Shoots 40-50%	2-1	147-110	Won 1	Losses this season: vs. Arizona State (12-10-16)
Opp. Shoots 40% or Less	6-1	204-29	Won 6	SDSU is 114-16 in last 130 games. Last losses: vs. GCU (12-18-15), at Fresno (2-10-16), vs. Fresno (3-12-16), at Gonzaga (11-14-16)
SDSU Bench Outscores Opp.	4-1	216-81	Won 3	SDSU is 118-21 in this category since the beginning of the 2010-11 season; Aztecs are 86-17 in last 103 games
Opp. Bench Outscores SDSU	4-3	150-109	Won 1	SDSU is 54-27 in this category since the beginning of the 2010-11 season
SDSU Scores Less Than 60	0-2	36-74	Lost 4	SDSU is 22-24 in its last 46 games when scoring less than 60 points; Last win: at Nevada (1-26-16)
SDSU Scores Between 60-69	3-1	106-80	Won 2	SDSU is 52-19 in its last 71 games. Last loss: vs. Arizona State (12-10-16)
SDSU Scores Between 70-79	2-1	142-27	Won 1	The Aztecs are 39-3 in last 42 and 83-6 in their last 89 games when scoring between 70-79 points. Last loss: at Grand Canyon (12-7-16)
SDSU Scores Between 80-89	2-0	68-16	Won 13	SDSU is 20-2 in its last 22 games when scoring between 80-89 points
SDSU Scores Between 90-99		20-2	Won 15	The Aztecs have won 15 straight games and are 20-2 under Steve Fisher in this category
SDSU Scores 100+	1-0	3-0	Won 26	The Aztecs have won 26 straight games when reaching triple digits
Opp. Scores Less Than 60	5-0	192-21	Won 11	SDSU is 119-11 in the category in last 130 games; Last losses: vs. San Diego (12-6-15), vs. Grand Canyon (12-18-15), at Fresno (2-10-16) SDSU is 102-4 the last 106 home games when holding the opponent to 60 points or less
Opp. Scores Less Than 50	2-0	67-4	Won 3	SDSU is 52-3 in last 55 games in this category (at UW, 12-7-14; vs. Wyoming, 3-14-15; Little Rock, 11-21-15); SDSU is 54-1 under Fisher at home
Opp. Scores Between 50-59	3-0	124-17	Won 9	SDSU is 38-6 in last 44 games in this category; 47-2 in last 49 home games; 69-5 under Fisher at home
Opp. Scores Between 60-69	3-2	117-54	Won 1	SDSU is 49-18 in the category since the start of 2010-11.
Opp. Scores Between 70-79	0-2	59-68	Lost 2	SDSU is 16-16 in its last 32 games when allowing between 70-79 points
Opp. Scores Between 80-89		6-39	Lost 1	SDSU is 2-5 since the beginning of the 2010-11 season in this category.
Opp. Scores Between 90-99		1-14	Won 1	SDSU snapped a 24-game losing streak in the category by winning at TCU (3-3-12)
Opp. Scores 100+		0-3	Lost 9	
Wearing Black	3-3		Won 1	SDSU is 12-5 in last 17 and 40-23 in its last 63 games in the black uniforms; Last worn at home vs. San Diego Christian (11-16-16)
Wearing Red			Won 1	Aztecs are 15-5 in their last 20 when wearing red since the start of 2010-11; Last worn: at San Jose State (2-21-15)
Wearing White	3-1		Won 2	SDSU is 115-20 in white uniforms since the beginning of the 2010-11 season
Wearing Retro White	1-0	1-2	Won 1	Wore vs. USD and vs. No. 2/3 Kansas in 2015-16; vs. Alabama State in 2016-17
Wearing Camouflage		0-1	Lost 1	SDSU lost to No. 9/9 Syracuse (11-11-12)
Wearing Pewter Gray		3-1	Won 2	Uniforms made its debut vs. USD (12-15-12); also worn against UNLV (1-16-13), FS (2-9-13), BSU (3-13-13)
Wearing Turquoise	1-0	3-0	Won 3	Uniforms made its debut vs. Bakersfield (11-20-14), worn again vs. San Diego Christian (11-18-15), and this season vs. Savannah St. (11-28-16)
On Monday	3-1		Won 3	Aztecs are 12-2 on Monday since the beginning of 2010-11
On Tuesday			Lost 1	SDSU is 29-5 in its last 34 games played on Tuesday. Last loss: vs. George Washington (3-29-16)
On Wednesday	1-1		Lost 1	SDSU is 12-2 in last 14 and 42-10 in its last 52 games played on Wednesday
On Thursday	1-0		Won 7	Aztecs played just 21 Thursday games since the start of the 2010-11 season
On Friday	2-0		Won 3	SDSU is 23-4 in its last 27 games played on the day
On Saturday	0-2		Lost 3	SDSU is 53-20 in its last 73 games played on Saturday
On Sunday	1-0		Won 2	The Aztecs have played only 17 Sunday games since the beginning of the 2010-11 campaign (11-6)
In November	4-1		Won 3	SDSU is 34-9 in November since the beginning of the 2010-11 campaign
In December	4-3		Won 4	The Aztecs are 44-9 in their last 53 games played in December. Last loss: vs. Arizona State (12-10-16)
In January			Won 10	SDSU is 24-2 in last 26 and 40-6 in last 46 January games
In February			Lost 1	SDSU is 23-10 in its last 33 games played during the month
In March			Lost 1	The Aztecs are 43-15 in their last 58 March games