FRESNO STATE MEN'S BASKETBALL
2016-17 GAME NOTES

FRESNO STATE
ATHLETICS COMMUNICATIONS

Stephen Trembley, Director of New Media • 559-278-6178 (office) • 559-270-4291 (cell) • strembley@csufresno.edu
Taylor Martinez, Communications Intern • 559-278-2509 (office) • 559-394-6492 (cell) • taylormartinez@csufresno.edu

FRESNO STATE

GAME 13: FRESNO STATE (8-4) AT NEW MEXICO (7-5)

December 28, 2016 -- 6 p.m. PT -- Albuquerque, N.M. (Wisepies Arena AKA The Pit)
TV/Online: ESPN3/WatchESPN.com (Trey Bender/Blaine Fowler)
Radio: 940 AM ESPN Radio (Paul Loeffler/Marc Q. Jones)
Series History: New Mexico leads 14-9 (overall) and 8-1 (games played in Albuquerque)
Last Meeting: Fresno State 92, New Mexico 82 (Albuquerque, N.M. • Feb. 27, 2016)
Next Up: vs. Nevada (Dec. 31 • 4 p.m. PT); vs. Wyoming (Jan. 4, 2016 • 7 p.m. PT)

NEW MEXICO

OPENING TIP

- Fresno State has won 11 straight games in its next game after a loss, and is 11-1 in its next game after a loss since the start of the 2015-16 season.
- This is the second straight season Fresno State has started the season, 8-4.
- Fresno State has won six of its last eight games and has won seven of its last 10 true road games (four straight true road game wins vs. MW opponents).
- This is the third straight season Fresno State opens MW play on the road.
- Fresno State junior guard Jahmel Taylor is sixth in the nation in 3-point shooting (35-for-66, 53.0 percent).
- Fresno State redshirt junior guard Jaron Hopkins is 15th in the nation in steals per game (2.4 spg).
- Fresno State is 20th in the nation in steals per game (8.9 spg).

BULLDOG BONES

- By winning the 2016 Mountain West Basketball Championship, Fresno State earned its first NCAA Tournament appearance since 2001.
- Fresno State has improved its conference win total in each of the last four seasons since head coach Rodney Terry arrived in 2011, rising from 3-11 (11-12) to 5-11 (12-13) to 9-9 (13-14) to 10-8 (14-15) to 13-5 (15-16).
- Fresno State is one of eight teams in the nation to have improved its conference win total in each of the last four seasons.
- This season, Fresno State was picked to finish fourth in the Mountain West by the league's media in a preseason poll in mid-October.
- Before the 2015-16 season, Fresno State was picked to finish fifth in a preseason poll. The Bulldogs went on to win the 2016 MW Championship and earn the MW's automatic bid into the NCAA Tournament.

'DOGS VISIT LOBOS FOR MOUNTAIN WEST OPENER

Fresno State (8-4), who won the 2016 Mountain West Championship after finishing second in conference play, begins league action at New Mexico (7-5) on Wednesday at 6 p.m. PT. The game will air live on ESPN3, WatchESPN, and 940 AM ESPN Radio. Fresno State will host Nevada on Saturday at 4 p.m. in a New Year's Eve showdown with the Wolf Pack.

ABOUT THE NEW MEXICO LOBOS

The New Mexico Lobos are 7-5 on the season, which includes a perfect 6-0 record at home during non-conference play. The Lobos are led by Tim Williams (18.1 ppg/6.8 rpg) and Elijah Brown (16.1 ppg/4.3 rpg/2.9 apg). Fresno State won its first ever game over New Mexico in Albuquerque last season when the Bulldogs defeated the Lobos 92-82 on Feb. 27, 2016. Fresno State trails the all-time series 14-9, but the 'Dogs have two out of the last three contests between the schools.

TAYLOR IS ONE OF NATION'S BEST 3-POINT SHOOTERS

Fresno State junior guard Jahmel Taylor is sixth in the nation in 3-point field goal percentage (35-for-66, 53.0 percent). Before going 0-for-7 from beyond the 3-point arc in the Bulldogs' Dec. 20 loss at Oregon, Taylor had made 13 of his previous 17 3-point field goal attempts. In the game at Oregon, Taylor played without his prescription goggles, which were lost in transit to Eugene, for the first time this season. He has made at least one 3-pointer in 11 of 12 games this season and at least one 3-pointer in 20 of his last 23 games played. He made 11 consecutive 3-pointers over the course of three games from Dec. 6-14, 2016, which was four shy of tying the national record of 15. Taylor is also tied for 57th in the nation in 3-point field goals made per game (2.9).

BREAKDOWN: Jahmel Taylor's 3-Point Field Goal Percentage

• **Career 3FG% (overall):**	59-for-124 (47.6 percent)
• **Career 3FG% (with prescription goggles):**	35-for-59 (59.3 percent)
• **Career 3FG% (without prescription goggles):**	24-for-65 (36.9 percent)
• **Season 3FG% (overall):**	35-for-66 (53.0 percent)
• **Season 3FG% (with prescription goggles):**	35-for-59 (59.3 percent)
• **Season 3FG% (without prescription goggles):**	0-for-7 (0.0 percent)

• REFERENCE: **"Fresno State"** (never: FSU, CSUF, Fresno State University, or just simply "Fresno"); ABBREVIATION: **Fresno St. or FS**

2016-17 SCHEDULE/RESULTS (8-4)

N1	***(Tues)***	***Cal State San Bernardino (Ex.)***	***W, 76-69***
N11	**(Fri)**	**UTSA[OE] [MWN]**	**W, 69-66**
N14	**(Mon)**	**Prairie View A&M[OE] [MWN]**	**L, 78-84**
N19	**(Sat)**	**Lamar[OE] [MWN]**	**W, 83-64**
N22	(Tues)	at CSU Bakersfield	L, 63-71
N25	(Fri)	at Oregon State[OE] [Pac-12 Oregon]	W, 63-58
N30	**(Wed)**	**Menlo College**	**W, 80-67**
D3	(Sat)	at Drake [ESPN3]	W, 78-76[OT]
D6	(Tues)	at Marquette [CBSSN]	L, 81-84
D10	**(Sat)**	**Cal Poly [MWN]**	**W, 73-59**
D14	**(Wed)**	**Holy Names University**	**W, 88-54**
D17	(Sat)	at Pacific [TheW.tv]	W, 70-68[OT]
D20	(Tues)	at No. 20/21 Oregon [Pac-12 Networks]	L, 63-75

NOTES:
- All games also broadcast on 940 AM ESPN Radio
- All home games also broadcast in Spanish on 1600 AM ESPN Deportes
- **All home games in BOLD and played at Save Mart Center**
- All Times Pacific

OE = 2016 Orange Express [Multi-Team Event, games played at Campus Sites]
Pac-12 Networks = *Pac-12 Network, Pac-12 Los Angeles, Pac-12 Washington, Pac-12 Oregon, Pac-12 Bay Area, Pac-12 Arizona and Pac-12 Mountain*
CBSSN = *CBS Sports Network*
MWN = Mountain West Network (www.GoBulldogs.com/mwn)
ROOT = ROOT Sports

Mountain West Conference Games

D28	(Wed)	at New Mexico [ESPN3]	6 p.m.
D31	**(Sat)**	**Nevada [ESPN3]**	**4 p.m.**
J4	**(Wed)**	**Wyoming [MWN]**	**7 p.m.**
J7	(Sat)	at San Jose State [MWN]	2 p.m.
J11	(Wed)	at Air Force [MWN]	6 p.m.
J14	**(Sat)**	**Boise State [MWN]**	**4 p.m.**
J18	**(Wed)**	**Colorado State [CBSSN]**	**8 p.m.**
J21	(Sat)	at Nevada [CBSSN]	3 p.m.
J28	(Sat)	at Utah State [MWN]	6 p.m.
F1	**(Wed)**	**Air Force [ROOT Sports/MWN]**	**7 p.m.**
F4	**(Sat)**	**San Diego State [ESPN3]**	**4 p.m.**
F8	(Wed)	at Wyoming [MWN]	6 p.m.
F11	(Sat)	at Colorado State [MWN]	1 p.m.
F15	**(Wed)**	**San Jose State [MWN]**	**7 p.m.**
F18	**(Sat)**	**New Mexico [CBSSN]**	**3 p.m.**
F22	(Wed)	at San Diego State [CBSSN]	8 p.m.
F28	(Tues)	at Boise State [CBSSN]	7 p.m.
M4	**(Sat)**	**UNLV [ESPN3]**	**4 p.m.**

2017 Mountain West Tournament (Las Vegas, Nev.)

M8	(Wed)	MW Opening Round [MWN]	TBD
M9	(Thurs)	MW Quarterfinals [CBSSN]	TBD
M10	(Fri)	MW Semifinals [CBSSN]	7 p.m. or 9:30 p.m.
M11	(Sat)	MW Championship [CBS]	3 p.m.

BEDDEO, Ryan

Season	gp-gs	min/avg	Total fg-fga	pct	3-Point fg-fga	pct	F-Throws ft-fta	pct	Rebounds off	def	tot	avg	pf	fo	ast	to	blk	stl	Scoring pts	avg
2016-17	1-0	2/2.0	0-0	.000	0-0	.000	0-0	.000	0	0	0	0.0	0	0	1	1	0	0	0	0.0
TOTAL	1-0	2/2.0	0-0	.000	0-0	.000	0-0	.000	0	0	0	0.0	0	0	1	1	0	0	0	0.0

BITTNER, Sam

Season	gp-gs	min/avg	Total fg-fga	pct	3-Point fg-fga	pct	F-Throws ft-fta	pct	Rebounds off	def	tot	avg	pf	fo	ast	to	blk	stl	Scoring pts	avg
2015-16	18-4	165/9.2	6-16	.375	5-14	.357	2-5	.400	2	15	17	0.9	19	1	5	1	1	3	19	1.1
2016-17	11-0	107/9.7	5-15	.333	2-8	.250	1-2	.500	8	9	17	1.5	15	0	10	2	2	4	13	1.2
TOTAL	29-4	272/9.4	11-31	.355	7-22	.318	3-7	.429	10	24	34	1.2	34	1	15	3	3	7	32	1.1

CAMPBELL, Ountae

Season	gp-gs	min/avg	Total fg-fga	pct	3-Point fg-fga	pct	F-Throws ft-fta	pct	Rebounds off	def	tot	avg	pf	fo	ast	to	blk	stl	Scoring pts	avg
2015-16	7-0	12/1.7	1-3	.333	0-0	.000	0-0	.000	0	3	3	0.4	1	0	1	0	0	0	2	0.3
TOTAL	7-0	12/1.7	1-3	.333	0-0	.000	0-0	.000	0	3	3	0.4	1	0	1	0	0	0	2	0.3

CARTER II, Terrell

Season	gp-gs	min/avg	Total fg-fga	pct	3-Point fg-fga	pct	F-Throws ft-fta	pct	Rebounds off	def	tot	avg	pf	fo	ast	to	blk	stl	Scoring pts	avg
2014-15	18-3	196/10.9	23-49	.469	0-0	.000	18-35	.514	18	18	36	2.0	34	0	0	12	4	0	64	3.6
2015-16	29-4	300/10.3	45-76	.592	0-0	.000	22-31	.710	29	40	69	2.4	69	3	6	29	8	6	112	3.9
2016-17	12-1	219/18.3	44-69	.638	0-0	.000	11-30	.367	15	30	45	3.8	37	2	8	18	7	5	99	8.3
TOTAL	59-8	715/12.1	112-194	.577	0-0	.000	51-96	.531	62	88	150	2.5	140	5	14	59	19	11	275	4.7

EDO, Karachi

Season	gp-gs	min/avg	Total fg-fga	pct	3-Point fg-fga	pct	F-Throws ft-fta	pct	Rebounds off	def	tot	avg	pf	fo	ast	to	blk	stl	Scoring pts	avg
2013-14	39-8	587/15.1	63-127	.496	0-0	.000	30-52	.577	52	75	127	3.3	68	1	5	15	32	3	156	4.0
2014-15	32-20	716/22.4	93-165	.564	0-0	.000	71-105	.676	66	70	136	4.3	65	2	9	21	41	10	257	8.0
2015-16	32-30	785/24.5	125-225	.556	0-1	.000	72-123	.585	103	99	202	6.3	81	2	13	31	52	12	322	10.1
2016-17	1-0	24/24.0	4-7	.571	1-2	.500	3-6	.500	4	3	7	7.0	3	0	0	2	0	0	12	12.0
TOTAL	104-58	2112/20.3	285-524	.544	1-3	.333	176-286	.615	225	247	472	4.5	217	5	27	69	125	25	747	7.2

GRIMES, Nate

Season	gp-gs	min/avg	Total fg-fga	pct	3-Point fg-fga	pct	F-Throws ft-fta	pct	Rebounds off	def	tot	avg	pf	fo	ast	to	blk	stl	Scoring pts	avg
2016-17	9-0	54/6.0	5-13	.385	0-0	.000	4-9	.444	9	8	17	1.9	7	0	1	3	2	2	14	1.6
TOTAL	9-0	54/6.0	5-13	.385	0-0	.000	4-9	.444	9	8	17	1.9	7	0	1	3	2	2	14	1.6

HOPKINS, Jaron

Season	gp-gs	min/avg	Total fg-fga	pct	3-Point fg-fga	pct	F-Throws ft-fta	pct	Rebounds off	def	tot	avg	pf	fo	ast	to	blk	stl	Scoring pts	avg
2016-17	12-12	365/30.4	66-133	.496	3-16	.188	18-33	.545	11	51	62	5.2	32	0	43	35	5	29	153	12.8
TOTAL	12-12	365/30.4	66-133	.496	3-16	.188	18-33	.545	11	51	62	5.2	32	0	43	35	5	29	153	12.8

MCDOWELL-WHITE, D.

Season	gp-gs	min/avg	Total fg-fga	pct	3-Point fg-fga	pct	F-Throws ft-fta	pct	Rebounds off	def	tot	avg	pf	fo	ast	to	blk	stl	Scoring pts	avg
2016-17	4-0	15/3.8	1-2	.500	0-1	.000	1-1	1.000	0	0	0	0.0	0	0	0	0	0	0	3	0.8
TOTAL	4-0	15/3.8	1-2	.500	0-1	.000	1-1	1.000	0	0	0	0.0	0	0	0	0	0	0	3	0.8

MCWILLIAMS, Johnny

Season	gp-gs	min/avg	Total fg-fga	pct	3-Point fg-fga	pct	F-Throws ft-fta	pct	Rebounds off	def	tot	avg	pf	fo	ast	to	blk	stl	Scoring pts	avg
2016-17	10-0	81/8.1	4-22	.182	1-10	.100	8-13	.615	2	5	7	0.7	10	0	3	4	0	3	17	1.7
TOTAL	10-0	81/8.1	4-22	.182	1-10	.100	8-13	.615	2	5	7	0.7	10	0	3	4	0	3	17	1.7

RUSSO, Cullen

Season	gp-gs	min/avg	Total fg-fga	pct	3-Point fg-fga	pct	F-Throws ft-fta	pct	Rebounds off	def	tot	avg	pf	fo	ast	to	blk	stl	Scoring pts	avg
2015-16	34-15	868/25.5	92-221	.416	12-57	.211	70-107	.654	55	149	204	6.0	105	2	59	42	20	60	266	7.8
2016-17	12-12	361/30.1	38-94	.404	6-27	.222	35-60	.583	16	62	78	6.5	34	3	34	24	12	20	117	9.8
TOTAL	46-27	1229/26.7	130-315	.413	18-84	.214	105-167	.629	71	211	282	6.1	139	5	93	66	32	80	383	8.3

TAYLOR, Deshon

Season	gp-gs	min/avg	Total fg-fga	pct	3-Point fg-fga	pct	F-Throws ft-fta	pct	Rebounds off	def	tot	avg	pf	fo	ast	to	blk	stl	Scoring pts	avg
2016-17	12-0	232/19.3	18-50	.360	7-30	.233	19-24	.792	4	19	23	1.9	14	0	25	14	1	13	62	5.2
TOTAL	12-0	232/19.3	18-50	.360	7-30	.233	19-24	.792	4	19	23	1.9	14	0	25	14	1	13	62	5.2

TAYLOR, Jahmel

Season	gp-gs	min/avg	Total fg-fga	pct	3-Point fg-fga	pct	F-Throws ft-fta	pct	Rebounds off	def	tot	avg	pf	fo	ast	to	blk	stl	Scoring pts	avg
2015-16	19-0	261/13.7	27-65	.415	24-58	.414	12-16	.750	9	20	29	1.5	27	0	17	6	1	10	90	4.7
2016-17	12-12	391/32.6	45-87	.517	35-66	.530	22-27	.815	3	36	39	3.3	29	0	21	18	1	17	147	12.3
TOTAL	31-12	652/21.0	72-152	.474	59-124	.476	34-43	.791	12	56	68	2.2	56	0	38	24	2	27	237	7.6

WATSON, Paul

Season	gp-gs	min/avg	Total fg-fga	pct	3-Point fg-fga	pct	F-Throws ft-fta	pct	Rebounds off	def	tot	avg	pf	fo	ast	to	blk	stl	Scoring pts	avg
2013-14	39-39	1136/29.1	131-295	.444	55-145	.379	72-98	.735	38	134	172	4.4	112	5	26	52	31	27	389	10.0
2014-15	32-32	1066/33.3	121-307	.394	50-141	.355	63-90	.700	25	131	156	4.9	87	2	24	41	23	29	355	11.1
2015-16	31-24	748/24.1	85-210	.405	31-82	.378	39-54	.722	26	72	98	3.2	69	2	21	34	16	21	240	7.7
2016-17	12-12	408/34.0	51-113	.451	24-54	.444	37-45	.822	12	55	67	5.6	38	1	18	29	8	11	163	13.6
TOTAL	114-107	3358/29.5	388-925	.419	160-422	.379	211-287	.735	101	392	493	4.3	306	10	89	156	78	88	1147	10.1

WILLIAMS, Bryson

Season	gp-gs	min/avg	Total fg-fga	pct	3-Point fg-fga	pct	F-Throws ft-fta	pct	Rebounds off	def	tot	avg	pf	fo	ast	to	blk	stl	Scoring pts	avg
2016-17	12-11	191/15.9	40-56	.714	0-0	.000	9-18	.500	11	28	39	3.3	31	2	0	17	7	3	89	7.4
TOTAL	12-11	191/15.9	40-56	.714	0-0	.000	9-18	.500	11	28	39	3.3	31	2	0	17	7	3	89	7.4

CAREER STARTS

Name	Career	16-17
Paul Watson	107	12
Karachi Edo	58	0
Cullen Russo	27	12
Jaron Hopkins	12	12
Jahmel Taylor	12	12
Bryson Williams	11	11
Terrell Carter II	8	1
Sam Bittner	4	0

CAREER GAMES PLAYED

Name	Career	16-17
Paul Watson	114	12
Karachi Edo	104	1
Terrell Carter II	59	12
Cullen Russo	46	12
Jahmel Taylor	31	12
Sam Bittner	29	11
Jaron Hopkins	12	12
Deshon Taylor	12	12
Bryson Williams	12	12
Johnny McWilliams	10	10
Nate Grimes	9	9
Ountae Campbell	7	0
Grant Shell	6	0
D. McDowell-White	4	4
Ryan Beddeo	1	1

STATS BREAKDOWN

25+ POINT GAMES

Name	Career	16-17
Paul Watson	1	0

20+ POINT GAMES

Name	Career	16-17
Paul Watson	6	1
Cullen Russo	1	1
Jaron Hopkins	1	1
Jahmel Taylor	1	1
Terrell Carter II	1	1
Karachi Edo	1	0

10+ POINT GAMES

Name	Career	16-17
Paul Watson	58	9
Karachi Edo	37	1
Cullen Russo	18	6
Jahmel Taylor	11	8
Jaron Hopkins	9	9
Terrell Carter II	9	5
Bryson Williams	5	5
Deshon Taylor	2	2

10+ REBOUND GAMES

Name	Career	16-17
Karachi Edo	9	0
Cullen Russo	8	1
Jaron Hopkins	2	2
Paul Watson	2	1

10+ ASSISTS GAMES

Name	Career	16-17

None

DOUBLE-DOUBLES

Name	Career	16-17
Karachi Edo	9	0
Cullen Russo	6	1
Paul Watson	2	1
Jaron Hopkins	1	1

NUMERICAL ROSTER

No.	Name	Pos.	Ht.	Wt.	Cl.	Exp.	Hometown (High School/Previous School)
0	Darryl McDowell-White	G	6-1	175	Fr.	HS	Brisbane, Australia (Wishart State School)
1	Jaron Hopkins	G	6-6	205	R-Jr.	TR	Mesa, Ariz. (Colorado)
3	Paul Watson	G/F	6-7	215	Sr.	3L	Phoenix, Ariz. (Paradise Valley HS)
4	Karachi Edo	F	6-6	235	Sr.	3L	Dallas, Texas (Berkner HS)
5	Jahmel Taylor	G	6-0	175	Jr.	1L	Los Angeles, Calif. (Washington)
10	Johnny McWilliams	G	6-6	195	Fr.	HS	San Marcos, Calif. (San Marcos HS)
11	Bryson Williams	F	6-8	225	Fr.	HS	Fresno, Calif. (Roosevelt HS)
13	Cullen Russo	F	6-9	235	Sr.	1L	Bloomington, Minn. (New Mexico JC)
14	Ryan Beddeo	G	6-2	185	Fr.	HS	Valencia, Calif. (Brewster Academy)
15	Grant Shell	G	6-3	190	So.	SQ	Burlington, Kan. (Burlington HS)
20	Sam Bittner	G	6-6	200	So.	1L	Las Vegas, Nev. (Trinity International HS)
21	Deshon Taylor	G	6-1	180	R-So.	TR	Riverside, Calif. (UMKC)
22	Ountae Campbell	G	6-4	195	So.	SQ	Los Angeles, Calif. (Brentwood HS)
24	Jacob Holland	G	6-4	195	Jr.	JC	Los Lunas, N.M. (Otero Junior College)
32	Nate Grimes	F	6-8	215	R-Fr.	HS	Las Vegas, Nev. (Quality Education Academy)
34	Terrell Carter II	C	6-10	290	Jr.	2L	Los Angeles, Calif. (Redondo Union HS)
35	Lazaro Rojas	F/C	6-11	235	Fr.	HS	São José dos Campos, Brazil (Score Academy)

ALPHABETICAL ROSTER

No.	Name	Pos.	Ht.	Wt.	Cl.	Exp.	Hometown (High School/Previous School)
14	Ryan Beddeo	G	6-2	185	Fr.	HS	Valencia, Calif. (Brewster Academy)
20	Sam Bittner	G	6-6	200	So.	1L	Las Vegas, Nev. (Trinity International HS)
22	Ountae Campbell	G	6-4	195	So.	SQ	Los Angeles, Calif. (Brentwood HS)
34	Terrell Carter II	C	6-10	290	Jr.	2L	Los Angeles, Calif. (Redondo Union HS)
4	Karachi Edo	F	6-6	235	Sr.	3L	Dallas, Texas (Berkner HS)
32	Nate Grimes	F	6-8	215	R-Fr.	HS	Las Vegas, Nev. (Quality Education Academy)
24	Jacob Holland	G	6-4	195	Jr.	JC	Los Lunas, N.M. (Otero Junior College)
1	Jaron Hopkins	G	6-6	205	R-Jr.	TR	Mesa, Ariz. (Colorado)
0	Darryl McDowell-White	G	6-1	175	Fr.	HS	Brisbane, Australia (Wishart State School)
10	Johnny McWilliams	G	6-6	195	Fr.	HS	San Marcos, Calif. (San Marcos HS)
35	Lazaro Rojas	F/C	6-11	235	Fr.	HS	São José dos Campos, Brazil (Score Academy)
13	Cullen Russo	F	6-9	235	Sr.	1L	Bloomington, Minn. (New Mexico JC)
15	Grant Shell	G	6-3	190	So.	SQ	Burlington, Kan. (Burlington HS)
21	Deshon Taylor	G	6-1	180	R-So.	TR	Riverside, Calif. (UMKC)
5	Jahmel Taylor	G	6-0	175	Jr.	1L	Los Angeles, Calif. (Washington)
3	Paul Watson	G/F	6-7	215	Sr.	3L	Phoenix, Ariz. (Paradise Valley HS)
11	Bryson Williams	F	6-8	225	Fr.	HS	Fresno, Calif. (Roosevelt HS)

COACHING STAFF

Head Coach: Rodney Terry (6th Season, St. Edward's University, '90)
Associate Head Coach: Jerry Wainwright (3rd Season [2011-12, '15-present], Colorado College, '68)
Assistant Coach: Byron Jones (6th Season, Central Oklahoma, '93)
Assistant Coach: Kenton Paulino (5th Season, Texas, '08)
Director of Basketball Operations: Nick Matson (6th Season, Virginia Military Institute, '09)
Director of Strength & Conditioning: Johnny Olguin (5th Season, New Mexico Highlands, '00)
Athletic Trainer: Andrew Ure (2nd Season, Averett University, '09)
Special Assistant: Brandon Wiesemann (4th Season, Murray State, '12)
Director of Player Development: Mark Gisbertz (6th Season, Fresno State, '14)
Team Manager: Nate Leal (4th Season, Fresno State, '14)

ROSTER BREAKDOWN

BY POSITION	
Guards	11
Forwards	4
Center	1

BY STATE/COUNTRY	
California	7
Arizona	2
Nevada	2
Australia	1
Brazil	1
Kansas	1
Minnesota	1
New Mexico	1
Texas	1

BY EXPERIENCE (OF D-1 ELIGIBILITY)	
4th Year	4
3rd Year	3
2nd Year	4
1st Year	5

BY CLASS	
Seniors	3
Juniors	4
Sophomores	4
Freshman	6

BY HEIGHT	
7-0	0
6-11	1
6-10	1
6-9	1
6-8	2
6-7	1
6-6	4
6-5	0
6-4	2
6-3	1
6-2	1
6-1	2
6-0	1

PRONUNCIATION GUIDE	
Ryan Beddeo	BED-oh
Ountae Campbell	ON-tay
Terrell Carter II	TUR-rell
Karachi Edo	Car-RAA-chee EHH-dough
Jaron Hopkins	Juh-ron
Johnny Olguin	Ul-GEE-n
Cullen Russo	RUE-so
Deshon Taylor	Duh-shawn
Andrew Ure	Your

2016-17 MW Standings

Rk Team	*MW*	*%*	*Season*	*%*
FRESNO STATE	**0-0**	**.000**	**8-4**	**.667**
Nevada	0-0	.000	11-2	.846
Wyoming	0-0	.000	10-3	.769
San Diego State	0-0	.000	8-4	.667
Boise State	0-0	.000	7-4	.636
San Jose State	0-0	.000	7-4	.636
Colorado State	0-0	.000	8-5	.615
New Mexico	0-0	.000	7-5	.583
Utah State	0-0	.000	6-5	.545
Air Force	0-0	.000	7-6	.538
UNLV	0-0	.000	7-6	.538

2016 NCAA TOURNAMENT
[14] FRESNO STATE VS. [3] UTAH
MARCH 17, 2016 • DENVER

QUICK FACTS

GENERAL INFORMATION

Location	Fresno, Calif.
Founded	1911
Enrollment	21,389
President	Dr. Joseph I. Castro
Director of Athletics	Jim Bartko
Deputy Director of Athletics/Sport Supervisor	Steve Robertello
Senior Woman Administrator	Carrie Coll
Colors	Red and Blue
Nickname	Bulldogs
Conference	Mountain West

TEAM HISTORY

First Season of Men's Basketball	1921-22
Seasons	94th
All-Time Record	1,288-1,100
Conference Championships	23 (18 Regular Season, 5 Tournament)
Last Conference Championship	2016
Postseason Appearances	22*
Last Postseason Appearance	2016 (NCAA First Round)
NCAA Tournament Appearances	6*
	(1981, 1982, 1984, 2000, 2001 & 2016)*
Last NCAA Tournament Appearance (Before 2016)	2001
	(NCAA Second Round)
NIT Appearances	9
	(1983, '85, '94, '96, '97, '98, '99, 2002 & '07)
Last NIT Appearance	2007 *(NIT First Round)*
NIT Final Fours	2 *(1983 & '98)*
NIT Championships	1 *(1983)*
All-Time NIT Record	14-9
CBI Appearances	1 (2014)
All-Time CBI Record	4-2
NCAA Pacific Coast Regionals	6
NCAA College Division Championships	2

*Note: * = 2000 NCAA Tournament appearance vacated due to use of ineligible student-athlete*

ARENA INFORMATION

Name	Save Mart Center (15,596)
Completed	2003 (13th Season)
Record in Save Mart Center	148-68
Largest Crowd	15,423 (12/19/06 vs. Stanford)
Number of 12,000-plus crowds	25
Last 12,000-plus crowd	14,801 (3/1/14 vs. San Diego State)
Press Row Phone	(559) 347-3699
Record in Selland Arena	407-136

TEAM INFORMATION

2016-17 Overall Record	8-4
2016-17 Conference Record (Place)	N/A
2016-17 National Ranking	NR (AP or Coaches)
Starters Returning/Lost	4/1
Letterwinners Returning/Lost	6/4
Newcomers	9

COACHING STAFF

Head Coach	Rodney Terry (6th Season)
Overall Record (Seasons)	93-88 (6th)
Record at School (Seasons)	93-88 (6th)
Alma Mater	*St. Edward's University, 1990*
Associate Head Coach:	Jerry Wainwright (3rd Season, '11-'12 & '15-p)
Alma Mater	*Colorado College, 1968*
Assistant Coach:	Byron Jones (6th Season)
Alma Mater	*Central Oklahoma, 1993*
Assistant Coach:	Kenton Paulino (5th Season)
Alma Mater	*Texas, 2008*
Director of Basketball Operations:	Nick Matson (6th Season)
Alma Mater	*Virginia Military Institute, 2009*
Special Assistant:	Brandon Wiesemann (4th Season, Murray State, 2012)
Graduate Assistant:	Mark Gisbertz (6th Season, Fresno State, 2014)
Athletic Trainer:	Andrew Ure (2nd Season, Averett University, '09)

ATHLETICS EXTERNAL COMMUNICATIONS

Director of New Media (Primary)	Stephen Trembley
Email	strembley@csufresno.edu
Office	559-278-6178
Cell	559-270-4291
Communications Intern (Secondary)	Taylor Martinez
Email	taylormartinez@csufresno.edu
Office	559-278-6873
Cell	559-394-6492
Fax	559-278-5951
Address	5305 N. Campus Drive, M/S NG27
	Fresno, CA 93710
Website	www.GoBulldogs.com
Facebook	FresnoStateAthletics
Twitter/Instagram (Team)	@FresnoStateMBB
Twitter/Snapchat (Department)	@FSAthletics

IMPORTANT PHONE NUMBERS

Department of Athletics Phone	559-278-2643
Bulldog Ticket Office	559-278-3647
Men's Basketball Offices	559-278-2748

TERRY CLIMBING BULLDOGS' ALL-TIME WINS LIST

In his sixth season at Fresno State, head coach Rodney Terry has 93 wins and tied for fourth on the Bulldogs' all-time head coaching wins list with Harry Miller (1961-65). He is 11 wins away from tying Jerry Tarkanian (1995-2002), who officially had 104 career wins, for third on the all-time wins list. Terry is the 18th head coach in program history and the fifth Fresno State head coach to coach at least 175 games (181 career games).

HOPKINS FINDING ROLE IN BULLDOGS' BACKCOURT

Fresno State redshirt junior guard Jaron Hopkins has been a key addition in the Bulldogs' backcourt. Hopkins transferred to Fresno State last season from Colorado, where he played significant minutes for the Buffaloes. Hopkins can facilitate the offense, score and defend at a high level. He has averaged 10.7 points, 5.2 rebounds, 4.5 assists and 2.5 steals per game in the last six games. He is also 15th nationally in steals per game.

TAYLOR IGNITES 'DOGS TO WIN AT OREGON STATE

Fresno State junior guard Jahmel Taylor scored a career-high 21 points, and also had career-best single-game marks in assists (4), steals (3) and 3-pointers (6) in the Bulldogs' 63-58 road win at Oregon State. Taylor, who transferred to Fresno State from Washington, made five of his six 3-pointers in the first half and converted 60 percent of his 3-point field goal attempts (6-for-10). It was Fresno State's first win over a Pac-12 team since 2011 and first win over Oregon State since 2006.

BULLDOGS WIN 2016 ORANGE EXPRESS CHAMPIONSHIP

For the second straight season, Fresno State won a nonconference multi-team exempt tournament as the Bulldogs won the 2016 Orange Express with a 3-1 record in the round robin format played at campus sites. In the four-game affair, Fresno State defeated UTSA (69-66), Lamar (83-64) and Oregon State (63-58), and lost to PVAMU (84-78). To win the title, Fresno State won the tiebreaker with Lamar, who also went 3-1 in tournament games, by virtue of the Bulldogs' 83-64 head-to-head win over the Cardinals. Last season, Fresno State won the 2015 Roundball Showcase. Fresno State is now 10-2 since the start of the 2015-16 season in tournament contests.

BULLDOGS' DEFENSE IS ONE OF THE BEST IN THE MW

• Through games played through Dec. 25, Fresno State ranked first in the Mountain West in steals (107) and steals per game (8.9 spg). Fresno State is also 20th in the nation in steals per game (8.9 spg).

• Through games played through Dec. 25, Fresno State junior guard Jaron Hopkins also led the conference in steals (29) and steals per game (2.4 spg). Hopkins is also 15th in the nation in steals per game (2.4 spg).

'DOGS PLAY RARE GAME AGAINST BIG EAST FOE

When Fresno State visited the Marquette Golden Eagles on Dec. 6, it was just Fresno State's third-ever game against a Big East opponent and the first meeting in nearly 25 years. This was Fresno State's first-ever true road game against a Big East foe. After being edged 84-81 at Marquette, Fresno State is now 0-3 all-time when playing a team from the Big East. Fresno State also lost 58-40 to Georgetown in the Sweet Sixteen on March 20, 1982 (NCAA West Regional - Salt Lake City) and fell 71-63 to Villanova (Rainbow Classic - Honolulu, Hawai'i) on Dec. 28, 1991.

FRESNO STATE SURVIVES OT TO BEAT DRAKE, 78-76

Fresno State defeated Drake 78-76 in overtime on Dec. 3 inside Knapp Center. Fresno State built a 20-point lead with just under 11 minutes remaining in the second half and never trailed in regulation. However, Drake closed regulation on a 29-9 run, which forced overtime. Fresno State junior guard Jaron Hopkins drove hard to the basket and made a contested lay-up with 3.8 seconds remaining in overtime for the game-winner. Fresno State's Paul Watson and Jahmel Taylor each had 19 points.

'DOGS RAISE MW CHAMPIONSHIP BANNER

Fresno State unveiled its 2016 Mountain West championship banner in a pre-game ceremony before its Nov. 14 game versus Prairie View A&M. Last season, Fresno State won its 23rd conference title by winning its fifth-ever conference tournament title with a 68-63 victory over San Diego State in the Mountain West championship game to enter the NCAA Tournament on a nine-game win streak. This was the Bulldogs' first appearance in the NCAA Tournament since 2001 and just the sixth in program history.

WATSON RISES TO 25TH ON ALL-TIME SCORING LIST

Bulldogs' senior guard/forward Paul Watson - the 2013-14 Mountain West Freshman of the Year - gives Fresno State a versatile option on the wing and the post. Watson has played both positions during his career, primarily on the wing. Now in his fourth season at Fresno State, he has converted 41.8 percent (383-for-916) of his field goal attempts and 37.7 percent (158-for-419) of his 3-point field goal attempts. He has 1,147 career points to rank 25th on the program's all-time scoring list and currently sits five points away from tying Ron Anderson (1983-84) for 24th (1,152 career points).

RUSSO SHINES, NAMED MW PLAYER OF THE WEEK

Fresno State senior forward Cullen Russo scored a career-high 23 points with 10 rebounds for his sixth career double-double in the Bulldogs' 69-66 season-opening win over UTSA to earn Mountain West Player of the Week honors. Russo also posted a career-best 10 free throws on 12 attempts (83.3 percent) and had two assists, two blocks and a steal in the victory. Russo also tied a career-high with six field goals and converted a career-best 60 percent from the field (6-for-10), when attempting at least 10 field goals.

TRENDING IN TERRY'S TENURE

• Fresno State has won 11 straight games in its next game after a loss, and is 11-1 in its next game after a loss since the start of the 2015-16 season.
(Last back-to-back losses: at Cal Poly • 12/5/16; at Arizona • 12/9/16)
• Fresno State is 36-6 since the start of the 2014-15 season when limiting an opponent to under 70 points.
• Fresno State is 25-3 since the start of the 2013-14 season when limiting an opponent to under 60 points.
• Fresno State is 42-11 in head coach Rodney Terry's now six seasons at Fresno State when limiting an opponent to under 60 points.
• During Terry's tenure, Fresno State is 10-0 when exactly five 'Dogs score in double digits and 15-1 when at least five Bulldogs score in double digits.
• Fresno State won at least 21 games twice in Terry's first five seasons.
• Fresno State has not committed more turnovers than its opponents in 137 of the 181 games (75.7 percent) in Terry's tenure (since 2011).
• Fresno State is 1-3 all-time in Mountain West openers, including a 69-66 win at UNLV last season on Dec. 30, 2015.

BETWEEN THE BASELINES: STATISTICAL NOTES

• Fresno State owns a +0.3 turnover margin/game (172-175) this season.
(Fresno State had a +4.3 turnover margin/game (378-530) last season.)

• Fresno State owns a +2.4 steal margin/game (107-78) this season.
(Fresno State had a +3.8 steal margin/game (295-161) last season.)

• Fresno State has a +0.8 rebounding margin/game (422-413) this season.
(Fresno State had a +0.5 rebounding margin/game (1278-1237) last season.)

• Fresno State has limited 10 of its 12 opponents to under 80 points this season.
(Fresno State limited 27 of its 35 opponents to under 80 points last season.)

BULLDOGS SHOW RESILENCY TO RALLY

During the last two seasons, Fresno State won nine games when trailing at halftime, including eight last season. Since the start of the 2011-12 season, the Bulldogs have won 18 games when facing a halftime deficit.

PROTECTING THE YARD

• Fresno State is 33-6 overall at home since the start of the 2014-15 season.
• Fresno State has won 13 of its last 14 and 23 of its last 26 home games.
• Fresno State recorded a Mountain West-best 16 home wins and the best home winning percentage (16-2, 88.9 percent) by a MW team last season.
• Fresno State was 16-2 at home last season - a new single-season record for most home wins in Save Mart Center history (opened in 2003).
• This was the second time in the Save Mart Center's 13 seasons that Fresno State won at least 15 home games in a single season.
• Fresno State is 148-68 (68.5 percent) all-time at the Save Mart Center.

FRESNO STATE CONTINUING TO IMPROVE IN MW PLAY

Fresno State is one of eight teams in the country to have won more conference games in each of the past four seasons. The Bulldogs won 13 league games during the 2015-16 season after winning 10 MW games in 2014-15, nine MW games in 2013-14, five MW games in 2012-13 and three conference games in 2011-12 as a member of the Western Athletic Conference. Two of the other schools are Texas A&M and South Carolina.

KEY SITUATIONS TO WATCH

• Fresno State has won nine straight games when playing a MW opponent, including six straight regular season MW wins during conference play.
• Fresno State has won seven of its last 10 true road games.
• Fresno State has won 12 of its last 13 single possession games.
• Fresno State has won eight of its last nine games decided by five points or less.
• Fresno State has won 16 of its last 19 games decided by five points or less.
• Fresno State has won 37 of its last 39 games when leading at halftime.
• Fresno State has won 32 straight games when leading with five minutes remaining in the second half.
(Last loss: No. 25 Wyoming 70, Fresno State 65 [3OT] • Fresno, Calif. • 1/17/15)
• Fresno State has won 23 of its last 24 games when converting at least 50 percent of its field goal attempts.

NOTABLE TIDBITS

• Fresno State has scored at least 80 points in eight of its last 16 games.
• Fresno State has scored 80 or more points four times this season.
• Fresno State has won 20 of its last 21 games when scoring 80 or more points.
• Fresno State scored 80 or more points in 12 games last season and the 'Dogs scored 80 or more points three times during the 2014-15 season.
• Fresno State is 30-3 when scoring 80 or more points since Terry's arrival in 2011 and 24-2 in those games since the start of the 2013-14 season.

'DOGS WON MW TITLE TO CAPTURE NCAA BID

• Fresno State won the 2016 MW Basketball Championship Tournament by defeating UNLV (95-82) in the quarterfinals, Colorado State (64-56) in the semifinals and San Diego State (68-63) in the championship game.
• Fresno State (13-5) finished in second place in the MW standings to earn a No. 2 seed - its best seed for a conference tournament since 2001.
• Fresno State entered the NCAA Tournament on a nine-game winning streak, which was the third-longest then-active streak in the nation and the program's longest winning streak since 1982.
• Fresno State finished 25-10, which was the program's third-most wins in a single season and two wins away from the program record (27).
• Fresno State won 11 of its last 13 games to close the season.
• Fresno State won eight games last season when trailing at halftime.
• Fresno State ranked sixth in the nation in turnover margin (+4.3).
• Fresno State was 6-0 last season in games decided by a single possession (three points or fewer), including 5-0 in Mountain West play.

'DOGS FACE UTAH IN NCAA FIRST ROUND GAME

Fresno State (25-10) returned to the NCAA Tournament for the first time since 2001 after winning the 2016 MW Basketball Championship to earn the conference's automatic bid. The Bulldogs, the 14-seed in the Midwest Region, batttled Utah, the 3-seed, in the first round of the NCAA Tournament at the Pepsi Center in Denver. Fresno State erased a 16-point deficit early in the second half and took the lead at 48-47 with 10:32 remaining on a Julien Lewis 3-pointer. Utah answered with a 19-2 run as the 'Dogs fell 80-69. Marvelle Harris scored a game-high 24 points.

HARRIS NAMED 2015-16 MW PLAYER OF THE YEAR

Former Fresno State guard Marvelle Harris was named the MW Player of the Year by the league's head coaches while leading the Bulldogs to a second-place finish in league play and 13 conference wins for the first time since the 2002-03 season. Harris averaged 22.7 points, 5.1 rebounds, 4.5 assists and 2.6 steals with a 2.2 assist-to-turnover ratio in conference play. Harris was also named to the league's first-team by both the coaches and a select panel of MW media, as well as a spot on the MW's All-Defensive team as voted on by the coaches. Forward Cullen Russo also earned honorable mention recognition by the select MW media panel.

GEORGE, JOHNSON REPRESENT FRESNO STATE IN NBA

Former Fresno State basketball players Paul George (2008-10) and Tyler Johnson (2010-14) are two of the 30 former Bulldogs to have played in the NBA. George is currently in his seventh NBA season with the Indiana Pacers after being drafted 10th overall in 2010 and Johnson is in his third season with the Miami Heat. George is in the third of five-year, $90 million extension and Johnson is in the first of a four-year, $50 million extension.

• Paul George also won a gold medal with Team USA during the 2016 Summer Olympics in Rio, is a three-time NBA All-Star and has been named twice to both the All-NBA Team and the NBA All-Defensive Team.

• Tyler Johnson scored 1,346 points during his four-year Fresno State career and ranks No. 17 all-time on the Bulldogs' all-time scoring list. Johnson was undrafted, but earned a roster spot with Miami after a strong showing during the NBA Summer League in 2014.

TEAM/OPPONENT GAME HIGHS/LOWS

Fresno State - TEAM GAME HIGHS

POINTS	88		HOLY NAMES (12/14/16)
	83		LAMAR (11/19/16)
	81		at Marquette (12/06/16)
	80		MENLO COLLEGE (11/30/16)
	78		at Drake (12/03/16)
	78		PRAIRIE VIEW A&M (11/14/16)
FIELD GOALS MADE	34		HOLY NAMES (12/14/16)
	32		at Drake (12/03/16)
FIELD GOAL ATTEMPTS	62		HOLY NAMES (12/14/16)
	62		PRAIRIE VIEW A&M (11/14/16)
FIELD GOAL PERCENTAGE	.588	(30-51)	CAL POLY (12/10/16)
	.582	(32-55)	at Drake (12/03/16)
3 PT FIELD GOALS MADE	10		CAL POLY (12/10/16)
	9		at Marquette (12/06/16)
	9		at Oregon State (11/25/16)
3 PT FG ATTEMPTS	22		at Oregon (12/20/16)
	20		at Pacific (12/17/16)
	20		at Drake (12/03/16)
	20		at Oregon State (11/25/16)
	20		PRAIRIE VIEW A&M (11/14/16)
3 PT FG PERCENTAGE	.563	(9-16)	at Marquette (12/06/16)
	.526	(10-19)	CAL POLY (12/10/16)
FREE THROWS MADE	23		at CSU Bakersfield (11/22/16)
	23		UTSA (11/11/16)
FREE THROW ATTEMPTS	33		at Pacific (12/17/16)
	33		UTSA (11/11/16)
FREE THROW PERCENTAGE	.793	(23-29)	at CSU Bakersfield (11/22/16)
	.706	(12-17)	at Marquette (12/06/16)
	.706	(12-17)	at Oregon State (11/25/16)
REBOUNDS	43		HOLY NAMES (12/14/16)
	43		MENLO COLLEGE (11/30/16)
	43		PRAIRIE VIEW A&M (11/14/16)
ASSISTS	24		at Marquette (12/06/16)
	18		HOLY NAMES (12/14/16)
STEALS	14		UTSA (11/11/16)
	12		HOLY NAMES (12/14/16)
BLOCKED SHOTS	8		at Drake (12/03/16)
	7		HOLY NAMES (12/14/16)
	7		MENLO COLLEGE (11/30/16)
TURNOVERS	22		at Drake (12/03/16)
	18		PRAIRIE VIEW A&M (11/14/16)
FOULS	26		PRAIRIE VIEW A&M (11/14/16)
	24		at CSU Bakersfield (11/22/16)

Opponent - GAME HIGHS

POINTS	84		at Marquette (12/06/16)
	84		PRAIRIE VIEW A&M (11/14/16)
	76		at Drake (12/03/16)
	75		at Oregon (12/20/16)
	71		at CSU Bakersfield (11/22/16)
FIELD GOALS MADE	26		at Marquette (12/06/16)
	25		at Oregon (12/20/16)
	25		at Pacific (12/17/16)
	25		at Drake (12/03/16)
	25		PRAIRIE VIEW A&M (11/14/16)
	25		UTSA (11/11/16)
FIELD GOAL ATTEMPTS	70		UTSA (11/11/16)
	64		MENLO COLLEGE (11/30/16)
FIELD GOAL PERCENTAGE	.531	(26-49)	at Marquette (12/06/16)
	.481	(25-52)	at Oregon (12/20/16)
3 PT FIELD GOALS MADE	9		at Marquette (12/06/16)
	8		CAL POLY (12/10/16)
	8		at Drake (12/03/16)
	8		MENLO COLLEGE (11/30/16)
	8		PRAIRIE VIEW A&M (11/14/16)
3 PT FG ATTEMPTS	27		at Drake (12/03/16)
	27		MENLO COLLEGE (11/30/16)
3 PT FG PERCENTAGE	.429	(9-21)	at Marquette (12/06/16)
	.400	(8-20)	PRAIRIE VIEW A&M (11/14/16)
FREE THROWS MADE	26		PRAIRIE VIEW A&M (11/14/16)
	23		at Marquette (12/06/16)
FREE THROW ATTEMPTS	31		PRAIRIE VIEW A&M (11/14/16)
	30		at Oregon (12/20/16)
FREE THROW PERCENTAGE	.900	(9-10)	HOLY NAMES (12/14/16)
	.839	(26-31)	PRAIRIE VIEW A&M (11/14/16)
REBOUNDS	55		UTSA (11/11/16)
	43		at Pacific (12/17/16)
	43		at CSU Bakersfield (11/22/16)
ASSISTS	17		at Oregon (12/20/16)
	17		at CSU Bakersfield (11/22/16)
STEALS	10		at Drake (12/03/16)
	10		at CSU Bakersfield (11/22/16)
BLOCKED SHOTS	5		at Oregon State (11/25/16)
	5		PRAIRIE VIEW A&M (11/14/16)
TURNOVERS	20		UTSA (11/11/16)
	19		at Pacific (12/17/16)
FOULS	33		at Pacific (12/17/16)
	25		at CSU Bakersfield (11/22/16)

Fresno State - GAME LOWS

POINTS	63		at CSU Bakersfield (11/22/16)
	63		at Oregon State (11/25/16)
	63		at Oregon (12/20/16)
	69		UTSA (11/11/16)
	70		at Pacific (12/17/16)
FIELD GOALS MADE	19		at CSU Bakersfield (11/22/16)
	20		UTSA (11/11/16)
FIELD GOAL ATTEMPTS	48		at CSU Bakersfield (11/22/16)
	49		UTSA (11/11/16)
FIELD GOAL PERCENTAGE	.396	(19-48)	at CSU Bakersfield (11/22/16)
	.397	(23-58)	at Pacific (12/17/16)
3 PT FIELD GOALS MADE	2		at CSU Bakersfield (11/22/16)
	2		MENLO COLLEGE (11/30/16)
3 PT FG ATTEMPTS	12		at CSU Bakersfield (11/22/16)
	14		MENLO COLLEGE (11/30/16)
3 PT FG PERCENTAGE	.143	(2-14)	MENLO COLLEGE (11/30/16)
	.167	(2-12)	at CSU Bakersfield (11/22/16)
FREE THROWS MADE	3		CAL POLY (12/10/16)
	6		at Drake (12/03/16)
FREE THROW ATTEMPTS	7		CAL POLY (12/10/16)
	15		at Oregon (12/20/16)
FREE THROW PERCENTAGE	.316	(6-19)	at Drake (12/03/16)
	.429	(3-7)	CAL POLY (12/10/16)
REBOUNDS	26		at Marquette (12/06/16)
	30		UTSA (11/11/16)
ASSISTS	7		at CSU Bakersfield (11/22/16)
	8		at Oregon (12/20/16)
STEALS	4		CAL POLY (12/10/16)
	4		at Oregon (12/20/16)
BLOCKED SHOTS	2		UTSA (11/11/16)
	2		at CSU Bakersfield (11/22/16)
	2		at Oregon State (11/25/16)
	2		at Pacific (12/17/16)
	2		at Oregon (12/20/16)
TURNOVERS	10		LAMAR (11/19/16)
	11		UTSA (11/11/16)
FOULS	14		HOLY NAMES (12/14/16)
	17		MENLO COLLEGE (11/30/16)
	17		CAL POLY (12/10/16)

Opponent - GAME LOWS

POINTS	54		HOLY NAMES (12/14/16)
	58		at Oregon State (11/25/16)
	59		CAL POLY (12/10/16)
	64		LAMAR (11/19/16)
	66		UTSA (11/11/16)
FIELD GOALS MADE	18		at Oregon State (11/25/16)
	19		CAL POLY (12/10/16)
FIELD GOAL ATTEMPTS	44		at Oregon State (11/25/16)
	49		at Marquette (12/06/16)
FIELD GOAL PERCENTAGE	.333	(20-60)	HOLY NAMES (12/14/16)
	.357	(25-70)	UTSA (11/11/16)
3 PT FIELD GOALS MADE	3		at Oregon (12/20/16)
	5		UTSA (11/11/16)
	5		at Oregon State (11/25/16)
	5		HOLY NAMES (12/14/16)
	5		at Pacific (12/17/16)
3 PT FG ATTEMPTS	15		at Oregon (12/20/16)
	17		at Pacific (12/17/16)
3 PT FG PERCENTAGE	.200	(3-15)	at Oregon (12/20/16)
	.200	(5-25)	UTSA (11/11/16)
FREE THROWS MADE	9		HOLY NAMES (12/14/16)
	11		UTSA (11/11/16)
FREE THROW ATTEMPTS	10		HOLY NAMES (12/14/16)
	17		MENLO COLLEGE (11/30/16)
FREE THROW PERCENTAGE	.478	(11-23)	UTSA (11/11/16)
	.591	(13-22)	CAL POLY (12/10/16)
REBOUNDS	23		CAL POLY (12/10/16)
	28		at Marquette (12/06/16)
ASSISTS	8		MENLO COLLEGE (11/30/16)
	9		at Oregon State (11/25/16)
	9		CAL POLY (12/10/16)
	9		HOLY NAMES (12/14/16)
STEALS	2		at Pacific (12/17/16)
	4		UTSA (11/11/16)
	4		HOLY NAMES (12/14/16)
BLOCKED SHOTS	0		UTSA (11/11/16)
	0		LAMAR (11/19/16)
	0		CAL POLY (12/10/16)
TURNOVERS	9		CAL POLY (12/10/16)
	11		MENLO COLLEGE (11/30/16)
FOULS	10		CAL POLY (12/10/16)
	15		at Marquette (12/06/16)

THIS SEASON, 'DOGS RECORD WHEN...

Scoring First	6-3
Opponent Scores First	2-1
Leading at Hafltime	8-1
Tied at Halftime	0-0
Trailing at Halftime	0-3
Overtime Games	2-0
Leading with 5 Minutes to Play	7-0
Tied with 5 Minutes to Play	0-0
Trailing with 5 Minutes to Play	1-4
Games Decided by 1-5 Points	4-1
Games Decided by 6-9 Points	0-2
Games Decided by 10+ Points	4-1
Scoring 70 Points Before Opponent	5-0
Opponent Scores 70 Points First	1-4
If neither team scores 70 Points...	2-0
Scoring 100+ Points	0-0
Scoring 90-99 Points	0-0
Scoring 80-89 Points	3-1
Scoring 70-79 Points	3-1
Scoring 60-69 Points	2-2
Scoring 50-59 Points	0-0
Scoring 40-49 Points	0-0
Scoring 39 or Fewer Points	0-0
Opp. Scoring 100+ Points	0-0
Opp. Scoring 90-99 Points	0-0
Opp. Scoring 80-89 Points	0-2
Opp. Scoring 70-79 Points	1-2
Opp. Scoring 60-69 Points	4-0
Opp. Scoring 50-59 Points	3-0
Opp. Scoring 40-49 Points	0-0
Opp. Scoring 39 or Fewer Points	0-0
50%-Plus FG Pct.	4-1
45-49.99% FG Pct.	1-1
40-44.99% FG Pct.	2-1
Less than 40% FG Pct.	1-1
Opp. 50%-Plus FG Pct.	0-1
Opp. 45-49.99% FG Pct.	1-2
Opp. 40-44.99% FG Pct.	3-0
Opp. Less than 40% FG Pct.	4-1
Better FG% than Opponent	6-2
Opponent has better FG%	2-2
80%-Plus FT Pct.	0-0
75-79% FT Pct.	0-1
70-74% FT Pct.	1-1
Less than 70% FT Pct.	7-2
Better FT% than Opponent	2-1
Same FT% as Opponent	0-0
Opponent has better FT%	6-3
Better A-TO Ratio than Opponent	7-1
Same A-TO Ratio as Opponent	0-0
Opponent has better A-TO Ratio	1-3
Outrebound Opponent	6-1
Rebounds are Equal	0-1
Outrebounded by Opponent	2-2
Fewer Turnovers than Opponent	5-1
Turnovers are Equal	0-1
More Turnovers than Opponent	3-2
Bench Scores More than Opponent	2-2
Bench Scoring is Equal	0-0
Opponent Bench Scores More	6-2
7 Bulldogs in Double-Digit Scoring	0-0
6 Bulldogs in Double-Digit Scoring	0-0
5 Bulldogs in Double-Digit Scoring	3-0
4 Bulldogs in Double-Digit Scoring	2-3
3 Bulldogs in Double-Digit Scoring	2-0
2 Bulldogs in Double-Digit Scoring	1-1
1 Bulldog in Double-Digit Scoring	0-0
0 Bulldogs in Double-Digit Scoring	0-0
On Mondays	0-1
On Tuesdays	0-3
On Wednesdays	2-0
On Thursdays	0-0
On Fridays	2-0
On Saturdays	4-0
On Sundays	0-0

Biggest Deficit in Win .... 11 pts - 5:08 (1st-at OSU)
Largest Lead in Loss .. 7 pts - 0:54 (1st-vs PVAMU)

SINCE NOV. 2015 (LAST 2 SEASONS) 'DOGS RECORD WHEN...

Scoring First	17-6
Opponent Scores First	16-8
Leading at Hafltime	24-2
Tied at Halftime	1-1
Trailing at Halftime	8-12
Overtime Games	3-2
Leading with 5 Minutes to Play	27-0
Tied with 5 Minutes to Play	1-0
Trailing with 5 Minutes to Play	5-14
Games Decided by 1-5 Points	12-3
Games Decided by 6-9 Points	8-4
Games Decided by 10+ Points	14-7
Scoring 70 Points Before Opponent	23-1
Opponent Scores 70 Points First	1-12
If neither team scores 70 Points...	9-1
Scoring 100+ Points	1-0
Scoring 90-99 Points	2-0
Scoring 80-89 Points	12-1
Scoring 70-79 Points	9-6
Scoring 60-69 Points	7-6
Scoring 50-59 Points	2-1
Scoring 40-49 Points	0-0
Scoring 39 or Fewer Points	0-0
Opp. Scoring 100+ Points	1-0
Opp. Scoring 90-99 Points	0-0
Opp. Scoring 80-89 Points	3-6
Opp. Scoring 70-79 Points	7-7
Opp. Scoring 60-69 Points	13-1
Opp. Scoring 50-59 Points	8-0
Opp. Scoring 40-49 Points	1-0
Opp. Scoring 39 or Fewer Points	0-0
50%-Plus FG Pct.	12-1
45-49.99% FG Pct.	5-4
40-44.99% FG Pct.	9-3
Less than 40% FG Pct.	7-6
Opp. 50%-Plus FG Pct.	1-6
Opp. 45-49.99% FG Pct.	5-4
Opp. 40-44.99% FG Pct.	13-2
Opp. Less than 40% FG Pct.	14-2
Better FG% than Opponent	23-2
Opponent has better FG%	10-12
80%-Plus FT Pct.	3-2
75-79.99% FT Pct.	7-2
70-74.99% FT Pct.	4-4
Less than 70% FT Pct.	19-6
Better FT% than Opponent	18-5
Same FT% as Opponent	0-0
Opponent has better FT%	15-9
Better A-TO Ratio than Opponent	28-5
Same A-TO Ratio as Opponent	1-0
Opponent has better A-TO Ratio	4-9
Outrebound Opponent	20-5
Rebounds are Equal	1-2
Outrebounded by Opponent	12-7
Fewer Turnovers than Opponent	26-7
Turnovers are Equal	3-2
More Turnovers than Opponent	4-5
Bench Scores More than Opponent	15-8
Bench Scoring is Equal	1-1
Opponent Bench Scores More	17-5
7 Bulldogs in Double-Digit Scoring	1-0
6 Bulldogs in Double-Digit Scoring	0-0
5 Bulldogs in Double-Digit Scoring	5-0
4 Bulldogs in Double-Digit Scoring	12-9
3 Bulldogs in Double-Digit Scoring	11-3
2 Bulldogs in Double-Digit Scoring	3-2
1 Bulldog in Double-Digit Scoring	1-0
0 Bulldogs in Double-Digit Scoring	0-0
On Mondays	1-2
On Tuesdays	1-4
On Wednesdays	10-2
On Thursdays	3-1
On Fridays	5-0
On Saturdays	12-4
On Sundays	2-1

Biggest Deficit in Win ..... 18 pts - 3:26 (1st-USU)
Largest Lead in Loss ..... 8 pts - 9:53 (1st-NEV)

SINCE NOV. 2011 (TERRY ERA), 'DOGS RECORD WHEN...

Scoring First	53-31
Opponent Scores First	40-57
Leading at Hafltime	69-13
Tied at Halftime	6-4
Trailing at Halftime	18-71
Overtime Games	7-10
Leading with 5 Minutes to Play	78-5
Tied with 5 Minutes to Play	1-2
Trailing with 5 Minutes to Play	14-81
Games Decided by 1-5 Points	30-22
Games Decided by 6-9 Points	24-27
Games Decided by 10+ Points	39-39
Scoring 70 Points Before Opponent	50-2
Opponent Scores 70 Points First	2-58
If neither team scores 70 Points...	43-29
Scoring 100+ Points	2-0
Scoring 90-99 Points	6-0
Scoring 80-89 Points	22-3
Scoring 70-79 Points	23-23
Scoring 60-69 Points	30-27
Scoring 50-59 Points	8-26
Scoring 40-49 Points	1-7
Scoring 39 or Fewer Points	1-0
Opp. Scoring 100+ Points	1-0
Opp. Scoring 90-99 Points	1-4
Opp. Scoring 80-89 Points	4-19
Opp. Scoring 70-79 Points	11-36
Opp. Scoring 60-69 Points	34-18
Opp. Scoring 50-59 Points	32-11
Opp. Scoring 40-49 Points	8-0
Opp. Scoring 39 or Fewer Points	2-0
50%-Plus FG Pct.	35-3
45-49.99% FG Pct.	13-17
40-44.99% FG Pct.	23-20
Less than 40% FG Pct.	21-49
Opp. 50%-Plus FG Pct.	3-29
Opp. 45-49.99% FG Pct.	14-20
Opp. 40-44.99% FG Pct.	34-23
Opp. Less than 40% FG Pct.	39-16
Better FG% than Opponent	66-14
Opponent has better FG%	27-74
80%-Plus FT Pct.	15-14
75-79% FT Pct.	21-14
70-74% FT Pct.	15-17
Less than 70% FT Pct.	42-43
Better FT% than Opponent	58-32
Same FT% as Opponent	0-2
Opponent has better FT%	35-54
Better A-TO Ratio than Opponent	75-28
Same A-TO Ratio as Opponent	2-0
Opponent has better A-TO Ratio	16-60
Outrebound Opponent	50-16
Rebounds are Equal	4-5
Outrebounded by Opponent	39-67
Fewer Turnovers than Opponent	71-50
Turnovers are Equal	7-9
More Turnovers than Opponent	15-29
Bench Scores More than Opponent	48-43
Bench Scoring is Equal	3-2
Opponent Bench Scores More	42-43
7 Bulldogs in Double-Digit Scoring	1-0
6 Bulldogs in Double-Digit Scoring	4-1
5 Bulldogs in Double-Digit Scoring	10-0
4 Bulldogs in Double-Digit Scoring	29-26
3 Bulldogs in Double-Digit Scoring	29-31
2 Bulldogs in Double-Digit Scoring	15-25
1 Bulldog in Double-Digit Scoring	5-3
0 Bulldogs in Double-Digit Scoring	0-1
On Mondays	7-6
On Tuesdays	3-11
On Wednesdays	31-18
On Thursdays	7-10
On Fridays	7-3
On Saturdays	33-36
On Sundays	5-4

Biggest Deficit in Win ..... 18 pts - 3:26 (1st-USU)
Largest Lead in Loss ....19 pts - 16:37 (2nd-NMSU)

SINCE NOV. 2014 (LAST 3 SEASONS), 'DOGS RECORD WHEN...

Scoring First	27-10
Opponent Scores First	21-21
Leading at Hafltime	38-2
Tied at Halftime	2-1
Trailing at Halftime	8-28
Overtime Games	3-3
Leading with 5 Minutes to Play	39-1
Tied with 5 Minutes to Play	1-0
Trailing with 5 Minutes to Play	8-30
Games Decided by 1-5 Points	19-6
Games Decided by 6-9 Points	11-9
Games Decided by 10+ Points	18-16
Scoring 70 Points Before Opponent	28-1
Opponent Scores 70 Points First	1-23
If neither team scores 70 Points...	19-7
Scoring 100+ Points	1-0
Scoring 90-99 Points	3-0
Scoring 80-89 Points	14-1
Scoring 70-79 Points	12-10
Scoring 60-69 Points	14-11
Scoring 50-59 Points	4-9
Scoring 40-49 Points	0-1
Scoring 39 or Fewer Points	0-0
Opp. Scoring 100+ Points	1-0
Opp. Scoring 90-99 Points	0-0
Opp. Scoring 80-89 Points	3-10
Opp. Scoring 70-79 Points	7-15
Opp. Scoring 60-69 Points	22-3
Opp. Scoring 50-59 Points	14-3
Opp. Scoring 40-49 Points	1-0
Opp. Scoring 39 or Fewer Points	0-0
50%-Plus FG Pct.	18-1
45-49.99% FG Pct.	8-7
40-44.99% FG Pct.	12-8
Less than 40% FG Pct.	10-15
Opp. 50%-Plus FG Pct.	1-10
Opp. 45-49.99% FG Pct.	7-10
Opp. 40-44.99% FG Pct.	22-5
Opp. Less than 40% FG Pct.	18-6
Better FG% than Opponent	33-6
Opponent has better FG%	15-25
80%-Plus FT Pct.	5-6
75-79% FT Pct.	9-3
70-74% FT Pct.	5-6
Less than 70% FT Pct.	29-16
Better FT% than Opponent	26-11
Same FT% as Opponent	0-0
Opponent has better FT%	22-20
Better A-TO Ratio than Opponent	41-10
Same A-TO Ratio as Opponent	1-0
Opponent has better A-TO Ratio	6-21
Outrebound Opponent	27-7
Rebounds are Equal	1-3
Outrebounded by Opponent	20-21
Fewer Turnovers than Opponent	36-17
Turnovers are Equal	5-3
More Turnovers than Opponent	7-11
Bench Scores More than Opponent	23-14
Bench Scoring is Equal	1-1
Opponent Bench Scores More	24-16
7 Bulldogs in Double-Digit Scoring	1-0
6 Bulldogs in Double-Digit Scoring	0-0
5 Bulldogs in Double-Digit Scoring	6-0
4 Bulldogs in Double-Digit Scoring	17-11
3 Bulldogs in Double-Digit Scoring	16-9
2 Bulldogs in Double-Digit Scoring	6-11
1 Bulldog in Double-Digit Scoring	2-0
0 Bulldogs in Double-Digit Scoring	0-0
On Mondays	2-3
On Tuesdays	1-7
On Wednesdays	14-6
On Thursdays	4-3
On Fridays	5-1
On Saturdays	19-9
On Sundays	3-2
Biggest Deficit in Win	18 pts - 3:26 (1st-USU)
Largest Lead in Loss	8 pts - 9:53 (1st-NEV)

SINCE NOV. 2013 (LAST 4 SEASONS), 'DOGS RECORD WHEN...

Scoring First	36-17
Opponent Scores First	30-30
Leading at Hafltime	56-5
Tied at Halftime	3-2
Trailing at Halftime	11-39
Overtime Games	6-4
Leading with 5 Minutes to Play	58-1
Tied with 5 Minutes to Play	1-0
Trailing with 5 Minutes to Play	11-46
Games Decided by 1-5 Points	25-7
Games Decided by 6-9 Points	15-13
Games Decided by 10+ Points	29-27
Scoring 70 Points Before Opponent	43-2
Opponent Scores 70 Points First	2-37
If neither team scores 70 Points...	25-8
Scoring 100+ Points	2-0
Scoring 90-99 Points	6-0
Scoring 80-89 Points	17-2
Scoring 70-79 Points	21-14
Scoring 60-69 Points	20-15
Scoring 50-59 Points	4-13
Scoring 40-49 Points	0-2
Scoring 39 or Fewer Points	0-0
Opp. Scoring 100+ Points	1-0
Opp. Scoring 90-99 Points	1-3
Opp. Scoring 80-89 Points	4-15
Opp. Scoring 70-79 Points	9-19
Opp. Scoring 60-69 Points	29-7
Opp. Scoring 50-59 Points	22-3
Opp. Scoring 40-49 Points	3-0
Opp. Scoring 39 or Fewer Points	0-0
50%-Plus FG Pct.	27-2
45-49.99% FG Pct.	14-10
40-44.99% FG Pct.	17-9
Less than 40% FG Pct.	11-25
Opp. 50%-Plus FG Pct.	2-14
Opp. 45-49.99% FG Pct.	9-11
Opp. 40-44.99% FG Pct.	31-13
Opp. Less than 40% FG Pct.	27-9
Better FG% than Opponent	49-9
Opponent has better FG%	19-38
80%-Plus FT Pct.	13-7
75-79% FT Pct.	11-7
70-74% FT Pct.	10-8
Less than 70% FT Pct.	35-25
Better FT% than Opponent	43-16
Same FT% as Opponent	0-1
Opponent has better FT%	26-30
Better A-TO Ratio than Opponent	56-15
Same A-TO Ratio as Opponent	1-0
Opponent has better A-TO Ratio	12-31
Outrebound Opponent	40-9
Rebounds are Equal	2-4
Outrebounded by Opponent	27-34
Fewer Turnovers than Opponent	50-24
Turnovers are Equal	6-5
More Turnovers than Opponent	13-18
Bench Scores More than Opponent	38-17
Bench Scoring is Equal	0-0
Opponent Bench Scores More	31-30
7 Bulldogs in Double-Digit Scoring	1-0
6 Bulldogs in Double-Digit Scoring	4-1
5 Bulldogs in Double-Digit Scoring	10-0
4 Bulldogs in Double-Digit Scoring	21-16
3 Bulldogs in Double-Digit Scoring	23-16
2 Bulldogs in Double-Digit Scoring	8-14
1 Bulldog in Double-Digit Scoring	2-0
0 Bulldogs in Double-Digit Scoring	0-0
On Mondays	4-4
On Tuesdays	1-9
On Wednesdays	25-9
On Thursdays	3-3
On Fridays	6-2
On Saturdays	26-18
On Sundays	4-2
Biggest Deficit in Win	18 pts - 3:26 (1st-USU)
Largest Lead in Loss	12 pts - 16:49 (2nd-vs Siena)

2016-17 DUNK TRACKER

Jaron Hopkins (13)
Cullen Russo (7)
Bryson Williams (7)
Paul Watson (6)
Terrell Carter II (3)

GAME BY GAME

UTSA (2) - 11/11/16
Cullen Russo (2)

Prairie View A&M (4) - 11/14/16
Cullen Russo (2)
Jaron Hopkins (2)

Lamar (3) - 11/19/16
Paul Watson (2)
Jaron Hopkins (1)

at CSU Bakersfield (1) - 11/22/16
Jaron Hopkins (1)

at Oregon State (3) - 11/25/16
Jaron Hopkins (2)
Bryson Williams (1)

Menlo College (7) - 11/30/16
Jaron Hopkins (4)
Terrell Carter II (1)
Paul Watson (1)
Bryson Williams (1)

at Drake (5) - 12/3/16
Cullen Russo (2)
Paul Watson (2)
Bryson Williams (1)

at Marquette - 12/6/16
Bryson Williams (2)
Terrell Carter II (1)
Jaron Hopkins (1)

Cal Poly (3) - 12/10/16
Cullen Russo (3)

Holy Names University (5) - 12/14/16
Bryson Williams (2)
Terrell Carter II (1)
Jaron Hopkins (1)
Cullen Russo (1)

at Pacific (2) - 12/17/16
Cullen Russo (1)
Bryson Williams (1)

at Oregon (2) - 12/20/16
Jaron Hopkins (1)
Paul Watson (1)

SAVE MART CENTER



In its 14th year as the home of the Fresno State men's and women's basketball programs and the volleyball program, the Save Mart Center is recognized around the nation as being one of the finest on-campus collegiate arenas, and was named the No. 2 top collegiate venue by Pollstar in 2015, the leading trade publication for the concert and entertainment industry.

With its size, scope, unique architectural features and video, sound and telecom systems, the Save Mart Center serves as a major provider of entertainment and sporting events in the San Joaquin Valley. Seating capacity for the arena ranges from 15,000 to 18,000 seats, with 15,596 listed as the official number for basketball.

The Save Mart Center is a premier entertainment destination for headline events and tours. Designed by Sink Combs Dethlefs (Denver, Colo.), the Save Mart Center is approximately 450,000 square feet and contains 32 private suites, 1,000 Arena Builder seats (commonly referred to as "club seats"), a club level concourse, team locker rooms and athletics training facilities. The entire facility is approximately 48 acres and located off Shaw Avenue adjacent to Highway 168.

The total project value exceeded $100 million and represented the largest privately funded project in the history of the California State University system. The Save Mart Center was financed through revenue from corporate sponsorships, private gifts, leasing of luxury suites, sale of Arena Builder and personal seat licenses, as well as revenue from advertising and signage agreements.

Next to the Save Mart Center is the West Complex, a $17.6 million, two-story, 92,000-square-foot building which features the Student Recreation Center, the Lyles Center for Innovation and Entrepreneurship and the Leon and Pete Peters Educational Research Center.

The Save Mart Center has hosted four major collegiate sporting championships, which most recently came in March 2012 when Fresno State hosted an NCAA women's basketball championship regional for the second time. In March 2004, the facility served as the host site for the McCaffrey Western Athletic Conference Basketball Tournament. The following year, the Save Mart Center was the venue for the first and second rounds of the 2005 NCAA women's basketball championship. In 2007 and 2012, Fresno State was one of four schools that hosted the regional semifinals and championship games for the NCAA women's basketball tournament.

SAVE MART CENTER QUICK FACTS

First Game: ..... Dec. 5, 2003
..... vs. Arkansas-Monticello W, 68-55
Capacity: 15,596
All-Time Record: ..... 148-68 (.685)
..... 14th Season
Highest Attended Game: 15,423
12,000+ Games 27

SAVE MART CENTER RECORD

HEAD COACH: RAY LOPES

Season	Record	Games	Avg.	Total
2003-04	8-8	16	13,686	232,663
2004-05	10-6	16	11,836	189,368
Totals	**18-14**	**32**	**13,189**	**422,031**

HEAD COACH: STEVE CLEVELAND

Season	Record	Games	Avg.	Total
2005-06	12-2	14	10,407	145,699
2006-07	15-3	18	11,712	210,828
2007-08	11-6	17	10,520	178,844
2008-09	9-8	17	9,007	144,117
2009-10	12-5	17	7,767	132,045
2010-11	11-5	16	7,231	122,938
Totals	**70-29**	**99**	**9,439**	**934,471**

HEAD COACH: RODNEY TERRY

Season	Record	Games	Avg.	Total
2011-12	**9-5**	**14**	**6,520**	**91,292**
2012-13	**6-8**	**14**	**7,042**	**98,592**
2013-14	**13-6**	**19**	**6,776**	**128,737**
2014-15	**11-3**	**14**	**6,190**	**86,666**
2015-16	**16-2**	**18**	**6,296**	**113,333**
2016-17	**5-1**	**6/15**	**5,849**	**35,094**
Totals	**60-25**	**85**	**6,445**	**547,804**

ARENA HISTORY

Seasons	Record	Games	Avg.	Total
14th	**148-68**	**216**	**8,336**	**1,800,653**

HIGHEST ATTENDED GAMES IN SAVE MART CENTER

Date	Opponent	Result	Attendance
Dec. 19, 2006	Stanford	L, 69-67	15,423
Dec. 19, 2003	USC	L, 65-62	14,859
Jan. 24, 2004	Tulsa	W, 68-61	14,806
March 1, 2014	San Diego State	L, 82-67	14,801
Nov. 16, 2013	Cal State Northridge	W, 80-64	14,770
Dec. 6, 2003	Princeton	L, 72-67	14,420
Dec. 5, 2003	Arkansas-Monticello	W, 68-55	14,309
Jan. 22, 2004	Rice	L, 65-63	14,226
March 6, 2004	Hawai'i	W, 69-60	14,222
Dec. 27, 2003	San Francisco	W, 52-43	14,217
Feb. 28, 2004	Nevada	L, 64-55	14,098

DIRECTIONS TO SAVE MART CENTER

TRAVELING SOUTH:
Take Freeway 99 South and exit on Shaw Avenue. Make a right and head east on Shaw Avenue for eight miles. The Event Center will be located just east of Fresno State.

TRAVELING NORTH:
Take Freeway 99 North to Freeway 41 North. Exit on Shaw Avenue and make a right. Head East on Shaw for two miles. The Event Center will be located just west of Chestnut and Shaw Avenue.

TRAVELING NORTHEAST VIA STATE ROUTE 168:
Travelling NORTH--Take the Highway 41 exit from Freeway 99. Take the Highway 180 Exit east to the Highway 168 exit (Clovis). Exit at Shaw Avenue and turn left and proceed west on Shaw Avenue to the campus. Travelling EAST: Take the Highway 180 exit (east) from Freeway 99. Continue to the Highway 168 exit (Clovis). Take the Shaw Avenue exit, turn left, and head west to the campus.

TRAVELING EAST (FROM CENTRAL COAST):
Take Freeway 41 North and exit on Shaw Avenue. Make a right and head East on Shaw for 2 miles. The Event Center will be located just west of Chestnut and Shaw Avenue.

FROM THE AIRPORT:
Go West on Clinton Way. Make a right on Cedar Avenue. Go North on Cedar Avenue until you get to Shaw Avenue. Make a right on Shaw Avenue. The Event Center will be located just east of Fresno State.

MOST WINS IN A SEASON

SEASON	W-L	COACH
1981-82	27-3	Boyd Grant
2000-01	26-7* [9-7]	Jerry Tarkanian
2015-16	**25-10**	**Rodney Terry**
1980-81	25-4	Boyd Grant
1983-84	25-8	Boyd Grant
1982-83	25-10	Boyd Grant
1999-00	24-10* [12-9]	Jerry Tarkanian
1984-85	23-9	Boyd Grant
2006-07	22-10	Steve Cleveland
1995-96	22-11	Jerry Tarkanian
2013-14	**21-18**	**Rodney Terry**
1963-64	21-5	Harry Miller
1977-78	21-6	Boyd Grant
1965-66	21-8	Ed Gregory
1962-63	21-8	Harry Miller
1993-94	21-11	Gary Colson
1998-99	21-12* [1-12]	Jerry Tarkanian
1964-65	20-7	Harry Miller
2002-03	20-8	Ray Lopes
1996-97	20-12	Jerry Tarkanian
1961-62	19-7	Harry Miller
1957-58	19-8	Bill Vandenburgh
1967-68	18-8	Ed Gregory
1959-60	18-10	Bill Vandenburgh

LONGEST WINNING STREAKS

STREAK	DATE/SEASON	RECORD	COACH
13	Jan. 24-March 7, 1981	25-4	Boyd Grant
12	Dec. 18-Jan. 30, 1982	27-3	Boyd Grant
	1962-63	20-8	Harry Miller
10	Dec. 21-Jan. 26, 1978	21-6	Boyd Grant
	Nov. 28-Dec. 29, 1981	25-4	Boyd Grant
	Feb. 6-March 13, 1982	27-3	Boyd Grant
9	**Feb. 17-March 12, 2016**	**25-10**	**Rodney Terry**
	1959	21-5	Bill Vandenburgh
	1963-64 (2x)	17-5	Harry Miller
8	1966	21-8	Ed Gregory
	Jan. 22-Feb. 19, 1994	21-11	Gary Colson
7	Nov. 10-Dec. 2, 2007	22-10	Steve Cleveland
	1959-60	18-10	Bill Vandenburgh
	Feb. 17-March 11, 1983	25-10	Boyd Grant
	Dec. 15-Jan. 12, 1984	25-8	Boyd Grant
	Feb. 9-Feb. 28, 1985	23-9	Boyd Grant
6	1962-63	20-8	Harry Miller
	1968-69	17-8	Ed Gregory
	Dec. 16-Jan. 8, 1996	22-11	Jerry Tarkanian
	Nov. 17-Dec. 11, 2004	16-14	Ray Lopes

LARGEST MARGINS OF VICTORY

--- Since 1977 ---

Pts	(Score)	Opponent	Date
61	(104-43)	vs. UC Merced	Dec. 28, 2013
52	(108-56)	vs. UTEP (X)	Jan. 25, 2001
47	(89-42)	vs. UC San Diego	Jan. 3, 1981
46	(112-66)	vs. Hawai'i-Hilo	Jan. 3, 1998
45	(96-51)	vs. Morehead State	Dec. 22, 1979
43	(89-46)	vs. Pacific Union	Dec. 27, 2015
43	(92-49)	vs. UC Davis	Dec. 1, 1983
42	(107-65)	vs. North Florida	Dec. 22, 1997
41	(83-42)	vs. Maryland-Eastern Shore	Nov. 17, 2004
40	(84-44)	vs. Liberty	Nov. 30, 1996
39	(91-52)	vs. Savannah State	Dec. 20, 2001
38	(93-55)	vs. Bristol	Nov. 17, 2014
38	(91-53)	vs. Sacramento State	Dec. 29, 2002
38	(104-66)	vs. Saint Mary's (X)	Nov. 17, 2000
38	(76-38)	vs. UCSB	Feb. 5, 1981
37	(110-73)	vs. Sacramento State (X)	Dec. 1, 1998
37	(99-62)	vs. U.S. International	Dec. 9, 1988
35	(84-49)	vs. San Diego Christian	Dec. 6, 2012
35	(89-54)	vs. Idaho	Jan. 30, 2006
35	(92-57)	vs. San Diego State (N)	March 5, 1998
35	(127-92)	vs. Western State	Dec. 3, 1996
35	(83-48)	vs. San Jose State	Feb. 4, 1984
35	(83-48)	vs. TCU	Dec. 21, 1979
34	**(88-54)**	**vs. Holy Names University**	**Dec. 14, 2016**
34	(74-40)	vs. Pacific	Jan. 14, 1982
33	(86-53)	vs. Rice (X)	Jan. 27, 2000
33	(89-56)	vs. CSU Northridge	Feb. 11, 1995
33	(91-58)	vs. New Hampshire	Dec. 20, 1988
32	(74-42)	vs. Vanguard	Nov. 17, 2010
32	(69-37)	vs. San Diego	Dec. 6, 2009
32	(82-50)	vs. Air Force	Feb. 17, 1996
32	(75-43)	at UC Davis	Dec. 23, 1981
31	(93-62)	vs. Saint Katherine College	Dec. 28, 2014
31	(96-65)	vs. High Point	Jan. 7, 2000
31	(75-44)	at Long Beach State	Jan. 13, 1983
31	(79-48)	vs. Oklahoma City	Nov. 27, 1981
31	(96-65)	vs. Portland State	Nov. 29, 1980
30	(85-55)	vs. Academy of Art	Nov. 30, 2011
30	(82-52)	vs. Utah	Dec. 3, 2011
30	(88-58)	vs. Cal Poly	Nov. 28, 1993
30	(77-47)	vs. UCSB	Feb. 17, 1983

(N): Indicates game played at neutral site
(X): Indicates result later vacated due to use of ineligible player

VS. TOP 25 TEAMS (UNDER TERRY)

Vs. Ranked Opponents [AP/USA TODAY]	Record
2011-12 (0)	*None*
2012-13 (5)	*L, 55-53 at No. RV/24 Texas [11/9/12]*
	L, 65-62 vs. No. 16/15 San Diego State [1/9/13]
	L, 72-45 at No. 25/25 New Mexico [1/12/13]
	L, 75-53 at No. RV/25 San Diego State [2/9/13]
	L, 54-48 vs. No. 19/18 New Mexico [2/13/13]
2013-14 (4)	*L, 66-49 vs. No. 16/16 Florida [12/21/13]*
	L, 68-60 at No. 10/11 San Diego State [1/15/14]
	L, 82-67 vs. No. 13/13 San Diego State [3/1/14]
	L, 93-77 vs. No. 20/20 New Mexico [3/13/14]
2014-15 (3)	*W, 59-57 vs. No. RV/25 San Diego State [1/3/15]*
	L, 70-65 (3OT) vs. No. 25/RV Wyoming [1/17/15]
	L, 80-57 at No. RV/24 Colorado State [2/1/15
2015-16 (3)	***L, 78-73 at No. 15/16 Oregon [11/30/15]***
	L, 85-72 at No. 13/12 Arizona [12/9/15]
	L, 80-69 vs. No. 13/14 Utah [3/17/16]
ALL-TIME VS. TOP 10	**0-1**
ALL-TIME VS. TOP 15	**0-6**
ALL-TIME VS. TOP 25	**1-14**

TERRY VS. THE COMPETITON

The following is a breakdown of Rodney Terry's head coaching record since arriving at Fresno State in 2011.

BOLD/CAPS Denotes 2016-17 Opponent

Conference Opponents	Record
AIR FORCE (MW)	**7-1**
BOISE STATE (MW)	**2-5 [3-6*]**
COLORADO STATE (MW)	**3-7**
Hawai'i (WAC)	0-2
Idaho (WAC)	1-1
Louisiana Tech (WAC)	0-2
NEVADA (WAC/MW)	**5-5 (0-2/5-3)**
NEW MEXICO (MW)	**2-6**
New Mexico State (WAC)	0-3
SAN DIEGO STATE [MW]	**3-6**
SAN JOSE STATE (WAC/MW)	**6-2 (1-1/5-1)**
UNLV (MW)	**5-3**
UTAH STATE (WAC/MW)	**5-2 (1-1/4-1)**
WYOMING (MW)	**5-3**
TOTALS (OVERALL)	***42-47***
TOTALS (VS. MW OPP AS MW TEAM)	***41-36***
TOTALS (IN MW LEAGUE PLAY)	***37-33***

** Fresno State played the 2011-12 season in the Western Athletic Conference*
** Fresno State moved to the Mountain West Conference, along with Nevada, starting with the 2012-13 season.*
** San Jose State and Utah State joined the MW for the 2013-14 season.*

Non-Conference Opponents	Record
Academy of Art University (NCAA DII)	1-0
Arizona	0-1
Arizona State	1-0
Bristol University (USCAA)	1-0
Boise State	1-1
CAL POLY	**4-2**
California	0-2
Colorado	0-2
CSU BAKERSFIELD	**3-1**
CSU Northridge	2-0
CSU San Marcos (NAIA)	1-0
Delaware State	1-0
DRAKE	**1-1**
East Carolina	0-1
Evansville	0-2
Florida	0-1
HOLY NAMES UNIVERSITY (NCAA DII)	**1-0**
Illinois State	1-0
LAMAR	**2-0**
Long Beach State	1-1
Manhattan	0-1
Marist	0-1
Marquette	0-1
Menlo College (NAIA)	1-0
North Dakota State	0-1
Northern Arizona	1-1
Old Dominion	1-0
OREGON	**0-3**
OREGON STATE	**1-0**
Pacific Union College (NAIA)	1-0
PACIFIC	**4-2**
Pepperdine	1-1
Pittsburgh	0-1
PRAIRIE VIEW A&M	**0-1**
Princeton	1-0
Rice	1-0
Saint Katherine College (NAIA)	1-0
San Diego Christian (NAIA)	2-0
San Francisco	1-0
Seattle University	1-0
Siena	1-2
Stanford	0-1
Sonoma State (NCAA DII)	1-0
Southern Illinois	0-1
Southern Methodist University	1-0
Texas	0-1
Texas Tech	0-1
The Master's College (NAIA)	1-0
UCLA	0-1
UC Irvine	2-1
UC Merced (NAIA)	1-0
UC Riverside	1-0
Utah	1-2
UTEP	1-0
UT-San Antonio	1-1
Washington State	0-1
TOTALS	**49-40**

Conferences	Record
American	0-1
Atlantic Coast	0-1
Big East	0-1
Big XII	0-2
Big Sky	1-1
Big West	12-4
California Collegiate (NCAA DII)	1-0
California Pacific (NAIA)	2-0
Conference-USA	5-0
Golden State (NAIA)	3-0
Great West (NAIA)	1-0
Independent (NCAA DI)	1-0
Independent (NAIA)	2-0
Independent (USCAA)	1-0
Ivy League	1-0
Metro Atlantic	1-4
Mid-Eastern Athletic	1-0
Missouri Valley	3-3
Mountain West	42-37 (41-36)
Pacific-12	3-13
Pacific West (NCAA DII)	2-0
Southeastern	0-1
Southwestern	0-1
Southland	2-1
Summitt League	0-1
West Coast	5-2
Western Athletic	6-13 (3-11)
TOTALS	**93-88**

Rodney Terry

Fresno State Head Coach

6th Season | st. edward's (1990)

Rodney Terry is in his sixth season as the 18th head coach in Fresno State men's basketball history and led the Bulldogs during their transition into the Mountain West - one of the nation's best and most competitive conferences.

Known as an outstanding recruiting and bench coach, Terry's resume includes coaching two national players of the year and 12 appearances in the NCAA tournament. Under Terry's tutelage, 13 players in the last decade have been selected in the NBA Draft, including nine first-round and five lottery picks (Kevin Durant, LaMarcus Aldridge, D.J. Augustin, T.J. Ford and Tristan Thompson).

Rodney Terry's Resume

2011-present	**Fresno State, Head Coach**
2002-11	Texas, Asst. Coach
2002	Richmond, Asst. Coach
1998-2002	UNC-Wilmington, Asst. Coach
1996-98	Baylor, Asst. Coach

During the 2015-16 season, Terry guided the Bulldogs to their first NCAA Tournament appearance in 15 seasons by winning the 2016 MW Basketball Tournament Championship and entered the Big Dance on a nine-game winning streak. Fresno State finished the season with a 25-10 record, including a 13-5 mark and a second place finish in conference play. He coached Marvelle Harris to MW Player of the Year honors as the senior guard became Fresno State's all-time leading scorer. The Bulldogs' 13 conference wins were the program's most since winning 13 conference games during the 2002-03 season. Fresno State also earned a No. 2 seed for the MW Basketball Championships, which was the program's best seed for a conference tournament since 2001. The 'Dogs closed the regular season by winning six consecutive games and eight of its last nine contests. Fresno State won 16 home games to set a new Save Mart Center record for most home wins in a single season and the Bulldogs' 16-2 home record (88.9 percent) led the Mountain West as the best home winning percentage in the league.

In 2014-15, Terry continued his ascension in conference with 10 league wins and posted wins over four of the 68 teams that reached the NCAA Tournament (Boise State, San Diego State, UC Irvine and Wyoming). With the win over then-No. 25 San Diego State, Terry guided the Bulldogs to the program's first victory over a team ranked in the top 25 since 2002. The 10 conference wins marked the third-straight season that Terry led the 'Dogs to more league victories than the previous season. He also coached junior guard Marvelle Harris to first-team All-Mountain West and All-Defensive team honors. Harris was the first Bulldog to earn first-team all-conference accolades since 2008.

In 2013-14, Terry led the Bulldogs to the program's first 20-win season and postseason appearance in seven years with Fresno State reaching the finals of the 16-team College Basketball Invitational. He coached guard/forward Paul Watson to Mountain West Freshman of the Year honors, along with two other all-conference selections in Harris and senior guard Tyler Johnson. In league play, he led Fresno State to a fifth-place finish and orchestrated the best turnaround in conference history by guiding the Bulldogs to a 9-9 record in MW play after starting the league slate 1-7. No MW team had started that 1-7 or 0-8 had ever won more than a total of four conference games. The Bulldogs closed the regular season by winning eight of their last ten games.

During the 2012-13 season, Fresno State scored a historic sweep of UNLV, including the program's first-ever road win over the Rebels, and handed Wyoming its second loss of the year after the Cowboys started 14-1. As a league, the MW earned the NCAA's best Ratings Performance Index and had five NCAA Tournament teams.

In his first season at Fresno State in 2011-12, the Bulldogs ranked third in the state of California in attendance playing in the 15,596-seat Save Mart Center to finish ahead of the Pac-12's Stanford, UCLA and USC. Terry instilled a relentless work ethic and passion in the Bulldogs' culture. He guided Fresno State to a series of fearless rallies highlighted by a road win at the Pac-12's Arizona State and a neutral site NIT Season Tip Off win over SMU.

Prior to joining the Bulldog family, Terry was a central architect of Rick Barnes' program at Texas for nine seasons and led the Longhorns to the NCAA Tournament in each of his nine seasons in Austin. This included a trip to the Final Four in 2003, the Elite Eight in both 2006 and 2008 and four Sweet Sixteen showings. Overall, the Longhorns posted a 232-80 (.744) record and produced 20-win seasons in all nine seasons of Terry's tenure. For seven weeks prior to coming to Texas, Terry served on Jerry Wainwright's staff at the University of Richmond after spending the previous four seasons under Wainwright at UNC-Wilmington. Prior to joining the staff at UNCW, Terry served two years as an assistant coach at Baylor (1996-98). He spent one season (1995-96) as the varsity coach at Angleton (Texas) High School and two years as the head coach at Somerville (Texas) High School. Terry posted a 15-13 mark at Angleton and a 49-21 overall record at Somerville, where he led the school to the Class 2A state semifinals in 1993-94. He also worked for two years (1991-93) as an assistant coach at Austin Bowie (Texas) High School. Terry started his coaching career as an assistant coach at his alma mater, St. Edward's University in Austin, Texas. He worked for one season (1990-91) at St. Edward's before moving on to his post at Bowie High. Terry graduated from St. Edward's University in 1990 with a bachelor's degree in business administration and a minor in physical education. During his collegiate career, he was a three-year starter at point guard and a three-time Academic All-Big State Conference selection. The Hilltoppers won the Big State Conference title during his freshman season in 1986-87, and he also served as team captain during his junior and senior campaigns.

Terry, a native of Angelton, Texas, was born on March 27, 1968.

Rodney Terry's Head Coaching Record

Year	Overall	Conf.	Home	Road	Neut.	Postseason
2011-12	13-20	3-11 WAC	9-5	3-12	1-3	---
2012-13	11-19	5-11 MW	6-8	5-10	0-1	---
2013-14	21-18	9-9 MW	13-6	7-10	1-2	CBI Runner-up
2014-15	15-17	10-8 MW	11-3	4-10	0-4	---
2015-16	25-10	13-5 MW	16-2	7-7	2-1	NCAA First Round
2016-17	8-4	0-0	5-1	3-3	0-0	---
TOTALS	**93-88**	**40-45 (37-33) MW**	**60-25**	**29-52**	**4-11**	---

Fresno State Coaching Staff

Jerry Wainwright
Associate Head Coach
3rd Season at FS
(2011-12, '15-present)

Byron Jones
Assistant Coach
6th Season at FS

Kenton Paulino
Assistant Coach
5th Season at FS

Nick Matson
Director of Basketball Operations
6th Season at FS

Johnny Olguin
Director of Strength & Conditioning
5th Season at FS

Andrew Ure
Athletic Trainer
2nd Season at FS

Brandon Wiesemann
Special Assistant
4th Season at FS

Mark Gisbertz
Graduate Assistant
6th Season at FS

BOX SCORES (ACTIVE ROSTER GAMES VS. NEW MEXICO)

Official Basketball Box Score -- Game Totals -- Final Statistics
Fresno State vs New Mexico
02/27/16 8:00 PM at Albuquerque, N.M.

Fresno State 92 • 20-9, 11-5 MW

##	Player		Total FG-FGA	3-Ptr FG-FGA	FT-FTA	Rebounds Off	Def	Tot	PF	TP	A	TO	Blk	Stl	Min
04	EDO, Karachi	f	4-7	0-0	4-5	2	6	8	4	12	0	1	1	0	27
13	RUSSO, Cullen	f	4-9	0-2	5-6	1	5	6	4	13	2	1	2	4	29
00	LEWIS, Julien	g	8-11	5-6	0-0	0	2	2	1	21	2	2	0	2	36
12	GUERRERO, Cezar	g	0-0	0-0	0-0	0	0	0	1	0	0	1	0	1	12
23	HARRIS, Marvelle	g	10-22	1-6	11-17	0	3	3	3	32	10	0	2	3	40
03	WATSON, Paul		0-1	0-1	0-0	0	0	0	0	0	0	0	0	0	3
05	TAYLOR, Jahmel		3-7	3-7	0-0	1	1	2	3	9	1	0	0	2	30
15	ELLISON, Lionel		0-0	0-0	0-0	0	0	0	0	0	0	0	0	0	3
20	BITTNER, Sam		1-2	1-2	0-0	0	2	2	2	3	1	0	0	0	8
34	CARTER, Terrell		0-1	0-0	2-2	0	1	1	4	2	0	1	0	0	12
	Team					1	0	1				1			
	Totals		30-60	10-24	22-30	5	20	25	22	92	16	7	5	12	200

FG % 1st Half: 15-30 50.0% 2nd half: 15-30 50.0% Game: 30-60 50.0%
3FG % 1st Half: 3-11 27.3% 2nd half: 7-13 53.8% Game: 10-24 41.7%
FT % 1st Half: 8-12 66.7% 2nd half: 14-18 77.8% Game: 22-30 73.3%

Deadball Rebounds 5

New Mexico 82 • 16-13, 9-7 MW

##	Player		Total FG-FGA	3-Ptr FG-FGA	FT-FTA	Rebounds Off	Def	Tot	PF	TP	A	TO	Blk	Stl	Min
20	LOGWOOD, Sam	f	2-6	1-2	0-0	0	1	1	1	5	2	1	0	1	29
32	WILLIAMS, Tim	f	7-9	0-0	4-8	1	5	6	4	18	0	4	1	1	35
11	AGET, Obij	c	1-2	0-0	1-2	2	1	3	4	3	0	0	0	0	11
01	NEAL, Cullen	g	2-6	0-2	5-6	1	4	5	5	9	2	3	0	0	38
04	BROWN, Elijah	g	13-23	5-7	10-13	2	9	11	2	41	6	6	0	1	39
14	KUIPER, Dane		0-1	0-0	0-0	0	0	0	2	0	1	0	0	0	11
21	ADAMS, Xavier		2-4	0-1	0-0	0	1	1	3	4	1	2	0	0	13
23	FURSTINGER, Joe		1-1	0-0	0-0	1	3	4	1	2	2	1	0	0	20
25	JACOBS, Tim		0-0	0-0	0-0	0	1	1	0	0	1	1	0	0	4
	Team					1	1	2							
	Totals		28-52	6-12	20-29	8	26	34	22	82	15	18	1	3	200

FG % 1st Half: 15-24 62.5% 2nd half: 13-28 46.4% Game: 28-52 53.8%
3FG % 1st Half: 2-3 66.7% 2nd half: 4-9 44.4% Game: 6-12 50.0%
FT % 1st Half: 11-12 91.7% 2nd half: 9-17 52.9% Game: 20-29 69.0%

Deadball Rebounds 5,2

Officials: Tommy Nunez, Shawn Lehigh, DG Nelson
Technical fouls: Fresno State-None. New Mexico-None.
Attendance: 13546

Score by periods	1st	2nd	Total
Fresno State	41	51	**92**
New Mexico	43	39	**82**

Points	In Paint	Off T/O	2nd Chance	Fast Break	Bench
FS	36	24	7	12	14
NM	40	12	16	13	6

Last FG - FS 2nd-00:59, NM 2nd-00:46.
Largest lead - FS by 11 2nd-02:58, NM by 13 1st-11:27.
FS led for 18:14. NM led for 19:42. Game was tied for 01:41.

Score tied - 3 times.
Lead changed - 8 times.

Official Basketball Box Score -- Game Totals -- Final Statistics
New Mexico vs Fresno State
01/02/16 6:30 p.m. PT at Save Mart Center --- Fresno, Calif.

New Mexico 77 • 9-6 (2-0 MW)

##	Player		Total FG-FGA	3-Ptr FG-FGA	FT-FTA	Rebounds Off	Def	Tot	PF	TP	A	TO	Blk	Stl	Min
20	LOGWOOD, Sam	f	3-6	0-0	0-0	0	4	4	3	6	2	1	0	1	23
32	WILLIAMS, Tim	f	4-7	0-0	5-8	3	6	9	3	13	2	2	2	1	37
11	AGET, Obij	c	5-8	0-0	0-0	2	8	10	4	10	1	1	3	0	30
01	NEAL, Cullen	g	7-14	4-9	8-10	1	4	5	3	26	3	5	0	1	35
04	BROWN, Elijah	g	2-4	1-3	7-7	0	3	3	3	12	3	6	0	0	25
03	HUNTER, Jordan		1-2	1-1	0-0	1	2	3	0	3	1	2	0	1	10
21	ADAMS, Xavier		1-2	0-1	1-2	0	0	0	2	3	2	3	2	2	14
23	FURSTINGER, Joe		0-1	0-0	0-0	0	0	0	0	0	0	1	0	1	5
25	JACOBS, Tim		2-3	0-0	0-0	0	2	2	2	4	0	2	0	1	16
31	MATHIS, Anthony		0-0	0-0	0-0	0	1	1	2	0	0	1	0	1	5
	Team					1	1	2							
	Totals		25-47	6-14	21-27	8	31	39	22	77	14	24	7	9	200

FG % 1st Half: 14-28 50.0% 2nd half: 11-19 57.9% Game: 25-47 53.2%
3FG % 1st Half: 4-7 57.1% 2nd half: 2-7 28.6% Game: 6-14 42.9%
FT % 1st Half: 12-15 80.0% 2nd half: 9-12 75.0% Game: 21-27 77.8%

Deadball Rebounds 4

Fresno State 62 • 10-5 (1-1 MW)

##	Player		Total FG-FGA	3-Ptr FG-FGA	FT-FTA	Rebounds Off	Def	Tot	PF	TP	A	TO	Blk	Stl	Min
03	WATSON, Paul	f	2-6	0-1	0-0	2	1	3	0	4	0	1	1	1	25
04	EDO, Karachi	f	4-7	0-0	3-10	6	5	11	3	11	0	0	4	2	25
24	JONES, Torren	f	2-8	0-0	2-3	4	3	7	1	6	0	3	0	0	31
12	GUERRERO, Cezar	g	1-8	0-5	0-0	1	0	1	3	2	4	3	0	1	21
23	HARRIS, Marvelle	g	5-19	1-8	4-6	1	3	4	4	15	2	1	0	3	38
00	LEWIS, Julien		6-8	0-1	0-0	1	2	3	5	12	1	2	2	3	20
05	TAYLOR, Jahmel		0-3	0-2	0-0	0	0	0	3	0	0	0	0	0	10
13	RUSSO, Cullen		6-11	0-1	0-0	3	1	4	2	12	0	3	0	5	20
15	ELLISON, Lionel		0-1	0-0	0-0	0	0	0	0	0	0	1	0	0	6
34	CARTER, Terrell		0-1	0-0	0-0	0	0	0	2	0	0	0	0	1	4
	Team					3	1	4							
	Totals		26-72	1-18	9-19	21	16	37	23	62	7	14	7	16	200

FG % 1st Half: 11-32 34.4% 2nd half: 15-40 37.5% Game: 26-72 36.1%
3FG % 1st Half: 1-8 12.5% 2nd half: 0-10 0.0% Game: 1-18 5.6%
FT % 1st Half: 4-7 57.1% 2nd half: 5-12 41.7% Game: 9-19 47.4%

Deadball Rebounds 4

Officials: Mike Reed, Mike Scyphers, Joe Stigliano
Technical fouls: New Mexico-None. Fresno State-TAYLOR, Jahmel.
Attendance: 6881

Score by periods	1st	2nd	Total
New Mexico	44	33	**77**
Fresno State	27	35	**62**

Points	In Paint	Off T/O	2nd Chance	Fast Break	Bench
NM	32	17	10	11	10
FS	42	31	22	20	24

Last FG - NM 2nd-00:32, FS 2nd-00:41.
Largest lead - NM by 24 2nd-11:21, FS None.
NM led for 39:03. FS led for 00:00. Game was tied for 00:57.

Score tied - 1 time.
Lead changed - 0 times.

Official Basketball Box Score -- Game Totals -- Final Statistics
New Mexico vs Fresno State
02/28/15 7:00 p.m. PT at Save Mart Center --- Fresno, Calif.

New Mexico 55 • 14-15 (6-11 MW)

##	Player		Total FG-FGA	3-Ptr FG-FGA	FT-FTA	Rebounds Off	Def	Tot	PF	TP	A	TO	Blk	Stl	Min
20	LOGWOOD, Sam	f	1-7	0-1	1-2	1	3	4	3	3	1	0	0	0	25
11	AGET, Obij	c	4-9	0-0	5-5	4	8	12	5	13	1	1	4	0	38
03	GREENWOOD, Hugh	g	1-7	1-4	0-0	0	2	2	1	3	3	5	0	3	35
21	ADAMS, Xavier	g	4-4	0-0	0-2	1	3	4	1	8	2	2	0	0	16
33	DELANEY, Deshawn	g	6-14	0-2	3-5	1	4	5	2	15	3	3	0	2	34
00	N'GANGA, J.J.		0-2	0-0	0-0	0	0	0	1	0	0	1	0	0	2
05	EDWARDS, Arthur		1-3	0-1	0-0	0	0	0	3	2	0	0	0	0	6
12	WILLIAMS, Devon		2-3	0-0	1-2	0	3	3	2	5	0	0	0	0	21
23	FURSTINGER, Joe		1-1	0-0	0-0	0	0	0	2	2	0	0	0	1	3
25	JACOBS, Tim		2-3	0-0	0-0	0	0	0	2	4	2	1	0	0	20
	Team					3	1	4				1			
	Totals		22-53	1-8	10-16	10	24	34	22	55	12	14	4	6	200

FG % 1st Half: 11-29 37.9% 2nd half: 11-24 45.8% Game: 22-53 41.5%
3FG % 1st Half: 0-3 0.0% 2nd half: 1-5 20.0% Game: 1-8 12.5%
FT % 1st Half: 3-4 75.0% 2nd half: 7-12 58.3% Game: 10-16 62.5%

Deadball Rebounds 1

Fresno State 59 • 14-15 (9-7 MW)

##	Player		Total FG-FGA	3-Ptr FG-FGA	FT-FTA	Rebounds Off	Def	Tot	PF	TP	A	TO	Blk	Stl	Min
04	EDO, Karachi	f	2-2	0-0	0-0	0	1	1	1	4	1	2	0	0	14
22	WATSON, Paul	f	4-8	2-4	0-2	2	10	12	2	10	0	1	0	4	37
03	GUERRERO, Cezar	g	2-4	0-1	2-3	0	4	4	2	6	6	1	0	1	24
14	LEWIS, Julien	g	3-8	0-1	2-3	0	5	5	3	8	2	2	0	0	36
23	HARRIS, Marvelle	g	5-11	1-3	3-4	0	3	3	3	14	4	4	0	1	34
00	OWOOTOAH, Emmanue		0-2	0-1	1-2	0	1	1	3	1	1	0	0	1	16
01	TAYLOR, Darnell		3-3	0-0	0-0	0	0	0	0	6	0	0	0	0	10
10	DAVIS, Alex		3-4	0-0	4-7	0	2	2	3	10	0	2	2	0	29
	Team					0	0	0							
	Totals		22-42	3-10	12-21	2	26	28	17	59	14	12	2	7	200

FG % 1st Half: 13-26 50.0% 2nd half: 9-16 56.3% Game: 22-42 52.4%
3FG % 1st Half: 2-9 22.2% 2nd half: 1-1 100.0 Game: 3-10 30.0%
FT % 1st Half: 4-5 80.0% 2nd half: 8-16 50.0% Game: 12-21 57.1%

Deadball Rebounds 3

Officials: Mike Scyphers, Shawn Lehigh, Bill Vinovich
Technical fouls: New Mexico-None. Fresno State-None.
Attendance: 8310

Score by periods	1st	2nd	Total
New Mexico	25	30	**55**
Fresno State	32	27	**59**

Points	In Paint	Off T/O	2nd Chance	Fast Break	Bench
NM	32	9	13	2	13
FS	34	21	2	10	17

Last FG - NM 2nd-00:09, FS 2nd-04:33.
Largest lead - NM None, FS by 22 1st-07:31.
NM led for 00:00. FS led for 38:57. Game was tied for 01:02.

Score tied - 0 times.
Lead changed - 0 times.

Official Basketball Box Score -- Game Totals -- Final Statistics
Fresno State vs New Mexico
12/31/14 5:00 pm at WisePies Arena/The Pit

Fresno State 64 • 5-9 (0-1 MW)

##	Player		Total FG-FGA	3-Ptr FG-FGA	FT-FTA	Rebounds Off	Def	Tot	PF	TP	A	TO	Blk	Stl	Min
04	EDO, Karachi	f	5-7	0-0	1-1	2	2	4	2	11	1	0	2	0	28
10	DAVIS, Alex	f	1-3	0-0	2-2	4	4	8	3	4	0	1	1	1	30
00	OWOOTOAH, Emmanue	g	1-4	1-3	1-2	0	1	1	5	4	2	0	0	0	23
14	LEWIS, Julien	g	5-17	2-6	2-2	4	2	6	4	14	2	3	0	1	28
22	WATSON, Paul	g	3-9	3-8	3-3	0	3	3	3	12	2	2	1	2	40-
01	TAYLOR, Darnell		0-3	0-2	0-0	0	1	1	3	0	4	1	0	1	15
23	HARRIS, Marvelle		7-14	3-7	2-3	0	1	1	4	19	2	4	0	2	33
34	CARTER, Terrell		0-0	0-0	0-0	0	1	1	2	0	0	0	0	0	3
	Team					0	0	0							
	Totals		22-57	9-26	11-13	10	15	25	26	64	13	11	4	7	200

FG % 1st Half: 11-28 39.3% 2nd half: 11-29 37.9% Game: 22-57 38.6%
3FG % 1st Half: 6-13 46.2% 2nd half: 3-13 23.1% Game: 9-26 34.6%
FT % 1st Half: 1-1 100.0 2nd half: 10-12 83.3% Game: 11-13 84.6%

Deadball Rebounds 2

New Mexico 76 • 9-4 (1-0 MW)

##	Player		Total FG-FGA	3-Ptr FG-FGA	FT-FTA	Rebounds Off	Def	Tot	PF	TP	A	TO	Blk	Stl	Min
12	WILLIAMS, Devon	f	4-7	1-1	1-2	2	2	4	0	10	2	3	1	3	27
11	AGET, Obij	c	4-6	0-0	0-0	1	5	6	5	8	0	3	0	0	24
03	GREENWOOD, Hugh	g	4-6	3-5	5-6	0	5	5	2	16	5	2	0	1	34
21	ADAMS, Xavier	g	3-4	2-2	0-0	1	0	1	0	8	1	2	0	1	23
25	JACOBS, Tim	g	0-1	0-0	5-8	0	3	3	3	5	4	1	0	0	26
00	N'GANGA, J.J.		1-2	0-0	4-5	0	1	1	0	6	0	1	0	0	15
20	LOGWOOD, Sam		1-2	0-0	3-4	2	1	3	1	5	0	0	0	0	11
23	FURSTINGER, Joe		2-3	0-0	2-4	1	1	2	0	6	3	0	1	0	13
33	DELANEY, Deshawn		4-8	2-2	2-4	0	5	5	2	12	2	1	2	1	27
	Team					1	0	1							
	Totals		23-39	8-10	22-33	8	23	31	13	76	17	13	4	6	200

FG % 1st Half: 14-27 51.9% 2nd half: 9-12 75.0% Game: 23-39 59.0%
3FG % 1st Half: 4-5 80.0% 2nd half: 4-5 80.0% Game: 8-10 80.0%
FT % 1st Half: 4-5 80.0% 2nd half: 18-28 64.3% Game: 22-33 66.7%

Deadball Rebounds 4,2

Officials: David Hall, Mark Whitehead, Gerry Pollard
Technical fouls: Fresno State-None. New Mexico-None.
Attendance: 14478

Score by periods	1st	2nd	Total
Fresno State	29	35	**64**
New Mexico	36	40	**76**

Points	In Paint	Off T/O	2nd Chance	Fast Break	Bench
FS	20	17	13	6	19
NM	26	10	14	9	29

Last FG - FS 2nd-00:22, NM 2nd-04:08.
Largest lead - FS by 4 1st-13:27, NM by 16 2nd-12:04.
FS led for 03:36. NM led for 35:09. Game was tied for 01:10.

Score tied - 1 time.
Lead changed - 4 times.

BOX SCORES (ACTIVE ROSTER GAMES VS. NEW MEXICO)

Official Basketball Box Score -- Game Totals -- Final Statistics
Fresno State vs New Mexico
03/14/14 6:00 pm at Las Vegas, Nev. (Thomas & Mack Center)

Fresno State 77 • 17-16

##	Player		Total FG-FGA	3-Ptr FG-FGA	FT-FTA	Rebounds Off	Def	Tot	PF	TP	A	TO	Blk	Stl	Min
10	DAVIS, Alex	f	6-10	0-0	5-9	1	2	3	3	17	3	1	2	0	34
01	JOHNSON, Tyler	g	1-7	0-3	0-0	1	2	3	2	2	2	1	0	1	36
03	GUERRERO, Cezar	g	2-11	0-7	2-2	1	3	4	3	6	5	2	0	0	27
22	WATSON, Paul	g	6-13	4-8	0-0	1	4	5	4	16	0	0	0	1	28
23	HARRIS, Marvelle	g	4-11	1-4	4-4	1	3	4	2	13	4	1	0	1	34
04	EDO, Karachi		1-2	0-0	1-2	0	0	0	5	3	0	1	1	0	8
05	GIDDINGS, Tanner		1-2	0-0	0-0	0	0	0	1	2	1	0	0	0	10
55	HUDDLESTON, Allen		4-7	3-5	7-11	2	0	2	3	18	2	2	0	2	23
	Team					3	1	4							
	Totals		25-63	8-27	19-28	10	15	25	23	77	17	8	3	5	200

FG % 1st Half: 11-31 35.5% 2nd half: 14-32 43.8% Game: 25-63 39.7%
3FG % 1st Half: 2-10 20.0% 2nd half: 6-17 35.3% Game: 8-27 29.6%
FT % 1st Half: 11-15 73.3% 2nd half: 8-13 61.5% Game: 19-28 67.9%

Deadball Rebounds 5

New Mexico 93 • 25-6

##	Player		Total FG-FGA	3-Ptr FG-FGA	FT-FTA	Rebounds Off	Def	Tot	PF	TP	A	TO	Blk	Stl	Min
41	BAIRSTOW, Cameron	f	7-14	0-0	7-9	2	8	10	3	21	1	2	3	0	30
53	KIRK, Alex	c	7-11	0-2	7-8	0	6	6	3	21	0	4	1	0	32
03	GREENWOOD, Hugh	g	2-4	1-3	3-4	3	5	8	4	8	3	0	1	0	30
10	WILLIAMS, Kendall	g	5-12	1-5	6-7	2	4	6	2	17	9	3	1	0	35
33	DELANEY, Deshawn	g	2-2	0-0	5-6	0	4	4	2	9	2	3	0	2	18
01	THOMAS, Cleveland		2-2	1-1	1-1	0	2	2	1	6	2	0	0	0	17
11	AGET, Obij		1-1	0-0	0-0	0	0	0	3	2	0	0	0	0	4
13	NEAL, Cullen		2-4	1-3	2-3	0	1	1	2	7	4	2	0	2	29
22	LINDSAY, Merv		1-1	0-0	0-0	1	0	1	1	2	0	0	0	0	5
	Team					1	1	2							
	Totals		29-51	4-14	31-38	9	31	40	21	93	21	14	6	4	200

FG % 1st Half: 15-28 53.6% 2nd half: 14-23 60.9% Game: 29-51 56.9%
3FG % 1st Half: 4-10 40.0% 2nd half: 0-4 0.0% Game: 4-14 28.6%
FT % 1st Half: 15-18 83.3% 2nd half: 16-20 80.0% Game: 31-38 81.6%

Deadball Rebounds 5,1

Officials: Eric Curry, Michael Irving, K.C. Ely
Technical fouls: Fresno State-EDO, Karachi. New Mexico-None.
Attendance: 10645
No. 2 seed New Mexico vs. No. 7 seed Fresno State
2014 Reese's Mountain West Men's Championship Quarterfinal Round
Winner advances to Friday's semifinals at 8:30PM
Flagrant Foul 1 - Huddleston (FS) 3:43 1st Half

Score by periods	1st	2nd	Total
Fresno State	35	42	**77**
New Mexico	49	44	**93**

Points	In Paint	Off T/O	2nd Chance	Fast Break	Bench
FS	20	15	5	6	23
NM	42	9	14	14	17

Last FG - FS 2nd-01:26, NM 2nd-00:23.
Largest lead - FS None, NM by 19 2nd-08:16.
FS led for 00:00. NM led for 38:31. Game was tied for 01:24.

Score tied - 0 times.
Lead changed - 0 times.

Official Basketball Box Score -- Game Totals -- Final Statistics
New Mexico vs Fresno State
01/18/14 4 p.m. PT at Save Mart Center --- Fresno, Calif.

New Mexico 89 • 13-4 (4-1 MW)

##	Player		Total FG-FGA	3-Ptr FG-FGA	FT-FTA	Rebounds Off	Def	Tot	PF	TP	A	TO	Blk	Stl	Min
41	BAIRSTOW, Cameron	f	4-8	0-0	14-19	5	3	8	5	22	1	3	1	0	33
53	KIRK, Alex	c	5-8	0-1	2-6	1	6	7	4	12	1	3	2	0	27
03	GREENWOOD, Hugh	g	3-6	2-4	0-0	0	4	4	5	8	2	0	0	0	26
10	WILLIAMS, Kendall	g	3-8	2-5	5-5	0	5	5	2	13	3	3	0	2	35
33	DELANEY, Deshawn	g	1-3	0-2	1-2	1	4	5	3	3	5	1	0	0	26
01	THOMAS, Cleveland		2-4	2-4	4-5	0	1	1	1	10	0	0	0	0	12
11	AGET, Obij		1-1	0-0	0-0	1	2	3	0	2	1	0	0	1	13
13	NEAL, Cullen		6-10	2-6	3-4	1	1	2	2	17	1	3	0	1	22
23	BANYARD, Nick		1-1	0-0	0-0	0	0	0	3	2	0	1	0	0	6
	Team					0	0	0							
	Totals		26-49	8-22	29-41	9	26	35	25	89	14	14	3	4	200

FG % 1st Half: 13-30 43.3% 2nd half: 13-19 68.4% Game: 26-49 53.1%
3FG % 1st Half: 3-14 21.4% 2nd half: 5-8 62.5% Game: 8-22 36.4%
FT % 1st Half: 3-3 100.0 2nd half: 26-38 68.4% Game: 29-41 70.7%

Deadball Rebounds 6

Fresno State 78 • 8-11 (1-5 MW)

##	Player		Total FG-FGA	3-Ptr FG-FGA	FT-FTA	Rebounds Off	Def	Tot	PF	TP	A	TO	Blk	Stl	Min
04	EDO, Karachi	f	2-3	0-0	2-3	2	2	4	4	6	0	0	0	0	18
22	WATSON, Paul	f	3-9	3-5	3-4	2	6	8	5	12	0	1	1	0	29
01	JOHNSON, Tyler	g	4-9	1-3	7-8	1	3	4	3	16	2	2	0	1	35
03	GUERRERO, Cezar	g	5-15	3-9	2-2	1	3	4	2	15	3	2	0	2	34
23	HARRIS, Marvelle	g	4-14	1-5	6-8	1	1	2	4	15	3	2	0	0	35
05	GIDDINGS, Tanner		2-5	0-1	0-0	2	1	3	3	4	0	0	0	0	13
10	DAVIS, Alex		1-2	0-0	1-2	4	1	5	5	3	1	2	0	2	22
55	HUDDLESTON, Allen		1-3	0-2	5-6	0	2	2	1	7	0	3	0	2	14
	Team					3	0	3				1			
	Totals		22-60	8-25	26-33	16	19	35	27	78	9	13	1	7	200

FG % 1st Half: 10-25 40.0% 2nd half: 12-35 34.3% Game: 22-60 36.7%
3FG % 1st Half: 5-11 45.5% 2nd half: 3-14 21.4% Game: 8-25 32.0%
FT % 1st Half: 2-2 100.0 2nd half: 24-31 77.4% Game: 26-33 78.8%

Deadball Rebounds 4

Officials: Bob Staffen, Randy Heimerman, Brent Meaux
Technical fouls: New Mexico-None. Fresno State-None.
Attendance: 6499

Score by periods	1st	2nd	Total
New Mexico	32	57	**89**
Fresno State	27	51	**78**

Points	In Paint	Off T/O	2nd Chance	Fast Break	Bench
NM	20	16	15	4	31
FS	16	19	17	8	14

Last FG - NM 2nd-02:17, FS 2nd-01:04.
Largest lead - NM by 18 2nd-07:36, FS by 4 1st-15:35.

Score tied - 1 time.
Lead changed - 6 times.

CAREER STATISTICS VS. NEW MEXICO

PAUL WATSON (9.0 PPG • 5.2 RPG • 1.3 SPG)

- 1/18/14: 12 pts / 3-9 FG / 3-5 3FG / 3-4 FT / 8 rebounds / 1 block
- 3/14/14: 16 pts / 6-13 FG / 4-8 3FG / 0-0 FT / 5 rebounds / 1 steal
- 12/31/14: 12 pts / 3-9 FG / 3-8 3FG / 3-3 FT / 3 rebounds / 2 assists / 1 block / 2 steals
- 2/28/15: 10 pts / 4-8 FG / 2-4 3FG / 0-2 FT / 12 rebounds / 4 steals
- 1/2/16: 4 pts / 2-6 FG / 0-1 3FG / 0-0 FT / 3 rebounds / 1 block / 1 steal
- 2/27/16: 0 pts / 0-1 FG / 0-1 3FG / 0-0 FT (Note: Played 3 minutes)

KARACHI EDO (7.8 PPG • 4.7 RPG • 1.3 BPG)

- 1/18/14: 6 pts / 2-3 FG / 2-3 FT / 4 rebounds
- 3/14/14: 3 pts / 1-2 FG / 1-2 FT / 1 block
- 12/31/14: 11 pts / 5-7 FG / 1-1 FT / 4 rebounds / 1 assist / 2 blocks
- 2/28/15: 4 pts / 2-2 FG / 0-0 FT / 1 rebound / 1 assist
- 1/2/16: 11 pts / 4-7 FG / 3-10 FT / 11 rebounds / 4 blocks / 2 steals
- 2/27/16: 12 pts / 4-7 FG / 4-5 FT / 8 rebounds / 1 block

TERRELL CARTER II (0.7 PPG • 0.7 RPG • 0.3 SPG)

- 12/31/14: 0 pts / 0-0 FG / 0-0 FT / 1 rebound (Note: Played 3 minutes)
- 2/28/15: Did not play
- 1/2/16: 0 pts / 0-1 FG / 0-0 FT / 1 steal (Note: Played 4 minutes)
- 2/27/16: 2 pts / 0-1 FG / 2-2 FT / 1 rebound (Note: Played 12 minutes)

CULLEN RUSSO (12.5 PPG • 5.0 RPG • 4.5 SPG • 1.0 APG • 1.0 BPG)

- 1/2/16: 12 pts / 6-11 FG / 0-1 3FG / 0-0 FT / 4 rebounds / 5 steals
- 2/27/16: 13 pts / 4-9 FG / 0-2 3FG / 5-6 FT / 6 rebounds / 2 assists / 2 blocks / 4 steals

JAHMEL TAYLOR (4.5 PPG • 1.0 RPG • 1.0 SPG • 0.5 APG)

- 1/2/16: 0 pts / 0-3 FG / 0-2 3FG / 0-0 FT (Note: Played 10 minutes)
- 2/27/16: 9 pts / 3-7 FG / 3-7 3FG / 0-0 FT / 2 rebounds / 1 assist / 2 steals

LAST MEETING

Fresno State earned a 92-82 road victory over the New Mexico Lobos on Feb. 27, 2016.

Bulldogs' guard Marvelle Harris scored 32 points and had a career-high 10 assists with no turnovers, three rebounds, three steals and two blocks to lead four Fresno State players in double figures. Fresno State's Julien Lewis added a season-high 21 points on a career-best five 3-pointers while Cullen Russo had 13 and Karachi Edo went for 12 points and eight rebounds.

Fresno State opened the game on a 7-0 run before withstanding a 22-2 UNM surge for a 22-9 lead for the Lobos. The Bulldogs erased that 13-point first-half deficit with disciplined defense and an aggressive offensive attack.

With the score knotted at 61-61 with 10:22 remaining in the second half, Harris scored six straight points and Terrell Carter III added two free throws during an 8-0 run, which gave Fresno State a 69-62 lead with 8:20 left in the game and the Bulldogs never relinquished control down the stretch.

New Mexico got a career-high 41 points and 11 rebounds from Elijah Brown, and Tim Williams added 18 points for the Lobos.

14

RYAN BEDDEO G

6-2 | 185 | Fr. | 1st Year at Fresno State
Valencia, Calif. (Brewster Academy)

PRONOUNCED: BED-OH

HIGH SCHOOL: Attended West Ranch High School … a four-year varsity letter winner … led West Ranch to two Foothill League titles … averaged 24 points per game as a senior … three-time all-league awardee … named team captain two consecutive years … finished his prep career as the single season scoring record and all-time assists leader at West Ranch … during the second half of his senior year, prepped at Brewster Academy … contributed to a league title at Brewster Academy and made a run in the national tournament … earned all-league honors.

PERSONAL: Parents are Walt and Coleen Beddeo … has one older sister, Lauren … favorite athlete is Michael Phelps … enjoys watching a variety of sports … biggest athletic thrill was winning back-to-back league titles in high school … most admires his parents because they have always pushed him and believed in him …. Beddeo chose Fresno State because of the coaching staff and the rising program is something he wanted to be a part of … also received offers from San Jose State and West Point.

20

SAM BITTNER G

6-6 | 200 | So. | 2nd Year at Fresno State
Las Vegas, Nev. (Trinity International HS)

2015-16 (FRESHMAN): Played in 18 games with four starts ... on the season, he averaged 1.1 points and 0.9 rebounds per game ... logged a total of 165 minutes for an average of 9.2 minutes per game ... posted a total of 19 points, 17 rebounds, and three steals ... scored season-high nine points while shooting 50 percent (3-for-6) from beyond the 3-point line in the Bulldogs' road game against Nevada on Feb. 13, 2016 ... earned team's Level 5 Student Athlete of the Year Award.

HIGH SCHOOL: MVP during junior and senior years ... team captain during sophomore, junior and senior years ... National Christian School Athletic Association (NCSAA) runner-up during senior year ... 4.0 GPA ... named valedictorian ... National Honor Society (NHS) vice president.

PERSONAL: Parents are Kelly and Chad Bittner ... has three siblings, two younger brothers, Ben and Max, and one older sister, Katie ... favorite athlete is Muhammad Ali because Bittner believes Ali had the greatest will, skill and promotion ... also recruited out of high school by UC Irvine, UC Davis, Portland State and University of Texas - Pan American.



22

OUNTAE CAMPBELL G

6-4 | 195 | So. | 2nd Year at Fresno State
Los Angeles, Calif. (Brentwood HS)

PRONOUNCED: ON-TAY

2015-16 (FRESHMAN): Played in seven games ... logged a total of 12 minutes for an average of 1.7 minutes per game ... posted a total of two points and three rebounds ... slammed down a dunk in the Bulldogs' 71-52 win over Pacific on Dec. 12, 2015.

HIGH SCHOOL: CIF All Division V Team … named first-team All-Alpha League … team captain … had 13.5 points per game, 3.5 steals per game, and seven rebounds per game.

34

TERRELL CARTER II C

6-10 | 290 | Jr. | 3rd Year at Fresno State
Los Angeles, Calif. (Redondo Union HS)

2015-16 (SOPHOMORE): Played in 29 games with four starts … on the season, he averaged 3.9 points and 2.4 rebounds per game … logged a total of 300 minutes for an average of 10.3 minutes per game … posted a total of 112 points, 69 rebounds, eight blocks, six assists and six steals … recorded a career-high 14 points with a season-best eight rebounds in the Bulldogs' 111-104 double overtime win over UNLV on Feb. 6, 2016 … scored 13 points in the Bulldogs' 95-82 win at UNLV in the Mountain West quarterfinals on March 10, 2016 … scored at least 12 points in four games … converted 59.2 percent (45-for-76) of his field goal attempts and 71.0 percent (22-for-31) of his free throw attempts … earned team's Level 5 Bulldog of the Year Award, which recognized Carter's championship level attitude and charisma.

2014-15 (FRESHMAN): Played in 18 games with three starts ... on the season, he averaged 3.6 points and 2.0 rebounds per game ... logged a total of 196 minutes for an average of 10.9 minutes per game ... posted a total of 64 points, 36 rebounds and four blocks ... scored a season-high nine points twice ... posted season-best eight rebounds in win over Saint Katherine College on Dec. 28, 2014 ... pulled down a key late rebound as he notched six points and three rebounds in the Bulldogs' 63-61 road win at Bakersfield on Dec. 6, 2014.

HIGH SCHOOL: Starred at Redondo Union High School in Redondo Beach, Calif. ... was honored as the Daily Breeze Newcomer of the Year, a first-team All-CIF selection and the Most Valuable Player in the Bay League ... averaged 13.5 points and 11.5 rebounds for RUHS.

4

KARACHI EDO F

6-6 | 235 | Sr. | 4th Year at Fresno State
Dallas, Texas (Berkner HS)

PRONOUNCED: CAH-RAH-CHEE EHH-DOUGH

ACCOLADES:
• 2016 Mountain West All-Tournament Team

2015-16 (JUNIOR): Named to the 2016 Mountain West All-Tournament team as the Bulldogs won the 2016 MW Tournament championship ... played in 32 games with 30 starts ... on the season, he averaged 10.1 points and 6.3 rebounds per game ... logged a total of 785 minutes averaging 24.5 minutes per game ... posted a total of 322 points, 202 rebounds, 52 blocks and 12 steals... scored season-high 15 points twice ... posted at least 10 points in 21 games ... pulled down at least 10 rebounds in six games ... recorded six double-doubles on the season ... made 100 percent (5-for-5) of his field goal attempts in the Bulldogs' 64-63 win over Air Force on Feb. 24, 2016 ... posted 14 points and three blocks in the Bulldogs' NCAA Tournament appearance against third-seeded Utah.

2014-15 (SOPHOMORE): One of five Bulldogs to play in all 32 games, also earned 20 starts ... on the season, he averaged 8.0 points, 4.3 rebounds and 1.3 blocks ... logged a total of 716 minutes for an average of 22.4 minutes per game ... posted a total of 257 points, 136 rebounds (including team-best 66 offensive rebounds) ... led the team in field goal shooting (93-for-165, 56.4 percent) and went 71-for-105 (67.6 percent) at the free throw line ... ranked seventh (season) at 1.3 bpg and 10th (conference games only) at 1.1 bpg in the MW in blocked shots ... tallied 12 games with at least 10 points and two double-doubles, including a season-best 21 points and 10 rebounds in the Bulldogs' 72-63 win over UC Irvine, who went on to win the Big West Tournament and nearly upset Louisville in the NCAA Tournament ... started 10 of the Bulldogs' last 11 games of the season.

2013-14 (FRESHMAN): Played in 39 games, earning eight starts ... on the season, he averaged 4.0 points, 3.3 rebounds and 0.8 blocks per game ... led the team with a 49.6 percent field goal percentage (63-for-127) ... finished second on the team in blocked shots (32) ... scored 10 or more points in four non-conference games ... scored a season-high 13 points in Bulldogs' 104-43 win over UC Merced on Dec. 28, 2013 ... recorded his first career double-double (10 points/10 rebounds) in 92-59 win over San Diego Christian College on Nov. 25, 2013 ... scored nine points and grabbed four rebounds to key 75-67 road win at Nevada on Feb. 12, 2014 ... in CBI contests, he averaged 3.2 points, 3.7 rebounds and 1.2 blocks per game.

HIGH SCHOOL: Prepped at Lloyd V. Berkner High School in Richardson, Texas ... first-team all-state, All-Dallas/Fort Worth area, all-district and all-conference... averaged 16.5 points and 10.7 rebounds per game ... led team to the semifinals of the Texas state championships

PERSONAL: Mother is U' Edo ... has one sister.

32

NATE GRIMES **F**

6-8 | 215 | Fr. | 2nd Year at Fresno State
Las Vegas, Nev. (Quality Education Academy)

2015-16 (REDSHIRT): Redshirted the 2015-16 season.

HIGH SCHOOL: Played his senior season at Quality Education Academy in Winston Salem, N.C. for the 2014-15 season ... played his junior season at Desert Pine High School for a total of 24 games ... averaged 13.6 points per game, 9.3 rebounds, 1.7 steals and 1.4 assists per game as a junior.

PERSONAL: Parents are Paula and Bryon Grimes ... has two brothers, Braxton and Randal, and two sisters, Bree and Mia ... favorite athlete is NBA player Lebron James because Grimes believes he is the greatest basketball player of all time ... most admires his dad because he is the strongest person Grimes knows ... chose Fresno State because he had a great feeling about the school ... received offers out of high school from 19 schools, including nine Mountain West and three Pac-12 (USC, Washington State and Oregon State) schools.



24

JACOB HOLLAND **G**

6-4 | 195 | Jr. | 1st Year at Fresno State
Los Lunas, N.M.
(Otero Junior College/Los Lunas HS)

PRIOR TO FRESNO STATE: Played for Otero Junior College for his freshman and sophomore collegiate seasons .. earned first-team All-Region honors … averaged 12.9 points, 3.7 rebounds and 1.1 assists per game while playing in 30 games as a sophomore … scored over 20 points four times, including season-best 27 points in Otero JC's 93-78 road win at Eastern Wyoming College on Dec. 3, 2015 … as a freshman, played in 28 games when he averaged 6.5 points and 1.8 rebounds … scored in double-digits in five of his team's last seven games of the season.

HIGH SCHOOL: Graduated from Los Lunas High School … averaged 22.6 points and eight rebounds per game during his senior season while earning spot in state championship game … two-time first-team All-District ... first-team All-State.

PERSONAL: Son of Wilson and Renee Holland … has one younger sister, Jordan, and two younger brothers, Jerris and Jalin … biggest athletic thrill was signing with Fresno State to play D-I basketball … most admires his mother, father, and all his coaches over the years … chose Fresno State because the values of the program and family atmosphere was a perfect fit for him … also recruited by Nebraska, Missouri, Tulsa, Robert Morris University, CSU Bakersfield and Sam Houston State.

1

JARON HOPKINS **G**

6-6 | 205 | R-Jr. | 2nd Year at Fresno State
Mesa, Ariz. (Colorado/Dobson HS)

2015-16 (REDSHIRT): Redshirted the 2015-16 season as a Division I transfer.

PRIOR TO FRESNO STATE: Played in 67 games, including 26 starts, for Colorado from 2013-15 and averaged 5.3 points and 2.9 rebounds per game ... as a sophomore in 2014-15, played in 32 games with 17 starts and averaged 5.8 points, 3.3 rebounds and 1.3 assists per game ... had six games in double digits, including a career-high 20 points at Arizona State (Jan. 17) ... as a freshman in 2013-14, played in all 35 games with nine starts ... averaged 4.8 points, 2.5 rebounds, 1.0 assist per game.

HIGH SCHOOL: As a senior at Dobson High School, averaged 22.2 points, 4.5 rebounds, 2.4 assists and 2.1 steals per game ... set the school scoring record for points (43) in a game on Jan. 27, 2012 ... scored at least 40 points in a game five times ... named second-team all-state Division I honoree ... as a junior, averaged 21.8 points, 7.0 rebounds, 6.0 assists and 0.8 blocks ... shot 60 percent from the field ... during the 2011-12 season, scored 20 or more points 16 times.

PERSONAL: Parents are Brian and Veronika Hopkins ... one of three children ... involved in summer camp teaching/mentoring kids.

0

DARRYL MCDOWELL-WHITE

6-1 | 175 | Fr. | 1st Year at Fresno State **G**
Brisbane, Australia (Wishart State School)

HIGH SCHOOL: Graduated from Wishart State School … helped his team win a conference championship with an undefeated (8-0) record during the 2013-14 season … marked a career-high 50 points during a single game … represented Australia on their national team for two consecutive years (2013, 2013) … earned All-Australian honors.

DARRYL MCDOWELL-WHITE (CONTINUED)

PERSONAL: Son of Bianca McDowell and Darryl White … has four younger brothers, William, Kobe, Zachary and Samuel, as well as two younger sisters, Jessica and Hayley … favorite athlete is Allen Iverson because he gave everything to the game of basketball … most admires his parents and how theyhave always put their family first … biggest athletic thrill was becoming Australian National Champions in 2014 … enjoys eating, playing video games and hanging out with friends and family … Darryl chose Fresno State because of the team, coaches and educational opportunities. Fresno State was perfect for his personal growth … received offers from Texas A&M, Arizona State and Portland.



10

JOHNNY MCWILLIAMS **G**

6-6 | 195 | Fr. | 1st Year at Fresno State
San Marcos, Calif. (San Marcos HS)

HIGH SCHOOL: Graduated from San Marcos High School … holds the all-time leading scorer record … earned all-CIF honors three times in his prep career … averaged 25 points and 6.5 rebounds during his senior season … led the Knights to the CIF semifinals and a state playoff appearance two years in a row … scored 36 points in his last game as a Knight.

PERSONAL: Parents are Johnny and Beth McWilliams … has one younger brother, Tyson … favorite athlete is Kobe Bryant … chose Fresno State because he felt like the coaching staff believed in him and his potiential … received offers out of high school from Nevada, Colorado State and Rice … McWilliams also played varsity football and received offers from Boise State and San Diego State.

35

LAZARO ROJAS **F/C**

6-11 | 235 | Fr. | 1st Year at Fresno State
São José dos Campos, Brazil
(Score Academy in Florida)

HIGH SCHOOL: Rojas is originally from São José dos Campos, Brazil and attended Score Academy in Florida this past season.

PERSONAL: Son of Eliadny Rodrigues Leal and Ricardo Silva Rojas … has two sisters, Rafaela and Barbara, one younger brother, Artur … favorite athlete is Lamarcus Aldridge … most admires his mother and father because he appreciates all they sacrificed to raise him … Rojas chose Fresno State because he felt like it would be the perfect place to receive a good education while playing division I basketball … Rojas also received offers from Alabama, Colorado State, Maryland, North Carolina State and Ohio State.



13

CULLEN RUSSO **F**

6-9 | 235 | Sr. | 2nd Year at Fresno State
Bloomington, Minn. (New Mexico JC)

ACCOLADES:
- Mountain West Player of the Week (Nov. 14, 2016)
- 2015-16 All-Mountain West Honorable Mention (Media)

2015-16 (JUNIOR): Named All-Mountain West Honorable Mention by the league's media ... played in 34 games and earned starts in each of the last 15 contests ... on the season, he averaged 7.8 points and six rebounds per game ... logged a total of 868 minutes for an average of 25.5 minutes per game ... posted a total of 266 points, 204 rebounds, 60 steals, 42 assists and 20 blocks ... scored season-high 17 points three times ... pulled down at least 10 rebounds in seven games ... scored at least 10 points in 12 games ... recorded five double-doubles on the season ... converted 85.7 percent (6-for-7) of his field goal attempts in the Bulldogs' 85-63 win over Nevada on Jan. 6, 2016 ... had season-high six steals in the Bulldogs' NCAA Tournament first round game against third-seeded Utah in Denver.

2014-15 (NEW MEXICO JUNIOR COLLEGE): During the 2014-15 season, Russo had a total of 128 defensive rebounds ... started 16 out of 28 games, averaged 24.9 minutes per game, averaged 11.9 points per game and his 52 steals in 2014-15 rank No. 3 on the NMJC all-time list since 2008.

2013-14 (COLLEGE OF SOUTHERN IDAHO): Played his freshman season at the College of Southern Idaho ... played in 28 of team's 32 games with 10 starts ... averaged 8.5 points, 4.3 rebounds, 1.5 assists, 1.3 blocks and 0.9 steals per game.

PERSONAL: Mother is Dawn Russo ... favorite athlete is NBA player and Fresno State alumnus Paul George ... most admires Stan Hughes because Russo believed he turned him into the player he is today ... chose Fresno State because it was the right fit for him and is Paul George's alma mater ... was also recruited out of high school by Wichita State, Minnesota and Iowa State.

15

GRANT SHELL **G**

6-3 | 190 | So. | 1st Year at Fresno State
Burlington, Kan. (Burlington HS)

2015-16 (FRESHMAN): Played in six games ... logged a total of 13 minutes averaging 2.2 minutes per game ... recorded a total of two points, two rebounds and one steal ... earned team's Level 5 Teammate of the Year.

HIGH SCHOOL: All-State during junior and senior years ... All-League during sophomore, junior and senior years ... team captain junior and senior years ... averaged 17 points per game during senior year ... finished high school No. 1 in his class with a 3.98 grade point average on the honor roll.

PERSONAL: Parents are Patti and John Shell ... has older sister, Taylor Shell ... hobbies include fishing and listening to music ... favorite athlete is NBA player Russel Westbrook for his explosiveness ... biggest athletic thrill is dunking on an opponent ... most admires his parents because they are both very strong and hardworking people ... chose Fresno State to be a part of a great program ... also recruited out of high school by Air Force Academy.



21

DESHON TAYLOR **G**

6-1 | 180 | R-So. | 2nd Year at Fresno State
Riverside, Calif. (UMKC)

2015-16 (REDSHIRT): Redshirted the 2015-16 season as a Division I transfer.

2014-15 (UNIVERSITY OF MISSOURI-KANSAS CITY): Averaged 7.6 points per game with a 80.3 percent free throw percentage ...also had 67 rebounds and 29 steals.

HIGH SCHOOL: Four-straight league titles … averaged 24.2 points per game, 4.7 rounds, 2.6 steals, 2.3 assists per game and he got to the line 240 times … earned first-team All-State and All-County … was named Conference MVP and Open Division first-team … for an entire season he hit 91 percent from the line … finished his high school career ranking top five in scoring … had a 3.5 GPA.

PERSONAL: Parents are Terri Bailey and Desha Taylor … has three siblings - one brother, Desha, and two sisters, Tiera and Brittany … favorite athlete is NBA player Stephen Curry because Curry was an underdog and not really recruited in high school, but now he is considered one of the best NBA point guards … biggest athletic thrill was when Taylor made 10 3-pointers in a game and 40 points in three quarters … most admires his mother because she has done everything for him and always believed in him … chose Fresno State because it was the best fit for him, also liked that it was close to home, he loved the atmosphere and his old teammates and some friends were also on the basketball team … also recruited out of high school by Hawai'i, UC Riverside and Portland State.

5

JAHMEL TAYLOR **G**

6-0 | 175 | Jr. | 2nd Year at Fresno State
Los Angeles, Calif. (Washington)

2015-16 (SOPHOMORE): Played in 19 games after sitting out the 2015 fall semester as a Division I transfer ... on the season, he averaged 4.1 points and 1.5 rebounds ... logged a total of 261 minutes averaging 13.7 minutes per game ... recorded a total of 90 points, 29 rebounds, 17 assists and 10 steals ... went 3-for-3 from behind the 3-point arc in the Bulldogs' 75-68 victory over Utah State on Feb. 20, 2016 ... scored season-high of 14 points in the Bulldogs' 79-75 win over Wyoming on Feb. 17, 2016 ... made 75 percent (12-16) of his free throw attempts on the season ... earned the 2015-16 Coach's Award.

PRIOR TO FRESNO STATE: Appeared in 20 games and averaged 1.3 points and 0.3 rebounds at Washington … had a career-high five points (1-of-2 FG, 1-of-1 3FG, 2-of-2 FT) in four minutes against Idaho State (Dec. 14, 2013) … tied career-high five points (2-of-2 FG, 1-of-1 3FG) while adding one steal at Tulane (Dec. 17, 2013).

HIGH SCHOOL: Helped Pacific Hills High School of West Hollywood to a 29-4 record and 2013 California State Division IV championship ... ... named to MaxPreps California Boys Basketball Division IV All-State First team ... averaged 22.7 points, 6.2 rebounds, 4.7 assists and 2.3 steals per game as a senior ... scored 14 points in the championship game ... was the Division 4A All CIF-Southern Section player of the year ... had 24 points, including 16-of-18 from the free-throw line, 10 rebounds, five assists and three steals in a 73-69 win over No. 6 Bishop Montgomery in the CIF Southern California Division IV championship ... played for coach Ivan Barahona ... played at Sierra Canyon HS in 2012 and 2011, helping them to the 2011 California Southern Section Division 5A championship ... averaged 20.8 ppg, 2.7 assists and 4.2 rebounds in 27 games as a junior in 2012 ... fractured his ankle in between his sophomore and junior seasons ... averaged 21.1 points, 3.0 assists, 5.0 blocks and 1.7 steals in 33 games as a sophomore ... was All-CIF Southern Section Team Division 5A, CIF Division 5A MVP and second team MaxPreps Cal Boys Basketball Division V All-State Second team.

PERSONAL: Parents are Myesha White-Taylor and Kelly Taylor ... has two younger brothers, Darius and Immanuel.

3

PAUL WATSON **G/F**

6-7 | 210 | Sr. | 4th Year at Fresno State
Phoenix, Ariz. (Paradise Valley HS)

ACCOLADES:
- 2013-14 Mountain West Freshman of the Year (Coaches/Media)
- 2013-14 Freshman All-American (Kyle Macy/CollegeInsider.com)

2015-16 (JUNIOR): Played in 31 games with 24 starts ... on the season, he averaged 7.7 points and 3.2 rebounds per game ... logged a total of 748 minutes averaging 24.1 minutes per game ... posted a total of 240 points, 98 rebounds, 21 steals and 16 blocks ... scored season-high 15 points twice ... posted at least 10 points in 12 games ... made 75 percent (3-for-4) of his field goal attempts in the Bulldogs' 68-63 win over San Diego State in the Mountain West championship game on March 12, 2016 ... recorded 11 points in the Bulldogs' NCAA Tournament appearance against third-seeded Utah.

2014-15 (SOPHOMORE): Played and started in all 32 games ... on the season he averaged 11.1 points and 4.9 rebounds per game ... logged a total of 1,066 minutes for an average of 33.3 minutes per game ... posted a total of 355 points, 156 rebounds, 29 steals, 24 assists and 23 blocks ... made 121 of his 307 (39.4 percent) of his field goal attempts, 50 of his 141 (35.5 percent) 3-point attempts and 63 of his 90 (70.0 percent) free throw attempts ... scored a season-high 28 points in the Bulldogs' 93-55 win over Bristol on Nov. 17, 2014 ... scored in double figures 17 times, including three games with over 20 points ... notched one double-double with 10 points and career-best 12 rebounds to help lead Fresno State to a 59-55 win over New Mexico on Feb. 28, 2015 ... played a career-high 53 minutes in Fresno State's triple overtime loss to then-No. 25 Wyoming in which he posted 19 points and seven rebounds.

2013-14 (FRESHMAN): Became the third conference freshman of the year in school history ... named the MW Freshman of the Year and a Kyle Macy Freshmen All-American ... played and started in all 39 games ... on the season, he averaged 10.0 points and 4.4 rebounds per game ... led all Mountain West freshmen in rebounding during league play ... logged a total of 1,136 minutes for an average of 29.1 minutes per game ... posted 21 games with at least 10 or more points, including a season-high 20 points twice in a 90-77 loss at Utah on Dec. 7 and a 79-76 win at Utah State on Feb. 22.

HIGH SCHOOL: Prepped at Paradise Valley High School in Phoenix, Ariz. as a four-year letterwinner at shooting guard ... named All-Arizona ... Arizona Player of the Year ... Most Valuable Player of the state game ... led team to state championship ... team captain.

PERSONAL: Parents are Paul and Rayna Watson ... has two younger brothers - Kendyl and CJ ... enjoys playing video games ... favorite athlete is Lebron James ... biggest athletic thrill is dunking on someone ... chose to attend Fresno State because of the coaching staff ... majoring in Africana Studies.



11

BRYSON WILLIAMS **F**

6-8 | 225 | Fr. | 1st Year at Fresno State
Fresno, Calif. (Roosevelt HS)

HIGH SCHOOL: Williams finished his high school career as Roosevelt High's all-time leading scorer with 2,302 points, which ranks as the fifth-most in Central Section history and the most-ever in the city of Fresno … averaged 33.8 points and 18 rebounds per game during his senior season … set a city record with a career-best 53 points in a single game … led his team to a Central Section Division III title with 29 points, 23 rebounds, three assists and two blocks in Roosevelt's 60-36 victory in the championship game … Williams earned All-State honors, was named the North Yosemite League Most Valuable Player and was the Fresno Bee Offensive Player of the Year for the 2015-16 season.

PERSONAL: Son of Donald and Corinthia Williams … has one younger sister, Aliyah … favorite athlete is Draymond Green because he plays hard, he's tough, and versatile … biggest athletic thrill is when he puts up a lot of points for his team and plays great defense … enjoys playing video games in his spare time … most admires his Mom because of everything she sacrificed for him … Williams chose Fresno State because of the coaching staff and where the program is going.

CAREER & SEASON HIGHS

0 • Darryl McDowell-White

Career Game Highs

Category	#	Opponent (Date)
Points	3	vs Holy Names (12/14/16)
FG	1	vs Holy Names (12/14/16)
FGA	1	2x, last vs Holy Names (12/14/16)
3FG	0	N/A
3FGA	0	vs UTSA (11/11/16)
FT	1	vs Holy Names (12/14/16)
FTA	1	vs Holy Names (12/14/16)
Rebounds	0	N/A
Assists	0	N/A
Turnovers	0	N/A
Blocks	0	N/A
Steals	0	N/A
Minutes	9	vs Holy Names (12/14/16)

2016-17 Season Game Highs

Category	#	Opponent (Date)
Points	3	vs Holy Names (12/14/16)
FG	1	vs Holy Names (12/14/16)
FGA	1	2x, last vs Holy Names (12/14/16)
3FG	0	N/A
3FGA	0	vs UTSA (11/11/16)
FT	1	vs Holy Names (12/14/16)
FTA	1	vs Holy Names (12/14/16)
Rebounds	0	N/A
Assists	0	N/A
Turnovers	0	N/A
Blocks	0	N/A
Steals	0	N/A
Minutes	9	vs Holy Names (12/14/16)

1 • Jaron Hopkins

Career Game Highs

Category	#	Opponent (Date)
Points	23	vs Lamar (11/19/16)
FG	9	3x, last vs Menlo (11/30/16)
FGA	18	vs Lamar (11/19/16)
3FG	1	3x, last at Oregon (12/20/16)
3FGA	3	vs PVAMU (11/14/16)
FT	5	vs Lamar (11/19/16)
FTA	9	at Pacific (12/17/16)
Rebounds	11	at Drake (12/3/16)
Assists	8	2x, last vs Cal Poly (12/10/16)
Turnovers	7	at Drake (12/3/16)
Blocks	1	3x, last vs Cal Poly (12/10/16)
Steals	6	at Drake (12/3/16)
Minutes	40	at Drake (12/3/16)

2016-17 Season Game Highs

Category	#	Opponent (Date)
Points	23	vs Lamar (11/19/16)
FG	9	3x, last vs Menlo (11/30/16)
FGA	18	vs Lamar (11/19/16)
3FG	1	3x, last at Oregon (12/20/16)
3FGA	3	vs PVAMU (11/14/16)
FT	5	vs Lamar (11/19/16)
FTA	9	at Pacific (12/17/16)
Rebounds	11	at Drake (12/3/16)
Assists	8	2x, last vs Cal Poly (12/10/16)
Turnovers	7	at Drake (12/3/16)
Blocks	1	3x, last vs Cal Poly (12/10/16)
Steals	6	at Drake (12/3/16)
Minutes	40	at Drake (12/3/16)

3 • Paul Watson

Career Game Highs

Category	#	Opponent (Date)
Points	28	vs Bristol (11/17/14)
FG	10	vs Bristol (11/17/14)
FGA	21	vs UC Irvine (12/3/14)
3FG	6	2x, last vs Cal Poly (12/13/14)
3FGA	11	vs Cal Poly (12/13/14)
FT	9	at Siena (4/2/14)
FTA	12	vs Nevada (1/24/15)
Rebounds	12	vs New Mexico (2/28/15)
Assists	4	3x, last at Marquette (12/6/16)
Turnovers	6	vs PVAMU (11/14/16)
Blocks	5	vs Nevada (1/24/15)
Steals	4	2x, last vs New Mexico (2/28/15)
Minutes	53	vs Wyoming (1/17/15)

2016-17 Season Game Highs

Category	#	Opponent (Date)
Points	21	vs PVAMU (11/14/16)
FG	8	at Drake (12/3/16)
FGA	15	vs PVAMU (11/14/16)
3FG	3	5x, last at Pacific (12/17/16)
3FGA	8	vs PVAMU (11/14/16)
FT	8	vs PVAMU (11/14/16)
FTA	10	vs PVAMU (11/14/16)
Rebounds	10	vs PVAMU (11/14/16)
Assists	4	at Marquette (12/6/16)
Turnovers	6	vs PVAMU (11/14/16)
Blocks	2	2x, last vs Holy Names (12/14/16)
Steals	3	2x, last at CSUB (11/22/16)
Minutes	44	at Pacific (12/17/16)

4 • Karachi Edo

Career Game Highs

Category	#	Opponent (Date)
Points	21	vs UC Irvine (12/3/14)
FG	7	3x, last vs Utah (3/17/16)
FGA	13	at San Diego State (1/19/16)
3FG	1	at Oregon (12/20/16)
3FGA	2	at Oregon (12/20/16)
FT	9	vs UC Irvine (12/3/14)
FTA	14	vs UC Irvine (12/3/14)
Rebounds	14	at San Diego State (1/19/16)
Assists	3	vs Pacific Union (12/27/15)
Turnovers	4	vs Bakersfield (12/16/15)
Blocks	5	2x, last Evansville (11/24/14)
Steals	2	5x, last vs Utah (3/17/16)
Minutes	35	2x, last at SDSU (1/19/16)

2016-17 Season Game Highs

Category	#	Opponent (Date)
Points	12	at Oregon (12/20/16)
FG	4	at Oregon (12/20/16)
FGA	7	at Oregon (12/20/16)
3FG	1	at Oregon (12/20/16)
3FGA	2	at Oregon (12/20/16)
FT	3	at Oregon (12/20/16)
FTA	6	at Oregon (12/20/16)
Rebounds	7	at Oregon (12/20/16)
Assists	0	N/A
Turnovers	2	at Oregon (12/20/16)
Blocks	0	N/A
Steals	0	N/A
Minutes	24	at Oregon (12/20/16)

5 • Jahmel Taylor

Career Game Highs

Category	#	Opponent (Date)
Points	21	at Oregon St (11/25/16)
FG	6	4x, last vs Cal Poly (12/10/16)
FGA	11	2x, last at Drake (12/3/16)
3FG	6	at Oregon St (11/25/16)
3FGA	10	2x, last at Drake (12/3/16)
FT	5	at CSUB (11/22/16)
FTA	6	at CSUB (11/22/16)
Rebounds	9	vs Menlo (11/30/16)
Assists	4	2x, last vs Holy Names (12/14/16)
Turnovers	3	2x, last at Oregon (12/20/16)
Blocks	1	vs Menlo (11/30/16)
Steals	3	at Oregon St (11/25/16)
Minutes	44	at Drake (12/3/16)

2016-17 Season Game Highs

Category	#	Opponent (Date)
Points	21	at Oregon St (11/25/16)
FG	6	4x, last vs Cal Poly (12/10/16)
FGA	11	2x, last at Drake (12/3/16)
3FG	6	at Oregon St (11/25/16)
3FGA	10	2x, last at Drake (12/3/16)
FT	5	at CSUB (11/22/16)
FTA	6	at CSUB (11/22/16)
Rebounds	9	vs Menlo (11/30/16)
Assists	4	2x, last vs Holy Names (12/14/16)
Turnovers	3	2x, last at Oregon (12/20/16)
Blocks	1	vs Menlo (11/30/16)
Steals	3	at Oregon St (11/25/16)
Minutes	44	at Drake (12/3/16)

10 • Johnny McWilliams

Career Game Highs

Category	#	Opponent (Date)
Points	4	2x, last vs Holy Names (12/14/16)
FG	2	at Drake (12/3/16)
FGA	6	vs Holy Names (12/14/16)
3FG	1	vs Holy Names (12/14/16)
3FGA	3	vs UTSA (11/11/16)
FT	3	2x, last vs Menlo (11/30/16)
FTA	4	2x, last vs Holy Names (12/14/16)
Rebounds	3	vs Holy Names (12/14/16)
Assists	3	vs Menlo (11/30/16)
Turnovers	1	4x, last at CSUB (11/22/16)
Blocks	0	N/A
Steals	1	3x, last at Oregon St (11/25/16)
Minutes	15	2x, last vs Holy Names (12/14/16)

2016-17 Season Game Highs

Category	#	Opponent (Date)
Points	4	2x, last vs Holy Names (12/14/16)
FG	2	at Drake (12/3/16)
FGA	6	vs Holy Names (12/14/16)
3FG	1	vs Holy Names (12/14/16)
3FGA	3	vs UTSA (11/11/16)
FT	3	2x, last vs Menlo (11/30/16)
FTA	4	2x, last vs Holy Names (12/14/16)
Rebounds	3	vs Holy Names (12/14/16)
Assists	3	vs Menlo (11/30/16)
Turnovers	1	4x, last at CSUB (11/22/16)
Blocks	0	N/A
Steals	1	3x, last at Oregon St (11/25/16)
Minutes	15	2x, last vs Holy Names (12/14/16)

CAREER & SEASON HIGHS

11 • Bryson Williams

Career Game Highs

Category	#	Opponent (Date)
Points	13	at Pacific (12/17/16)
FG	6	at Pacific (12/17/16)
FGA	7	3x, last at Pacific (12/17/16)
3FG	0	N/A
3FGA	0	N/A
FT	2	2x, last vs Holy Names (12/14/16)
FTA	3	2x, last vs Holy Names (12/14/16)
Rebounds	7	at Oregon St (11/25/16)
Assists	0	N/A
Turnovers	3	vs Cal Poly (12/10/16)
Blocks	2	3x, last at Drake (12/3/16)
Steals	1	3x, last vs Holy Names (12/14/16)
Minutes	29	at Drake (12/3/16)

2016-17 Season Game Highs

Category	#	Opponent (Date)
Points	13	at Pacific (12/17/16)
FG	6	at Pacific (12/17/16)
FGA	7	3x, last at Pacific (12/17/16)
3FG	0	N/A
3FGA	0	N/A
FT	2	2x, last vs Holy Names (12/14/16)
FTA	3	2x, last vs Holy Names (12/14/16)
Rebounds	7	at Oregon St (11/25/16)
Assists	0	N/A
Turnovers	3	vs Cal Poly (12/10/16)
Blocks	2	3x, last at Drake (12/3/16)
Steals	1	3x, last vs Holy Names (12/14/16)
Minutes	29	at Drake (12/3/16)

13 • Cullen Russo

Career Game Highs

Category	#	Opponent (Date)
Points	23	vs UTSA (11/11/16)
FG	6	6x, last vs Cal Poly (12/10/16)
FGA	16	at Nevada (2/13/16)
3FG	2	8x, last at Pacific (12/17/16)
3FGA	6	at Pacific (12/17/16)
FT	10	vs UTSA (11/11/16)
FTA	13	at Pacific (12/17/16)
Rebounds	12	vs San Diego State (2/10/16)
Assists	6	vs Colorado State (3/2/16)
Turnovers	5	vs Air Force (2/24/16)
Blocks	4	at San Diego State (1/19/16)
Steals	6	vs Utah (3/17/16)
Minutes	44	vs UNLV (2/6/16)

2016-17 Season Game Highs

Category	#	Opponent (Date)
Points	23	vs UTSA (11/11/16)
FG	6	2x, last vs Cal Poly (12/10/16)
FGA	12	2x, last at Pacific (12/17/16)
3FG	2	2x, last at Pacific (12/17/16)
3FGA	6	at Pacific (12/17/16)
FT	10	vs UTSA (11/11/16)
FTA	13	at Pacific (12/17/16)
Rebounds	10	vs UTSA (11/11/16)
Assists	5	3x, last at Marquette (12/6/16)
Turnovers	5	at Drake (12/3/16)
Blocks	3	vs PVAMU (11/14/16)
Steals	3	3x, last at Pacific (12/17/16)
Minutes	43	at Pacific (12/17/16)

20 • Sam Bittner

Career Game Highs

Category	#	Opponent (Date)
Points	9	at Nevada (2/13/16)
FG	3	at Nevada (2/13/16)
FGA	7	at Nevada (2/13/16)
3FG	3	at Nevada (2/13/16)
3FGA	6	at Nevada (2/13/16)
FT	1	2x, last at Wyoming (2/17/16)
FTA	2	2x, last at Wyoming (2/17/16)
Rebounds	4	3x, last vs Holy Names (12/14/16)
Assists	4	vs Lamar (11/19/16)
Turnovers	1	3x, last vs Holy Names (12/14/16)
Blocks	1	3x, last vs Holy Names (12/14/16)
Steals	2	at Nevada (2/13/16)
Minutes	41	at Nevada (2/13/16)

2016-17 Season Game Highs

Category	#	Opponent (Date)
Points	7	vs Cal Poly (12/10/16)
FG	2	vs Cal Poly (12/10/16)
FGA	4	vs Menlo (11/30/16)
3FG	2	vs Cal Poly (12/10/16)
3FGA	3	vs Cal Poly (12/10/16)
FT	0	N/A
FTA	0	N/A
Rebounds	4	2x, last vs Holy Names (12/14/16)
Assists	4	vs Lamar (11/19/16)
Turnovers	1	2x, last vs Holy Names (12/14/16)
Blocks	1	2x, last vs Holy Names (12/14/16)
Steals	2	at CSUB (11/22/16)
Minutes	18	vs Lamar (11/19/16)

21 • Deshon Taylor

Career Game Highs

Category	#	Opponent (Date)
Points	16	vs Holy Names (12/14/16)
FG	7	vs Holy Names (12/14/16)
FGA	10	vs Holy Names (12/14/16)
3FG	2	2x, last at Oregon (12/20/16)
3FGA	5	at Oregon (12/20/16)
FT	9	at CSUB (11/22/16)
FTA	10	at CSUB (11/22/16)
Rebounds	4	3x, last at Pacific (12/17/16)
Assists	4	3x, last vs Holy Names (12/14/16)
Turnovers	3	vs Lamar (11/19/16)
Blocks	1	vs Menlo (11/30/16)
Steals	4	vs UTSA (11/11/16)
Minutes	25	vs UTSA (11/11/16)

2016-17 Season Game Highs

Category	#	Opponent (Date)
Points	16	vs Holy Names (12/14/16)
FG	7	vs Holy Names (12/14/16)
FGA	10	vs Holy Names (12/14/16)
3FG	2	2x, last at Oregon (12/20/16)
3FGA	5	at Oregon (12/20/16)
FT	9	at CSUB (11/22/16)
FTA	10	at CSUB (11/22/16)
Rebounds	4	3x, last at Pacific (12/17/16)
Assists	4	3x, last vs Holy Names (12/14/16)
Turnovers	3	vs Lamar (11/19/16)
Blocks	1	vs Menlo (11/30/16)
Steals	4	vs UTSA (11/11/16)
Minutes	25	vs UTSA (11/11/16)

32 • Nate Grimes

Career Game Highs

Category	#	Opponent (Date)
Points	8	vs PVAMU (11/14/16)
FG	4	vs PVAMU (11/14/16)
FGA	6	vs PVAMU (11/14/16)
3FG	0	N/A
3FGA	0	N/A
FT	2	vs Menlo (11/30/16)
FTA	3	vs Menlo (11/30/16)
Rebounds	6	vs PVAMU (11/14/16)
Assists	1	vs Holy Names (12/14/16)
Turnovers	2	vs Holy Names (12/14/16)
Blocks	2	vs Holy Names (12/14/16)
Steals	1	2x, last vs Menlo (11/30/16)
Minutes	16	vs PVAMU (11/14/16)

2016-17 Season Game Highs

Category	#	Opponent (Date)
Points	8	vs PVAMU (11/14/16)
FG	4	vs PVAMU (11/14/16)
FGA	6	vs PVAMU (11/14/16)
3FG	0	N/A
3FGA	0	N/A
FT	2	vs Menlo (11/30/16)
FTA	3	vs Menlo (11/30/16)
Rebounds	6	vs PVAMU (11/14/16)
Assists	1	vs Holy Names (12/14/16)
Turnovers	2	vs Holy Names (12/14/16)
Blocks	2	vs Holy Names (12/14/16)
Steals	1	2x, last vs Menlo (11/30/16)
Minutes	16	vs PVAMU (11/14/16)

34 • Terrell Carter II

Career Game Highs

Category	#	Opponent (Date)
Points	21	at Marquette (12/6/16)
FG	10	at Marquette (12/6/16)
FGA	14	at Marquette (12/6/16)
3FG	0	N/A
3FGA	0	N/A
FT	5	vs San Jose State (2/4/15)
FTA	7	vs San Jose State (2/4/15)
Rebounds	9	vs Cal Poly (12/10/16)
Assists	2	3x, last at Oregon (12/20/16)
Turnovers	4	vs Cal Poly (12/10/16)
Blocks	2	4x, last at Oregon St (11/25/16)
Steals	2	vs Pacific Union (12/27/15)
Minutes	27	vs Cal Poly (12/10/16)

2016-17 Season Game Highs

Category	#	Opponent (Date)
Points	21	at Marquette (12/6/16)
FG	10	at Marquette (12/6/16)
FGA	14	at Marquette (12/6/16)
3FG	0	N/A
3FGA	0	N/A
FT	3	at CSUB (11/22/16)
FTA	5	2x, last vs Holy Names (12/14/16)
Rebounds	9	vs Cal Poly (12/10/16)
Assists	2	3x, last at Oregon (12/20/16)
Turnovers	4	vs Cal Poly (12/10/16)
Blocks	2	at Oregon St (11/25/16)
Steals	1	5x, last at Oregon (12/20/16)
Minutes	27	vs Cal Poly (12/10/16)

THE LAST TIME

TEAM - SINGLE GAME

100 Points by a Team
FS ..... 111, vs. UNLV, 2/6/16
Opp ..... 104, by UNLV, 2/6/16

30-Point Win
FS ..... +34, vs. Holy Names University (88-54), 12/14/16
Opp ..... +37, at Utah State (39-76), 3/1/10

Single Overtime Game
FS Win ..... at Pacific (70-68), 12/17/16
FS Loss ..... at Nevada (72-77), 2/13/16

Double Overtime Game
FS Win ..... vs. UNLV (111-104), 2/6/16
FS Loss ..... vs. Nevada (86-96), 1/22/14

Triple Overtime Game
FS Win ..... vs. Pacific (75-71), 2/4/89
FS Loss ..... vs. Wyoming (65-70), 1/17/15

Five Players Scoring in Double Digits
FS ..... 5, vs. Holy Names University, 12/14/16
Opp ..... 6, by Prairie View A&M, 11/14/16

More than Five Scoring in Double Digits
FS ..... 7, vs. Pacific Union, 12/27/15
Opp ..... 6, by Prairie View A&M, 11/14/16

50 Rebounds by a Team
FS ..... 51, vs. UNLV, 2/6/16
Opp ..... 55, by UTSA, 11/11/16

+25 Rebound Margin by a Team
FS ..... +35, vs. UC Merced, 12/28/13
Opp ..... +25, by UTSA, 11/11/16

60 Points in a Half
FS ..... 62, vs. UTEP, 1/25/01
Opp ..... 60, by Cal Poly, 11/16/98

Between 16-20 Points in a Half
FS ..... 19 (1st half), at Boise State, 3/7/15
Opp ..... 19 (1st half), by Air Force, 2/5/14

15 Points or Less in a Half
FS ..... 13 (1st half), at UC Riverside, 11/14/12
Opp ..... 18 (2nd half), by Wyoming, 1/17/15

Less than 50 Points in a Game
FS ..... 47, at San Diego State, 1/27/15
Opp ..... 46, by Pacific Union, 12/27/15

Less than 40 Points in a Game
FS ..... 39, at UC Riverside, 11/14/12
Opp ..... 36, by Wyoming, 1/16/13

12 or More Threes by a Team in a Game
FS ..... 15, at Wyoming, 2/17/16
Opp ..... 14, at Wyoming, 2/17/16

12 or More Steals in a Game
FS ..... 12, vs. Holy Names University, 12/14/16
Opp ..... 12, by CSU Bakersfield, 2/7/11

30 Turnovers in a Game
FS ..... 30, vs. TCU, 2/15/01
Opp ..... 30, by Norfolk State, 12/30/00

Fewer Than 5 Turnovers in a Game
FS ..... 3, at Utah State, 2/22/14
Opp ..... 4, by San Diego State, 1/15/14

Over 60 Percent Shooting in a Game
FS ..... 63.9% (23-36), at Siena, 4/2/14
Opp ..... 65.1% (28-43), by Utah State, 1/5/12

Under 25 Percent Shooting in a Game
FS ..... 22.2% (12-54), at Utah State, 3/1/10
Opp ..... 22.8% (13-57), vs. Colorado State, 3/11/16

Team Won on a Buzzer-Beating Shot
FS ..... by Allen Huddleston, at UC Irvine, 11/8/13
Opp ..... by Brandon Gibson (Louisiana Tech, 1/26/12)

INDIVIDUAL - SINGLE GAME

40 Points by a Player
FS ..... 40, Marvelle Harris, at Nevada, 1/10/15
Opp ..... 41, Elijah Brown (New Mexico), 2/27/16

35 Points by a Player
FS ..... 37, Marvelle Harris, vs. UNLV, 2/6/16
Opp ..... 41, Elijah Brown (New Mexico), 2/27/16

30 Points by a Player
FS ..... 34, Marvelle Harris, at Utah State, 3/5/16
Opp ..... 31, Tres Tinkle (Oregon State), 11/25/16

Two With 20 or More Points in Same Game
FS ..... Harris (32) / Lewis (21), at New Mexico, 2/27/16
Opp ..... Fenner (24) / Oliver (20) • (Nevada), 2/13/16

Three with 20 or More Points in Same Game
FS ..... Hernandez (22)/Bell & Miller (20), vs. Utah State, 2/7/08
Opp ..... Muhammad (27), Adams (25) & Anderson (20) • (UCLA) 12/22/12

Two With 30 or More Points in the Same Game
FS ..... Has never happened
Opp ..... Jones (44)/Johnson (31) (TCU), 3/6/97

15 Field Goals Made by One Player
FS ..... 15, Courtney Alexander, at San Diego State, 2/25/99
Opp ..... 15, Nate Harris (Utah State), 1/7/06

6 Three-Pointers Made by One Player
FS ..... 6, Jahmel Taylor, at Oregon State, 11/25/16
Opp ..... 8, Jason McManamen (Wyoming), 2/17/16

15 Free Throws Made by One Player
FS ..... 15 (15-for-17), Paul George, at Nevada, 2/17/10
Opp ..... 15 (15-for-17), Nathan Sobey (Wyoming), 2/18/14

20 Field Goals Attempts by One Player
FS ..... 23, Marvelle Harris, vs. Colorado State, 3/11/16
Opp ..... 23, Elijah Brown (New Mexico), 2/27/16

15 Rebounds by a Player
FS ..... 15, Alex Davis, vs. Northern Arizona, 12/1/13
Opp ..... 18, Jakob Poeltl (Utah), 3/17/16

20 Rebounds by a Player
FS ..... 20, Greg Smith, vs. Nevada, 3/9/11
Opp ..... 24, Cameron Oliver (Nevada), 2/13/16

Two With 10 or More Rebounds in Same Game
FS ..... Jones (12) / Russo (10), vs. Lamar, 11/16/15
Opp ..... Allen (14) / Frohnen (11) • (UTSA), 11/11/16

10 Assists by a Player
FS ..... 10, Marvelle Harris, at New Mexico, 2/27/16
Opp ..... 12, Delon Wright (Utah), 12/7/13

ALL-TIME TRIPLE-DOUBLES

Date	Student-Athlete	Opponent (Result)	Statistics
Jan. 31, 1991	Dave Barnett	UC Irvine (W 88-75)	22 pts, 12 assts, 10 rebs
Feb. 14, 1991	Dave Barnett	Utah State (W 107-86)	19 pts, 11 assts, 10 rebs
Feb. 17, 1994	Brian Santiago	Utah (W 95-86)	25 pts, 11 assts, 10 rebs
Dec. 30, 2006	Dominic McGuire	San Diego (W 68-65)	14 pts, 14 rebs, 10 blks
Mar. 14, 2007	Dominic McGuire	at Georgia (L 88-78)	15 pts, 11 rebs, 10 assts

40 POINT CLUB

Pts	Student-Athlete	Opponent, Date
45	Charles Bailey	North Texas, 1974 (2OT)
43	Courtney Alexander	UAB, 1999 (OT)
	Kevin Olekaibe	Seattle U, Feb. 23, 2012
41	Gary Alcorn	Loyola Marymount, 1957
40	Marvelle Harris	Nevada, Jan. 10, 2015
	Courtney Alexander	San Jose State, 2000
	Ron Neff	Cal Poly Pomona, 1962
	Jerry Pender	San Jose State, 1971

TEAM & INDIVIDUAL RECORDS

TEAM RECORDS

Note: Only modern era (1949-50 to present)

GAME

Points....133, vs. Tahoe College (W, 133-108), 1969-70
Fewest Points....31 vs. Creighton (L, 55-31), 1949-50
Most Points Allowed....120, vs. Oral Roberts (L, 76-120), 1971-72
Fewest Points Allowed....26, vs. UC Santa Barbara (W, 46-26), 1980-81
Highest Combined Score....241, vs. Tahoe College (W, 133-108), 1969-70
Biggest Winning Margin....61, vs. UC Merced (W, 104-43), 12/28/13
Rebounds....87, vs. Sacramento State, 1966-67
Fewest Rebounds....14, vs. Idaho, 1982-83
Assists....36, 2x, last vs. Cornell, 1999-00
Fewest Turnovers....3, 3x, last at Utah State, 2/22/14
Fouls....35, vs. Minnesota, 1996-97
Fewest Fouls....9, 6x, last vs. USC Upstate, 2008-09
FGs Made....49, 2x, last vs. Cal Poly, 1998-99
FGs Att....112, vs. Cal State Northridge (2 ot), 1969-70 (made 42)
Best FG Pct....810 (34-42), vs. Portland State, 1977-78
3-pt. FGs Made....18 (40 attempts), vs. Georgia, 2006-07
3-pt. FGs Att....44, vs. CS Northridge, 1999-00
Best 3-pt. FG Pct. (Min. 10 Atts.)....714 (10-14), 2x last vs. Air Force, 1995-96
FTs Made....37, 2x, last time vs. Tahoe College, 1968-69
FTs Att....47, vs. Northeastern, 1996-97
Best FT Pct....1.000, 4x, last at Utah State, 2/22/14
Steals....19, 3x, last vs. Sacramento State, 1998-99
Blocked Shots....15, 2x, last vs. Presbyterian College, 2007-08

SEASON

Points....2,835, 1996-97
Highest Scoring Offense....87.7, 1969-70
Lowest Scoring Defense....47.1, 1981-82
FGs Made....1050, 1997-98
FGs Att....2,345, 1997-98
Best FG Pct....526 (832-1,582), 1983-84
3-pt. FGs Made....303, 2006-07
3-pt. FGs Att....881, 2006-07
Best 3-PT FG Pct....486 (34-70), 1984-85
FTs Made....651, 1952-53
FTs Att....1,009, 1952-53
Best Free Throw Pct....742 (484-652), 1991-92
Rebounds....1,538, 1965-66
Fouls....764, 2015-16
Disqualifications....35, 1996-97
Assists....685, 1997-98
Steals....355, 1997-98
Blocked Shots....209, 2000-01
Games Played....39, 2013-14

MISCELLANEOUS RECORDS

Season Openers....69-25 (67-25*)
Home Openers....75-19 (73-19*)
Wins....27, 1981-82
Consecutive Wins....13, 1981
Losses....21, 2009
Consecutive Losses....11, 1949-50
Consecutive Home Wins (All-Time)....26, [1981 (6), 1982 (15), 1983 (5)]
Consecutive Home Wins (Save Mart Center)....10 [2006 (4), 2007 (6)]
Consecutive Road Wins....8, 1963
Consecutive Home Losses....5, 1956
Consecutive Road Losses....28, [1949 (7), 1950 (14), 1951 (7)]

** Note: Two years vacated due to use of ineligible student-athlete*

INDIVIDUAL RECORDS

Note: Only modern era (1949-50 to present)

GAME

Points....45, Charles Bailey vs. North Texas (2 ot), 1973-74
Points (in Regulation)....43, Kevin Olekaibe vs. Seattle U, 2/23/12
FGs....18, 2x, last by Courtney Alexander vs. UAB, 12/11/99
Best FG Pct. (Min. 10 atts)....1.000 (10-10), 3x last by Melvin Ely, vs. San Jose State, 1/7/99
3-pt. FGs Made....9, 5x, last by Eddie Miller vs. Idaho, 1/12/08
3-pt. FGs Att....19, Dominick Young vs. Colorado State, 2/22/97
Best 3-pt. Pct. (Min. 5 atts)....1.000 (6-6), 3x, last by Kevin Olekaibe, at Colorado State, 2/27/13
FTs Made....16, 2x, last by Quinton Hosley at Montanta State, 12/9/06
FTs Att....20, Jerry Pender vs. Long Beach State, 1970-71
Consecutive FTs Made....17, Bill Findley vs. San Diego State, 1955-56
Rebounds....35, Larry Abney vs. SMU, 2/17/00
Assists....17, 2x, last by Tito Maddox vs. TCU, 1/10/01
Steals....11, Travis DeManby vs. Oklahoma State, 2/10/02
Blocked Shots....11, Mustafa Al-Sayyad vs. Buffalo, 2/21/05

SEASON

Points....725, Marvelle Harris, 2015-16
Highest Scoring Average....24.8, Courtney Alexander, 1999-00
FGs Made....264, Courtney Alexander, 1998-99
FGs Att....589, Marvelle Harris, 2015-16
Best Field Goal Pct....623 (152-244), Darnell McCulloch, 1994-95
3-pt. FGs Made....120, Dominick Young, 1995-96
3-pt. FGs Att....330, Dominick Young, 1996-97
Best 3-pt. FG Pct....500 (64-128), Brian Santiago, 1993-94
FTs Made....179, Marvelle Harris, 2015-16
FTs Att....248, Jerry Pender, 1970-71
Best FT Pct....909 (120-132), Paul George, 2009-10
Rebounds....452, Lonnie Hughey, 1965-66
Highest Rebound Average....15.6, Lonnie Hughey, 1965-66
Assists....240, Rafer Alston, 1997-98
Steals....81, Dominick Young, 1994-95
Consecutive Double Figure Games....57, Courtney Alexander, 1998-99 and 1999-00 (every game in his career)
Blocked Shots....114, Dominic McGuire, 2006-07
Fouls....122, Bruce Henning, 1974-75
Disqualifications....9, 2x, last by Tod Bernard, 1990-91
Consecutive FTs Made....28, Rod Higgins, 1980-81, 1981-82
Consecutive FG Made....13, Wil Hooker, 1990-91

CAREER

Points....2,031, Marvelle Harris, 2013-16
Highest Scoring Avg....22.6, Courtney Alexander, 1998-00
FGs Made....789, Melvin Ely, 1999-02
FGs Att....1,595, Marvelle Harris, 2013-16
Best FG Pct....591, Darnell McCulloch (364-616), 1995-97
3-pt. FGs Made....279, Dominick Young, 1995-97
3-pt. FGs Att....798, Dominick Young, 1995-97
Best 3-pt. FG Pct....448 (99-221), Brian Santiago, 1993-94
FTs Made....506, Marvelle Harris, 2013-16
FTs Att....678, Marvelle Harris, 2013-16
Best FT Pct....836 (327-391) Wil Hooker, 1989-92
Rebounds....1,080, Gary Alcorn, 1957-59
Highest Rebound Avg....15.0, Lonnie Hughey, 1965-66
Assists....599, Kevin Bell, 2004-08
Steals....227, Dominick Young, 1995-97
Blocked Shots....362, Melvin Ely, 1999-02
Fouls....384, Pat Riddlesprigger, 1989-92
Disqualifications....20, Tod Bernard, 1989-92
....20, Pat Riddlesprigger, 1989-92

COACHING RECORDS

MOST WINS

	Coach	Year(s)	W-L	Pct.	Titles*
1.	Boyd Grant	1977-86	194-74	.724	4
2.	Ed Gregory	1965-77	172-142	.548	1
3.	Jerry Tarkanian	1995-02	104-79	.568	1
4.	**Rodney Terry**	**2011-present**	**93-88**	**.514**	**1**
	Harry Miller	1960-65	93-39	.705	4
6.	Steve Cleveland	2005-11	92-98	.484	0
7.	Bill Vandenburgh	1954-60	89-63	.586	2
8.	Gary Colson	1990-95	76-73	.510	0
9.	Arthur W. Jones	1921-29	70-53	.569	4
10.	Dutch Warmerdam	1947-53	55-107	.340	0
11.	Ray Lopes	2002-05	50-37	.575	1
12.	Hal Beatty	1939-42, 45-47	49-57	.462	0
13.	Stan Borleske	1934-39	43-61	.414	0
	Ron Adams	1986-90	43-62	.410	0
15.	J. Flint Hanner	1929-32, 44-45	27-26	.509	0
16.	Clark Van Galder	1953-54	12-16	.429	0
17.	Leo A. Harris	1932-33	7-7	.500	0
18.	Pix Pierson	1942-43	6-6-1	.500	0

: Includes conference tournament titles

COACHING RECORDS BY SEASON

** Indicates several results vacated due to use of an ineligible player*

Year	Coach	Overall	Conference	Finish
1921-22	Arthur W. Jones	6-5	-	-
1922-23	Arthur W. Jones	14-7	-	-
1923-24	Arthur W. Jones	7-6	-	-
1924-25	Arthur W. Jones	12-7	-	-
1925-26	Arthur W. Jones	11-3	-	-
1926-27	Arthur W. Jones	12-8	-	-
1927-28	Arthur W. Jones	6-11	-	-
1928-29	Arthur W. Jones	12-6	-	-
1929-30	J. Flint Hanner	11-5	-	-
1930-31	J. Flint Hanner	8-6	-	-
1931-32	J. Flint Hanner	6-9	-	-
1932-33	Leo A. Harris	7-7	-	-
1933-34	No Coach	0-2	-	-
1934-35	Stan Borleske	12-8	-	-
1935-36	Stan Borleske	10-17	-	-
1936-37	Stan Borleske	4-13	-	-
1937-38	Stan Borleske	11-10	-	-
1938-39	Stan Borleske	6-13	-	-
1939-40	Hal Beatty	8-11	-	-
1940-41	Hal Beatty	9-14	-	-
1941-42	Hal Beatty	11-9	-	-
1942-43	Pix Pierson	6-6-1	-	-
1943-44	No Team	- -	-	
1944-45	J. Flint Hanner	2-6	-	-
1945-46	Hal Beatty	10-13	-	-
1946-47	Hal Beatty	11-10	-	-
1947-48	Dutch Warmerdam	10-16	-	-
1948-49	Dutch Warmerdam	14-16	-	-
1949-50	Dutch Warmerdam	7-19	-	-
1950-51	Dutch Warmerdam	5-19	-	-
1951-52	Dutch Warmerdam	9-18	-	-
1952-53	Dutch Warmerdam	10-19	-	-
1953-54	Clark Van Galder	13-16	-	-
1954-55	Bill Vandenburgh	11-13	-	-
1955-56	Bill Vandenburgh	8-17	-	-
1956-57	Bill Vandenburgh	16-10	-	-
1957-58	Bill Vandenburgh	19-8	-	-
1958-59	Bill Vandenburgh	17-5	-	-
1959-60	Bill Vandenburgh	18-10	-	-
1960-61	Harry Miller	14-12	-	-
1961-62	Harry Miller	19-7	10-2	1st
1962-63	Harry Miller	21-8	9-3	1st
1963-64	Harry Miller	21-5	10-0	1st
1964-65	Harry Miller	20-7	8-2	1st
1965-66	Ed Gregory	21-8	9-1	1st
1966-67	Ed Gregory	17-9	8-2	2nd
1967-68	Ed Gregory	18-8	9-5	T2nd
1968-69	Ed Gregory	17-8	6-5	2nd
1969-70	Ed Gregory	14-12	5-5	4th
1970-71	Ed Gregory	15-11	4-6	4th
1971-72	Ed Gregory	9-17	2-10	7th
1972-73	Ed Gregory	10-16	1-11	7th
1973-74	Ed Gregory	16-9	5-7	4th
1974-75	Ed Gregory	16-10	5-5	3rd
1975-76	Ed Gregory	12-14	4-6	T5th
1976-77	Ed Gregory	7-20	1-11	7th
1977-78	Boyd Grant	21-6	11-3	T1st
1978-79	Boyd Grant	16-12	9-5	T2nd
1979-80	Boyd Grant	17-7	8-4	3rd
1980-81	Boyd Grant	25-4	12-2	1st
1981-82	Boyd Grant	27-3	13-1	1st
1982-83	Boyd Grant	25-10	9-7	4th
1983-84	Boyd Grant	25-8	13-5	3rd
1984-85	Boyd Grant	23-9	15-3	2nd
1985-86	Boyd Grant	15-15	8-10	T6th
1986-87	Ron Adams	9-20	4-14	10th
1987-88	Ron Adams	9-19	6-12	9th
1988-89	Ron Adams	15-14	9-9	7th
1989-90	Ron Adams	10-19	4-14	9th
1990-91	Gary Colson	14-16	7-11	T6th
1991-92	Gary Colson	15-16	6-12	8th
1992-93	Gary Colson	13-15	8-10	6th
1993-94	Gary Colson	21-11	13-5	2nd
1994-95	Gary Colson	13-15	7-11	T7th
1995-96	Jerry Tarkanian	22-11	13-5	3rd
1996-97	Jerry Tarkanian	20-12	12-4	T1st
1997-98	Jerry Tarkanian	21-13	10-4	2nd (Pacific)
1998-99*	Jerry Tarkanian	1-12	1-5	–
1999-00*	Jerry Tarkanian	12-9	2-3	–
2000-01*	Jerry Tarkanian	9-7	7-3	–
2001-02	Jerry Tarkanian	19-15	9-9	6th
2002-03	Ray Lopes	20-8	13-5	1st
2003-04	Ray Lopes	14-15	10-8	6th
2004-05	Ray Lopes	16-14	9-9	4th
2005-06	Steve Cleveland	15-13	8-8	6th
2006-07	Steve Cleveland	22-10	10-6	3rd
2007-08	Steve Cleveland	13-19	5-11	T6th
2008-09	Steve Cleveland	13-21	3-13	9th
2009-10	Steve Cleveland	15-18	7-9	5th
2010-11	Steve Clevleand	14-17	6-10	8th
2011-12	**Rodney Terry**	**13-20**	**3-11**	**7th**
2012-13	**Rodney Terry**	**11-19**	**5-11**	**7th**
2013-14	**Rodney Terry**	**21-18**	**9-9**	**T-5th**
2014-15	**Rodney Terry**	**15-17**	**10-8**	**6th**
2015-16	**Rodney Terry**	**25-10**	**13-5**	**2nd**
2016-17	**Rodney Terry**	**8-4**	**0-0**	**---**

2016-17 BOX SCORES

Official Basketball Box Score -- Game Totals -- Final Statistics
UTSA vs Fresno State
11/11/16 7 p.m. PT at Save Mart Center --- Fresno, Calif.

UTSA 66 • 0-1

##	Player		Total FG-FGA	3-Ptr FG-FGA	FT-FTA	Rebounds Off	Def	Tot	PF	TP	A	TO	Blk	Stl	Min
01	BEVERLY, Jeff	f	5-14	1-4	3-6	5	3	8	5	14	0	4	0	0	17
25	ALLEN, Nick	f	6-10	1-2	4-6	7	7	14	3	17	1	2	0	0	29
02	HARRIS, J.R.	g	3-15	0-10	0-0	0	3	3	2	6	1	2	0	1	28
05	DE NICOLAO, Giovanni	g	4-8	2-4	1-2	1	1	2	5	11	3	5	0	1	23
13	FROHNEN, Byron	g	5-9	0-1	1-5	4	7	11	3	11	2	0	0	1	31
03	LITTLES, Gino		0-4	0-1	2-4	0	1	1	2	2	3	3	0	0	22
11	KARRER, Austin		0-0	0-0	0-0	2	2	4	1	0	1	1	0	1	15
15	O'BRIEN, Lucas		1-5	0-1	0-0	3	3	6	2	2	0	0	0	0	18
20	WILLBORN III, George		1-5	1-2	0-0	1	2	3	1	3	0	3	0	0	17
	Team					2	1	3							
	Totals		25-70	5-25	11-23	25	30	55	24	66	11	20	0	4	200

FG % 1st Half: 10-29 34.5% 2nd half: 15-41 36.6% Game: 25-70 35.7%
3FG % 1st Half: 2-15 13.3% 2nd half: 3-10 30.0% Game: 5-25 20.0%
FT % 1st Half: 1-4 25.0% 2nd half: 10-19 52.6% Game: 11-23 47.8%

Deadball Rebounds 5

Fresno State 69 • 1-0

##	Player		Total FG-FGA	3-Ptr FG-FGA	FT-FTA	Rebounds Off	Def	Tot	PF	TP	A	TO	Blk	Stl	Min
03	WATSON, Paul	f	5-13	2-6	5-6	0	4	4	4	17	2	2	0	1	35
13	RUSSO, Cullen	f	6-10	1-3	10-12	1	9	10	3	23	2	2	2	1	36
34	CARTER II, Terrell	c	1-3	0-0	2-3	0	0	0	2	4	0	0	0	0	17
01	HOPKINS, Jaron	g	3-10	0-0	1-2	0	6	6	2	7	5	2	0	5	30
05	TAYLOR, Jahmel	g	3-4	3-4	0-2	0	2	2	4	9	1	1	0	2	22
00	MCDOWELL-WHITE, D.		0-1	0-1	0-0	0	0	0	0	0	0	0	0	0	2
10	MCWILLIAMS, Johnny		0-3	0-3	1-2	0	0	0	1	1	0	1	0	1	11
11	WILLIAMS, Bryson		1-1	0-0	0-0	1	2	3	3	2	0	2	0	0	14
20	BITTNER, Sam		0-0	0-0	0-0	0	0	0	1	0	0	0	0	0	6
21	TAYLOR, Deshon		1-4	0-1	4-6	1	3	4	2	6	1	1	0	4	25
32	GRIMES, Nate		0-0	0-0	0-0	0	0	0	0	0	0	0	0	0	2
	Team					0	1	1							
	Totals		20-49	6-18	23-33	3	27	30	22	69	11	11	2	14	200

FG % 1st Half: 9-26 34.6% 2nd half: 11-23 47.8% Game: 20-49 40.8%
3FG % 1st Half: 2-10 20.0% 2nd half: 4-8 50.0% Game: 6-18 33.3%
FT % 1st Half: 8-12 66.7% 2nd half: 15-21 71.4% Game: 23-33 69.7%

Deadball Rebounds 6

Officials: Brad Ferrie, Ronnie Hernandez, Brady Chelette
Technical fouls: UTSA-None. Fresno State-None.
Attendance: 6088

Score by periods	1st	2nd	Total
UTSA	23	43	**66**
Fresno State	28	41	**69**

Points	In Paint	Off T/O	2nd Chance	Fast Break	Bench
UTSA	28	6	25	2	7
FS	16	19	6	6	9

Last FG - UTSA 2nd-00:05, FS 2nd-00:55.
Largest lead - UTSA by 1 1st-18:12, FS by 15 2nd-08:27.
UTSA led for 00:17. FS led for 38:28. Game was tied for 01:15.

Score tied - 1 time.
Lead changed - 2 times.

Official Basketball Box Score -- Game Totals -- Final Statistics
Prairie View A&M vs Fresno State
11/14/16 7 p.m. PT at Save Mart Center --- Fresno, Calif.

Prairie View A&M 84 • 1-1

##	Player		Total FG-FGA	3-Ptr FG-FGA	FT-FTA	Rebounds Off	Def	Tot	PF	TP	A	TO	Blk	Stl	Min
21	Shay'rone Jett	f	0-1	0-1	0-0	0	0	0	2	0	0	0	0	0	4
12	JD Wallace	c	2-2	0-0	1-2	1	4	5	2	5	0	0	4	0	23
11	Ja'Donta Blakley	g	2-4	0-0	7-10	1	1	2	4	11	8	2	1	0	27
25	Daquan Cook	g	4-11	3-7	6-6	0	1	1	0	17	1	2	0	2	34
30	James Westbrook	g	5-8	2-4	2-2	0	7	7	4	14	1	1	0	2	23
02	Avery Lomax		1-1	0-0	0-0	0	0	0	0	2	2	1	0	0	4
03	Jordan giddings		0-0	0-0	0-0	0	0	0	0	0	0	0	0	0	1
05	Tevin Bellinger		3-8	1-3	4-5	1	3	4	2	11	3	2	0	2	18
10	Lavonne Davis		1-1	0-0	0-0	0	0	0	1	2	0	0	0	0	12
13	Evans Ganapamo		0-0	0-0	0-0	0	1	1	0	0	0	0	0	0	0
14	Zachary Hamilton		3-9	2-5	2-2	0	2	2	3	10	0	2	0	1	23
22	Shaquille Preston		0-1	0-0	0-0	1	0	1	1	0	0	0	0	0	5
23	Admassu Williams		4-8	0-0	4-4	1	4	5	4	12	0	1	0	1	26
	Team					1	0	1				2			
	Totals		25-54	8-20	26-31	6	23	29	23	84	15	13	5	8	200

FG % 1st Half: 13-31 41.9% 2nd half: 12-23 52.2% Game: 25-54 46.3%
3FG % 1st Half: 5-12 41.7% 2nd half: 3-8 37.5% Game: 8-20 40.0%
FT % 1st Half: 5-6 83.3% 2nd half: 21-25 84.0% Game: 26-31 83.9%

Deadball Rebounds 1

Fresno State 78 • 1-1

##	Player		Total FG-FGA	3-Ptr FG-FGA	FT-FTA	Rebounds Off	Def	Tot	PF	TP	A	TO	Blk	Stl	Min
03	WATSON, Paul	f	5-15	3-8	8-10	4	6	10	4	21	2	6	0	3	33
11	WILLIAMS, Bryson	f	1-3	0-0	1-2	1	1	2	1	3	0	1	0	0	12
13	RUSSO, Cullen	f	5-8	0-1	1-3	3	6	9	5	11	2	2	3	1	35
01	HOPKINS, Jaron	g	9-14	1-3	0-0	1	3	4	4	19	4	2	0	1	29
05	TAYLOR, Jahmel	g	4-9	2-5	0-0	0	2	2	3	10	2	0	0	0	27
10	MCWILLIAMS, Johnny		0-3	0-2	3-3	0	1	1	0	3	0	1	0	0	12
14	BEDDEO, Ryan		0-0	0-0	0-0	0	0	0	0	0	1	1	0	0	2
20	BITTNER, Sam		0-0	0-0	0-0	1	0	1	1	0	0	0	0	0	2
21	TAYLOR, Deshon		1-4	1-1	0-1	0	3	3	2	3	4	1	0	3	24
32	GRIMES, Nate		4-6	0-0	0-0	3	3	6	1	8	0	1	0	0	16
34	CARTER II, Terrell		0-0	0-0	0-3	0	1	1	5	0	0	3	0	1	8
	Team					3	1	4							
	Totals		29-62	7-20	13-22	16	27	43	26	78	15	18	3	9	200

FG % 1st Half: 16-27 59.3% 2nd half: 13-35 37.1% Game: 29-62 46.8%
3FG % 1st Half: 4-9 44.4% 2nd half: 3-11 27.3% Game: 7-20 35.0%
FT % 1st Half: 5-10 50.0% 2nd half: 8-12 66.7% Game: 13-22 59.1%

Deadball Rebounds 3

Officials: Bill Vinovich, Ken Ditty, Tom Nally
Technical fouls: Prairie View A&M-None. Fresno State-TEAM.
Attendance: 6036

Score by periods	1st	2nd	Total
Prairie View A&M	36	48	**84**
Fresno State	41	37	**78**

Points	In Paint	Off T/O	2nd Chance	Fast Break	Bench
PV	30	22	8	15	37
FS	40	18	11	15	14

Last FG - PV 2nd-03:32, FS 2nd-00:08.
Largest lead - PV by 12 2nd-00:43, FS by 7 1st-00:54.
PV led for 15:20. FS led for 21:02. Game was tied for 03:38.

Score tied - 7 times.
Lead changed - 11 times.

Official Basketball Box Score -- Game Totals -- Final Statistics
Lamar vs Fresno State
11/19/16 11 a.m. PT at Save Mart Center --- Fresno, Calif.

Lamar 64 • 2-1

##	Player		Total FG-FGA	3-Ptr FG-FGA	FT-FTA	Rebounds Off	Def	Tot	PF	TP	A	TO	Blk	Stl	Min
11	Nzeakor, Josh	f	2-3	0-0	2-4	1	0	1	4	6	0	1	0	1	15
21	Weisbrod, Colton	f	4-13	0-0	2-5	4	2	6	2	10	1	3	0	1	34
10	Noel, Torey	g	2-4	1-3	0-0	0	2	2	4	5	1	3	0	1	14
20	Owens, Marcus	g	2-6	2-6	2-2	3	5	8	1	8	1	2	0	0	35
32	Frenchwood, Joey	g	2-5	1-4	0-0	0	3	3	4	5	3	1	0	2	21
02	Chatman, Dorian		3-7	0-0	0-1	0	2	2	3	6	0	3	0	0	18
03	Garth, Nick		3-9	0-4	2-2	0	4	4	1	8	3	0	0	0	29
04	McGee, Cameron		3-4	1-2	3-3	1	1	2	2	10	3	0	0	1	16
05	Davis, Lincoln		0-0	0-0	0-0	0	0	0	0	0	0	0	0	0	0+
12	Bosha, Zjori		0-0	0-0	0-0	0	0	0	0	0	0	0	0	0	4
13	Hubby, Terrance		0-0	0-0	1-2	0	1	1	1	1	0	0	0	0	1
15	Atwood, Tyrin		0-0	0-0	0-0	0	0	0	0	0	0	0	0	0	1
30	Albright, Christian		2-6	1-4	0-0	0	0	0	1	5	0	0	0	0	12
	Team					1	1	2							
	Totals		23-57	6-23	12-19	10	21	31	23	64	12	13	0	6	200

FG % 1st Half: 9-31 29.0% 2nd half: 14-26 53.8% Game: 23-57 40.4%
3FG % 1st Half: 4-14 28.6% 2nd half: 2-9 22.2% Game: 6-23 26.1%
FT % 1st Half: 2-2 100.0 2nd half: 10-17 58.8% Game: 12-19 63.2%

Deadball Rebounds 3

Fresno State 83 • 2-1

##	Player		Total FG-FGA	3-Ptr FG-FGA	FT-FTA	Rebounds Off	Def	Tot	PF	TP	A	TO	Blk	Stl	Min
03	WATSON, Paul	f	5-8	2-5	5-5	1	5	6	3	17	0	2	1	1	32
11	WILLIAMS, Bryson	f	0-1	0-0	1-2	0	1	1	3	1	0	1	0	0	13
13	RUSSO, Cullen	f	0-2	0-0	2-2	0	4	4	3	2	2	1	1	0	22
01	HOPKINS, Jaron	g	9-18	0-2	5-6	1	4	5	1	23	1	0	1	5	35
05	TAYLOR, Jahmel	g	6-8	4-6	0-1	0	2	2	1	16	0	2	0	1	29
10	MCWILLIAMS, Johnny		1-2	0-1	0-0	0	0	0	0	2	0	1	0	0	7
20	BITTNER, Sam		1-1	0-0	0-0	1	3	4	4	2	4	0	0	0	18
21	TAYLOR, Deshon		1-4	1-4	2-2	0	3	3	1	5	3	3	0	1	16
32	GRIMES, Nate		0-0	0-0	0-2	0	1	1	1	0	0	0	0	0	2
34	CARTER II, Terrell		7-9	0-0	1-3	3	3	6	2	15	2	0	0	0	26
	Team					0	2	2							
	Totals		30-53	7-18	16-23	6	28	34	19	83	12	10	3	8	200

FG % 1st Half: 16-28 57.1% 2nd half: 14-25 56.0% Game: 30-53 56.6%
3FG % 1st Half: 4-9 44.4% 2nd half: 3-9 33.3% Game: 7-18 38.9%
FT % 1st Half: 2-3 66.7% 2nd half: 14-20 70.0% Game: 16-23 69.6%

Deadball Rebounds 3

Officials: Larry Spaulding, Frank Harvey III, Casey McClellan
Technical fouls: Lamar-None. Fresno State-None.
Attendance: 5269

Score by periods	1st	2nd	Total
Lamar	24	40	**64**
Fresno State	38	45	**83**

Points	In Paint	Off T/O	2nd Chance	Fast Break	Bench
LU	26	11	11	6	30
FS	36	15	4	4	24

Last FG - LU 2nd-02:06, FS 2nd-02:25.
Largest lead - LU by 4 1st-17:56, FS by 20 2nd-02:25.
LU led for 05:41. FS led for 31:34. Game was tied for 02:45.

Score tied - 1 time.
Lead changed - 3 times.

Official Basketball Box Score -- Game Totals -- Final Statistics
Fresno State vs CSU Bakersfield
11/22/16 7:07 p.m. at Bakersfield, CA (Icardo Center)

Fresno State 63 • 2-2

##	Player		Total FG-FGA	3-Ptr FG-FGA	FT-FTA	Rebounds Off	Def	Tot	PF	TP	A	TO	Blk	Stl	Min
11	WILLIAMS, Bryson	f	5-6	0-0	1-3	2	2	4	1	11	0	1	2	0	19
13	RUSSO, Cullen	f	4-7	1-2	3-3	0	4	4	3	12	0	0	0	0	25
01	HOPKINS, Jaron	g	5-12	0-2	2-2	4	6	10	4	12	2	6	0	1	31
03	WATSON, Paul	g	2-6	0-1	0-0	1	4	5	5	4	0	3	0	3	34
05	TAYLOR, Jahmel	g	2-8	1-3	5-6	0	3	3	4	10	1	0	0	2	34
10	MCWILLIAMS, Johnny		0-0	0-0	0-0	0	1	1	0	0	0	1	0	1	3
20	BITTNER, Sam		0-2	0-1	0-0	0	0	0	3	0	2	0	0	2	15
21	TAYLOR, Deshon		0-4	0-3	9-10	0	0	0	1	9	2	2	0	0	22
32	GRIMES, Nate		0-1	0-0	0-0	1	0	1	0	0	0	0	0	1	4
34	CARTER II, Terrell		1-2	0-0	3-5	1	1	2	3	5	0	2	0	1	13
	Team					0	1	1				1			
	Totals		19-48	2-12	23-29	9	22	31	24	63	7	16	2	11	200

FG % 1st Half: 8-20 40.0% 2nd half: 11-28 39.3% Game: 19-48 39.6%
3FG % 1st Half: 1-7 14.3% 2nd half: 1-5 20.0% Game: 2-12 16.7%
FT % 1st Half: 8-12 66.7% 2nd half: 15-17 88.2% Game: 23-29 79.3%

Deadball Rebounds 1

CSU Bakersfield 71 • 3-1

##	Player		Total FG-FGA	3-Ptr FG-FGA	FT-FTA	Rebounds Off	Def	Tot	PF	TP	A	TO	Blk	Stl	Min
00	Smith, Matt	f	4-7	0-0	1-1	1	0	1	5	9	0	2	1	1	18
13	Briggs, Shon	f	1-4	0-1	0-1	2	3	5	4	2	1	0	0	0	16
01	Wrapp, Brent	g	0-3	0-0	4-8	2	1	3	1	4	2	0	0	1	18
05	Basile, Dedrick	g	2-10	0-3	4-5	2	4	6	1	8	6	4	0	3	28
11	Airington, Jaylin	g	9-17	3-6	7-8	3	3	6	0	28	3	4	0	1	35
03	Moore, Taze		1-3	0-1	0-0	3	2	5	3	2	2	2	0	0	15
04	Suber, James		1-2	0-0	0-0	1	6	7	4	2	0	0	0	1	18
22	Aly, Moataz		0-0	0-0	0-0	0	0	0	3	0	0	0	0	0	2
23	Durham, Damiyne		5-10	3-7	2-2	3	2	5	0	15	1	0	1	2	24
51	Pride, Justin		0-2	0-0	1-4	0	4	4	4	1	2	3	0	1	26
	Team					1	0	1				2			
	Totals		23-58	6-18	19-29	18	25	43	25	71	17	17	2	10	200

FG % 1st Half: 14-32 43.8% 2nd half: 9-26 34.6% Game: 23-58 39.7%
3FG % 1st Half: 4-9 44.4% 2nd half: 2-9 22.2% Game: 6-18 33.3%
FT % 1st Half: 2-3 66.7% 2nd half: 17-26 65.4% Game: 19-29 65.5%

Deadball Rebounds 5

Officials: Mike Scyphers, Shawn Leigh, Deron White
Technical fouls: Fresno State-None. CSU Bakersfield-None.
Attendance: 3497

Score by periods	1st	2nd	Total
Fresno State	25	38	**63**
CSU Bakersfield	34	37	**71**

Points	In Paint	Off T/O	2nd Chance	Fast Break	Bench
FS	32	8	8	2	14
CSUB	34	12	11	17	20

Last FG - FS 2nd-00:13, CSUB 2nd-02:31.
Largest lead - FS by 2 1st-19:46, CSUB by 22 2nd-12:45.
FS led for 02:54. CSUB led for 36:13. Game was tied for 00:42.

Score tied - 1 time.
Lead changed - 3 times.

2016-17 BOX SCORES

Official Basketball Box Score -- Game Totals -- Final Statistics
Fresno State vs Oregon State
11/25/16 6:00 PM at Corvallis, Ore. (Gill Coliseum)

Fresno State 63 • 3-2

##	Player		Total FG-FGA	3-Ptr FG-FGA	FT-FTA	Rebounds Off	Def	Tot	PF	TP	A	TO	Blk	Stl	Min
11	WILLIAMS, Bryson	f	4-5	0-0	0-0	2	5	7	5	8	0	2	0	0	14
13	RUSSO, Cullen	f	1-6	0-1	5-5	1	1	2	3	7	2	2	0	3	30
01	HOPKINS, Jaron	g	4-9	0-1	2-4	1	2	3	1	10	2	4	0	1	27
03	WATSON, Paul	g	4-12	3-6	2-2	0	9	9	4	13	3	2	0	0	38
05	TAYLOR, Jahmel	g	6-11	6-10	3-4	1	1	2	3	21	4	2	0	3	38
10	MCWILLIAMS, Johnny		0-0	0-0	0-0	0	0	0	0	0	0	0	0	1	2
20	BITTNER, Sam		0-0	0-0	0-0	0	0	0	0	0	0	0	0	1	10
21	TAYLOR, Deshon		0-3	0-2	0-0	0	1	1	0	0	4	0	0	0	15
32	GRIMES, Nate		0-0	0-0	0-0	0	1	1	2	0	0	0	0	0	4
34	CARTER II, Terrell		2-6	0-0	0-2	1	4	5	4	4	0	1	2	1	22
	Team					1	1	2							
	Totals		21-52	9-20	12-17	7	25	32	22	63	15	13	2	10	200

FG % 1st Half: 9-26 34.6% 2nd half: 12-26 46.2% Game: 21-52 40.4%
3FG % 1st Half: 5-13 38.5% 2nd half: 4-7 57.1% Game: 9-20 45.0%
FT % 1st Half: 4-5 80.0% 2nd half: 8-12 66.7% Game: 12-17 70.6%

Deadball Rebounds 3

Oregon State 58 • 2-4

##	Player		Total FG-FGA	3-Ptr FG-FGA	FT-FTA	Rebounds Off	Def	Tot	PF	TP	A	TO	Blk	Stl	Min
03	Tinkle, Tres	f	8-15	2-6	13-15	0	10	10	2	31	0	4	0	6	38
12	Eubanks, Drew	f	2-2	0-0	0-2	0	4	4	3	4	1	1	5	0	27
05	N'diaye, Cheikh	c	0-2	0-0	0-0	1	2	3	1	0	0	0	0	0	8
00	McLaughlin, JaQuori	g	4-9	2-7	2-2	1	2	3	3	12	2	3	0	0	34
02	Stacy, Ronnie	g	1-6	0-3	0-0	0	2	2	1	2	3	0	0	1	26
14	Dahlen, Matt		0-0	0-0	0-0	0	1	1	1	0	0	2	0	0	6
15	Sanders, Tanner		0-1	0-0	0-0	0	3	3	2	0	0	0	0	0	14
22	Muller, Daine		1-3	1-3	0-0	0	1	1	2	3	1	2	0	0	22
23	Rakocevic, Gligorije		1-2	0-0	2-4	0	0	0	1	4	0	1	0	0	10
24	Manuel, Kendal		1-4	0-1	0-0	2	0	2	2	2	2	2	0	0	15
	Team					1	1	2				2			
	Totals		18-44	5-20	17-23	5	26	31	18	58	9	17	5	7	200

FG % 1st Half: 7-18 38.9% 2nd half: 11-26 42.3% Game: 18-44 40.9%
3FG % 1st Half: 3-9 33.3% 2nd half: 2-11 18.2% Game: 5-20 25.0%
FT % 1st Half: 9-12 75.0% 2nd half: 8-11 72.7% Game: 17-23 73.9%

Deadball Rebounds 2

Officials: Gregory Nixon, Deldre Carr, Nate Harris
Technical fouls: Fresno State-None. Oregon State-None.
Attendance: 5005

Score by periods	1st	2nd	Total
Fresno State	27	36	**63**
Oregon State	26	32	**58**

Points	In Paint	Off T/O	2nd Chance	Fast Break	Bench
FS	20	22	7	0	4
OSU	18	15	3	2	9

Last FG - FS 2nd-03:40, OSU 2nd-00:28.
Largest lead - FS by 15 2nd-10:30, OSU by 11 1st-05:08.
FS led for 22:46. OSU led for 14:09. Game was tied for 03:05.

Score tied - 4 times.
Lead changed - 2 times.

Official Basketball Box Score -- Game Totals -- Final Statistics
Menlo College vs Fresno State
11/30/16 5 p.m. PT at Save Mart Center --- Fresno, Calif.

Menlo College 67 • 5-5

##	Player		Total FG-FGA	3-Ptr FG-FGA	FT-FTA	Rebounds Off	Def	Tot	PF	TP	A	TO	Blk	Stl	Min
40	AmayaWood, Rosendo	f	2-2	0-0	1-2	1	0	1	4	5	1	0	0	0	13
44	Asplund, William	f	1-3	0-0	0-0	2	2	4	4	2	0	2	1	0	14
03	Graham, Ben	g	5-11	2-5	1-1	1	2	3	0	13	2	5	0	0	24
12	Sawin, Brad	g	0-3	0-1	0-0	0	1	1	0	0	0	2	0	0	13
15	Wall, Jared	g	5-14	2-7	5-6	1	3	4	3	17	1	1	0	0	26
00	Nymo, Anders		1-1	1-1	2-2	0	0	0	0	5	3	0	0	0	9
05	Eggleton, Mikey		0-2	0-1	0-0	1	0	1	1	0	0	0	0	0	7
11	Testa, Jeremiah		3-8	0-1	0-0	0	5	5	3	6	0	0	0	1	25
22	Paine, John		4-10	1-5	2-2	1	3	4	4	11	1	0	0	1	28
24	Hauser, Michael		0-2	0-0	0-0	0	2	2	1	0	0	0	0	0	7
25	Camero, Kalan		1-4	1-4	1-2	1	1	2	3	4	0	1	0	2	11
31	Evans, Tyler		0-1	0-1	0-0	0	1	1	0	0	0	0	0	0	5
42	Fredlund, Aric		0-1	0-0	1-2	1	2	3	1	1	0	0	1	0	10
54	Wurm, Zach		1-2	1-1	0-0	0	1	1	0	3	0	0	0	1	8
	Team					0	1	1							
	Totals		23-64	8-27	13-17	9	24	33	24	67	8	11	2	5	200

FG % 1st Half: 14-33 42.4% 2nd half: 9-31 29.0% Game: 23-64 35.9%
3FG % 1st Half: 4-15 26.7% 2nd half: 4-12 33.3% Game: 8-27 29.6%
FT % 1st Half: 2-3 66.7% 2nd half: 11-14 78.6% Game: 13-17 76.5%

Deadball Rebounds 3

Fresno State 80 • 4-2

##	Player		Total FG-FGA	3-Ptr FG-FGA	FT-FTA	Rebounds Off	Def	Tot	PF	TP	A	TO	Blk	Stl	Min
03	WATSON, Paul	f	4-7	0-2	2-3	0	5	5	2	10	2	2	1	0	23
11	WILLIAMS, Bryson	f	5-7	0-0	2-2	1	6	7	2	12	0	1	2	0	14
13	RUSSO, Cullen	f	1-4	0-0	3-7	0	3	3	0	5	5	4	0	2	20
01	HOPKINS, Jaron	g	9-12	0-1	0-1	0	3	3	3	18	2	1	0	1	28
05	TAYLOR, Jahmel	g	1-5	1-4	4-4	1	8	9	2	7	1	3	1	1	28
00	MCDOWELL-WHITE, D.		0-0	0-0	0-0	0	0	0	0	0	0	0	0	0	3
10	MCWILLIAMS, Johnny		0-3	0-1	3-4	1	0	1	4	3	3	0	0	0	15
20	BITTNER, Sam		0-4	0-2	0-0	2	1	3	1	0	0	1	1	1	17
21	TAYLOR, Deshon		3-6	1-4	4-4	0	2	2	1	11	1	1	1	2	24
32	GRIMES, Nate		1-5	0-0	2-3	3	1	4	1	4	0	0	0	1	9
34	CARTER II, Terrell		5-6	0-0	0-1	3	3	6	1	10	0	1	1	0	19
	Team					0	0	0							
	Totals		29-59	2-14	20-29	11	32	43	17	80	14	14	7	8	200

FG % 1st Half: 14-29 48.3% 2nd half: 15-30 50.0% Game: 29-59 49.2%
3FG % 1st Half: 0-5 0.0% 2nd half: 2-9 22.2% Game: 2-14 14.3%
FT % 1st Half: 7-13 53.8% 2nd half: 13-16 81.3% Game: 20-29 69.0%

Deadball Rebounds 4,1

Officials: Rick Hartzell, Marc A. Beasley, Brady Chelette
Technical fouls: Menlo College-None. Fresno State-None.
Attendance: 5147

Score by periods	1st	2nd	Total
Menlo College	34	33	**67**
Fresno State	35	45	**80**

Points	In Paint	Off T/O	2nd Chance	Fast Break	Bench
MC	24	15	10	4	30
FS	50	6	8	16	28

Last FG - MC 2nd-01:16, FS 2nd-00:23.
Largest lead - MC by 2 1st-01:54, FS by 19 2nd-03:16.
MC led for 01:44. FS led for 36:33. Game was tied for 01:43.

Score tied - 2 times.
Lead changed - 6 times.

Official Basketball Box Score -- Game Totals -- Final Statistics
Fresno State vs Drake
12/03/16 2:07 p.m. at Des Moines, Iowa (Knapp Center)

Fresno State 78 • 5-2

##	Player		Total FG-FGA	3-Ptr FG-FGA	FT-FTA	Rebounds Off	Def	Tot	PF	TP	A	TO	Blk	Stl	Min
11	WILLIAMS, Bryson	f	3-3	0-0	0-3	0	3	3	2	6	0	1	2	1	29
13	RUSSO, Cullen	f	3-7	0-2	3-6	2	5	7	1	9	5	5	2	2	40-
01	HOPKINS, Jaron	g	6-12	0-1	0-3	0	11	11	4	12	3	7	2	6	40
03	WATSON, Paul	g	8-11	3-5	0-1	2	4	6	4	19	1	3	2	2	37
05	TAYLOR, Jahmel	g	6-11	5-10	2-2	0	2	2	3	19	2	2	0	0	44
10	MCWILLIAMS, Johnny		2-2	0-0	0-0	0	0	0	0	4	0	0	0	0	7
20	BITTNER, Sam		0-0	0-0	0-0	1	1	2	1	0	0	0	0	0	6
21	TAYLOR, Deshon		0-2	0-2	0-0	0	0	0	0	0	0	1	0	0	6
32	GRIMES, Nate		0-1	0-0	1-2	1	1	2	1	1	0	0	0	0	5
34	CARTER II, Terrell		4-6	0-0	0-2	1	3	4	5	8	0	2	0	0	11
	Team					1	0	1				1			
	Totals		32-55	8-20	6-19	8	30	38	21	78	11	22	8	11	225

FG % 1st Half: 15-26 57.7% 2nd half: 13-22 59.1% OT: 4-7 57.1% Game: 32-55 58.2%
3FG % 1st Half: 7-14 50.0% 2nd half: 1-4 25.0% OT: 0-2 0.0% Game: 8-20 40.0%
FT % 1st Half: 4-9 44.4% 2nd half: 1-9 11.1% OT: 1-1 100.0 Game: 6-19 31.6%

Deadball Rebounds 4

Drake 76 • 1-7

##	Player		Total FG-FGA	3-Ptr FG-FGA	FT-FTA	Rebounds Off	Def	Tot	PF	TP	A	TO	Blk	Stl	Min
22	Schlatter, Casey	f	0-2	0-2	0-0	0	2	2	0	0	0	3	1	0	10
35	McGlynn, Nick	f	2-3	0-0	5-6	0	4	4	2	9	0	2	0	2	20
03	Woodward, Graham	g	0-3	0-3	1-4	0	1	1	2	1	2	0	0	0	19
04	McMurray, De'Antae	g	4-11	2-7	3-3	0	4	4	2	13	3	2	0	2	34
12	Timmer, Reed	g	1-8	1-4	5-5	0	3	3	1	8	3	2	0	1	38
00	Rivers, C.J.		4-10	1-2	3-4	1	5	6	1	12	3	1	0	2	37
02	Wampler, Billy		6-11	4-7	0-0	0	0	0	3	16	1	2	0	2	27
10	Thomas, T.J.		6-9	0-0	1-1	3	2	5	3	13	2	2	0	0	24
23	Arogundade, Ore		1-3	0-2	0-0	1	1	2	2	2	0	0	0	1	8
32	Kuenstling, Kory		1-2	0-0	0-0	3	1	4	2	2	0	0	0	0	8
	Team					1	1	2				1			
	Totals		25-62	8-27	18-23	9	24	33	18	76	14	15	1	10	225

FG % 1st Half: 9-25 36.0% 2nd half: 13-32 40.6% OT: 3-5 60.0% Game: 25-62 40.3%
3FG % 1st Half: 2-10 20.0% 2nd half: 5-15 33.3% OT: 1-2 50.0% Game: 8-27 29.6%
FT % 1st Half: 9-11 81.8% 2nd half: 9-12 75.0% OT: 0-0 0.0% Game: 18-23 78.3%

Deadball Rebounds 3

Officials: Kelly Self, Brent Meaux, Ryan McDaniel
Technical fouls: Fresno State-None. Drake-None.
Attendance: 2633
FS - No. 34 Carter fouled out at 4:12 in the 2nd period

Score by periods	1st	2nd	OT	Total
Fresno State	41	28	9	**78**
Drake	29	40	7	**76**

Points	In Paint	Off T/O	2nd Chance	Fast Break	Bench
FS	38	24	14	7	13
DU	34	24	13	7	45

Last FG - FS OT-00:05, DU OT-00:12.
Largest lead - FS by 20 2nd-10:58, DU by 3 OT-04:23.
FS led for 38:32. DU led for 02:07. Game was tied for 04:21.

Score tied - 4 times.
Lead changed - 2 times.

Official Basketball Box Score -- Game Totals -- Final Statistics
Fresno State vs Marquette
12/6/16 6:30 p.m. CT at BMO Harris Bradley Center

Fresno State 81 • 5-3

##	Player		Total FG-FGA	3-Ptr FG-FGA	FT-FTA	Rebounds Off	Def	Tot	PF	TP	A	TO	Blk	Stl	Min
11	WILLIAMS, Bryson	f	5-6	0-0	0-0	0	0	0	2	10	0	1	0	1	17
13	RUSSO, Cullen	f	4-12	2-5	2-6	1	7	8	5	12	5	2	1	2	30
01	HOPKINS, Jaron	g	2-7	1-2	2-2	0	4	4	4	7	8	3	1	1	27
03	WATSON, Paul	g	2-5	2-3	3-3	0	3	3	3	9	4	3	1	1	35
05	TAYLOR, Jahmel	g	4-5	4-4	4-4	0	3	3	3	16	1	2	0	2	34
10	MCWILLIAMS, Johnny		0-1	0-0	0-0	0	1	1	0	0	0	0	0	0	5
20	BITTNER, Sam		1-2	0-0	0-0	1	0	1	1	2	2	0	0	0	7
21	TAYLOR, Deshon		2-4	0-2	0-0	0	1	1	2	4	2	0	0	0	22
34	CARTER II, Terrell		10-14	0-0	1-2	1	3	4	3	21	2	0	1	0	23
	Team					0	1	1				2			
	Totals		30-56	9-16	12-17	3	23	26	23	81	24	13	4	7	200

FG % 1st Half: 11-26 42.3% 2nd half: 19-30 63.3% Game: 30-56 53.6%
3FG % 1st Half: 3-6 50.0% 2nd half: 6-10 60.0% Game: 9-16 56.3%
FT % 1st Half: 3-6 50.0% 2nd half: 9-11 81.8% Game: 12-17 70.6%

Deadball Rebounds 5

Marquette 84 • 7-2

##	Player		Total FG-FGA	3-Ptr FG-FGA	FT-FTA	Rebounds Off	Def	Tot	PF	TP	A	TO	Blk	Stl	Min
10	HAUSER, Sam	f	5-7	4-6	5-8	0	5	5	2	19	2	1	0	1	24
40	FISCHER, Luke	c	7-8	0-0	4-7	3	2	5	4	18	1	2	1	1	31
00	HOWARD, Markus	g	2-5	2-4	4-4	0	1	1	3	10	4	0	0	1	24
23	JOHNSON, Jajuan	g	6-12	0-3	2-2	1	7	8	0	14	2	4	0	1	34
25	CHEATHAM, Haanif	g	2-6	0-1	2-2	0	2	2	2	6	3	1	0	1	26
01	WILSON, Duane		1-2	0-1	0-0	0	2	2	2	2	0	1	0	1	11
12	HELDT, Matt		0-0	0-0	0-0	0	0	0	0	0	0	0	1	0	9
22	REINHARDT, Katin		1-7	1-4	2-2	0	0	0	0	5	1	0	0	0	25
30	ROWSEY, Andrew		2-2	2-2	4-4	0	2	2	2	10	2	3	0	0	16
	Team					1	2	3				1			
	Totals		26-49	9-21	23-29	5	23	28	15	84	15	13	2	6	200

FG % 1st Half: 16-28 57.1% 2nd half: 10-21 47.6% Game: 26-49 53.1%
3FG % 1st Half: 6-11 54.5% 2nd half: 3-10 30.0% Game: 9-21 42.9%
FT % 1st Half: 9-10 90.0% 2nd half: 14-19 73.7% Game: 23-29 79.3%

Deadball Rebounds 1

Officials: Jeff Clark, Lamar Simpson, Nathan Farrell
Technical fouls: Fresno State-CARTER II, Terrell. Marquette-None.
Attendance: 11550

Score by periods	1st	2nd	Total
Fresno State	28	53	**81**
Marquette	47	37	**84**

Points	In Paint	Off T/O	2nd Chance	Fast Break	Bench
FS	36	22	6	5	27
MU	30	14	8	14	17

Last FG - FS 2nd-00:00, MU 2nd-04:31.
Largest lead - FS by 2 1st-18:01, MU by 22 1st-01:30.
FS led for 00:29. MU led for 36:56. Game was tied for 02:35.

Score tied - 1 time.
Lead changed - 1 time.

2016-17 BOX SCORES

Official Basketball Box Score -- Game Totals -- Final Statistics
Cal Poly vs Fresno State
12/10/16 4 p.m. PT at Save Mart Center --- Fresno, Calif.

Cal Poly 59 • 5-5

##	Player		Total FG-FGA	3-Ptr FG-FGA	FT-FTA	Rebounds Off	Def	Tot	PF	TP	A	TO	Blk	Stl	Min
44	Gordon, Zach	f	0-3	0-0	3-6	3	1	4	2	3	0	0	0	1	27
03	Fields, Donovan	g	6-11	1-3	4-4	0	0	0	2	17	1	4	0	1	25
04	Shead, Jaylen	g	2-7	0-0	0-1	1	5	6	1	4	2	2	0	1	19
10	Shipley, Ridge	g	2-10	1-5	2-5	0	2	2	0	7	5	0	0	1	33
13	Toth, Kyle	g	1-2	1-2	1-2	1	3	4	1	4	0	0	0	1	27
02	John, Trevor		1-1	1-1	2-2	0	1	1	0	5	0	0	0	2	4
11	Sutlive, Taylor		1-2	0-1	0-0	0	0	0	0	2	0	1	0	0	2
20	Joseph, Victor		2-6	2-5	1-2	0	0	0	2	7	0	1	0	0	27
21	Meikle, Luke		2-5	1-3	0-0	0	2	2	0	5	0	0	0	0	16
30	Hollingsworth, Hank		1-2	0-0	0-0	1	2	3	2	2	1	0	0	0	9
35	Niziol, Jakub		1-2	1-2	0-0	0	0	0	0	3	0	0	0	0	11
	Team					0	1	1				1			
	Totals		19-51	8-22	13-22	6	17	23	10	59	9	9	0	7	200

FG % 1st Half: 8-21 38.1% 2nd half: 11-30 36.7% Game: 19-51 37.3%
3FG % 1st Half: 5-9 55.6% 2nd half: 3-13 23.1% Game: 8-22 36.4%
FT % 1st Half: 2-7 28.6% 2nd half: 11-15 73.3% Game: 13-22 59.1%

Deadball Rebounds 5

Fresno State 73 • 6-3

##	Player		Total FG-FGA	3-Ptr FG-FGA	FT-FTA	Rebounds Off	Def	Tot	PF	TP	A	TO	Blk	Stl	Min
03	WATSON, Paul	f	4-8	3-6	2-4	1	6	7	3	13	1	1	0	0	36
11	WILLIAMS, Bryson	f	2-6	0-0	0-0	0	1	1	2	4	0	3	0	0	11
13	RUSSO, Cullen	f	6-9	0-2	0-1	2	7	9	2	12	3	2	1	3	31
01	HOPKINS, Jaron	g	5-8	0-1	0-0	0	4	4	3	10	8	2	1	0	31
05	TAYLOR, Jahmel	g	6-6	5-5	0-0	0	1	1	1	17	2	1	0	1	35
00	MCDOWELL-WHITE, D.		0-0	0-0	0-0	0	0	0	0	0	0	0	0	0	1
10	MCWILLIAMS, Johnny		0-2	0-1	0-0	0	0	0	2	0	0	0	0	0	4
20	BITTNER, Sam		2-3	2-3	1-2	1	1	2	1	7	0	0	0	0	9
21	TAYLOR, Deshon		0-1	0-1	0-0	0	0	0	0	0	1	1	0	0	13
32	GRIMES, Nate		0-0	0-0	0-0	0	0	0	0	0	0	0	0	0	2
34	CARTER II, Terrell		5-8	0-0	0-0	1	8	9	3	10	1	4	1	0	27
	Team					1	2	3				1			
	Totals		30-51	10-19	3-7	6	30	36	17	73	16	15	3	4	200

FG % 1st Half: 13-27 48.1% 2nd half: 17-24 70.8% Game: 30-51 58.8%
3FG % 1st Half: 3-8 37.5% 2nd half: 7-11 63.6% Game: 10-19 52.6%
FT % 1st Half: 1-3 33.3% 2nd half: 2-4 50.0% Game: 3-7 42.9%

Deadball Rebounds 2

Officials: Ruben Ramos, Frank Harvey III, Glen Mayberry
Technical fouls: Cal Poly-TEAM. Fresno State-RUSSO, Cullen; TEAM.
Attendance: 7250

Score by periods	1st	2nd	Total
Cal Poly	23	36	**59**
Fresno State	30	43	**73**

Points	In Paint	Off T/O	2nd Chance	Fast Break	Bench
CP	20	15	6	8	24
FS	36	16	5	7	17

Last FG - CP 2nd-00:01, FS 2nd-01:51.
Largest lead - CP by 3 1st-15:41, FS by 26 2nd-09:01.
CP led for 03:11. FS led for 35:44. Game was tied for 01:05.

Score tied - 1 time.
Lead changed - 4 times.

Official Basketball Box Score -- Game Totals -- Final Statistics
Holy Names vs Fresno State
12/14/16 7 p.m. PT at Save Mart Center --- Fresno, Calif.

Holy Names 54 • 1-9

##	Player		Total FG-FGA	3-Ptr FG-FGA	FT-FTA	Rebounds Off	Def	Tot	PF	TP	A	TO	Blk	Stl	Min
30	Robinson, Dante	f	4-7	2-3	0-0	0	2	2	3	10	0	3	0	1	19
34	Rower, Zachary	c	0-0	0-0	0-0	0	5	5	1	0	0	0	0	0	17
02	Perry, Marcelas	g	2-6	0-1	0-0	1	2	3	2	4	0	2	0	1	26
03	Webster, Jason	g	1-8	1-3	4-4	0	2	2	0	7	2	2	0	1	21
14	Sanders, Jewels	g	2-9	1-5	3-4	1	0	1	4	8	1	1	0	0	15
00	Lewis, Colizel		0-2	0-1	0-0	0	0	0	1	0	1	1	0	0	9
01	Arciniega, Fabian		0-1	0-0	0-0	0	1	1	1	0	0	0	0	0	6
10	Green, Andre		8-15	1-4	0-0	2	3	5	2	17	0	1	0	0	21
12	Herrera, Ryan		1-3	0-0	0-0	0	3	3	2	2	0	3	1	0	16
15	Young, Zachary		1-2	0-0	2-2	1	1	2	1	4	3	2	0	0	17
20	Wible, Reece		1-3	0-1	0-0	0	3	3	3	2	1	0	0	0	14
21	Higgins, Jake		0-2	0-2	0-0	0	0	0	1	0	1	1	0	1	11
22	Moss, Jamarae		0-2	0-0	0-0	0	0	0	1	0	0	0	1	0	8
	Team					4	2	6							
	Totals		20-60	5-20	9-10	9	24	33	22	54	9	16	2	4	200

FG % 1st Half: 11-29 37.9% 2nd half: 9-31 29.0% Game: 20-60 33.3%
3FG % 1st Half: 2-9 22.2% 2nd half: 3-11 27.3% Game: 5-20 25.0%
FT % 1st Half: 2-2 100.0 2nd half: 7-8 87.5% Game: 9-10 90.0%

Deadball Rebounds 1

Fresno State 88 • 7-3

##	Player		Total FG-FGA	3-Ptr FG-FGA	FT-FTA	Rebounds Off	Def	Tot	PF	TP	A	TO	Blk	Stl	Min
03	WATSON, Paul	f	2-7	1-2	2-2	1	2	3	2	7	1	0	2	0	25
11	WILLIAMS, Bryson	f	5-7	0-0	2-3	1	5	6	2	12	0	2	1	1	18
13	RUSSO, Cullen	f	3-8	0-2	0-1	2	6	8	1	6	2	1	0	3	22
01	HOPKINS, Jaron	g	6-9	0-0	3-3	0	1	1	0	15	4	2	0	3	20
05	TAYLOR, Jahmel	g	3-5	2-4	2-2	0	6	6	1	10	4	1	0	2	27
00	MCDOWELL-WHITE, D.		1-1	0-0	1-1	0	0	0	0	3	0	0	0	0	9
10	MCWILLIAMS, Johnny		1-6	1-2	1-4	1	2	3	3	4	0	0	0	0	15
20	BITTNER, Sam		1-2	0-1	0-0	1	3	4	2	2	2	1	1	0	15
21	TAYLOR, Deshon		7-10	2-4	0-1	1	3	4	1	16	4	2	0	2	24
32	GRIMES, Nate		0-0	0-0	1-2	1	1	2	1	1	1	2	2	0	10
34	CARTER II, Terrell		5-7	0-0	2-5	1	2	3	1	12	0	1	1	1	15
	Team					3	0	3							
	Totals		34-62	6-15	14-24	12	31	43	14	88	18	12	7	12	200

FG % 1st Half: 15-30 50.0% 2nd half: 19-32 59.4% Game: 34-62 54.8%
3FG % 1st Half: 3-8 37.5% 2nd half: 3-7 42.9% Game: 6-15 40.0%
FT % 1st Half: 3-8 37.5% 2nd half: 11-16 68.8% Game: 14-24 58.3%

Deadball Rebounds 2

Officials: Verne Harris, David Hall, Kipp Kissinger
Technical fouls: Holy Names-None. Fresno State-None.
Attendance: 5304
Note: The game counts towards Fresno State's official record.
The game counts as an exhibition towards Holy Names University's record.

Score by periods	1st	2nd	Total
Holy Names	26	28	**54**
Fresno State	36	52	**88**

Points	In Paint	Off T/O	2nd Chance	Fast Break	Bench
HNU-MB	18	15	4	6	25
FS	48	24	14	16	38

Last FG - HNU-MBB 2nd-00:09, FS 2nd-00:19.
Largest lead - HNU-MBB by 2 1st-19:31, FS by 37 2nd-04:03.
HNU-MBB led for 01:57. FS led for 37:18. Game was tied for 00:45.

Score tied - 1 time.
Lead changed - 1 time.

Official Basketball Box Score -- Game Totals -- Final Statistics
Fresno State vs Pacific
12/17/16 7:06 PM PT at Stockton, Calif. (Alex G. Spanos Center)

Fresno State 70 • 8-3

##	Player		Total FG-FGA	3-Ptr FG-FGA	FT-FTA	Rebounds Off	Def	Tot	PF	TP	A	TO	Blk	Stl	Min
11	WILLIAMS, Bryson	f	6-7	0-0	1-2	2	1	3	5	13	0	2	0	0	20
13	RUSSO, Cullen	f	3-12	2-6	5-13	2	7	9	3	13	3	1	2	3	43
01	HOPKINS, Jaron	g	4-12	0-1	3-9	4	3	7	3	11	2	3	0	3	36
03	WATSON, Paul	g	5-12	3-7	5-5	0	2	2	2	18	2	0	0	0	44
05	TAYLOR, Jahmel	g	2-6	2-4	2-2	1	5	6	3	8	3	1	0	2	43
20	BITTNER, Sam		0-1	0-1	0-0	0	0	0	0	0	0	0	0	0	2
21	TAYLOR, Deshon		0-2	0-1	0-0	2	2	4	2	0	2	2	0	1	18
34	CARTER II, Terrell		3-6	0-0	1-2	2	0	2	4	7	1	3	0	0	19
	Team					1	1	2							
	Totals		23-58	7-20	17-33	14	21	35	22	70	13	12	2	9	225

FG % 1st Half: 10-24 41.7% 2nd half: 12-29 41.4% OT: 1-5 20.0% Game: 23-58 39.7%
3FG % 1st Half: 4-10 40.0% 2nd half: 3-8 37.5% OT: 0-2 0.0% Game: 7-20 35.0%
FT % 1st Half: 8-13 61.5% 2nd half: 4-13 30.8% OT: 5-7 71.4% Game: 17-33 51.5%

Deadball Rebounds 7

Pacific 68 • 4-7

##	Player		Total FG-FGA	3-Ptr FG-FGA	FT-FTA	Rebounds Off	Def	Tot	PF	TP	A	TO	Blk	Stl	Min
05	TOWNES, Anthony	f	8-12	0-0	0-1	4	8	12	5	16	1	3	1	1	33
21	LAMPKIN, Jacob	f	1-6	0-1	0-0	0	4	4	5	2	2	1	0	0	18
02	WALLACE, T.J.	g	5-7	1-1	6-6	0	3	3	5	17	2	3	0	0	27
15	URSERY, D.J.	g	2-2	0-0	0-2	0	1	1	5	4	2	5	0	0	19
22	BOWLES, Ray	g	4-10	4-7	4-6	3	2	5	3	16	5	2	1	0	45
00	HAYNES, Maleke		1-5	0-3	0-0	1	3	4	2	2	2	3	0	0	25
04	VUKO, Tonko		3-5	0-1	2-4	2	6	8	5	8	0	0	0	0	22
11	WILLIAMS, Jack		1-5	0-2	1-2	2	2	4	1	3	1	1	0	1	16
14	TINSLEY, Max		0-0	0-0	0-0	0	0	0	0	0	0	0	0	0	1
30	SMITH, K.J.		0-3	0-2	0-0	1	0	1	2	0	1	1	0	0	18
35	ELERAKY, Sami		0-0	0-0	0-0	0	0	0	0	0	0	0	0	0	1
	Team					0	1	1							
	Totals		25-55	5-17	13-21	13	30	43	33	68	16	19	2	2	225

FG % 1st Half: 10-26 38.5% 2nd half: 14-23 60.9% OT: 1-6 16.7% Game: 25-55 45.5%
3FG % 1st Half: 1-10 10.0% 2nd half: 4-6 66.7% OT: 0-1 0.0% Game: 5-17 29.4%
FT % 1st Half: 2-6 33.3% 2nd half: 8-11 72.7% OT: 3-4 75.0% Game: 13-21 61.9%

Deadball Rebounds 4

Officials: Tom O'Neill, Ken Ditty, Nate Harris
Technical fouls: Fresno State-None. Pacific-None.
Attendance: 2051

Score by periods	1st	2nd	OT	Total
Fresno State	32	31	7	**70**
Pacific	23	40	5	**68**

Points	In Paint	Off T/O	2nd Chance	Fast Break	Bench
FS	30	19	15	3	7
PAC	34	6	10	6	13

Last FG - FS OT-01:51, PAC OT-02:58.
Largest lead - FS by 13 2nd-19:04, PAC by 5 2nd-01:15.
FS led for 30:55. PAC led for 06:17. Game was tied for 07:48.

Score tied - 12 times.
Lead changed - 8 times.

Official Basketball Box Score -- Game Totals -- Final Statistics
Fresno State vs Oregon
12/20/16 8:06 PM at Matthew Knight Arena, Eugene, Ore.

Fresno State 63 • 8-4

##	Player		Total FG-FGA	3-Ptr FG-FGA	FT-FTA	Rebounds Off	Def	Tot	PF	TP	A	TO	Blk	Stl	Min
11	WILLIAMS, Bryson	f	3-4	0-0	1-1	1	1	2	3	7	0	0	0	0	10
13	RUSSO, Cullen	f	2-9	0-3	1-1	2	3	5	5	5	3	2	0	0	27
01	HOPKINS, Jaron	g	4-10	1-2	0-1	0	4	4	3	9	2	3	0	2	31
03	WATSON, Paul	g	5-9	2-3	3-4	2	5	7	2	15	0	5	1	0	36
05	TAYLOR, Jahmel	g	2-9	0-7	0-0	0	1	1	1	4	0	3	0	1	30
04	EDO, Karachi		4-7	1-2	3-6	4	3	7	3	12	0	2	0	0	24
21	TAYLOR, Deshon		3-6	2-5	0-0	0	1	1	2	8	1	0	0	0	23
34	CARTER II, Terrell		1-2	0-0	1-2	1	2	3	4	3	2	1	1	1	19
	Team					0	1	1							
	Totals		24-56	6-22	9-15	10	21	31	23	63	8	16	2	4	200

FG % 1st Half: 8-27 29.6% 2nd half: 16-29 55.2% Game: 24-56 42.9%
3FG % 1st Half: 4-14 28.6% 2nd half: 2-8 25.0% Game: 6-22 27.3%
FT % 1st Half: 5-7 71.4% 2nd half: 4-8 50.0% Game: 9-15 60.0%

Deadball Rebounds 3,2

Oregon 75 • 11-2

##	Player		Total FG-FGA	3-Ptr FG-FGA	FT-FTA	Rebounds Off	Def	Tot	PF	TP	A	TO	Blk	Stl	Min
01	Bell, Jordan	f	8-11	0-0	7-8	0	8	8	3	23	1	1	3	0	27
24	Brooks, Dillon	f	3-9	1-4	2-4	0	2	2	4	9	4	3	0	1	26
03	Pritchard, Payton	g	3-4	1-2	1-1	1	2	3	2	8	1	3	0	1	28
05	Dorsey, Tyler	g	3-9	0-3	3-6	0	1	1	3	9	2	1	0	0	30
31	Ennis, Dylan	g	4-8	1-2	4-5	2	2	4	2	13	3	1	0	3	33
02	Benson, Casey		1-4	0-3	5-6	1	4	5	1	7	5	0	0	3	29
11	Smith, Keith		1-2	0-1	0-0	1	0	1	0	2	1	1	0	0	10
35	Bigby-Williams, Kave		1-2	0-0	0-0	0	1	1	2	2	0	1	0	1	13
41	Sorkin, Roman		1-3	0-0	0-0	2	1	3	0	2	0	1	0	0	4
	Team					1	2	3							
	Totals		25-52	3-15	22-30	8	23	31	17	75	17	12	3	9	200

FG % 1st Half: 17-30 56.7% 2nd half: 8-22 36.4% Game: 25-52 48.1%
3FG % 1st Half: 1-9 11.1% 2nd half: 2-6 33.3% Game: 3-15 20.0%
FT % 1st Half: 4-7 57.1% 2nd half: 18-23 78.3% Game: 22-30 73.3%

Deadball Rebounds 4,2

Officials: Gregory Nixon, Michael Greenstein, Keith Kimble
Technical fouls: Fresno State-None. Oregon-None.
Attendance: 7169

Score by periods	1st	2nd	Total
Fresno State	25	38	**63**
Oregon	39	36	**75**

Points	In Paint	Off T/O	2nd Chance	Fast Break	Bench
FS	30	7	9	8	23
ORE	38	14	4	21	13

Last FG - FS 2nd-01:34, ORE 2nd-02:02.
Largest lead - FS by 1 1st-16:41, ORE by 14 1st-04:22.
FS led for 01:02. ORE led for 36:38. Game was tied for 02:20.

Score tied - 3 times.
Lead changed - 2 times.

2016-17 INDIVIDUAL GAME-BY-GAME STATISTICS

#00 MCDOWELL-WHITE, D.

				Total		3-Pointers		Free throws		Rebounds										
Opponent	Date	gs	min	fg-fga	pct	3fg-fga	pct	ft-fta	pct	off	def	tot	avg	pf	a	t/o	blk	stl	pts	avg
UTSA	11/11/16		2	0-1	.000	0-1	.000	0-0	.000	0	0	0	0.0	0	0	0	0	0	0	0.0
MENLO COLLEGE	11/30/16		3	0-0	.000	0-0	.000	0-0	.000	0	0	0	0.0	0	0	0	0	0	0	0.0
CAL POLY	12/10/16		1	0-0	.000	0-0	.000	0-0	.000	0	0	0	0.0	0	0	0	0	0	0	0.0
HOLY NAMES	12/14/16		9	1-1	1.000	0-0	.000	1-1	1.000	0	0	0	0.0	0	0	0	0	0	3	0.8
Totals		0	15	1-2	.500	0-1	.000	1-1	1.000	0	0	0	0.0	0	0	0	0	0	3	0.8

Games played: 4
Minutes/game: 3.8
Points/game: 0.8
FG Pct: 50.0
3FG Pct: 0.0
FT Pct: 100.0

#01 HOPKINS, Jaron

				Total		3-Pointers		Free throws		Rebounds										
Opponent	Date	gs	min	fg-fga	pct	3fg-fga	pct	ft-fta	pct	off	def	tot	avg	pf	a	t/o	blk	stl	pts	avg
UTSA	11/11/16	*	30	3-10	.300	0-0	.000	1-2	.500	0	6	6	6.0	2	5	2	0	5	7	7.0
PRAIRIE VIEW A&M	11/14/16	*	29	9-14	.643	1-3	.333	0-0	.000	1	3	4	5.0	4	4	2	0	1	19	13.0
LAMAR	11/19/16	*	35	9-18	.500	0-2	.000	5-6	.833	1	4	5	5.0	1	1	0	1	5	23	16.3
at CSU Bakersfield	11/22/16	*	31	5-12	.417	0-2	.000	2-2	1.000	4	6	10	6.3	4	2	6	0	1	12	15.3
at Oregon State	11/25/16	*	27	4-9	.444	0-1	.000	2-4	.500	1	2	3	5.6	1	2	4	0	1	10	14.2
MENLO COLLEGE	11/30/16	*	28	9-12	.750	0-1	.000	0-1	.000	0	3	3	5.2	3	2	1	0	1	18	14.8
at Drake	12/03/16	*	40	6-12	.500	0-1	.000	0-3	.000	0	11	11	6.0	4	3	7	2	6	12	14.4
at Marquette	12/06/16	*	27	2-7	.286	1-2	.500	2-2	1.000	0	4	4	5.8	4	8	3	1	1	7	13.5
CAL POLY	12/10/16	*	31	5-8	.625	0-1	.000	0-0	.000	0	4	4	5.6	3	8	2	1	0	10	13.1
HOLY NAMES	12/14/16	*	20	6-9	.667	0-0	.000	3-3	1.000	0	1	1	5.1	0	4	2	0	3	15	13.3
at Pacific	12/17/16	*	36	4-12	.333	0-1	.000	3-9	.333	4	3	7	5.3	3	2	3	0	3	11	13.1
at Oregon	12/20/16	*	31	4-10	.400	1-2	.500	0-1	.000	0	4	4	5.2	3	2	3	0	2	9	12.8
Totals		12	365	66-133	.496	3-16	.188	18-33	.545	11	51	62	5.2	32	43	35	5	29	153	12.8

Games played: 12
Minutes/game: 30.4
Points/game: 12.8
FG Pct: 49.6
3FG Pct: 18.8
FT Pct: 54.5

Rebounds/game: 5.2
Assists/game: 3.6
Turnovers/game: 2.9
Assist/turnover ratio: 1.2
Steals/game: 2.4
Blocks/game: 0.4

#03 WATSON, Paul

				Total		3-Pointers		Free throws		Rebounds										
Opponent	Date	gs	min	fg-fga	pct	3fg-fga	pct	ft-fta	pct	off	def	tot	avg	pf	a	t/o	blk	stl	pts	avg
UTSA	11/11/16	*	35	5-13	.385	2-6	.333	5-6	.833	0	4	4	4.0	4	2	2	0	1	17	17.0
PRAIRIE VIEW A&M	11/14/16	*	33	5-15	.333	3-8	.375	8-10	.800	4	6	10	7.0	4	2	6	0	3	21	19.0
LAMAR	11/19/16	*	32	5-8	.625	2-5	.400	5-5	1.000	1	5	6	6.7	3	0	2	1	1	17	18.3
at CSU Bakersfield	11/22/16	*	34	2-6	.333	0-1	.000	0-0	.000	1	4	5	6.3	5	0	3	0	3	4	14.8
at Oregon State	11/25/16	*	38	4-12	.333	3-6	.500	2-2	1.000	0	9	9	6.8	4	3	2	0	0	13	14.4
MENLO COLLEGE	11/30/16	*	23	4-7	.571	0-2	.000	2-3	.667	0	5	5	6.5	2	2	2	1	0	10	13.7
at Drake	12/03/16	*	37	8-11	.727	3-5	.600	0-1	.000	2	4	6	6.4	4	1	3	2	2	19	14.4
at Marquette	12/06/16	*	35	2-5	.400	2-3	.667	3-3	1.000	0	3	3	6.0	3	4	3	1	1	9	13.8
CAL POLY	12/10/16	*	36	4-8	.500	3-6	.500	2-4	.500	1	6	7	6.1	3	1	1	0	0	13	13.7
HOLY NAMES	12/14/16	*	25	2-7	.286	1-2	.500	2-2	1.000	1	2	3	5.8	2	1	0	2	0	7	13.0
at Pacific	12/17/16	*	44	5-12	.417	3-7	.429	5-5	1.000	0	2	2	5.5	2	2	0	0	0	18	13.5
at Oregon	12/20/16	*	36	5-9	.556	2-3	.667	3-4	.750	2	5	7	5.6	2	0	5	1	0	15	13.6
Totals		12	408	51-113	.451	24-54	.444	37-45	.822	12	55	67	5.6	38	18	29	8	11	163	13.6

Games played: 12
Minutes/game: 34.0
Points/game: 13.6
FG Pct: 45.1
3FG Pct: 44.4
FT Pct: 82.2

Rebounds/game: 5.6
Assists/game: 1.5
Turnovers/game: 2.4
Assist/turnover ratio: 0.6
Steals/game: 0.9
Blocks/game: 0.7

2016-17 INDIVIDUAL GAME-BY-GAME STATISTICS

THE STAT CREW SYSTEM
Fresno State Individual Game-by-Game (as of Dec 26, 2016)
All games

#04 EDO, Karachi

				Total		3-Pointers		Free throws		Rebounds										
Opponent	Date	gs	min	fg-fga	pct	3fg-fga	pct	ft-fta	pct	off	def	tot	avg	pf	a	t/o	blk	stl	pts	avg
at Oregon	12/20/16		24	4-7	.571	1-2	.500	3-6	.500	4	3	7	7.0	3	0	2	0	0	12	12.0
Totals		0	24	4-7	.571	1-2	.500	3-6	.500	4	3	7	7.0	3	0	2	0	0	12	12.0

Games played: 1
Minutes/game: 24.0
Points/game: 12.0
FG Pct: 57.1
3FG Pct: 50.0
FT Pct: 50.0

Rebounds/game: 7.0
Turnovers/game: 2.0

#05 TAYLOR, Jahmel

				Total		3-Pointers		Free throws		Rebounds										
Opponent	Date	gs	min	fg-fga	pct	3fg-fga	pct	ft-fta	pct	off	def	tot	avg	pf	a	t/o	blk	stl	pts	avg
UTSA	11/11/16	*	22	3-4	.750	3-4	.750	0-2	.000	0	2	2	2.0	4	1	1	0	2	9	9.0
PRAIRIE VIEW A&M	11/14/16	*	27	4-9	.444	2-5	.400	0-0	.000	0	2	2	2.0	3	2	0	0	0	10	9.5
LAMAR	11/19/16	*	29	6-8	.750	4-6	.667	0-1	.000	0	2	2	2.0	1	0	2	0	1	16	11.7
at CSU Bakersfield	11/22/16	*	34	2-8	.250	1-3	.333	5-6	.833	0	3	3	2.3	4	1	0	0	2	10	11.3
at Oregon State	11/25/16	*	38	6-11	.545	6-10	.600	3-4	.750	1	1	2	2.2	3	4	2	0	3	21	13.2
MENLO COLLEGE	11/30/16	*	28	1-5	.200	1-4	.250	4-4	1.000	1	8	9	3.3	2	1	3	1	1	7	12.2
at Drake	12/03/16	*	44	6-11	.545	5-10	.500	2-2	1.000	0	2	2	3.1	3	2	2	0	0	19	13.1
at Marquette	12/06/16	*	34	4-5	.800	4-4	1.000	4-4	1.000	0	3	3	3.1	3	1	2	0	2	16	13.5
CAL POLY	12/10/16	*	35	6-6	1.000	5-5	1.000	0-0	.000	0	1	1	2.9	1	2	1	0	1	17	13.9
HOLY NAMES	12/14/16	*	27	3-5	.600	2-4	.500	2-2	1.000	0	6	6	3.2	1	4	1	0	2	10	13.5
at Pacific	12/17/16	*	43	2-6	.333	2-4	.500	2-2	1.000	1	5	6	3.5	3	3	1	0	2	8	13.0
at Oregon	12/20/16	*	30	2-9	.222	0-7	.000	0-0	.000	0	1	1	3.3	1	0	3	0	1	4	12.3
Totals		12	391	45-87	.517	35-66	.530	22-27	.815	3	36	39	3.3	29	21	18	1	17	147	12.3

Games played: 12
Minutes/game: 32.6
Points/game: 12.3
FG Pct: 51.7
3FG Pct: 53.0
FT Pct: 81.5

Rebounds/game: 3.3
Assists/game: 1.8
Turnovers/game: 1.5
Assist/turnover ratio: 1.2
Steals/game: 1.4
Blocks/game: 0.1

#10 MCWILLIAMS, Johnny

				Total		3-Pointers		Free throws		Rebounds										
Opponent	Date	gs	min	fg-fga	pct	3fg-fga	pct	ft-fta	pct	off	def	tot	avg	pf	a	t/o	blk	stl	pts	avg
UTSA	11/11/16		11	0-3	.000	0-3	.000	1-2	.500	0	0	0	0.0	1	0	1	0	1	1	1.0
PRAIRIE VIEW A&M	11/14/16		12	0-3	.000	0-2	.000	3-3	1.000	0	1	1	0.5	0	0	1	0	0	3	2.0
LAMAR	11/19/16		7	1-2	.500	0-1	.000	0-0	.000	0	0	0	0.3	0	0	1	0	0	2	2.0
at CSU Bakersfield	11/22/16		3	0-0	.000	0-0	.000	0-0	.000	0	1	1	0.5	0	0	1	0	1	0	1.5
at Oregon State	11/25/16		2	0-0	.000	0-0	.000	0-0	.000	0	0	0	0.4	0	0	0	0	1	0	1.2
MENLO COLLEGE	11/30/16		15	0-3	.000	0-1	.000	3-4	.750	1	0	1	0.5	4	3	0	0	0	3	1.5
at Drake	12/03/16		7	2-2	1.000	0-0	.000	0-0	.000	0	0	0	0.4	0	0	0	0	0	4	1.9
at Marquette	12/06/16		5	0-1	.000	0-0	.000	0-0	.000	0	1	1	0.5	0	0	0	0	0	0	1.6
CAL POLY	12/10/16		4	0-2	.000	0-1	.000	0-0	.000	0	0	0	0.4	2	0	0	0	0	0	1.4
HOLY NAMES	12/14/16		15	1-6	.167	1-2	.500	1-4	.250	1	2	3	0.7	3	0	0	0	0	4	1.7
Totals		0	81	4-22	.182	1-10	.100	8-13	.615	2	5	7	0.7	10	3	4	0	3	17	1.7

Games played: 10
Minutes/game: 8.1
Points/game: 1.7
FG Pct: 18.2
3FG Pct: 10.0
FT Pct: 61.5

Rebounds/game: 0.7
Assists/game: 0.3
Turnovers/game: 0.4
Assist/turnover ratio: 0.8
Steals/game: 0.3

2016-17 INDIVIDUAL GAME-BY-GAME STATISTICS

THE STAT CREW SYSTEM
Fresno State Individual Game-by-Game (as of Dec 26, 2016)
All games

#11 WILLIAMS, Bryson

				Total		3-Pointers		Free throws		Rebounds										
Opponent	Date	gs	min	fg-fga	pct	3fg-fga	pct	ft-fta	pct	off	def	tot	avg	pf	a	t/o	blk	stl	pts	avg
UTSA	11/11/16		14	1-1	1.000	0-0	.000	0-0	.000	1	2	3	3.0	3	0	2	0	0	2	2.0
PRAIRIE VIEW A&M	11/14/16	*	12	1-3	.333	0-0	.000	1-2	.500	1	1	2	2.5	1	0	1	0	0	3	2.5
LAMAR	11/19/16	*	13	0-1	.000	0-0	.000	1-2	.500	0	1	1	2.0	3	0	1	0	0	1	2.0
at CSU Bakersfield	11/22/16	*	19	5-6	.833	0-0	.000	1-3	.333	2	2	4	2.5	1	0	1	2	0	11	4.3
at Oregon State	11/25/16	*	14	4-5	.800	0-0	.000	0-0	.000	2	5	7	3.4	5	0	2	0	0	8	5.0
MENLO COLLEGE	11/30/16	*	14	5-7	.714	0-0	.000	2-2	1.000	1	6	7	4.0	2	0	1	2	0	12	6.2
at Drake	12/03/16	*	29	3-3	1.000	0-0	.000	0-3	.000	0	3	3	3.9	2	0	1	2	1	6	6.1
at Marquette	12/06/16	*	17	5-6	.833	0-0	.000	0-0	.000	0	0	0	3.4	2	0	1	0	1	10	6.6
CAL POLY	12/10/16	*	11	2-6	.333	0-0	.000	0-0	.000	0	1	1	3.1	2	0	3	0	0	4	6.3
HOLY NAMES	12/14/16	*	18	5-7	.714	0-0	.000	2-3	.667	1	5	6	3.4	2	0	2	1	1	12	6.9
at Pacific	12/17/16	*	20	6-7	.857	0-0	.000	1-2	.500	2	1	3	3.4	5	0	2	0	0	13	7.5
at Oregon	12/20/16	*	10	3-4	.750	0-0	.000	1-1	1.000	1	1	2	3.3	3	0	0	0	0	7	7.4
Totals		11	191	40-56	.714	0-0	.000	9-18	.500	11	28	39	3.3	31	0	17	7	3	89	7.4

Games played: 12
Minutes/game: 15.9
Points/game: 7.4
FG Pct: 71.4
FT Pct: 50.0

Rebounds/game: 3.3
Turnovers/game: 1.4
Steals/game: 0.3
Blocks/game: 0.6

#13 RUSSO, Cullen

				Total		3-Pointers		Free throws		Rebounds										
Opponent	Date	gs	min	fg-fga	pct	3fg-fga	pct	ft-fta	pct	off	def	tot	avg	pf	a	t/o	blk	stl	pts	avg
UTSA	11/11/16	*	36	6-10	.600	1-3	.333	10-12	.833	1	9	10	10.0	3	2	2	2	1	23	23.0
PRAIRIE VIEW A&M	11/14/16	*	35	5-8	.625	0-1	.000	1-3	.333	3	6	9	9.5	5	2	2	3	1	11	17.0
LAMAR	11/19/16	*	22	0-2	.000	0-0	.000	2-2	1.000	0	4	4	7.7	3	2	1	1	0	2	12.0
at CSU Bakersfield	11/22/16	*	25	4-7	.571	1-2	.500	3-3	1.000	0	4	4	6.8	3	0	0	0	0	12	12.0
at Oregon State	11/25/16	*	30	1-6	.167	0-1	.000	5-5	1.000	1	1	2	5.8	3	2	2	0	3	7	11.0
MENLO COLLEGE	11/30/16	*	20	1-4	.250	0-0	.000	3-7	.429	0	3	3	5.3	0	5	4	0	2	5	10.0
at Drake	12/03/16	*	40	3-7	.429	0-2	.000	3-6	.500	2	5	7	5.6	1	5	5	2	2	9	9.9
at Marquette	12/06/16	*	30	4-12	.333	2-5	.400	2-6	.333	1	7	8	5.9	5	5	2	1	2	12	10.1
CAL POLY	12/10/16	*	31	6-9	.667	0-2	.000	0-1	.000	2	7	9	6.2	2	3	2	1	3	12	10.3
HOLY NAMES	12/14/16	*	22	3-8	.375	0-2	.000	0-1	.000	2	6	8	6.4	1	2	1	0	3	6	9.9
at Pacific	12/17/16	*	43	3-12	.250	2-6	.333	5-13	.385	2	7	9	6.6	3	3	1	2	3	13	10.2
at Oregon	12/20/16	*	27	2-9	.222	0-3	.000	1-1	1.000	2	3	5	6.5	5	3	2	0	0	5	9.8
Totals		12	361	38-94	.404	6-27	.222	35-60	.583	16	62	78	6.5	34	34	24	12	20	117	9.8

Games played: 12
Minutes/game: 30.1
Points/game: 9.8
FG Pct: 40.4
3FG Pct: 22.2
FT Pct: 58.3

Rebounds/game: 6.5
Assists/game: 2.8
Turnovers/game: 2.0
Assist/turnover ratio: 1.4
Steals/game: 1.7
Blocks/game: 1.0

2016-17 INDIVIDUAL GAME-BY-GAME STATISTICS

THE STAT CREW SYSTEM
Fresno State Individual Game-by-Game (as of Dec 26, 2016)
All games

#14 BEDDEO, Ryan

				Total		3-Pointers		Free throws		Rebounds										
Opponent	Date	gs	min	fg-fga	pct	3fg-fga	pct	ft-fta	pct	off	def	tot	avg	pf	a	t/o	blk	stl	pts	avg
PRAIRIE VIEW A&M	11/14/16		2	0-0	.000	0-0	.000	0-0	.000	0	0	0	0.0	0	1	1	0	0	0	0.0
Totals		0	2	0-0	.000	0-0	.000	0-0	.000	0	0	0	0.0	0	1	1	0	0	0	0.0

Games played: 1
Minutes/game: 2.0

Assists/game: 1.0
Turnovers/game: 1.0
Assist/turnover ratio: 1.0

#20 BITTNER, Sam

				Total		3-Pointers		Free throws		Rebounds										
Opponent	Date	gs	min	fg-fga	pct	3fg-fga	pct	ft-fta	pct	off	def	tot	avg	pf	a	t/o	blk	stl	pts	avg
UTSA	11/11/16		6	0-0	.000	0-0	.000	0-0	.000	0	0	0	0.0	1	0	0	0	0	0	0.0
PRAIRIE VIEW A&M	11/14/16		2	0-0	.000	0-0	.000	0-0	.000	1	0	1	0.5	1	0	0	0	0	0	0.0
LAMAR	11/19/16		18	1-1	1.000	0-0	.000	0-0	.000	1	3	4	1.7	4	4	0	0	0	2	0.7
at CSU Bakersfield	11/22/16		15	0-2	.000	0-1	.000	0-0	.000	0	0	0	1.3	3	2	0	0	2	0	0.5
at Oregon State	11/25/16		10	0-0	.000	0-0	.000	0-0	.000	0	0	0	1.0	0	0	0	0	1	0	0.4
MENLO COLLEGE	11/30/16		17	0-4	.000	0-2	.000	0-0	.000	2	1	3	1.3	1	0	1	1	1	0	0.3
at Drake	12/03/16		6	0-0	.000	0-0	.000	0-0	.000	1	1	2	1.4	1	0	0	0	0	0	0.3
at Marquette	12/06/16		7	1-2	.500	0-0	.000	0-0	.000	1	0	1	1.4	1	2	0	0	0	2	0.5
CAL POLY	12/10/16		9	2-3	.667	2-3	.667	1-2	.500	1	1	2	1.4	1	0	0	0	0	7	1.2
HOLY NAMES	12/14/16		15	1-2	.500	0-1	.000	0-0	.000	1	3	4	1.7	2	2	1	1	0	2	1.3
at Pacific	12/17/16		2	0-1	.000	0-1	.000	0-0	.000	0	0	0	1.5	0	0	0	0	0	0	1.2
Totals		0	107	5-15	.333	2-8	.250	1-2	.500	8	9	17	1.5	15	10	2	2	4	13	1.2

Games played: 11
Minutes/game: 9.7
Points/game: 1.2
FG Pct: 33.3
3FG Pct: 25.0
FT Pct: 50.0

Rebounds/game: 1.5
Assists/game: 0.9
Turnovers/game: 0.2
Assist/turnover ratio: 5.0
Steals/game: 0.4
Blocks/game: 0.2

#21 TAYLOR, Deshon

				Total		3-Pointers		Free throws		Rebounds										
Opponent	Date	gs	min	fg-fga	pct	3fg-fga	pct	ft-fta	pct	off	def	tot	avg	pf	a	t/o	blk	stl	pts	avg
UTSA	11/11/16		25	1-4	.250	0-1	.000	4-6	.667	1	3	4	4.0	2	1	1	0	4	6	6.0
PRAIRIE VIEW A&M	11/14/16		24	1-4	.250	1-1	1.000	0-1	.000	0	3	3	3.5	2	4	1	0	3	3	4.5
LAMAR	11/19/16		16	1-4	.250	1-4	.250	2-2	1.000	0	3	3	3.3	1	3	3	0	1	5	4.7
at CSU Bakersfield	11/22/16		22	0-4	.000	0-3	.000	9-10	.900	0	0	0	2.5	1	2	2	0	0	9	5.8
at Oregon State	11/25/16		15	0-3	.000	0-2	.000	0-0	.000	0	1	1	2.2	0	4	0	0	0	0	4.6
MENLO COLLEGE	11/30/16		24	3-6	.500	1-4	.250	4-4	1.000	0	2	2	2.2	1	1	1	1	2	11	5.7
at Drake	12/03/16		6	0-2	.000	0-2	.000	0-0	.000	0	0	0	1.9	0	0	1	0	0	0	4.9
at Marquette	12/06/16		22	2-4	.500	0-2	.000	0-0	.000	0	1	1	1.8	2	2	0	0	0	4	4.8
CAL POLY	12/10/16		13	0-1	.000	0-1	.000	0-0	.000	0	0	0	1.6	0	1	1	0	0	0	4.2
HOLY NAMES	12/14/16		24	7-10	.700	2-4	.500	0-1	.000	1	3	4	1.8	1	4	2	0	2	16	5.4
at Pacific	12/17/16		18	0-2	.000	0-1	.000	0-0	.000	2	2	4	2.0	2	2	2	0	1	0	4.9
at Oregon	12/20/16		23	3-6	.500	2-5	.400	0-0	.000	0	1	1	1.9	2	1	0	0	0	8	5.2
Totals		0	232	18-50	.360	7-30	.233	19-24	.792	4	19	23	1.9	14	25	14	1	13	62	5.2

Games played: 12
Minutes/game: 19.3
Points/game: 5.2
FG Pct: 36.0
3FG Pct: 23.3
FT Pct: 79.2

Rebounds/game: 1.9
Assists/game: 2.1
Turnovers/game: 1.2
Assist/turnover ratio: 1.8
Steals/game: 1.1
Blocks/game: 0.1

2016-17 INDIVIDUAL GAME-BY-GAME STATISTICS

#32 GRIMES, Nate

				Total		3-Pointers		Free throws		Rebounds										
Opponent	Date	gs	min	fg-fga	pct	3fg-fga	pct	ft-fta	pct	off	def	tot	avg	pf	a	t/o	blk	stl	pts	avg
UTSA	11/11/16		2	0-0	.000	0-0	.000	0-0	.000	0	0	0	0.0	0	0	0	0	0	0	0.0
PRAIRIE VIEW A&M	11/14/16		16	4-6	.667	0-0	.000	0-0	.000	3	3	6	3.0	1	0	1	0	0	8	4.0
LAMAR	11/19/16		2	0-0	.000	0-0	.000	0-2	.000	0	1	1	2.3	1	0	0	0	0	0	2.7
at CSU Bakersfield	11/22/16		4	0-1	.000	0-0	.000	0-0	.000	1	0	1	2.0	0	0	0	0	1	0	2.0
at Oregon State	11/25/16		4	0-0	.000	0-0	.000	0-0	.000	0	1	1	1.8	2	0	0	0	0	0	1.6
MENLO COLLEGE	11/30/16		9	1-5	.200	0-0	.000	2-3	.667	3	1	4	2.2	1	0	0	0	1	4	2.0
at Drake	12/03/16		5	0-1	.000	0-0	.000	1-2	.500	1	1	2	2.1	1	0	0	0	0	1	1.9
CAL POLY	12/10/16		2	0-0	.000	0-0	.000	0-0	.000	0	0	0	1.9	0	0	0	0	0	0	1.6
HOLY NAMES	12/14/16		10	0-0	.000	0-0	.000	1-2	.500	1	1	2	1.9	1	1	2	2	0	1	1.6
Totals		0	54	5-13	.385	0-0	.000	4-9	.444	9	8	17	1.9	7	1	3	2	2	14	1.6

Games played: 9
Minutes/game: 6.0
Points/game: 1.6
FG Pct: 38.5
FT Pct: 44.4

Rebounds/game: 1.9
Assists/game: 0.1
Turnovers/game: 0.3
Assist/turnover ratio: 0.3
Steals/game: 0.2
Blocks/game: 0.2

#34 CARTER II, Terrell

				Total		3-Pointers		Free throws		Rebounds										
Opponent	Date	gs	min	fg-fga	pct	3fg-fga	pct	ft-fta	pct	off	def	tot	avg	pf	a	t/o	blk	stl	pts	avg
UTSA	11/11/16	*	17	1-3	.333	0-0	.000	2-3	.667	0	0	0	0.0	2	0	0	0	0	4	4.0
PRAIRIE VIEW A&M	11/14/16		8	0-0	.000	0-0	.000	0-3	.000	0	1	1	0.5	5	0	3	0	1	0	2.0
LAMAR	11/19/16		26	7-9	.778	0-0	.000	1-3	.333	3	3	6	2.3	2	2	0	0	0	15	6.3
at CSU Bakersfield	11/22/16		13	1-2	.500	0-0	.000	3-5	.600	1	1	2	2.3	3	0	2	0	1	5	6.0
at Oregon State	11/25/16		22	2-6	.333	0-0	.000	0-2	.000	1	4	5	2.8	4	0	1	2	1	4	5.6
MENLO COLLEGE	11/30/16		19	5-6	.833	0-0	.000	0-1	.000	3	3	6	3.3	1	0	1	1	0	10	6.3
at Drake	12/03/16		11	4-6	.667	0-0	.000	0-2	.000	1	3	4	3.4	5	0	2	0	0	8	6.6
at Marquette	12/06/16		23	10-14	.714	0-0	.000	1-2	.500	1	3	4	3.5	3	2	0	1	0	21	8.4
CAL POLY	12/10/16		27	5-8	.625	0-0	.000	0-0	.000	1	8	9	4.1	3	1	4	1	0	10	8.6
HOLY NAMES	12/14/16		15	5-7	.714	0-0	.000	2-5	.400	1	2	3	4.0	1	0	1	1	1	12	8.9
at Pacific	12/17/16		19	3-6	.500	0-0	.000	1-2	.500	2	0	2	3.8	4	1	3	0	0	7	8.7
at Oregon	12/20/16		19	1-2	.500	0-0	.000	1-2	.500	1	2	3	3.8	4	2	1	1	1	3	8.3
Totals		1	219	44-69	.638	0-0	.000	11-30	.367	15	30	45	3.8	37	8	18	7	5	99	8.3

Games played: 12
Minutes/game: 18.3
Points/game: 8.3
FG Pct: 63.8
FT Pct: 36.7

Rebounds/game: 3.8
Assists/game: 0.7
Turnovers/game: 1.5
Assist/turnover ratio: 0.4
Steals/game: 0.4

OVERTIME GAMES (89)

Triple Overtimes (6) - Overall Record: 2-4	Date/Season
Wyoming 70, Fresno State 65	Jan. 17, 2015
Nevada 79, Fresno State 76	Feb. 25, 2012
New Mexico 104, Fresno State 99	March 8, 1996
Fresno State 75, Pacific 71	Feb. 4, 1989
Fresno State 79, Santa Clara 76	March 14, 1985
Pacific 25, Fresno State 24	1922-23

Double Overtimes (17) - Overall Record: 12-5	Date/Season
Fresno State 111, UNLV 104	Feb. 6, 2016
Nevada 96, Fresno State 86	Jan. 22, 2014
San Jose State 79, Fresno State 71	Feb. 9, 2012
Fresno State 99, Utah State, 96	Jan. 7, 2006
Fresno State 75, SMU 74	Feb. 7, 2004
Louisiana Tech 80, Fresno State 75	Feb. 5, 2004
Fresno State 107, Nevada 99	March 1, 2003
Fresno State 74, San Jose State 70	Feb. 19, 2003
Fresno State 103, Hawai'i 100	March 10, 2000
UC Irvine 82, Fresno State 78	Feb. 18, 1988
Fresno State 62, Cornell 56	Nov. 28, 1987
San Jose State 84, Fresno State 80	March 2, 1985
Fresno State 69, CS Fullerton 68	Feb. 9, 1984
Fresno State 96, North Texas 95	1973-74
Fresno State 110, CS Northridge 109	1969-70
Fresno State 45, Pacific 43	1928-29
Fresno State 37, Pacific 34	1925-26

Single Overtime (66): 32-34
Overall Record in Overtime (89): 46-43

OVERTIME GAMES (UNDER TERRY)

Overtime Games	Record
SINGLE OVERTIME (12)	**6-6**
L, 74-68 (OT) vs. Hawai'i [01/12/52]	
L, 83-78 (OT) vs. New Mexico State [03/4/12]	
L, 55-51 (OT) at Wyoming [2/16/13]	
W, 69-64 (OT) at Nevada [2/19/13]	
W, 98-97 (OT) at UC Irvine [11/8/13]	
W, 96-86 (OT) vs. CSU Bakersfield [11/30/13]	
W, 71-67 (OT) vs. Northern Arizona [12/1/13]	
L, 75-73 (OT) at UNLV [1/25/14]	
L, 73-67 (OT), at San Diego State [1/19/16]	
L, 77-72 (OT), at Nevada [2/13/16]	
W, 78-76 (OT), at Drake [12/3/16]	
W, 70-68 (OT), at Pacific [12/17/16]	
DOUBLE OVERTIME (3)	**12**
L, 79-71 (2OT) at San Jose State [02/9/12]	
L, 96-86 (2OT) vs. Nevada [1/22/14]	
W, 111-104 (2OT) vs. UNLV [2/6/16]	
TRIPLE OVERTIME (2)	**0-2**
L, 79-76 (3OT) vs. Nevada [02/27/12]	
L, 70-65 (3OT) vs. Wyoming [01/17/15]	
TOTALS (17)	**7-10**

2016-17 SEASON STATISTICS

THE STAT CREW SYSTEM
Fresno State Combined Team Statistics (as of Dec 20, 2016)
All games

RECORD:	OVERALL	HOME	AWAY	NEUTRAL
ALL GAMES	8-4	5-1	3-3	0-0
CONFERENCE	0-0	0-0	0-0	0-0
NON-CONFERENCE	8-4	5-1	3-3	0-0

					Total		3-Point		F-Throw		Rebounds											
##	Player	gp-gs	min	avg	fg-fga	fg%	3fg-fga	3fg%	ft-fta	ft%	off	def	tot	avg	pf	dq	a	to	blk	stl	pts	avg
03	WATSON, Paul	12-12	408	34.0	51-113	.451	24-54	.444	37-45	.822	12	55	67	5.6	38	1	18	29	8	11	163	13.6
01	HOPKINS, Jaron	12-12	365	30.4	66-133	.496	3-16	.188	18-33	.545	11	51	62	5.2	32	0	43	35	5	29	153	12.8
05	TAYLOR, Jahmel	12-12	391	32.6	45-87	.517	35-66	.530	22-27	.815	3	36	39	3.3	29	0	21	18	1	17	147	12.3
04	EDO, Karachi	1-0	24	24.0	4-7	.571	1-2	.500	3-6	.500	4	3	7	7.0	3	0	0	2	0	0	12	12.0
13	RUSSO, Cullen	12-12	361	30.1	38-94	.404	6-27	.222	35-60	.583	16	62	78	6.5	34	3	34	24	12	20	117	9.8
34	CARTER II, Terrell	12-1	219	18.3	44-69	.638	0-0	.000	11-30	.367	15	30	45	3.8	37	2	8	18	7	5	99	8.3
11	WILLIAMS, Bryson	12-11	191	15.9	40-56	.714	0-0	.000	9-18	.500	11	28	39	3.3	31	2	0	17	7	3	89	7.4
21	TAYLOR, Deshon	12-0	232	19.3	18-50	.360	7-30	.233	19-24	.792	4	19	23	1.9	14	0	25	14	1	13	62	5.2
10	MCWILLIAMS, Johnny	10-0	81	8.1	4-22	.182	1-10	.100	8-13	.615	2	5	7	0.7	10	0	3	4	0	3	17	1.7
32	GRIMES, Nate	9-0	54	6.0	5-13	.385	0-0	.000	4-9	.444	9	8	17	1.9	7	0	1	3	2	2	14	1.6
20	BITTNER, Sam	11-0	107	9.7	5-15	.333	2-8	.250	1-2	.500	8	9	17	1.5	15	0	10	2	2	4	13	1.2
00	MCDOWELL-WHITE,	4-0	15	3.8	1-2	.500	0-1	.000	1-1	1.000	0	0	0	0.0	0	0	0	0	0	0	3	0.8
14	BEDDEO, Ryan	1-0	2	2.0	0-0	.000	0-0	.000	0-0	.000	0	0	0	0.0	0	0	1	1	0	0	0	0.0
	Team										10	11	21					5				
	Total.....	12	2450		321-661	.486	79-214	.369	168-268	.627	105	317	422	35.2	250	8	164	172	45	107	889	74.1
	Opponents.....	12	2450		277-676	.410	76-255	.298	196-277	.708	123	290	413	34.4	252	-	152	175	24	78	826	68.8

TEAM STATISTICS	FS	OPP
SCORING	889	826
Points per game	74.1	68.8
Scoring margin	+5.3	-
FIELD GOALS-ATT	321-661	277-676
Field goal pct	.486	.410
3 POINT FG-ATT	79-214	76-255
3-point FG pct	.369	.298
3-pt FG made per game	6.6	6.3
FREE THROWS-ATT	168-268	196-277
Free throw pct	.627	.708
F-Throws made per game	14.0	16.3
REBOUNDS	422	413
Rebounds per game	35.2	34.4
Rebounding margin	+0.8	-
ASSISTS	164	152
Assists per game	13.7	12.7
TURNOVERS	172	175
Turnovers per game	14.3	14.6
Turnover margin	+0.3	-
Assist/turnover ratio	1.0	0.9
STEALS	107	78
Steals per game	8.9	6.5
BLOCKS	45	24
Blocks per game	3.8	2.0
ATTENDANCE	35094	31905
Home games-Avg/Game	6-5849	6-5318
Neutral site-Avg/Game	-	0-0

Score by Periods	1st	2nd	OT	Totals
Fresno State	386	487	16	889
Opponents	364	450	12	826

	Date	Opponent		Score	Att.
1	11/11/16	UTSA	W	69-66	6088
1	11/14/16	PRAIRIE VIEW A&M	L	78-84	6036
1	11/19/16	LAMAR	W	83-64	5269
	11/22/16	at CSU Bakersfield	L	63-71	3497
2	11/25/16	at Oregon State	W	63-58	5005
	11/30/16	MENLO COLLEGE	W	80-67	5147
3	12/03/16	at Drake	Wot	78-76	2633
	12/06/16	at Marquette	L	81-84	11550
	12/10/16	CAL POLY	W	73-59	7250
	12/14/16	HOLY NAMES	W	88-54	5304
	12/17/16	at Pacific	Wot	70-68	2051
	12/20/16	at Oregon	L	63-75	7169

(1) - 2016 Orange Express (Fresno, Calif. - Save Mart Center)
(2) - 2016 Orange Express (Corvallis, Ore. - Gill Coliseum)
(3) - 2016 Mountain West/Missouri Valley Challenge (Des Moines, Iowa - Knapp Center)
* = Conference game

2016-17 FRESNO STATE MEN'S BASKETBALL BROADCAST ROSTER

DARRYL MCDOWELL-WHITE #0
Fr. - Guard - 6-1 - 175
- Brisbane, Australia -
(Wishart State School)

JARON HOPKINS #1
R-Jr. - Guard - 6-6 - 205
- Mesa, Ariz. -
(Colorado)

PAUL WATSON #3
Sr. - G/F - 6-7 - 215
- Phoenix, Ariz. -
(Paradise Valley HS)

KARACHI EDO #4
Sr. - Forward - 6-6 - 235
- Dallas, Texas -
(Berkner HS)

JAHMEL TAYLOR #5
Jr. - Guard - 6-0 - 175
- Los Angeles, Calif. -
(Washington)



JOHNNY MCWILLIAMS #10
Fr. - Guard - 6-6 - 195
- San Marcos, Calif. -
(San Marcos HS)



BRYSON WILLIAMS #11
Fr. - Forward - 6-8 - 225
- Fresno, Calif. -
(Roosevelt HS)

CULLEN RUSSO #13
Sr. - Forward - 6-9 - 225
- Bloomington, Minn. -
(New Mexico JC)

RYAN BEDDEO #14
Fr. - Guard - 6-2 - 185
- Valencia, Calif. -
(Brewster Academy)

GRANT SHELL #15
So. - Guard - 6-3 - 190
- Burlington, Kan. -
(Burlington HS)

SAM BITTNER #20
So. - Guard - 6-6 - 200
- Las Vegas, Nev. -
(Trinity International HS)



DESHON TAYLOR #21
R-So. - Guard - 6-1 - 180
- Riverside, Calif. -
(UMKC)

OUNTAE CAMPBELL #22
So. - Guard - 6-4 - 195
- Los Angeles, Calif. -
(Brentwood HS)

JACOB HOLLAND #24
Jr. - Guard - 6-4 - 195
- Los Lunas, N.M. -
(Otero Junior College)

NATE GRIMES #32
R-Fr. - Forward - 6-8 - 215
- Las Vegas, Nev. -
(Quality Education Academy)

TERRELL CARTER II #34
Jr. - Center - 6-10 - 290
- Los Angeles, Calif. -
(Redondo Union HS)

LAZARO ROJAS #35
Fr. - Forward/Center - 6-10 - 285
- São José dos Campos, Brazil -
(Score Academy in Florida)

RODNEY TERRY
Head Coach
6th Season

JERRY WAINWRIGHT
Associate Head Coach
3rd Season ('11-'12, 15-Present)

BYRON JONES
Assistant Coach
6th Season

KENTON PAULINO
Assistant Coach
5th Season

NICK MATSON
Director of Operations
6th Season