



New Mexico at Colorado State - Tuesday, Feb. 23, 2016 - 8:00 p.m. (MST) - Fort Collins, Colo.

2015-16 SCHEDULE

Date	Opponent	TV	Time/Score
11-3	CSU-Pueblo (Ex.)		W, 96-84
11-6	Rogers State (Ex.)		W, 80-69
11-13	Texas Southern	ROOT	W, 86-57
11-15	at New Mexico State	Fox Sports SW	W, 83-74

Mountain West-Missouri Valley Challenge

11-18	Loyola-Chicago	ROOT	W, 75-51
-------	----------------	------	----------

11-21	at USC	PAC12N	L, 90-82
11-25	Nicholls State	ROOT	W, 75-63
12-1	Oral Roberts	ROOT	W, 91-75
12-5	at Purdue	BTN	L, 70-58
12-12	Northern Iowa	ESPN3	W, 76-57
12-16	New Mexico State	ESPN3	W, 79-61
12-19	Rice	ROOT	L, 90-89

Hawaiian Airlines Diamond Head Classic

12-22	vs. Auburn	ESPNU	L, 83-78
12-23	vs. BYU	ESPNU	L, 96-66
12-25	vs. Washington State	ESPN3	L, 82-59

12-30	Nevada*	ROOT	W, 88-76
1-2	at Fresno State*	CBSSN	W, 77-62
1-9	Utah State*	ESPN3	W, 77-59
1-12	at UNLV*	CBSSN	L, 86-74
1-16	Wyoming*	CBSSN	L, 70-68
1-23	at San Jose State*	CI	W, 83-64
1-27	Air Force*	ROOT	W, 84-55
1-30	at Boise State*	ESPN3	W, 88-83
2-2	UNLV*	CBSSN	W, 87-83
2-6	at San Diego State*	CBSSN	L, 78-71 (OT)
2-9	at Utah State*	CBSSN	L, 80-72
2-13	San Jose State*	ROOT	W, 74-58
2-17	Boise State*	CBSSN	W, 80-78
2-20	at Air Force*	ROOT	L, 76-72
2-23	at Colorado State*	CBSSN	8 p.m.
2-27	Fresno State*	ESPN2	8 p.m.
3-1	San Diego State*	CBSSN	7:30 p.m.
3-5	at Nevada*	ROOT	7 p.m.

Mountain West Tournament

(Thomas & Mack Center - Las Vegas, Nev.)

3-9	Opening Round	MWN	TBA
3-10	Quarterfinals	CBSSN	TBA
3-11	Semifinals	CBSSN	TBA
3-12	Championship	CBS	TBA

BOLD Denotes Home Games

*Denotes Mountain West Game

All times are set to local tipoff

Game times are subject to change



NEW MEXICO

LOBOS

Record: 16-11 (9-5 MW)
Conference: Mountain West
Head Coach: Craig Neal (3rd Season)
Record at UNM: 58-34
Career Record: 58-34



COLORADO STATE

RAMS

Record: 14-13 (6-8 MW)
Conference: Mountain West
Head Coach: Larry Eustachy (4th Season)
Record at CSU - 83-45
Career Record: 485-303

Media Information

Tip-Off: 8:05 p.m. (MST)

TV: CBS Sports Network
Brent Stover (Play-By-Play)
Bob Wenzel (Analyst)

Comcast: 274/838 (HD)
DISH: 158
DirecTV: 221

Radio: 770 AM KKOB
Robert Portnoy (Play-By-Play)
Hunter Greene (Analyst)

Available on Tune In Radio App

Stats: LoboStats.com

ABOUT THE MATCH-UP

- The Lobos and Rams will meet for the 119th time in program history on Tuesday. This is the seventh longest rivalry in New Mexico history and second longest against a Mountain West opponent.
- The Lobos hold a record of 74-44 overall against Colorado State in a series that dates back to Dec. 20, 1940. The bulk of the series began in 1952, when the two institutions were in the Skyline Conference together until 1962. After a short break in the series, the two teams would compete against each other in the WAC and Mountain West.
- The series is largely dominated by the home team. Although the Lobos are 44-5 against the Rams inside WisePies Arena, they are 23-31 in Fort Collins.
- Colorado State had the upper hand on New Mexico when playing in the Skyline Conference. However, the Lobos have won 35 of the last 41 games in the series, dating back to Feb. 12, 1994. The Rams have not won back-to-back games since the early 1990's.
- Colorado State and New Mexico are as even offensively as any matchup in the Mountain West. The Rams hold a conference offensive rating 107.9 while the Lobos hold a rating of 107.8.
- The Rams are led by Larry Eustachy, who previously coached at Idaho, Iowa St. and Southern Miss.

NEW MEXICO PROBABLE STARTERS

Pos.	No.	Name	PPG	RPG	APG	SPEC.
G	1	Cullen Neal (R-So., 6-5, Albuquerque, N.M.)	12.8	2.9	3.8	42% 3pt in final 5 min.
G	4	Elijah Brown (R-So., 6-4, Orange County, Calif.)	21.3	5.3	3.0	22.9 ppg vs. MW
C	11	Obij Aget (Jr., 7-1, Juba, South Sudan)	6.9	5.8	0.4	65% Shooter
G/F	20	Sam Logwood (So., 6-7, Indianapolis, Ind.)	5.9	4.0	2.0	50% True Shooting%
F	32	Tim Williams (R-Jr., 6-8, Flossmoor, Ill.)	17.4	7.8	1.1	MW Leader in FG%

NEW MEXICO PROBABLE RESERVES

Pos.	No.	Name	PPG	RPG	APG	PREV.
G	3	Jordan Hunter (Fr., 5-11, Beaumont, Texas)	2.3	1.0	1.2	Ozen HS
G/F	14	Dane Kuiper (Fr., 6-7, Wasilla, Alaska)	1.6	1.2	0.8	Corona del Sol HS
G	21	Xavier Adams (So., 6-4, Flower Mound, Texas)	4.7	2.4	1.1	Edward S. Marcus HS
G	22	Connor Joy (Sr., 6-4, Rehoboth, N.M.)	1.5	0.0	0.0	Rehoboth Christian
F	23	Joe Furstinger (So., 6-9, Rancho Santa Margarita, Calif.)	1.6	1.8	0.4	Santa Margarita Catholic HS
G	25	Tim Jacobs (Sr., 6-0, Las Cruces, New Mexico)	1.1	1.4	1.4	Cochise College
G	30	Adam Cumber (R-Fr., 6-2, Albuquerque, N.M.)	0.0	0.0	0.0	Sandia HS
G	31	Anthony Mathis (Fr., 6-3, West Linn, Ore.)	2.4	0.5	0.3	West Linn HS
F	34	Michael Nesbitt (Sr., 6-7, Evansville, Ind.)	0.5	0.8	0.0	Missouri S&T

MW STANDINGS

Place	School	MW	Overall
1st	San Diego State	13-1	20-7
2nd	New Mexico	9-5	16-11
2nd	Fresno State	9-5	18-9
4th	Nevada	8-6	16-10
4th	Boise State	8-6	17-10
6th	UNLV	7-8	16-12
7th	Colorado State	6-8	14-13
8th	Wyoming	6-9	13-15
9th	Utah State	5-9	13-12
10th	Air Force	5-10	14-14
11th	San Jose State	3-12	8-19

MW PRESEASON POLL

Place	School (1st Place Votes)	Points
1	San Diego State (22)	272
2	Boise State (2)	234
3	Utah State	190
4	UNLV	185
5	Fresno State (1)	182
6	New Mexico	164
7	Colorado State	144
8	Wyoming	101
9	Nevada	97
10	Air Force	51
11	San José State	30

BY THE NUMBERS

Statistic	All Games	MW Games
Scoring:	77.5	78.2
Scoring Defense:	72.5	72
Scoring Margin:	5.0	6.2
Field Goal %:	46.9%	46.9%
Def. Field Goal %:	41.4%	40.2%
3-Point FG %:	36.5%	37.4%
Def. 3-Point FG %:	31.7%	30.0%
Free Throw %:	73.0%	73.5%
Rebounding:	37.2	38.2
Reb. Margin:	4.0	4.6
Assists:	14.8	14.5
Turnover Margin:	-2.2	-2.9
Asst/TO Ratio:	1.0	1.0
Steals:	5.9	6.0
Blocks:	4.3	4.4

NEW MEXICO GAME NOTES

LAST TIME OUT

The University of New Mexico men's basketball team (16-11, 9-5 MW) dropped the first game of its Colorado road trip Saturday to the Air Force Falcons (14-14, 5-10 MW), 76-72. Elijah Brown led the Lobos in scoring Tuesday with 32 points on 10-for-20 shooting. He also had four rebounds and a pair of steals. Tim Williams registered a double-double with 17 points and 13 rebounds. He shot 6-for-10 from the floor. Cullen Neal was the team's third scorer in double digits, with 12 points and a career-high tying six rebounds. Sam Logwood had a team-best four assists with five points and four rebounds. The Lobos finished the day shooting 41.1 percent (23-for-56) from the floor. Air Force shot 48.2 percent (27-for-56) from the floor but were held to 33.3 percent (8-for-24) from deep.

ROAD WARRIOR

University of New Mexico head coach Craig Neal has won 58 games in less than three years as the leader of the Lobos. Although his winning percentage is already in the top-five among coaches with 50 wins, Neal's standout numbers compared to former coaches comes on the road. In less than three seasons, Coach Neal has won 23 games away from Albuquerque. Prior to Coach Neal coming to New Mexico along with former head coach Steve Alford, no other coach in program history won 20 or more road and neutral games in their first three seasons. Alford holds the record at 27 road and neutral wins, a mark that Neal can catch if the Lobos win their last two road games at Colorado State and Nevada while also advancing to the Mountain West Conference Championship game.

JACOBS FROM DEEP

Senior point guard Tim Jacobs has only taken 16 shot attempts during the 2015-16 season, but is making them count, especially from distance. Jacobs is currently 3-for-3 on the season from 3-point range and is the only player in the Mountain West Conference with a perfect 3-point percentage on multiple attempts. His treys have come against USC, San Jose State and most recently Air Force. Last season, Jacobs took 21 3-point attempts and only made two, for a percentage of .095. His three made 3-pointers this year have already doubled his career 3-point percentage, now sitting at 20.8 percent.

KENDALL WILLIAMS, THREE YEARS FROM THE DAY

Kendall Williams owns the New Mexico program record for most points in a road game, set at Colorado State exactly three years ago from Tuesday. Williams scored 46 points on Feb. 23, 2013, four points shy of the overall record for points scored in a game. He finished 12-of-16 from the field, 10-of-13 from 3-point range, while also tallying four assists and five boards. The game came under the national spotlight, with the Lobos ranked 16th in the nation and the Rams ranked 21st. Only Kenny Page and Marvin Johnson, the record holder, have scored more in a game. No other Lobo has scored more than 40 points in a Mountain West Conference game. Williams' 10 3-pointers made against the Rams is also a program record.

THE COMEBACK

With six minutes remaining last Wednesday, the Lobos trailed Boise State, 61-76. The Lobos would finish the game outscoring their opponents 19-2 to win the game by two points. The comeback was the largest in Lobo history in the final six minutes of a game. It was the first 15 point comeback since the team's 61-60 win over Texas Tech on Dec. 29, 2010. Defensively, the Lobos sparked the comeback by forcing five straight missed shots. A Tim Williams free throw and a Sam Logwood layup started the comeback, and a four-point play from Brown cut the deficit to single digits and erupted the home crowd. A Williams dunk and a pair of 3-pointers from Elijah Brown cut the Bronco lead to 78-77 with 1:08 left. The Lobos forced a turnover on the opposite end, and with 30 seconds left, Brown drew a foul and hit both to grab the lead. On the opposite end, Williams earned his fourth and biggest block on a driving layup and was fouled while corralling in the rebound. He hit one of two free throws, but the Lobos forced a tough 3-pointer on the final possession to seal the game.

MW'S TOP SCORER IN CONFERENCE

Although Josh Adams of Wyoming leads the league in scoring overall, Elijah Brown is the scoring leader in MW games at 22.9 points per game. He is followed by Adams at 22.4 ppg and Marvella Harris of Fresno State at 21.4 ppg. Rounding out the top five is Tim Williams in fourth at 18.6 ppg and Nevada's Marqueze Coleman at 17.4 ppg. Brown is shooting 44.2 percent in conference play and taking almost nine free throw attempts per game.

FREE THROW RATE

The Lobos are shooting a league best 73 percent from the foul line this year, their best mark since 2003, and are getting to the line at an alarming rate. The Lobos currently rank 36th in the nation in free throw rate (free throw attempts/field goal attempts) at 43.3. In league play, the rate has jumped to a Mountain West best 48.3, leading second place Nevada by almost six. It is the best free throw rate in conference the Lobos have had since joining the MW. In MW play, the Lobos have kept teams off the line on defense. Their FT rate against of 37.7 is one of the five lowest marks in the league. Colorado State has been successful keeping teams off the line, with a defensive free throw rate of 34.4.

LOBOS LOVE PINK

The Lobos' game on Jan. 23 was themed "Lobos Love Pink" in partnership with UNM Hospitals and the UNM Comprehensive Cancer Center. The program hosted its annual jersey auction on the North Concourse during the first half. The Lobos raised a total of \$3,640 from the auction, with proceeds benefiting the UNM Comprehensive Cancer Center. This is one of several events throughout the year in which head coach Craig Neal and the men's basketball program fundraise for the UNM Comprehensive Cancer Center, including October's Howl-O-Ween and the Ninth Annual Lobos vs. Cancer Basketball Gala in May.

TIM WILLIAMS APPROACHING 1,500

Prior to joining the Lobos, Tim Williams became the first sophomore ever to score 1,000 points in a career at Samford. Now in his third collegiate season, he is approaching 1,500 points over three seasons. He has currently at 1,488 points scored in his career.

The Lobos have won six out of their last nine games, with Williams being a big catalyst to the Lobos' success. Over the last nine games, Williams has averaged 20.1 points per game on 63.8 percent shooting. He has scored at least 21 points in five of the last nine games. Williams scored a season-high 29 points against UNLV, his best performance in conference. It is the most points he's scored as a Lobo and the most he's scored since dropping 32 as a sophomore at Samford. With the score tied at 70 with 7:16 left, Williams took over the game offensively. He scored 12 straight points for New Mexico and shot 5-for-5 in the paint with one 3-point play.

ACADEMIC ALL-DISTRICT HONOREES

University of New Mexico men's basketball student-athletes Cullen Neal and Tim Williams have received CoSIDA Academic All-District 7 honors. The Academic All-District program recognizes the nation's top student-athletes for their combined performances athletically and in the classroom. Both Neal and Williams will now be eligible for Academic All-America honors later this season. Neal earned the honor with a 3.8 cumulative grade point average in his communications program. Williams holds a 3.38 cumulative GPA as an economics major. The MW earned three academic honors Thursday, with the Lobos taking two of them. Only five teams in all of NCAA Division I had multiple honorees. Prior to this season, the only Lobos to ever receive CoSIDA Academic All-District honors were Troy Devries and Roman Martinez.

As of 2-21-2016

Category	Offense	Defense	D-I Avg
Adj. Efficiency	107.4 103	101.6 135	103.6
Adj. Tempo	72.5 44		69.2
Avg. Poss. Length	16.4 82	16.6 51	17.2
Four Factors			
Effective FG%:	52.4 71	47.8 87	49.8
Turnover %:	20.6 314	17.7 205	18.3
Off. Reb. %:	30.9 141	28.7 117	29.9
FTA/FGA:	43.3 36	37.5 183	36.8
Miscellaneous Components			
3P%:	36.5 84	31.7 47	34.7
2P%:	51.4 74	48.0 145	48.6
FT%:	73.0 64	68.0 85	69.8
Block%:	10.4 275	12.0 54	9.2
Steal%:	10.7 327	8.0 228	8.7
Style Components			
3PA/FGA:	30.2 282	40.5 320	35.3
A/FGM:	55.8 95	56.7 274	52.6
Defensive Fingerprint:		Some Zone	
Point Distribution (% of total points)			
3-Pointers:	24.2 294	31.7 85	29.3
2-Pointers:	52.6 102	47.2 285	50.2
Free Throws:	23.2 53	21.1 150	20.5
Strength of Schedule			
Components:	102.8 218	102.2 90	103.6
Overall:	.5172 144		.5000
Non-conference:	.5176 172		.5000
Personnel			
Bench Minutes:	28.5% 283		33.0%
Experience:	1.24 yrs 306		1.70
Minutes Continuity:	37.1% 277		49.3%
Average Height:	78.3" 20		76.8"

USA TODAY COACHES POLL

(As of 2-22-2016)

Place	School (1st Place Votes)	Record
1	Villanova (25)	24-3
2	Kansas (7)	23-4
3	Virginia	21-5
4	Oklahoma	21-5
5	Xavier	24-3
6	North Carolina	22-5
7	Michigan State	22-5
8	Iowa	20-6
9	Maryland	23-5
10	Arizona	22-5
11	Miami (FL)	21-5
12	West Virginia	20-7
13	Oregon	21-6
14	Kentucky	20-7
15	Indiana	22-6
16	Baylor	20-7
17	Iowa State	19-8
18	Duke	20-7
19	Purdue	21-7
20	Notre Dame	18-8
21	Texas A&M	20-7
22	Dayton	21-5
23	Utah	21-7
24	Providence	19-8
25	Texas	17-10

Others receiving votes: South Carolina 47, Saint Mary's 42, Wichita St 32, Texas Tech 30, Pittsburgh 18, Wisconsin 15, California 11, Saint Joseph's 10, Seton Hall 6, USC 6, VCU 6, Hawaii 3, LSU 3, Michigan 1, St Bonaventure 1, San Diego State 1

HEAD-TO-HEAD HISTORY

Date	Winner	Score	Location
2-8-06	New Mexico	80-78	Fort Collins
1-6-07	Colorado State	88-79	Albuquerque
2-3-07	New Mexico	70-66	Fort Collins
2-5-08	New Mexico	91-51	Albuquerque
3-8-08	New Mexico	71-52	Fort Collins
1-28-09	New Mexico	68-50	Albuquerque
2-28-09	New Mexico	81-79 (2OT)	Fort Collins
1-23-10	New Mexico	82-64	Albuquerque
2-23-10	New Mexico	72-66	Fort Collins
1-12-11	New Mexico	68-61	Albuquerque
2-12-11	Colorado State	68-62	Fort Collins
3-10-11	New Mexico	67-61	Las Vegas
1-25-12	New Mexico	85-52	Albuquerque
2-21-12	Colorado State	71-63	Fort Collins
1-23-13	New Mexico	66-61	Albuquerque
2-23-13	New Mexico	91-82	Fort Collins
1-4-14	New Mexico	80-73	Albuquerque
1-25-14	New Mexico	68-66	Fort Collins
1-3-15	New Mexico	66-53	Albuquerque
2-10-15	Colorado State	70-59	Fort Collins

Last 20 games of the series listed above.

New Mexico leads Colorado State in the all-time series, 74-44.

NEW MEXICO GAME NOTES

BROWN AT THE LINE

Elijah Brown has drained 175 free throws this season. With 13 free throws made against Boise State and Air Force, Brown passed Dairese Gary and Hunter Greene to move up to eighth in free throws made in a season at New Mexico. He is four free throws away from matching Kendall Williams' 179 in 2013-14. The all-time record is set at 253 by Ruben Douglas in 2002-03. At Brown's current pace, he has a chance to catch Cameron Bairstow's 2013-14 total of 219 made.

Earlier this year, he went 12-for-12 from the free throw line against UNLV, marking the second time this season in which Brown has gone perfect from the free throw line with at least 12 free throws made. He shot 15-for-15 from the free throw line against Nevada, one short of the program record. Brown is just the second Lobo to go perfect with at least 12 made multiple times. Only Douglas (three times) has reached the same feat. Overall this year, Brown's 175 made free throws ranks 10th in the country. He sits at 17th with 206 free throws attempted and 57th with an 85 percent free throw percentage.

LOBOS ARE SMART

The New Mexico athletic department has released its Fall 2015 departmental GPA, setting a new record with a 3.30 department grade point average. The men's basketball team set a new program record for GPA in a semester at 3.15 as a team. This is the second time the program has gone over the 3.0 mark. Under Craig Neal, Lobo basketball has had five straight semesters of at least a 2.7 grade point average, the only such streak in men's basketball history at UNM. The team's 0.39 grade point average jump from the previous semester led the department. Overall, the department has now had 15 straight semesters of a 3.0 GPA or better.

THE PIT IN THE MW ERA

Year	Avg. Attendance (NCAA Rank)	MW Rank
1999-00	16,443 (8th)	1st
2000-01	16,418 (8th)	1st
2001-02	16,426 (7th)	1st
2002-03	15,186 (12th)	1st
2003-04	14,679 (15th)	2nd
2004-05	14,309 (14th)	1st
2005-06	13,387 (21st)	1st
2006-07	12,853 (23rd)	1st
2007-08	14,361 (18th)	1st
2008-09	13,994 (17th)	1st
2009-10	13,595 (22nd)	2nd
2010-11	14,570 (16th)	2nd
2011-12	14,455 (16th)	2nd
2012-13	15,022 (16th)	2nd
2013-14	15,212 (16th)	1st
2014-15	14,571 (18th)	1st

*The \$60 million dollar renovation to The Pit added a suite level and lowered the maximum capacity from 18,018 to 15,411 starting with the 2010-11 season.

STATISTICAL RANKINGS

ESPN has New Mexico ranked 96th in the country in their BPI ranks, third among Mountain West Conference teams. The Lobos are 116th in RPI.

The Lobos are currently predicted by KenPom.com to finish second in the conference standings. The Lobos are ranked 111th by their system.

WILLIAMS AT 60%

New Mexico forward Tim Williams is having one of the most efficient offensive seasons in Lobo basketball history. Williams is currently shooting 60.4% from the floor on 189-of-313 shooting. He currently leads all eligible players in the Mountain West Conference. In Lobo history, only seven players have finished the season shooting 60 percent or better with at least three field goal attempts per game. Williams is taking 12 attempts per game and still maintaining a high percentage. Historically, only Luc Longley (.656, 349 attempts) in 1990-91 and Charlie Thomas (.622, 365 attempts) have shot over 60 percent for a season and taken at least 300 shots.

78 A GAME IN CONFERENCE

The Lobos are averaging 78.2 points per game in conference play, leading all teams in the Mountain West Conference. This is the highest points per game average that the Lobos have put forth in MW play, with the previous high coming in 1999-2000 at 77.6 points per game. It is the highest any Lobo team has averaged in conference play since the 1997-98 New Mexico team, which averaged 80.2 points per game.

LOBOS IN THE NBA

NBA Team	Name (Years as a Lobo)
Chicago Bulls:	Tony Snell (2010-13) Cameron Bairstow (2010-14)

PACKED PIT

New Mexico basketball is currently on track to finish in the national top 25 in attendance average for the 50th straight year. 14 games have been played in WisePies Arena, where the Lobos rank 23rd in the country and first in the Mountain West in attendance at 12,886 fans a game. The Lobos average almost 500 more fans a game than second-place San Diego State.

THE 2015-16 NEW MEXICO LOBOS

No.	Name	Pos	Height	Weight	Year	Previous School	Hometown
0	J.J. N’Ganga	C	6-10	240	Sr.	N. Oklahoma - Townaka	Aubervilliers, France
1	Cullen Neal	G	6-5	195	R-So.	Eldorado HS	Albuquerque, N.M.
3	Jordan Hunter	G	5-11	180	Fr.	Ozen HS	Beaumont, Texas
4	Elijah Brown	G	6-4	200	R-So.	Butler University	Orange County, Calif.
11	Objig Aget	C	7-1	220	Jr.	La Lumiere HS (Ind.)	Juba, South Sudan
12	Devon Williams	F	6-8	210	R-Jr.	Woodrow Wilson HS	Dallas, Texas
14	Dane Kuiper	G/F	6-7	200	Fr.	Corona del Sol HS (Ariz.)	Wasilla, Alaska
20	Sam Logwood	G/F	6-7	210	So.	La Lumiere HS (Ind.)	Indianapolis, Ind.
21	Xavier Adams	G	6-4	205	So.	Edwards S. Marcus HS	Flower Mound, Texas
22	Connor Joy*	G	6-4	195	Sr.	Rehoboth Christian	Rehoboth, N.M.
23	Joe Furstinger	F	6-9	215	So.	Santa Margarita Catholic HS	Rancho Santa Margarita, Calif.
25	Tim Jacobs*	G	6-0	200	Sr.	Cochise College (Ariz.)	Las Cruces, N.M.
30	Adam Cumber*	G	6-2	185	R-Fr.	Sandia HS	Albuquerque, M.M.
31	Anthony Mathis	G	6-2	170	Fr.	West Linn HS	West Linn, Ore.
32	Tim Williams	F	6-8	240	R-Jr.	Samford University	Flossmoor, Ill.
34	Michael Nesbitt*	F	6-7	220	Sr.	Missouri S&T	Evansville, Ind.

* Indicates a walk-on

Head Coach: Craig Neal (3rd Season -- Georgia Tech ‘88)

Associate Head Coach: Chris Harriman

Assistant Coaches: Alan Huss and Terrence Rencher

Director of Operations: Cody Hopkins

Athletic Trainer: Corey DeBarbrie

Video Coordinator: Ben Sanders

Strength and Conditioning Coach: Jeremy Anderson

BY CLASS

(16 Total)

Seniors: (4)

Juniors: (3)

Sophomores: (5)

Freshmen: (4)

BY POSITION

(16 Total)

Centers: (2)

Forwards: (3)

Guard/Forwards: (2)

Guards: (9)

BY HEIGHT

7’1”

Objig Aget

6’10”

J.J. N’Ganga

6’9”

Joe Furstinger

6’8”

Devon Williams

Tim Williams

6’7”

Sam Logwood

Dane Kuiper

Michael Nesbitt

6’5”

Cullen Neal

6’4”

Xavier Adams

Elijah Brown

Connor Joy

6’2”

Anthony Mathis

Adam Cumber

6’0”

Tim Jacobs

5’11”

Jordan Hunter

ALPHABETICAL ROSTER

No.	Name	Pos	Height	Weight	Year
21	Xavier Adams	G	6-4	205	Sophomore
11	Objig Aget	C	7-1	220	Junior
4	Elijah Brown	G	6-4	200	RS-Sophomore
30	Adam Cumber	G	6-2	185	RS-Freshman
23	Joe Furstinger	F	6-9	215	Sophomore
3	Jordan Hunter	G	5-11	180	Freshman
25	Tim Jacobs	G	6-0	200	Senior
22	Connor Joy	G	6-4	195	Senior
14	Dane Kuiper	G/F	6-7	200	Freshman
20	Sam Logwood	G/F	6-7	210	Sophomore
31	Anthony Mathis	G	6-2	170	Freshman
0	J.J. N’Ganga	C	6-10	240	Senior
1	Cullen Neal	G	6-5	195	RS-Sophomore
34	Michael Nesbitt	F	6-7	220	Senior
12	Devon Williams	F	6-8	210	RS-Junior
32	Tim Williams	F	6-8	240	RS-Junior

PRONUNCIATIONS

Name	Pronunciation
Objig Aget	O-BOTCH Ah-Jet
J.J. N’Ganga	J.J. N-GONE-GAH
Devon Williams	DEVIN
Joe Furstinger	Joe FUR-Sting-er
Dane Kuiper	KI-pur

HEAD COACH CRAIG NEAL



Craig Neal

Head Coach - 3rd Season

(2015-16) 16-11 (Career) 58-34 (.630)

NOTEWORTHY :

- Earned the nickname “Noodles” for wiry build as a high school player
- Spent nine seasons as a member of Steve Alford’s staffs at Iowa and New Mexico
- Coached under NBA legend Lenny Wilkens for three seasons with the Raptors
- Spent nearly a decade as a NBA assistant coach and scout with Toronto
- Still holds Georgia Tech record for assists in a game (19) and in a season (303 in 1987-88).

PLAYING EXPERIENCE

1988-95 - NBA and CBA Career

- *Drafted by Portland in the 1988 NBA Draft
- *Played for Blazers, Heat and Nuggets
- *Fort Wayne Fury Player and Coach in 1994-95

1984-88 - Georgia Tech

- *Played for Bobby Cremins
- *Member of Elite Eight and Sweet 16 teams
- *Graduated with career assist record (659)

1980-83 - Washington High School (Washington, Ind.)

- *All-American & member of Indiana All-Star Team
- *Coached by his father, Stan Neal
- *Played against Steve Alford

COACHING EXPERIENCE

Head Coach:

2013-Present - New Mexico (58-34)

Associate Head Coach:

2007-13 - New Mexico (NCAA)

Assistant Coach:

2004-07 - Iowa (NCAA)

2000-03 - Toronto Raptors (NBA)

THE FAMOUS CHERRY BLAZER

The cherry blazer has become a symbol with New Mexico basketball. Given to coaches at their introductory press conferences, it makes appearances throughout the season at crucial games.

- Craig Neal is 8-1 when wearing the cherry blazer
 - Nov. 9, 2013 vs. Alabama A&M (W, 88-52)
 - Jan. 21, 2014 vs. Boise State (W, 84-75)
 - Feb. 22, 2014 vs. #6 San Diego State (W, 58-44)
 - Mar. 5, 2014 vs. Air Force (W, 80-52)
-
- Nov. 14, 2014 vs. Idaho State (W, 79-55)
- Jan. 3, 2015 vs. #24 Colorado State (W, 66-53)
- Feb. 17, 2015 vs. #25 San Diego State (L, 46-63)
- March 7, 2015 vs. Wyoming (W, 52-49)
-
- Nov. 13, 2015 vs. Texas Southern (W, 86-57)

THE NEAL ERA AT NEW MEXICO

- Became first-ever rookie Lobo head coach to lead New Mexico to a NCAA Tournament appearance
- Led UNM to the 2014 Mountain West Tournament championship, which made New Mexico the first program in MW history to win three-straight conference tournaments
- Guided four Lobos to All-Mountain West honors in 2013-14, which included first team selections Cam Bairstow and Kendall Williams. Williams and Alex Kirk were MW All-Defensive Team selections as well.
- The 27 wins in 2013-14 mark the most wins by a rookie coach in Lobo history. It is tied for the fifth most wins by a first-year Division I head coach since 2000.
- Was named a finalist for a pair of national coaching honors: the Joe B. Hall Award as the nation’s top rookie coach, and the Jim Phelan Award for national coach of the year.
- Led the MW with seven academic all-conference selections in 2014-15, a program record. He has had 13 honorees in two seasons
- Had three members from 2013-14 roster sign professional contracts; Kendall Williams (Italy), Cam Bairstow (NBA) and Alex Kirk (NBA)
- Has risen team GPA to 3.15 in fall semester, breaking a program record his team previously set. Has had 5 straight semesters of at least a 2.7 team GPA.
- Signed a new contract in July of 2014 to stay at New Mexico through 2020
- Became the second-fastest coach in program history to 40 wins (53 games)
- The father of a Lobo family. His oldest son, Cullen, is a sophomore guard the Lobos. Younger son, Dalton, is a member of the ROTC program at New Mexico.

2015-16 SEASON STATS

Overall record: 16-11 Conf: 9-5 Home: 12-2 Away: 4-6 Neutral: 0-3

#	Player	gp-gs	min	avg	Total		3-Point		F-Throw		Rebounds				pf	dq	a	to	blk	stl	pts	avg
					fg-fga	fg%	3fg-fga	3fg%	ft-fa	ft%	off	def	tot	avg								
04	BROWN, Elijah	27-24	896	33.2	163-370	.441	75-189	.397	175-206	.850	18	124	142	5.3	56	0	81	79	2	28	576	21.3
32	WILLIAMS, Tim	27-27	905	33.5	189-313	.604	0-0	.000	92-137	.672	57	153	210	7.8	57	1	30	39	32	17	470	17.4
01	NEAL, Cullen	26-26	774	29.8	107-303	.353	45-142	.317	73-101	.723	8	67	75	2.9	72	4	100	85	0	22	332	12.8
11	AGET, Obij	27-27	616	22.8	79-121	.653	0-0	.000	27-39	.692	58	98	156	5.8	83	2	10	39	35	6	185	6.9
20	LOGWOOD, Sam	27-27	688	25.5	58-137	.423	14-37	.378	30-53	.566	32	78	110	4.1	70	2	53	45	11	21	160	5.9
21	ADAMS, Xavier	27-3	379	14.0	42-85	.494	4-18	.222	40-60	.667	29	37	66	2.4	71	1	29	28	8	13	128	4.7
31	MATHIS, Anthony	24-0	159	6.6	17-43	.395	12-33	.364	11-12	.917	2	11	13	0.5	25	0	8	12	0	6	57	2.4
03	HUNTER, Jordan	26-1	244	9.4	23-52	.442	10-23	.435	5-8	.625	3	22	25	1.0	21	0	31	23	1	13	61	2.3
12	WILLIAMS, Devon	2-0	28	14.0	0-1	.000	0-0	.000	4-6	.667	0	3	3	1.5	4	0	0	1	0	1	4	2.0
33	SCEKIC, Nikola	10-0	75	7.5	8-15	.533	0-0	.000	1-1	1.000	3	5	8	0.8	15	0	1	7	0	1	17	1.7
23	FURSTINGER, Joe	26-0	295	11.3	13-42	.310	0-1	.000	16-27	.593	13	35	48	1.8	52	0	11	14	18	15	42	1.6
14	KUIPER, Dane	20-0	165	8.3	10-30	.333	5-14	.357	6-7	.857	2	21	23	1.2	18	1	16	9	7	5	31	1.6
22	JOY, Connor	2-0	2	1.0	1-1	1.000	1-1	1.000	0-0	.000	0	0	0	0.0	1	0	0	1	0	0	3	1.5
25	JACOBS, Tim	21-0	191	9.1	8-16	.500	3-3	1.000	5-7	.714	2	27	29	1.4	22	0	30	14	1	10	24	1.1
34	NESBITT, Michael	4-0	6	1.5	1-3	.333	0-1	.000	0-0	.000	2	1	3	0.8	0	0	0	0	0	0	2	0.5
30	CUMBER, Adam	2-0	2	1.0	0-1	.000	0-1	.000	0-0	.000	0	0	0	0.0	0	0	0	0	0	0	0	0.0
Team											39	54	93		2		12					
Total.....		27	5425		719-1533	.469	169-463	.365	485-664	.730	268	736	1004	37.2	569	11	400	408	115	158	2092	77.5
Opponents.....		27	5425		669-1616	.414	207-654	.317	412-606	.680	296	600	896	33.2	583	-	380	349	111	210	1957	72.5

TEAM STATISTICS

	NM	OPP	Date	Opponent	Score	Att.
SCORING	2092	1957	11/13/15	TEXAS SOUTHERN	w 86-57	12269
Points per game	77.5	72.5	11/15/15	at New Mexico State	w 83-74	6796
Scoring margin	+5.0	-	11/18/15	LOYOLA-CHICAGO	w 75-51	11951
FIELD GOALS-ATT	719-1533	669-1616	11/21/15	at USC	L 82-90	2943
Field goal pct	.469	.414	11/25/15	NICHOLLS STATE	w 75-63	12383
3 POINT FG-ATT	169-463	207-654	12/1/15	ORAL ROBERTS	w 91-75	11585
3-point FG pct	.365	.317	12/05/15	at Purdue	L 58-70	14221
3-pt FG made per game	6.3	7.7	12/12/15	NORTHERN IOWA	w 76-57	13154
FREE THROWS-ATT	485-664	412-606	12/16/15	NEW MEXICO STATE	w 79-61	15362
Free throw pct	.730	.680	12/19/15	RICE	L 89-90	12507
F-Throws made per game	18.0	15.3	12-22-15	vs Auburn	L 78-83	0
REBOUNDS	1004	896	12-23-15	vs BYU	L 66-96	0
Rebounds per game	37.2	33.2	12-25-15	vs Washington State	L 59-82	0
Rebounding margin	+4.0	-	* 12/30/15	NEVADA	w 88-76	13247
ASSISTS	400	380	* 01/02/16	at Fresno State	w 77-62	6881
Assists per game	14.8	14.1	* 01/09/16	UTAH STATE	w 77-59	13476
TURNOVERS	408	349	* 01/12/16	at UNLV	L 74-86	11377
Turnovers per game	15.1	12.9	* 1/16/16	WYOMING	L 68-70	13196
Turnover margin	-2.2	-	* 1/23/16	at San José State	w 83-64	1633
Assist/turnover ratio	1.0	1.1	* 1/27/16	AIR FORCE	w 84-55	12072
STEALS	158	210	* 01/30/16	at Boise State	w 88-83	7355
Steals per game	5.9	7.8	* 2/2/16	UNLV	w 87-83	13359
BLOCKS	115	111	* 02-06-16	at SAN DIEGO STATE	Lot 71-78	12414
Blocks per game	4.3	4.1	* 02/09/16	at Utah State	L 72-80	9290
ATTENDANCE	180406	76237	* 02/13/16	SAN JOSÉ STATE	w 74-58	13411
Home games-Avg/Game	14-12886	10-7624	* 2/17/16	BOISE STATE	w 80-78	12434
Neutral site-Avg/Game	-	3-0	* 2/20/16	at Air Force	L 72-76	3327

Score by Periods	1st	2nd	OT	Totals
New Mexico	1028	1059	5	2092
Opponents	898	1047	12	1957

* = Conference game

2015-16 CONFERENCE STATS

RECORD:	OVERALL	HOME	AWAY	NEUTRAL
ALL GAMES	9-5	6-1	3-4	0-0
CONFERENCE	9-5	6-1	3-4	0-0
NON-CONFERENCE	0-0	0-0	0-0	0-0

##	Player	gp-gs	min	avg	Total		3-Point		F-Throw		Rebounds					a	to	blk	stl	pts	avg	
					fg-fga	fg%	3fg-fga	3fg%	ft-fga	ft%	off	def	tot	avg	pf							dq
04	BROWN, Elijah	14-11	468	33.4	87-197	.442	42-99	.424	105-123	.854	9	57	66	4.7	29	0	43	47	1	15	321	22.9
32	WILLIAMS, Tim	14-14	492	35.1	98-158	.620	0-0	.000	64-95	.674	27	86	113	8.1	32	1	14	20	17	9	260	18.6
01	NEAL, Cullen	13-13	393	30.2	44-133	.331	17-68	.250	43-60	.717	7	34	41	3.2	36	2	43	40	0	12	148	11.4
11	AGET, Obj	14-14	311	22.2	43-69	.623	0-0	.000	7-11	.636	28	53	81	5.8	45	0	6	18	17	4	93	6.6
21	ADAMS, Xavier	14-3	231	16.5	29-52	.558	2-8	.250	27-41	.659	17	21	38	2.7	44	1	18	20	7	8	87	6.2
20	LOGWOOD, Sam	14-14	375	26.8	31-79	.392	5-16	.313	18-30	.600	17	42	59	4.2	39	1	32	22	6	11	85	6.1
31	MATHIS, Anthony	11-0	73	6.6	8-15	.533	7-12	.583	6-6	1.000	2	6	8	0.7	13	0	1	6	0	2	29	2.6
14	KUIPER, Dane	11-0	123	11.2	8-21	.381	5-12	.417	5-5	1.000	2	16	18	1.6	13	1	12	7	6	4	26	2.4
03	HUNTER, Jordan	14-1	139	9.9	11-27	.407	6-11	.545	1-2	.500	3	11	14	1.0	16	0	18	13	0	10	29	2.1
25	JACOBS, Tim	9-0	94	10.4	4-9	.444	2-2	1.000	0-0	.000	0	16	16	1.8	12	0	8	7	0	4	10	1.1
34	NESBITT, Michael	3-0	5	1.7	1-3	.333	0-1	.000	0-0	.000	2	1	3	1.0	0	0	0	0	0	0	2	0.7
23	FURSTINGER, Joe	13-0	119	9.2	2-16	.125	0-0	.000	1-4	.250	7	16	23	1.8	17	0	8	5	8	5	5	0.4
22	JOY, Connor	1-0	1	1.0	0-0	.000	0-0	.000	0-0	.000	0	0	0	0.0	0	0	0	0	0	0	0	0.0
30	CUMBER, Adam	1-0	1	1.0	0-1	.000	0-1	.000	0-0	.000	0	0	0	0.0	0	0	0	0	0	0	0	0.0
Team											24	31	55		1		8					
Total.....		14	2825		366-780	.469	86-230	.374	277-377	.735	145	390	535	38.2	297	6	203	213	62	84	1095	78.2
Opponents.....		14	2825		341-849	.402	108-360	.300	218-320	.681	165	306	471	33.6	324	-	187	172	62	118	1008	72.0

TEAM STATISTICS	NM	OPP	Date	Opponent	Score	Att.
SCORING	1095	1008	* 12/30/15	NEVADA	w 88-76	13247
Points per game	78.2	72.0	* 01/02/16	at Fresno State	w 77-62	6881
Scoring margin	+6.2	-	* 01/09/16	UTAH STATE	w 77-59	13476
FIELD GOALS-ATT	366-780	341-849	* 01/12/16	at UNLV	L 74-86	11377
Field goal pct	.469	.402	* 1/16/16	WYOMING	L 68-70	13196
3 POINT FG-ATT	86-230	108-360	* 1/23/16	at San José State	w 83-64	1633
3-point FG pct	.374	.300	* 1/27/16	AIR FORCE	w 84-55	12072
3-pt FG made per game	6.1	7.7	* 01/30/16	at Boise State	w 88-83	7355
FREE THROWS-ATT	277-377	218-320	* 2/2/16	UNLV	w 87-83	13359
Free throw pct	.735	.681	* 02-06-16	at SAN DIEGO STATE	Lot 71-78	12414
F-Throws made per game	19.8	15.6	* 02/09/16	at Utah State	L 72-80	9290
REBOUNDS	535	471	* 02/13/16	SAN JOSÉ STATE	w 74-58	13411
Rebounds per game	38.2	33.6	* 2/17/16	BOISE STATE	w 80-78	12434
Rebounding margin	+4.6	-	* 2/20/16	at Air Force	L 72-76	3327
ASSISTS	203	187				
Assists per game	14.5	13.4				
TURNOVERS	213	172				
Turnovers per game	15.2	12.3				
Turnover margin	-2.9	-				
Assist/turnover ratio	1.0	1.1				
STEALS	84	118				
Steals per game	6.0	8.4				
BLOCKS	62	62				
Blocks per game	4.4	4.4				
ATTENDANCE	91195	52277				
Home games-Avg/Game	7-13028	7-7468				
Neutral site-Avg/Game	-	0-0				

* = Conference game

Score by Periods	1st	2nd	OT	Totals
New Mexico	525	565	5	1095
Opponents	446	550	12	1008

2015-16 SEASON EXTENDED STATS

THE STAT CREW SYSTEM New Mexico Extended Season Box Score (as of Feb 21, 2016) All games

RECORD:	OVERALL	HOME	AWAY	NEUTRAL
ALL GAMES	16-11	12-2	4-6	0-3
CONFERENCE	9-5	6-1	3-4	0-0
NON-CONFERENCE	7-6	6-1	1-2	0-3

#	Player	gp-gs	min	avg	Total		3-Point		F-Throw		Rebounds					pf	dq	a	a/g	to	to/g	a/to	blk	blk/g	stl	stl/g	pts	avg
					fg-fga	fg%	3fg-fga	3fg%	ft-fga	ft%	off	def	tot	avg														
04	BROWN, Elijah	27-24	896	33.2	163-370	.441	75-189	.397	175-206	.850	18	124	142	5.3	56	0	81	3.00	79	2.93	1.03	2	0.07	28	1.04	576	21.3	
32	WILLIAMS, Tim	27-27	905	33.5	189-313	.604	0-0	.000	92-137	.672	57	153	210	7.8	57	1	30	1.11	39	1.44	0.77	32	1.19	17	0.63	470	17.4	
01	NEAL, Cullen	26-26	774	29.8	107-303	.353	45-142	.317	73-101	.723	8	67	75	2.9	72	4	100	3.85	85	3.27	1.18	0	0.00	22	0.85	332	12.8	
11	AGET, Obj	27-27	616	22.8	79-121	.653	0-0	.000	27-39	.692	58	98	156	5.8	83	2	10	0.37	39	1.44	0.26	35	1.30	6	0.22	185	6.9	
20	LOGWOOD, Sam	27-27	688	25.5	58-137	.423	14-37	.378	30-53	.566	32	78	110	4.1	70	2	53	1.96	45	1.67	1.18	11	0.41	21	0.78	160	5.9	
21	ADAMS, Xavier	27-3	379	14.0	42-85	.494	4-18	.222	40-60	.667	29	37	66	2.4	71	1	29	1.07	28	1.04	1.04	8	0.30	13	0.48	128	4.7	
31	MATHIS, Anthony	24-0	159	6.6	17-43	.395	12-33	.364	11-12	.917	2	11	13	0.5	25	0	8	0.33	12	0.50	0.67	0	0.00	6	0.25	57	2.4	
03	HUNTER, Jordan	26-1	244	9.4	23-52	.442	10-23	.435	5-8	.625	3	22	25	1.0	21	0	31	1.19	23	0.88	1.35	1	0.04	13	0.50	61	2.3	
12	WILLIAMS, Devon	2-0	28	14.0	0-1	.000	0-0	.000	4-6	.667	0	3	3	1.5	4	0	0	0.00	1	0.50	0.00	0	0.00	1	0.50	4	2.0	
33	SCEKIC, Nikola	10-0	75	7.5	8-15	.533	0-0	.000	1-1	1.000	3	5	8	0.8	15	0	1	0.10	7	0.70	0.14	0	0.00	1	0.10	17	1.7	
23	FURSTINGER, Joe	26-0	295	11.3	13-42	.310	0-1	.000	16-27	.593	13	35	48	1.8	52	0	11	0.42	14	0.54	0.79	18	0.69	15	0.58	42	1.6	
14	KUIPER, Dane	20-0	165	8.3	10-30	.333	5-14	.357	6-7	.857	2	21	23	1.2	18	1	16	0.80	9	0.45	1.78	7	0.35	5	0.25	31	1.6	
22	JOY, Connor	2-0	2	1.0	1-1	1.000	1-1	1.000	0-0	.000	0	0	0	0.0	1	0	0	0.00	1	0.50	0.00	0	0.00	0	0.00	3	1.5	
25	JACOBS, Tim	21-0	191	9.1	8-16	.500	3-3	1.000	5-7	.714	2	27	29	1.4	22	0	30	1.43	14	0.67	2.14	1	0.05	10	0.48	24	1.1	
34	NESBITT, Michael	4-0	6	1.5	1-3	.333	0-1	.000	0-0	.000	2	1	3	0.8	0	0	0	0.00	0	0.00	0.00	0	0.00	0	0.00	2	0.5	
30	CUMBER, Adam	2-0	2	1.0	0-1	.000	0-1	.000	0-0	.000	0	0	0	0.0	0	0	0	0.00	0	0.00	0.00	0	0.00	0	0.00	0	0.0	
Total.....		27	5425		719-1533	.469	169-463	.365	485-664	.730	268	736	1004	37.2	569	11	400	14.81	408	15.11	0.98	115	4.26	158	5.85	2092	77.5	
Opponents.....		27	5425		669-1616	.414	207-654	.317	412-606	.680	296	600	896	33.2	583	-	380	14.07	349	12.93	1.09	111	4.11	210	7.78	1957	72.5	

Score by Periods	1st	2nd	OT	Totals
New Mexico	1028	1059	5	2092
Opponents	898	1047	12	1957

2015-16 SEASON METRICS

#	Player	Min	AST%	EFG%	TS%	Usg%	DRB%	ORB%	TRB%
21	ADAMS, Xavier	379	13.9	.518	.575	17.9	10.3	9.6	9.9
11	AGET, Obj	616	3.0	.653	.670	14.0	16.7	11.8	14.5
04	BROWN, Elijah	896	18.8	.542	.625	29.3	14.6	2.5	9.1
30	CUMBER, Adam	2	0.0	.000	.000	24.3	0.0	0.0	0.0
23	FURSTINGER, Joe	295	6.0	.310	.390	11.2	12.5	5.5	9.3
03	HUNTER, Jordan	244	22.4	.538	.549	15.6	9.5	1.5	5.9
25	JACOBS, Tim	191	25.3	.594	.629	8.4	14.9	1.3	8.7
22	JOY, Connor	2	0.0	1.500	1.500	48.6	0.0	0.0	0.0
14	KUIPER, Dane	165	16.1	.417	.469	12.4	13.4	1.5	8.0
20	LOGWOOD, Sam	688	13.3	.474	.499	14.5	11.9	5.8	9.1
31	MATHIS, Anthony	159	9.1	.535	.590	18.4	7.3	1.6	4.7
01	NEAL, Cullen	774	24.6	.427	.478	27.1	9.1	1.3	5.5
34	NESBITT, Michael	6	0.0	.333	.333	24.3	17.5	41.7	28.6
33	SCEKIC, Nikola	75	2.4	.533	.551	14.5	7.0	5.0	6.1
12	WILLIAMS, Devon	28	0.0	.000	.549	8.1	11.3	0.0	6.1
32	WILLIAMS, Tim	905	7.3	.604	.630	22.1	17.8	7.9	13.3

Estimated possessions: 1974.8
 Team offensive rating (ORTg): 105.9
 Team defensive rating (DRtg): 99.1

AST% - An estimate of the pct of teammate field goals assisted while on the floor
 EFG% - Effective FG% (adjusts to include additional points from 3FGs)
 TS% - True Shooting% (takes into account field goals, 3-point field goals, and free throws)
 Usg% - An estimate of the pct of team plays used while on the floor
 DRB% - An estimate of the pct of available defensive rebounds grabbed while on the floor
 ORB% - An estimate of the pct of available offensive rebounds grabbed while on the floor
 TRB% - An estimate of the pct of all available rebounds grabbed while on the floor

INSIDE THE NUMBERS

SINGLE GAME HIGHS

New Mexico

Points: 33 - (2x) Last time Elijah Brown at San Jose State (1-25-16)
FG Made: 12 - Tim Williams at USC (11-21-15)
FG Att: 21 - Tim Williams at USC (11-21-15)
FG %*: .875 - (2x) Last Time Tim Williams vs. San Jose State (2-13-16)
3FG Made: 7 - Elijah Brown at Air Force (2-20-16)
3FG Att: 17 - Elijah Brown at Air Force (2-20-16)
FT Made: 15 - Elijah Brown vs. Nevada (12-30-15)
FT Att: 15 - Elijah Brown vs. Nevada (12-30-15)
FT %*: 100% (15-15) - Elijah Brown vs. Nevada (12-30-15)
Rebounds: 15 - Tim Williams at USC (11-21-15)
Assists: 9 - Cullen Neal vs. New Mexico State (12-16-15)
Steals: 4 - (2x) Last Time Sam Logwood at San Diego State (2-6-16)
Blocks: 5 - Obij Aget vs. Rice (12-19-15)

*Minimum eight attempts

Opponents

Points: 41 - Chase Fischer, BYU (12-23-15)
FG Made: 12 - Chase Fischer, BYU (12-23-15)
FG Att: 21 - (3x) Last Time Chase Fischer, BYU (12-23-15)
FG %*: .778 - Ike Ireogbu, Washington State (12-25-15)
3FG Made: 9 - Chase Fischer, BYU (12-23-15)
3FG Att: 15 - (2x) Last Time Chase Fischer, BYU (12-23-15)
FT Made: 10 - Markeze Coleman, Nevada (12-30-15)
FT Att: 13 - (3x) Last Time Brandon Clarke San Jose State (1-25-16)
FT %*: 100% (10-10) - Jeremy Hemsley, San Diego State (2-6-16)
Rebounds: 15 - Stephen Zimmerman, Jr., UNLV (1-12-16)
Assists: 11 - Ike Ireogbu, Washington State (12-25-15)
Steals: 5 - (4x) Last Time Mikey Thompson, Boise State (1-30-15)
Blocks: 5 - (2x) Last Time Stephen Zimmerman, Jr., UNLV (2-2-16)

*Minimum eight attempts

NEW MEXICO'S RECORD WHEN...

Scenario	Record
Leading at the half:	16-4
Trailing at the half:	0-7
Tied at the half:	
Outrebounding opponent:	15-4
Outrebounded by opponent:	1-7
Commit more turnovers than opponent:	11-7
Commit less turnovers than opponent:	4-1
Commit more than 10 turnovers:	13-8
Commit less than 10 turnovers:	
When shooting 50.0% or higher:	8-1
When shooting less than 50.0%:	8-10
Overtime games:	
More bench points than opponent:	5-2
Inside The Pit:	12-2
On the Road:	4-6
At a neutral site:	0-3
Against ranked teams:	0-1
In cherry jerseys:	4-6
In silver jerseys:	4-1
In white jerseys:	5-4
In camo jerseys:	1-0
In turquoise jerseys:	1-0
In anthracite jerseys:	
In pink jerseys:	1-0
In November:	4-1
In December:	4-5
In January:	5-2
In February:	3-3
In March:	
When UNM scores less than 50 points:	
When UNM scores 50-60 points:	0-2
When UNM scores 60-70 points:	0-2
When UNM scores 70-80 points:	8-5
When UNM scores 80+ points:	8-2

SCORING MARGIN BREAKDOWN

Total	1	2	3	4	5	6	7	8	9	10	11-15	16-20	21+
Win	0	0	0	1	1	0	0	0	1	0	3	6	3
Loss	1	1	0	1	1	0	1	2	0	0	2	0	2

CHARTING THE NUMBERS

	Season	Career
Double-Digit Scoring Games		
Elijah Brown	26 (15-11)	26 (15-11)
Tim Williams	24 (15-9)	24 (15-9)
Cullen Neal	18 (10-8)	29 (21-8)
Obij Aget	8 (4-4)	16 (8-8)
Sam Logwood	3 (2-1)	9 (5-4)
Xavier Adams	3 (2-1)	4 (2-2)
Jordan Hunter	1 (0-1)	1 (0-1)
Dane Kuiper	1 (1-0)	1 (1-0)
Anthony Mathis	1 (1-0)	1 (1-0)
Devon Williams		7 (5-2)
20-Point Games		
Elijah Brown	16 (9-7)	16 (9-7)
Tim Williams	11 (7-4)	11 (7-4)
Cullen Neal	4 (3-1)	7 (6-1)
Scoring Leaders		
Elijah Brown	18 (10-8)	18 (10-8)
Tim Williams	6 (3-3)	6 (3-3)
Cullen Neal	3 (3-0)	7 (7-0)
Obij Aget		4 (1-3)
Sam Logwood		2 (2-0)
Devon Williams		2 (1-1)
10+ Rebound Games		
Tim Williams	6 (4-2)	6 (4-2)
Obij Aget	3 (2-1)	7 (3-4)
Elijah Brown	1 (0-1)	1 (0-1)
Devon Williams		1 (0-1)
Rebounding Leaders		
Tim Williams	16 (9-7)	16 (9-7)
Obij Aget	7 (6-1)	19 (9-9)
Elijah Brown	6 (4-2)	6 (4-2)
Sam Logwood	1 (1-0)	2 (2-0)
Devon Williams		2 (1-1)
J.J. N'Ganga		2 (1-1)
Tim Jacobs		2 (1-1)
Joe Furstinger		1 (0-1)
Double-Doubles		
Tim Williams	6 (4-2)	6 (4-2)
Obij Aget	3 (2-1)	7 (3-4)
Elijah Brown	1 (0-1)	1 (0-1)
Devon Williams		1 (0-1)
Assist Leaders		
Cullen Neal	18 (12-6)	21 (15-6)
Elijah Brown	10 (7-3)	10 (7-3)
Sam Logwood	4 (0-4)	6 (1-5)
Tim Jacobs	2 (1-1)	14 (6-8)
Dane Kuiper	2 (2-0)	2 (2-0)
Tim Williams	1 (1-0)	1 (1-0)
Joe Furstinger	1 (0-1)	1 (0-1)
Jordan Hunter	1 (1-0)	1 (1-0)
Xavier Adams	1 (1-0)	1 (1-0)
Devon Williams		1 (0-1)

* () Team's record in those games

* Game highs include games when tied with another player

THE LAST TIME IT HAPPENED

NEW MEXICO

As A Team:

Scored 100 Points:	109 - Charleston Southern (11-17-13)
Scored 90-99 Points:	91 - Oral Roberts (12-1-15)
Scored 80-89 Points:	80 - Boise State (2-17-16)
Scored Less Than 50 Points:	46 - San Diego State (2-17-15)
Scored Less Than 40 Points:	34 - at #25 San Diego State (1-26-13)
Won By 30 Points:	W, 88-52 - Alabama A&M (11-17-13)
Won By 20 Points:	W, 85-55 - Air Force (1-27-16)
Lost By 20-29 Points:	L, 59-82 - vs. Washington State (12-25-15)
Lost By 30 Points:	L, 96-66 - vs. BYU (12-23-15)
Shot 65% Or Better:	69.2% (27-39) - at Air Force (1-15-05)
Shot 60% Or Better:	63.0% (29-46) - Air Force (1-27-16)
Shot Less Than 35%:	33.8% (24-71) - at San Diego State (2-6-16)
Shot Less Than 30%:	29.8% (14-47) - at San Diego State (1-6-15)
Shot 60% 3FG Or Better:	70% (7-10) - at San Jose State (1-23-16)
Shot Less Than 30% 3FG:	29.7% (11-37) - at Air Force (2-20-16)
Made 10 Three-Pointers:	11 (of 37) - at Air Force (2-20-16))
Shot 85% On Free Throws:	85.7% (24-28)- at Boise State (1-30-16)
Shot Less Than 50% On FTs:	45.5% (5-11) - at Air Force (3-9-13)
Had 50 Rebounds:	58 - vs. UAB (11-21-13)
Had 20 Offensive Rebounds:	23 - at USC (11-21-15)
Had 20 Assists:	22 - Rice (12-19-15)
Had 20 Turnovers:	20 - Air Force (1-27-16)
Had Less Than 10 Turnovers:	9 - UNLV (2-21-15)
Had 10 Steals:	10 - Utah State (1-9-16)
Had 10 Blocks:	12 - vs. UMass (11-22-13)
Had Two or More 20-Point Scorers:	at Utah State (2-9-16) Elijah Brown (22) & Tim Williams (21)
Had 6 Double-Digit Scorers:	North Dakota (1-7-12)
Had 5 Double-Digit Scorers:	Wyoming (1-16-16)
Had No Double-Digit Scorers:	at San Diego State (1-6-15)
Had Two 10+ Rebounders:	at USC (11-21-15) Tim Williams (15) & Objij Aget (11)
Scored 50 Points In 1st Half:	52 - Oral Roberts (12-1-15)
Scored 50 Points In 2nd Half:	51 - at USC (11-21-15)
Scored 20 Or Fewer Points In 1st Half:	17 - Wyoming (3-7-15)
Scored 20 Or Fewer Points In 2nd Half:	15 - at #25 San Diego State (1-26-13)
Failed To Make a 3FG:	(0-10) - vs. Washington State (12-25-15)
Defeated a Ranked Team:	W, 66-53 vs. #24/#24 Colorado State (1-3-15)
Lost To a Ranked Team:	L, 70-58 at #11/#11 Purdue (12-5-15)
Won an OT Game:	W, 52-49 vs. Wyoming (3-7-15)
Lost an OT Game:	L, 78-71 at San Diego State (2-6-16)
Won a 2OT Game:	W, 97-94 vs. UAB (11-21-13)
Lost a 2OT Game:	L, 73-76 at Dayton (1-1-10)
Won a 3OT Game:	W, 104-99, Fresno State (3-8-96)
Lost a 3OT Game:	Never

As An Individual:

Had a Triple-Double:	Luc Longley (17 pts, 14 rebs, 10 assts) vs. Penn State (3-28-90)
Had a Double-Double (Pts/Reb):	Tim Williams (17 pts & 13 rebs) Air Force (2-20-16)
Had a Double-Double (Pts/Asst):	Kendall Williams (11 pts & 10 assts) at Nevada (3-2-14)
Scored 20+ Pts with 10+ Rebs:	Tim Williams (22 pts & 10 rebs) at San Jose State (1-23-16)
Scored 30 Points:	Elijah Brown (32) at Air Force (2-20-16)
Scored 30 Points (MW Only):	Elijah Brown (32) at Air Force (2-20-16)
Scored 20 Points:	Elijah Brown (26) Boise State (2-17-16)
Scored 20 Points (MW Only):	Elijah Brown (26) Boise State (2-17-16)
Had 20 Rebounds:	Drew Gordon (20) UNLV (2-18-12)
Had 15 Rebounds:	Tim Williams (15) at USC (11-21-15)
Had 10 Assists:	Kendall Williams (10) at Nevada (3-2-14)
Had 5 Steals:	Demetrius Walker (5) Montana (12-20-11)
Had 5 Blocks:	Objij Aget (5) vs. Rice (12-19-15)

VERSUS NEW MEXICO

As A Team:

Scored 100 Points:	103 - New Mexico State (12-5-06)
Scored 90 Points:	96 - vs. BYU (12-23-15)
Scored 80-89 Points:	80 - at Utah State (2-9-16)
Scored Less Than 50 Points:	49 - Wyoming (3-7-15)
Scored Less Than 40 Points:	38 - Wyoming (2-11-12)
Shot 50% Or Better:	50% (31-62) - Boise State (2-17-16)
Shot Less Than 35%:	30.4% (17-56) - San Jose State (2-13-16)
Shot Less Than 30%:	27.6% (16-58) - Air Force (1-27-16)
Shot 50% 3FG Or Better:	55% (11-20) - vs. Washington State (12-25-15)
Shot Less Than 20% 3FG:	14.8% (4-27) - at San Diego State (2-6-16)
Made 10 Three-Pointers:	12 (of 26) - UNLV (2-2-16)
Shot 75% On Free Throws:	75% (21-28) - at Utah State (2-9-16)
Shot Less Than 50% On FT's:	43.8% (7-16) - Boise State (2-17-16)
Had 50 Rebounds:	51 - at Purdue (12-5-15)
Had 20 Offensive Rebounds:	21 - at Fresno State (1-2-16)
Had 20 Assists:	27 - vs. Washington State (12-25-15)
Had 20 Turnovers:	21 - vs. BYU (12-23-15)
Had Less Than 10 Turnovers:	9 - at Boise State (1-30-16)
Had 10 Steals:	10 - Air Force (1-27-16)
Had 10 Blocks:	11 - at USC (11-21-15)
Had 30-Point and 20-Point Scorers:	vs. BYU (12-23-15) Chase Fischer (41) & Nick Emory (20)
Had Two or More 20-Point Scorers:	at Air Force (2-20-16) Jacob Van (22) & Hayden Graham (21)
Had 6 Double-Digit Scorers:	TCU (2-25-12)
Had 5 Double-Digit Scorers:	UNLV (2-2-16)
Had No Double-Digit Scorers:	ULM (12-13-14)
Had Two 10+ Rebounders:	USC (11-30-14) Darion Clark (11) & Nikola Jovanovic (16)
Scored 50+ Points In 1st Half:	50 - UTEP (12-3-06)
Scored 50+ Points In 2nd Half:	52 - at UNLV (1-12-16)
Scored 20 Or Less Points In 1st Half:	18 - Utah State (1-9-16)
Scored 20 Or Less In 2nd Half:	19 - New Mexico State (12-3-14)
Scored 15 Or Less Points In 1st Half:	14 - Wyoming (3-7-15)
Failed To Make a 3FG:	(0-7) - New Mexico State (12-16-15)

As An Individual:

Had a Double-Double (Pts/Reb):	James Webb III (18 pts & 13 rebs) Boise State (2-17-16)
Had a Double-Double (Pts/Asst):	Ike Iroegbu (17 pts & 11 assts) vs. Washington State (12-25-15)
Had 20+ Points & 10+ Rebounds:	Shevon Thompson (21 pts & 19 rebs) George Mason (11-21-14)
Scored 30+ Points in Back-to-Back Games Vs. UNM:	Derrick Marks Boise State 31 points (1-18-15) & 30 points (2-24-15)
Scored 30 Points:	Anthony Drmic (30) - Boise State (2-17-16)
Scored 30 Points (MW Only):	Anthony Drmic (30) - Boise State (2-17-16)
Scored 20 Points:	Jacob Van (22) - at Air Force (2-20-16)
Scored 20 Points (MW Only):	Jacob Van (22) - at Air Force (2-20-16)
Had 20 Rebounds:	Ryan Watkins (22) - Boise State (1-21-14)
Had 15 Rebounds:	Stephen Zimmerman, Jr. (15) - at UNLV (1-12-16)
Had 10 Assists:	Mikey Thompson (10) - at Boise State (1-30-16)
Had 5 Steals:	Mikey Thompson (10) - at Boise State (1-30-16)
Had 5 Blocks:	Stephen Zimmerman, Jr., (21) - UNLV (2-2-16)

WISEPIES ARENA AKA THE PIT



WHAT THEY ARE SAYING

"What a terrific atmosphere for college basketball. Great building... Great history... 18,000 screaming fans. It's big time college hoops, baby!"

- Dick Vitale, ESPN

"I consider the game we played in Albuquerque in 1978 one of the most exciting of my career. The Pit is the toughest place to play because of their tremendous atmosphere."

-Jim Boeheim, Syracuse head coach

"When you go into a place like The Pit, there will be challenge different from a regular road game. The crowd can dictate the tempo and momentum. The Pit crowd forces you to be patient."

-Lute Olsen, former Arizona head coach

"A mile high but 37 feet underground, the Pit in Albuquerque has been the site of many mind-blowing college basketball games, including North Carolina State's upset of Houston in '83 and just about any New Mexico home game. The noise created by fans, which has been measured at 125 decibels -- the pain threshold for the human ear is 130 -- is a palpable force."

-Sports Illustrated

- Voted one of "The Top Five Loudest, Most Intimidating Places to Play" by NCAA.com
- Ranked in the top 20 sporting venues of the 20th century by Sports Illustrated
- USA Today ranked The Pit in its "Ten Great Places to Get Pumped for NCAA Action"
- According to Fox Sports, it's one of the top ten "old school" college basketball arenas in the country

ONE OF THE GREATEST GAMES EVER PLAYED

WisePies Arena aka The Pit was the site of one of the greatest college basketball games ever played. It hosted the 1983 national championship game that saw the NC State Wolfpack upset Hakeem Olajuwon, Clyde Drexler and the Houston Cougars. Coach Jimmy Valvano and the Wolfpack downed the Cougars on a last second put back by Lorenzo Charles. The iconic shot of the late Valvano running onto the court looking for a hug is one of the lasting images in college basketball history.

ABOUT WISEPIES ARENA AKA THE PIT

- Built in 1966 (\$1.4 million)
- Capacity of 15,411 (previously 18,018)
- \$60 million renovation was completed in 2010
- New floor installed before the 2013-14 season
- Seating includes 40 suites and a club area
- Officially named WisePies Arena on Dec. 1, 2014 after \$5 million gift for naming rights by local New Mexico business. It is still referred to as The Pit, its officially-recognized nickname.
- Less than 30 of 345 NCAA Division I basketball programs play in a college-only arena named after a business or organization founded or headquartered in its home state.
- The Lobos have averaged an astounding 15,410 fans the past 49 years, an amazing 95% of capacity
- Has ranked in the top 25 in attendance nationally every season since the 1966-67 season with 35 seasons in the top ten in the NCAA in attendance
- Led the Mountain West in attendance in 10 of the conference's 15 years of existence
- New Mexico's all-time winning percentage in WisePies Arena aka The Pit is over 81 percent.
- The floor is named Bob King Court in honor of the former head coach who led the Lobos from 1963 to 1972.

2015-16 BOX SCORES

GM #1: NEW MEXICO 86, TEXAS SOUTHERN 57
FRI., NOV. 13, 2015 * ALBUQUERQUE, N.M.

#	Player	Total			3-Ptr			Rebounds			PF	TP	A	TO	Blk	Stl	Min
		FG-FGA	FG-FGA	FT-FTA	Off	Def	Tot	Off	Def	Tot							
02	Thomas, Chris	f	2-8	0-2	3-7	2	2	4	2	7	2	4	0	1	29		
04	Rodriguez, Jose	f	3-5	0-1	1-2	0	1	1	3	7	3	4	0	1	24		
11	Riley, Malcolm	f	6-10	3-5	5-7	0	2	2	5	20	0	3	0	3	30		
24	Coleman, Orlando	f	2-8	1-4	0-0	2	5	7	3	5	0	1	0	2	34		
03	Blanks, David	g	2-9	1-5	2-3	1	2	3	2	7	3	3	0	2	20		
05	Bynum, Tyree	g	1-3	1-2	2-2	1	2	3	1	5	0	1	0	0	15		
20	Martin, Jerron	g	0-0	0-0	0-0	0	0	0	0	0	0	0	0	0	6		
25	Friar, Joshua	g	0-0	0-0	0-0	0	0	0	1	0	0	0	0	0	2		
33	Carey, Brian	g	1-6	0-2	2-2	1	1	2	2	4	2	2	0	0	26		
40	Davis II, Jermaine	g	0-0	0-0	2-3	1	0	1	4	2	0	1	0	0	14		
	Team					1	0	1									
	Totals		17-49	6-21	17-26	9	15	24	23	57	10	19	0	9	200		

FG % 1st Half: 9-26 34.6% 2nd half: 8-23 34.8% Game: 17-49 34.7%
 3FG % 1st Half: 4-13 30.8% 2nd half: 2-8 25.0% Game: 6-21 28.6%
 FT % 1st Half: 5-9 55.6% 2nd half: 12-17 70.6% Game: 17-26 65.4%

New Mexico 86 • 1-0

#	Player	Total			3-Ptr			Rebounds			PF	TP	A	TO	Blk	Stl	Min
		FG-FGA	FG-FGA	FT-FTA	Off	Def	Tot	Off	Def	Tot							
20	LOGWOOD, Sam	f	2-4	0-1	1-3	0	3	3	2	5	2	0	0	1	18		
32	WILLIAMS, Tim	f	7-8	0-0	3-4	1	4	5	2	17	0	0	2	0	29		
11	AGET, Objij	c	2-2	0-0	2-2	3	3	6	1	6	0	2	1	0	15		
01	NEAL, Cullen	g	8-15	2-6	4-4	0	2	2	1	22	4	3	0	2	31		
04	BROWN, Elijah	g	6-9	2-5	2-3	1	2	3	2	16	6	1	1	1	24		
03	HUNTER, Jordan	g	0-1	0-0	0-0	0	0	0	0	0	1	0	0	0	5		
12	WILLIAMS, Devon	g	0-0	0-0	2-4	0	3	3	3	2	0	0	0	1	14		
14	KUIPER, Dane	g	0-2	0-1	1-2	0	0	0	0	1	1	1	0	1	8		
21	ADAMS, Xavier	g	3-4	1-1	0-0	2	2	4	4	7	3	0	0	0	14		
23	FURSTINGER, Joe	g	2-2	0-0	1-2	0	2	2	4	5	1	2	1	1	16		
25	JACOBS, Tim	g	1-1	0-0	0-0	0	1	1	1	2	0	1	0	1	10		
31	MATHIS, Anthony	g	0-4	0-3	0-0	0	0	0	3	0	2	2	0	1	13		
33	SCEKIC, Nikola	g	1-2	0-0	1-1	1	2	3	2	3	0	1	0	0	3		
	Team					0	3	3									
	Totals		32-54	5-17	17-25	8	27	35	25	86	20	13	5	9	200		

FG % 1st Half: 21-29 72.4% 2nd half: 11-25 44.0% Game: 32-54 59.3%
 3FG % 1st Half: 3-8 37.5% 2nd half: 2-9 22.2% Game: 5-17 29.4%
 FT % 1st Half: 9-11 81.8% 2nd half: 8-14 57.1% Game: 17-25 68.0%

Officials: Dan Chrisman, Doran Gotschall, Brad Ferrie
 Technical fouls: Texas Southern-None. New Mexico-None.
 Attendance: 12269

Score by periods	1st	2nd	Total
Texas Southern	27	30	57
New Mexico	54	32	86

	In	Off	2nd	Fast	Bench
Points	Paint	T/O	Chance	Break	
TSUM	22	15	1	6	11
NM	50	27	12	18	20

GM #2: NEW MEXICO 83, NEW MEXICO STATE 74
SUN., NOV. 15, 2015 * LAS CRUCES, N.M.

#	Player	Total			3-Ptr			Rebounds			PF	TP	A	TO	Blk	Stl	Min
		FG-FGA	FG-FGA	FT-FTA	Off	Def	Tot	Off	Def	Tot							
20	LOGWOOD, Sam	f	3-7	2-2	1-1	4	1	5	2	9	0	1	1	0	22		
32	WILLIAMS, Tim	f	4-8	0-0	0-0	2	2	4	4	8	0	1	1	0	16		
11	AGET, Objij	c	3-5	0-0	0-0	4	2	6	5	6	0	1	0	0	32		
01	NEAL, Cullen	g	6-16	2-5	4-4	0	5	5	3	18	2	3	0	0	36		
04	BROWN, Elijah	g	8-17	2-7	13-14	2	4	6	2	31	2	2	0	0	35		
03	HUNTER, Jordan	g	1-1	1-1	0-0	0	1	1	0	3	1	0	0	0	4		
12	WILLIAMS, Devon	g	0-1	0-0	2-2	0	0	0	0	2	0	1	0	0	14		
14	KUIPER, Dane	g	0-0	0-0	0-0	0	0	0	0	0	0	1	0	0	4		
21	ADAMS, Xavier	g	1-2	0-1	0-0	1	1	2	1	2	0	0	0	0	3		
23	FURSTINGER, Joe	g	1-1	0-0	0-0	0	2	2	4	2	0	1	0	0	9		
25	JACOBS, Tim	g	0-1	0-0	2-2	0	1	1	0	2	0	0	0	0	3		
31	MATHIS, Anthony	g	0-1	0-1	0-0	0	0	0	0	1	0	0	0	1	3		
33	SCEKIC, Nikola	g	0-0	0-0	0-0	1	1	4	0	0	1	0	0	0	8		
	Team					1	3	4									
	Totals		27-60	7-17	22-23	14	23	37	27	83	5	12	2	1	200		

FG % 1st Half: 11-28 39.3% 2nd half: 16-32 50.0% Game: 27-60 45.0%
 3FG % 1st Half: 3-8 37.5% 2nd half: 4-9 44.4% Game: 7-17 41.2%
 FT % 1st Half: 14-15 93.3% 2nd half: 8-8 100.0% Game: 22-23 95.7%

New Mexico State 74 • 1-1

#	Player	Total			3-Ptr			Rebounds			PF	TP	A	TO	Blk	Stl	Min
		FG-FGA	FG-FGA	FT-FTA	Off	Def	Tot	Off	Def	Tot							
43	Siakam, Pascal	f	8-16	0-1	7-12	3	5	8	3	23	1	2	4	1	39		
21	Bhullar, Tanveer	c	2-4	0-1	5-6	6	3	9	4	19	0	2	0	0	32		
02	Huggins, Braxton	g	5-13	1-7	3-4	1	3	4	1	9	1	0	0	0	22		
04	Baker, Ian	g	6-15	3-10	4-4	0	1	1	2	19	2	0	0	0	38		
05	Taylor, Matt	g	2-5	1-1	0-0	3	2	5	4	5	1	2	0	0	29		
10	Browne, Rashawn	g	0-2	0-1	0-0	0	1	1	1	0	0	0	0	1	4		
15	Esparza, Rene	g	0-1	0-1	0-0	0	0	0	2	0	0	2	0	0	8		
20	Ndir, Sidy	g	0-2	0-2	0-0	0	0	0	2	0	1	0	0	0	3		
22	Chuha, Eli	g	0-1	0-0	0-0	0	1	1	1	0	0	1	0	0	9		
35	Pennie, Jalyn	g	2-3	0-0	0-0	2	2	4	0	4	1	0	0	0	16		
	Team					0	1	1									
	Totals		25-62	5-24	19-26	15	19	34	20	74	7	9	4	3	200		

FG % 1st Half: 12-26 46.2% 2nd half: 13-36 36.1% Game: 25-62 40.3%
 3FG % 1st Half: 3-10 30.0% 2nd half: 2-14 14.3% Game: 5-24 20.8%
 FT % 1st Half: 11-14 78.6% 2nd half: 8-12 66.7% Game: 19-26 73.1%

Officials: Randy McCall, David Hall, Eric Curry
 Technical fouls: New Mexico-None. New Mexico State-None.
 Attendance: 6796

At 11:16 in the second half UNM injured player caused an 14 min delay

Score by periods	1st	2nd	Total
New Mexico	39	44	83
New Mexico State	38	36	74

	In	Off	2nd	Fast	Bench
Points	Paint	T/O	Chance	Break	
NM	16	15	20	0	11
NMSU	26	10	21	0	4

GM #3: NEW MEXICO 75, LOYOLA-CHICAGO 51
WED., NOV. 18, 2015 * ALBUQUERQUE, N.M.

#	Player	Total			3-Ptr			Rebounds			PF	TP	A	TO	Blk	Stl	Min
		FG-FGA	FG-FGA	FT-FTA	Off	Def	Tot	Off	Def	Tot							
00	Ingram, Donte	f	1-9	0-2	0-0	2	4	6	0	2	1	0	0	0	22		
24	James, Montel	f	2-8	0-1	4-6	3	3	6	1	8	0	2	0	1	27		
02	Peterson, Earl	g	4-8	1-2	0-1	0	0	0	3	9	1	0	0	0	25		
04	Turk, Devon	g	5-13	1-5	0-0	0	1	1	1	11	0	1	0	1	28		
35	Doyle, Milton	g	1-9	0-1	1-4	2	2	4	3	3	6	5	1	1	31		
05	Adgei, Pernell	g	1-1	0-0	1-1	0	0	0	2	3	0	0	0	0	4		
12	Rajala, Julius	g	1-1	0-0	0-0	1	1	2	1	2	0	0	0	0	12		
13	Lisha, Glorind	g	1-1	1-1	0-0	0	0	0	0	3	0	0	0	0	1		
14	Richardson, Ben	g	1-4	1-3	2-2	0	2	2	2	5	2	1	0	2	21		
23	White, Jeff	g	2-3	1-2	0-0	0	0	0	2	5	1	0	0	1	18		
31	Kirby, Maurice	g	0-3	0-0	0-0	0	0	0	2	0	0	1	0	0	9		
33	Kennedy, Cal	g	0-0	0-0	0-0	0	0	0	0	0	0	0	0	0	2		
	Team					4	0	4									
	Totals		19-60	5-17	8-												

2015-16 BOX SCORES



GM #5: NEW MEXICO 75, NICHOLLS STATE 63
WED., NOV. 25, 2015 * ALBUQUERQUE, N.M.



Nicholls State 63 • 1-3

#	Player	Total	3-Ptr			Rebounds			PF	TP	A	TO	Blk	Stl	Min
			FG-FGA	FG-FGA	FT-FTA	Off	Def	Tot							
14	Frye, Ja'Dante	f	7-18	1-5	7-8	3	4	7	0	22	1	2	0	3	35
44	Kamber, Luka	f	2-10	2-10	0-0	1	3	4	1	6	1	1	0	0	21
24	Thomas, Liam	c	1-5	0-3	0-0	0	4	4	2	2	0	1	0	23	
05	O'Neal, Tre	g	0-2	0-0	1-2	1	0	1	1	1	4	2	0	1	25
22	Carpenter, T.J.	g	4-8	2-6	0-0	0	3	3	3	10	1	1	0	0	14
01	Nelson, Marquis	g	0-1	0-1	0-0	0	0	0	0	0	0	0	0	0	2
02	Caudill, Kyle	g	2-5	0-0	0-2	1	2	3	4	4	0	1	0	0	9
10	Young, Zach	g	0-0	0-0	0-0	0	1	1	0	0	1	0	0	0	2
11	Ward, Adam	g	1-4	0-0	0-2	2	3	5	1	2	1	1	2	0	15
13	Bell, Johnathan	g	3-8	3-5	4-5	2	3	5	3	13	1	2	0	2	22
21	Rillieux, Shane	g	0-1	0-0	0-0	0	1	1	2	0	1	1	0	0	15
23	Thomas, Quinton	g	1-2	1-2	0-0	0	1	1	1	3	0	1	0	0	7
	Team					1	3	4	1						
	Totals		21-64	9-32	12-19	11	28	39	21	63	13	12	3	6	200

FG % 1st Half: 13-32 40.6% 2nd half: 8-32 25.0% Game: 21-64 32.8%
 3FG % 1st Half: 6-15 40.0% 2nd half: 3-17 17.6% Game: 9-32 28.1%
 FT % 1st Half: 3-4 75.0% 2nd half: 9-15 60.0% Game: 12-19 63.2%

New Mexico 75 • 4-1

#	Player	Total	3-Ptr			Rebounds			PF	TP	A	TO	Blk	Stl	Min
			FG-FGA	FG-FGA	FT-FTA	Off	Def	Tot							
20	LOGWOOD, Sam	f	2-4	1-2	1-2	1	3	4	2	6	2	4	1	2	19
32	WILLIAMS, Tim	f	3-8	0-0	4-4	3	9	12	1	10	2	1	0	1	29
11	AGET, Obj	c	3-3	0-0	3-4	2	6	8	1	9	0	0	0	0	16
01	NEAL, Cullen	g	5-18	2-9	0-2	0	3	3	3	12	5	1	0	1	29
04	BROWN, Elijah	g	5-12	2-9	6-6	2	7	9	2	18	5	2	0	2	30
03	HUNTER, Jordan	g	1-1	0-0	0-0	0	1	1	0	2	0	1	0	0	2
14	KUIPER, Dane	g	0-1	0-1	0-0	0	0	0	1	0	1	0	0	0	6
21	ADAMS, Xavier	g	0-2	0-0	0-0	0	0	0	0	0	0	0	0	0	13
23	FURSTINGER, Joe	g	2-3	0-0	0-0	0	0	0	3	4	0	0	3	2	8
25	JACOBS, Tim	g	0-0	0-0	1-2	0	2	2	1	1	3	0	0	0	13
33	MATHIS, Anthony	g	2-7	1-6	2-3	0	1	1	2	7	1	1	0	0	14
33	SCEKIC, Nikola	g	1-1	0-0	0-0	0	0	0	1	2	1	0	0	0	9
	Team					1	2	3	1						
	Totals		26-63	6-29	17-23	10	35	45	21	75	20	11	4	9	200

FG % 1st Half: 11-28 39.3% 2nd half: 15-35 42.9% Game: 26-63 41.3%
 3FG % 1st Half: 3-16 18.8% 2nd half: 3-13 23.1% Game: 6-29 20.7%
 FT % 1st Half: 14-16 87.5% 2nd half: 3-7 42.9% Game: 17-23 73.9%

Officials: David Hall, Ronnie Hernandez, Winston Stith
 Technical fouls: Nicholls State-Carpenter, T.J. 2. New Mexico-ADAMS, Xavier;
 BROWN, Elijah.
 Attendance: 12383

Score by periods	1st	2nd	Total
Nicholls State	35	28	63
New Mexico	39	36	75

	In	Off	2nd	Fast	Bench
NICH	20	12	9	7	22
NM	34	14	7	22	20



GM #6: NEW MEXICO 91, ORAL ROBERTS 75
TUE., DEC. 1, 2015 * ALBUQUERQUE, N.M.



Oral Roberts 75 • 6-2

#	Player	Total	3-Ptr			Rebounds			PF	TP	A	TO	Blk	Stl	Min
			FG-FGA	FG-FGA	FT-FTA	Off	Def	Tot							
05	Brandon Conley	f	8-12	0-0	0-0	6	6	12	1	16	1	4	2	0	28
44	Albert Owens	c	1-5	0-0	0-0	0	2	2	3	2	0	1	1	0	22
02	Aaron Anderson	g	2-5	0-1	3-4	0	9	9	5	7	5	6	0	2	26
10	Jalen Bradley	g	4-11	1-5	2-2	1	1	2	2	11	4	0	0	2	27
15	Obi Emegano	g	8-21	2-5	7-7	2	2	4	4	25	0	3	1	2	40-
00	Aaron Young	g	1-4	0-2	0-0	1	0	1	2	2	0	0	0	0	13
01	DaQuan Jeffries	g	2-5	1-2	0-0	2	0	2	4	5	1	1	2	0	25
03	Kris Martin	g	1-3	1-1	4-6	0	4	4	2	7	1	1	0	1	14
20	Tre Vance	g	0-0	0-0	0-0	1	0	1	1	0	0	0	0	0	1
33	Darian Harris	g	0-1	0-1	0-0	0	0	0	0	0	0	0	0	0	4
	Team					0	1	1							
	Totals		27-67	5-17	16-19	13	25	38	24	75	12	16	6	7	200

FG % 1st Half: 10-32 31.3% 2nd half: 17-35 48.6% Game: 27-67 40.3%
 3FG % 1st Half: 2-11 18.2% 2nd half: 3-6 50.0% Game: 5-17 29.4%
 FT % 1st Half: 5-6 83.3% 2nd half: 11-13 84.6% Game: 16-19 84.2%

New Mexico 91 • 5-1

#	Player	Total	3-Ptr			Rebounds			PF	TP	A	TO	Blk	Stl	Min
			FG-FGA	FG-FGA	FT-FTA	Off	Def	Tot							
20	LOGWOOD, Sam	f	2-5	1-2	1-2	1	1	2	3	6	1	0	1	1	23
32	WILLIAMS, Tim	f	10-15	0-0	3-6	2	10	12	0	23	0	3	2	1	34
11	AGET, Obj	c	2-3	0-0	2-2	1	2	3	4	6	0	4	0	0	21
01	NEAL, Cullen	g	10-20	4-7	5-6	0	2	2	2	29	7	4	0	1	35
04	BROWN, Elijah	g	5-12	4-9	1-2	2	5	7	2	15	5	1	0	2	34
03	HUNTER, Jordan	g	1-2	0-1	0-0	0	0	0	0	2	1	0	0	0	3
14	KUIPER, Dane	g	0-0	0-0	0-0	0	1	1	2	0	1	0	0	0	3
21	ADAMS, Xavier	g	0-2	0-0	0-0	0	0	0	3	0	2	0	0	0	13
23	FURSTINGER, Joe	g	0-3	0-0	1-2	3	2	5	2	1	0	0	0	0	8
25	JACOBS, Tim	g	2-2	0-0	2-2	0	2	2	1	6	4	1	0	1	14
33	MATHIS, Anthony	g	1-1	1-1	0-0	0	0	0	1	3	1	0	0	0	7
33	SCEKIC, Nikola	g	0-2	0-0	0-0	0	0	0	0	0	0	0	0	0	4
	Team					1	2	3							
	Totals		33-67	10-20	15-22	10	27	37	20	91	22	13	3	6	200

FG % 1st Half: 20-34 58.8% 2nd half: 13-33 39.4% Game: 33-67 49.3%
 3FG % 1st Half: 8-11 72.7% 2nd half: 2-9 22.2% Game: 10-20 50.0%
 FT % 1st Half: 4-5 80.0% 2nd half: 11-17 64.7% Game: 15-22 68.2%

Officials: Michael Irving, Steve Olson, Randy Heimerman
 Technical fouls: Oral Roberts-None. New Mexico-None.
 Attendance: 11585

Score by periods	1st	2nd	Total
Oral Roberts	27	48	75
New Mexico	52	39	91

	In	Off	2nd	Fast	Bench
ORU	34	16	14	17	14
NM	36	16	7	31	12



GM #7: PURDUE 70, NEW MEXICO 58
SAT., DEC. 5, 2015 * WEST LAFAYETTE, IND.



New Mexico 58 • 5-2

#	Player	Total	3-Ptr			Rebounds			PF	TP	A	TO	Blk	Stl	Min
			FG-FGA	FG-FGA	FT-FTA	Off	Def	Tot							
20	LOGWOOD, Sam	f	0-2	0-1	0-0	1	3	4	5	0	1	2	0	2	27
32	WILLIAMS, Tim	f	3-12	0-0	2-2	1	6	7	2	8	1	1	2	1	37
11	AGET, Obj	c	3-3	0-0	1-2	0	2	2	5	7	0	1	1	0	10
01	NEAL, Cullen	g	6-16	2-6	2-3	0	3	3	4	16	5	3	0	1	32
04	BROWN, Elijah	g	6-12	3-5	6-7	0	4	4	2	21	3	5	0	1	34
03	HUNTER, Jordan	g	0-1	0-0	0-1	0	0	0	0	3	1	0	1	9	
21	ADAMS, Xavier	g	0-2	0-1	0-0	1	2	3	1	0	1	1	0	1	6
23	FURSTINGER, Joe	g	1-4	0-0	0-2	0	0	0	3	2	0	0	1	1	18
25	JACOBS, Tim	g	0-0	0-0	0-0	0	2	2	1	0	1	1	0	0	7
33	MATHIS, Anthony	g	0-0	0-0	0-0	0	2	2	0	0	0	1	0	1	6
33	SCEKIC, Nikola	g	2-2	0-0	0-0	0	1	1	4	4	0	3	0	0	14
	Team					0	0	0							
	Totals		21-54	5-13	11-17	3	25	28	27	58	15	19	4	9	200

FG % 1st Half: 10-29 34.5% 2nd half: 11-25 44.0% Game: 21-54 38.9%
 3FG % 1st Half: 2-6 33.3% 2nd half: 3-7 42.9% Game: 5-13 38.5%
 FT % 1st Half: 3-6 50.0% 2nd half: 8-11 72.7% Game: 11-17 64.7%

Purdue 70 • 8-0

#	Player	Total	3-Ptr			Rebounds			PF	TP	A	TO	Blk	Stl	Min
			FG-FGA	FG-FGA	FT-FTA	Off	Def	Tot							
12	Edwards, Vince	f	2-11	0-5	1-2	2	6	8	3	5	2	6	0	0	31
50	Swanigan, Caleb	f	1-6	0-1	0-0	1	6	7	4	2	4	4	0	2	23
44	Haas, Isaac	c	6-12	0-0	9-13	3	3	6	1	21	0	1	1	0	21
03	Thompson, P.J.	g	0-3	0-2	2-2	1	1	2	2	1	2	0	2	24	
31	Mathias, Dakota	g	0-5	0-3	2-2	0	2	2	1	2	0	0	0	0	30
01	Hill, Johnny	g	4-5	0-0	5-6	1	3	4	3	13	4	2	0	3	21
14	Cline, Ryan	g	1-4	1-4	0-0	1	2	3	3	3	1	1	0	0	17
20	Hammons, A.J.	g	7-10	0-0	2-3	3	8	11	2	16	0	3	3	0	19
21	Stephens, Kendall	g	2-6</												

GM #9: NEW MEXICO 79, NEW MEXICO STATE 61
WED., DEC. 16, 2015 * ALBUQUERQUE, N.M.

##	Player	Total			3-Ptr			Rebounds			PF	TP	A	TO	Blk	Stl	Min
		FG-FGA	FG-FGA	FT-FTA	FG-FGA	FG-FGA	FT-FTA	Off	Def	Tot							
11	Wilkins, Johnathon	4-9	0-0	0-0	0	0	0	2	8	3	1	0	0	29			
43	Siakam, Pascal	9-13	0-0	3-6	0	4	4	4	21	0	0	1	1	29			
04	Baker, Ian	2-4	0-1	0-0	0	1	1	0	4	2	1	0	0	10			
05	Taylor, Matt	2-3	0-0	2-4	0	2	2	4	6	1	1	0	0	21			
35	Pennie, Jalyn	1-6	0-0	0-0	3	1	4	3	2	4	1	0	0	32			
02	Huggins, Braxton	0-2	0-1	2-2	0	0	0	0	2	0	0	0	0	3			
10	Browne, Rashawn	1-3	0-1	1-6	0	2	2	2	3	5	2	0	1	26			
15	Esparza, Rene	1-4	0-3	1-4	0	1	1	0	3	1	1	0	1	9			
20	Ndir, Sidy	0-2	0-1	2-2	0	2	2	0	2	0	0	0	0	19			
21	Bhullar, Tanveer	4-7	0-0	1-3	2	7	9	0	9	1	2	1	0	14			
22	Chuha, Eli	0-0	0-0	1-2	0	1	1	0	1	0	1	0	1	8			
Team						1		2									
Totals		24-53	0-7	13-29	6	22	28	15	61	17	10	5	4	200			

FG % 1st Half: 13-24 54.2% 2nd half: 11-29 37.9% Game: 24-53 45.3% Deadball Rebounds 7.2
 3FG % 1st Half: 0-4 0.0% 2nd half: 0-3 0.0% Game: 0-7 0.0%
 FT % 1st Half: 6-10 60.0% 2nd half: 7-19 36.8% Game: 13-29 44.8%

New Mexico 79 • 7-2

##	Player	Total			3-Ptr			Rebounds			PF	TP	A	TO	Blk	Stl	Min
		FG-FGA	FG-FGA	FT-FTA	FG-FGA	FG-FGA	FT-FTA	Off	Def	Tot							
20	LOGWOOD, Sam	2-5	1-3	5-8	1	3	4	2	10	2	0	0	0	22			
32	WILLIAMS, Tim	9-15	0-0	0-0	3	4	7	3	18	1	3	1	2	33			
11	AGET, Objij	3-3	0-0	1-1	0	1	1	3	7	0	0	2	1	22			
01	NEAL, Cullen	4-11	3-7	2-2	0	4	4	2	13	9	3	0	1	34			
04	BROWN, Elijah	7-14	3-6	3-5	1	7	8	1	20	6	2	0	1	34			
03	HUNTER, Jordan	0-2	0-0	0-0	0	1	1	1	0	0	0	0	1	3			
14	KUIPER, Dane	1-2	0-0	0-0	3	3	2	2	1	0	0	0	0	7			
21	ADAMS, Xavier	2-4	0-1	1-1	1	2	2	5	0	1	0	0	0	11			
23	FURSTINGER, Joe	0-1	0-0	0-0	0	0	0	4	0	0	0	0	0	12			
25	JACOBS, Tim	0-0	0-0	0-0	0	1	1	2	0	1	0	0	0	5			
31	MATHIS, Anthony	1-4	0-3	0-0	0	0	0	1	2	0	0	0	0	5			
33	SCEKIC, Nikola	1-2	0-0	0-0	1	0	1	3	2	0	2	0	0	12			
Team						4		8									
Totals		30-63	7-20	12-17	11	29	40	26	79	20	11	3	6	200			

FG % 1st Half: 12-31 38.7% 2nd half: 18-32 56.3% Game: 30-63 47.6% Deadball Rebounds 3.3
 3FG % 1st Half: 4-13 30.8% 2nd half: 3-7 42.9% Game: 7-20 35.0%
 FT % 1st Half: 10-14 71.4% 2nd half: 2-3 66.7% Game: 12-17 70.6%

Officials: David Hall, Verne Harris, Kelly Self
 Technical fouls: New Mexico State-None. New Mexico-None.
 Attendance: 15362

Score by periods	1st	2nd	Total
New Mexico State	32	29	61
New Mexico	38	41	79

Points	In	Off	2nd	Fast	Bench
NMSU	Paint	T/O	Chance	Break	
36	6	8	8	4	20
34	8	13	8	8	11

GM #11: AUBURN 83, NEW MEXICO 78
TUE., DEC. 22, 2015 * HONOLULU, HAWAII

Auburn 83 • 6-3, 1-0 HADHC

##	Player	Total			3-Ptr			Rebounds			PF	TP	A	TO	Blk	Stl	Min
		FG-FGA	FG-FGA	FT-FTA	FG-FGA	FG-FGA	FT-FTA	Off	Def	Tot							
00	Spencer, Horace	2-3	0-0	2-3	0	5	4	6	0	4	3	2	23				
01	Canty, Kareem	9-21	5-14	4-4	1	0	1	2	27	7	2	0	33				
04	Dunans, T.J.	6-7	1-2	7-10	0	3	3	3	20	2	2	1	2	33			
12	Harris, Tyler	2-5	0-0	0-0	1	2	3	4	4	0	2	0	1	11			
23	Lang, TJ	2-6	2-5	0-0	0	1	1	2	6	1	1	0	24				
02	Brown, Bryce	1-6	1-5	0-0	1	0	1	1	3	2	2	0	1	16			
05	Bowers, Cinmeon	4-8	0-2	4-7	2	10	12	3	12	0	3	1	0	30			
25	Granger, Jordan	2-2	1-1	0-0	0	2	2	1	5	0	0	0	1	13			
31	Waddell, Devin	0-0	0-0	0-0	1	3	4	3	0	1	1	0	15				
44	Williams, New	0-1	0-1	0-0	1	0	1	0	0	0	0	0	2				
Team						0		0									
Totals		28-59	10-30	17-24	7	26	33	23	83	13	17	5	11	200			

FG % 1st Half: 14-33 42.4% 2nd half: 14-26 53.8% Game: 28-59 47.5% Deadball Rebounds 3
 3FG % 1st Half: 6-18 33.3% 2nd half: 4-12 33.3% Game: 10-30 33.3%
 FT % 1st Half: 7-9 77.8% 2nd half: 10-15 66.7% Game: 17-24 70.8%

New Mexico 78 • 7-4, 0-1 HADHC

##	Player	Total			3-Ptr			Rebounds			PF	TP	A	TO	Blk	Stl	Min
		FG-FGA	FG-FGA	FT-FTA	FG-FGA	FG-FGA	FT-FTA	Off	Def	Tot							
01	NEAL, Cullen	6-17	4-10	5-6	0	3	3	4	21	3	4	0	2	38			
04	BROWN, Elijah	10-17	6-9	7-9	0	7	7	4	33	0	5	0	1	35			
11	AGET, Objij	2-2	0-0	3-4	2	7	9	2	7	0	2	2	0	34			
20	LOGWOOD, Sam	2-6	0-2	1-1	1	3	4	4	5	3	6	0	1	34			
32	WILLIAMS, Tim	4-9	0-0	2-5	0	4	4	3	10	2	0	0	0	34			
21	ADAMS, Xavier	0-0	0-0	0-0	0	0	0	2	0	1	0	0	0	6			
23	FURSTINGER, Joe	0-2	0-1	0-0	1	1	1	1	0	1	0	1	0	13			
25	JACOBS, Tim	0-0	0-0	0-0	0	0	0	0	0	1	0	0	0	3			
31	MATHIS, Anthony	1-1	0-0	0-0	0	1	1	1	2	0	0	0	0	3			
Team						1		2									
Totals		25-54	10-22	18-27	5	27	32	21	78	8	22	2	5	200			

FG % 1st Half: 9-30 30.0% 2nd half: 16-24 66.7% Game: 25-54 46.3% Deadball Rebounds 7.1
 3FG % 1st Half: 6-14 42.9% 2nd half: 4-8 50.0% Game: 10-22 45.5%
 FT % 1st Half: 12-18 66.7% 2nd half: 6-9 66.7% Game: 18-27 66.7%

Officials: Don Daly, Rick Batshel, Tommy Short
 Technical fouls: Auburn-Bowers, Cinmeon. New Mexico-None.
 Attendance:

Score by periods	1st	2nd	Total
Auburn	41	42	83
New Mexico	36	42	78

Points	In	Off	2nd	Fast	Bench
AU	Paint	T/O	Chance	Break	
54	25	6	6	6	20
44	7	2	0	0	2

Last FG - AU 2nd-00:16, NM 2nd-00:12.
 Largest lead - AU by 8 1st-05:56, NM by 6 1st-14:19.
 AU led for 18:05, NM led for 20:08. Game was tied for 01:47.
 Score tied - 7 times.
 Lead changed - 13 times.

GM #10: RICE 90, NEW MEXICO 89
SAT., DEC. 19, 2015 * ALBUQUERQUE, N.M.

Rice 90 • 5-6

##	Player	Total			3-Ptr			Rebounds			PF	TP	A	TO	Blk	Stl	Min
		FG-FGA	FG-FGA	FT-FTA	FG-FGA	FG-FGA	FT-FTA	Off	Def	Tot							
04	KOLLECHOV, Egor	10-16	6-10	6-7	1	4	5	1	32	3	2	1	2	39			
54	DRONE, Andrew	2-4	0-0	2-3	2	0	2	4	6	2	0	0	0	22			
01	GUERCY, Max	1-7	0-1	4-4	1	1	2	4	6	1	2	0	0	25			
02	EVANS, Marcus	8-18	1-7	4-6	2	6	8	5	21	4	5	0	2	31			
15	MENCY, Bishop	1-6	1-5	0-0	0	3	3	1	3	1	1	1	0	30			
00	CASHAW, Connor	5-7	3-4	1-2	0	1	1	3	14	3	2	0	2	29			
12	LETCHER-ELLIS, M.	2-6	0-0	3-3	1	5	6	5	7	1	1	0	4	19			
32	SMITH, Amir	0-0	0-0	1-2	0	1	1	1	1	0	0	0	1	5			
Team						2		3									
Totals		29-64	11-27	21-27	9	22	31	24	90	15	13	2	11	200			

FG % 1st Half: 13-31 41.9% 2nd half: 16-33 48.5% Game: 29-64 45.3% Deadball Rebounds 3.3
 3FG % 1st Half: 6-14 42.9% 2nd half: 5-13 38.5% Game: 11-27 40.7%
 FT % 1st Half: 6-7 85.7% 2nd half: 15-20 75.0% Game: 21-27 77.8%

New Mexico 89 • 7-3

##	Player	Total			3-Ptr			Rebounds			PF	TP	A	TO	Blk	Stl	Min
		FG-FGA	FG-FGA	FT-FTA	FG-FGA	FG-FGA	FT-FTA	Off	Def	Tot							
20	LOGWOOD, Sam	1-2	1-2	1-2	0	3	3	2	4	2	1	0	2	31			
32	WILLIAMS, Tim	9-12	0-0	0-0	4	5	9	0	18	2	2	0	0	31			
11	AGET, Objij	3-5	0-0	5-8	2	5	7	2	11	2	5	0	2	31			
01	NEAL, Cullen	6-11	2-3	2-5	1	1	2	5	16	7	5	0	1	25			
04	BROWN, Elijah	5-13	3-9	8-9	0	5	5	2	21	3	3	0	1	30			
03	HUNTER, Jordan	2-4	1-3	0-0	0	1	1	2	5	1	3	0	0	6			
14	KUIPER, Dane	1-2	0-0	0-0	0	0	0	0	2	0	0	0	0	4			
21	ADAMS, Xavier	0-0	0-0	3-4	1	2	3	4	3	3	0	1	0	13			
23	FURSTINGER, Joe	1-2	0-0	3-4	1	4	5	4	5	0	1	1	1	13			
25	JACOBS, Tim	0-1	0-0	0-0	1	1	1	0	2	1	0	2	0				

GM #13: WASHINGTON STATE 82, NEW MEXICO 59
FRI., DEC. 25, 2015 * HONOLULU, HAWAII

GM #14: NEW MEXICO 88, NEVADA 76
WED., DEC. 30, 2015 * ALBUQUERQUE, N.M.

New Mexico 59 • 7-6, 0-3 HADDC

#	Player	Total			3-Ptr			Rebounds			PF	TP	A	TO	Blk	Stl	Min		
		FG-FGA	FG-FGA	FT-FTA	FG-FGA	FG-FGA	FT-FTA	Off	Def	Tot									
01	NEAL, Cullen	0-3	0-1	0-0	0	0	0	1	0	0	0	5	0	0	0	8			
04	BROWN, Elijah	4-14	0-4	7-8	1	6	7	2	15	2	5	0	1	35					
11	AGET, Obj	2-5	0-0	0-0	4	2	6	2	4	1	4	2	1	32					
20	LOGWOOD, Sam	3-6	0-1	0-0	0	4	4	1	6	3	0	0	0	26					
32	WILLIAMS, Tim	6-11	0-0	4-5	0	1	1	4	16	1	1	1	2	34					
03	HUNTER, Jordan	3-6	0-3	4-5	0	2	2	0	10	2	0	0	1	28					
14	KUIPER, Dane	0-1	0-0	0-0	0	0	0	0	0	0	0	1	0	2					
21	ADAMS, Xavier	1-2	0-1	2-4	1	2	3	1	4	0	0	0	2	11					
23	FURSTINGER, Joe	0-1	0-0	2-2	0	1	1	0	2	0	1	1	0	7					
25	JACOBS, Tim	0-0	0-0	0-0	0	0	0	0	0	0	2	1	0	4					
31	MATHIS, Anthony	0-0	0-0	0-0	0	0	0	1	0	1	0	0	0	5					
33	SCKIC, Nikola	1-1	0-0	0-0	0	0	0	0	2	0	0	0	0	8					
Team					1 3 4														
Totals		20-50	0-10	19-24	7	21	28	12	59	10	18	6	7	200					

FG % 1st Half: 11-25 44.0% 2nd half: 9-25 36.0% Game: 20-50 40.0%
 3FG % 1st Half: 0-5 0.0% 2nd half: 0-5 0.0% Game: 0-10 0.0%
 FT % 1st Half: 12-13 92.3% 2nd half: 7-11 63.6% Game: 19-24 79.2%

Nevada 76 • 8-5, 0-1 MW

#	Player	Total			3-Ptr			Rebounds			PF	TP	A	TO	Blk	Stl	Min		
		FG-FGA	FG-FGA	FT-FTA	FG-FGA	FG-FGA	FT-FTA	Off	Def	Tot									
00	OLIVER, Cameron	4-8	0-0	0-1	5	4	9	5	8	0	4	4	0	25					
12	FOSTER, Elijah	3-4	0-0	1-2	2	2	4	5	7	1	0	0	0	22					
15	FENNER, D.J.	4-10	3-6	5-6	0	1	1	3	16	1	1	1	1	30					
01	COLEMAN, Marqueze	8-16	0-3	10-13	0	1	1	4	26	5	4	0	5	34					
14	DREW, Lindsey	2-4	0-0	0-0	0	4	4	5	4	1	3	0	4	21					
02	CRISWELL, Tyron	2-8	0-1	4-6	4	1	5	2	8	1	4	1	1	29					
04	ANDERSON, Juwan	0-0	0-0	0-0	0	0	0	0	0	0	1	0	0	2					
05	RODRIGUEZ, Kaileb	1-1	0-0	2-2	0	0	0	0	2	4	0	0	0	6					
21	COOPER, Eric Jr.	1-6	1-5	0-0	0	4	4	2	3	3	2	1	2	27					
34	STIVINS, Lucas	0-0	0-0	0-0	0	0	0	2	0	0	0	0	0	4					
Team					0 2 2														
Totals		25-57	4-15	22-30	11	19	30	76	12	19	7	13	200						

FG % 1st Half: 11-32 34.4% 2nd half: 14-25 56.0% Game: 25-57 43.9%
 3FG % 1st Half: 3-7 42.9% 2nd half: 1-8 12.5% Game: 4-15 26.7%
 FT % 1st Half: 8-11 72.7% 2nd half: 14-19 73.7% Game: 22-30 73.3%

Washington State 82 • 8-4, 1-2 HADDC

#	Player	Total			3-Ptr			Rebounds			PF	TP	A	TO	Blk	Stl	Min		
		FG-FGA	FG-FGA	FT-FTA	FG-FGA	FG-FGA	FT-FTA	Off	Def	Tot									
02	Iroegbu, Ike	7-9	3-5	0-1	0	1	1	1	17	11	5	0	0	30					
23	Callison, Charles	4-6	2-2	0-0	0	3	3	4	10	4	2	0	3	31					
24	Hawkinson, Josh	8-15	1-1	2-2	1	9	10	3	19	4	1	1	0	26					
32	Johnson, Que	6-9	2-4	0-0	1	2	3	3	14	3	1	0	1	28					
45	Izundu, Valentine	3-6	0-0	4-7	3	0	3	2	10	2	2	2	0	27					
00	King, Derrien	2-8	2-5	1-2	0	3	3	2	7	1	2	0	1	25					
01	Suggs, Renard	0-1	0-1	0-0	0	1	1	0	0	0	0	0	0	4					
03	Redding, Ny	0-0	0-0	0-0	0	0	0	0	0	0	0	0	0	2					
15	Longrus, Junior	1-2	0-0	0-0	2	0	2	2	2	1	0	1	0	16					
22	Franks, Robert	1-1	1-1	0-0	0	0	0	1	3	0	0	0	0	1					
33	Boese, Brett	0-1	0-1	0-0	0	1	1	2	0	0	0	0	0	5					
42	Clifford, Conor	0-1	0-0	0-0	0	0	0	0	0	0	0	0	0	5					
Team					0 2 2														
Totals		32-59	11-20	7-12	7	22	29	20	82	27	15	3	6	200					

FG % 1st Half: 17-31 54.8% 2nd half: 15-28 53.6% Game: 32-59 54.2%
 3FG % 1st Half: 5-11 45.5% 2nd half: 6-9 66.7% Game: 11-20 55.0%
 FT % 1st Half: 4-8 50.0% 2nd half: 3-4 75.0% Game: 7-12 58.3%

New Mexico 88 • 8-6, 1-0 MW

#	Player	Total			3-Ptr			Rebounds			PF	TP	A	TO	Blk	Stl	Min		
		FG-FGA	FG-FGA	FT-FTA	FG-FGA	FG-FGA	FT-FTA	Off	Def	Tot									
20	LOGWOOD, Sam	1-5	1-2	2-4	3	2	5	4	5	2	2	1	2	30					
32	WILLIAMS, Tim	9-13	0-0	2-2	2	2	4	4	20	1	2	0	1	25					
11	AGET, Obj	7-9	0-0	0-1	6	5	11	2	14	0	2	3	3	33					
01	NEAL, Cullen	3-13	1-4	4-6	0	2	2	3	11	6	5	0	1	38					
04	BROWN, Elijah	4-12	1-5	15-15	1	4	5	2	24	4	5	0	3	37					
03	HUNTER, Jordan	0-1	0-0	0-0	0	0	0	2	0	2	1	0	0	9					
21	ADAMS, Xavier	4-6	0-0	6-8	2	3	5	3	14	2	2	0	0	20					
23	FURSTINGER, Joe	0-1	0-0	0-0	0	2	2	1	0	0	0	0	0	5					
31	MATHIS, Anthony	0-0	0-0	0-0	0	0	0	2	0	1	0	0	0	3					
Team					0 3 3														
Totals		28-60	3-11	29-36	14	23	37	23	88	18	20	4	10	200					

FG % 1st Half: 13-31 41.9% 2nd half: 15-29 51.7% Game: 28-60 46.7%
 3FG % 1st Half: 2-8 25.0% 2nd half: 1-3 33.3% Game: 3-11 27.3%
 FT % 1st Half: 14-17 82.4% 2nd half: 15-19 78.9% Game: 29-36 80.6%

Officials: Duke Edsall, Alfred Smith, Todd Apo
 Technical fouls: New Mexico-None. Washington State-None.
 Attendance: 1:52 Total Time

Score by periods	1st	2nd	Total
New Mexico	34	25	59
Washington State	43	39	82

Points	In	Off	2nd	Fast	Bench
NM	30	8	4	4	18
WSU	28	26	7	12	12

Officials: John Higgins, Bob Staffen, Eric Curry
 Technical fouls: Nevada-FOSTER, Elijah; COLEMAN, Marqueze. New Mexico-NEAL, Cullen.
 Attendance: 13247

Score by periods	1st	2nd	Total
Nevada	33	43	76
New Mexico	42	46	88

Points	In	Off	2nd	Fast	Bench
NV	36	22	14	16	15
NM	46	15	17	8	14

GM #15: NEW MEXICO 77, FRESNO STATE 62
SAT., JAN. 2, 2016 * FRESNO, CALIF.

GM #16: NEW MEXICO 77, UTAH STATE 59
SAT., JAN. 9, 2016 * ALBUQUERQUE, N.M.

New Mexico 77 • 9-6 (2-0 MW)

#	Player	Total			3-Ptr			Rebounds			PF	TP	A	TO	Blk	Stl	Min		
		FG-FGA	FG-FGA	FT-FTA	FG-FGA	FG-FGA	FT-FTA	Off	Def	Tot									
20	LOGWOOD, Sam	3-6	0-0	0-0	0	4	4	3	6	2	1	0	1	23					
32	WILLIAMS, Tim	4-7	0-0	5-8	3	6	9	3	13	2	2	2	1	37					
11	AGET, Obj	5-8	0-0	0-0	2	8	10	4	10	1	1	3	0	30					
01	NEAL, Cullen	7-14	4-9	8-10	1	4	5	3	26	3	5	0	1	35					
04	BROWN, Elijah	2-4	1-3	7-7	0	3	3	3	12	3	6	0	0	25					
03	HUNTER, Jordan	1-2	1-1	0-0	1	2	3	0	3	1	2	0	1	10					
21	ADAMS, Xavier	1-2	0-1	1-2	0	0	0	2	3	2	3	2	2	14					
23	FURSTINGER, Joe	0-1	0-0	0-0	0	0	0	0	0	0	1	0	1	5					
25	JACOBS, Tim	2-3	0-0	0-0	0	2	2	4	0	2	0	1	1	16					
31	MATHIS, Anthony	0-0	0-0	0-0	0	1	1	2	0	0	1	0	1	5					
Team					1 1 2														
Totals		25-47	6-14	21-27	8	31	39	22	77	14	24	7	9	200					

FG % 1st Half: 14-28 50.0% 2nd half: 11-19 57.9% Game: 25-47 53.2%
 3FG % 1st Half: 4-7 57.1% 2nd half: 2-7 28.6% Game: 6-14 42.9%
 FT % 1st Half: 12-15 80.0% 2nd half: 9-12 75.0% Game: 21-27 77.8%

Utah State 59 • 9-6, 1-3 MW

#	Player	Total			3-Ptr			Rebounds			PF	TP	A	TO	Blk	Stl	Min		
		FG-FGA	FG-FGA	FT-FTA	FG-FGA	FG-FGA	FT-FTA	Off	Def	Tot									
12	EVANS, Lew	0-7	0-6	0-0	1	1	2	3	0	1	0	0	0	15					
14	MOORE, Jalen	7-17	2-6	1-3	3	4	7	2	17	2	2	0	2	36					
32	MOORE, Grayson	3-9	0-3	0-0	6	3	9	4	6	3	1	1	4	30					
01	PERKINS, Darius	2-8	0-0	0-0	0	2	2	0	6	2	1	0	0	24					
34	SMITH, Chris	5-14	1-5	3-3	3	3	6	2	14	0	3	0	0	33					
04	RECTOR, Shane	0-0	0-0	1-2	0	1	1	1	1	2	3	0	2	19					
05	PEARRE, Julian	4-6	1-2	0-1	0	1	1	3	9	0	2	0	0	16					
22	TAYLOR, Quinn	1-2	0-0	2-2	2	1	3	1	4	0	0	1	0	11					
50	JONES, Elston	1-4	0-0	0-2	1	2	3	5	2	1	0	0	2	16					
Team					1 0 1														
Totals		23-67	6-29	7-13	17	18	35	21	59	10	13	2	10	200					

FG % 1st Half: 7-29 24.1% 2nd half: 16-38 42.1% Game: 23-67 34.3%
 3FG % 1st Half: 3-16 18.8% 2nd half: 3-13 23.1% Game: 6-29 20.7%
 FT % 1st Half: 1-4 25.0% 2nd half: 6-9 66.7% Game: 7-13 53.8%

Fresno State 62 • 10-5 (1-1 MW)

#	Player	Total			3-Ptr			Rebounds			PF	TP	A	TO	Blk	Stl	Min
		FG-FGA	FG-FGA	FT-FTA	FG-FGA	FG-FGA	FT-FTA	Off	Def	Tot							

GM #17: UNLV 86, NEW MEXICO 74 TUE., JAN. 12, 2016 * LAS VEGAS, NEV.

GM #18: WYOMING 70, NEW MEXICO 68 SAT., JAN. 16, 2016 * ALBUQUERQUE, N.M.

New Mexico 74 • 10-7, 3-1 MW

#	Player	Total			3-Ptr			Rebounds			PF	TP	A	TO	Bk	Stl	Min
		FG-FGA	FG-FGA	FT-FTA	Off	Def	Tot	Off	Def	Tot							
20	LOGWOOD, Sam	4-9	1-1	3-4	3	3	6	1	12	1	3	0	1	3	0	29	
20	WILLIAMS, Tim	2-9	0-0	4-6	1	5	6	5	8	1	2	0	0	0	0	33	
11	AGET, Obj	4-7	0-0	3-4	3	5	8	4	11	0	2	1	0	0	0	25	
01	NEAL, Cullen	2-10	2-5	8-10	1	2	3	2	14	3	3	0	0	0	0	36	
04	BROWN, Elijah	10-20	3-7	1-2	0	10	10	3	24	1	0	0	1	0	0	37	
03	HUNTER, Jordan	1-3	0-0	0-0	0	0	0	0	2	1	0	0	0	0	0	8	
14	KUIPER, Dane	0-1	0-0	0-0	1	0	1	0	0	0	2	0	0	0	0	5	
21	ADAMS, Xavier	1-1	0-0	1-2	1	1	2	4	3	0	1	2	0	0	0	9	
23	FURSTINGER, Joe	0-0	0-0	0-0	0	1	1	3	0	3	0	0	1	1	0	12	
31	MATHIS, Anthony	0-0	0-0	0-0	0	1	1	2	0	0	1	0	0	0	0	6	
	Team				2	3	5										
	Totals	24-60	6-13	20-28	12	31	43	24	74	10	14	3	3	200			

FG % 1st Half: 11-33 33.3% 2nd half: 13-27 48.1% Game: 24-60 40.0% Deadball Rebounds: 4
 3FG % 1st Half: 2-4 50.0% 2nd half: 4-9 44.4% Game: 7-13 46.2%
 FT % 1st Half: 4-6 66.7% 2nd half: 16-22 72.7% Game: 20-28 71.4%

UNLV 86 • 10-7, 1-3 MW

#	Player	Total			3-Ptr			Rebounds			PF	TP	A	TO	Bk	Stl	Min
		FG-FGA	FG-FGA	FT-FTA	Off	Def	Tot	Off	Def	Tot							
01	JONES JR., Derrick	0-1	0-1	0-0	0	1	1	4	0	0	1	0	0	0	0	7	
15	MORGAN, Dwayne	1-3	0-0	2-2	1	3	4	4	4	0	1	0	0	0	0	18	
03	ZIMMERMAN JR., S.	5-14	0-2	5-7	4	11	15	3	15	1	1	4	1	4	3	32	
02	SEAGEARS, Jerome	4-8	0-4	2-2	0	2	2	2	10	2	0	0	0	0	0	30	
22	MCCAW, Patrick	4-10	2-6	8-11	1	0	1	1	18	3	1	0	2	0	30		
00	NWAMU, Ike	5-10	3-8	2-2	0	3	3	1	15	3	0	0	1	2	3	23	
03	CORNISH, Jordan	2-7	2-6	0-0	0	2	2	2	6	1	0	0	0	0	0	15	
13	CARTER, Ben	2-4	0-1	6-7	2	5	7	3	10	4	3	2	2	3	0	30	
24	POYSER, Jalen	3-8	0-2	2-2	2	1	3	1	8	0	0	0	0	0	0	15	
	Team				1	0	1										
	Totals	26-65	7-30	27-33	11	28	39	21	86	14	7	6	6	200			

FG % 1st Half: 13-38 34.2% 2nd half: 13-27 48.1% Game: 26-65 40.0% Deadball Rebounds: 3
 3FG % 1st Half: 2-6 12.5% 2nd half: 5-14 35.7% Game: 7-30 23.3%
 FT % 1st Half: 6-7 85.7% 2nd half: 16-22 80.8% Game: 27-33 81.8%

Officials: David Hall, John Higgins, Mike Reed
 Technical fouls: New Mexico-None. UNLV-None.
 Attendance: 11377

Score by periods	1st	2nd	Total
New Mexico	28	46	74
UNLV	34	52	86

	Points	In Paint	Off T/O	2nd Chance	Fast Break	Bench
NM	31	7	6	8	5	5
LV	36	24	10	11	39	

Wyoming 70 • 10-9, 3-3 MW

#	Player	Total			3-Ptr			Rebounds			PF	TP	A	TO	Bk	Stl	Min
		FG-FGA	FG-FGA	FT-FTA	Off	Def	Tot	Off	Def	Tot							
20	DALTON, Hayden	2-4	1-3	0-0	0	8	8	5	5	1	1	2	0	0	0	30	
21	BARNES, Jonathan	0-2	0-0	1-2	1	0	1	0	1	0	0	0	0	0	0	10	
11	LIEBERMAN, Jeremy	3-8	1-4	0-0	1	3	4	2	7	3	1	0	0	0	0	27	
14	ADAMS, Josh	10-15	7-11	11-12	2	3	5	3	38	3	2	0	1	1	0	34	
23	McMANAMEN, Jason	2-5	2-4	4-8	0	2	2	3	10	3	0	0	1	1	0	26	
01	JAMES, Justin	1-5	0-3	0-1	0	1	1	0	2	0	1	0	0	0	0	12	
03	AKA GORSKI, Alexander	0-1	0-1	0-0	0	0	0	0	2	0	0	0	0	1	3	5	
05	HERNDON, Alan	3-6	1-2	0-1	0	2	2	3	7	1	0	0	0	0	0	22	
23	NAUGHTON, Jordan	0-0	0-0	0-0	0	0	0	4	0	0	0	0	0	0	0	7	
55	WASHINGTON III, Trey	0-4	0-3	0-1	1	1	2	3	0	1	0	0	0	0	0	29	
	Team				0	2	2										
	Totals	21-50	12-31	16-25	5	22	27	25	70	13	7	2	3	200			

FG % 1st Half: 9-25 36.0% 2nd half: 12-25 48.0% Game: 21-50 42.0% Deadball Rebounds: 3
 3FG % 1st Half: 4-15 26.7% 2nd half: 8-16 50.0% Game: 12-31 38.7%
 FT % 1st Half: 7-13 53.8% 2nd half: 9-12 75.0% Game: 16-25 64.0%

New Mexico 68 • 10-8, 3-2 MW

#	Player	Total			3-Ptr			Rebounds			PF	TP	A	TO	Bk	Stl	Min
		FG-FGA	FG-FGA	FT-FTA	Off	Def	Tot	Off	Def	Tot							
20	LOGWOOD, Sam	0-5	0-1	1-2	1	6	7	3	1	5	2	0	0	0	0	39	
32	WILLIAMS, Tim	7-11	0-0	3-4	2	7	9	3	17	2	1	0	0	0	0	40	
11	AGET, Obj	5-8	0-0	1-2	2	3	5	4	11	1	1	1	0	0	0	29	
01	NEAL, Cullen	5-10	0-3	3-8	0	2	2	3	13	1	3	0	0	0	0	26	
21	ADAMS, Xavier	5-8	0-0	3-4	2	0	2	3	13	2	1	1	0	1	0	18	
03	HUNTER, Jordan	0-0	0-0	0-0	0	2	2	1	0	1	0	0	0	0	0	6	
04	BROWN, Elijah	4-9	1-3	4-7	1	4	5	4	13	0	2	0	1	1	0	24	
23	FURSTINGER, Joe	0-2	0-0	0-0	1	2	3	1	0	0	0	1	0	0	0	8	
25	JACOBS, Tim	0-0	0-0	0-0	0	3	3	0	0	1	0	0	0	0	0	7	
31	MATHIS, Anthony	0-0	0-0	0-0	0	0	0	1	0	0	0	0	0	0	0	3	
	Team				0	1	1										
	Totals	26-53	1-7	15-27	9	30	39	24	68	13	10	3	1	200			

FG % 1st Half: 12-25 48.0% 2nd half: 14-28 50.0% Game: 26-53 49.1% Deadball Rebounds: 8
 3FG % 1st Half: 1-3 33.3% 2nd half: 0-4 0.0% Game: 1-7 14.3%
 FT % 1st Half: 5-12 41.7% 2nd half: 10-15 66.7% Game: 15-27 55.6%

Officials: Bob Staffen, Rick Hartzell, DG Nelson
 Technical fouls: Wyoming-None. New Mexico-TEAM.
 Attendance: 13196

Score by periods	1st	2nd	Total
Wyoming	29	41	70
New Mexico	30	38	68

	Points	In Paint	Off T/O	2nd Chance	Fast Break	Bench
WY	29	10	7	9	9	9
NM	42	5	9	11	13	

GM #19: NEW MEXICO 83, SAN JOSE ST. 64 SAT., JAN. 23, 2016 * SAN JOSE, CALIF.

GM #20: NEW MEXICO 84, AIR FORCE 55 WED., JAN. 27, 2016 * ALBUQUERQUE, N.M.

New Mexico 83 • 11-8, 4-2 MW

#	Player	Total			3-Ptr			Rebounds			PF	TP	A	TO	Bk	Stl	Min
		FG-FGA	FG-FGA	FT-FTA	Off	Def	Tot	Off	Def	Tot							
20	LOGWOOD, Sam	1-2	0-0	0-2	0	2	2	4	2	2	1	0	0	0	0	9	
32	WILLIAMS, Tim	10-19	0-0	2-4	4	6	10	2	22	1	1	1	1	1	1	37	
11	AGET, Obj	3-3	0-0	0-0	2	3	5	3	6	0	1	0	0	0	0	17	
03	HUNTER, Jordan	2-3	1-2	0-0	0	0	0	3	5	2	2	0	1	1	0	18	
21	ADAMS, Xavier	0-1	0-0	2-4	0	0	0	3	2	1	2	0	0	0	0	12	
04	BROWN, Elijah	10-15	4-5	9-9	1	5	6	2	33	2	4	0	2	2	0	28	
14	KUIPER, Dane	3-4	2-3	3-3	0	4	4	4	11	4	2	2	1	2	0	28	
23	FURSTINGER, Joe	1-6	0-0	0-0	4	3	7	0	2	2	1	4	2	2	0	23	
25	JACOBS, Tim	0-1	0-0	0-0	0	3	3	2	0	2	5	0	1	1	0	21	
31	MATHIS, Anthony	0-1	0-0	0-0	0	0	0	2	0	0	0	0	1	1	0	10	
34	NESBITT, Michael	0-0	0-0	0-0	0	0	0	0	0	0	0	0	0	0	0	2	
	Team				1	1	2										
	Totals	30-55	7-10	16-22	12	27	39	25	83	16	19	7	9	200			

FG % 1st Half: 14-27 51.9% 2nd half: 16-28 57.1% Game: 30-55 54.5% Deadball Rebounds: 2,3
 3FG % 1st Half: 4-4 100.0% 2nd half: 3-6 50.0% Game: 7-10 70.0%
 FT % 1st Half: 5-9 55.6% 2nd half: 11-13 84.6% Game: 16-22 72.7%

San José State 64 • 6-14, 1-7 MW

#	Player	Total			3-Ptr			Rebounds			PF	TP	A	TO	Bk	Stl	Min
		FG-FGA	FG-FGA	FT-FTA	Off	Def	Tot	Off	Def	Tot							
14	ROGERS, Frank	6-11	3-6	1-2	4	4	8	4	16	1	1	1	0	0	0	34	
32	WELAGE, Ryan	3-12	1-5	0-0	1	4	5	2	7	4	0	0	2	3	3	33	
03	SCHWARTZ, Cody	1-4	1-3	0-0	0	0	0	1	3	1	4	0	0	0	0	16	
00	HILLSMAN, Jaycee	2-4	1-2	3-4	0	0	0	2	8	2	3	0	1	2	3	23	
23	ONWAS, Princeton	3-9	0-3	1-3	0	1	1	3	7	3	3	0	1	1	0	26	
02	WILLIAMS, JR., Gary	0-8	0-1	2-2	0	1	1	1	2	1	2	0	2	0	2	12	
10	BASOR, Ivo	1-1	1-1	0-2	0	1	1	0	3	0	0	0	0	0	0	4	
15	CLARKE, Brandon	4-5	0-0	6-13	4	4	8	2	14	1	2	1	2	1	3	31	
20	THORNTON, Isaac	1-2	0-0	2-2	0	0	0	3	4	1	2	1	2	1	3	13	
25	BAHNER, Leon	0-0	0-0	0-0	0	1	1	3	0	0	0	2	0	0	0	8	
	Team				4	0											

GM #21: NEW MEXICO 88, BOISE STATE 83 SAT., JAN. 30, 2016 * BOISE, IDAHO

New Mexico 88 • 13-8, 6-2 MW

#	Player	Total			3-Ptr			Rebounds			PF	TP	A	TO	Blk	Stl	Min
		FG-FGA	FG-FGA	FT-FTA	FG-FGA	FG-FGA	FT-FTA	Off	Def	Tot							
20	LOGWOOD, Sam	f	3-5	1-1	1-2	1	5	6	3	8	4	3	0	0	0	34	
32	WILLIAMS, Tim	f	7-10	0-0	7-8	0	7	7	2	21	0	2	1	0	0	35	
11	AGET, Objj	c	3-5	0-0	0-0	3	5	8	4	6	1	1	1	0	0	25	
01	NEAL, Cullen	g	4-9	2-6	4-4	0	1	1	4	14	1	1	0	0	0	29	
04	BROWN, Elijah	g	7-15	4-7	12-14	1	4	5	0	30	5	3	0	0	0	37	
03	HUNTER, Jordan	g	2-3	1-2	0-0	0	0	0	3	5	0	1	0	0	0	15	
14	KUIPER, Dane	g	0-0	0-0	0-0	0	1	1	0	0	0	0	0	0	0	6	
21	ADAMS, Xavier	g	2-3	0-0	0-0	0	0	0	3	4	1	1	0	0	0	9	
23	FURSTINGER, Joe	g	0-0	0-0	0-0	0	1	1	3	0	1	0	0	0	0	10	
Team						0	3	3									
Totals			28-50	8-16	24-28	5	27	32	23	88	13	12	2	0	0	200	

FG % 1st Half: 15-27 55.6% 2nd half: 13-23 56.5% Game: 28-50 56.0%
 3FG % 1st Half: 2-6 33.3% 2nd half: 6-10 60.0% Game: 8-16 50.0%
 FT % 1st Half: 8-11 72.7% 2nd half: 16-17 94.1% Game: 24-28 85.7%

Boise State 83 • 15-7, 6-3 MW

#	Player	Total			3-Ptr			Rebounds			PF	TP	A	TO	Blk	Stl	Min
		FG-FGA	FG-FGA	FT-FTA	FG-FGA	FG-FGA	FT-FTA	Off	Def	Tot							
13	DUNCAN, Nick	f	4-9	3-7	8-9	3	1	4	5	19	1	2	1	0	0	28	
23	WEBB III, James	f	2-11	0-3	4-4	5	8	13	5	8	3	2	0	0	0	34	
01	THOMPSON, Mikey	g	6-12	1-2	4-4	1	1	2	2	17	0	0	0	0	0	38	
03	DRMIC, Anthony	g	3-11	1-7	3-3	1	6	7	5	10	1	1	0	0	0	31	
25	JACKSON, Lonnie	g	6-12	5-10	0-1	0	1	1	3	17	1	1	0	0	1	26	
04	ROJCH, Robin	g	0-1	0-1	2-2	1	0	1	2	2	0	0	1	0	1	7	
11	HANEY, Zach	g	1-1	0-0	0-0	0	0	0	2	2	0	0	1	0	0	8	
15	HUTCHISON, Chandler	g	2-4	0-2	1-3	1	0	1	0	5	1	1	0	0	0	18	
30	AUSTIN, Paris	g	1-3	1-1	0-0	0	0	0	0	3	2	1	0	0	0	10	
Team						1	1	2									
Totals			25-64	11-33	22-26	13	18	31	24	83	19	9	2	7	0	200	

FG % 1st Half: 13-29 44.8% 2nd half: 12-35 34.3% Game: 25-64 39.1%
 3FG % 1st Half: 3-13 23.1% 2nd half: 8-20 40.0% Game: 11-33 33.3%
 FT % 1st Half: 10-12 83.3% 2nd half: 12-14 85.7% Game: 22-26 84.6%

Officials: Bob Staffen, Michael Irving, Shawn Lehig
 Technical fouls: New Mexico-None. Boise State-None.
 Attendance: 7355

Score by periods	1st	2nd	Total
New Mexico	40	48	88
Boise State	39	44	83

Points	In	Off	2nd	Fast	Bench
NM	28	6	2	2	9
BSU	28	16	11	4	12

GM #22: NEW MEXICO 87, UNLV 83 TUE., FEB. 2, 2016 * ALBUQUERQUE, N.M.

UNLV 83 • 13-10, 4-6 MW

#	Player	Total			3-Ptr			Rebounds			PF	TP	A	TO	Blk	Stl	Min
		FG-FGA	FG-FGA	FT-FTA	FG-FGA	FG-FGA	FT-FTA	Off	Def	Tot							
01	JONES JR., Derrick	f	2-4	0-1	6-8	1	1	2	4	10	2	2	1	0	0	18	
15	MORGAN, Dwayne	f	0-1	0-0	0-0	1	1	2	5	0	0	2	1	0	0	7	
33	ZIMMERMAN JR., S.	c	9-15	0-0	3-4	2	7	9	4	21	1	2	5	0	0	38	
02	SEAGEARS, Jerome	g	2-9	1-5	0-0	2	3	5	5	5	5	2	0	0	1	26	
22	MCCAW, Patrick	g	5-12	2-5	2-2	1	3	4	2	14	5	1	0	1	0	34	
00	NWAMU, Ike	g	4-10	3-7	0-0	1	2	3	4	11	2	2	0	3	29		
03	CORNISH, Jordan	g	6-10	5-6	0-0	0	2	2	3	17	1	1	0	2	29		
24	POYSER, Jalen	g	1-6	1-2	2-2	1	0	1	1	5	1	3	0	1	19		
Team						0	4	4									
Totals			29-67	12-26	13-16	9	23	32	28	83	17	15	7	8	0	200	

FG % 1st Half: 14-33 42.4% 2nd half: 15-34 44.1% Game: 29-67 43.3%
 3FG % 1st Half: 4-9 44.4% 2nd half: 8-17 47.1% Game: 12-26 46.2%
 FT % 1st Half: 11-14 78.6% 2nd half: 2-2 100.0% Game: 13-16 81.3%

New Mexico 87 • 14-8, 7-2 MW

#	Player	Total			3-Ptr			Rebounds			PF	TP	A	TO	Blk	Stl	Min
		FG-FGA	FG-FGA	FT-FTA	FG-FGA	FG-FGA	FT-FTA	Off	Def	Tot							
20	LOGWOOD, Sam	f	2-6	0-1	1-2	2	1	3	2	5	2	1	1	1	0	33	
32	WILLIAMS, Tim	f	10-15	0-0	9-12	1	7	8	1	29	1	2	2	1	0	37	
11	AGET, Objj	c	5-6	0-0	0-1	1	6	7	3	10	0	0	2	0	0	29	
01	NEAL, Cullen	g	3-12	1-6	4-5	0	6	6	1	11	4	3	0	0	0	33	
04	BROWN, Elijah	g	6-16	2-6	12-12	3	2	5	1	26	4	6	0	2	39		
03	HUNTER, Jordan	g	0-3	0-0	0-0	1	0	1	0	0	1	0	0	0	1	8	
14	KUIPER, Dane	g	0-0	0-0	0-0	0	0	0	0	0	0	0	0	0	0	3	
21	ADAMS, Xavier	g	2-3	0-0	2-2	1	3	4	4	6	1	1	0	1	0	15	
23	FURSTINGER, Joe	g	0-0	0-0	0-2	0	0	0	0	2	0	0	0	0	0	2	
31	MATHIS, Anthony	g	0-0	0-0	0-0	0	1	1	0	0	0	2	0	0	0	1	
Team						1	2	3									
Totals			28-61	3-13	28-36	10	28	38	15	87	13	15	5	6	0	200	

FG % 1st Half: 16-33 48.5% 2nd half: 12-28 42.9% Game: 28-61 45.9%
 3FG % 1st Half: 2-9 22.2% 2nd half: 1-4 25.0% Game: 3-13 23.1%
 FT % 1st Half: 13-19 68.4% 2nd half: 15-17 88.2% Game: 28-36 77.8%

Officials: Mike Reed, Michael Greenstein, Tommy Nunez
 Technical fouls: UNLV-MORGAN, Dwayne. New Mexico-None.
 Attendance: 13359

Score by periods	1st	2nd	Total
UNLV	43	40	83
New Mexico	47	40	87

Points	In	Off	2nd	Fast	Bench
NM	30	18	7	24	33
USU	50	25	15	11	6

GM #23: SAN DIEGO STATE 78, NEW MEXICO 71 SAT., FEB. 6, 2016 * SAN DIEGO, CALIF.

New Mexico 71 • 14-9 (7-3 MW)

#	Player	Total			3-Ptr			Rebounds			PF	TP	A	TO	Blk	Stl	Min
		FG-FGA	FG-FGA	FT-FTA	FG-FGA	FG-FGA	FT-FTA	Off	Def	Tot							
20	LOGWOOD, Sam	f	2-9	0-2	0-0	1	5	6	3	4	2	2	3	4	41		
32	WILLIAMS, Tim	f	8-15	0-0	5-7	3	4	7	0	21	2	1	1	0	43		
11	AGET, Objj	c	3-4	0-0	0-0	1	2	3	4	6	0	1	1	0	19		
01	NEAL, Cullen	g	3-12	0-3	1-2	2	2	4	2	7	2	2	0	2	40		
04	BROWN, Elijah	g	4-20	3-12	12-14	1	3	4	1	23	5	1	0	1	43		
03	HUNTER, Jordan	g	1-4	1-2	0-0	0	1	1	2	3	1	1	0	1	8		
14	KUIPER, Dane	g	0-0	0-0	0-0	0	1	1	0	0	0	0	0	0	4		
21	ADAMS, Xavier	g	3-5	1-1	0-0	4	2	6	4	7	0	0	1	0	22		
23	FURSTINGER, Joe	g	0-2	0-0	0-0	1	0	1	0	0	1	0	1	0	5		
Team						5	1	6									
Totals			24-71	5-20	18-23	18	21	39	16	71	13	10	7	8	225		

FG % 1st Half: 10-33 30.3% 2nd half: 12-31 38.7% OT: 2-7 28.6% Game: 24-71 33.8%
 3FG % 1st Half: 1-8 12.5% 2nd half: 4-9 44.4% OT: 0-3 0.0% Game: 5-20 25.0%
 FT % 1st Half: 8-9 88.9% 2nd half: 9-12 75.0% OT: 1-2 50.0% Game: 18-23 78.3%

SAN DIEGO STATE 78 • 18-6 (11-0 MW)

#	Player	Total			3-Ptr			Rebounds			PF	TP	A	TO	Blk	Stl	Min
		FG-FGA	FG-FGA	FT-FTA	FG-FGA	FG-FGA	FT-FTA	Off	Def	Tot							
00	SPENCER, Skylar	f	4-4	0-0	0-0	5	5	10	2	8	0	0	3	0	33		
13	SHEPARD, Winston	f	5-10	0-0	5-6	4	3	7	3	15	6	4	1	1	40		
14	CHEATHAM, Zylan	f	4-4	1-1	0-0	3	1	4	3	9	0	1	2	0	23		
12	KELL, Trey	g	5-17	1-11	1-3	1	4	5	0	12	1	2	0	2	35		
02	HEMSLEY, Jeremy	g	6-16	1-7	10-10	0	6	6	1	23	0	3	0	1	38		
04	CHOL, Angelo	g	3-5	0-0	0-0	3	1	4	1	6	0	0	0	0	12		
00	ALLEN, Dakari	g	1-3	0-1	0-0	0	3	3	4	2	1	0	1	1	11		
20	SHRIGLEY, Matt	g	0-5	0-5	0-0												

GM #25: NEW MEXICO 74, SAN JOSE STATE 58
SAT., FEB. 13, 2016 * ALBUQUERQUE, N.M.

San Jose State 58 • 8-17, 3-10 MW

##	Player	Total			3-Ptr			Rebounds			PF	TP	A	TO	Blk	Stl	Min
		FG-FGA	FG-FGA	FT-FTA	Off	Def	Tot	Off	Def	Tot							
14	ROGERS, Frank	5-7	2-3	0-0	1	7	8	1	12	1	1	0	0	0	0	31	
32	WELAGE, Ryan	0-8	0-5	0-0	0	6	6	2	0	2	1	1	0	0	18		
33	SCHWARTZ, Cody	2-7	2-7	0-0	1	0	1	2	6	1	1	0	0	0	24		
00	HILLSMAN, Jaycee	2-4	1-3	1-2	0	4	4	5	6	1	1	0	0	0	21		
20	THORNTON, Isaac	0-3	0-1	1-3	1	2	3	3	1	1	0	1	1	1	19		
02	WILLIAMS, JR., Gary	0-5	0-3	7-8	1	1	2	2	7	0	2	0	0	0	14		
10	BASOR, Ivo	1-2	0-0	0-0	1	0	1	2	2	0	0	0	0	0	3		
15	CLARKE, Brandon	2-5	0-0	5-6	3	1	4	4	9	2	1	1	0	0	25		
21	JAMES, Jalen	2-6	2-4	0-0	0	0	0	2	6	0	0	0	0	1	12		
23	ONWAS, Princeton	3-7	1-4	2-4	0	3	3	1	9	3	2	0	0	0	25		
25	BAHNER, Leon	0-2	0-0	0-0	1	0	1	0	0	0	0	1	0	0	8		
Team		2		1		3											
Totals		17-56	8-30	16-23	11	25	36	25	58	11	9	4	2	20			

FG % 1st Half: 10-27 37.0% 2nd half: 7-29 24.1% Game: 17-56 30.4% Deadball Rebounds
 3FG % 1st Half: 5-16 31.3% 2nd half: 3-14 21.4% Game: 8-30 26.7%
 FT % 1st Half: 2-5 40.0% 2nd half: 14-18 77.8% Game: 16-23 69.6%

New Mexico 74 • 15-10, 8-4 MW

##	Player	Total			3-Ptr			Rebounds			PF	TP	A	TO	Blk	Stl	Min
		FG-FGA	FG-FGA	FT-FTA	Off	Def	Tot	Off	Def	Tot							
20	LOGWOOD, Sam	2-6	1-2	1-2	1	2	3	2	6	1	1	0	0	0	23		
32	WILLIAMS, Tim	7-8	0-0	2-6	2	7	9	3	16	1	0	2	1	0	36		
11	AGET, Obj	4-8	0-0	3-3	2	4	6	4	11	0	0	2	0	0	15		
01	NEAL, Cullen	1-6	0-5	4-4	0	0	0	5	6	3	2	0	0	0	20		
04	BROWN, Elijah	5-15	2-7	9-10	1	2	3	3	21	4	4	1	2	3	34		
03	HUNTER, Jordan	0-2	0-1	1-2	0	1	1	1	1	2	1	0	1	1	11		
14	KUIPER, Dane	2-2	2-2	0-0	0	3	3	1	6	2	0	2	0	0	15		
21	ADAMS, Xavier	0-3	0-1	4-8	2	5	7	2	4	2	0	0	0	0	22		
23	FURSTINGER, Joe	0-0	0-0	0-0	1	0	1	0	0	0	0	0	0	0	7		
25	JACOBS, Tim	1-2	1-1	0-0	0	2	2	1	3	0	0	0	0	0	9		
31	MATHIS, Anthony	0-1	0-1	0-0	0	1	1	0	0	0	0	0	0	0	8		
Team		2		3		5											
Totals		22-53	6-20	24-35	11	30	41	22	74	15	10	7	4	20			

FG % 1st Half: 12-27 44.4% 2nd half: 10-26 38.5% Game: 22-53 41.5% Deadball Rebounds
 3FG % 1st Half: 4-12 33.3% 2nd half: 2-8 25.0% Game: 6-20 30.0%
 FT % 1st Half: 7-11 63.6% 2nd half: 17-24 70.8% Game: 24-35 68.6%

Officials: Dick Cartmell, Shawn Lehigh, Ryan McDaniel
 Technical fouls: San Jose State-TEAM. New Mexico-None.
 Attendance: 13411

Score by periods	1st	2nd	Total
San Jose State	27	31	58
New Mexico	35	39	74

	In	Off	2nd	Fast	Bench
Points	Paint	T/O	Chance	Break	
SJ	14	8	13	0	33
NM	30	13	12	10	14

GM #26: NEW MEXICO 80, BOISE STATE 78
WED., FEB. 17, 2016 * ALBUQUERQUE, N.M.

Boise State 78 • 17-10, 8-6 MW

##	Player	Total			3-Ptr			Rebounds			PF	TP	A	TO	Blk	Stl	Min
		FG-FGA	FG-FGA	FT-FTA	Off	Def	Tot	Off	Def	Tot							
23	WEBB III, James	8-15	0-2	2-4	5	8	13	1	18	2	5	2	3	38			
10	JORCH, Robin	3-4	0-0	0-2	1	1	2	5	6	0	0	2	0	10			
01	THOMPSON, Mikey	3-9	0-2	0-0	1	4	5	3	6	3	1	0	1	36			
21	ALFORD, Montigo	3-7	1-4	0-0	0	2	2	4	7	3	1	0	2	24			
25	JACKSON, Lonnie	2-3	2-3	0-0	0	0	0	1	6	4	1	0	3	28			
03	DRMIC, Anthony	11-19	6-12	2-4	1	2	3	4	30	0	2	0	0	26			
13	HANEY, Zach	0-1	0-0	1-2	1	0	1	3	1	0	0	0	0	6			
11	DUNCAN, Nick	1-3	0-1	2-4	0	1	1	5	4	4	1	0	0	26			
15	HUTCHISON, Chandler	0-1	0-0	0-0	0	0	0	0	0	0	0	1	0	6			
Team		0		3		3											
Totals		31-62	9-24	7-16	9	21	30	26	78	16	12	5	9	200			

FG % 1st Half: 13-26 50.0% 2nd half: 18-36 50.0% Game: 31-62 50.0% Deadball Rebounds
 3FG % 1st Half: 7-14 50.0% 2nd half: 2-10 20.0% Game: 9-24 37.5%
 FT % 1st Half: 4-5 80.0% 2nd half: 3-11 27.3% Game: 7-16 43.8%

New Mexico 80 • 16-10, 9-4 MW

##	Player	Total			3-Ptr			Rebounds			PF	TP	A	TO	Blk	Stl	Min
		FG-FGA	FG-FGA	FT-FTA	Off	Def	Tot	Off	Def	Tot							
20	LOGWOOD, Sam	3-7	0-2	2-2	2	1	3	2	8	0	0	0	0	22			
32	WILLIAMS, Tim	4-8	0-0	10-13	0	6	6	3	18	0	2	4	0	31			
11	AGET, Obj	0-1	0-0	0-0	1	3	4	3	0	0	1	0	0	16			
01	NEAL, Cullen	3-8	2-3	0-0	0	2	2	3	8	2	4	0	3	19			
04	BROWN, Elijah	7-17	4-7	8-12	0	6	6	1	26	1	3	0	0	35			
03	HUNTER, Jordan	2-2	2-2	0-0	0	1	1	2	6	2	1	0	2	20			
14	KUIPER, Dane	2-4	1-2	2-2	1	1	2	1	7	2	1	1	1	18			
21	ADAMS, Xavier	2-4	0-1	3-4	2	0	2	3	7	2	1	0	0	23			
23	FURSTINGER, Joe	0-0	0-0	0-0	0	1	1	1	0	1	0	0	0	10			
25	JACOBS, Tim	0-0	0-0	0-0	0	1	1	0	0	2	0	0	1	6			
Team		3		4		7											
Totals		23-51	9-17	25-33	9	26	35	19	80	12	16	5	7	200			

FG % 1st Half: 14-28 50.0% 2nd half: 9-23 39.1% Game: 23-51 45.1% Deadball Rebounds
 3FG % 1st Half: 5-11 45.5% 2nd half: 4-6 66.7% Game: 9-17 52.9%
 FT % 1st Half: 9-11 81.8% 2nd half: 16-22 72.7% Game: 25-33 75.8%

Officials: Mike Reed, Michael Irving and Steve Olson
 Technical fouls: Boise State-None. New Mexico-None.
 Attendance: 12434

Score by periods	1st	2nd	Total
Boise State	37	41	78
New Mexico	42	38	80

	In	Off	2nd	Fast	Bench
Points	Paint	T/O	Chance	Break	
BSU	44	19	18	8	35
NM	28	16	7	9	20

GM #27: AIR FORCE 76, NEW MEXICO 72
SAT., FEB. 20, 2016 * COLORADO SPRINGS, COLO.

New Mexico 72 • 16-11, 9-5 MW

##	Player	Total			3-Ptr			Rebounds			PF	TP	A	TO	Blk	Stl	Min
		FG-FGA	FG-FGA	FT-FTA	Off	Def	Tot	Off	Def	Tot							
32	WILLIAMS, Tim	6-10	0-0	5-9	1	12	13	1	17	0	3	0	1	38			
11	AGET, Obj	0-0	0-0	0-0	2	2	4	3	0	0	2	0	0	11			
01	NEAL, Cullen	4-12	2-10	2-3	1	5	6	0	12	2	3	0	0	32			
04	BROWN, Elijah	10-20	7-17	5-8	0	4	4	1	32	2	5	0	2	37			
20	LOGWOOD, Sam	1-3	0-2	3-3	0	4	4	4	5	4	0	1	1	23			
03	HUNTER, Jordan	0-0	0-0	0-0	0	0	0	1	0	1	0	0	0	5			
14	KUIPER, Dane	0-6	0-3	0-0	0	2	2	5	0	3	1	0	0	15			
21	ADAMS, Xavier	0-1	0-1	0-0	0	0	0	5	0	2	3	0	2	21			
25	JACOBS, Tim	1-1	1-1	0-0	0	1	1	3	3	2	0	0	0	12			
31	MATHIS, Anthony	1-3	1-3	0-0	0	0	0	2	3	0	0	0	0	6			
Team		2		2		2											
Totals		23-56	11-37	15-23	6	30	36	25	72	16	17	1	6	200			

FG % 1st Half: 10-25 40.0% 2nd half: 13-31 41.9% Game: 23-56 41.1% Deadball Rebounds
 3FG % 1st Half: 6-17 35.3% 2nd half: 5-20 25.0% Game: 11-37 29.7%
 FT % 1st Half: 5-9 55.6% 2nd half: 10-14 71.4% Game: 15-23 65.2%

Air Force 76 • 14-14, 5-10 MW

##	Player	Total			3-Ptr			Rebounds			PF	TP	A	TO	Blk	Stl	Min
		FG-FGA	FG-FGA	FT-FTA	Off	Def	Tot	Off	Def	Tot							
35	GRAHAM, Hayden	8-13	3-6	2-6	1	10	11	3	21	1	3	2	3	34			
33	TOOHEY, Frank	1-3	0-2	1-2	2	0	2	4	3	4	1	0	0	22			
02	SIPLES, C.J.	2-8	1-3	4-7	0	4	4	3	9	6	1	0	3	37			
05	KOCUR, Zach	5-10	1-4	2-2	2	6	8	3	13	3	2	0	2	38			
15	VAN, Jacob	7-14	3-7	5-7	0	5	5	2	22	2	2	0	0	37			
11	TUSS, Joe	1-3	0-1	0-0	0												

THE 2015-16 LOBO MEN'S BASKETBALL MEDIA CHART



#0 J.J. N'Ganga
6-10 * 240 * Sr * 1VL * C
Aubervilliers, France
N. Oklahoma - Tonkawa



#1 Cullen Neal
6-5 * 195 * So * RS * G
Albuquerque, N.M.
Eldorado HS



#3 Jordan Hunter
5-11 * 180 * Fr * HS * G
Beaumont, Texas
Ozen HS



#4 Elijah Brown
6-4 * 200 * So * RS * G
Orange County, Calif.
Butler University



#11 Obij Aget
7-1 * 220 * Jr * 2VL * C
La Porte, Ind.
La Lumiere HS



#12 Devon Williams
6-8 * 205 * Jr * RS * G/F
Dallas, Texas
Woodrow Wilson HS



#14 Dane Kuiper
6-7 * 200 * Fr * HS * G/F
Wassilla, Alaska
Corona Del Sol HS (Ariz.)




#20 Sam Logwood
6-7 * 210 * So * 1VL * G/F
Indianapolis, Ind.
La Lumiere HS



#21 Xavier Adams
6-4 * 205 * So * 1VL * G
Flower Mound, Texas
Marcus HS




#22 Connor Joy
6-4 * 195 * Sr * HS * G
Rehoboth, N.M.
Rehoboth Christian HS



#23 Joe Furstinger
6-9 * 215 * Fr * 1VL * F
Rancho Santa Margarita, Calif.
Santa Margarita Catholic HS



#25 Tim Jacobs
6-0 * 200 * Sr * 1VL * G
Las Cruces, N.M.
Cochise College (Ariz.)




#30 Adam Cumber
6-2 * 185 * Fr * RS * G
Albuquerque, N.M.
Sandia HS



#31 Anthony Mathis
6-3 * 170 * Fr * HS * G
West Linn, Ore.
West Linn HS



#32 Tim Williams
6-8 * 240 * Jr * RS * F
Flossmoor, Ill.
Samford University



#33 Michael Nesbitt
6-7 * 220 * Sr * TR * F
Evansville, Ind.
Missouri S&T



Craig Neal
Head Coach
3rd Season as Head Coach
9th Season at UNM
Georgia Tech, 1988



Chris Harriman
Associate Head Coach
1st Season at UNM
Augusta State, 2003



Alan Huss
Assistant Coach
2nd Season at UNM
Creighton, 2002



Terrence Rencher
Assistant Coach
1st Season at UNM
Texas, 2007



Cody Hopkins
Director of Operations
2nd season at UNM
Northeastern St. (Okla.), 2006



Ben Sanders
Video Administrator
2nd season at UNM
Southwestern, 2009

THE 2015-16 LOBOS



J.J. N'Ganga 0
 6'10" - 240 lbs. - Senior - Center
 Aubervilliers, France (N. Oklahoma - Tonkawa)

NOTEWORTHY :

- Sitting out 2015-16 due to injury.

GAME-BY-GAME STATISTICS

SEASON HIGHS (2014-15)

Points: 9 vs. Boston College (11-20-14)
FG: 4 vs. Utah State (2-7-15)
FGA: 6 (2x) Last Time vs. Utah State (2-7-15)
3FG: N/A
3FGA: N/A
FT: 4 (2x) Last Time at UNLV (1-21-15)
FTA: 5 (2x) Last Time vs. Fresno State (12-31-14)
Rebounds: 7 at Utah State (1-10-15)
Assists: 2 at Colorado State (2-10-15)
Blocks: 2 vs. Boston College (11-20-14)
Steals: 1 at Grand Canyon (12-23-14)
Minutes Played: 25 vs. Boston College (11-20-14)

CAREER HIGHS

Points: 9 vs. Boston College (11-20-14)
FG: 4 vs. Utah State (2-7-15)
FGA: 6 (2x) Last Time vs. Utah State (2-7-15)
3FG: N/A
3FGA: N/A
FT: 4 (2x) Last Time at UNLV (1-21-15)
FTA: 5 (2x) Last Time vs. Fresno State (12-31-14)
Rebounds: 7 at Utah State (1-10-15)
Assists: 2 at Colorado State (2-10-15)
Blocks: 2 vs. Boston College (11-20-14)
Steals: 1 at Grand Canyon (12-23-14)
Minutes Played: 25 vs. Boston College (11-20-14)14)

MISCELLANEOUS STATISTICS

	SEASON (2014-15)	CAREER
Led Team in Rebounding	2	2
Led Team in Blocks	2	2
Led Team in Steals	1	1

CAREER STATISTICS

Season	gp-gs	min/avg	Total		3-Point		F-Throws		Rebounds				Scoring							
			fg-fga	pct	fg-fga	pct	ft-fta	pct	off	def	tot	avg	pf	fo	ast	to	blk	stl	pts	avg
2014-15	29-0	344/11.9	36-61	.590	0-0	.000	22-36	.611	18	30	48	1.7	54	1	6	31	5	1	94	3.2
TOTAL	29-0	344/11.9	36-61	.590	0-0	.000	22-36	.611	18	30	48	1.7	54	1	6	31	5	1	94	3.2

THE 2015-16 LOBOS



Cullen Neal

6'5" - 195 lbs. - RS-Sophomore - Guard
Albuquerque, N.M. (Eldorado HS)

1

NOTEWORTHY :

- Top-five in Mountain West at 3.8 assists per game
- CoSIDA Academic All-District honoree
- NABC Good Works Team nominee
- Crossed 500 points for his career against Fresno State with 26
- Son of head coach Craig Neal

GAME-BY-GAME STATISTICS

SEASON HIGHS

#01 NEAL, Cullen

Opponent	Date	gs	min	Total		3-Pointers		Free throws		Rebounds				pf	a	tlo	blk	stl	pts	avg	
				fg-fga	pct	3fg-fga	pct	ft-fa	pct	off	def	tot	avg								
TEXAS SOUTHERN	11/13/15	*	31	8-15	.533	2-6	.333	4-4	1.000	0	2	2	2.0	1	4	3	0	2	22	22.0	
at New Mexico State	11/15/15	*	36	6-16	.375	2-5	.400	4-4	1.000	0	5	5	3.5	3	2	3	0	0	18	20.0	
LOYOLA-CHICAGO	11/18/15	*	31	3-8	.375	2-5	.400	1-2	.500	0	4	4	3.7	1	4	3	0	0	9	16.3	
at USC	11/21/15	*	26	4-17	.235	3-7	.429	1-2	.500	0	1	1	3.0	5	4	1	0	1	12	15.3	
NICHOLLS STATE	11/25/15	*	29	5-18	.278	2-9	.222	0-2	.000	0	3	3	3.0	3	5	1	0	1	12	14.6	
ORAL ROBERTS	12/1/15	*	35	10-20	.500	4-7	.571	5-6	.833	0	2	2	2.8	2	7	4	0	1	29	17.0	
at Purdue	12/05/15	*	32	6-16	.375	2-6	.333	2-3	.667	0	3	3	2.9	4	5	3	0	1	16	16.9	
NORTHERN IOWA	12/12/15	*	32	1-11	.091	0-5	.000	0-1	.000	0	2	2	2.8	1	5	2	0	0	2	15.0	
NEW MEXICO STATE	12/16/15	*	34	4-11	.364	3-7	.429	2-2	1.000	0	4	4	2.9	2	9	3	0	1	13	14.8	
RICE	12/19/15	*	25	6-11	.545	2-3	.667	2-5	.400	1	1	2	2.8	5	7	5	0	1	16	14.9	
vs Auburn	12-22-15	*	38	6-17	.353	4-10	.400	5-6	.833	0	3	3	2.8	4	3	4	0	2	21	15.5	
vs BYU	12-23-15	*	24	4-7	.571	2-3	.667	4-4	1.000	0	3	3	2.8	4	2	8	0	0	14	15.3	
vs Washington State	12-25-15	*	8	0-3	.000	0-1	.000	0-0	.000	0	0	0	2.6	1	0	5	0	0	0	14.2	
NEVADA	12/30/15	*	38	3-13	.231	1-4	.250	4-6	.667	0	2	2	2.6	3	6	5	0	1	11	13.9	
at Fresno State	01/02/16	*	35	7-14	.500	4-9	.444	8-10	.800	1	4	5	2.7	3	3	5	0	1	26	14.7	
UTAH STATE	01/09/16	*	31	3-10	.300	2-7	.286	4-4	1.000	1	4	5	2.9	1	6	4	0	4	12	14.6	
at UNLV	01/12/16	*	36	2-10	.200	2-5	.400	8-10	.800	1	2	3	2.9	2	3	3	0	0	14	14.5	
WYOMING	1/16/16	*	29	5-10	.500	0-3	.000	3-8	.375	0	2	2	2.8	3	1	3	0	0	13	14.4	
at San José State	1/23/16	dnp	-	-	-	-	-	-	-	-	-	-	-	-	-	-	-	-	-	-	
AIR FORCE	1/27/16	*	20	4-7	.571	1-3	.333	0-1	.000	0	2	2	2.8	5	5	2	0	0	9	14.2	
at Boise State	01/30/16	*	29	4-9	.444	2-6	.333	4-4	1.000	0	1	1	2.7	4	1	1	0	0	14	14.2	
UNLV	2/2/16	*	33	3-12	.250	1-6	.167	4-5	.800	0	6	6	2.9	1	4	3	0	0	11	14.0	
at SAN DIEGO STATE	02-06-16	*	40	3-12	.250	0-3	.000	1-2	.500	2	2	4	2.9	2	2	2	0	2	7	13.7	
at Utah State	02/09/16	*	31	2-10	.200	0-4	.000	1-3	.333	1	2	3	2.9	4	5	3	0	1	5	13.3	
SAN JOSÉ STATE	02/13/16	*	20	1-6	.167	0-5	.000	4-4	1.000	0	0	0	2.8	5	3	2	0	0	6	13.0	
BOISE STATE	2/17/16	*	19	3-8	.375	2-3	.667	0-0	.000	0	2	2	2.8	3	2	4	0	3	8	12.8	
at Air Force	2/20/16	*	32	4-12	.333	2-10	.200	2-3	.667	1	5	6	2.9	0	2	3	0	0	12	12.8	
Totals			26	774	107-303	.353	45-142	.317	73-101	.723	8	67	75	2.9	72	100	85	0	22	332	12.8

Games played: 26
Minutes/game: 29.8
Points/game: 12.8
FG Pct: 35.3
3FG Pct: 31.7
FT Pct: 72.3

Rebounds/game: 2.9
Assists/game: 3.8
Turnovers/game: 3.3
Assist/turnover ratio: 1.2
Steals/game: 0.8

Points: 29 vs. Oral Roberts (12-1-15)

FG: 10 vs. Oral Roberts (12-1-15)

FGA: 20 vs. Oral Roberts (12-1-15)

3FG: 4, Three times

3FGA: 10, Twice

FT: 8, Twice

FTA: 10, Twice

Rebounds: 6, Twice

Assists: 9 vs. New Mexico State (12-16-16)

Blocks:

Steals: 4 vs. Utah State (1-9-16)

Minutes Played: 40 at San Diego State (2-6-16)

CAREER HIGHS

Points: 29 vs. Oral Roberts (12-1-15)

FG: 10 vs. Oral Roberts (12-1-15)

FGA: 20 vs. Oral Roberts (12-1-15)

3FG: 6 vs. Marquette (12-21-13)

3FGA: 10 (3x) Last Time at Air Force (2-20-16)

FT: 8 (3x) Last Time at UNLV (1-12-16)

FTA: 10 (3x) Last Time at UNLV (1-12-16)

Rebounds: 6 (2x) Last Time at Air Force (2-20-16)

Assists: 9 vs. New Mexico State (12-16-16)

Blocks: N/A

Steals: 4 vs. Utah State (1-9-16)

Minutes Played: 40 at San Diego State (2-6-16)

MISCELLANEOUS STATISTICS

	SEASON	CAREER
Double-Digit Scoring	19	30
20+ Point Scoring	4	7
Led Team in Scoring	3	7
Led Team in Assists	18	21
Led Team in Steals	5	6

CAREER STATISTICS

Season	gp-gs	min/avg	Total		3-Point		F-Throws		Rebounds				Scoring							
			fg-fga	pct	fg-fga	pct	ft-fa	pct	off	def	tot	avg	pf	fo	ast	to	blk	stl	pts	avg
2013-14	34-3	677/19.9	75-201	.373	42-117	.359	51-71	.718	9	49	58	1.7	80	1	65	64	0	12	243	7.1
2014-15	3-3	89/29.7	13-35	.371	8-16	.500	17-20	.850	0	4	4	1.3	7	0	11	7	0	2	51	17.0
2015-16	26-26	774/29.8	107-303	.353	45-142	.317	73-101	.723	8	67	75	2.9	72	4	100	85	0	22	332	12.8
TOTAL	63-32	1540/24.4	195-539	.362	95-275	.345	141-192	.734	17	120	137	2.2	159	5	176	156	0	36	626	9.9

THE 2015-16 LOBOS



Jordan Hunter

3

5'11" - 180 lbs. - Freshman - Guard
Beaumont, Texas (Ozen HS)

NOTEWORTHY :

- Made first start of any freshman this season against San Jose State
- Sored 10 against Washington State, first freshman to hit double-digit scoring this season
- District Co-MVP as a senior in high school
- Reached the championship game of the 2015 Texas 5A state tournament

GAME-BY-GAME STATISTICS

SEASON HIGHS

#03 HUNTER, Jordan

Opponent	Date	gs	min	Total		3-Pointers		Free throws		Rebounds				pf	fo	ast	to	blk	stl	pts	avg
				fg-fga	pct	3fg-fga	pct	ft-fa	pct	off	def	tot	avg								
TEXAS SOUTHERN	11/13/15	5	0-1	.000	0-0	.000	0-0	.000	0	0	0	0	0	1	0	0	0	0	0	0	0.0
at New Mexico State	11/15/15	4	1-1	1.000	1-1	1.000	0-0	.000	0	1	1	0.5	0	1	0	0	0	0	3	1.5	
LOYOLA-CHICAGO	11/18/15	11	1-2	.500	0-1	.000	0-0	.000	0	1	1	0.7	0	2	1	0	0	2	1.7		
at USC	11/21/15	2	0-0	.000	0-0	.000	0-0	.000	0	1	1	0.8	0	0	1	0	0	0	1.3		
NICHOLLS STATE	11/25/15	2	1-1	1.000	0-0	.000	0-0	.000	0	1	1	0.8	0	0	1	0	0	2	1.4		
ORAL ROBERTS	12/1/15	4	1-2	.500	0-1	.000	0-0	.000	0	0	0	0.7	0	1	0	0	0	2	1.5		
at Purdue	12/05/15	9	0-1	.000	0-0	.000	0-1	.000	0	0	0	0.6	0	3	1	0	1	0	1.3		
NORTHERN IOWA	12/12/15	15	2-3	.667	2-3	.667	0-0	.000	0	2	2	0.8	1	1	1	1	0	6	1.9		
NEW MEXICO STATE	12/16/15	3	0-2	.000	0-0	.000	0-0	.000	0	1	1	0.8	1	0	0	0	1	0	1.7		
RICE	12/19/15	6	2-4	.500	1-3	.333	0-0	.000	0	1	1	0.8	2	1	3	0	0	5	2.0		
vs Auburn	12-22-15	dnp	-	-	-	-	-	-	-	-	-	-	-	-	-	-	-	-	-		
vs BYU	12-23-15	16	1-2	.500	0-0	.000	0-0	.000	0	1	1	0.8	1	1	2	0	0	2	2.0		
vs Washington State	12-25-15	28	3-6	.500	0-3	.000	4-5	.800	0	2	2	0.9	0	2	0	0	1	10	2.7		
NEVADA	12/30/15	9	0-1	.000	0-0	.000	0-0	.000	0	0	0	0.8	2	2	1	0	0	0	2.5		
at Fresno State	01/02/16	10	1-2	.500	1-1	1.000	0-0	.000	1	2	3	1.0	0	1	2	0	1	3	2.5		
UTAH STATE	01/09/16	7	2-2	1.000	0-0	.000	0-0	.000	0	3	3	1.1	0	1	1	0	3	4	2.6		
at UNLV	01/12/16	8	1-3	.333	0-0	.000	0-0	.000	0	0	0	1.1	0	1	0	0	0	2	2.6		
WYOMING	01/16/16	6	0-0	.000	0-0	.000	0-0	.000	0	2	2	1.1	1	1	0	0	0	0	2.4		
at San José State	1/23/16	18	2-3	.667	1-2	.500	0-0	.000	0	0	0	1.1	3	2	2	0	1	5	2.6		
AIR FORCE	1/27/16	11	0-0	.000	0-0	.000	0-0	.000	1	1	2	1.1	2	1	0	0	0	0	2.4		
at Boise State	01/30/16	15	2-3	.667	1-2	.500	0-0	.000	0	0	0	1.1	3	0	1	0	0	5	2.6		
UNLV	2/2/16	8	0-3	.000	0-0	.000	0-0	.000	1	0	1	1.0	0	1	0	0	1	0	2.4		
at SAN DIEGO STATE	02-06-16	8	1-4	.250	1-2	.500	0-0	.000	0	1	1	1.0	2	1	1	0	1	3	2.5		
at Utah State	02/09/16	3	0-2	.000	0-1	.000	0-0	.000	0	0	0	1.0	0	1	2	0	0	0	2.3		
SAN JOSÉ STATE	02/13/16	11	0-2	.000	0-1	.000	1-2	.500	0	1	1	1.0	1	2	1	0	1	1	2.3		
BOISE STATE	2/17/16	20	2-2	1.000	2-2	1.000	0-0	.000	0	1	1	1.0	2	2	1	0	2	6	2.4		
at Air Force	2/20/16	5	0-0	.000	0-0	.000	0-0	.000	0	0	0	1.0	1	1	0	0	0	0	2.3		
Totals		1	244	23-52	.442	10-23	.435	5-8	.625	3	22	25	1.0	21	31	23	1	13	61	2.3	

Games played: 26
Minutes/game: 9.4
Points/game: 2.3
FG Pct: 44.2
3FG Pct: 43.5
FT Pct: 62.5

Rebounds/game: 1.0
Assists/game: 1.2
Turnovers/game: 0.9
Assist/turnover ratio: 1.3
Steals/game: 0.5
Blocks/game: 0.0

Points: 10 vs. Washington State (12-25-15)

FG: 3 vs. Washington State (12-25-15)

FGA: 5 vs. Washington State (12-25-15)

3FG: 2, Twice

3FGA: 3, Three times

FT: 4 vs. Washington State (12-25-15)

FTA: 5 vs. Washington State (12-25-15)

Rebounds: 3, Twice

Assists: 2, Five times

Blocks: 1 vs. Northern Iowa (12-12-15)

Steals: 3 vs. Utah State (1-9-16)

Minutes Played: 28 vs. Washington State (12-25-15)

CAREER HIGHS

MISCELLANEOUS STATISTICS

	SEASON	CAREER
Double-Digit Scoring	1	1
Led Team in Blocks	1	1
Led Team in Assists	1	1

CAREER STATISTICS

Season	gp-gs	min/avg	Total		3-Point		F-Throws		Rebounds				Scoring							
			fg-fga	pct	fg-fga	pct	ft-fa	pct	off	def	tot	avg	pf	fo	ast	to	blk	stl	pts	avg
2015-16	26-1	244/9.4	23-52	.442	10-23	.435	5-8	.625	3	22	25	1.0	21	0	31	23	1	13	61	2.3
TOTAL	26-1	244/9.4	23-52	.442	10-23	.435	5-8	.625	3	22	25	1.0	21	0	31	23	1	13	61	2.3

THE 2015-16 LOBOS



Elijah Brown

6'4" - 200 lbs. - RS-Sophomore - Guard
Orange County, Calif. (Butler)

4

NOTEWORTHY :

- 3x Mountain West Conference Player of the Week
- Scored 13 points in final four minutes against Boise State
- 33 points against San Jose State is school record off the bench
- 15-for-15 FT shooting vs. Nevada was one short of school record
- Son of former NBA head coach Mike Brown

GAME-BY-GAME STATISTICS

SEASON HIGHS

#04 BROWN, Elijah

Opponent	Date	gs	min	Total		3-Pointers		Free throws		Rebounds				pts	avg						
				fg-fga	pct	3fg-fga	pct	ft-fa	pct	off	def	tot	avg			pf	a	tlo	blk	stl	
TEXAS SOUTHERN	11/13/15	*	24	6-9	.667	2-5	.400	2-3	.667	1	2	3	3.0	2	6	1	1	1	16	16.0	
at New Mexico State	11/15/15	*	35	8-17	.471	2-7	.286	13-14	.929	2	4	6	4.5	2	2	2	0	0	31	23.5	
LOYOLA-CHICAGO	11/18/15	*	30	2-6	.333	0-3	.000	2-2	1.000	0	5	5	4.7	2	3	4	0	1	6	17.7	
at USC	11/21/15	*	36	6-21	.286	4-12	.333	2-2	1.000	0	5	5	4.8	2	0	0	0	1	18	17.8	
NICHOLLS STATE	11/25/15	*	30	5-12	.417	2-9	.222	6-6	1.000	2	7	9	5.6	2	5	2	0	2	18	17.8	
ORAL ROBERTS	12/1/15	*	34	5-12	.417	4-9	.444	1-2	.500	2	5	7	5.8	2	5	1	0	2	15	17.3	
at Purdue	12/05/15	*	34	6-12	.500	3-5	.600	6-7	.857	0	4	4	5.6	2	3	5	0	1	21	17.9	
NORTHERN IOWA	12/12/15	*	38	9-15	.600	2-6	.333	5-6	.833	0	7	7	5.8	2	2	1	0	1	25	18.8	
NEW MEXICO STATE	12/16/15	*	34	7-14	.500	3-6	.500	3-5	.600	1	7	8	6.0	1	6	2	0	1	20	18.9	
RICE	12/19/15	*	30	5-13	.385	3-9	.333	8-9	.889	0	5	5	5.9	2	2	3	0	1	21	19.1	
vs Auburn	12-22-15	*	35	10-17	.588	6-9	.667	7-9	.778	0	7	7	6.0	4	0	5	0	1	33	20.4	
vs BYU	12-23-15	*	33	3-11	.273	2-6	.333	8-10	.800	0	3	3	5.8	2	2	1	0	0	16	20.0	
vs Washington State	12-25-15	*	35	4-14	.286	0-4	.000	7-8	.875	1	6	7	5.8	2	2	5	0	1	15	19.6	
NEVADA	12/30/15	*	37	4-12	.333	1-5	.200	15-15	1.000	1	4	5	5.8	2	4	5	0	3	24	19.9	
at Fresno State	01/02/16	*	25	2-4	.500	1-3	.333	7-7	1.000	0	3	3	5.6	3	3	6	0	0	12	19.4	
UTAH STATE	01/09/16	*	33	6-10	.600	2-4	.500	4-4	1.000	0	6	6	5.6	2	5	2	0	0	18	19.3	
at UNLV	01/12/16	*	37	10-20	.500	3-7	.429	1-2	.500	0	10	10	5.9	3	1	0	0	1	24	19.6	
WYOMING	1/16/16	*	24	4-9	.444	1-3	.333	4-7	.571	1	4	5	5.8	4	0	2	0	1	13	19.2	
at San Jose State	1/23/16	*	28	10-15	.667	4-5	.800	9-9	1.000	1	5	6	5.8	2	2	4	0	2	33	19.9	
AIR FORCE	1/27/16	*	25	5-8	.625	4-6	.667	3-5	.600	0	3	3	5.7	2	2	5	0	0	17	19.8	
at Boise State	01/30/16	*	37	7-15	.467	4-7	.571	12-14	.857	1	4	5	5.7	0	5	3	0	0	30	20.3	
UNLV	2/2/16	*	39	6-16	.375	2-6	.333	12-12	1.000	3	2	5	5.6	1	4	6	0	2	26	20.5	
at SAN DIEGO STATE	02-06-16	*	43	4-20	.200	3-12	.250	12-14	.857	1	3	4	5.6	1	5	1	0	1	23	20.7	
at Utah State	02/09/16	*	34	7-16	.438	4-10	.400	4-4	1.000	0	1	1	5.4	4	5	1	0	1	22	20.7	
SAN JOSE STATE	02/13/16	*	34	5-15	.333	2-7	.286	9-10	.900	1	2	3	5.3	3	4	4	1	2	21	20.7	
BOISE STATE	2/17/16	*	35	7-17	.412	4-7	.571	8-12	.667	0	6	6	5.3	1	1	3	0	0	26	20.9	
at Air Force	2/20/16	*	37	10-20	.500	7-17	.412	5-8	.625	0	4	4	5.3	1	2	5	0	2	32	21.3	
Totals			24	896	163-370	.441	75-189	.397	175-206	.850	18	124	142	5.3	56	81	79	2	28	576	21.3

Games played: 27
Minutes/game: 33.2
Points/game: 21.3
FG Pct: 44.1
3FG Pct: 39.7
FT Pct: 85.0

Rebounds/game: 5.3
Assists/game: 3.0
Turnovers/game: 2.9
Assist/turnover ratio: 1.0
Steals/game: 1.0
Blocks/game: 0.1

Points: 33, Twice

FG: 10, Four times

FGA: 21 at USC (11-21-15)

3FG: 7 at Air Force (2-20-16)

3FGA: 13 at Air Force (2-20-16)

FT: 15 vs. Nevada (12-30-15)

FTA: 15 vs. Nevada (12-30-15)

Rebounds: 10 at UNLV (1-12-16)

Assists: 6, Twice

Blocks: 1, Twice

Steals: 3 vs. Nevada (12-30-15)

Minutes Played: 43 at San Diego State (2-6-16)

CAREER HIGHS

MISCELLANEOUS STATISTICS

	SEASON	CAREER
30+ Scoring	5	5
20+ Scoring	16	16
10+ Rebounds	1	1
Double-Doubles	1	1
Double-Digit Scoring	26	26
Led Team in Scoring	18	18
Led Team in Assists	10	10
Led Team in Rebounds	6	6
Led Team in Steals	11	11

CAREER STATISTICS

Season	gp-gs	min/avg	Total		3-Point		F-Throws		Rebounds				Scoring							
			fg-fga	pct	fg-fga	pct	ft-fa	pct	off	def	tot	avg	pf	fo	ast	to	blk	stl	pts	avg
2015-16	27-24	896/33.2	163-370	.441	75-189	.397	175-206	.850	18	124	142	5.3	56	0	81	79	2	28	576	21.3
TOTAL	27-24	896/33.2	163-370	.441	75-189	.397	175-206	.850	18	124	142	5.3	56	0	81	79	2	28	576	21.3

THE 2015-16 LOBOS



Obij Aget

7'1" - 220 lbs. - Junior - Center
Juba, South Sudan (La Lumiere HS)

11

NOTEWORTHY :

- Scored career-high 14 points with 11 boards against Nevada
- 65 percent shooter
- Six games with perfect field goal percentage
- Academic All-MW selection
- From a family of 12 children

GAME-BY-GAME STATISTICS

SEASON HIGHS

#11 AGET, Obij

Opponent	Date	gs	min	Total		3-Pointers		Free throws		Rebounds					pts	avg					
				fg-fga	pct	3fg-fga	pct	ft-fa	pct	off	def	tot	avg	pf			a	t/o	blk	stl	
TEXAS SOUTHERN	11/13/15	*	15	2-2	1.000	0-0	.000	2-2	1.000	3	3	6	6.0	1	0	2	1	0	6	6.0	
at New Mexico State	11/15/15	*	32	3-5	.600	0-0	.000	0-0	.000	4	2	6	6.0	5	0	1	0	0	6	6.0	
LOYOLA-CHICAGO	11/18/15	*	20	4-5	.800	0-0	.000	0-0	.000	1	7	8	6.7	3	1	1	1	0	8	6.7	
at USC	11/21/15	*	39	5-8	.625	0-0	.000	1-2	.500	6	5	11	7.8	2	0	1	4	0	11	7.8	
NICHOLLS STATE	11/25/15	*	16	3-3	1.000	0-0	.000	3-4	.750	2	6	8	7.8	1	0	0	0	0	9	8.0	
ORAL ROBERTS	12/1/15	*	21	2-3	.667	0-0	.000	2-2	1.000	1	2	3	7.0	4	0	4	0	0	6	7.7	
at Purdue	12/05/15	*	10	3-3	1.000	0-0	.000	1-2	.500	0	2	2	6.3	5	0	1	1	0	7	7.6	
NORTHERN IOWA	12/12/15	*	26	3-4	.750	0-0	.000	2-3	.667	2	2	4	6.0	4	0	1	0	0	8	7.6	
NEW MEXICO STATE	12/16/15	*	22	3-3	1.000	0-0	.000	1-1	1.000	0	1	1	5.4	3	0	0	2	1	7	7.6	
RICE	12/19/15	*	22	3-5	.600	0-0	.000	5-8	.625	2	5	7	5.6	2	2	2	5	0	11	7.9	
vs Auburn	12-22-15	*	34	2-2	1.000	0-0	.000	3-4	.750	2	7	9	5.9	2	0	2	2	0	7	7.8	
vs BYU	12-23-15	*	16	1-4	.250	0-0	.000	0-0	.000	3	1	4	5.8	4	0	2	0	0	2	7.3	
vs Washington State	12-25-15	*	32	2-5	.400	0-0	.000	0-0	.000	4	2	6	5.8	2	1	4	2	1	4	7.1	
NEVADA	12/30/15	*	33	7-9	.778	0-0	.000	0-1	.000	6	5	11	6.1	2	0	2	3	3	14	7.6	
at Fresno State	01/02/16	*	30	5-8	.625	0-0	.000	0-0	.000	2	8	10	6.4	4	1	1	3	0	10	7.7	
UTAH STATE	01/09/16	*	25	3-6	.500	0-0	.000	0-0	.000	3	3	6	6.4	2	0	3	1	0	6	7.6	
at UNLV	01/12/16	*	25	4-7	.571	0-0	.000	3-4	.750	3	5	8	6.5	4	0	2	1	0	11	7.8	
WYOMING	1/16/16	*	26	5-8	.625	0-0	.000	1-2	.500	2	3	5	6.4	4	1	1	1	0	11	8.0	
at San José State	1/23/16	*	17	3-3	1.000	0-0	.000	0-0	.000	2	3	5	6.3	3	0	1	0	0	6	7.9	
AIR FORCE	1/27/16	*	18	0-2	.000	0-0	.000	0-0	.000	0	0	0	6.0	3	2	1	1	1	0	7.5	
at Boise State	01/30/16	*	25	3-5	.600	0-0	.000	0-0	.000	3	5	8	6.1	4	1	1	1	0	6	7.4	
UNLV	2/2/16	*	29	5-6	.833	0-0	.000	0-1	.000	1	6	7	6.1	3	0	0	2	0	10	7.5	
at SAN DIEGO STATE	02-06-16	*	19	3-4	.750	0-0	.000	0-0	.000	1	2	3	6.0	4	0	1	1	0	6	7.5	
at Utah State	02/09/16	*	22	1-2	.500	0-0	.000	0-0	.000	0	4	4	5.9	2	1	2	1	0	2	7.3	
SAN JOSÉ STATE	02/13/16	*	15	4-8	.500	0-0	.000	3-3	1.000	2	4	6	5.9	4	0	2	0	0	11	7.4	
BOISE STATE	2/17/16	*	16	0-1	.000	0-0	.000	0-0	.000	1	3	4	5.8	3	0	1	0	0	0	7.1	
at Air Force	2/20/16	*	11	0-0	.000	0-0	.000	0-0	.000	2	2	4	5.8	3	0	2	0	0	0	6.9	
Totals			27	616	79-121	.653	0-0	.000	27-39	.692	58	98	156	5.8	83	10	39	35	6	185	6.9

Games played: 27
Minutes/game: 22.8
Points/game: 6.9
FG Pct: 65.3
FT Pct: 69.2

Rebounds/game: 5.8
Assists/game: 0.4
Turnovers/game: 1.4
Assist/turnover ratio: 0.3
Steals/game: 0.2
Blocks/game: 1.3

Points: 14 vs. Nevada (12-30-15)

FG: 7 vs. Nevada (12-30-15)

FGA: 9 vs. Nevada (12-30-15)

3FG:

3FGA:

FT: 5 vs. Rice (12-19-15)

FTA: 8 vs. Rice (12-19-15)

Rebounds: 11, Twice

Assists: 2, Twice

Blocks: 5 vs. Rice (12-19-15)

Steals: 3 vs. Nevada (12-30-15)

Minutes Played: 39 at USC (11-21-15)

CAREER HIGHS

Points: 14 (3x) Last Time vs. Nevada (12-30-15)

FG: 7 vs. Nevada (12-30-15)

FGA: 11 vs. Wyoming (3-7-15)

3FG: N/A

3FGA: N/A

FT: 5 (2x) Last Time vs. Rice (12-19-15)

FTA: 8 vs. Rice (12-19-15)

Rebounds: 12 (2x) Last Time at Fresno State (2-28-15)

Assists: 2 (2x) Last Time vs. Air Force (1-27-16)

Blocks: 5 vs. Rice (12-19-15)

Steals: 3 (2x) Last Time vs. Nevada (12-30-15)

Minutes Played: 42 vs. Wyoming (3-7-15)

MISCELLANEOUS STATISTICS

	SEASON	CAREER
Led Team in Scoring		4
Double-Digit Scoring	8	16
10+ Rebounds	3	7
Double-Doubles	3	7
Led Team in Rebounding	7	19
Led Team in Blocks	12	29
Led Team in Steals	1	3

CAREER STATISTICS

Season	gp-gs	min/avg	Total		3-Point		F-Throws		Rebounds				Scoring							
			fg-fga	pct	fg-fga	pct	ft-fa	pct	off	def	tot	avg	pf	fo	ast	to	blk	stl	pts	avg
2013-14	28-2	176/6.3	14-26	.538	0-0	.000	7-13	.538	13	24	37	1.3	30	1	2	7	5	1	35	1.3
2014-15	31-31	765/24.7	81-145	.559	0-0	.000	50-77	.649	60	108	168	5.4	80	4	8	43	42	16	212	6.8
2015-16	27-27	616/22.8	79-121	.653	0-0	.000	27-39	.692	58	98	156	5.8	83	2	10	39	35	6	185	6.9
TOTAL	86-60	1557/18.1	174-292	.596	0-0	.000	84-129	.651	131	230	361	4.2	193	7	20	89	82	23	432	5.0

THE 2015-16 LOBOS



Devon Williams
 6'8" - 210 lbs. - RS-Junior - Forward
 Dallas, Texas (Woodrow Wilson HS)

12

NOTEWORTHY :

- Out due to injury
- Decorated prep career at Woodrow Wilson High School
- Academic All-MW selection
- Started 30 games at the forward position in 2014-15

GAME-BY-GAME STATISTICS

SEASON HIGHS

#12 WILLIAMS, Devon

Opponent	Date	gs	min	Total		3-Pointers		Free throws		Rebounds				pf	a	t/o	blk	stl	pts	avg
				fg-fga	pct	3fg-fga	pct	ft-fa	pct	off	def	tot	avg							
TEXAS SOUTHERN	11/13/15	14		0-0	.000	0-0	.000	2-4	.500	0	3	3	3.0	3	0	0	0	1	2	2.0
at New Mexico State	11/15/15	14		0-1	.000	0-0	.000	2-2	1.000	0	0	0	1.5	1	0	1	0	2	2.0	
Totals		0	28	0-1	.000	0-0	.000	4-6	.667	0	3	3	1.5	4	0	1	0	4	2.0	

Games played: 2
 Minutes/game: 14.0
 Points/game: 2.0
 FG Pct: 0.0
 FT Pct: 66.7

Rebounds/game: 1.5
 Turnovers/game: 0.5
 Steals/game: 0.5

Points: 2, Twice

FG:

FGA: 1 at New Mexico State (11-15-15)

3FG:

3FGA:

FT: 2, Twice

FTA: 4 vs. Texas Southern (11-13-15)

Rebounds: 3 vs. Texas Southern (11-13-15)

Assists:

Blocks:

Steals: 1 vs. Texas Southern (11-13-15)

Minutes Played: 14, Twice

CAREER HIGHS

Points: 15 vs. USC (11-30-14)

FG: 7 vs. Wyoming (3-7-15)

FGA: 11 (2x) Last Time vs. Wyoming (3-7-15)

3FG: 1 (5x) Last Time at Wyoming (1-24-15)

3FGA: 5 vs. USC (11-30-14)

FT: 5 (2x) Last Time vs. UNLV (2-21-15)

FTA: 6 (4x) Last Time vs. UNLV (2-21-15)

Rebounds: 10 vs. USC (11-30-14)

Assists: 2 (5x) Last Time vs. Wyoming (3-7-15)

Blocks: 3 (2x) Last Time vs. San Diego State (2-17-15)

Steals: 3 vs. Fresno State (12-31-14)

Minutes Played: 36 (2x) Last Time vs. Wyoming (3-7-15)

MISCELLANEOUS STATISTICS

SEASON

CAREER

Double-Digit Scoring	7
10+ Rebounds	1
Double-Doubles	1
Led Team in Scoring	2
Led Team in Rebounding	2
Led Team in Blocks	6
Led Team in Steals	4
Led Team in Assists	1

CAREER STATISTICS

Season	gp-gs	min/avg	Total		3-Point		F-Throws		Rebounds				Scoring							
			fg-fga	pct	fg-fga	pct	ft-fa	pct	off	def	tot	avg	pf	fo	ast	to	blk	stl	pts	avg
2013-14	5-0	8/1.6	1-1	1.000	0-0	.000	0-0	.000	1	1	2	0.4	6	0	1	1	0	0	2	0.4
2014-15	31-30	701/22.6	75-164	.457	5-19	.263	53-76	.697	48	56	104	3.4	63	1	20	46	20	17	208	6.7
2015-16	2-0	28/14.0	0-1	.000	0-0	.000	4-6	.667	0	3	3	1.5	4	0	0	1	0	1	4	2.0
TOTAL	38-30	737/19.4	76-166	.458	5-19	.263	57-82	.695	49	60	109	2.9	73	1	21	48	20	18	214	5.6

THE 2015-16 LOBOS



Dane Kuiper

14

6'7" - 200 lbs. - Freshman - Guard/Forward
Wasilla, Alaska (Corona del Sol HS (Ariz.))

NOTEWORTHY :

- Set career-highs of 11 points, four rebounds, four assists and two blocks at San Jose State
- Rated as the top player in Arizona for the 2015 recruiting class
- Helped guide Tempe Corona del Sol to a pair of state championships
- One of five NCAA Division I players from the 2014-15 Corona del Sol Aztecs

GAME-BY-GAME STATISTICS

SEASON HIGHS

#14 KUIPER, Dane

Opponent	Date	gs	min	Total		3-Pointers		Free throws		Rebounds				pf	a	t/o	blk	stl	pts	avg
				fg-fga	pct	3fg-fga	pct	ft-fa	pct	off	def	tot	avg							
TEXAS SOUTHERN	11/13/15	8	0-2	.000	0-1	.000	1-2	.500	0	0	0	0	0	1	1	0	1	1	1.0	
at New Mexico State	11/15/15	4	0-0	.000	0-0	.000	0-0	.000	0	0	0	0	0	1	0	0	0	0.5		
LOYOLA-CHICAGO	11/18/15	5	0-0	.000	0-0	.000	0-0	.000	0	1	1	0.3	0	0	0	0	0	0.3		
at USC	11/21/15	dnp	-	-	-	-	-	-	-	-	-	-	-	-	-	-	-	-		
NICHOLLS STATE	11/25/15	6	0-1	.000	0-1	.000	0-0	.000	0	0	0	0.3	1	1	0	0	0	0.3		
ORAL ROBERTS	12/1/15	3	0-0	.000	0-0	.000	0-0	.000	0	1	1	0.4	2	1	0	0	0	0.2		
at Purdue	12/05/15	dnp	-	-	-	-	-	-	-	-	-	-	-	-	-	-	-	-		
NORTHERN IOWA	12/12/15	dnp	-	-	-	-	-	-	-	-	-	-	-	-	-	-	-	-		
NEW MEXICO STATE	12/16/15	7	1-2	.500	0-0	.000	0-0	.000	0	3	3	0.8	2	1	0	0	0	2.5		
RICE	12/19/15	4	1-2	.500	0-0	.000	0-0	.000	0	0	0	0.7	0	0	0	0	0	2.0		
vs Auburn	12-22-15	dnp	-	-	-	-	-	-	-	-	-	-	-	-	-	-	-	-		
vs BYU	12-23-15	3	0-1	.000	0-0	.000	0-0	.000	0	0	0	0.6	0	0	0	0	0	0.6		
vs Washington State	12-25-15	2	0-1	.000	0-0	.000	0-0	.000	0	0	0	0.6	0	0	0	1	0	0.6		
NEVADA	12/30/15	dnp	-	-	-	-	-	-	-	-	-	-	-	-	-	-	-	-		
at Fresno State	01/02/16	dnp	-	-	-	-	-	-	-	-	-	-	-	-	-	-	-	-		
UTAH STATE	01/09/16	14	1-3	.333	0-1	.000	0-0	.000	0	3	3	0.8	0	1	1	0	2	2.0		
at UNLV	01/12/16	5	0-1	.000	0-0	.000	0-0	.000	1	0	1	0.8	0	2	0	0	0	0.6		
WYOMING	1/16/16	dnp	-	-	-	-	-	-	-	-	-	-	-	-	-	-	-	-		
at San José State	1/23/16	28	3-4	.750	2-3	.667	3-3	1.000	0	4	4	1.1	4	2	2	1	11	1.5		
AIR FORCE	1/27/16	9	0-1	.000	0-1	.000	0-0	.000	0	0	0	1.0	0	0	1	0	0	1.4		
at Boise State	01/30/16	6	0-0	.000	0-0	.000	0-0	.000	0	1	1	1.0	1	0	0	0	0	1.3		
UNLV	2/2/16	3	0-0	.000	0-0	.000	0-0	.000	0	0	0	0.9	1	0	0	0	0	1.2		
at SAN DIEGO STATE	02-06-16	4	0-0	.000	0-0	.000	0-0	.000	0	1	1	0.9	0	0	0	0	0	1.1		
at Utah State	02/09/16	6	0-0	.000	0-0	.000	0-0	.000	0	1	1	0.9	0	0	0	0	0	1.1		
SAN JOSÉ STATE	02/13/16	15	2-2	1.000	2-2	1.000	0-0	.000	0	3	3	1.1	1	2	0	2	0	6.3		
BOISE STATE	2/17/16	18	2-4	.500	1-2	.500	2-2	1.000	1	1	2	1.1	1	2	1	1	1	7.6		
at Air Force	2/20/16	15	0-6	.000	0-3	.000	0-0	.000	0	2	2	1.2	5	3	1	0	0	1.6		
Totals		0	165	10-30	.333	5-14	.357	6-7	.857	2	21	23	1.2	18	9	7	5	31	1.6	

Games played: 20
Minutes/game: 8.3
Points/game: 1.6
FG Pct: 33.3
3FG Pct: 35.7
FT Pct: 85.7

Rebounds/game: 1.2
Assists/game: 0.8
Turnovers/game: 0.5
Assist/turnover ratio: 1.8
Steals/game: 0.3
Blocks/game: 0.4

Points: 11 at San Jose State (1-26-16)

FG: 3 at San Jose State (1-26-16)

FGA: 6 at Air Force (2-20-16)

3FG: 2, Twice

3FGA: 3, Twice

FT: 3 at San Jose State (1-26-16)

FTA: 3 at San Jose State (1-26-16)

Rebounds: 4 at San Jose State (1-26-16)

Assists: 4 at San Jose State (1-26-16)

Blocks: 2, Twice

Steals: 2 vs. Utah State (1-9-16)

Minutes Played: 28 at San Jose State (1-26-16)

CAREER HIGHS

MISCELLANEOUS STATISTICS

	SEASON	CAREER
Double-Digit Scoring	1	1
Led Team in Assists	2	2
Led Team in Blocks	1	1

CAREER STATISTICS

Season	gp-gs	min/avg	Total		3-Point		F-Throws		Rebounds				Scoring							
			fg-fga	pct	fg-fga	pct	ft-fa	pct	off	def	tot	avg	pf	fo	ast	to	blk	stl	pts	avg
2015-16	20-0	165/8.3	10-30	.333	5-14	.357	6-7	.857	2	21	23	1.2	18	1	16	9	7	5	31	1.6
TOTAL	20-0	165/8.3	10-30	.333	5-14	.357	6-7	.857	2	21	23	1.2	18	1	16	9	7	5	31	1.6

THE 2015-16 LOBOS



Sam Logwood

20

6'7" - 210 lbs. - Sophomore - Guard/Forward
Indianapolis, Ind. (La Lumiere HS)

NOTEWORTHY :

- Scored double digits against Loyola-Chicago, NMSU and UNLV
- Career highs of three blocks, four steals at San Diego State
- Career highs of seven boards, five assists against Wyoming
- Academic All-MW selection

GAME-BY-GAME STATISTICS

SEASON HIGHS

#20 LOGWOOD, Sam

Opponent	Date	gs	min	Total		3-Pointers		Free throws		Rebounds							pts	avg			
				fg-fga	pct	3fg-fga	pct	ft-fa	pct	off	def	tot	avg	pf	a	t/o			blk	stl	
TEXAS SOUTHERN	11/13/15	*	18	2-4	.500	0-1	.000	1-3	.333	0	3	3	3.0	2	2	0	0	1	5	5.0	
at New Mexico State	11/15/15	*	22	3-7	.429	2-2	1.000	1-1	1.000	4	1	5	4.0	2	0	1	1	0	9	7.0	
LOYOLA-CHICAGO	11/18/15	*	26	5-5	1.000	2-2	1.000	0-0	.000	1	3	4	4.0	2	2	1	2	0	12	8.7	
at USC	11/21/15	*	16	1-5	.200	0-2	.000	0-1	.000	2	4	6	4.5	3	1	3	0	0	2	7.0	
NICHOLLS STATE	11/25/15	*	19	2-4	.500	1-2	.500	1-2	.500	1	3	4	4.4	2	2	4	1	2	6	6.8	
ORAL ROBERTS	12/1/15	*	23	2-5	.400	1-2	.500	1-2	.500	1	1	2	4.0	3	1	0	1	1	6	6.7	
at Purdue	12/05/15	*	27	0-2	.000	0-1	.000	0-0	.000	1	3	4	4.0	5	1	2	0	2	0	5.7	
NORTHERN IOWA	12/12/15	*	22	2-3	.667	1-1	1.000	1-3	.333	3	4	7	4.4	3	1	3	0	0	6	5.8	
NEW MEXICO STATE	12/16/15	*	22	2-5	.400	1-3	.333	5-8	.625	1	3	4	4.3	2	2	0	0	0	10	6.2	
RICE	12/19/15	*	31	1-2	.500	1-2	.500	1-2	.500	0	3	3	4.2	2	2	1	0	2	4	6.0	
vs Auburn	12-22-15	*	34	2-6	.333	0-2	.000	1-1	1.000	1	3	4	4.2	4	3	6	0	1	5	5.9	
vs BYU	12-23-15	*	27	2-4	.500	0-0	.000	0-0	.000	0	1	1	3.9	0	1	2	0	1	4	5.8	
vs Washington State	12-25-15	*	26	3-6	.500	0-1	.000	0-0	.000	0	4	4	3.9	1	3	0	0	0	6	5.8	
NEVADA	12/30/15	*	30	1-5	.200	1-2	.500	2-4	.500	3	2	5	4.0	4	2	2	1	2	5	5.7	
at Fresno State	01/02/16	*	23	3-6	.500	0-0	.000	0-0	.000	0	4	4	4.0	3	2	1	0	1	6	5.7	
UTAH STATE	01/09/16	*	21	3-3	1.000	0-0	.000	2-4	.500	1	0	1	3.8	2	2	2	0	0	8	5.9	
at UNLV	01/12/16	*	29	4-9	.444	1-1	1.000	3-4	.750	3	3	6	3.9	1	1	3	0	1	12	6.2	
WYOMING	1/16/16	*	39	0-5	.000	0-1	.000	1-2	.500	1	6	7	4.1	3	5	2	0	0	1	5.9	
at San Jose State	1/23/16	*	9	1-2	.500	0-0	.000	0-2	.000	0	2	2	4.0	4	2	1	0	0	2	5.7	
AIR FORCE	1/27/16	*	23	3-6	.500	0-1	.000	2-3	.667	0	6	6	4.1	1	2	3	0	0	8	5.9	
at Boise State	01/30/16	*	34	3-5	.600	1-1	1.000	1-2	.500	1	5	6	4.2	3	4	3	0	0	8	6.0	
UNLV	2/2/16	*	33	2-6	.333	0-1	.000	1-2	.500	2	1	3	4.1	2	2	1	1	1	5	5.9	
at SAN DIEGO STATE	02-06-16	*	41	2-9	.222	0-2	.000	0-0	.000	1	5	6	4.2	3	2	2	3	4	4	5.8	
at Utah State	02/09/16	*	25	3-7	.429	1-1	1.000	0-0	.000	2	1	3	4.2	5	3	1	0	1	7	5.9	
SAN JOSE STATE	02/13/16	*	23	2-6	.333	1-2	.500	1-2	.500	1	2	3	4.1	2	1	1	0	0	6	5.9	
BOISE STATE	2/17/16	*	22	3-7	.429	0-2	.000	2-2	1.000	2	1	3	4.1	2	0	0	0	0	8	6.0	
at Air Force	2/20/16	*	23	1-3	.333	0-2	.000	3-3	1.000	0	4	4	4.1	4	4	0	1	1	5	5.9	
Totals			27	688	58-137	.423	14-37	.378	30-53	.566	32	78	110	4.1	70	53	45	11	21	160	5.9

Games played: 27
Minutes/game: 25.5
Points/game: 5.9
FG Pct: .42.3
3FG Pct: .37.8
FT Pct: 56.6

Rebounds/game: 4.1
Assists/game: 2.0
Turnovers/game: 1.7
Assist/turnover ratio: 1.2
Steals/game: 0.8
Blocks/game: 0.4

Points: 12, Twice

FG: 5 vs. Loyola-Chicago (11-18-15)

FGA: 9 at San Diego State (2-6-16)

3FG: 2, Twice

3FGA: 3 vs. New Mexico State (12-16-16)

FT: 5 vs. New Mexico State (12-16-16)

FTA: 8 vs. New Mexico State (12-16-16)

Rebounds: 7, Twice

Assists: 5 vs. Wyoming (1-16-16)

Blocks: 3 at San Diego State (2-6-16)

Steals: 4 at San Diego State (2-6-16)

Minutes Played: 41 at San Diego State (2-6-16)

CAREER HIGHS

Points: 17 vs. Air Force (1-14-15)

FG: 6 (2x) Last Time vs. Air Force (3-11-15)

FGA: 11 vs. Air Force (3-11-15)

3FG: 2 (5x) Last Time vs. Nicholls State (11-25-15)

3FGA: 6 vs. Air Force (3-11-15)

FT: 5 vs. Air Force (1-14-15)

FTA: 6 vs. Air Force (1-14-15)

Rebounds: 7 (3x) Last Time vs. Wyoming (1-16-16)

Assists: 5 vs. Wyoming (1-16-16)

Blocks: 3 at San Diego State (2-6-16)

Steals: 4 at San Diego State (2-6-16)

Minutes Played: 41 at San Diego State (2-6-16)

MISCELLANEOUS STATISTICS

	SEASON	CAREER
Led Team in Scoring		2
Double-Digit Scoring	3	9
Led Team in Rebounding	1	2
Led Team in Steals	7	10
Led Team in Blocks	3	4
Led Team in Assists	4	6

CAREER STATISTICS

Season	gp-gs	min/avg	Total		3-Point		F-Throws		Rebounds				Scoring							
			fg-fga	pct	fg-fga	pct	ft-fa	pct	off	def	tot	avg	pf	fo	ast	to	blk	stl	pts	avg
2014-15	28-16	572/20.4	57-145	.393	17-55	.309	40-55	.727	24	52	76	2.7	46	0	31	29	3	9	171	6.1
2015-16	27-27	688/25.5	58-137	.423	14-37	.378	30-53	.566	32	78	110	4.1	70	2	53	45	11	21	160	5.9
TOTAL	55-43	1260/22.9	115-282	.408	31-92	.337	70-108	.648	56	130	186	3.4	116	2	84	74	14	30	331	6.0

THE 2015-16 LOBOS



Xavier Adams
 6'4" - 205 lbs. - Sophomore - Guard
 Flower Mound, Texas (Edward S. Marcus HS)

21

NOTEWORTHY :

- Team's leading scorer off the bench
- Had a career-high 14 point against Nevada and Air Force
- At least 20 minutes played in four of last five games
- Made first start this season against Wyoming
- Rated among top 15 players in the state of Texas as a high school senior

GAME-BY-GAME STATISTICS

SEASON HIGHS

#21 ADAMS, Xavier

Opponent	Date	gs	min	Total fg-fga	pct	3-Pointers 3fg-fga	pct	Free throws ft-fa	pct	Rebounds off	def	tot	avg	pf	a	tfo	blk	stl	pts	avg
TEXAS SOUTHERN	11/13/15	14	3-4	.750	1-1	1.000	0-0	.000	2	2	4	4.0	4	3	0	0	0	7	7.0	
at New Mexico State	11/15/15	14	1-2	.500	0-1	.000	0-0	.000	1	1	2	3.0	1	0	0	0	0	2	4.5	
LOYOLA-CHICAGO	11/18/15	11	2-4	.500	0-1	.000	3-4	.750	0	3	3	3.0	3	0	0	0	1	7	5.3	
at USC	11/21/15	16	1-6	.167	1-2	.500	2-2	1.000	2	1	3	3.0	1	0	1	0	0	5	5.3	
NICHOLLS STATE	11/25/15	8	2-5	.400	0-2	.000	0-0	.000	1	1	2	2.8	3	0	1	0	1	4	5.0	
ORAL ROBERTS	12/1/15	13	0-2	.000	0-0	.000	0-0	.000	0	0	0	2.3	3	2	0	0	0	0	4.2	
at Purdue	12/05/15	6	0-2	.000	0-1	.000	0-0	.000	1	2	3	2.4	1	1	1	0	1	0	3.6	
NORTHERN IOWA	12/12/15	16	1-2	.500	0-0	.000	0-0	.000	2	1	3	2.5	1	2	1	0	0	2	3.4	
NEW MEXICO STATE	12/16/15	11	2-4	.500	0-1	.000	1-1	1.000	1	1	2	2.4	2	0	1	0	0	5	3.6	
RICE	12/19/15	13	0-0	.000	0-0	.000	3-4	.750	1	2	3	2.5	4	3	0	1	0	3	3.5	
vs Auburn	12-22-15	6	0-0	.000	0-0	.000	0-2	.000	0	0	0	2.3	2	0	1	0	0	0	3.2	
vs BYU	12-23-15	9	0-0	.000	0-0	.000	2-2	1.000	0	0	0	2.1	1	0	2	0	0	2	3.1	
vs Washington State	12-25-15	11	1-2	.500	0-1	.000	2-4	.500	1	2	3	2.2	1	0	0	0	2	4	3.2	
NEVADA	12/30/15	20	4-6	.667	0-0	.000	6-8	.750	2	3	5	2.4	3	2	2	0	0	14	3.9	
at Fresno State	01/02/16	14	1-2	.500	0-1	.000	1-2	.500	0	0	0	2.2	2	2	3	2	2	3	3.9	
UTAH STATE	01/09/16	9	1-4	.250	0-1	.000	0-0	.000	1	1	2	2.2	1	0	0	0	0	2	3.8	
at UNLV	01/12/16	9	1-1	1.000	0-0	.000	1-2	.500	1	1	2	2.2	4	0	1	2	0	3	3.7	
WYOMING	1/16/16	* 18	5-8	.625	0-0	.000	3-4	.750	2	0	2	2.2	3	2	1	1	0	13	4.2	
at San José State	1/23/16	* 12	0-1	.000	0-0	.000	2-4	.500	0	0	0	2.1	3	1	2	0	0	2	4.1	
AIR FORCE	1/27/16	* 21	5-6	.833	1-1	1.000	3-5	.600	1	4	5	2.2	3	3	4	0	2	14	4.6	
at Boise State	01/30/16	9	2-3	.667	0-0	.000	0-0	.000	0	0	0	2.1	3	1	1	0	0	4	4.6	
UNLV	2/2/16	15	2-3	.667	0-0	.000	2-2	1.000	1	3	4	2.2	4	1	1	0	1	6	4.6	
at SAN DIEGO STATE	02-06-16	22	3-5	.600	1-1	1.000	0-0	.000	4	2	6	2.3	4	0	0	1	0	7	4.7	
at Utah State	02/09/16	16	3-5	.600	0-1	.000	2-2	1.000	1	2	3	2.4	4	0	1	1	1	8	4.8	
SAN JOSÉ STATE	02/13/16	22	0-3	.000	0-1	.000	4-8	.500	2	5	7	2.6	2	2	0	0	0	4	4.8	
BOISE STATE	2/17/16	23	2-4	.500	0-1	.000	3-4	.750	2	0	2	2.5	3	2	1	0	0	7	4.9	
at Air Force	2/20/16	21	0-1	.000	0-1	.000	0-0	.000	0	0	0	2.4	5	2	3	0	2	0	4.7	
Totals		3	379	42-85	.494	4-18	.222	40-60	.667	29	37	66	2.4	71	29	28	8	13	128	4.7

Games played: 27
 Minutes/game: 14.0
 Points/game: 4.7
 FG Pct: 49.4
 3FG Pct: 22.2
 FT Pct: 66.7

Rebounds/game: 2.4
 Assists/game: 1.1
 Turnovers/game: 1.0
 Assist/turnover ratio: 1.0
 Steals/game: 0.5
 Blocks/game: 0.3

Points: 14, Twice
FG: 5, Twice
FGA: 8 vs. Wyoming (1-16-16)
3FG: 1, Three times
3FGA: 2, Twice
FT: 6 vs. Nevada (12-30-15)
FTA: 8, Twice
Rebounds: 7 vs. San Jose State (2-13-16)
Assists: 3, Three times
Blocks: 2, Twice
Steals: 2, Three times
Minutes Played: 23 vs. Boise State (2-17-16)

CAREER HIGHS

Points: 14 (2x) Last Time vs. Air Force (1-27-16)
FG: 5 (3x) Last Time vs. Air Force (1-27-16)
FGA: 8 (3x) Last Time vs. Wyoming (1-16-16)
3FG: 2 vs. Fresno State (12-31-14)
3FGA: 4 vs. ULM (12-13-14)
FT: 6 vs. Nevada (12-30-15)
FTA: 8 (2x) Last Time vs. San Jose State (2-13-16)
Rebounds: 7 vs. San Jose State (2-13-16)
Assists: 3 (3x) Last Time vs. Air Force (1-27-16)
Blocks: 2 (2x) Last Time at UNLV (1-12-16)
Steals: 3 at New Mexico State (12-20-14)
Minutes Played: 27 at Grand Canyon (12-23-14)

MISCELLANEOUS STATISTICS

	SEASON	CAREER
Double-Digit Scoring	2	3
Led Team in Steals	5	6
Led Team in Blocks	3	6
Led Tam in Assists	1	1

CAREER STATISTICS

Season	gp-gs	min/avg	Total		3-Point		F-Throws		Rebounds				Scoring							
			fg-fga	pct	fg-fga	pct	ft-fa	pct	off	def	tot	avg	pf	fo	ast	to	blk	stl	pts	avg
2014-15	30-11	357/11.9	35-78	.449	9-31	.290	19-38	.500	20	37	57	1.9	40	1	18	24	9	9	98	3.3
2015-16	27-3	379/14.0	42-85	.494	4-18	.222	40-60	.667	29	37	66	2.4	71	1	29	28	8	13	128	4.7
TOTAL	57-14	736/12.9	77-163	.472	13-49	.265	59-98	.602	49	74	123	2.2	111	2	47	52	17	22	226	4.0

THE 2015-16 LOBOS



Connor Joy

22

6'4" - 195 lbs. - Senior - Guard

Rehoboth, N.M. (Rehoboth Christian School)

NOTEWORTHY :

- Joins the team after three seasons as a manager
- Made a 3-pointer on his first regular season possession
- Played on the varsity team at Rehoboth Christian School from 2009-11
- Was named to the Navajo Times All-Star Team as a senior
- Favorite NBA player of all time is Larry Bird

GAME-BY-GAME STATISTICS

SEASON HIGHS

#22 JOY, Connor

Opponent	Date	gs	min	Total		3-Pointers		Free throws		Rebounds				pf	a	t/o	blk	stl	pts	avg
				fg-fga	pct	3fg-fga	pct	ft-fta	pct	off	def	tot	avg							
TEXAS SOUTHERN	11/13/15		dnp	-	-	-	-	-	-	-	-	-	-	-	-	-	-	-	-	-
at New Mexico State	11/15/15		dnp	-	-	-	-	-	-	-	-	-	-	-	-	-	-	-	-	-
LOYOLA-CHICAGO	11/18/15	1		1-1	1.000	1-1	1.000	0-0	.000	0	0	0	0.0	1	0	1	0	0	3	3.0
at USC	11/21/15		dnp	-	-	-	-	-	-	-	-	-	-	-	-	-	-	-	-	-
NICHOLLS STATE	11/25/15		dnp	-	-	-	-	-	-	-	-	-	-	-	-	-	-	-	-	-
ORAL ROBERTS	12/1/15		dnp	-	-	-	-	-	-	-	-	-	-	-	-	-	-	-	-	-
at Purdue	12/05/15		dnp	-	-	-	-	-	-	-	-	-	-	-	-	-	-	-	-	-
NORTHERN IOWA	12/12/15		dnp	-	-	-	-	-	-	-	-	-	-	-	-	-	-	-	-	-
NEW MEXICO STATE	12/16/15		dnp	-	-	-	-	-	-	-	-	-	-	-	-	-	-	-	-	-
RICE	12/19/15		dnp	-	-	-	-	-	-	-	-	-	-	-	-	-	-	-	-	-
vs Auburn	12-22-15		dnp	-	-	-	-	-	-	-	-	-	-	-	-	-	-	-	-	-
vs BYU	12-23-15		dnp	-	-	-	-	-	-	-	-	-	-	-	-	-	-	-	-	-
vs Washington State	12-25-15		dnp	-	-	-	-	-	-	-	-	-	-	-	-	-	-	-	-	-
NEVADA	12/30/15		dnp	-	-	-	-	-	-	-	-	-	-	-	-	-	-	-	-	-
at Fresno State	01/02/16		dnp	-	-	-	-	-	-	-	-	-	-	-	-	-	-	-	-	-
UTAH STATE	01/09/16		dnp	-	-	-	-	-	-	-	-	-	-	-	-	-	-	-	-	-
at UNLV	01/12/16		dnp	-	-	-	-	-	-	-	-	-	-	-	-	-	-	-	-	-
WYOMING	1/16/16		dnp	-	-	-	-	-	-	-	-	-	-	-	-	-	-	-	-	-
at San José State	1/23/16		dnp	-	-	-	-	-	-	-	-	-	-	-	-	-	-	-	-	-
AIR FORCE	1/27/16	1		0-0	.000	0-0	.000	0-0	.000	0	0	0	0.0	0	0	0	0	0	0	1.5
Totals		0	2	1-1	1.000	1-1	1.000	0-0	.000	0	0	0	0.0	1	0	1	0	0	3	1.5

Games played: 2
Minutes/game: 1.0
Points/game: 1.5
FG Pct: 100.0
3FG Pct: 100.0

Turnovers/game: 0.5

Points: 3 vs. Loyola-Chicago (11-18-15)

FG: 1 vs. Loyola-Chicago (11-18-15)

FGA: 1 vs. Loyola-Chicago (11-18-15)

3FG: 1 vs. Loyola-Chicago (11-18-15)

3FGA: 1 vs. Loyola-Chicago (11-18-15)

FT:

FTA:

Rebounds:

Assists:

Blocks:

Steals:

Minutes Played: 1, Twice

CAREER HIGHS

MISCELLANEOUS STATISTICS

CAREER STATISTICS

Season	gp-gs	min/avg	Total		3-Point		F-Throws		Rebounds				Scoring							
			fg-fga	pct	fg-fga	pct	ft-fta	pct	off	def	tot	avg	pf	fo	ast	to	blk	stl	pts	avg
2015-16	2-0	2/1.0	1-1	1.000	1-1	1.000	0-0	.000	0	0	0	0.0	1	0	0	1	0	0	3	1.5
TOTAL	2-0	2/1.0	1-1	1.000	1-1	1.000	0-0	.000	0	0	0	0.0	1	0	0	1	0	0	3	1.5

THE 2015-16 LOBOS



Joe Furstinger
 6'9" - 215 lbs. - Sophomore - Forward
 Rancho Santa Margarita, Calif. (Santa Margarita HS)

23

NOTEWORTHY :

- Four blocks, two steals and season-high seven rebounds against San Jose State
- Led Lobos in assists against UNLV
- Led all UNM bigs in assists by a wide margin last season
- Played at the same high school as the Warrior's Klay Thompson

GAME-BY-GAME STATISTICS

SEASON HIGHS

#23 FURSTINGER, Joe

Opponent	Date	gs	min	Total		3-Pointers		Free throws		Rebounds				pts	avg					
				fg-fga	pct	3fg-fga	pct	ft-fa	pct	off	def	tot	avg			pf	a	to	blk	stl
TEXAS SOUTHERN	11/13/15	16	2-2	1,000	0-0	.000	1-2	.500	0	2	2	2.0	4	1	2	1	1	5	5.0	
at New Mexico State	11/15/15	9	1-1	1,000	0-0	.000	0-0	.000	0	2	2	2.0	4	0	1	0	0	2	3.5	
LOYOLA-CHICAGO	11/18/15	22	1-2	500	0-0	.000	1-2	.500	0	4	4	2.7	3	1	3	3	2	3	3.3	
at USC	11/21/15	4	0-0	.000	0-0	.000	3-4	.750	0	0	0	2.0	1	0	0	0	0	3	3.3	
NICHOLLS STATE	11/25/15	25	2-3	667	0-0	.000	0-0	.000	0	0	0	1.6	3	0	0	3	2	4	3.4	
ORAL ROBERTS	12/1/15	8	0-3	.000	0-0	.000	1-2	.500	3	2	5	2.2	2	0	0	0	0	1	3.0	
at Purdue	12/05/15	18	1-4	250	0-0	.000	0-2	.000	0	0	0	1.9	3	0	0	1	1	2	2.9	
NORTHERN IOWA	12/12/15	9	2-3	667	0-0	.000	1-1	1.000	1	0	1	1.8	2	0	0	0	1	5	3.1	
NEW MEXICO STATE	12/16/15	12	0-1	.000	0-0	.000	0-0	.000	0	0	0	1.6	4	0	0	0	0	0	2.8	
RICE	12/19/15	13	1-2	500	0-0	.000	3-4	.750	1	4	5	1.9	4	0	1	1	1	5	3.0	
vs Auburn	12-22-15	13	0-2	.000	0-1	.000	0-0	.000	1	1	2	1.9	1	0	1	0	1	0	2.7	
vs BYU	12-23-15	20	1-2	500	0-0	.000	3-4	.750	0	3	3	2.0	4	1	0	0	1	5	2.9	
vs Washington State	12-25-15	7	0-1	.000	0-0	.000	2-2	1.000	0	1	1	1.9	0	0	1	1	0	2	2.8	
NEVADA	12/30/15	5	0-1	.000	0-0	.000	0-0	.000	0	2	2	1.9	1	0	0	0	0	0	2.6	
at Fresno State	01/02/16	5	0-1	.000	0-0	.000	0-0	.000	0	0	0	1.8	0	0	1	0	1	0	2.5	
UTAH STATE	01/09/16	11	0-0	.000	0-0	.000	1-2	.500	0	0	0	1.7	3	0	1	1	0	1	2.4	
at UNLV	01/12/16	12	0-0	.000	0-0	.000	0-0	.000	0	1	1	1.6	3	3	0	0	1	0	2.2	
WYOMING	1/16/16	8	0-2	.000	0-0	.000	0-0	.000	1	2	3	1.7	1	0	0	1	0	0	2.1	
at San José State	1/23/16	23	1-6	.167	0-0	.000	4-3	.720	0	3	7	2.0	0	2	1	4	2	2	2.1	
AIR FORCE	1/27/16	15	1-1	1,000	0-0	.000	0-0	.000	0	4	4	2.1	3	0	2	1	1	2	2.1	
at Boise State	01/30/16	10	0-0	.000	0-0	.000	0-0	.000	0	1	1	2.0	3	1	0	0	0	0	2.0	
UNLV	2/2/16	2	0-0	.000	0-0	.000	0-2	.000	0	0	0	2.0	2	0	0	0	0	0	1.9	
at SAN DIEGO STATE	02-06-16	5	0-2	.000	0-0	.000	0-0	.000	1	0	1	1.9	0	1	0	1	0	0	1.8	
at Utah State	02/09/16	6	0-2	.000	0-0	.000	0-0	.000	0	2	2	1.9	0	0	0	0	0	0	1.8	
SAN JOSÉ STATE	02/13/16	7	0-0	.000	0-0	.000	0-0	.000	1	0	1	1.9	0	0	0	0	0	0	1.7	
BOISE STATE	2/17/16	10	0-0	.000	0-0	.000	0-0	.000	0	1	1	1.8	1	1	0	0	0	0	1.6	
at Air Force	2/20/16	dnp	-	-	-	-	-	-	-	-	-	-	-	-	-	-	-	-	-	
Totals		0	295	13-42	.310	0-1	.000	16-27	.593	13	35	48	1.8	52	11	14	18	15	42	1.6

Games played: 26
 Minutes/game: 11.3
 Points/game: 1.6
 FG Pct: 31.0
 3FG Pct: 0.0
 FT Pct: 59.3

Rebounds/game: 1.8
 Assists/game: 0.4
 Turnovers/game: 0.5
 Assist/turnover ratio: 0.8
 Steals/game: 0.6
 Blocks/game: 0.7

Points: 5, Four times
FG: 2, Three times
FGA: 6 at San Jose State (1-23-16)
3FG:
3FGA: 1, vs. Auburn (12-22-15)
FT: 3, Three times
FTA: 4, Three times
Rebounds: 7 at San Jose State (1-23-16)
Assists: 3, at UNLV (1-12-16)
Blocks: 4 at San Jose State (1-23-16)
Steals: 2, Three times
Minutes Played: 25 vs. Nicholls State (11-25-15)

CAREER HIGHS

Points: 6 (2x) Last Time vs. Fresno State (12-31-14)
FG: 2 (9x) Last Time vs. Northern Iowa (12-12-15)
FGA: 6 (2x) Last Time at San Jose State (1-23-16)
3FG: 1 vs. New Mexico State (12-3-14)
3FGA: 2 at Valparaiso (12-6-14)
FT: 4 at New Mexico State (12-20-14)
FTA: 5 vs. Idaho State (11-14-14)
Rebounds: 8 at Grand Canyon (12-23-14)
Assists: 3 (4x) Last Time at UNLV (1-12-16)
Blocks: 4 at San Jose State (1-23-16)
Steals: 2 (3x) Last Time at San Jose State (1-23-16)
Minutes Played: 26 at Grand Canyon (12-23-14)

MISCELLANEOUS STATISTICS

	SEASON	CAREER
Led Team in Rebounding		1
Led Team in Assists	1	1
Led Team in Blocks	4	8
Led Team in Steals	4	4

CAREER STATISTICS

Season	gp-gs	min/avg	Total		3-Point		F-Throws		Rebounds				Scoring							
			fg-fga	pct	fg-fga	pct	ft-fa	pct	off	def	tot	avg	pf	fo	ast	to	blk	stl	pts	avg
2014-15	29-0	360/12.4	24-67	.358	1-10	.100	20-35	.571	20	37	57	2.0	53	1	22	16	15	4	69	2.4
2015-16	26-0	295/11.3	13-42	.310	0-1	.000	16-27	.593	13	35	48	1.8	52	0	11	14	18	15	42	1.6
TOTAL	55-0	655/11.9	37-109	.339	1-11	.091	36-62	.581	33	72	105	1.9	105	1	33	30	33	19	111	2.0

THE 2015-16 LOBOS



Tim Jacobs
 6'0" - 200 lbs. - Senior - Guard
 Las Cruces, N.M. (Cochise College)

25

NOTEWORTHY:

- Career 2.5/1 assist/turnover ratio
- A perfect 3-for-3 from 3-point range
- Was one short of a career high in assists against USC with eight
- Recruited walk-on that joins UNM after two seasons of junior college ball
- Academic All-MW selection

GAME-BY-GAME STATISTICS

SEASON HIGHS

#25 JACOBS, Tim

Opponent	Date	gs	min	Total		3-Pointers		Free throws		Rebounds				pf	a	t/o	blk	stl	pts	avg
				fg-fga	pct	3fg-fga	pct	ft-fa	pct	off	def	tot	avg							
TEXAS SOUTHERN	11/13/15	10	1-1	1.000	0-0	.000	0-0	.000	0	1	1	1.0	1	0	1	0	1	2	2.0	
at New Mexico State	11/15/15	3	0-1	.000	0-0	.000	2-2	1.000	0	1	1	1.0	0	0	0	0	2	2.0		
LOYOLA-CHICAGO	11/18/15	1	0-0	.000	0-0	.000	0-0	.000	0	0	0	0.7	1	1	0	0	0	1.3		
at USC	11/21/15	22	1-1	1.000	1-1	1.000	0-1	.000	2	1	3	1.3	2	8	0	2	3	1.8		
NICHOLLS STATE	11/25/15	13	0-0	.000	0-0	.000	1-2	.500	0	2	2	1.4	1	3	0	0	1	1.6		
ORAL ROBERTS	12/1/15	14	2-2	1.000	0-0	.000	2-2	1.000	0	2	2	1.5	1	4	1	0	1	6	2.3	
at Purdue	12/05/15	7	0-0	.000	0-0	.000	0-0	.000	0	2	2	1.6	1	1	1	0	0	2.0		
NORTHERN IOWA	12/12/15	5	0-1	.000	0-0	.000	0-0	.000	0	0	0	1.4	0	2	0	0	0	1.8		
NEW MEXICO STATE	12/16/15	5	0-0	.000	0-0	.000	0-0	.000	0	1	1	1.3	2	1	0	0	0	1.6		
RICE	12/19/15	10	0-1	.000	0-0	.000	0-0	.000	0	1	1	1.3	1	2	1	0	2	0	1.4	
vs Auburn	12-22-15	3	0-0	.000	0-0	.000	0-0	.000	0	0	0	1.2	0	0	1	0	0	1.3		
vs BYU	12-23-15	dnp	-	-	-	-	-	-	-	-	-	-	-	-	-	-	-	-	-	
vs Washington State	12-25-15	4	0-0	.000	0-0	.000	0-0	.000	0	0	0	1.1	0	0	2	1	0	0	1.2	
NEVADA	12/30/15	dnp	-	-	-	-	-	-	-	-	-	-	-	-	-	-	-	-	-	
at Fresno State	01/02/16	16	2-3	.667	0-0	.000	0-0	.000	0	2	2	1.2	2	0	2	0	1	4	1.4	
UTAH STATE	01/09/16	6	0-2	.000	0-0	.000	0-0	.000	0	1	1	1.1	1	0	0	0	0	1.3		
at UNLV	01/12/16	dnp	-	-	-	-	-	-	-	-	-	-	-	-	-	-	-	-	-	
WYOMING	1/16/16	7	0-0	.000	0-0	.000	0-0	.000	0	3	3	1.3	0	1	0	0	0	1.2		
at San José State	1/23/16	21	0-1	.000	0-0	.000	0-0	.000	0	3	3	1.4	2	2	5	0	1	0	1.1	
AIR FORCE	1/27/16	8	0-0	.000	0-0	.000	0-0	.000	0	2	2	1.4	2	1	0	0	1	0	1.1	
at Boise State	01/30/16	dnp	-	-	-	-	-	-	-	-	-	-	-	-	-	-	-	-	-	
UNLV	2/2/16	dnp	-	-	-	-	-	-	-	-	-	-	-	-	-	-	-	-	-	
at SAN DIEGO STATE	02-06-16	dnp	-	-	-	-	-	-	-	-	-	-	-	-	-	-	-	-	-	
at Utah State	02/09/16	9	0-0	.000	0-0	.000	0-0	.000	0	1	1	1.4	1	0	0	0	0	0	1.0	
SAN JOSE STATE	02/13/16	9	1-2	.500	1-1	1.000	0-0	.000	0	2	2	1.4	1	0	0	0	3	1.1		
BOISE STATE	2/17/16	6	0-0	.000	0-0	.000	0-0	.000	0	1	1	1.4	0	2	0	0	1	0	1.1	
at Air Force	2/20/16	12	1-1	1.000	1-1	1.000	0-0	.000	0	1	1	1.4	3	2	0	0	3	1.1		
Totals		0	191	8-16	.500	3-3	1.000	5-7	.714	2	27	29	1.4	22	30	14	1	10	24	1.1

Games played: 21
 Minutes/game: 9.1
 Points/game: 1.1
 FG Pct: 50.0
 3FG Pct: 100.0
 FT Pct: 71.4

Rebounds/game: 1.4
 Assists/game: 1.4
 Turnovers/game: 0.7
 Assist/turnover ratio: 2.1
 Steals/game: 0.5
 Blocks/game: 0.0

Points: 6 vs. Oral Roberts (12-1-15)

FG: 2, Twice

FGA: 3 at Fresno State (1-2-16)

3FG: 1, Three times

3FGA: 1, Three times

FT: 2, Twice

FTA: 2, Three times

Rebounds: 3, Three times

Assists: 8 at USC (11-21-15)

Blocks: 1, vs. Washington State (12-25-15)

Steals: 2, Twice

Minutes Played: 22 at USC (11-21-15)

CAREER HIGHS

Points: 9 (3x) Last Time at Boise State (2-24-15)

FG: 4 (4x) Last Time at Boise State (2-24-15)

FGA: 9 vs. ULM (12-13-14)

3FG: 1 (5x) Last Time at Air Force (2-20-16)

3FGA: 4 vs. ULM (12-13-14)

FT: 5 vs. Fresno State (12-31-14)

FTA: 8 vs. Fresno State (12-31-14)

Rebounds: 9 vs. Wyoming (3-7-15)

Assists: 9 vs. Central Arkansas (12-17-14)

Blocks: 1 (2x) Last Time vs. Washington State (12-25-15)

Steals: 4 vs. New Mexico State (12-3-14)

Minutes Played: 43 vs. Wyoming (3-7-15)

MISCELLANEOUS STATISTICS

	SEASON	CAREER
Led Team in Assists	2	14
Led Team in Steals	2	6
Led Team in Rebounding		2

CAREER STATISTICS

Season	gp-gs	min/avg	Total		3-Point		F-Throws		Rebounds				pf	fo	ast	to	blk	stl	Scoring	
			fg-fga	pct	fg-fga	pct	ft-fa	pct	off	def	tot	avg							pts	avg
2014-15	29-2	605/20.9	38-80	.475	2-21	.095	23-42	.548	5	67	72	2.5	30	0	87	32	1	15	101	3.5
2015-16	21-0	191/9.1	8-16	.500	3-3	1.000	5-7	.714	2	27	29	1.4	22	0	30	14	1	10	24	1.1
TOTAL	50-2	796/15.9	46-96	.479	5-24	.208	28-49	.571	7	94	101	2.0	52	0	117	46	2	25	125	2.5

THE 2015-16 LOBOS



Adam Cumber

30

6'2" - 185 lbs. - RS-Freshman - Guard
Albuquerque, N.M. (Sandia HS)

NOTEWORTHY :

- Took first shot attempt this year against Air Force
- Had decorated prep career at Sandia High School
- 5A Second Team All-State selection for the Matadors as a senior
- Led the state of New Mexico in assists as a senior
- Lists Stephen Curry as favorite basketball player

GAME-BY-GAME STATISTICS

SEASON HIGHS

#30 CUMBER, Adam

Opponent	Date	gs	min	Total		3-Pointers		Free throws		Rebounds				pf	a	t/o	blk	stl	pts	avg
				fg-fga	pct	3fg-fga	pct	ft-fga	pct	off	def	tot	avg							
TEXAS SOUTHERN	11/13/15	dnp	-	-	-	-	-	-	-	-	-	-	-	-	-	-	-	-	-	-
at New Mexico State	11/15/15	dnp	-	-	-	-	-	-	-	-	-	-	-	-	-	-	-	-	-	-
LOYOLA-CHICAGO	11/18/15	1	0-0	.000	0-0	.000	0-0	.000	0	0	0	0.0	0	0	0	0	0	0	0	0.0
at USC	11/21/15	dnp	-	-	-	-	-	-	-	-	-	-	-	-	-	-	-	-	-	-
NICHOLLS STATE	11/25/15	dnp	-	-	-	-	-	-	-	-	-	-	-	-	-	-	-	-	-	-
ORAL ROBERTS	12/1/15	dnp	-	-	-	-	-	-	-	-	-	-	-	-	-	-	-	-	-	-
at Purdue	12/05/15	dnp	-	-	-	-	-	-	-	-	-	-	-	-	-	-	-	-	-	-
NORTHERN IOWA	12/12/15	dnp	-	-	-	-	-	-	-	-	-	-	-	-	-	-	-	-	-	-
NEW MEXICO STATE	12/16/15	dnp	-	-	-	-	-	-	-	-	-	-	-	-	-	-	-	-	-	-
RICE	12/19/15	dnp	-	-	-	-	-	-	-	-	-	-	-	-	-	-	-	-	-	-
vs Auburn	12-22-15	dnp	-	-	-	-	-	-	-	-	-	-	-	-	-	-	-	-	-	-
vs BYU	12-23-15	dnp	-	-	-	-	-	-	-	-	-	-	-	-	-	-	-	-	-	-
vs Washington State	12-25-15	dnp	-	-	-	-	-	-	-	-	-	-	-	-	-	-	-	-	-	-
NEVADA	12/30/15	dnp	-	-	-	-	-	-	-	-	-	-	-	-	-	-	-	-	-	-
at Fresno State	01/02/16	dnp	-	-	-	-	-	-	-	-	-	-	-	-	-	-	-	-	-	-
UTAH STATE	01/09/16	dnp	-	-	-	-	-	-	-	-	-	-	-	-	-	-	-	-	-	-
at UNLV	01/12/16	dnp	-	-	-	-	-	-	-	-	-	-	-	-	-	-	-	-	-	-
WYOMING	1/16/16	dnp	-	-	-	-	-	-	-	-	-	-	-	-	-	-	-	-	-	-
at San José State	1/23/16	dnp	-	-	-	-	-	-	-	-	-	-	-	-	-	-	-	-	-	-
AIR FORCE	1/27/16	1	0-1	.000	0-1	.000	0-0	.000	0	0	0	0.0	0	0	0	0	0	0	0	0.0
Totals		0	2	0-1	.000	0-1	.000	0-0	.000	0	0	0	0.0	0	0	0	0	0	0	0.0

Games played: 2
Minutes/game: 1.0
FG Pct: 0.0
3FG Pct: 0.0

Points:

FG:

FGA: 1 vs. Air Force (1-27-16)

3FG:

3FGA: 1 vs. Air Force (1-27-16)

FT:

FTA:

Rebounds:

Assists:

Blocks:

Steals:

Minutes Played: 1, Twice

CAREER HIGHS

MISCELLANEOUS STATISTICS

CAREER STATISTICS

Season	gp-gs	min/avg	Total		3-Point		F-Throws		Rebounds				Scoring							
			fg-fga	pct	fg-fga	pct	ft-fga	pct	off	def	tot	avg	pf	fo	ast	to	blk	stl	pts	avg
2015-16	2-0	2/1.0	0-1	.000	0-1	.000	0-0	.000	0	0	0	0.0	0	0	0	0	0	0	0	0.0
TOTAL	2-0	2/1.0	0-1	.000	0-1	.000	0-0	.000	0	0	0	0.0	0	0	0	0	0	0	0	0.0

THE 2015-16 LOBOS



Anthony Mathis
 6'3" - 170 lbs. - Freshman - Guard
 West Linn, Ore. (West Linn HS)

31

NOTEWORTHY :

- Scored 16 points in 15 minutes, both career bests, against Air Force
- Scored seven points against both Nicholls State and Utah State
- Part of back-to-back-to-back 6A Oregon state championships
- 6A Second Team All-State as a senior
- First Team All-State selection as a junior

GAME-BY-GAME STATISTICS

SEASON HIGHS

#31 MATHIS, Anthony

Opponent	Date	gs	min	Total		3-Pointers		Free throws		Rebounds				pts	avg					
				fg-fga	pct	3fg-fga	pct	ft-fga	pct	off	def	tot	avg							
TEXAS SOUTHERN	11/13/15	13	0-4	.000	0-3	.000	0-0	.000	0	0	0	0.0	3	2	2	0	1	0	0.0	
at New Mexico State	11/15/15	3	0-1	.000	0-1	.000	0-0	.000	0	0	0	0.0	1	0	0	0	1	0	0.0	
LOYOLA-CHICAGO	11/18/15	5	0-0	.000	0-0	.000	3-3	1.000	0	0	0	0.0	1	0	1	0	0	3	1.0	
at USC	11/21/15	2	1-1	1.000	1-1	1.000	0-0	.000	0	0	0	0.0	1	0	1	0	0	3	1.5	
NICHOLLS STATE	11/25/15	14	2-7	.286	1-6	.167	2-3	.667	0	1	1	0.2	2	1	1	0	0	7	2.6	
ORAL ROBERTS	12/1/15	7	1-1	1.000	1-1	1.000	0-0	.000	0	0	0	0.2	1	1	0	0	0	3	2.7	
at Purdue	12/05/15	6	0-0	.000	0-0	.000	0-0	.000	0	2	2	0.4	0	0	1	1	0	0	2.3	
NORTHERN IOWA	12/12/15	2	1-1	1.000	1-1	1.000	0-0	.000	0	0	0	0.4	1	0	0	0	0	3	2.4	
NEW MEXICO STATE	12/16/15	5	1-4	.250	0-3	.000	0-0	.000	0	0	0	0.3	1	0	0	0	0	2	2.3	
RICE	12/19/15	7	0-3	.000	0-2	.000	0-0	.000	0	1	1	0.4	0	1	0	0	0	0	2.1	
vs Auburn	12-22-15	3	1-1	1.000	0-0	.000	0-0	.000	0	1	1	0.5	1	0	0	0	0	2	2.1	
vs BYU	12-23-15	14	2-5	.400	1-3	.333	0-0	.000	0	0	0	0.4	0	1	0	0	1	5	2.3	
vs Washington State	12-25-15	5	0-0	.000	0-0	.000	0-0	.000	0	0	0	0.4	1	1	0	0	0	0	2.2	
NEVADA	12/30/15	3	0-0	.000	0-0	.000	0-0	.000	0	0	0	0.4	2	1	0	0	0	0	2.0	
at Fresno State	01/02/16	5	0-0	.000	0-0	.000	0-0	.000	0	1	1	0.4	2	1	0	1	0	1	1.9	
UTAH STATE	01/09/16	8	1-2	.500	1-2	.500	0-0	.000	1	0	1	0.4	1	0	1	0	0	3	1.9	
at UNLV	01/12/16	6	0-0	.000	0-0	.000	0-0	.000	0	1	1	0.5	2	0	1	0	0	0	1.8	
WYOMING	1/16/16	3	0-0	.000	0-0	.000	0-0	.000	0	0	0	0.4	1	0	0	0	0	0	1.7	
at San José State	1/23/16	10	0-1	.000	0-0	.000	0-0	.000	0	0	0	0.4	2	0	0	0	1	0	1.6	
AIR FORCE	1/27/16	15	4-5	.800	3-4	.750	5-5	1.000	1	1	2	0.5	1	0	0	0	0	16	2.4	
at Boise State	01/30/16	dnp	-	-	-	-	-	-	-	-	-	-	-	-	-	-	-	-	-	
UNLV	2/2/16	1	0-0	.000	0-0	.000	0-0	.000	0	1	1	0.5	0	0	2	0	0	0	2.2	
at SAN DIEGO STATE	02-06-16	dnp	-	-	-	-	-	-	-	-	-	-	-	-	-	-	-	-	-	
at Utah State	02/09/16	8	2-3	.667	2-2	1.000	1-1	1.000	0	1	1	0.5	0	0	1	0	0	7	2.5	
SAN JOSE STATE	02/13/16	8	0-1	.000	0-1	.000	0-0	.000	0	1	1	0.6	0	0	0	0	0	0	2.3	
BOISE STATE	2/17/16	dnp	-	-	-	-	-	-	-	-	-	-	-	-	-	-	-	-	-	
at Air Force	2/20/16	6	1-3	.333	1-3	.333	0-0	.000	0	0	0	0.5	2	0	0	0	0	3	2.4	
Totals		0	159	17-43	.395	12-33	.364	11-12	.917	2	11	13	0.5	25	8	12	0	6	57	2.4

Games played: 24
 Minutes/game: 6.6
 Points/game: 2.4
 FG Pct: 39.5
 3FG Pct: 36.4
 FT Pct: 91.7

Rebounds/game: 0.5
 Assists/game: 0.3
 Turnovers/game: 0.5
 Assist/turnover ratio: 0.7
 Steals/game: 0.3

Points: 16 vs. Air Force (1-27-16)

FG: 4 vs. Air Force (1-27-16)

FGA: 7 vs. Nicholls State (11-25-15)

3FG: 3 vs. Air Force (1-27-16)

3FGA: 4 vs. Air Force (1-27-16)

FT: 5 vs. Air Force (1-27-16)

FTA: 5 vs. Air Force (1-27-16)

Rebounds: 2, Twice

Assists: 2 vs. Texas Southern (11-13-15)

Blocks:

Steals: 1, Six times

Minutes Played: 15 vs. Air Force (1-27-16)

CAREER HIGHS

MISCELLANEOUS STATISTICS

	SEASON	CAREER
Double Digit Scoring	1	1
Led Team in Steals	2	2

CAREER STATISTICS

Season	gp-gs	min/avg	Total		3-Point		F-Throws			Rebounds				Scoring						
			fg-fga	pct	fg-fga	pct	ft-fga	pct	off	def	tot	avg	pf	fo	ast	to	blk	stl	pts	avg
2015-16	24-0	159/6.6	17-43	.395	12-33	.364	11-12	.917	2	11	13	0.5	25	0	8	12	0	6	57	2.4
TOTAL	24-0	159/6.6	17-43	.395	12-33	.364	11-12	.917	2	11	13	0.5	25	0	8	12	0	6	57	2.4

THE 2015-16 LOBOS



Tim Williams
 6'8" - 240 lbs. - RS-Junior - Forward
 Flossmoor, Ill. (Samford)

32

NOTEWORTHY :

- Has scored 21 points or more in five of last nine games
- 1,488 career points scored
- Leading the Mountain West at 60% shooting
- Recorded five double-doubles, three straight from 11/21-12/1
- All-Southern Conference First Team in 2013-14 at Samford

GAME-BY-GAME STATISTICS

SEASON HIGHS

#32 WILLIAMS, Tim

Opponent	Date	gs	min	Total		3-Pointers		Free throws		Rebounds				pf	a	t/o	blk	stl	pts	avg	
				fg-fga	pct	3fg-fga	pct	ft-fa	pct	off	def	tot	avg								
TEXAS SOUTHERN	11/13/15	*	29	7-8	.875	0-0	.000	3-4	.750	1	4	5	5.0	2	0	0	2	0	17	17.0	
at New Mexico State	11/15/15	*	16	4-8	.500	0-0	.000	0-0	.000	2	2	4	4.5	4	0	1	1	0	8	12.5	
LOYOLA-CHICAGO	11/18/15	*	33	10-14	.714	0-0	.000	2-4	.500	4	3	7	5.3	0	4	1	2	0	22	15.7	
at USC	11/21/15	*	37	12-21	.571	0-0	.000	1-1	1.000	9	6	15	7.8	3	1	3	1	1	25	18.0	
NICHOLLS STATE	11/25/15	*	29	3-8	.375	0-0	.000	4-4	1.000	3	9	12	8.6	1	2	1	0	1	10	16.4	
ORAL ROBERTS	12/1/15	*	34	10-15	.667	0-0	.000	3-6	.500	2	10	12	9.2	0	0	3	2	1	23	17.5	
at Purdue	12/05/15	*	37	3-12	.250	0-0	.000	2-2	1.000	1	6	7	8.9	2	1	1	2	1	8	16.1	
NORTHERN IOWA	12/12/15	*	35	6-11	.545	0-0	.000	7-9	.778	0	6	6	8.5	1	2	3	1	0	19	16.5	
NEW MEXICO STATE	12/16/15	*	33	9-15	.600	0-0	.000	0-0	.000	3	4	7	8.3	3	1	3	1	2	18	16.7	
RICE	12/19/15	*	31	9-12	.750	0-0	.000	0-0	.000	4	5	9	8.4	0	2	2	1	0	18	16.8	
vs Auburn	12-22-15	*	34	4-9	.444	0-0	.000	2-5	.400	0	4	4	8.0	3	2	0	0	0	10	16.2	
vs BYU	12-23-15	*	31	8-11	.727	0-0	.000	0-2	.000	1	7	8	8.0	2	0	0	1	0	16	16.2	
vs Washington State	12-25-15	*	34	6-11	.545	0-0	.000	4-5	.800	0	1	1	7.5	4	1	1	1	2	16	16.2	
NEVADA	12/30/15	*	25	9-13	.692	0-0	.000	2-2	1.000	2	2	4	7.2	4	1	2	0	1	20	16.4	
at Fresno State	01/02/16	*	37	4-7	.571	0-0	.000	5-8	.625	3	6	9	7.3	3	2	2	2	1	13	16.2	
UTAH STATE	01/09/16	*	34	9-13	.692	0-0	.000	3-5	.600	2	6	8	7.4	2	1	0	2	1	21	16.5	
at UNLV	01/12/16	*	33	2-9	.222	0-0	.000	4-6	.667	1	5	6	7.3	5	1	2	0	0	8	16.0	
WYOMING	1/16/16	*	40	7-11	.636	0-0	.000	3-4	.750	2	7	9	7.4	3	2	1	0	0	17	16.1	
at San José State	1/23/16	*	32	10-19	.526	0-0	.000	2-4	.500	4	6	10	7.5	2	1	1	1	1	22	16.4	
AIR FORCE	1/27/16	*	31	6-8	.750	0-0	.000	4-5	.800	2	8	10	7.7	1	2	2	2	2	16	16.4	
at Boise State	01/30/16	*	35	7-10	.700	0-0	.000	7-8	.875	0	7	7	7.6	2	0	2	1	0	21	16.6	
UNLV	2/2/16	*	37	10-15	.667	0-0	.000	9-12	.750	1	7	8	7.6	1	1	2	2	1	29	17.1	
at SAN DIEGO STATE	02-06-16	*	43	8-15	.533	0-0	.000	5-7	.714	3	4	7	7.6	0	2	1	1	0	21	17.3	
at Utah State	02/09/16	*	40	9-12	.750	0-0	.000	3-6	.500	4	3	7	7.6	2	0	0	0	0	21	17.5	
SAN JOSÉ STATE	02/13/16	*	36	7-8	.875	0-0	.000	2-6	.333	2	7	9	7.6	3	1	0	2	1	16	17.4	
BOISE STATE	2/17/16	*	31	4-8	.500	0-0	.000	10-13	.769	0	6	6	7.6	3	0	2	4	0	18	17.4	
at Air Force	2/20/16	*	38	6-10	.600	0-0	.000	5-9	.556	1	12	13	7.8	1	0	3	0	1	17	17.4	
Totals			27	905	189-313	.604	0-0	.000	92-137	.672	57	153	210	7.8	57	30	39	32	17	470	17.4

Points: 29 vs. UNLV (2-2-16)

FG: 12 at USC (11-21-15)

FGA: 21 at USC (11-21-15)

3FG:

3FGA:

FT: 10 vs. Boise State (2-17-16)

FTA: 13 vs. Boise State (2-17-16)

Rebounds: 15 at USC (11-21-15)

Assists: 4 vs. Loyola-Chicago (11-18-15)

Blocks: 4 vs. Boise State (2-17-16)

Steals: 2, Three times

Minutes Played: 43 at San Diego State (2-6-16)

CAREER HIGHS

Games played: 27
 Minutes/game: 33.5
 Points/game: 17.4
 FG Pct: 60.4
 FT Pct: 67.2

Rebounds/game: 7.8
 Assists/game: 1.1
 Turnovers/game: 1.4
 Assist/turnover ratio: 0.8
 Steals/game: 0.6
 Blocks/game: 1.2

MISCELLANEOUS STATISTICS

	SEASON	CAREER
20+ Points	10	10
Double-Digit Scoring	24	24
10+ Rebounds	6	6
Led Team in Blocks	12	12
Led Team in Scoring	7	7
Led Team in Rebounds	15	15
Led Team in Assists	1	1
Led Team in Steals	3	3

CAREER STATISTICS

Season	gp-gs	min/avg	Total		3-Point		F-Throws		Rebounds				Scoring							
			fg-fga	pct	fg-fga	pct	ft-fa	pct	off	def	tot	avg	pf	fo	ast	to	blk	stl	pts	avg
2015-16	27-27	905/33.5	189-313	.604	0-0	.000	92-137	.672	57	153	210	7.8	57	1	30	39	32	17	470	17.4
TOTAL	27-27	905/33.5	189-313	.604	0-0	.000	92-137	.672	57	153	210	7.8	57	1	30	39	32	17	470	17.4

THE 2015-16 LOBOS



Michael Nesbitt
 6'7" - 220 lbs. - Senior - Forward
 Evansville, Ind. (Missouri S&T)

34

NOTEWORTHY :

- Scored first bucket as a Lobo and pulled in three boards against Air Force
- Averaged 9.6 points, 5.2 rebounds per game in 2014-15 for the Miners
- Shot 42.4 percent (28 of 66) from beyond the arc
- Three-time Academic All-GLVC selection with the Miners
- Working on his MBA at New Mexico

GAME-BY-GAME STATISTICS

SEASON HIGHS

#34 NESBITT, Michael

Opponent	Date	gs	min	Total		3-Pointers		Free throws		Rebounds				pf	a	t/o	blk	stl	pts	avg
				fg-fga	pct	3fg-fga	pct	ft-fta	pct	off	def	tot	avg							
TEXAS SOUTHERN	11/13/15	dnp	-	-	-	-	-	-	-	-	-	-	-	-	-	-	-	-	-	-
at New Mexico State	11/15/15	dnp	-	-	-	-	-	-	-	-	-	-	-	-	-	-	-	-	-	-
LOYOLA-CHICAGO	11/18/15	1	0-0	.000	0-0	.000	0-0	.000	0	0	0	0.0	0	0	0	0	0	0	0	0.0
at USC	11/21/15	dnp	-	-	-	-	-	-	-	-	-	-	-	-	-	-	-	-	-	-
NICHOLLS STATE	11/25/15	dnp	-	-	-	-	-	-	-	-	-	-	-	-	-	-	-	-	-	-
ORAL ROBERTS	12/1/15	dnp	-	-	-	-	-	-	-	-	-	-	-	-	-	-	-	-	-	-
at Purdue	12/05/15	dnp	-	-	-	-	-	-	-	-	-	-	-	-	-	-	-	-	-	-
NORTHERN IOWA	12/12/15	dnp	-	-	-	-	-	-	-	-	-	-	-	-	-	-	-	-	-	-
NEW MEXICO STATE	12/16/15	dnp	-	-	-	-	-	-	-	-	-	-	-	-	-	-	-	-	-	-
RICE	12/19/15	dnp	-	-	-	-	-	-	-	-	-	-	-	-	-	-	-	-	-	-
vs Auburn	12-22-15	dnp	-	-	-	-	-	-	-	-	-	-	-	-	-	-	-	-	-	-
vs BYU	12-23-15	dnp	-	-	-	-	-	-	-	-	-	-	-	-	-	-	-	-	-	-
vs Washington State	12-25-15	dnp	-	-	-	-	-	-	-	-	-	-	-	-	-	-	-	-	-	-
NEVADA	12/30/15	dnp	-	-	-	-	-	-	-	-	-	-	-	-	-	-	-	-	-	-
at Fresno State	01/02/16	dnp	-	-	-	-	-	-	-	-	-	-	-	-	-	-	-	-	-	-
UTAH STATE	01/09/16	1	0-2	.000	0-1	.000	0-0	.000	0	0	0	0.0	0	0	0	0	0	0	0	0.0
at UNLV	01/12/16	dnp	-	-	-	-	-	-	-	-	-	-	-	-	-	-	-	-	-	-
WYOMING	1/16/16	dnp	-	-	-	-	-	-	-	-	-	-	-	-	-	-	-	-	-	-
at San José State	1/23/16	2	0-0	.000	0-0	.000	0-0	.000	0	0	0	0.0	0	0	0	0	0	0	0	0.0
AIR FORCE	1/27/16	2	1-1	1.000	0-0	.000	0-0	.000	2	1	3	0.8	0	0	0	0	0	2	0.5	0.5
Totals		0	6	1-3	.333	0-1	.000	0-0	.000	2	1	3	0.8	0	0	0	0	2	0.5	0.5

Points: 2 vs. Air Force (1-27-16)

FG: 1 vs. Air Force (1-27-16)

FGA: 2 vs. Utah State (1-9-16)

3FG:

3FGA: 1 vs. Utah State (1-9-16)

FT:

FTA:

Rebounds: 3 vs. Air Force (1-27-16)

Assists:

Blocks:

Steals:

Minutes Played: 2, Twice

CAREER HIGHS

Games played: 4
 Minutes/game: 1.5
 Points/game: 0.5
 FG Pct: 33.3
 3FG Pct: 0.0

Rebounds/game: 0.8

MISCELLANEOUS STATISTICS

CAREER STATISTICS

Season	gp-gs	min/avg	Total		3-Point		F-Throws		Rebounds				Scoring							
			fg-fga	pct	fg-fga	pct	ft-fta	pct	off	def	tot	avg	pf	fo	ast	to	blk	stl	pts	avg
2015-16	4-0	6/1.5	1-3	.333	0-1	.000	0-0	.000	2	1	3	0.8	0	0	0	0	0	0	2	0.5
TOTAL	4-0	6/1.5	1-3	.333	0-1	.000	0-0	.000	2	1	3	0.8	0	0	0	0	0	0	2	0.5