THE UNIVERSITY OF NEW MEXICO LOBOS

Men's Basketball Game Notes

@UNMHoops www.GoLobos.com #GoLobos

New Mexico vs. Texas Southern - Friday, Nov. 13, 2015 - 5:30 p.m. (MST) - Albuquerque, N.M. - The Pit

2015-16 SCHEDULE

Date	Opponent	TV	Time/Score
11-3	**CSU-Pueblo (Ex.)**		**W, 96-84**
11-6	**Rogers State (Ex.)**		**W, 80-69**
11-13	**Texas Southern**	**ROOT**	**5:30 p.m.**
11-15	at New Mexico State	Fox Sports SW	7 p.m.
	Mountain West-Missouri Valley Challenge		
11-18	**Loyola-Chicago**	**ROOT**	**7 p.m.**
11-21	at USC	PAC12N	8:30 p.m.
11-25	**Nicholls State**	**ROOT**	**7 p.m.**
12-1	**Oral Roberts**	**ROOT**	**7 p.m.**
12-5	at Purdue	BTN	12:15 p.m.
12-12	**Northern Iowa**	**ESPN3**	**7 p.m.**
12-16	**New Mexico State**	**ESPN3**	**7 p.m.**
12-19	**Rice**	**ROOT**	**6 p.m.**
	Hawaiian Airlines Diamond Head Classic		
12-22	*vs. Auburn*	*ESPNU*	*12:30 p.m.*
12-23	*vs. TBA*	*ESPNU*	*TBA*
12-25	*vs. TBA*	*TBA*	*TBA*
12-30	**Nevada***	**ROOT**	**7 p.m.**
1-2	at Fresno State*	CBSSN	7:30 p.m.
1-9	**Utah State***	**ESPN3**	**4 p.m.**
1-12	at UNLV*	CBSSN	8 p.m.
1-16	**Wyoming***	**CBSSN**	**2 p.m.**
1-23	at San Jose State*	CI	3 p.m.
1-27	**Air Force***	**ROOT**	**7 p.m.**
1-30	at Boise State*	ESPN3	3 p.m.
2-2	**UNLV***	**CBSSN**	**6 p.m.**
2-6	at San Diego State*	CBSSN	2 p.m.
2-9	at Utah State*	CBSSN	8 p.m.
2-13	**San Jose State***	**ROOT**	**4 p.m.**
2-17	**Boise State***	**CBSSN**	**8 p.m.**
2-20	at Air Force*	ROOT	12 p.m.
2-23	at Colorado State*	CBSSN	8 p.m.
2-27	**Fresno State***	**ESPN2**	**TBA**
3-1	**San Diego State***	**CBSSN**	**7:30 p.m.**
3-5	at Nevada*	ROOT	8 p.m.
	Mountain West Tournament		
	(Thomas & Mack Center - Las Vegas, Nev.)		
3-9	*Opening Round*	*MWN*	*TBA*
3-10	*Quarterfinals*	*CBSSN*	*TBA*
3-11	*Semifinals*	*CBSSN*	*TBA*
3-12	*Championship*	*CBS*	*TBA*

BOLD Denotes Home Games
*Denotes Mountain West Game
All times listed are Mountain Times

Game times are subject to change

NEW MEXICO LOBOS

Record: 0-0 (0-0 MW)
Conference: Mountain West
Head Coach: Craig Neal (3rd Season)
Record at UNM: 42-23
Career Record: 42-23

TEXAS SOUTHERN TIGERS

Record: 0-0 (0-0 SWAC)
Conference: Southwestern Athletic
Head Coach: Mike Davis (4th Season)
Record at TSU: 58-42
Career Record: 295-194

Media Information

Tip-Off: 5:35 p.m. (MST)

TV: ROOT Sports
Marc Stout (Play-By-Play)
Dave Bollwinkel (Analyst)
Jenny Cavnar (Sideline Reporter)
Comcast: 261/814 (HD)
DISH: 414
DirecTV: 683

Radio: 770 AM KKOB
Robert Portnoy (Play-By-Play)
Hunter Greene (Analyst)

ESPN Deportes 1450 AM KRZY
Carlos Fourzan (Play-By-Play)
Ben Becerra (Analyst)

ABOUT THE MATCH-UP

- **The Lobos' season-opener on Bob King Court will be the seventh matchup, all in The Pit, between New Mexico and Texas Southern. The series dates back to Nov. 26, 1984, when the Lobos won a close battle, 64-63. The two teams have not met since Nov. 19, 2001, when the Lobos won, 97-51. It was the largest margin of victory in series history.**
- **The lone win for Texas Southern over New Mexico came on Nov. 28, 1994 by a score of 73-67.**
- **Texas Southern was selected to win the Southwestern Athletic Conference, earning 123 points in the conference preseason poll. They had 11 more points than second-place Southern.**
- **David Blanks was named SWAC Preseason Defensive Player of the Year. Chris Thomas and Malcolm Riley were each selected Preseason All-SWAC Second Team.**
- **The Tigers finished 2014-15 with a 22-13 overall record and were 16-2 in the Conference. TSU also won the SWAC tournament title and earned a 15 seed in the 2015 NCAA Tournament.**
- **Mike Davis leads the Tigers after three seasons at the helm. He has led Texas Southern to back-to-back NCAA Tournament appearances. He previously coached at UAB and Indiana.**

NEW MEXICO RETURNERS

Pos.	No.	Name	PPG	RPG	APG	SPEC.
G	1	Cullen Neal (So., 6-4, Albuquerque, N.M.)	0.0	0.0	0.0	3 gp last year
G	4	Elijah Brown (R-So., 6-4, Orange County, Calif.)	0.0	0.0	0.0	9.4 ppg in exhibitions
C	11	Obij Aget (Jr., 7-1, Juba, South Sudan)	0.0	0.0	0.0	1.4 bks/gm last year
G/F	20	Sam Logwood (So., 6-7, Indianapolis, Ind.)	0.0	0.0	0.0	76% FT last year
F	32	Tim Williams (R-Jr., 6-8, Flossmoor, Ill.)	0.0	0.0	0.0	14 ppg in exhibitions

AVAILABLE NEWCOMERS

Pos.	No.	Name	PPG	RPG	APG	PREV.
G	3	Jordan Hunter (Fr., 5-11, Beaumont, Texas)	0.0	0.0	0.0	Ozen HS
F	12	Devon Williams (R-Jr., 6-8,Dallas, Texas)	0.0	0.0	0.0	Woodrow Wilson HS
G/F	14	Dane Kuiper (Fr., 6-7, Wasilla, Alaska)	0.0	0.0	0.0	Corona del Sol HS
G	21	Xavier Adams (So., 6-4, Flower Mound, Texas)	0.0	0.0	0.0	Edward S. Marcus HS
G	22	Connor Joy (Sr., 6-4, Rehoboth, N.M.)	0.0	0.0	0.0	Rehoboth Christian
F	23	Joe Furstinger (So., 6-9, Rancho Santa Margarita, Calif.)	0.0	0.0	0.0	Santa Margarito Catholic HS
G	25	Tim Jacobs (Sr., 6-0, Las Cruces, New Mexico)	0.0	0.0	0.0	Cochise College
G	30	Adam Cumber (R-Fr., 6-2, Albuquerque, N.M.)	0.0	0.0	0.0	Sandia HS
G	31	Anthony Mathis (Fr., 6-3, West Linn, Ore.)	0.0	0.0	0.0	West Linn HS
C	33	Nikola Scekic (Fr., 7-1, Belgrade, Serbia)	0.0	0.0	0.0	MMG Academy
F	34	Michael Nesbitt (Sr., 6-7, Evansville, Ind.)	0.0	0.0	0.0	Missouri S&T

Eugene Canal - Associate Director of Communications - Men's Basketball Contact - ecanal@unm.edu - (Cell) 505-240-7777

MW STANDINGS

Place	School	MW	Overall
1st	Air Force	0-0	0-0
1st	Boise State	0-0	0-0
1st	Colorado State	0-0	0-0
1st	Fresno State	0-0	0-0
1st	Nevada	0-0	0-0
1st	***New Mexico***	0-0	0-0
1st	San Diego State	0-0	0-0
1st	San Jose State	0-0	0-0
1st	UNLV	0-0	0-0
1st	Utah State	0-0	0-0
1st	Wyoming	0-0	0-0

MW PRESEASON POLL

Place	School (1st Place Votes)	Points
1	San Diego State (22)	272
2	Boise State (2)	234
3	Utah State	190
4	UNLV	185
5	Fresno State (1)	182
6	***New Mexico***	***164***
7	Colorado State	144
8	Wyoming	101
9	Nevada	97
10	Air Force	51
11	San José State	30

BY THE NUMBERS

2014-15 Final Statistics

Statistic	All Games	MW Games
Scoring:	62.0 ppg - 7th	60.3 ppg - 9th
Scoring Defense:	60.2 ppg - 4th	61.0 ppg - 4th
Scoring Margin:	+1.8 - 7th	-0.7 - 7th
Field Goal %:	.432 - 7th	.431 - 7th
Def. Field Goal %:	.402 - 4th	.411 - 2nd
3-Point FG %:	.308 - 9th	.333 - 7th
Def. 3-Point FG %:	.314 - 4th	.341 - 4th
Free Throw %:	.658 - 9th	.667 - 8th
Rebounding:	34.9 rpg - 5th	33.9 rpg - 4th
Off. Rebounding%:	.332 - 4th	.317 - 4th
Def. Rebounding%:	.737 - 4th	.761 - 1st
Reb. Margin:	+4.8 rpg - 3rd	+4.9 rpg - 3rd
Assists:	12.8 apg - 6th	12.8 apg - 6th
Turnover Margin:	(-1.0) - 9th	(-1.3) - 9th
Asst/TO Ratio:	1.0 Asst/TO - 7th	1.1 Asst/TO - 7th
Steals:	5.7 spg - 5th	5.4 spg - 8th
Blocks:	4.5 bpg - 4th	3.9 bpg - 4th

OPENING STRONG

Since the 1950-51 season, the New Mexico Lobos are 54-11 (.831) in season openers. That record includes a 46-5 (.902) mark in season openers in Albuquerque. That record is boosted by season-opening wins for the last 12 straight seasons. The last time the Lobos dropped a season-opener was against California on Nov. 23, 2002, 76-68. Despite four of the six games in the New Mexico/Texas Southern series taking place in November, none were season-openers for the Lobos.

NATIONAL SIGNING DAY

Head coach Craig Neal's staff is bringing in two freshmen and one transfer player during the early signing period. Joining the Lobos will be transfer forward Connor MacDougall of South Mountain Community College and previously Arizona State University and Corona Del Sol HS. Also joining is Damien Jefferson of East Chicago Central HS and Aher Uguak of Harry Ainley HS in Edmonton, Canada.

To learn more about the class, tune into ROOT SPORTS' 2015 UNM Men's Basketball NLI show, first airing this Friday, Nov. 13 at 10 p.m. following UNM Hoops' season-opening doubleheader. Comcast viewers can find ROOT SPORTS on channel 261 and 814 in HD. ROOT SPORTS is on channel 414 on DISH and channel 683 on DirectTV. Below is a list of additional airings:

Monday, Nov. 16 at 7 p.m.
Tuesday, Nov. 17 at 6:30 p.m.
Friday, Nov. 20 at 5:30 p.m.
Sunday, Nov. 22 at 11:30 a.m.
Tuesday, Nov. 24 at 7:30 p.m.

HEROES NIGHT

Coach Neal and the Lobos will kick off the 2015-16 season with "Heroes Night" in honor of the current and former men and women who have served our country in the armed services, as well as the first responders of our community. There will be $10 tickets in bench Rows 11-25 & 1-10 while supplies last. You can also use THANKYOU as a promo code and receive the same price for online purchases on http://www.unmtickets.com.

PACE OF PLAY

Last season, the Lobos averaged 62 points per game and held opponents to 60.2 ppg. However, in the two exhibition wins, the Lobos averaged 88 ppg. That huge jump in points is linked to the average amount of possessions per game. Last year, the Lobos averaged just under 63 possessions per game, but in exhibition play, the Lobos averaged 78.1 possessions over two contests. The extra 15 possessions per game can be attributed to the new 30 second shot clock and Neal's desire to play an up tempo style. After two games, the 2015-16 Lobos averaged 112.7 points per 100 possessions.

WELCOME BACK CULLEN

Cullen Neal has not needed time to adjust back to playing at a high level, after serving as the Lobos' leading scorer in two exhibitions. He averaged 26.5 points per game this preseason, shooting 57 percent from the floor (17-for-30), 36 percent from 3-point range (5-for-14) and 88 percent from (14-for-16). He also had 11 assists, nearly twice as much as any other player (only Elijah Brown had more than 5). His best scoring night came against CSU-Pueblo in the first exhibition. He dropped in 33 points, which would have been a career-high had it been a countable contest. Neal appeared in. Neal will enter the 2015-16 season as a redshirt sophomore after being granted an extra year of eligibility following his season-ending ankle injury. Neal sustained his injury in the third game of the season and missed the remaining 28 games.

NEW MEXICO GAME NOTES

BROWN AND WILLIAMS DEBUT

Joining Neal as Lobos coming off a redshirt season are junior Tim Williams and sophomore Elijah Brown. Williams and Brown sat out last season after transferring from Samford University and Butler University respectively. Williams was a two-time All-SoCon selection at the forward position, and he averaged 17.6 points and 7.3 rebounds as a sophomore. The Illinois native also finished the 2013-14 season seventh in the nation in field goal percentage (.603). Brown was the Butler Bulldogs' fourth-leading scorer as a freshman in 2013-14. He tallied 19 points against then No. 11 Villanova. The redshirt sophomore is the son of veteran NBA coach Mike Brown.

In exhibition play, Williams averaged 14 points and six rebounds per game, both the second best marks on the team. He reachd the foul line 18 times, a team-best, and shot nearly 70 percent from the floor. Brown filled up the box score with efficiency, averaging 9.5 points, 4.5 rebounds, three assists and 2.5 steals per game. He was the team's best long range shooter at 42.9 percent shooting from 3-point range.

GETTING IN TIME

Head coach Craig Neal suited up 16 players for exhibition play and used all of his active players at some point. 11 of 16 players faced both CSU-Pueblo and Rogers State, while seven players earned at least one start. 13 of 16 players averaged at least five minutes per contest. Over the two games, 43 different five man combinations were used.

FRESHMEN IN EXHIBITION

All of the team's five freshmen appeared in the two preseason games. Below are the stats for the freshmen against the ThunderWolves and Hillcats:

Adam Cumber: Played the final minute against Rogers State.
Jordan Hunter: 5.5 minutes per game. Three assists, two rebounds and 1 steal.
Dane Kuiper: 12 minutes per game. four points, five rebounds and 1 assist.
Anthony Mathis: 14.5 minutes per game. 13 points total, 3-for-8 from deep.
Nikola Scekic: Nine minutes played against RSU, two points and one rebound.

KNOCKING ON WOOD

New Mexico will enter this season with 16 healthy Lobos after an injury-plagued 2014-15 season that saw five players combine to miss 52 games.

YEAR THREE OF THE CRAIG NEAL ERA

Head coach Craig Neal became the second-fastest coach to 40 wins in UNM history. The Lobo head coach won 40 of his first 53 games as head coach during his first two seasons. Norm Ellenberger picked up his 40th win in his 52nd game as head coach during the 1970's.

2015-16 SCHEDULE

New Mexico's 2015-16 schedule features several marquee match-ups. The Lobos will welcome the likes of Northern Iowa, Loyola-Chicago and Rice to WisePies Arena AKA The Pit while making trips to USC and Purdue. UNM is also part of the field of the 2015 Hawaiian Airlines Diamond Head Classic, which includes Auburn, BYU, Harvard, Hawai'i, Oklahoma and Washington State. The Rio Grande Rivalry with New Mexico State will continue with games in Albuquerque and Las Cruces.

STU WALKER

The Pit will be missing a familiar voice this season after the loss of PA announcer Stu Walker. Walker had been the voice inside the Pit since November of 1995. He also served as the voice of the Lobos for several other sports, as well as for the Albuquerque Isotopes. A moment of silence was held prior to Tuesday's game.

KEN POM.COM

New Mexico in 2014-15

Category	Offense	Defense	D-I Avg
Adj. Efficiency	98.8 244	97.3 74	102.1
Adj. Tempo	62.5 286	64.8	
Avg. Poss. Length	18.9 232	19.4 314	18.4
Four Factors			
Effective FG%:	47.9 221	46.7 76	49.0
Turnover %:	20.2 253	18.6 205	19.1
Off. Reb. %:	33.3 105	26.1 19	31.1
FTA/FGA:	38.4 133	32.8 87	37.1
Miscellaneous Components			
3P%:	30.8 307	31.4 42	34.3
2P%:	48.6 134	46.4 115	47.8
FT%:	65.8 288	70.3 243	69.2
Block%:	9.3 152	14.8 11	9.6
Steal%:	9.6 210	9.1 193	9.4
Style Components			
3PA/FGA:	30.2 272	41.8 339	34.2
A/FGM:	57.9 69	59.7 318	53.2
Defensive Fingerprint:		Some Zone	
Point Distribution (% of total points)			
3-Pointers:	23.1 302	33.8 25	28.5
2-Pointers:	56.0 45	46.4 305	50.8
Free Throws:	20.9 159	19.8 207	20.7
Strength of Schedule			
Components:	102.2 165	102.0 142	102.1
Overall:	.5056 142	.5000	
Non-conference:	.4077 280	.5000	
Personnel			
Bench Minutes:	35.7% 98	32.2%	
Experience:	1.65 yrs 184	1.67	
Effective Height:	+4.3 9	0.0	
Average Height:	78.3" 10	76.7"	

*Number in () indicates national ranking (345 teams)

USA TODAY COACHES POLL

(As of 10-15-2015)

Place	School (1st Place Votes)	Record
1	Kentucky (11)	38-1
1	North Carolina (12)	26-12
3	Maryland (5)	28-7
4	Duke (3)	35-4
5	Kansas (1)	27-9
6	Virginia	30-4
7	Iowa St.	25-9
8	Oklahoma	24-11
9	Villanova	33-3
10	Arizona	34-4
11	Gonzaga	35-3
12	Wichita St.	30-5
13	Michigan St	27-12
14	California	18-15
15	Indiana	20-14
16	Utah	26-9
17	Wisconsin	36-4
18	Notre Dame	32-6
19	Louisiana State	22-11
20	Vanderbilt	21-14
21	Baylor	24-10
22	Butler	23-11
23	West Virginia	25-10
24	Purdue	21-13
24	Connecticut	20-15

Others receiving votes: Michigan 108; Louisville 93; Texas A&M 58; UCLA 48; Georgetown 45; Cincinnati 43; North Carolina State 36; Oregon 33; Texas 29; Xavier 25; Florida State 25; Miami (Fla.) 11; San Diego State 10; Iowa 8; Davidson 5; Boise State 5; Providence 5; Stephen F. Austin 2; Belmont 2; Ohio State 2; Tulsa 1; Dayton 1; Old Dominion 1; Marquette 1.

HEAD-TO-HEAD HISTORY

Date	Winner	Score	Location
11-26-84	New Mexico	64-63	Albuquerque
12-7-87	New Mexico	64-61	Albuquerque
2-1-93	New Mexico	78-61	Albuquerque
11-28-94	Texas Southern	73-67	Albuquerque
11-21-97	New Mexico	90-67	Albuquerque
11-19-01	New Mexico	97-51	Albuquerque

New Mexico is 5-1 against Texas Southern dating back to Nov. 1984

THE PIT IN THE MW ERA

Year	Avg. Attendance (NCAA Rank)	MW Rank
1999-00	16,443 (8th)	1st
2000-01	16,418 (8th)	1st
2001-02	16,426 (7th)	1st
2002-03	15,186 (12th)	1st
2003-04	14,679 (15th)	2nd
2004-05	14,309 (14th)	1st
2005-06	13,387 (21st)	1st
2006-07	12,853 (23rd)	1st
2007-08	14,361 (18th)	1st
2008-09	13,994 (17th)	1st
2009-10	13,595 (22nd)	2nd
2010-11	14,570 (16th)	2nd
2011-12	14,455 (16th)	2nd
2012-13	15,022 (16th)	2nd
2013-14	15,212 (16th)	1st
2014-15	14,571 (18th)	1st

*The $60 million dollar renovation to The Pit added a suite level and lowered the maxium capacity from 18,018 to 15,411 starting with the 2010-11 season.

LOBOS IN THE NBA

NBA Team	Name (Years as a Lobo)
Chicago Bulls:	Tony Snell (2010-13)
	Cameron Bairstow (2010-14)

GETTING DEFENSIVE

The cherry and silver will look to continue last season's defense prowess. They held opponents to just 60.2 points per game, which was the second-best defensive scoring mark posted by a UNM team in the last three decades. The Lobos were the last team in the nation to concede 70 points in a game after allowing 70 points to Colorado State in their 24th game of the season. It was New Mexico's best defensive scoring start to a season since World War II.

49 CONSECUTIVE SEASONS AND COUNTING...

UNM finished the season ranked 18th in the nation in attendance with an average home crowd of 14,571 inside WisePies Arena aka The Pit. That marked the 49th consecutive season that New Mexico has finished in the Top 25 in the NCAA in attendance.

GETTING IT DONE IN THE CLASSROOM

The NCAA recently released graduation success rates for all NCAA institutions, and it was great news for the Lobos. The men's basketball team posted an 80 percent graduation rate, a new best-mark on the program and a 14 percent increase from last year's mark, then the all-time high. The program posted a 3.02 team gpa in the Fall of 2014, which was the highest team gpa in a semester in program history. The team had posted a 2.94 gpa the spring before.

LOBOS IN THE PROS

Two former members of the New Mexico University men's basketball team, Tony Snell and Cameron Bairstow, opened the 2015-16 NBA season on the Chicago Bulls roster. Snell started opening night for the Eastern Conference contenders and scored 11 points with 2 rebounds. Alex Kirk, who played for the Cleveland Cavaliers in 2014-15, is now plying his trade in Italy. Drew Gordon is playing for Chalons-Reims in France.

DECEMBER IN PARADISE

Head coach Craig Neal and the University of New Mexico men's basketball program will be spending the holiday in Hawai'i this year. The Lobos are one of eight teams participating in the 2015 Hawaiian Airlines Diamond Head Classic on December 22, 23 and 25 in Honolulu at the Stan Sheriff Center. The Lobos will face Auburn in the opening contest of the tournament.

LOBOS ON TV

The 2015-16 schedule includes many national and regional broadcasts of New Mexico basketball. All of the team's regular season games will be broadcasted or streamed either regionally or on a national level. New Mexico will play on the ESPN family of networks on eight occasions, on CBS Sports on nine occasions and on ROOT Sports on another 10 occasions. The Lobos will also be seen on the Pac 12 Network, the Big Ten Network and Campus Insiders.

ONE TOUGH PLACE TO PLAY

After being voted one of the five toughest, loudest places to play in college basketball by NCAA.com, The Pit is living up to its motto of "a mile high and louder than". Take the elevation, couple it with a frenzied crowd of 15,000 fans that can reach a volume of 120 decibels, and you can see why New Mexico's all-time home winning percentage in The Pit is .815.

WYOMING AND COLORADO STATE ONCE

The 18-game MW schedule means the Lobos will face every conference opponent twice with the exception of two programs. New Mexico will only play Wyoming (at home) and Colorado State (on the road) just once this year.

THE 2015-16 NEW MEXICO LOBOS

No.	Name	Pos	Height	Weight	Year	Previous School	Hometown
0	J.J. N'Ganga	C	6-10	240	Sr.	N. Oklahoma - Townaka	Aubervilliers, France
1	Cullen Neal	G	6-5	195	R-So.	Eldorado HS	Albuquerque, N.M.
3	Jordan Hunter	G	5-11	180	Fr.	Ozen HS	Beaumont, Texas
4	Elijah Brown	G	6-4	200	R-So.	Butler University	Orange County, Calif.
11	Obij Aget	C	7-1	220	Jr.	La Lumiere HS (Ind.)	Juba, South Sudan
12	Devon Williams	F	6-8	210	R-Jr.	Woodrow Wilson HS	Dallas, Texas
14	Dane Kuiper	G/F	6-7	200	Fr.	Corona del Sol HS (Ariz.)	Wasilla, Alaska
20	Sam Logwood	G/F	6-7	210	So.	La Lumiere HS (Ind.)	Indianapolis, Ind.
21	Xavier Adams	G	6-4	205	So.	Edwards S. Marcus HS	Flower Mound, Texas
22	Connor Joy*	G	6-4	195	Sr.	Rehoboth Christian	Rehoboth, N.M.
23	Joe Furstinger	F	6-9	215	So.	Santa Margarita Catholic HS	Rancho Santa Margarita, Calif.
25	Tim Jacobs*	G	6-0	200	Sr.	Cochise College (Ariz.)	Las Cruces, N.M.
30	Adam Cumber*	G	6-2	185	R-Fr.	Sandia HS	Albuquerque, M.M.
31	Anthony Mathis	G	6-2	170	Fr.	West Linn HS	West Linn, Ore.
32	Tim Williams	F	6-8	240	R-Jr.	Samford University	Flossmoor, Ill.
33	Nikola Scekic	C	7-1	255	Fr.	MMG Academy (Fla.)	Belgrade, Serbia
34	Michael Nesbitt*	F	6-7	220	Sr.	Missouri S&T	Evansville, Ind.

* Indicates a walk-on

Head Coach: Craig Neal (3rd Season -- Georgia Tech '88)
Associate Head Coach: Chris Harriman
Assistant Coaches: Alan Huss and Terrence Rencher
Director of Operations: Cody Hopkins
Athletic Trainer: Corey DeBarbrie
Video Coordinator: Ben Sanders
Strength and Conditioning Coach: Jeremy Anderson

BY CLASS

(17 Total)

Seniors: (4)
Juniors: (3)
Sophomores: (5)
Freshmen: (5)

BY POSITION

(17 Total)

Centers: (3)
Forwards: (3)
Guard/Forwards: (2)
Guards: (9)

BY HEIGHT

7'1"
Obij Aget
Nikola Scekic
6'10"
J.J. N'Ganga
6'9"
Joe Furstinger
6'8"
Devon Williams
Tim Williams
6'7"
Sam Logwood
Dane Kuiper
Michael Nesbitt
6'5"
Cullen Neal
6'4"
Xavier Adams
Elijah Brown
Connor Joy
6'2"
Anthony Mathis
Adam Cumber
6'0"
Tim Jacobs
5'11"
Jordan Hunter

ALPHABETICAL ROSTER

No.	Name	Pos	Height	Weight	Year
21	Xavier Adams	G	6-4	205	Sophomore
11	Obij Aget	C	7-1	220	Junior
4	Elijah Brown	G	6-4	200	RS-Sophomore
30	Adam Cumber	G	6-2	185	RS-Freshman
23	Joe Furstinger	F	6-9	215	Sophomore
3	Jordan Hunter	G	5-11	180	Freshman
25	Tim Jacobs	G	6-0	200	Senior
22	Connor Joy	G	6-4	195	Senior
14	Dane Kuiper	G/F	6-7	200	Freshman
20	Sam Logwood	G/F	6-7	210	Sophomore
31	Anthony Mathis	G	6-2	170	Freshman
0	J.J. N'Ganga	C	6-10	240	Senior
1	Cullen Neal	G	6-5	195	RS-Sophomore
34	Michael Nesbitt	F	6-7	220	Senior
33	Nikola Scekic	C	7-1	255	Freshman
12	Devon Williams	F	6-8	210	RS-Junior
32	Tim Williams	F	6-8	240	RS-Junior

PRONUNCIATIONS

Name	Pronunciation
Obij Aget	O-BOTCH Ah-Jet
J.J. N'Ganga	J.J. N-GONE-GAH
Devon Williams	DEVIN
Joe Furstinger	Joe FUR-Sting-er
Dane Kuiper	KI-pur
Nikola Scekic	Nee-Ko-La sCHeck-ich

HEAD COACH CRAIG NEAL

Craig Neal

Head Coach - 3rd Season

(2015-16) 0-0 (Career) 42-23

NOTEWORTHY :

- Earned the nickname "Noodles" for wiry build as a high school player
- Spent nine seasons as a member of Steve Alford's staffs at Iowa and New Mexico
- Coached under NBA legend Lenny Wilkens for three seasons with the Raptors
- Spent nearly a decade as a NBA assistant coach and scout with Toronto
- Still holds Georgia Tech records for career assists (659) and assists in a game (19).

PLAYING EXPERIENCE

1988-95 - NBA and CBA Career
*Drafted by Portland in the 1988 NBA Draft
*Played for Blazers, Heat and Nuggets
*Fort Wayne Fury Player and Coach in 1994-95
1984-88 - Georgia Tech
*Played for Bobby Cremins
*Member of Elite Eight and Sweet 16 teams
*Graduated with career assist record (659)
1980-83 - Washington High School (Washington, Ind.)
*All-American & member of Indiana All-Star Team
*Coached by his father, Stan Neal
*Played against Steve Alford

COACHING EXPERIENCE

Head Coach:
2013-Present - New Mexico (42-23)
Associate Head Coach:
2007-13 - New Mexico (NCAA)
Assistant Coach:
2004-07 - Iowa (NCAA)
2000-03 - Toronto Raptors (NBA)

THE FAMOUS CHERRY BLAZER

The cherry blazer has become a symbol with New Mexico basketball. Given to coaches at their introductiary press conferences, it makes appearances throughout the season at crucial games.

- Craig Neal is 7-1 when wearing the cherry blazer
  - Nov. 9, 2013 vs. Alabama A&M (W, 88-52)
  - Jan. 21, 2014 vs. Boise State (W, 84-75)
  - Feb. 22, 2014 vs. #6 San Diego State (W, 58-44)
  - Mar. 5, 2014 vs. Air Force (W, 80-52)
  - ----------
  - Nov. 14, 2014 vs. Idaho State (W, 79-55)
  - Jan. 3, 2015 vs. #24 Colorado State (W, 66-53)
  - Feb. 17, 2015 vs. #25 San Diego State (L, 46-63)
  - March 7, 2015 vs. Wyoming (W, 52-49)

THE NEAL ERA AT NEW MEXICO

- Became first-ever rookie Lobo head coach to lead New Mexico to a NCAA Tournament appearance
- Led UNM to the 2014 Mountain West Tournament championship, which made New Mexico the first program in MW history to win three-straight conference tournaments
- Guided four Lobos to All-Mountain West honors in 2013-14, which included first team selections Cam Bairstow and Kendall Williams. Williams and Alex Kirk were MW All-Defensive Team selections as well.
- The 27 wins in 2013-14 mark the most wins by a rookie coach in Lobo history. It is the tied for the fifth most wins by a first-year Division I head coach since 2000.
- Was named a finalist for a pair of national coaching honors: the Joe B. Hall Award as the nation's top rookie coach, and the Jim Phelan Award for national coach of the year.
- Led the MW with seven academic all-conference selections in 2014-15, a program record. He has had 13 honorees in two seasons
- Had three members from 2013-14 roster sign professional contracts; Kendall Williams (Italy), Cam Bairstow (NBA) and Alex Kirk (NBA)
- The team grade point average in year one of the Neal era was the highest in eight years.
- Signed a new contract in July of 2014 to stay at New Mexico through 2020
- Became the second-fastest coach in program history to 40 wins (53 games)
- The father of a Lobo family. His oldest son, Cullen, is a sophomore guard the Lobos. Younger son, Dalton, is a member of the ROTC program at New Mexico.

2014-15 SEASON STATS

RECORD:	OVERALL	HOME	AWAY	NEUTRAL
ALL GAMES	15-16	10-5	4-8	1-3
CONFERENCE	7-11	5-4	2-7	0-0
NON-CONFERENCE	8-5	5-1	2-1	1-3

					Total		3-Point		F-Throw		Rebounds											
##	Player	gp-gs	min	avg	fg-fga	fg%	3fg-fga	3fg%	ft-fta	ft%	off	def	tot	avg	pf	dq	a	to	blk	stl	pts	avg
01	NEAL, Cullen	3-3	89	29.7	13-35	.371	8-16	.500	17-20	.850	0	4	4	1.3	7	0	11	7	0	2	51	17.0
33	DELANEY, Deshawn	30-29	871	29.0	135-273	.495	16-43	.372	65-98	.663	47	112	159	5.3	49	0	60	51	18	39	351	11.7
03	GREENWOOD, Hugh	31-31	1094	35.3	121-345	.351	72-211	.341	47-62	.758	18	147	165	5.3	60	0	101	58	21	47	361	11.6
11	AGET, Obij	31-31	765	24.7	81-145	.559	0-0	.000	50-77	.649	60	108	168	5.4	80	4	8	43	42	16	212	6.8
12	WILLIAMS, Devon	31-30	701	22.6	75-164	.457	5-19	.263	53-76	.697	48	56	104	3.4	63	1	20	46	20	17	208	6.7
02	GOODMAN, Jordan	19-0	254	13.4	45-124	.363	10-39	.256	19-31	.613	11	32	43	2.3	19	0	17	15	1	8	119	6.3
20	LOGWOOD, Sam	28-16	572	20.4	57-145	.393	17-55	.309	40-55	.727	24	52	76	2.7	46	0	31	29	3	9	171	6.1
05	EDWARDS, Arthur	22-2	263	12.0	26-72	.361	8-36	.222	26-39	.667	12	32	44	2.0	37	0	17	31	4	11	86	3.9
25	JACOBS, Tim	29-2	605	20.9	38-80	.475	2-21	.095	23-42	.548	5	67	72	2.5	30	0	87	32	1	15	101	3.5
21	ADAMS, Xavier	30-11	357	11.9	35-78	.449	9-31	.290	19-38	.500	20	37	57	1.9	40	1	18	24	9	9	98	3.3
00	N'GANGA, J.J.	29-0	344	11.9	36-61	.590	0-0	.000	22-36	.611	18	30	48	1.7	54	1	6	31	5	1	94	3.2
23	FURSTINGER, Joe	29-0	360	12.4	24-67	.358	1-10	.100	20-35	.571	20	37	57	2.0	53	1	22	16	15	4	69	2.4
	Team										48	36	84					9				
	Total.....	31	6275		686-1589	.432	148-481	.308	401-609	.658	331	750	1081	34.9	538	8	398	392	139	178	1921	62.0
	Opponents.....	31	6275		643-1601	.402	210-668	.314	370-526	.703	268	665	933	30.1	559	-	384	361	103	188	1866	60.2

TEAM STATISTICS	NM	OPP
SCORING	1921	1866
Points per game	62.0	60.2
Scoring margin	+1.8	-
FIELD GOALS-ATT	686-1589	643-1601
Field goal pct	.432	.402
3 POINT FG-ATT	148-481	210-668
3-point FG pct	.308	.314
3-pt FG made per game	4.8	6.8
FREE THROWS-ATT	401-609	370-526
Free throw pct	.658	.703
F-Throws made per game	12.9	11.9
REBOUNDS	1081	933
Rebounds per game	34.9	30.1
Rebounding margin	+4.8	-
ASSISTS	398	384
Assists per game	12.8	12.4
TURNOVERS	392	361
Turnovers per game	12.6	11.6
Turnover margin	-1.0	-
Assist/turnover ratio	1.0	1.1
STEALS	178	188
Steals per game	5.7	6.1
BLOCKS	139	103
Blocks per game	4.5	3.3
ATTENDANCE	218558	111527
Home games-Avg/Game	15-14571	12-7447
Neutral site-Avg/Game	-	4-5541

Score by Periods	1st	2nd	OT	Totals
New Mexico	902	999	20	1921
Opponents	833	1012	21	1866

	Date	Opponent		Score	Att.
	11/14/14	IDAHO STATE	W	79-55	13927
	11/16/14	CAL STATE FULLERTON	W	67-59	13829
	11/20/14	vs Boston College	L	65-69	6723
	11/21/14	vs George Mason	W	69-58	7438
	11/23/14	vs Texas A&M	L	51-64	8002
	11/30/14	USC	L	54-66	14404
	12/3/14	NEW MEXICO STATE	W	62-47	15335
	12/06/14	at Valparaiso	W	63-46	4227
	12/13/14	ULM	W	54-46	13710
	12/17/14	CENTRAL ARKANSAS	W	76-55	13117
	12/20/14	at New Mexico State	W	69-67	8148
	12/23/14	at Grand Canyon	L	65-68	6340
*	12/31/14	FRESNO STATE	W	76-64	14478
*	1/3/15	COLORADO STATE	W	66-53	15225
*	1/6/15	at San Diego State	L	42-56	12414
*	1/10/15	at Utah State	W	66-60	9898
*	1/14/15	AIR FORCE	W	60-48	13891
*	1/18/15	BOISE STATE	L	59-69	15206
*	01/21/15	at UNLV	W	71-69	12125
*	1/24/15	at Wyoming	Lot	62-63	10167
*	1/31/15	SAN JOSE STATE	W	67-41	14358
*	02/04/15	at Air Force	L	49-53	1631
*	2/7/15	UTAH STATE	L	60-63	15111
*	2/10/15	at Colorado State	L	59-70	5812
*	02/14/15	at Nevada	Lot	63-66	5301
*	2/17/15	SAN DIEGO STATE	L	46-63	15411
*	2/21/15	UNLV	L	68-76	15145
*	02/24/15	at Boise State	L	65-76	4991
*	02/28/15	at Fresno State	L	55-59	8310
*	3/7/15	WYOMING	Wot	52-49	15411
	03/11/15	vs Air Force	L	61-68	0

* - Conference game

2014-15 SEASON EXTENDED STATS

THE STAT CREW SYSTEM
New Mexico Extended Season Box Score (as of Oct 29, 2015)
All games

RECORD:	OVERALL	HOME	AWAY	NEUTRAL
ALL GAMES	15-16	10-5	4-8	1-3
CONFERENCE	7-11	5-4	2-7	0-0
NON-CONFERENCE	8-5	5-1	2-1	1-3

					Total		3-Point		F-Throw		Rebounds																	
##	Player	gp-gs	min	avg	fg-fga	fg%	3fg-fga	3fg%	ft-fta	ft%	off	def	tot	avg	pf	dq	a	a/g	to	to/g	a/to	blk	blk/g	stl	stl/g	pts	avg
01	NEAL, Cullen	3-3	89	29.7	13-35	.371	8-16	.500	17-20	.850	0	4	4	1.3	7	0	11	3.67	7	2.33	1.57	0	0.00	2	0.67	51	17.0
33	DELANEY, Deshawn	30-29	871	29.0	135-273	.495	16-43	.372	65-98	.663	47	112	159	5.3	49	0	60	2.00	51	1.70	1.18	18	0.60	39	1.30	351	11.7
03	GREENWOOD, Hugh	31-31	1094	35.3	121-345	.351	72-211	.341	47-62	.758	18	147	165	5.3	60	0	101	3.26	58	1.87	1.74	21	0.68	47	1.52	361	11.6
11	AGET, Obij	31-31	765	24.7	81-145	.559	0-0	.000	50-77	.649	60	108	168	5.4	80	4	8	0.26	43	1.39	0.19	42	1.35	16	0.52	212	6.8
12	WILLIAMS, Devon	31-30	701	22.6	75-164	.457	5-19	.263	53-76	.697	48	56	104	3.4	63	1	20	0.65	46	1.48	0.43	20	0.65	17	0.55	208	6.7
02	GOODMAN, Jordan	19-0	254	13.4	45-124	.363	10-39	.256	19-31	.613	11	32	43	2.3	19	0	17	0.89	15	0.79	1.13	1	0.05	8	0.42	119	6.3
20	LOGWOOD, Sam	28-16	572	20.4	57-145	.393	17-55	.309	40-55	.727	24	52	76	2.7	46	0	31	1.11	29	1.04	1.07	3	0.11	9	0.32	171	6.1
05	EDWARDS, Arthur	22-2	263	12.0	26-72	.361	8-36	.222	26-39	.667	12	32	44	2.0	37	0	17	0.77	31	1.41	0.55	4	0.18	11	0.50	86	3.9
25	JACOBS, Tim	29-2	605	20.9	38-80	.475	2-21	.095	23-42	.548	5	67	72	2.5	30	0	87	3.00	32	1.10	2.72	1	0.03	15	0.52	101	3.5
21	ADAMS, Xavier	30-11	357	11.9	35-78	.449	9-31	.290	19-38	.500	20	37	57	1.9	40	1	18	0.60	24	0.80	0.75	9	0.30	9	0.30	98	3.3
00	N'GANGA, J.J.	29-0	344	11.9	36-61	.590	0-0	.000	22-36	.611	18	30	48	1.7	54	1	6	0.21	31	1.07	0.19	5	0.17	1	0.03	94	3.2
23	FURSTINGER, Joe	29-0	360	12.4	24-67	.358	1-10	.100	20-35	.571	20	37	57	2.0	53	1	22	0.76	16	0.55	1.38	15	0.52	4	0.14	69	2.4
	Total.....	31	6275		686-1589	.432	148-481	.308	401-609	.658	331	750	1081	34.9	538	8	398	12.84	392	12.65	1.02	139	4.48	178	5.74	1921	62.0
	Opponents.....	31	6275		643-1601	.402	210-668	.314	370-526	.703	268	665	933	30.1	559	-	384	12.39	361	11.65	1.06	103	3.32	188	6.06	1866	60.2

Score by Periods	1st	2nd	OT	Totals
New Mexico	902	999	20	1921
Opponents	833	1012	21	1866

2014-15 SEASON METRICS

##	Player	Min	AST%	EFG%	TS%	Usg%	DRB%	ORB%	TRB%
21	ADAMS, Xavier	357	11.2	.506	.517	18.6	12.8	7.1	9.9
11	AGET, Obij	765	2.4	.559	.593	16.2	17.4	9.9	13.7
33	DELANEY, Deshawn	871	17.6	.524	.555	23.5	15.9	6.8	11.4
05	EDWARDS, Arthur	263	14.4	.417	.482	25.5	15.0	5.7	10.4
23	FURSTINGER, Joe	360	12.7	.366	.419	15.3	12.7	7.0	9.9
02	GOODMAN, Jordan	254	18.1	.403	.432	33.5	15.5	5.5	10.5
03	GREENWOOD, Hugh	1094	21.2	.455	.485	21.9	16.6	2.1	9.4
25	JACOBS, Tim	605	29.7	.488	.513	12.0	13.7	1.0	7.4
20	LOGWOOD, Sam	572	12.1	.452	.505	19.3	11.2	5.3	8.3
00	N'GANGA, J.J.	344	3.9	.590	.612	17.5	10.8	6.6	8.7
01	NEAL, Cullen	89	30.9	.486	.582	31.9	5.5	0.0	2.8
12	WILLIAMS, Devon	701	6.5	.473	.527	19.4	9.8	8.6	9.2

Estimated possessions: 1945.6
Team offensive rating (ORtg): 98.7
Team defensive rating (DRtg): 95.9

AST% - An estimate of the pct of teammate field goals assisted while on the floor
EFG% - Effective FG% (adjusts to include additional points from 3FGs)
TS% - True Shooting% (takes into account field goals, 3-point field goals, and free throws
Usg% - An estimate of the pct of team plays used while on the floor
DRB% - An estimate of the pct of available defensive rebounds grabbed while on the floor
ORB% - An estimate of the pct of available offensive rebounds grabbed while on the floor
TRB% - An estimate of the pct of all available rebounds grabbed while on the floor

ORtg - Offensive rating - points scored per 100 possessions
DRtg - Defensive rating - points allowed per 100 possessions

INSIDE THE NUMBERS (2014-15)

SINGLE GAME HIGHS

New Mexico

Points:	26 - Cullen Neal vs. Idaho State (11-14-14)
FG Made:	9 - Deshawn Delaney vs. Central Arkansas (12-17-14)
FG Att:	16 (made 6) - Hugh Greenwood at Nevada (2-14-15)
FG %*:	.750 (6-8) - Deshawn Delaney at Valparaiso (12-6-14)
3FG Made:	6 (of 9) - Hugh Greenwood at UNLV (1-21-15)
3FG Att:	11 (made 6) - Hugh Greenwood at Utah State (1-10-15)
FT Made:	8 (of 10) - Cullen Neal vs. Cal St. Fullerton (11-16-14)
FT Att:	10 (made 6) - Hugh Greenwood vs. George Mason (11-21-14)
FT %*:	.875 (7-8) - Cullen Neal vs. Idaho State (11-14-14)
Rebounds:	13 - Deshawn Delaney vs. Central Arkansas (12-17-14)
Assists:	9 - Tim Jacobs vs. Central Arkansas (12-17-14)
Steals:	4 - Hugh Greenwood vs. Wyoming (3-7-15)
Blocks:	4 - Obij Aget at Fresno State (2-28-15)

*Minimum eight attempts

Opponents

Points:	31 - Derrick Marks, Boise State (1-18-15)
FG Made:	12 (of 20) - Derrick Marks, Boise State (2-24-15)
FG Att:	20 (made 12) - Derrick Marks, Boise State (2-24-15)
FG %*:	.727 (8-11) - Ian Baker, New Mexico State (12-20-14)
3FG Made:	8 (of 13) - Nick Duncan, Boise State (2-24-15)
3FG Att:	13 (made 8) -Nick Duncan, Boise State (2-24-15)
FT Made:	11 (of 13) - Josh Adams, Wyoming (1-24-15)
FT Att:	13 (made 11) - Josh Adams, Wyoming (1-24-15)
FT %*:	.909 (10-11) - Derrick Marks, Boise State (1-18-15)
Rebounds:	19 - Shevon Thompson, George Mason (11-21-14)
Assists:	10 - Alex Caruso, Texas A&M (11-23-14)
Steals:	5 - Tervor Lyons, Air Force (3-11-15)
Blocks:	5 (2x) - Goodluck Okonoboh, UNLV (2-21-15)

*Minimum eight attempts

NEW MEXICO'S RECORD WHEN...

	All Games	MW
Leading at the half:	14-4	6-2
Trailing at the half:	1-11	1-9
Tied at the half:	0-1	0-0
Outrebounding opponent:	12-10	6-8
Outrebounded by opponent:	3-5	1-2
Commit more turnovers than opponent:	6-12	3-7
Commit less turnovers than opponent:	6-2	2-2
Commit more than 10 turnovers:	13-12	6-7
Commit less than 10 turnovers:	2-1	1-1
When shooting 50.0% or higher:	5-1	3-1
When shooting less than 50.0%:	10-15	4-10
Overtime games:	1-2	1-2
More bench points than opponent:	14-8	7-7
Inside The Pit:	10-5	5-4
On the Road:	4-8	2-7
At a neutral site:	1-3	0-0
Against ranked teams:	1-1	1-1
In cherry jerseys:	5-8	2-6
In silver jerseys:	1-1	1-1
In white jerseys:	7-5	4-2
In camo jerseys:	1-0	0-0
In turquoise jerseys	1-0	0-0
In anthracite jerseys:	0-1	0-1
In pink jerseys:	0-1	0-1
In November:	3-3	0-0
In December:	6-1	1-0
In January:	5-3	5-3
In February:	0-8	0-8
In March:	1-1	1-0
When UNM scores less than 50 points:	0-3	0-3
When UNM scores 50-60 points:	3-5	2-3
When UNM scores 60-70 points:	8-8	3-5
When UNM scores 70-80 points	4-0	2-0
When UNM scores 80+ points:	0-0	0-0

SCORING MARGIN BREAKDOWN

Total	1	2	3	4	5	6	7	8	9	10	11-15	16-20	21+
Win	0	2	1	0	0	1	0	2	0	0	5	1	3
Loss	1	0	3	3	0	0	1	1	0	1	5	1	0

Misc. Season Stats	Dunks	Fouls Drawn
Obij Aget	22	58
Deshawn Delaney	21	62
J.J. N'Ganga	10	28
Devon Williams	9	55
Sam Logwood	6	44
Xavier Adams	4	40
Joe Furstinger	2	32
Arthur Edwards	2	29
Hugh Greenwood	1	75
Jordan Goodman	1	26
TIm Jacobs	0	45
Cullen Neal	0	17

CHARTING THE NUMBERS

	Season	Career
Double-Digit Scoring Games		
Hugh Greenwood	19 (9-10)	38 (27-11)
Deshawn Delaney	19 (10-9)	25 (14-11)
Obij Aget	8 (4-4)	8 (4-4)
Devon Williams	7 (5-2)	7 (5-2)
Sam Logwood	6 (3-3)	6 (3-3)
Jordan Goodman	4 (2-2)	4 (2-2)
Cullen Neal	2 (2-0)	11 (11-0)
Arthur Edwards	1 (1-0)	1 (1-0)
Xavier Adams	1 (0-1)	1 (0-1)
20-Point Games		
Hugh Greenwood	5 (2-3)	7 (4-3)
Deshawn Delaney	3 (2-1)	3 (2-1)
Cullen Neal	2 (2-0)	3 (3-0)
Scoring Leaders		
Hugh Greenwood	11 (4-7)	15 (8-7)
Deshawn Delaney	11 (6-5)	11 (6-5)
Obij Aget	4 (1-3)	4 (1-3)
Cullen Neal	2 (2-0)	4 (4-0)
Sam Logwood	2 (2-0)	2 (2-0)
Jordan Goodman	1 (1-0)	1 (1-0)
Devon Williams	2 (1-1)	2 (1-1)
10+ Rebound Games		
Obij Aget	4 (1-3)	4 (1-3)
Hugh Greenwood	2 (1-1)	7 (6-1)
Deshawn Delaney	1 (1-0)	2 (2-0)
Devon Williams	1 (0-1)	1 (0-1)
Rebounding Leaders		
Obij Aget	12 (4-8)	12 (4-8)
Hugh Greenwood	9 (4-5)	23 (18-5)
Deshawn Delaney	8 (6-2)	11 (9-2)
Devon Williams	2 (1-1)	2 (1-1)
J.J. N'Ganga	2 (1-1)	2 (1-1)
Arthur Edwards	2 (0-2)	2 (0-2)
Tim Jacobs	2 (1-1)	2 (1-1)
Sam Logwood	1 (1-0)	1 (1-0)
Joe Furstinger	1 (0-1)	1 (0-1)
Double-Doubles		
Obij Aget	4 (1-3)	4 (1-3)
Hugh Greenwood	1 (1-0)	3 (3-0)
Devon Williams	1 (0-1)	1 (0-1)
Deshawn Delaney	1 (1-0)	2 (2-0)
Assist Leaders		
Hugh Greenwood	14 (7-7)	36 (27-9)
Tim Jacobs	12 (5-7)	12 (5-7)
Deshawn Delaney	9 (3-6)	13 (6-7)
Sam Logwood	2 (1-1)	2 (1-1)
Cullen Neal	1 (0-1)	3 (3-0)
Devon Williams	1 (0-1)	1 (0-1)

* ( ) Team's record in those games

* Game highs include games when tied with another player

THE LAST TIME IT HAPPENED

NEW MEXICO

As A Team:

Scored 100 Points:	109 - Charleston Southern (11-17-13)
Scored 90 Points:	93 - vs. Boise State (3-13-14)
Scored 80 Points:	80 - Air Force (3-5-14)
Scored Less Than 50 Points:	46 - San Diego State (2-17-15)
Scored Less Than 40 Points:	34 - at #25 San Diego State (1-26-13)
Won By 30 Points:	W, 88-52 - Alabama A&M (11-17-13)
Won By 20 Points:	W, 67-41 - San Jose State (1-31-15)
Lost By 20 Points:	L, 34-55 - at #25 San Diego State (1-26-13)
Lost By 30 Points:	L, 72-103 - at New Mexico State (12-5-06)
Shot 65% Or Better:	69.2% (27-39) - at Air Force (1-15-05)
Shot 60% Or Better:	63.8% (37-58) - Houston Baptist (1-3-12)
Shot Less Than 35%:	30.9% (17-55) - San Diego State (2-17-15)
Shot Less Than 30%:	29.8% (14-47) at San Diego State (1-6-15)
Shot 60% 3FG Or Better:	80.0% (8-10) - vs. Fresno State (12-31-14)
Shot Less Than 30% 3FG:	13.3% (2-13) - vs. Wyoming (3-7-15)
Made 10 Three-Pointers:	10 (of 27) - Air Force (3-5-14)
Shot 85% On Free Throws:	92.3% (12-13) - at Nevada (2-14-15)
Shot Less Than 50% On FTs:	45.5% (5-11) - at Air Force (3-9-13)
Had 50 Rebounds:	58 - vs. UAB (11-21-13)
Had 20 Offensive Rebounds:	20 - vs. ULM (12-13-14)
Had 20 Assists:	21 - vs. Central Arkansas (12-17-14)
Had 20 Turnovers:	21 - at Saint Louis (12-31-12)
Had Less Than 10 Turnovers:	9 - UNLV (2-21-15)
Had 10 Steals:	11 - at New Mexico State (12-20-14)
Had 10 Blocks:	12 - vs. UMass (11-22-13)
Had Two or More 20-Point Scorers:	vs. Fresno State (3-13-14) Cameron Bairstow (21) & Alex Kirk (21)
Had 6 Double-Digit Scorers:	North Dakota (1-7-12)
Had 5 Double-Digit Scorers:	at Fresno State (1-18-14)
Had No Double-Digit Scorers:	at San Diego State (1-6-15)
Had Two 10+ Rebounders:	USC (11-30-14) Obij Aget (10) & Devon Williams (10)
Scored 50 Points In 1st Half:	52 - Charleston Southern (11-17-13)
Scored 50 Points In 2nd Half:	57 - at Fresno State (1-18-14)
Scored 20 Or Fewer Points In 1st Half:	17 - Wyoming (3-7-15)
Scored 20 Or Fewer Points In 2nd Half:	15 - at #25 San Diego State (1-26-13)
Failed To Make a 3FG:	(0-7) New Mexico State (12-17-13)
Defeated a Ranked Team:	W, 66-53 vs. #24/#24 Colorado State (1-3-15)
Lost To a Ranked Team:	L, 46-63 vs. RV/#25 San Diego State (2-17-15)
Won an OT Game:	W, 52-49 vs. Wyoming (3-7-15)
Lost an OT Game:	L, 63-66 at Nevada (2-14-15)
Won a 2OT Game:	W, 97-94 vs. UAB (11-21-13)
Lost a 2OT Game:	L, 73-76 at Dayton (1-1-10)
Won a 3OT Game:	W, 104-99, Fresno State (3-8-96)
Lost a 3OT Game:	Never

As An Individual:

Had a Triple-Double:	Luc Longley (17 pts, 14 rebs, 10 assts) vs. Penn State (3-28-90)
Had a Double-Double (Pts/Reb):	Obij Aget (13 pts & 12 rebs) at Fresno State (2-28-15)
Had a Double-Double (Pts/Asst):	Kendall Williams (11 pts & 10 asts) at Nevada (3-2-14)
Scored 20+ Pts with 10+ Rebs:	Deshawn Delaney (22 pts & 13 rebs) vs. Central Arkansas (12-17-14)
Scored 30 Points:	Alex Kirk (32) vs. UMass (11-22-13)
Scored 30 Points (MW Only):	Kendall Williams (46) at Colorado State (2-26-13)
Scored 20 Points:	Hugh Greenwood (20) at Grand Canyon (12-23-14)
Scored 20 Points (MW Only):	Deshawn Delaney (21) at Colorado State (2-10-15)
Had 20 Rebounds:	Drew Gordon (20) UNLV (2-18-12)
Had 15 Rebounds:	Alex Kirk (16) at UNLV (2-9-13)
Had 10 Assists:	Kendall Williams (10) at Nevada (3-2-14)
Had 5 Steals:	Demetrius Walker (5) Montana (12-20-11)
Had 5 Blocks:	Alex Kirk (5) vs. San Diego State (2-22-14)

VERSUS NEW MEXICO

As A Team:

Scored 100 Points:	103 - New Mexico State (12-5-06)
Scored 90 Points:	94 - UAB (11-21-13)
Scored 80 Points:	80 - Kansas (12-14-13)
Scored Less Than 50 Points:	49 - Wyoming (3-7-15)
Scored Less Than 40 Points:	38 - Wyoming (2-11-12)
Shot 50% Or Better:	52.4% (22-42) - Fresno State (2-28-15)
Shot Less Than 35%:	31.9% (15-47) - Wyoming (3-7-15)
Shot Less Than 30%:	25.0% (13-52) - San Jose State (1-31-15)
Shot 50% 3FG Or Better:	58.8% (10-17) - UNLV (2-21-15)
Shot Less Than 20% 3FG:	16.7% (3-18) - San Diego State (1-6-15)
Made 10 Three-Pointers:	15 (of 34) - Boise State (2-24-15)
Shot 75% On Free Throws:	75.0% (12 of 16) - Air Force (3-11-15)
Shot Less Than 50% On FT's:	28.6% (2-7) - Cal St. Fullerton (11-16-14)
Had 50 Rebounds:	62 - UAB (11-21-13)
Had 20 Offensive Rebounds:	22 - UAB (11-21-13)
Had 20 Assists:	20 - UNLV (2-21-15)
Had 20 Turnovers:	20 - New Mexico State (12-3-14)
Had Less Than 10 Turnovers:	5 - Boise State (2-24-15)
Had 10 Steals:	11 - San Diego State (3-15-14)
Had 10 Blocks:	11 - Colorado State (1-13-03)
Had 30-Point and 20-Point Scorers:	Boise State (2-24-15) Derrick Marks (30) & Nick Duncan (26)
Had Two or More 20-Point Scorers:	Wyoming (1-24-15) Larry Nance Jr. (23) and Josh Adams (20)
Had 6 Double-Digit Scorers:	TCU (2-25-12)
Had 5 Double-Digit Scorers:	Central Arkansas (12-17-14)
Had No Double-Digit Scorers:	ULM (12-13-14)
Had Two 10+ Rebounders:	USC (11-30-14) Darion Clark (11) & Nikola Jovanovic (16)
Scored 50+ Points In 1st Half:	50 - UTEP (12-3-06)
Scored 50+ Points In 2nd Half:	51 - Fresno State (1-18-14)
Scored 20 Or Less Points In 1st Half:	19 - at Nevada (2-14-15)
Scored 20 Or Less In 2nd Half	19 - New Mexico State (12-3-14)
Scored 15 Or Less Points In 1st Half:	14 - Wyoming (3-7-15)
Failed To Make a 3FG:	(0-8) San Francisco State (11-22-03)

As An Individual:

Had a Double-Double (Pts/Reb):	Paul Watson (10 pts & 12 rebs) Fresno State (2-28-15)
Had a Double-Double (Pts/Asst):	Saah Nimley (24 pts & 12 assts) Charleston Southern (11-17-13)
Had 20+ Points & 10+ Rebounds:	Shevon Thompson (21 pts & 19 rebs) George Mason (11-21-14)
Scored 30+ Points in Back-to-Back Games Vs. UNM:	Derrick Marks Boise State 31 points (1-18-15) & 30 points (2-24-15)
Scored 30 Points:	Chad Frazier (34) - UAB (11-21-13)
Scored 30 Points (MW Only):	Derrick Marks (30) - Boise State (2-24-15)
Scored 20 Points:	Zach Kocur (20) - Air Force (3-16-15)
Scored 20 Points (MW Only):	Larry Nance Jr. (21) - Wyoming (3-7-15)
Had 20 Rebounds:	Ryan Watkins (22) - Boise State (1-21-14)
Had 15 Rebounds:	A.J. West (17) - Nevada (2-14-15)
Had 10 Assists:	Alex Caruso (10) - Texas A&M (11-23-14)
Had 5 Steals:	Trevor Lyons (5) - Air Force (3-11-15)
Had 5 Blocks:	Goodluck Okonoboh (5) - UNLV (2-21-15)

WISEPIES ARENA AKA THE PIT

WHAT THEY ARE SAYING

"What a terrific atmosphere for college basketball. Great building... Great history... 18,000 screaming fans. It's big time college hoops, baby!"
- Dick Vitale, ESPN

"I consider the game we played in Albuquerque in 1978 one of the most exiciting of my career. The Pit is the toughest place to play because of their tremendous atmosphere."
-Jim Boeheim, Syracuse head coach

"When you go into a place like The Pit, there will be challenge different from a regular road game. The crowd can dictate the tempo and momentum. The Pit crowd forces you to be patient."
-Lute Olsen, former Arizona head coach

"A mile high but 37 feet underground, the Pit in Albuquerque has been the site of many mind-blowing college basketball games, including North Carolina State's upset of Houston in '83 and just about any New Mexico home game. The noise created by fans, which has been measured at 125 decibels -- the pain threshold for the human ear is 130 -- is a palpable force."
-Sports Illustrated

- Voted one of "The Top Five Loudest, Most Intimidating Places to Play" by NCAA.com
- Ranked in the top 20 sporting venues of the 20th century by Sports Illustrated
- USA Today ranked The Pit in its "Ten Great Places to Get Pumped for NCAA Action"
- According to Fox Sports, it's one of the top ten "old school" college basketball arenas in the country

ONE OF THE GREATEST GAMES EVER PLAYED

WisePies Arena aka The Pit was the site of one of the greatest college basketball games ever played. It hosted the 1983 national championship game that saw the NC State Wolfpack upset Hakeem Olajuwon, Clyde Drexler and the Houston Cougars. Coach Jimmy Valvano and the Wolfpack downed the Cougars on a last second put back by Lorenzo Charles. The iconic shot of the late Valvano running onto the court looking for a hug is one of the lasting images in college basketball history.

ABOUT WISEPIES ARENA AKA THE PIT

- Built in 1966 ($1.4 million)
- Capacity of 15,411 (previously 18,018)
- $60 million renovation was completed in 2010
- New floor installed before the 2013-14 season
- Seating includes 40 suites and a club area
- Officially named WisePies Arena on Dec. 1, 2014 after $5 million gift for naming rights by local New Mexico business. It is the still referred to as The Pit, its officially-recognized nickname.
- Less than 30 of 345 NCAA Division I basketball programs play in a college-only arena named after a business or organization founded or headquartered in its home state.
- The Lobos have averaged an astounding 15,410 fans the past 49 years, an amazing 95% of capacity
- Has ranked in the top 25 in attendance nationally every season since the 1966-67 season with 35 seasons in the top ten in the NCAA in attendance
- Led the Mountain West in attendance in 10 of the conference's 15 years of existance
- New Mexico's all-time winning percentage in WisePies Arena aka The Pit is over 81 percent.
- The floor is named Bob King Court in honor of the former head coach who led the Lobos from 1963 to 1972.

TUESDAY VS. CSU-PUEBLO

Official Basketball Box Score -- Game Totals -- Final Statistics
CSU-Pueblo vs New Mexico
11/02/15 7:00 PM at Albuquerque, N.M.

CSU-Pueblo 84 • 0-0

##	Player		Total FG-FGA	3-Ptr FG-FGA	FT-FTA	Rebounds Off	Def	Tot	PF	TP	A	TO	Blk	Stl	Min
03	Odessa Lear	f	1-2	1-1	2-2	2	3	5	5	5	2	0	0	1	14
13	Bronson Moton	f	4-9	3-8	2-2	0	2	2	4	13	2	2	1	1	24
24	Nelson Kahler	c	2-8	0-3	0-1	3	2	5	3	4	0	0	2	2	17
05	Syrus McDonald	g	5-13	2-5	7-8	1	0	1	3	19	3	1	1	4	26
10	Chris Golden	g	9-26	4-14	3-4	3	2	5	5	25	1	3	0	3	34
01	Will Newman		4-7	1-2	2-2	1	0	1	4	11	3	5	0	0	15
04	Alex Merriex		1-1	0-0	0-0	0	0	0	1	2	0	0	0	0	3
12	Gavin Ligget		0-0	0-0	0-0	0	0	0	0	0	0	0	0	0	1
15	Josh Smith		1-3	1-3	0-0	1	1	2	0	3	2	0	1	0	23
20	A.J. Bohuslavsky		0-0	0-0	0-0	0	1	1	0	0	0	0	0	0	1
21	Braydon Kuiper		1-4	0-1	0-0	0	2	2	4	2	1	0	0	1	19
23	Donovan Oldham		0-1	0-1	0-0	0	0	0	2	0	0	0	0	0	6
34	Cody Norris		0-0	0-0	0-0	0	0	0	0	0	0	0	0	0	1
40	Stevan Radokovic		0-3	0-0	0-0	2	2	4	1	0	0	0	0	1	15
50	Jimmy Valdez		0-0	0-0	0-0	0	0	0	0	0	0	0	0	0	1
	Team					2	3	5							
	Totals		28-77	12-38	16-19	15	18	33	32	84	14	11	5	13	200

FG %	1st Half:	16-40	40.0%	2nd half:	12-37	32.4%	Game: 28-77	36.4%
3FG %	1st Half:	7-19	36.8%	2nd half:	5-19	26.3%	Game: 12-38	31.6%
FT %	1st Half:	2-3	66.7%	2nd half:	14-16	87.5%	Game: 16-19	84.2%

Deadball Rebounds
4

New Mexico 96 • 0-0

##	Player		Total FG-FGA	3-Ptr FG-FGA	FT-FTA	Rebounds Off	Def	Tot	PF	TP	A	TO	Blk	Stl	Min
20	LOGWOOD, Sam	f	2-3	1-1	1-4	2	3	5	3	6	2	1	0	0	20
32	WILLIAMS, Tim	f	6-7	0-0	3-7	0	4	4	2	15	0	3	2	0	29
11	AGET, Obij	c	7-13	0-0	1-2	4	6	10	3	15	1	2	2	1	24
01	NEAL, Cullen	g	10-17	4-8	9-10	2	2	4	4	33	7	8	0	1	33
04	BROWN, Elijah	g	3-5	1-3	2-2	0	5	5	1	9	4	1	0	3	23
03	HUNTER, Jordan		0-1	0-0	0-2	1	0	1	0	0	1	2	0	0	5
12	WILLIAMS, Devon		0-1	0-0	2-2	2	0	2	2	2	0	1	0	0	16
14	KUIPER, Dane		0-0	0-0	2-2	0	1	1	0	2	0	0	0	0	6
21	ADAMS, Xavier		3-7	0-2	1-2	1	4	5	2	7	0	2	1	0	15
23	FURSTINGER, Joe		0-2	0-0	2-4	0	0	0	0	2	0	0	0	0	9
25	JACOBS, Tim		0-0	0-0	0-0	0	2	2	2	0	1	0	0	0	9
31	MATHIS, Anthony		1-3	1-3	0-0	0	1	1	0	3	0	0	0	0	10
34	NESBITT, Michael		0-0	0-0	2-2	0	1	1	0	2	0	0	0	0	1
	Team					3	3	6							
	Totals		32-59	7-17	25-39	15	32	47	19	96	16	20	5	5	200

FG %	1st Half:	16-27	59.3%	2nd half:	16-32	50.0%	Game: 32-59	54.2%
3FG %	1st Half:	2-7	28.6%	2nd half:	5-10	50.0%	Game: 7-17	41.2%
FT %	1st Half:	10-18	55.6%	2nd half:	15-21	71.4%	Game: 25-39	64.1%

Deadball Rebounds
8,1

Officials: David Hall, Mark Whitehead, Wilson Holland
Technical fouls: CSU-Pueblo-None. New Mexico-TEAM.
Attendance: 11453

Score by periods	1st	2nd	Total
CSU-Pueblo	41	43	**84**
New Mexico	44	52	**96**

Points	In Paint	Off T/O	2nd Chance	Fast Break	Bench
CSUPM	26	27	20	16	18
NM	44	11	15	18	18

Last FG - CSUPM 2nd-00:40, NM 2nd-02:00.
Largest lead - CSUPM by 7 1st-04:44, NM by 12 2nd-03:50.
CSUPM led for 08:33. NM led for 29:08. Game was tied for 02:19.

Score tied - 5 times.
Lead changed - 6 times.

FRIDAY VS. ROGERS STATE

Official Basketball Box Score -- Game Totals -- Final Statistics
Rogers State vs New Mexico
11/06/15 7:00 PM at Albuquerque, N.M.

Rogers State 69 • 0-2 Exh

##	Player		Total FG-FGA	3-Ptr FG-FGA	FT-FTA	Rebounds Off	Def	Tot	PF	TP	A	TO	Blk	Stl	Min
01	Travis Julien	f	0-1	0-0	0-0	0	0	0	5	0	0	4	0	0	9
04	Jeylyn Sharpe	f	4-10	0-2	1-4	1	7	8	5	9	0	0	0	2	27
02	J.C. Hartzler	g	5-14	3-10	4-6	1	5	6	4	17	2	3	0	0	26
10	Corey Ayala	g	0-1	0-1	2-2	1	1	2	3	2	0	1	0	1	20
23	Jordan Huffman	g	3-5	1-2	1-2	1	3	4	4	8	1	3	0	1	23
03	Donald Moore		4-10	1-5	2-2	0	2	2	0	11	6	3	0	2	28
05	Johnathon Buckley		3-6	0-3	0-0	3	2	5	4	6	3	2	0	0	23
11	Travis Hester		5-8	5-7	0-1	1	2	3	2	15	0	0	0	0	19
12	Kyler Ng		0-2	0-1	0-0	0	1	1	1	0	0	0	0	0	3
15	Caleb Jones		0-0	0-0	0-0	0	0	0	0	0	0	0	0	0	1
21	Chase Littlejohn		0-0	0-0	0-0	1	0	1	0	0	1	0	0	0	4
42	Matt Lea		0-3	0-0	1-4	4	1	5	4	1	0	1	0	0	17
	Team					1	0	1							
	Totals		24-60	10-31	11-21	14	24	38	32	69	13	17	0	6	200

FG %	1st Half:	14-29	48.3%	2nd half:	10-31	32.3%	Game:	24-60 40.0%
3FG %	1st Half:	6-16	37.5%	2nd half:	4-15	26.7%	Game:	10-31 32.3%
FT %	1st Half:	3-5	60.0%	2nd half:	8-16	50.0%	Game:	11-21 52.4%

Deadball Rebounds 5,2

New Mexico 80 • 2-0 Exh

##	Player		Total FG-FGA	3-Ptr FG-FGA	FT-FTA	Rebounds Off	Def	Tot	PF	TP	A	TO	Blk	Stl	Min
14	KUIPER, Dane	f	1-4	0-3	0-2	1	3	4	0	2	1	0	0	0	18
32	WILLIAMS, Tim	f	3-6	0-0	7-11	2	6	8	3	13	1	0	4	0	28
33	SCEKIC, Nikola	c	0-0	0-0	2-2	0	1	1	1	2	0	0	0	0	9
01	NEAL, Cullen	g	7-13	1-6	5-6	0	1	1	3	20	4	4	0	0	28
04	BROWN, Elijah	g	2-6	2-4	4-4	0	4	4	3	10	2	2	0	2	22
03	HUNTER, Jordan		0-1	0-1	0-1	0	1	1	0	0	2	1	0	1	6
11	AGET, Obij		3-4	0-0	0-0	2	4	6	2	6	0	2	1	0	19
12	WILLIAMS, Devon		3-4	0-0	1-3	2	2	4	3	7	0	1	1	1	14
21	ADAMS, Xavier		1-4	1-3	3-4	2	2	4	3	6	4	0	0	2	19
22	JOY, Connor		0-1	0-1	0-0	0	0	0	0	0	0	0	0	0	1
23	FURSTINGER, Joe		0-0	0-0	4-4	0	1	1	1	4	0	2	0	0	8
25	JACOBS, Tim		0-1	0-1	0-0	0	0	0	0	0	0	0	0	1	7
30	CUMBER, Adam		0-0	0-0	0-0	0	0	0	0	0	0	0	0	0	1
31	MATHIS, Anthony		2-7	2-5	4-4	0	1	1	1	10	1	0	0	0	19
34	NESBITT, Michael		0-0	0-0	0-0	0	0	0	0	0	0	0	0	0	1
	Team					0	1	1							
	Totals		22-51	6-24	30-41	9	27	36	20	80	15	12	6	7	200

FG %	1st Half:	11-27	40.7%	2nd half:	11-24	45.8%	Game:	22-51 43.1%
3FG %	1st Half:	3-15	20.0%	2nd half:	3-9	33.3%	Game:	6-24 25.0%
FT %	1st Half:	16-21	76.2%	2nd half:	14-20	70.0%	Game:	30-41 73.2%

Deadball Rebounds 5

Officials: Bob Staffen, Larry Spaulding, Shawn Lehigh
Technical fouls: Rogers State-None. New Mexico-None.
Attendance: 11754

Score by periods	1st	2nd	Total
Rogers State	37	32	**69**
New Mexico	41	39	**80**

Points	In Paint	Off T/O	2nd Chance	Fast Break	Bench
RSU	24	11	10	4	33
NM	26	18	7	10	33

Last FG - RSU 2nd-00:44, NM 2nd-01:13.
Largest lead - RSU None, NM by 15 2nd-04:35.
RSU led for 00:00. NM led for 38:59. Game was tied for 01:01.

Score tied - 1 time.
Lead changed - 0 times.

LAST TIME AGAINST TEXAS SOUTHERN

OFFICIAL BASKETBALL BOX SCORE -- G A M E T O T A L S
Texas Southern vs University of New Mexico
11-19-01 7:20 PM MST at The Pit/Bob King Court, Albuquerque, NM

VISITORS: Texas Southern 0-1

No.	N A M E		TOT-FG FG-FGA	3-PT FG-FGA	FT-FTA	REBOUNDS OF	DE	TOT	PF	TP	A	TO	BLK	S	MIN
30	BUTLER, Akil	f	0-8	0-3	2-2	2	4	6	4	2	1	5	1	0	29
32	CLARK, Jamaal	f	5-10	1-3	0-0	1	3	4	2	11	0	3	0	0	32
12	HOYER, Stephen	g	4-13	2-5	2-4	0	1	1	3	12	1	2	1	1	26
20	HOLLIS, Ra'Kim	g	7-15	4-8	2-5	4	4	8	3	20	3	5	0	2	39
24	HOGAN, Donald	g	0-0	0-0	0-0	0	1	1	2	0	1	3	0	0	23
03	TIMMONS, Marquel		0-0	0-0	0-0	0	1	1	3	0	2	3	0	0	17
10	LANDER, Leveil		0-0	0-0	0-0	0	1	1	0	0	0	0	0	0	10
15	EALIM, Chris		0-2	0-1	0-0	1	1	2	1	0	1	2	0	0	3
23	SNEED, Michael		1-3	0-0	0-1	0	3	3	1	2	1	4	0	0	14
55	BALOM, Tommy		2-2	0-0	0-0	1	1	2	3	4	1	2	0	1	7
TEAM	.....					2	2	4							
TOTALS			19-53	7-20	6-12	11	22	33	22	51	11	29	2	4	200

TOT-FG 1stH: 11-27 40.7% 2ndH: 8-26 30.8% OT: 0-0 00.0% Game: 35.8% Deadbl
3pt-FG 1stH: 5-12 41.7% 2ndH: 2-8 25.0% OT: 0-0 00.0% Game: 35.0% Rebs
FThrow 1stH: 1-2 50.0% 2ndH: 5-10 50.0% OT: 0-0 00.0% Game: 50.0% 3, 1

HOME TEAM: University of New Mexico 1-1

No.	N A M E		TOT-FG FG-FGA	3-PT FG-FGA	FT-FTA	REBOUNDS OF	DE	TOT	PF	TP	A	TO	BLK	S	MIN
33	DENNEHY, Patrick	f	3-9	0-0	4-7	3	2	5	3	10	2	1	0	4	22
55	DIAGNE, Moustapha	c	0-0	0-0	0-0	0	0	0	1	0	0	0	0	0	2
02	PARMER, Marlon	g	3-6	1-2	5-6	1	7	8	2	12	11	1	0	2	35
05	DOUGLAS, Ruben	g	7-11	2-3	2-4	3	3	6	2	18	2	4	0	1	22
42	CHATFIELD, Eric	g	7-11	0-4	0-2	1	2	3	3	14	4	0	2	1	32
01	BELL, Chad		3-6	0-0	1-2	2	5	7	0	7	0	2	0	0	25
03	CAREY, Senque		4-9	0-3	0-0	0	1	1	2	8	4	0	0	1	24
12	ASHCRAFT, Ryan		2-4	1-2	0-0	0	0	0	0	5	2	0	0	3	6
20	ANDERSON, Beau		1-2	0-1	0-0	0	0	0	0	2	0	0	0	0	1
24	WILLIAMS, Jamaal		9-13	0-0	2-2	3	1	4	3	20	0	1	0	4	25
30	KELLY, Pat		0-0	0-0	1-4	0	1	1	0	1	0	0	0	0	6
TEAM	.....					1	3	4							
TOTALS			39-71	4-15	15-27	14	25	39	16	97	25	9	2	16	200

TOT-FG 1stH: 18-38 47.4% 2ndH: 21-33 63.6% OT: 0-0 00.0% Game: 54.9% Deadbl
3pt-FG 1stH: 3-9 33.3% 2ndH: 1-6 16.7% OT: 0-0 00.0% Game: 26.7% Rebs
FThrow 1stH: 6-9 66.7% 2ndH: 9-18 50.0% OT: 0-0 00.0% Game: 55.6% 7, 1

OFFICIALS: Ron Zetcher (R), Ronnie Hernandez/Kenneth Wilson (U)
TECHNICAL FOULS:
Texas Southern - BALOM, Tommy(1)
University of New Mexico - none
ATTENDANCE: 15,872

SCORE BY PERIODS:	1st	2nd	OT1	OT2	OT3	OT4	TOTAL
Texas Southern	28	23					51
University of New Mexico	45	52					97

THE 2015-16 LOBO MEN'S BASKETBALL MEDIA CHART

#0 J.J. N'Ganga
6-10 * 240 * Sr * 1VL * C
Aubervilliers, France
N. Oklahoma - Tonkawa

#1 Cullen Neal
6-5 * 195 * So * RS * G
Albuquerque, N.M.
Eldorado HS

#3 Jordan Hunter
5-11 * 180 * Fr * HS * G
Beaumont, Texas
Ozen HS

#4 Elijah Brown
6-4 * 200 * So * RS * G
Orange County, Calif.
Butler University

#11 Obij Aget
7-1 * 220 * Jr * 2VL * C
La Porte, Ind.
La Lumiere HS

#12 Devon Williams
6-8 * 205 * Jr * RS * G/F
Dallas, Texas
Woodrow Wilson HS

#14 Dane Kuiper
6-7 * 200 * Fr * HS * G/F
Wassilla, Alaska
Corona Del Sol HS (Ariz.)

#20 Sam Logwood
6-7 * 210 * So * 1VL * G/F
Indianapolis, Ind.
La Lumiere HS

#21 Xavier Adams
6-4 * 205 * So * 1VL * G
Flower Mound, Texas
Marcus HS

#22 Connor Joy
6-4 * 195 * Sr * HS * G
Rehoboth, N.M.
Rehoboth Christian HS

#23 Joe Furstinger
6-9 * 215 * Fr * 1VL * F
Rancho Santa Margarita, Calif.
Santa Margarita Catholic HS

#25 Tim Jacobs
6-0 * 200 * Sr * 1VL * G
Las Cruces, N.M.
Cochise College (Ariz.)

#30 Adam Cumber
6-2 * 185 * Fr * RS * G
Albuquerque, N.M.
Sandia HS

#31 Anthony Mathis
6-3 * 170 * Fr * HS * G
West Linn, Ore.
West Linn HS

#32 Tim Williams
6-8 * 240 * Jr * RS * F
Flossmoor, Ill.
Samford University

#33 Nikola Scekic
7-1 * 255 * Fr * HS * C
Belgrade, Serbia
MMG Academy (Fla.)

#33 Michael Nesbitt
6-7 * 220 * Sr * TR * F
Evansville, Ind.
Missouri S&T

Craig Neal
Head Coach
3rd Season as Head Coach
9th Season at UNM
Georgia Tech, 1988

Chris Harriman
Associate Head Coach
1st Season at UNM
Augusta State, 2003



Alan Huss
Assistant Coach
2nd Season at UNM
Creighton, 2002

Terrence Rencher
Assistant Coach
1st Season at UNM
Texas, 2007

Cody Hopkins
Director of Operations
2nd season at UNM
Northeastern St. (Okla.), 2006

Ben Sanders
Video Administrator
2nd season at UNM
Southwestern, 2009

J.J. N'Ganga

0

6'10" - 240 lbs. - Senior - Center

Aubervilliers, France (N. Oklahoma - Tonkawa)

NOTEWORTHY :

- Sitting out 2015-16 due to injury.

GAME-BY-GAME STATISTICS

SEASON HIGHS (2014-15)

Points: 9 vs. Boston College (11-20-14)
FG: 4 vs. Utah State (2-7-15)
FGA: 6 (2x) Last Time vs. Utah State (2-7-15)
3FG: N/A
3FGA: N/A
FT: 4 (2x) Last Time at UNLV (1-21-15)
FTA: 5 (2x) Last Time vs. Fresno State (12-31-14)
Rebounds: 7 at Utah State (1-10-15)
Assists: 2 at Colorado State (2-10-15)
Blocks: 2 vs. Boston College (11-20-14)
Steals: 1 at Grand Canyon (12-23-14)
Minutes Played: 25 vs. Boston College (11-20-14)

CAREER HIGHS

Points: 9 vs. Boston College (11-20-14)
FG: 4 vs. Utah State (2-7-15)
FGA: 6 (2x) Last Time vs. Utah State (2-7-15)
3FG: N/A
3FGA: N/A
FT: 4 (2x) Last Time at UNLV (1-21-15)
FTA: 5 (2x) Last Time vs. Fresno State (12-31-14)
Rebounds: 7 at Utah State (1-10-15)
Assists: 2 at Colorado State (2-10-15)
Blocks: 2 vs. Boston College (11-20-14)
Steals: 1 at Grand Canyon (12-23-14)
Minutes Played: 25 vs. Boston College (11-20-14)14)

MISCELLANOUS STATISTICS

	SEASON (2014-15)	CAREER
Led Team in Rebounding	2	2
Led Team in Blocks	2	2
Led Team in Steals	1	1

CAREER STATISTICS

			Total		3-Point		F-Throws		Rebounds										Scoring	
Season	gp-gs	min/avg	fg-fga	pct	fg-fga	pct	ft-fta	pct	off	def	tot	avg	pf	fo	ast	to	blk	stl	pts	avg
2014-15	29-0	344/11.9	36-61	.590	0-0	.000	22-36	.611	18	30	48	1.7	54	1	6	31	5	1	94	3.2
TOTAL	29-0	344/11.9	36-61	.590	0-0	.000	22-36	.611	18	30	48	1.7	54	1	6	31	5	1	94	3.2



Cullen Neal

6’5” - 195 lbs. - RS-Sophomore - Guard

Albuquerque, N.M. (Eldorado HS)

1

NOTEWORTHY :

- Earned a medical hardship after season-ending ankle injury vs. BC
- Tallied career-high 26 points in 2014-15 opener vs. Idaho State
- A MW Scholar Athlete & Academic All-MW selection
- Former Parade High School All-American
- Son of head coach Craig Neal

GAME-BY-GAME STATISTICS

SEASON HIGHS (2014-15)

Points: 26 vs. Idaho State (11-14-14)
FG: 7 vs. Idaho State (11-14-14)
FGA: 16 vs. Idaho State (11-14-14)
3FG: 5 vs. Idaho State (11-14-14)
3FGA: 10 vs. Idaho State (11-14-14)
FT: 8 vs. Cal State Fullerton (11-16-14)
FTA: 10 vs. Cal State Fullerton (11-16-14)
Rebounds: 2 vs. Cal State Fullerton (11-16-14)
Assists: 4 (2x) Last Time vs. Cal State Fullerton (11-16-14)
Blocks: N/A
Steals: 2 vs. Idaho State (11-14-14)
Minutes Played: 34 vs. Cal State Fullerton (11-16-14)

CAREER HIGHS

Points: 26 vs. Idaho State (11-14-14)
FG: 8 vs. Marquette (12-21-13)
FGA: 16 vs. Idaho State (11-14-14)
3FG: 6 vs. Marquette (12-21-13)
3FGA: 10 vs. Idaho State (11-14-14)
FT: 8 vs. Cal State Fullerton (11-16-14)
FTA: 10 vs. Cal State Fullerton (11-16-14)
Rebounds: 5 vs. Western Carolina (12-28-13)
Assists: 7 (2x) Last Time vs. Grand Canyon (12-23-13)
Blocks: N/A
Steals: 2 (2x) Last Time vs. Idaho State (11-14-14)
Minutes Played: 35 vs. Grand Canyon (12-23-13)

MISCELLANOUS STATISTICS

	SEASON (2014-15)	CAREER
Double-Digit Scoring	2	11
20+ Point Scoring	2	3
Led Team in Scoring	2	4
Led Team in Assists	1	3
Led Team in Steals	1	1

CAREER STATISTICS

			Total		3-Point		F-Throws		Rebounds										Scoring	
Season	gp-gs	min/avg	fg-fga	pct	fg-fga	pct	ft-fta	pct	off	def	tot	avg	pf	fo	ast	to	blk	stl	pts	avg
2013-14	34-3	677/19.9	75-201	.373	42-117	.359	51-71	.718	9	49	58	1.7	80	1	65	64	0	12	243	7.1
2014-15	3-3	89/29.7	13-35	.371	8-16	.500	17-20	.850	0	4	4	1.3	7	0	11	7	0	2	51	17.0
TOTAL	37-6	766/20.7	88-236	.373	50-133	.376	68-91	.747	9	53	62	1.7	87	1	76	71	0	14	294	7.9

Jordan Hunter

5’11” - 180 lbs. - Freshman - Guard

Beaumont, Texas (Ozen HS)

3

NOTEWORTHY :

- District Co-MVP as a senior in high school
- Reached the championship game of the 2015 Texas 5A state tournament
- Rated as one of the top guard prospects in the Houston metro area
- Full name is Jordan Elton Hunter

GAME-BY-GAME STATISTICS

SEASON HIGHS

CAREER HIGHS

MISCELLANOUS STATISTICS

CAREER STATISTICS

Elijah Brown

6'4" - 200 lbs. - RS-Sophomore - Guard

Orange County, Calif. (Butler)

4

NOTEWORTHY :

- Was the Bulldogs' fourth-leading scorer (6.8 ppg) as a true freshman
- Appeared in 30 of Butler's 31 games
- Led Butler in free throw shooting (.854)
- Sat out last season in order to transfer to New Mexico
- Son of former NBA head coach Mike Brown

GAME-BY-GAME STATISTICS

SEASON HIGHS

CAREER HIGHS

MISCELLANOUS STATISTICS

CAREER STATISTICS

Obij Aget

7'1" - 220 lbs. - Junior - Center

Juba, South Sudan (La Lumiere HS)

11

NOTEWORTHY :

- Increased his scoring and rebounding averages five fold this past season
- Recorded first two double-doubles of career in first 6 games of 2014-15
- Second on the team in field goal percentage (.538) as a freshman
- Academic All-MW selection
- From a family of 12 children

GAME-BY-GAME STATISTICS

SEASON HIGHS (2014-15)

Points: 14 (2x) Last Time vs. Wyoming (3-7-15)
FG: 5 (4x) Last Time vs. Wyoming (3-7-15)
FGA: 11 vs. Wyoming (3-7-15)
3FG: N/A
3FGA: N/A
FT: 5 at Fresno State (2-28-15)
FTA: 7 vs. Wyoming (3-7-15)
Rebounds: 12 (2x) Last Time at Fresno State (2-28-15)
Assists: 1 (8x) Last Time at Fresno State (2-28-15)
Blocks: 4 (4x) Last Time at Fresno State (2-28-15)
Steals: 3 vs. Boston College (11-20-14)
Minutes Played: 42 vs. Wyoming (3-7-15)

CAREER HIGHS

Points: 14 (2x) Last Time vs. Wyoming (3-7-15)
FG: 5 (4x) Last Time vs. Wyoming (3-7-15)
FGA: 11 vs. Wyoming (3-7-15)
3FG: N/A
3FGA: N/A
FT: 5 at Fresno State (2-28-15)
FTA: 7 vs. Wyoming (3-7-15)
Rebounds: 12 (2x) Last Time at Fresno State (2-28-15)
Assists: 1 (10x) Last Time at Fresno State (2-28-15)
Blocks: 4 (4x) Last Time at Fresno State (2-28-15)
Steals: 3 vs. Boston College (11-20-14)
Minutes Played: 42 vs. Wyoming (3-7-15)

MISCELLANOUS STATISTICS

	SEASON (2014-15)	CAREER
Led Team in Scoring	4	4
Double-Digit Scoring	8	8
10+ Rebounds	4	4
Double-Doubles	4	4
Led Team in Rebounding	12	12
Led Team in Blocks	15	17
Led Team in Steals	2	2

CAREER STATISTICS

			Total		3-Point		F-Throws		Rebounds										Scoring	
Season	gp-gs	min/avg	fg-fga	pct	fg-fga	pct	ft-fta	pct	off	def	tot	avg	pf	fo	ast	to	blk	stl	pts	avg
2013-14	28-2	176/6.3	14-26	.538	0-0	.000	7-13	.538	13	24	37	1.3	30	1	2	7	5	1	35	1.3
2014-15	31-31	765/24.7	81-145	.559	0-0	.000	50-77	.649	60	108	168	5.4	80	4	8	43	42	16	212	6.8
TOTAL	59-33	941/15.9	95-171	.556	0-0	.000	57-90	.633	73	132	205	3.5	110	5	10	50	47	17	247	4.2

Devon Williams

6’8” - 210 lbs. - RS-Junior - Forward

Dallas, Texas (Woodrow Wilson HS)

12

NOTEWORTHY :

- Brings athleticism and length to the wing in the rotation for the Lobos
- Decorated prep career at Woodrow Wilson High School
- Academic All-MW selection
- Started 30 games at the forward position in 2014-15

GAME-BY-GAME STATISTICS

SEASON HIGHS (2014-15)

Points: 15 vs. USC (11-30-14)
FG: 7 vs. Wyoming (3-7-15)
FGA: 11 (2x) Last Time vs. Wyoming (3-7-15)
3FG: 1 (5x) Last Time at Wyoming (1-24-15)
3FGA: 5 vs. USC (11-30-14)
FT: 5 (2x) Last Time vs. UNLV (2-21-15)
FTA: 6 (4x) Last Time vs. UNLV (2-21-15)
Rebounds: 10 vs. USC (11-30-14)
Assists: 2 (5x) Last Time vs. Wyoming (3-7-15)
Blocks: 3 (2x) Last Time vs. San Diego State (2-17-15)
Steals: 3 vs. Fresno State (12-31-14)
Minutes Played: 36 (2x) Last Time vs. Wyoming (3-7-15)

CAREER HIGHS

Points: 15 vs. USC (11-30-14)
FG: 7 vs. Wyoming (3-7-15)
FGA: 11 (2x) Last Time vs. Wyoming (3-7-15)
3FG: 1 (5x) Last Time at Wyoming (1-24-15)
3FGA: 5 vs. USC (11-30-14)
FT: 5 (2x) Last Time vs. UNLV (2-21-15)
FTA: 6 (4x) Last Time vs. UNLV (2-21-15)
Rebounds: 10 vs. USC (11-30-14)
Assists: 2 (5x) Last Time vs. Wyoming (3-7-15)
Blocks: 3 (2x) Last Time vs. San Diego State (2-17-15)
Steals: 3 vs. Fresno State (12-31-14)
Minutes Played: 36 (2x) Last Time vs. Wyoming (3-7-15)

MISCELLANOUS STATISTICS

	SEASON (2014-15)	CAREER
Double-Digit Scoing	7	7
10+ Rebounds	1	1
Double-Doubles	1	1
Led Team in Scoring	2	2
Led Team in Rebounding	2	2
Led Team in Blocks	6	6
Led Team in Steals	4	4
Led Team in Assists	1	1

CAREER STATISTICS

			Total		3-Point		F-Throws		Rebounds										Scoring	
Season	gp-gs	min/avg	fg-fga	pct	fg-fga	pct	ft-fta	pct	off	def	tot	avg	pf	fo	ast	to	blk	stl	pts	avg
2013-14	5-0	8/1.6	1-1	1.000	0-0	.000	0-0	.000	1	1	2	0.4	6	0	1	1	0	0	2	0.4
2014-15	31-30	701/22.6	75-164	.457	5-19	.263	53-76	.697	48	56	104	3.4	63	1	20	46	20	17	208	6.7
TOTAL	36-30	709/19.7	76-165	.461	5-19	.263	53-76	.697	49	57	106	2.9	69	1	21	47	20	17	210	5.8

Dane Kuiper

14

6’7” - 200 lbs. - Freshman - Guard/Forward

Wasilla, Alaska (Corona del Sol HS (Ariz.))

NOTEWORTHY :

- Rated as the top player in Arizona for the 2015 recruiting class
- Helped guide Tempe Corona del Sol to a pair of state championships
- First Team Division I All-State selection as a junior and senior
- One of five NCAA Division I players from the 2014-15 Corona del Sol Aztecs

GAME-BY-GAME STATISTICS

SEASON HIGHS

CAREER HIGHS

MISCELLANOUS STATISTICS

CAREER STATISTICS

Sam Logwood

20

6'7" - 210 lbs. - Sophomore - Guard/Forward

Indianapolis, Ind. (La Lumiere HS)

NOTEWORTHY :

- Set career-high in scoring twice in four-game span (vs. CSU & Air Force)
- Rated among top 150 players in the nation by various recruiting services
- Academic All-MW selection
- Improved his scoring, rebounding, assists, fg percentage, 3-point fg percentage and ft percentage from non-conference play to MW play

GAME-BY-GAME STATISTICS

SEASON HIGHS (2014-15)

Points: 17 vs. Air Force (1-14-15)
FG: 6 (2x) Last Time vs. Air Force (3-11-15)
FGA: 11 vs. Air Force (3-11-15)
3FG: 2 (2x) Last Time vs. Air Force (3-11-15)
3FGA: 6 vs. Air Force (3-11-15)
FT: 5 vs. Air Force (1-14-15)
FTA: 6 vs. Air Force (1-14-15)
Rebounds: 7 vs. Air Force (3-11-15)
Assists: 3 (4x) Last Time at Nevada (2-14-15)
Blocks: 1 (3x) Last Time at at San Diego State (1-6-15)
Steals: 2 vs. San Jose State (1-31-15)
Minutes Played: 29 at Wyoming (1-24-15)

CAREER HIGHS

Points: 17 vs. Air Force (1-14-15)
FG: 6 (2x) Last Time vs. Air Force (3-11-15)
FGA: 11 vs. Air Force (3-11-15)
3FG: 2 (2x) Last Time vs. Air Force (3-11-15)
3FGA: 6 vs. Air Force (3-11-15)
FT: 5 vs. Air Force (1-14-15)
FTA: 6 vs. Air Force (1-14-15)
Rebounds: 7 vs. Air Force (3-11-15)
Assists: 3 (4x) Last Time at Nevada (2-14-15)
Blocks: 1 (3x) Last Time at at San Diego State (1-6-15)
Steals: 2 vs. San Jose State (1-31-15)
Minutes Played: 29 at Wyoming (1-24-15)

MISCELLANOUS STATISTICS

	SEASON (2014-15)	CAREER
Led Team in Scoring	2	2
Double-Digit Scoring	6	6
Led Team in Rebounding	1	1
Led Team in Steals	3	3
Led Team in Blocks	1	1
Led Team in Assists	2	2

CAREER STATISTICS

			Total		3-Point		F-Throws		Rebounds										Scoring	
Season	gp-gs	min/avg	fg-fga	pct	fg-fga	pct	ft-fta	pct	off	def	tot	avg	pf	fo	ast	to	blk	stl	pts	avg
2014-15	28-16	572/20.4	57-145	.393	17-55	.309	40-55	.727	24	52	76	2.7	46	0	31	29	3	9	171	6.1
TOTAL	28-16	572/20.4	57-145	.393	17-55	.309	40-55	.727	24	52	76	2.7	46	0	31	29	3	9	171	6.1

Xavier Adams

21

6'4" - 205 lbs. - Sophomore - Guard

Flower Mound, Texas (Edward S. Marcus HS)

NOTEWORTHY :

- Made first collegiate start in sixth game as a Lobo
- Rated among top 15 players in the state of Texas as a high school senior
- Erupted for career high 11 points in 14 minutes at CSU (2-10-15)
- Shot 55.6 percent from the field in his final eight games of the season

GAME-BY-GAME STATISTICS

SEASON HIGHS (2014-15)

Points: 11 at Colorado State (2-10-15)
FG: 5 at Colorado State (2-10-15)
FGA: 8 (2x) Last Time at Colorado State (2-10-15)
3FG: 2 vs. Fresno State (12-31-14)
3FGA: 4 vs. ULM (12-13-14)
FT: 5 vs. UNLV (2-21-15)
FTA: 6 vs. UNLV (2-21-15)
Rebounds: 6 vs. Central Arkansas (12-17-14)
Assists: 2 (3x) Last Time at Fresno State (2-28-15)
Blocks: 1 (9x) Last Time vs. Wyoming (3-7-15)
Steals: 3 at New Mexico State (12-20-14)
Minutes Played: 27 at Grand Canyon (12-23-14)

CAREER HIGHS

Points: 11 at Colorado State (2-10-15)
FG: 5 at Colorado State (2-10-15)
FGA: 8 (2x) Last Time at Colorado State (2-10-15)
3FG: 2 vs. Fresno State (12-31-14)
3FGA: 4 vs. ULM (12-13-14)
FT: 5 vs. UNLV (2-21-15)
FTA: 6 vs. UNLV (2-21-15)
Rebounds: 6 vs. Central Arkansas (12-17-14)
Assists: 2 (3x) Last Time at Fresno State (2-28-15)
Blocks: 1 (9x) Last Time vs. Wyoming (3-7-15)
Steals: 3 at New Mexico State (12-20-14)
Minutes Played: 27 at Grand Canyon (12-23-14)

MISCELLANOUS STATISTICS

	SEASON (2014-15)	CAREER
Led Team in Steals	1	1
Led Team in Blocks	3	3

CAREER STATISTICS

			Total		3-Point		F-Throws		Rebounds										Scoring	
Season	gp-gs	min/avg	fg-fga	pct	fg-fga	pct	ft-fta	pct	off	def	tot	avg	pf	fo	ast	to	blk	stl	pts	avg
2014-15	30-11	357/11.9	35-78	.449	9-31	.290	19-38	.500	20	37	57	1.9	40	1	18	24	9	9	98	3.3
TOTAL	30-11	357/11.9	35-78	.449	9-31	.290	19-38	.500	20	37	57	1.9	40	1	18	24	9	9	98	3.3

Connor Joy

22

6'4" - 195 lbs. - Senior - Guard

Rehoboth, N.M. (Rehoboth Christian School)

NOTEWORTHY :

- Joins the team after three seasons as a manager
- Played on the varsity team at Rehoboth Christian School from 2009-11
- Was named to the Navajo Times All-Star Team as a senior
- Favorite NBA player of all time is Larry Bird

GAME-BY-GAME STATISTICS

SEASON HIGHS

CAREER HIGHS

MISCELLANOUS STATISTICS

CAREER STATISTICS

Joe Furstinger

23

6’9” - 215 lbs. - Sophomore - Forward

Rancho Santa Margarita, Calif. (Santa Margarita HS)

NOTEWORTHY :

- Skilled big man who can face up and shoot
- Led all UNM bigs in assists by a wide margin last season
- Played in 29 games as a forward off the bench as a true freshman
- Played at the same high school as the Warrior’s Klay Thompson

GAME-BY-GAME STATISTICS

SEASON HIGHS (2014-15)

Points: 6 (2x) Last Time vs. Fresno State (12-31-14)
FG: 2 (6x) Last Time vs. Fresno State (12-31-14)
FGA: 6 vs. ULM (12-13-14)
3FG: 1 vs. New Mexico State (12-3-14)
3FGA: 2 at Valparaiso (12-6-14)
FT: 4 at New Mexico State (12-20-14)
FTA: 5 vs. Idaho State (11-14-14)
Rebounds: 8 at Grand Canyon (12-23-14)
Assists: 3 (3x) Last Time vs. Fresno State (12-31-14)
Blocks: 3 at Air Force (2-4-15)
Steals: 1 (4x) Last Time at Fresno State (2-28-15)
Minutes Played: 26 at Grand Canyon (12-23-14)

CAREER HIGHS

Points: 6 (2x) Last Time vs. Fresno State (12-31-14)
FG: 2 (6x) Last Time vs. Fresno State (12-31-14)
FGA: 6 vs. ULM (12-13-14)
3FG: 1 vs. New Mexico State (12-3-14)
3FGA: 2 at Valparaiso (12-6-14)
FT: 4 at New Mexico State (12-20-14)
FTA: 5 vs. Idaho State (11-14-14)
Rebounds: 8 at Grand Canyon (12-23-14)
Assists: 3 (3x) Last Time vs. Fresno State (12-31-14)
Blocks: 3 at Air Force (2-4-15)
Steals: 1 (4x) Last Time at Fresno State (2-28-15)
Minutes Played: 26 at Grand Canyon (12-23-14)

MISCELLANOUS STATISTICS

	SEASON (2014-15)	CAREER
Led Team in Rebounding	1	1
Led Team in Blocks	5	5

CAREER STATISTICS

			Total		3-Point		F-Throws		Rebounds										Scoring	
Season	gp-gs	min/avg	fg-fga	pct	fg-fga	pct	ft-fta	pct	off	def	tot	avg	pf	fo	ast	to	blk	stl	pts	avg
2014-15	29-0	360/12.4	24-67	.358	1-10	.100	20-35	.571	20	37	57	2.0	53	1	22	16	15	4	69	2.4
TOTAL	29-0	360/12.4	24-67	.358	1-10	.100	20-35	.571	20	37	57	2.0	53	1	22	16	15	4	69	2.4

Tim Jacobs

6'0" - 200 lbs. - Senior - Guard

Las Cruces, N.M. (Cochise College)

25

NOTEWORTHY :

- Recorded 9 assists (0 turnovers) versus Central Arkansas (12-17-14)
- Recruited walk-on that joins UNM after two seasons of junior college ball
- 3.96 gpa student at Cochise College (Ariz.)
- Academic All-MW selection

GAME-BY-GAME STATISTICS

SEASON HIGHS (2014-15)

Points: 9 (3x) Last Time at Boise State (2-24-15)
FG: 4 (4x) Last Time at Boise STate (2-24-15)
FGA: 9 vs. ULM (12-13-14)
3FG: 1 (2x) Last Time at San Diego State (1-6-15)
3FGA: 4 vs. ULM (12-13-14)
FT: 5 vs. Fresno State (12-31-14)
FTA: 8 vs. Fresno State (12-31-14)
Rebounds: 9 vs. Wyoming (3-7-15)
Assists: 9 vs. Central Arkansas (12-17-14)
Blocks: 1 at New Mexico State (12-20-14)
Steals: 4 vs. New Mexico State (12-3-14)
Minutes Played: 43 vs. Wyoming (3-7-15)

CAREER HIGHS

Points: 9 (3x) Last Time at Boise State (2-24-15)
FG: 4 (4x) Last Time at Boise STate (2-24-15)
FGA: 9 vs. ULM (12-13-14)
3FG: 1 (2x) Last Time at San Diego State (1-6-15)
3FGA: 4 vs. ULM (12-13-14)
FT: 5 vs. Fresno State (12-31-14)
FTA: 8 vs. Fresno State (12-31-14)
Rebounds: 9 vs. Wyoming (3-7-15)
Assists: 9 vs. Central Arkansas (12-17-14)
Blocks: 1 at New Mexico State (12-20-14)
Steals: 4 vs. New Mexico State (12-3-14)
Minutes Played: 43 vs. Wyoming (3-7-15)

MISCELLANOUS STATISTICS

	SEASON (2014-15)	CAREER
Led Team in Assists	12	12
Led Team in Steals	4	4
Led Team in Rebounding	2	2

CAREER STATISTICS

			Total		3-Point		F-Throws		Rebounds										Scoring	
Season	gp-gs	min/avg	fg-fga	pct	fg-fga	pct	ft-fta	pct	off	def	tot	avg	pf	fo	ast	to	blk	stl	pts	avg
2014-15	29-2	605/20.9	38-80	.475	2-21	.095	23-42	.548	5	67	72	2.5	30	0	87	32	1	15	101	3.5
TOTAL	29-2	605/20.9	38-80	.475	2-21	.095	23-42	.548	5	67	72	2.5	30	0	87	32	1	15	101	3.5



Adam Cumber

6’2” - 185 lbs. - RS-Freshman - Guard

Albuquerque, N.M. (Sandia HS)

30

NOTEWORTHY :

- Had decorated prep career at Sandia High School
- 5A Second Team All-State selection for the Matadors as a senior
- Led the state of New Mexico in assists as a senior
- Lists Stephen Curry as favorite basketball player

GAME-BY-GAME STATISTICS

SEASON HIGHS

CAREER HIGHS

MISCELLANOUS STATISTICS

CAREER STATISTICS

Anthony Mathis

6’3” - 170 lbs. - Freshman - Guard

West Linn, Ore. (West Linn HS)

31

NOTEWORTHY :

- Part of back-to-back-to-back 6A Oregon state championships
- 6A Second Team All-State as a senior
- First Team All-State selection as a junior
- Lobo Howl 3-point contest winner

GAME-BY-GAME STATISTICS

SEASON HIGHS

CAREER HIGHS

MISCELLANOUS STATISTICS

CAREER STATISTICS

Tim Williams

6’8” - 240 lbs. - RS-Junior - Forward

Flossmoor, Ill. (Samford)

32

NOTEWORTHY :

- Redshirted season after transferring from Samford University
- All-Southern Conference First Team in 2013-14
- Finished seventh in the nation in field goal percentage (.603)
- Led Samford in points, rebounds, blocks and steals per game

GAME-BY-GAME STATISTICS

SEASON HIGHS

CAREER HIGHS

MISCELLANOUS STATISTICS

CAREER STATISTICS

Nikola Scekic

33

7'1" - 255 lbs. - Freshman - Senior

Belgrade, Serbia (MMG Academy (Fla.))

NOTEWORTHY :

- Played prep basketball with Zemun in Serbia prior to coming to the USA
- Favorite NBA players are Shaquille O'Neal and Kevin Garnett
- Favorite food in the United States in calamari

GAME-BY-GAME STATISTICS

SEASON HIGHS

CAREER HIGHS

MISCELLANOUS STATISTICS

CAREER STATISTICS

Michael Nesbitt

6’7” - 220 lbs. - Senior - Forward

Evansville, Ind. (Missouri S&T)

34

NOTEWORTHY :

- Averaged 9.6 points, 5.2 rebounds per game in 2014-15 for the Miners
- Shot 42.4 percent (28 of 66) from beyond the arc
- Three-time Academic All-GLVC selection with the Miners
- Working on his MBA at New Mexico

GAME-BY-GAME STATISTICS

SEASON HIGHS

CAREER HIGHS

MISCELLANOUS STATISTICS

CAREER STATISTICS