

THE UNIVERSITY OF NEW MEXICO SOFTBALL



2020 SOFTBALL NOTES | WEEK 5

@UNMLoboSB

www.GoLOBOS.com

#GoLOBOS

Allison Weiss, Assistant Director of Athletic Communications - Softball Contact | Email: allisonweiss@unm.edu | Cell: (661) 313-5402

2020 SCHEDULE

OVERALL: 10-10 • MW: 0-0 • H: 7-3 • A: 1-1 • N: 2-6

Date	Opponent	Time/Score
GCU Kickoff Tournament Phoenix, Ariz.		
2/7	Weber State	L, 4-1
2/7	(RV) Stanford	L, 7-6
2/8	(RV) Stanford	W, 2-0
2/8	at Grand Canyon	W, 9-4
2/9	at Grand Canyon	L, 7-6

Susan Craig Classic Albuquerque, N.M.		
2/14	Northern Colorado	W, 12-3 (5)
2/15	Northern Colorado	W, 8-3
2/15	UCSB	W, 9-1 (5)
2/16	UCSB	L, 7-2

Mary Nutter Collegiate Classic Cathedral City, Calif.		
2/20	UC Riverside	W, 6-3
2/20	USA Olympic Team	9 p.m.
2/21	16/16 Arizona State	L, 15-0 (5)
2/22	18/19 Missouri	L, 5-0
2/22	San Diego	L, 6-5
2/23	California	L, 5-3

Lobo Classic Albuquerque, N.M.		
2/28	La Salle	W, 11-7
2/28	Northern Colorado	L, 6-5
2/29	La Salle	W, 13-5 (5)
2/29	South Dakota	W, 7-6 (8)
3/1	Northern Colorado	L, 8-4
3/1	South Dakota	W, 6-4

Longhorn Invitational Austin, Texas		
3/6	Texas Southern	10 a.m.
3/7	Texas Southern	11:30 a.m.
3/7	Liberty	2 p.m.
3/8	at 2/3 Texas	8:30 a.m.
3/8	Liberty	11 a.m.
3/11	at New Mexico State	5:30 p.m.
3/13	at San José State *	7 p.m.
3/14	at San José State *	1 p.m.
3/15	at San José State *	1 p.m.

3/20	Utah State *	6 p.m.
3/21	Utah State *	4 p.m.
3/22	Utah State *	12 p.m.
3/27	BYU (in Tucson, Ariz.)	3:30 p.m.
3/28	at Arizona	12 p.m.

3/31	at UTEP	3 p.m.
4/3	at Colorado State*	6 p.m.
4/4	at Colorado State *	1 p.m.
4/5	at Colorado State *	12 p.m.

4/9	Fresno State *	6 p.m.
4/10	Fresno State *	6 p.m.
4/11	Fresno State *	12 p.m.

4/15	New Mexico State	5 p.m.
4/17	at Nevada*	5 p.m.
4/18	at Nevada *	2 p.m.
4/19	at Nevada *	1 p.m.

4/22	UTEP	2 p.m.
4/24	UNLV *	6 p.m.
4/25	UNLV *	4 p.m.
4/26	UNLV *	11 a.m.

4/29	at Texas Tech	3:30 p.m.
5/1	at Boise State *	4 p.m.
5/2	at Boise State *	4 p.m.
5/3	at Boise State *	12 p.m.

5/7	San Diego State *	6 p.m.
5/8	San Diego State *	6 p.m.
5/9	San Diego State *	12 p.m.

Bold denotes home games
*denotes Mountain West game
All times listed are Mountain Time

LONGHORN INVITATIONAL



NEW MEXICO Lobos

Record 10-10, 0-0 Mountain West
Head Coach Paula Congleton
Record at UNM 36-90 (Third Season)
Career Record (NCAA DI) 69-167 (Fifth Season)



TEXAS SOUTHERN Lady Tigers

Record 7-10, 0-0 SWAC
Head Coach Worley Barker
Record at TSU 325-358-1 (16th Season)
Career Record Same



LIBERTY Flames

Record 7-11, 0-0 ASUN Conference
Head Coach Dot Richardson
Record at Liberty 213-175 (Seventh Season)
Career Record Same



2/3 TEXAS Longhorns

Record 20-3, 0-0 Big 12
Head Coach Mike White
Record at Texas 66-20 (Second Season)
Career Record 502-131-1 (11th Season)

Media Information

Location: Red & Charline McCombs Field
.....Austin, Texas

Date/Time:
TSU Friday, March 6 - 10 a.m.
..... Saturday, March 7 - 11:30 a.m.
Liberty Saturday, March 7 - 2 p.m.
..... Sunday, March 8 - 11 a.m.
Texas Sunday, March 8 - 8:30 a.m.
Live Video: Longhorn Network
Live Stats: golobos.com/schedule.aspx?path=softball
Social Media: @UNMLoboSB

Notes last updated: March 3, 2020

Series History

VS. TEXAS SOUTHERN

Overall: 0-0
Last Five: 0-0
Last Meeting: N/A
Last Win: N/A
Series Trend: N/A

VS. LIBERTY

Overall: 2-0
Last Five: 2-0
Last Meeting: 3/20/05 (W, 10-2)
Last Win: Same
Series Trend: W2

VS. TEXAS

Overall: 0-4
Last Five: 0-4
Last Meeting: 4/1/12 (L, 5-0)
Last Win: N/A
Series Trend: L4

NEWS and NOTES

WEEK 4 RECAP

- The Lobos hosted Northern Colorado, La Salle and South Dakota in the Lobo Classic, going 2-0 against La Salle and South Dakota and 0-2 against Northern Colorado.
- UNM was led at the plate by Cameryn O'Grady, who tallied 10 hits, 10 runs batted in, 17 total bases, four doubles and a grand slam (the first of her career). She hit .556 with a slugging percentage of .944 and an on-base percentage of .609.
- Andrea Howard hit two home runs with six runs batted in, while Briana Martinez also tallied six runs batted in on seven hits, four of which were doubles.
- Gavyn Shafer caught fire at the plate over the six games, hitting .421 (second-best on the team), with eight hits (second-most on team), two of which were doubles, and four runs batted in. She posted a slugging percentage of .526 and an on-base percentage of .476. Shafer was 8-for-12 in advancing runners and 2-for-2 with a runner on third and less than two outs.
- Skylar Jenkins had a season-best three hits, including one double, and four runs batted in against La Salle on Feb. 29 while serving as the designated player. She was 4-for-6 in advancing runners and had four runs batted in with two outs.
- In the circle, Kiana Spencer went 3-0, starting two games and appearing in four. The senior pitched a team-high 17.1 innings and struck out five batters while allowing 11 runs (seven earned) on 20 hits. Bailey Klitzke started three games and struck out a team-high eight hitters.
- O'Grady was 7-for-8 with runners on base, 2-for-3 with bases loaded, 2-for-2 with a runner on third and less than two outs and 10-for-11 in advancing runners.



GENERAL INFORMATION

Name of School.....	University of New Mexico
City/Zip.....	Albuquerque, N.M. 87106
Founded.....	1889 by Territorial Legislature
Enrollment.....	25,015
Nickname.....	Lobos
School Colors.....	Cherry & Silver
Conference.....	Mountain West
Affiliation.....	NCAA Division I
President	Dr. Gamett Stokes
Athletic Director.....	Eddie Nuñez

PROGRAM HISTORY

First Year of Softball.....	1978
All-Time Record.....	1004-1126-3
Mountain West Record.....	123-290-1
NCAA Tournament Appearances.....	3
1980 (AIAW), 1981 (AIAW) and 1983 (NCAA)	
Last NCAA Postseason Opponent.....	Cal State Fullerton
Last NCAA Postseason Result.....	CSUF won series 2-1
Conference Championships.....	3
1980 (Intermountain), 1981 (Intermountain) and 1983 (High Country)	

TEAM INFORMATION

2019 Overall Record.....	12-41
2019 MW Record.....	3-21 (9th)
Letterwinners Returning/Lost.....	11/8
Pitchers Returning/Lost.....	3/0
Starters Returning/Lost.....	6/3
Newcomers.....	11

SOFTBALL STAFF

Head Coach.....	Dr. Paula Congleton (New Mexico, 1984)
Year at UNM.....	Third season
Record at UNM (Pct.).....	36-90 (.286)
MW Record at UNM (Pct.).....	10-38 (.208)
Career Record (Years).....	69-167 (5 years)
Assistant Coach.....	Tyler Heil (San José State, 2009)
Year at UNM.....	Third season
Assistant Coach.....	Breanna Macha Peterson (Arizona State, 2018)
Year at UNM.....	Second season
Strength Coach.....	Brett Nakashima
Academic Advisor.....	Andrea Pierson
Head Athletic Trainer.....	Bob Waller
Athletic Trainer.....	Madison Foust

COMMUNICATIONS

Softball Contact/Asst. Director of Comm.....	Allison Weiss
Email.....	allisonweiss@unm.edu
Cell Phone (Preferred).....	(661) 313-5402
Communications Office.....	(505) 925-5520

DIGITAL MEDIA

Athletics Website.....	GoLobos.com
Main University Web Site.....	unm.edu
Conference Website.....	TheMW.com
Twitter.....	@UNMLoboSB
Instagram.....	@UNMLoboSB
Facebook.....	@NewMexicoLoboSoftball

FACILITIES

Venue.....	Lobo Softball Field
Dimensions.....	205-225-205
Capacity.....	1,500

LOOKING AHEAD TO WEEK 5

- UNM closes out its tournament schedule at the Longhorn Invitational against Texas Southern, Liberty and No. 2/3 Texas.
- Briana Martinez enters the weekend with a 20-game streak of safely reaching base. Cameryn O’Grady has reached base safely in the last nine games, and Gavyn Shafer enters the weekend on a six-game hitting streak. Lauren Wilmert and Taylor Jones have each reached base safely in the last four games.

PATIENCE AT THE PLATE

- UNM earned its way on base via a walk in 91 of the 498 at-bats to date. In 92 at-bats, the Lobos had full counts and of those, 48 resulted in walks. In addition to the 48 full count walks, 16 walks were of the four-pitch variety and 27 were five-pitch walks.
- UNM had a season-high 12 walks against La Salle, with two each from Cameryn O’Grady, Briana Martinez and Taryn Young.
- Against WSU in the first game, the Lobos had eight full counts with six of those resulting in walks.
- UNM is third in the country in walks, trailing just Arizona State (93) and Southern Miss. (94).
- Martinez leads the Lobos in walks with 18. In the Feb. 15 game against Northern Colorado, the freshman drew a walk following a 10-pitch at-bat after falling behind 0-2 (KKBFBFFB). In the third inning against Northern Colorado on Feb. 15, Martinez hit a home run following a 3-2 count.
- In the game against Cal, Andrea Howard walked on a 12-pitch at-bat after falling behind 0-2 (KFFBFBFFB) in the sixth inning. In the fifth inning, Taryn Young hit a home run on a full count after fouling off two pitches.
- O’Grady is second in walks with 14 with Bailey Klitzke, Howard and Young tied for third with nine.

O’GRADY NAMED MW PLAYER OF THE WEEK

- Senior shortstop Cameryn O’Grady was named the Mountain West Player of the Week on Tuesday. The California native is the first Lobo to win a conference weekly honor since Tess McPherson won MW Pitcher of the Week on Feb. 14, 2017 and the first to win MW Player of the Week since Chelsea Johnson was selected on April 19, 2016.
- The selection comes after O’Grady hit .556 at the Lobo Classic and led the Lobos with 10 hits, 17 total bases, 10 RBI, as well as with a .944 slugging percentage and a .609 on-base percentage. She also drew three walks, hit four doubles, a home run and her first career sacrifice fly on the weekend.
- Hitting in the leadoff spot for all six games, O’Grady recorded multiple hits in four of the six games played, including going 3-for-4 in the opening game against La Salle on Feb. 28, recording three runs batted in. She went 2-for-2 at the plate in the second game against La Salle with a grand slam in the third inning on a 3-2 pitch to give UNM an 8-1 lead as well as reached base with two walks. It was the first grand slam of the senior’s career, and her second home run of the season.
- Her four doubles gives her a season total of 13. A native of Orange, Calif., O’Grady currently leads the NCAA in doubles and leads the conference in doubles per game with 0.65. O’Grady also leads the Mountain West in on-base percentage with .554.
- In addition, her 13 doubles passes her season total in 2018 of 12, nearly matches her season total from 2019 of 16 and she is just eight doubles away from tying the single season record for doubles in program history. In her career, O’Grady has 41 doubles, which is tied for fifth in UNM history and is eight shy of setting the program career record.

GOING THE DISTANCE K5

- While the Lobos have more depth at the pitcher position than in recent years, the Lobos utilized just two in their two wins on Saturday, Feb. 8.
- Freshman right-hander Brianna Sanchez pitched a complete 7.0 innings in her first collegiate start against (RV) Stanford, allowing just four hits and striking out one, while throwing 47 strikes on 86 total pitches for the shutout. The freshman found herself in trouble just once with a bases-loaded situation in the second, but for the most of the morning, the Lobo pitcher kept the Cardinal off of the base paths, retiring the order in the third and fourth. The four hits were scattered through four innings and each time the defense kept the runners stranded, with the Cardinal leaving a total of five runners on base in the game.
- In the next game against host GCU, senior left-hander Kiana Spencer finished with a final stat line of 7.0 innings of work, six hits, four runs (all earned), two strikeouts, four walks and 55 strikes on 93 pitches thrown. It was the 12th complete game for Spencer as a Lobo.
- In the Susan Craig Classic, Spencer pitched two more complete games, with both resulting in run-rule wins for the Lobos. On Friday night against Northern Colorado, the left-hander finished with a stat line of 5.0 innings of work, two walks and 67 pitches thrown with 40 of them called strikes. In Saturday’s game against UCSB, Spencer posted 5.0 innings of work, allowing just one run on five hits, while striking out two batters and walking three. Of the 76 pitches thrown, 44 went for strikes.
- Over the weekend, Bailey Klitzke pitched her first complete game of the season against Northern Colorado, allowing nine hits, six runs (two earned), while walking two and striking out six. It was the third complete game that Klitzke has pitched at UNM, facing a career-high 34 batters.

DOUBLE UP

- UNM has recorded 11 double plays this season, already surpassing the total number the Lobos had in 2019 (six) and nearly matching the number in 2018 (13).
- The Lobos had three in the first game of the Mary Nutter Collegiate Classic against UC Riverside in the second, third and fifth innings with Rachael Hathoot accounting for two of them at third.
- Hathoot has recorded four double plays, Cameryn O’Grady has been involved in four double plays and Gavyn Shafer has been a part of four double plays. Brianna Sanchez and Lauren Wilmert have been involved with two double plays and Sydney Broderick, Leslie Romero, Andrea

Howard and Taylor Jones have each been involved in one double play.

- UNM recorded three double plays at the Lobo Classic, two of which came in games against La Salle.

FRESHMEN STEP UP IN THE FIRST MONTH OF PLAY

- UNM had three freshmen start all five games at the GCU Kickoff Tournament on opening weekend in Briana Martinez, Rachael Hathoot and Gavyn Shafer, with four making an appearance overall, and were put in key roles in which they delivered. To date, Hathoot and Martinez have started all 20 games while Shafer has started 19.
- Martinez has hit in the third spot in the lineup all 20 games, while Hathoot led off in 14 games and in the second spot in six games.
- Martinez is second in several categories, including batting average, on-base percentage, hits, doubles, and leads the team in walks and stolen bases. The New Mexico native is a perfect 5-for-5 in stolen base attempts. She is third in slugging percentage, total bases and runs batted in. Martinez has also reached base in all 20 games this season, the only Lobo to do so.
- Hathoot is second in runs scored, fourth in hits, total bases and runs batted in, but leads the Lobos in hit-by-pitches. She is the only Lobo to have recorded a triple to date this season, which she has done twice. Hathoot started off the season hitting in the leadoff spot in 14 games and recently moved to the second spot in the lineup in the last six games. She is 2-for-3 when batting with a runner on third and less than two outs, 16-for-30 in advancing runners and has four RBI with two outs.
- Shafer has spent time at both first and second, mostly at second, in her 19 starts and produced her first double play against Stanford in the 2-0 win. The infielder has 30 assists on the season, the third-most on the team in the category, has 49 putouts (third on the team) and has been involved in four double plays. Her first RBI came on a sacrifice fly in the season opener against Weber State. Shafer is 3-for-4 on the season with a runner on third and less than two outs, 17-for-30 in advancing runners and has two runs batted in with two outs. The infielder currently has a six-game hitting streak going into the Longhorn Invitational.
- Sanchez has made a team-high 12 appearances in the circle but also has a team-low ERA of 4.30 with 29.1 innings of work. The right-hander has also accounted for a double play to close out the 2-0 win against Stanford in which she caught a line drive and threw it to first for the final out. Against Northern Colorado, Sanchez also started a double play, fielding the ground ball back to the pitcher, throwing to Cameryn O'Grady at second who threw it to Ryan Tuck at first. In the win against UC Riverside, Sanchez threw a scoreless 2.2 innings in relief, allowing just two hits while walking two and striking out one to earn the save. Of the 39 pitches she threw, 25 went for strikes. She has also pitched a scoreless game against California, going 1.1 innings and 1.0 inning against La Salle.

THANK YOU, T.Y.

- Junior outfielder Taryn Young had an impressive Mary Nutter Collegiate Classic, recording five of her 11 hits this season in California. Of the five hits, three of them went for home runs, giving the Lobo five runs batted in for the tournament. Against San Diego, the California native reached base twice via walks.
- In the final game of the Mary Nutter against Cal, Young accounted for both Lobo hits and all three Lobo runs, hitting a solo home run in the fifth to tie the game and a two-run home run in the seventh with two outs.
- Young is second on the team in home runs, fifth in hits, batting average, runs batted in and total bases, fourth in slugging percentage and on-base percentage, and third in runs scored.
- The junior has six runs batted in with two outs, is 6-for-13 as the leadoff hitter in an inning and 9-for-22 in advancing runners.

ROOM TO IMPROVE

- In the four games that the Lobos lost prior to the Mary Nutter, there was one common theme: runners left on base. In the season opener against Weber State and the next game against Stanford, UNM left 11 runners stranded in each game. In the loss to GCU, UNM left 10 runners on base and in the last game against UCSB, the Lobos left eight runners on base.
- However, in the four losses for UNM at the Mary Nutter, the bats became cold with the Lobos registering one hit against Missouri, two against Cal and three against Arizona State. The Lobos had their chance in the game against Cal in the fourth inning to get on the board and potentially take a lead, loading the bases with no outs, but the Lobos grounded into a double play and fouled out to left to leave two runners on base.
- At the Lobo Classic, UNM left nine runners on base in the first game against Northern Colorado and the second game against La Salle and eight runners on in the final game against South Dakota.

NATIONALLY RANKED

- Through the first 20 games of the season, UNM is ranked among the top 30 in a trio of categories.
- The Lobos rank third in the NCAA in walks with 91, 15th in double plays per game at 0.55 and 30th in the country in doubles with 32, and lead the Mountain West in double plays per game, home runs per game (1.05) and walks.
- Individually, Cameryn O'Grady leads the NCAA in doubles (13) and is sixth in doubles per game (0.65). Andrea Howard is 19th in home runs (seven), 49th in home runs per game (0.35), and sixth in sacrifice flies (three). Briana Martinez is 19th in walks per game (0.90) Kiana Spencer is 29th in victories with seven.
- The Lobos lead the Mountain West in home runs with 21, fielding double plays (11) and walks, is tied for second in doubles (32), tied for third in runs scored (115), third in runs batted in (105) and on-base percentage (.391), and fourth in slugging percentage (.472).

FIRST TIME FOR EVERYTHING

- Redshirt-freshman Skylar Jenkins made her first start in Sunday's game against UCSB, coming off of her first collegiate hit and home run the day before. Entering as a pinch hitter for the Lobos in the sixth inning against Northern Colorado, Jenkins recorded her first collegiate hit with a two-run home run to right field.
- Freshman Gavyn Shafer registered her first collegiate hit in the first game against UNC on Feb. 14 in the second inning, also tallying her first RBI.
- Sophomore Leslie Romero's first collegiate hit also was memorable as it resulted in a RBI in the Feb. 15 game against UCSB. Romero hit a double in the fourth inning to give UNM a 4-1 lead after hitting a sacrifice fly in the first inning to allow Andrea Howard to tag from third.
- Pitcher Alexis Buddenhagen recorded her first strikeout as a Lobo against Arizona State in the fourth inning on a 3-2 pitch.

ONE FINAL GO AROUND FOR O'GRADY

- Cameryn O'Grady enters her final season in the Cherry and Silver with several milestones achieved.
- The shortstop currently has a streak of 117 games in the starting lineup dating back to Feb. 18, 2018, all at shortstop. In the last three years, the California native has started all but one game.
- This season, the senior shortstop leads the team in batting average (.429), hits (24), doubles (13), runs scored (20), slugging percentage (.768), on-base percentage (.554) and total bases (43) and second in RBI (20) and walks (14).
- In addition, O'Grady currently sits at 121 career hits, recording her 100th hit against Grand Canyon on Feb. 8.
- Entering her fourth season, O'Grady has started 144 games, played in 152. She had her best season as a Lobo in 2019 with a hitting percentage of .348 with 49 hits, 16 doubles, six home runs, 85 total bases, and tied her season-best total of 26 RBI.
- In 2019, O'Grady had 11 multiple hit games, seven multiple RBI games and had a streak of nine games with a hit and 15 games reaching base safely. Last season, O'Grady recorded a hit in 35 games (66%).
- O'Grady hit in the three spot in 31 games, in the cleanup spot 16 games and led off for the Lobos six games last season.
- As the leadoff hitter, O'Grady was 18-for-33 (.545). With a runner on third and less than two outs, O'Grady was 4-for-9 (.444), was 13-for-38 (.342) with runners in scoring position and was .500 (45-for-90) in successfully advancing runners.
- O'Grady has already made the UNM record book in career walks with 66, which ranks ninth all-time. If she were to replicate her 2019 total of 31 walks, she would move up to third with 97. To date, she has 14 walks this season, giving her 80 in her career, which places her one walk out of a tie for fourth.



- The shortstop has cracked the top 10 in career doubles, which she currently has 41, putting her tied for fifth. To date, O'Grady has 13 on the season and is eight away from setting the career record and nine from setting the single season record.
- Speaking of the record book, in 2019, O'Grady posted 16 doubles to rank tied for the fourth-most in a single season, her 31 walks tied for seventh in a single season and she had an on-base percentage of .474 to rank tied for the eighth-highest percentage in a single season in program history.

HOWARD: FROM ABO TO TOKYO

- Junior Andrea Howard qualified with the Italian national team over the summer for the 2020 Olympics in Tokyo, a team that she has played with since 2017.
- On July 27, Italy defeated Great Britain 5-0 in the WBSC Europe/ Africa Qualifier championship game in Utrecht, Netherlands to clinch a bid to the 2020 Olympics.
- In what may be a preview for the Summer Games, Howard hit a home run in UNM's exhibition game against Team USA at the Mary Nutter Collegiate Classic against pitcher Ally Carda to score the Lobos' only run.
- Howard will be just the second Lobo softball player to represent their country in the Olympics, joining Jackie Van Hooydonk who played in two Olympics for Canada (2000, 2004).
- Howard leads the team in RBI (22), and home runs (seven), is second at the slugging percentage (.678) and total bases (40), third in batting average (.288), fourth in runs scored (13), fifth in on-base percentage (.366) and tied for third in walks (nine).
- The outfielder is 6-for-9 in situations with a runner on third and less than two outs, 22-for-46 in advancing runners, 4-for-11 as the leadoff hitter in an inning, and has a team-best 11 runs batted in with two outs.

CLUTCH KLITZKE

- This season, Klitzke has been tasked to hit in the cleanup spot in six games, three times in the fifth spot and twice in the sixth spot thus far.
- So far, Klitzke is fourth in batting average, fifth on the team in slugging percentage, third in on-base percentage and tied for third in walks. Klitzke is 4-for-4 in situations in which there is a runner on third and less than two outs, 2-for-4 as the leadoff batter and 13-for-26 in successfully advancing runners.
- At the Mary Nutter Collegiate Classic, Klitzke made four appearances and one start, pitching 13.0 innings. On Saturday, Feb. 22, Klitzke pitched a scoreless combined 6.2 innings, striking out eight batters and allowing just four hits and one walk. She also started the game against Team USA, striking out four hitters and recorded a double at the plate.
- In her first initial year at UNM, Bailey Klitzke proved to be a vital member in the lineup, whether in the circle or at the plate. The now-senior played in 46 games, starting in 44 as either the designated player or pitcher.
- The highlight at the plate for Klitzke came in the first game of the doubleheader against North Dakota, hitting a game-winning triple with bases loaded.
- Klitzke produced eight multiple hit games and seven multiple RBI games, hitting in the cleanup spot in five games, the fifth spot in eight, leadoff in three and sixth in 25 games.
- In the circle, Klitzke recorded at least one strikeout in 18 games in 2019, with a season-high eight strikeouts twice (UTEP, Feb. 8 and UIC, Feb. 16).

PLEASE ALLOW ME TO INTRODUCE MYSELF

- The 2020 UNM Lobos will have many new faces this season with 11 newcomers, comprising half the total team, eight of which are freshmen.
- In the offseason, the Lobos added freshmen Briana Martinez, Rachael Hathoot, Jayden Gandert, Jocelyn Ulrich, Sam Kortsen, Gavyn Shafer, Brianna Sanchez and Jennifer Hernandez. The Lobos also added transfers in Taryn Young (Arizona), Reyan Tuck (Towson) and Alexis Buddenhagen (Bethany College).

STAYING HOME

- There are 10 New Mexico natives on the 2020 roster, seven of which are from Albuquerque.
- Included in the 10 is the 2019 New Mexico Gatorade Softball Player of the Year Briana Martinez from Rio Rancho High School.
- The 10 representing the "Land of Enchantment" are Lauren Wilmert (Albuquerque), Rachael Hathoot (Albuquerque), Andrea Howard (Albuquerque), Taylor Jones (Albuquerque), Alexis Buddenhagen (Albuquerque), Jennifer Hernandez (Albuquerque), Jocelyn Ulrich (Aztec), Kiana Spencer (Gallup) and Martinez (Albuquerque).
- This year's team has the most representatives from New Mexico in the last at least seven years, doubling the number of in-state players on the roster from 2017 and 2018. Previously, the most on a roster was seven in 2008.

PUTTING THE PIECES OF THE PUZZLE TOGETHER

- For the second-straight year, the UNM roster underwent a major renovation with the departure of eight letterwinners and an addition of the aforementioned 11 newcomers.
- The Lobos also have 13 underclassmen on the roster, with a team-high eight freshmen and one redshirt freshman who will have an opportunity to see playing time this season.
- However, in the circle, the Lobos retained all three pitchers from 2019 and doubled their options with the addition of freshmen RHP Jayden Gandert and RHP Brianna Sanchez and junior LHP Alexis Buddenhagen.
- Kiana Spencer recorded the most starts (23) and complete games (11) for the Lobos in 2019, including pitching a complete game against then- No. 7 Alabama, allowing one run on six hits in a 1-0 loss. In addition, the LHP recorded at least one strikeout in 23 games.
- Kennedy Ferguson had a solid rookie campaign for UNM with a team-leading 4.98 ERA, starting in 21 games, making 33 appearances and completing nine games. The RHP appeared in the circle a team-high 125.0 innings. Highlights for her on the season included striking out 11 batters against North Dakota and pitching a complete game against then- No. 3 Florida, giving up one run in extra innings on five hits while striking out five.
- In addition, the Lobos return six mainstays in the lineup, including senior shortstop Cameryn O'Grady who started all 53 games last season, the only Lobo to do so. O'Grady led the team in batting average (.348), slugging percentage (.603), on-base percentage (.474), runs scored (32), hits (49), doubles (16), total bases (85) and walks (31). Another staple is senior Lauren Wilmert, who started in 47 games in 2019, 23 behind the plate and 24 at first. Wilmert threw out seven runners last season, was second in slugging percentage (.500) and total bases (67) and tied for second in hits (35) and doubles (9), and hit two grand slams on the season.

TOUGH TASK AHEAD

- The 2020 schedule will test the Lobos as UNM will play 12 teams that reached the NCAA Tournament in 2019, with two teams reaching the Super Regional (Arizona and Texas) and one going all the way to the Women's College World Series (Arizona).
- Of the 29 teams that the Lobos will face, four teams compiled 40 or more wins in 2019 and 17 posted 30-plus wins last season. Combined, the teams recorded 878 wins last year and represent 13 different conferences. Of those, UNM will face seven schools from the Power 5, including four from the Pac-12, two from the Big 12 and one from the SEC.
- UNM is scheduled to play four teams that were ranked in the USA Today/ NFCA Coaches Preseason Poll and five teams receiving votes. Two of the teams on UNM's schedule (Arizona and Texas) ranked in the top six in the USA Today/ NFCA Coaches preseason rankings (with U of A receiving a first-place vote), as well as No. 18 Texas Tech and No. 22 Arizona State. Missouri, Boise State, Stanford, Fresno State and San José State were all receiving votes.
- In the ESPN.com / USA Softball Collegiate Top 25 Preseason Poll, four teams on the schedule were ranked with four more receiving votes. Arizona was the highest ranked at fifth followed by Texas sixth. Texas Tech ranked 19th and Arizona State 22nd. Receiving votes were Missouri, Stanford, Boise State and San Diego State.
- As an added bonus, the Lobos are scheduled to face the USA Olympic Team on Feb. 20 at the Mary Nutter Classic.

HOME COMFORT

- Unlike last season in which the Lobos began the season with five non-conference tournaments on the road, UNM will host two tournaments at Lobo

Softball Field in 2020.

- The Lobos play 24 of their 57 games at home starting with the Susan Craig Classic on Feb. 14.
- All in all, UNM will not travel more than one time zone away, with the farthest distance to travel being San Jose, Calif. (1044 miles) to open Mountain West play March 13-15.

SCOUTING TEXAS SOUTHERN

- The Lobos have never played Texas Southern previously.
- Outside of the Longhorn Invitational opponents, the Lobos and Lady Tigers have no common opponents.
- The Lady Tigers enter the tournament 7-10 but having won their last four games, defeating Houston-Victoria 3-1 and 9-2 and Lamar 6-1 and 5-3.
- To date, Texas Southern is hitting .248 with 41 runs, 101 hits, nine doubles, one triple and three home runs. The Lady Tigers are 19-for-20 in stolen bases and have an on-base percentage of .319.
- Zariah Robins leads the team in batting average (.344), Tevanae Tate leads with 13 hits and former Lobo player Daryn Haslam leads with two home runs, 19 total bases, slugging percentage (.500), on-base percentage (.438) and 13 RBI. Crimson Davis leads in steals and steal attempts at 7-8, with Robins is 4-4 and Ashling Shahan, Terren Vinson and Tate is 2-2.
- In the circle, the Lady Tigers have started four pitchers and thrown a total of seven pitchers. Naomi Reyes has made seven starts and pitched 38.0 innings with two complete games and two shutouts. She has given up 31 hits, 15 runs (12 earned) and walked 14 while striking out 40 and carries an ERA of 2.84 and a 2-4 record. Chelsea Baxter has started four games with six appearances and is 2-2 on the season. In 22.2 innings pitched, Baxter has allowed 26 hits, 13 runs (seven earned), six walks and six strikeouts. Jazmine Gendorf has pitched in five games with four starts with two complete games and one save. In 26.1 innings in the circle, Gendorf has given up 24 hits, 10 runs (nine earned), and eight walks and struck out nine.
- Texas Southern was picked to win the SWAC West.

SCOUTING LIBERTY

- The Lobos are 2-0 overall against Liberty, with the two meetings coming on March 18, 2005 (4-2) and March 20, 2005 (10-2).
- Liberty enters the tournament 7-11 after having won its last six games, but is 3-11 on neutral fields. Of note, the Flames defeated No. 6 Michigan 6-5 to start the win streak.
- UNM and Liberty have just one common opponent this season in Missouri, with the Flames losing 5-4 to the Tigers. Liberty also played Team USA in an exhibition, in which the Flames lost 18-0 in five innings.
- To date, the Flames are batting .258 with 119 hits and 69 runs on 22 doubles, one triple and 14 home runs. They have reached base on 37 walks and have struck out 81 times. LU is 14-16 on stolen base attempts and have an on-base percentage of .327.
- Amber Bishop leads the Flames with a .400 batting average, 22 hits, 18 RBI, eight home runs, 47 total bases, .468 on-base percentage and .855 slugging percentage. Savannah Channell has a team-high six walks and Kara Canetto has a team-high five doubles. Madison Via is 5-7 in stolen base attempts with Channell and Blake Gibson 2-2.
- In the circle, the Flames have used four pitchers with Karlie Keeney making a team-high 14 appearances and eight starts, and throwing six complete games. Keeney has thrown 65.0 innings with 65 hits, 31 runs (27 earned), 17 walks and 42 strikeouts and carries a 2.91 ERA and 4-4 record. Megan Johnson is 3-3 on the season with six starts and has a 4.67 ERA. Johnson has thrown two complete games with 30.0 innings, 33 hits, 24 runs (20 earned), seven walks and 15 strikeouts. Kestin Belogorska is 0-2 with four appearances and two starts, throwing just 4.2 innings with five hits, three runs (all earned) and three walks. Emily Kirby has also made two starts and is 0-2, but has appeared in six games. Throwing 15.2 innings, Kirby has given up 31 hits, 26 runs (20 earned) and seven walks.
- Liberty was picked as the preseason favorite in the ASUN preseason poll with Amber Bishop, Autumn Bishop and Madison Via selected to the ASUN preseason all-conference team.

SCOUTING TEXAS

- The Lobos are 0-4 against the Longhorns, with the last time the two teams met being April 1, 2012, a 5-0 win for No. 6 Texas.
- UNM and Texas have six common opponents outside of the Longhorn Invitational in Weber State, Boise State, Colorado State, Fresno State, Texas Tech and BYU. The Longhorns beat Colorado State (12-3, 5 innings), Weber State (9-4) and Boise State (6-2), but lost to Fresno State (4-3).
- The Longhorns enter the tournament having won their last two games, and are 7-3 in their last 10 games. Of note, Texas defeated then-No. 2 Washington 8-6 and No. 1 UCLA 6-4 (8). Texas is 12-2 in home games. They are coming off of a weekend in which they defeated four top-15 teams.
- To date, UT is hitting .372 with 174 runs scored on 218 hits on 52 doubles, seven triples and 20 home runs. The Longhorns have an on-base percentage of .449 and are 24-29 in stolen base attempts.
- Janae Jefferson leads the Longhorns in hits at 32 and in batting average with .516, as well as in stolen bases, going 7-7. Lauren Burke leads with 12 doubles and a slugging percentage of .849, while Kaitlyn Washington leads with two triples and Courtney Day leads with five home runs. Colleen Sullivan has a team-high 13 walks.
- In the circle, the Longhorns have used five pitchers, two of which have an ERA under 2.0 and three under 2.5. Courtney Day has made nine appearances and two starts, carrying a 1.18 ERA in 23.2 innings for a 4-0 record. The RHP has pitched one complete game and allowed 14 hits, six runs (four earned), and has 18 strikeouts and zero walks. Miranda Elish carries a 1.50 ERA with 14 appearances and 10 starts, pitching 70.0 innings and nine complete games. The RHP is 9-3 with 43 hits allowed, 17 runs (15 earned), 16 walks and 82 strikeouts. Shealyn O'Leary is 5-0 following nine starts and three complete games. The RHP has a 2.30 ERA on 42.2 innings pitched, with 38 hits, 17 runs (14 earned), nine walks and 29 strikeouts. Ariana Adams is 2-0 on the season with five appearances and two starts, pitching 9.2 innings with six hits, six runs (five earned), seven walks and six strikeouts.
- As a staff, the pitchers have an ERA of 1.97 with 13 complete games and seven shutouts, allowing 101 hits, 49 runs (41 earned) and 37 walks while striking out 135. They have given up just 11 doubles, a triple and seven home runs this season with opponents hitting .185 off of them.
- Lauren Burke was named the Big 12 Conference Player of the Week and Shea O'Leary was named the Big 12 Conference Pitcher of the Week.
- Texas leads the NCAA in doubles, is second in batting average and doubles per game, third in on-base percentage, eighth in slugging percentage (.587), 10th in scoring and shutouts, 16th in walks and 18th in strikeout-to-walk ratio (3.65). Individually, Burke is second in doubles, behind UNM's Cameryn O'Grady, and Janae Jefferson is fourth in hits and 13th in on-base percentage (.587).
- The Longhorns were picked to finish second in the Big 12 preseason poll with 29 points, finishing behind Oklahoma.



STAT COMPARISON

	UNM	TSU	LU	UT
BA	.273	.248	.258	.372
R	115	41	69	174
H	136	101	119	218
2B	32	9	22	52
3B	2	1	1	7
HR	21	3	14	20
RBI	105	40	69	164
BB	91	37	37	76
SO	90	118	81	65
ERA	5.72	4.77	4.25	1.97
SO	45	62	69	135
BB	58	37	34	37
H	162	119	134	101
R	106	69	84	49
ER	82	55	70	41
DP	11	5	5	15
FLD%	.966	.961	.958	.955

Hitting

Pitching

Fld.

MOUNTAIN WEST INFORMATION

PRESEASON MOUNTAIN WEST POLL

Rk.	Team (1st-Place Votes)	Points
1.	San José State (2)	53
2.	San Diego State (3)	50
3.	Colorado State (1)	45
3.	UNLV (1)	45
5.	Fresno State (1)	44
6.	Boise State (1)	41
7.	Nevada	23
8.	Utah State	15
9.	New Mexico	8

MOUNTAIN WEST PLAYERS OF THE WEEK

2020 MW Softball Player of the Week
Feb. 11 – Alison Seng, Jr., INF, Boise State
Feb. 18 – Alesia Denby, Fr., INF, Fresno State
Feb. 25 – Justine Federe, Sr., INF, UNLV
Mar. 2 – Cameryn O’Grady, Sr., INF, New Mexico

2020 MW Softball Pitcher of the Week
Feb. 11 – Kelsey Broadus, Sr., LHP, Boise State
Feb. 18 – Kapri Toone, So., RHP, Utah State
Feb. 25 – Shannon Haddad, Fr., RHP, San José State
Mar. 2 – Hailey Dolcini, Jr., RHP, Fresno State

ESPN.COM/USA SOFTBALL COLLEGIATE TOP 25

WEEK 4 • MARCH 3

Rk.	Team (1st Votes)	Pts.	Rec	Prev.
1.	UCLA (15)	19-1	495	1
2.	Texas (5)	20-3	472	3
3.	Washington	19-2	469	2
4.	LSU	16-3	421	4
5.	Arizona	17-3	406	7
6.	Oklahoma	15-4	387	5
7.	Louisiana-Lafayette	14-5	349	9
8.	Florida	17-4	342	6
9.	Oregon	17-2	319	10
10.	Kentucky	17-3	290	13
11.	Florida State	10-6	282	8
12.	Oklahoma State	13-5	274	14
13.	Alabama	12-7	273	12
14.	Georgia	20-4	225	15
15.	Arizona State	16-6	200	16
16.	Michigan	12-6	192	11
17.	South Carolina	14-4	182	17
18.	Baylor	17-4	162	19
19.	Minnesota	12-7	148	18
20.	Arkansas	16-4	86	21
21.	Virginia Tech	16-4	80	20
T22.	Mississippi State	18-3	65	RV
T22.	UCF	16-2	65	RV
24.	Missouri	15-6	60	23
25.	Utah	12-2	52	RV

Others receiving votes: Fresno State (45), North Texas (24), Stanford (24), Louisville (17), San Jose State (16), Oregon State (13), Tennessee (13), South Florida (11), Texas Tech (8), Wisconsin (8), Cal State Fullerton (7), Duke (5), James Madison (5), Villanova (5), Notre Dame (3), Auburn (1)

USA TODAY/ NFCA COACHES TOP 25 POLL

WEEK 4 • MARCH 3

Rk.	Team (1st Votes)	Pts.	Rec	Prev.
1	UCLA (26)	793	19-1	1
2	Washington (4)	766	19-2	2
3	Texas (2)	738	20-3	3
4	Arizona	675	17-3	7
5	LSU	649	16-3	4
6	Oklahoma	638	15-4	5
7	Florida	589	17-4	6
8	Louisiana	576	14-5	10
9	Alabama	493	12-7	8
10	Kentucky	484	17-3	12
11	Oregon	461	17-2	10
12	Florida State	433	10-6	9
13	Georgia	398	20-4	14
14	Oklahoma State	390	13-5	15
15	South Carolina	303	14-4	16
16	Michigan	287	12-6	13
17	Arizona State	281	16-6	17
18	Minnesota	220	12-7	18
19	Virginia Tech	198	16-4	19
20	Arkansas	184	16-4	22
21	Baylor	170	17-4	23
22	UCF	139	16-2	RV
23	Missouri	111	15-6	21
24	Mississippi State	78	18-3	RV
25	Fresno State	74	16-4	RV

Others receiving votes: North Texas (47), Utah (43), Tennessee (41), James Madison (27), Stanford (27), San Jose State (21), Texas Tech (19), Oregon State (12), Clemson (10), Houston (9), Notre Dame (5), Duke (3), Loyola Marymount (3), Villanova (2), Wisconsin (2), Tulsa (1)

BY THE NUMBERS

Statistic	All Games	MW	MW Games
Batting Average:	.273	5th	--
Slugging Percentage:	.472	4th	--
On Base Percentage:	.391	3rd	--
Runs Scored:	115	T-3rd	--
Hits:	136	6th	--
RBIs:	105	3rd	--
HRs:	21	1st	--
Total Bases:	235	T-4th	--
ERA:	4.45	9th	--
Opp. Batting Avg.:	.310	9th	--
Batters Struck Out:	45	9th	--
Hits Allowed:	162	9th	--
Runs Allowed:	106	9th	--
Earned Runs Allowed:	82	9th	--
Walks Allowed:	58	8th	--
Home Runs Allowed:	18	8th	--
Fielding Percentage:	.966	5th	--
Putouts:	387	5th	--
Fielding Double Plays:	11	1st	--
Caught Stealing By:	5	T-3rd	--

MOUNTAIN WEST STANDINGS

School	Conf.	Conf. %	Overall	Overall %	Streak
San José State	0-0	0.000	19-4	0.826	L1
Fresno State	0-0	0.000	16-4	0.800	W1
UNLV	0-0	0.000	16-5	0.762	W1
San Diego State	0-0	0.000	14-8	0.636	W1
Boise State	0-0	0.000	12-8	0.600	W1
Colorado State	0-0	0.000	9-9	0.500	L3
New Mexico	0-0	0.000	10-10	0.500	L1
Utah State	0-0	0.000	9-10	0.474	W1
Nevada	0-0	0.000	7-12	0.368	W1

NUMERICAL ROSTER

#	NAME	POS	HT	YR	B/T	HOMETOWN (PREVIOUS SCHOOL)
00	Andrea Howard	OF	5-6	Jr.	L/L	Albuquerque, N.M. (La Cueva HS)
1	Briana Martinez	UT	5-3	Fr.	R/R	Albuquerque, N.M. (Rio Rancho HS)
3	Rachael Hathoot	IF	5-8	Fr.	R/R	Albuquerque, N.M. (La Cueva HS)
4	Taryn Young	OF	5-8	Jr.	R/R	Anaheim, Calif. (Arizona)
5	Sydney Broderick	C	5-4	Jr.	R/R	Mesa, Ariz. (Desert Ridge HS)
6	Jayden Gandert	P	5-7	Fr.	R/R	Rio Rancho, N.M. (Cleveland HS)
7	MacKenzie Peterson	OF	5-9	So.	R/R	Gilbert, Ariz. (Phoenix College)
8	Bailey Klitzke	P/1B	5-8	Sr.	L/L	Apache Junction, Ariz. (Wichita State)
9	Taylor Jones	IF	5-7	Jr.	R/R	Albuquerque, N.M. (La Cueva HS)
10	Cameryn O'Grady	SS	5-6	Sr.	L/R	Orange, Calif. (El Modena HS)
13	Kennedy Ferguson	P	5-6	So.	R/R	Camas, Wash. (Camas HS)
14	Jocelyn Ulrich	OF	5-7	Fr.	L/R	Aztec, N.M. (Aztec HS)
15	Sam Kortsen	IF	5-10	Fr.	R/R	Willcox, Ariz. (Thatcher HS)
16	Leslie Romero	OF	5-4	So.	R/R	Gonzales, Calif. (Salinas HS)
22	Gavyn Shafer	IF	5-10	Fr.	R/R	Hillsboro, Ore. (Century HS)
24	Skylar Jenkins	OF	5-5	R-Fr.	R/R	Lawrenceville, Ga. (Buford HS)
25	Brianna Sanchez	P	5-6	Fr.	R/R	West Covina, Calif. (Bishop Amat HS)
32	Lauren Wilmert	C/1B	5-10	Sr.	R/R	Albuquerque, N.M. (Volcano Vista HS)
44	Alexis Buddenhagen	P	5-4	Jr.	L/L	Albuquerque, N.M. (Bethany College)
66	Jennifer Hernandez	IF	5-2	Fr.	L/R	Albuquerque, N.M. (Atrisco Heritage Academy)
77	Reyan Tuck	IF	6-0	So.	R/R	Hillsboro, Ore. (Towson)
99	Kiana Spencer	P	5-6	Sr.	L/L	Gallup, N.M. (Yavapai College)

ALPHABETICAL ROSTER

#	NAME	POS	HT	YR	B/T	HOMETOWN (PREVIOUS SCHOOL)
5	Sydney Broderick	C	5-4	Jr.	R/R	Mesa, Ariz. (Desert Ridge HS)
44	Alexis Buddenhagen	P	5-4	Jr.	L/L	Albuquerque, N.M. (Bethany College)
13	Kennedy Ferguson	P	5-6	So.	R/R	Camas, Wash. (Camas HS)
6	Jayden Gandert	P	5-7	Fr.	R/R	Rio Rancho, N.M. (Cleveland HS)
3	Rachael Hathoot	IF	5-8	Fr.	R/R	Albuquerque, N.M. (La Cueva HS)
66	Jennifer Hernandez	IF	5-2	Fr.	L/R	Albuquerque, N.M. (Atrisco Heritage Academy)
00	Andrea Howard	OF	5-6	Jr.	L/L	Albuquerque, N.M. (La Cueva HS)
24	Skylar Jenkins	OF	5-5	R-Fr.	R/R	Lawrenceville, Ga. (Buford HS)
9	Taylor Jones	IF	5-7	Jr.	R/R	Albuquerque, N.M. (La Cueva HS)
8	Bailey Klitzke	P/1B	5-8	Sr.	L/L	Apache Junction, Ariz. (Wichita State)
15	Sam Kortsen	IF	5-10	Fr.	R/R	Thatcher, Ariz. (Thatcher HS)
1	Briana Martinez	UT	5-3	Fr.	R/R	Albuquerque, N.M. (Rio Rancho HS)
10	Cameryn O'Grady	SS	5-6	Sr.	L/R	Orange, Calif. (El Modena HS)
7	MacKenzie Peterson	OF	5-9	So.	R/R	Gilbert, Ariz. (Phoenix College)
16	Leslie Romero	OF	5-4	So.	R/R	Gonzales, Calif. (Salinas HS)
25	Brianna Sanchez	P	5-6	Fr.	R/R	West Covina, Calif. (Bishop Amat HS)
22	Gavyn Shafer	IF	5-10	Fr.	R/R	Hillsboro, Ore. (Century HS)
99	Kiana Spencer	P	5-6	Sr.	L/L	Gallup, N.M. (Yavapai College)
77	Reyan Tuck	IF	6-0	So.	R/R	Hillsboro, Ore. (Towson)
14	Jocelyn Ulrich	OF	5-7	Fr.	L/R	Aztec, N.M. (Aztec HS)
32	Lauren Wilmert	C/1B	5-10	Sr.	R/R	Albuquerque, N.M. (Volcano Vista HS)
4	Taryn Young	OF	5-8	Jr.	R/R	Anaheim, Calif. (Arizona)

RETURNERS (11) - 2019 SEASON STATS

No.	Name	Pos.	Cl.	Avg.	GP-GS	AB	R	H	2B	3B	HR	RBI	SLG%	FLD%
00	Andrea Howard	OF	So.	.192	46-46	125	25	24	9	2	3	15	.368	.962
5	Sydney Broderick	C	So.	.095	33-30	63	5	6	2	0	1	3	.175	.952
7	MacKenzie Peterson	OF	Fr.	.176	21-13	34	2	6	0	0	0	2	.176	.941
8	Bailey Klitzke	P/1B	Jr.	.297	49-45	118	11	35	6	3	2	26	.449	1.000
9	Taylor Jones	IF	So.	.138	42-35	87	10	12	1	0	2	5	.218	.963
10	Cameryn O'Grady	SS	Jr.	.348	53-53	141	32	49	16	1	6	26	.603	.894
16	Leslie Romero	OF	Fr.	.000	10-2	12	0	0	0	0	0	0	.000	1.000
32	Lauren Wilmert	C	Jr.	.261	47-47	134	23	35	9	1	7	35	.500	.962

PITCHERS RETURNING (3) - 2019 SEASON STATS

No.	Name	Cl.	ERA	W-L	APP	GS	CG	SHO	SV	IP	SO	BF
13	Kennedy Ferguson	Fr.	4.98	4-15	33	21	9	1/0	0	125.0	74	623
99	Kiana Spencer	Jr.	6.37	6-18	33	23	11	2/0	1	122.0	66	626
8	Bailey Klitzke	Jr.	9.97	2-8	27	9	2	0/0	1	59.2	56	350

KEY PLAYERS LOST (3) - 2019 SEASON STATS

No.	Name	Pos.	Avg.	GP-GS	AB	R	H	2B	3B	HR	RBI	SLG%	FLD%
44	Aleyah Wilbon	OF	.324	43-24	74	13	24	1	0	3	3	.338	.971
4	D'Andrea DeFlora	OF	.234	52-52	145	29	34	5	0	3	15	.331	.976
22	Monica Salas	IF	.234	49-49	124	15	29	4	0	5	18	.387	.907

NEWCOMERS (11)

No.	Name	Pos.	No.	Name	Pos.
1	Briana Martinez	UT	22	Gavyn Shafer	IF
3	Rachael Hathoot	IF	25	Brianna Sanchez	P
4	Taryn Young	OF	44	Alexis Buddenhagen	P
6	Jayden Gandert	P	66	Jennifer Hernandez	IF
14	Jocelyn Ulrich	OF	77	Reyan Tuck	IF
15	Sam Kortsen	IF			

PRONUNCIATION GUIDE

00	ANDREA Howard	on-DRAY-uh
3	Rachael HATHOOT	HAT-who-t
14	Jocelyn ULRICH	Uhl-rich
44	Alexis BUDDENHAGEN	BUD-den-HAY-gen
	Paula CONGLETON	CONGLE-ton
	Tyler HEIL	HIGHL

CLASS

Seniors (4)

8	Bailey Klitzke	P/1B
10	Cameryn O'Grady	SS
99	Kiana Spencer	P
32	Lauren Wilmert	C/1B

Juniors (5)

44	Alexis Buddenhagen	P
00	Andrea Howard	OF
9	Taylor Jones	IF
5	Sydney Broderick	C
4	Taryn Young	OF

Sophomores (4)

13	Kennedy Ferguson	P
7	MacKenzie Peterson	OF
16	Leslie Romero	OF
77	Reyan Tuck	IF

Freshmen (9)

6	Jayden Gandert	P
3	Rachael Hathoot	IF
66	Jennifer Hernandez	IF
24	Skylar Jenkins	OF
15	Sam Kortsen	IF
1	Briana Martinez	IF
25	Brianna Sanchez	P
22	Gavyn Shafer	IF
14	Jocelyn Ulrich	OF

HOME STATE

Arizona (4)

5	Sydney Broderick	C
8	Bailey Klitzke	P
15	Sam Kortsen	IF
7	MacKenzie Peterson	OF

California (4)

10	Cameryn O'Grady	SS
16	Leslie Romero	OF
25	Brianna Sanchez	P
4	Taryn Young	OF

Georgia (1)

24	Skylar Jenkins	OF
----	----------------	----

New Mexico (10)

44	Alexis Buddenhagen	P
6	Jayden Gandert	P
3	Rachael Hathoot	IF
66	Jennifer Hernandez	IF
00	Andrea Howard	OF
9	Taylor Jones	IF
1	Briana Martinez	IF
99	Kiana Spencer	P
14	Jocelyn Ulrich	OF
32	Lauren Wilmert	C/1B

Oregon (2)

22	Gavyn Shafer	IF
77	Reyan Tuck	IF

Washington (1)

13	Kennedy Ferguson	P
----	------------------	---

POSITION

Outfield (6)	Catcher (2)	Utility (1)
Infield (7)	Pitcher (6)	



2020 NEW MEXICO LOBOS RADIO/TV ROSTER



Andrea Howard
OF | 5-6 | Jr.
Albuquerque, N.M.




Briana Martinez
UT | 5-3 | Fr.
Albuquerque, N.M.



Rachael Hathoot
IF | 5-8 | Fr.
Albuquerque, N.M.



Taryn Young
OF | 5-8 | Jr.
Anaheim, Calif.



Sydney Broderick
C | 5-4 | Jr.
Mesa, Ariz.



Jayden Gandert
P | 5-7 | Fr.
Rio Rancho, N.M.



MacKenzie Peterson
OF | 5-9 | So.
Gilbert, Ariz.



Bailey Klitzke
P/1B | 5-8 | Sr.
Apache Junction, Ariz.



Taylor Jones
IF | 5-7 | Jr.
Albuquerque, N.M.



Cameryn O'Grady
SS | 5-6 | Sr.
Orange, Calif.



Kennedy Ferguson
P | 5-6 | So.
Camas, Wash.




Jocelyn Ulrich
OF | 5-7 | Fr.
Aztec, N.M.




Sam Kortsen
IF | 5-10 | Fr.
Thatcher, Ariz.



Leslie Romero
OF | 5-4 | So.
Gonzales, Calif.



Gavyn Shafer
IF | 5-10 | Fr.
Hillsboro, Ore.



Skylar Jenkins
OF | 5-5 | R-Fr.
Lawrenceville, Ga.



Lauren Wilmert
C/1B | 5-10 | Sr.
Albuquerque, N.M.




Alexis Buddenhagen
P | 5-4 | Jr.
Albuquerque, N.M.



Jennifer Hernandez
IF | 5-2 | Fr.
Albuquerque, N.M.



Reyan Tuck
IF | 6-0 | So.
Hillsboro, Ore.



Kiana Spencer
P | 5-6 | Sr.
Gallup, N.M.



Paula Congleton
Head Coach



Tyler Heil
Assistant Coach



Breanna Macha Peterson
Assistant Coach



Madison Foust
Athletic Trainer



Brett Nakashima
Strength and Conditioning
Coach



Paula Congleton

5th Head Coach in UNM Program History
Record at UNM: 36-90

NOTEWORTHY :

- Named the fifth head coach in program history on June 20, 2017
- Enters her third season at her alma mater
- Earned her 300th career victory on April 17, 2014
- Earned her 350th career victory on April 22, 2017
- Earned her 400th career victory on May 4, 2018
- Earned her first win at UNM against St. Mary's on Feb. 9, 2018 (4-1)

MORE NOTES ON COACH CONGLETON

- Spent 19 seasons at Santa Barbara City College with the Vaqueros molding the program into one of the elite programs in the WSC
- Three-time WSC Gold Division Coach of the Year
- 2011 Southern Cal Coaching Staff of the Year
- 2011 NFCA National Coaching Staff of the Year
- Led the Vaqueros to four Southern Cal Regional appearances and one trip to the Southern Cal Super Regional
- Guided the Vaqueros to their greatest success of the program, winning a Southern Cal Regional series and advancing to the Super Regional for the first time ever in 2016
- Led the 2016 SBCC squad to the second-most games in program history (30-14)
- The 2016 team finished third WSC Gold Division
- In 2011, led the Vaqueros to a program-record 31 wins (31-7 overall), leading the team to a WSC title and the Southern Cal Regional
- Four-time Scholar Athlete first baseman for the Lobos (3.89 GPA)
- Three-time All-American at New Mexico
- Received her Doctorate in educational administration in 2009
- Served as a full-time professor at SBCC teaching health, weight training and kinesiology
- Served as Associate Athletic Director and Coordinator of the Academic Achievement Zone for student-athletes at SBCC

COACHING EXPERIENCE**Head Coach:**

2017-Present - New Mexico (36-90)
1998-2017 - Santa Barbara City Coll. (Calif.) (354-322)
1996-1998 - Cal. State University Eastbay (33-71)

Graduate Assistant:

1986-1988 - New Mexico

Overall NCAA DI record (Third Season): 36-90
Overall NCAA record (Fifth Season): 69-167
Overall record (24 years): 423-483 (.467)

ALMA MATER

New Mexico (1984)

TWITTER

Follow @CoachCongleton



2020 NEW MEXICO OVERALL STATISTICS

Record: 10-10 Home: 7-3 Away: 1-1 Neutral: 2-6 MW: 0-0

Player	avg	gp-gs	ab	r	h	2b	3b	hr	rbi	tb	slg%	bb	hp	so	gdp	ob%	sf	sh	sb-att	po	a	e	fld%
10 O'GRADY, Cameryn	.429	20-20	56	20	24	13	0	2	20	43	.768	14	3	8	0	.554	1	0	0-0	36	37	3	.961
1 MARTINEZ, Briana	.353	20-20	51	12	18	5	0	2	12	29	.569	18	1	10	0	.529	0	0	5-5	24	0	0	1.000
0 HOWARD, Andrea	.288	20-20	59	13	17	2	0	7	22	40	.678	9	0	9	0	.366	3	0	2-2	41	3	1	.978
8 KLITZKE, Bailey	.286	12-11	28	6	8	2	0	1	6	13	.464	9	0	10	0	.459	0	0	1-1	1	5	0	1.000
4 YOUNG, Taryn	.262	18-18	42	14	11	0	0	3	7	20	.476	9	0	16	0	.392	0	0	0-1	26	0	0	1.000
16 ROMERO, Leslie	.259	12-9	27	4	7	2	0	0	3	9	.333	1	0	2	0	.276	1	1	0-0	25	2	0	1.000
77 TUCK, Reyan	.258	13-11	31	1	8	1	0	0	3	9	.290	1	0	3	0	.265	2	0	1-1	56	1	0	1.000
3 HATHOOT, Rachael	.246	20-20	65	15	16	2	2	1	9	25	.385	7	3	5	0	.347	0	1	0-0	30	33	4	.940
32 WILMERT, Lauren	.235	14-13	34	6	8	1	0	1	5	12	.353	6	1	8	0	.349	2	0	0-0	57	3	1	.984
22 SHAFER, Gavyn	.184	20-19	49	7	9	2	0	0	6	11	.224	7	2	5	0	.305	1	1	0-0	49	30	2	.975

24 JENKINS, Skylar	.235	10-4	17	4	4	1	0	1	6	8	.471	2	0	5	0	.316	0	0	0-0	2	0	0	1.000
9 JONES, Taylor	.167	9-7	18	7	3	1	0	1	3	7	.389	4	2	5	0	.375	0	1	1-1	16	11	1	.964
5 BRODERICK, Sydney	.143	9-8	21	3	3	0	0	2	3	9	.429	4	0	4	0	.269	1	0	0-0	18	3	2	.913
13 FERGUSON, Kennedy	.000	1-1	0	0	0	0	0	0	0	0	.000	0	0	0	0	.000	0	0	0-0	1	7	1	.889
66 HERNANDEZ, Jennifer	.000	5-0	0	3	0	0	0	0	0	0	.000	0	0	0	0	.000	0	0	0-0	0	0	0	.000
25 SANCHEZ, Brianna	.000	1-1	0	0	0	0	0	0	0	0	.000	0	0	0	0	.000	0	0	0-0	3	9	0	1.000
Totals	.273	20	498	115	136	32	2	21	105	235	.472	91	12	90	0	.391	11	4	10-11	387	155	19	.966
Opponents	.310	20	522	106	162	27	4	18	100	251	.481	58	10	45	2	.384	9	14	5-10	374	101	23	.954

LOB - Team (128), Opp (121). DPs turned - Team (11), Opp (4).

(All games Sorted by Earned run avg)

Player	era	w-l	app	gs	cg	sho	sv	ip	h	r	er	bb	so	2b	3b	hr	b/avg	wp	hp	bk	sfa	sha
25 SANCHEZ, Brianna	4.30	1-3	12	4	1	1/0	1	29.1	35	16	14	16	6	6	0	2	.307	1	3	0	1	2
99 SPENCER, Kiana	4.84	7-1	11	8	3	0/0	0	48.1	58	34	26	18	11	10	2	5	.299	1	4	0	3	6
8 KLITZKE, Bailey	5.92	0-3	8	4	1	0/0	0	24.1	29	26	16	17	18	6	1	2	.287	10	1	0	2	1
13 FERGUSON, Kennedy	7.71	2-3	8	4	0	0/0	1	21.0	31	21	18	3	9	4	1	6	.348	1	0	0	2	3

44 BUDDENHAGEN, Alexis	12.00	0-0	2	0	0	0/0	0	6.0	9	9	8	4	1	1	0	3	.375	0	2	0	1	2
Totals	5.72	10-10	20	20	5	1/0	2	129.0	162	106	82	58	45	27	4	18	.310	13	10	0	9	14
Opponents	6.28	9-10	20	20	4	2/1	2	124.2	136	115	87	91	90	32	2	21	.273	3	12	0	11	4

PB - Team (3), ROMERO 2, BRODERICK 1, Opp (5). SBA/ATT - BRODERICK (3-5), WILMERT (1-4), KLITZKE (1-3), SANCHEZ (3-3), SPENCER (1-2), FERGUSON (0-1), ROMERO (1-1), BUDDENHAGEN (0-1).

2019 NEW MEXICO MOUNTAIN WEST STATISTICS

Record: 3-21 Home: 1-11 Away: 2-10 MW: 3-21

Player	avg	gp-gs	ab	r	h	2b	3b	hr	rbi	tb	slg%	bb	hp	so	gdp	ob%	sf	sh	sb-att	po	a	e	fld%
44 WILBON, Aleyah	.340	19-17	50	5	17	1	0	0	2	18	.360	2	0	9	1	.365	0	1	0-0	26	0	1	.963
32 WILMERT, Lauren	.339	18-18	56	8	19	3	0	4	17	34	.607	2	0	17	1	.356	1	0	0-0	84	4	4	.957
10 O'GRADY, Cameryn	.328	24-24	61	13	20	6	0	3	11	35	.574	15	2	15	0	.474	0	0	0-0	28	43	8	.899
8 KLITZKE, Bailey	.262	23-22	61	7	16	3	1	2	11	27	.443	7	0	6	0	.333	1	0	0-0	1	3	0	1.000
4 DeFLORA, D'Andrea	.246	23-23	65	11	16	2	0	2	7	24	.369	6	5	22	0	.355	0	1	1-2	38	1	2	.951
22 SALAS, Monica	.241	22-22	54	6	13	2	0	2	7	21	.389	7	1	21	2	.339	0	0	1-1	16	29	4	.918
7 PETERSON, MacKenzie	.231	8-6	13	0	3	0	0	0	2	3	.231	1	0	2	0	.286	0	0	0-0	35	0	4	.897
0 HOWARD, Andrea	.204	17-17	49	11	10	3	1	1	5	18	.367	9	0	15	1	.328	0	0	0-0	39	0	2	.951
66 TOWNES, Sydney	.194	16-13	31	3	6	0	0	0	0	6	.194	8	0	12	0	.359	0	0	0-0	27	0	2	.931
3 JONES, Taylor	.167	19-19	48	6	8	1	0	2	4	15	.313	3	1	19	0	.231	0	0	0-0	59	23	5	.943
9 HALLEEN, Kasey	.154	12-10	26	1	4	0	0	0	2	4	.154	0	1	7	2	.179	1	0	0-0	15	16	1	.969
5 BRODERICK, Sydney	.063	16-16	32	2	2	2	0	0	1	4	.125	8	0	9	0	.250	0	1	1-1	53	10	5	.926
12 HASLAM, Daryn	.000	12-6	22	1	0	0	0	0	0	0	.000	0	0	10	1	.000	0	0	0-0	6	8	2	.875
2 BUCKHOLZ, Maggie	.000	6-2	7	0	0	0	0	0	0	0	.000	1	0	5	0	.125	0	0	0-0	1	0	1	.500
16 ROMERO, Leslie	.000	4-1	5	0	0	0	0	0	0	0	.000	0	0	4	0	.000	0	0	0-0	0	0	0	.000
13 FERGUSON, Kennedy	.000	0-0	0	0	0	0	0	0	0	0	.000	0	0	0	0	.000	0	0	0-0	0	8	0	1.000
23 STELTZER, Emma	.000	0-0	0	0	0	0	0	0	0	0	.000	0	0	0	0	.000	0	0	0-0	0	1	0	1.000
99 SPENCER, Kiana	.000	1-1	0	0	0	0	0	0	0	0	.000	0	0	0	0	.000	0	0	0-0	0	4	0	1.000
Totals	.231	24	580	74	134	23	2	16	69	209	.360	69	10	173	8	.322	3	3	3-4	428	150	41	.934
Opponents	.351	24	659	209	231	49	8	44	193	428	.649	91	16	74	2	.437	7	9	17-23	453	112	20	.966

LOB - Team (138), Opp (146). DPs turned - Team (3), Opp (10). CI - Team (1), BRODERICK 1.

(MW games only Sorted by Earned run avg)

Player	era	w-l	app	gs	cg	sho	sv	ip	h	r	er	bb	so	2b	3b	hr	b/avg	wp	hp	bk	sfa	sha
13 FERGUSON, Kennedy	7.11	2-6	15	9	1	0/0	0	43.1	71	57	44	18	16	14	0	13	.360	4	1	0	3	4
99 SPENCER, Kiana	8.17	1-10	16	10	3	0/0	1	49.2	77	68	58	31	26	19	3	12	.341	5	9	0	3	2
8 KLITZKE, Bailey	9.45	0-5	16	5	1	0/0	1	40.0	63	64	54	32	31	13	5	13	.339	12	4	0	1	3
9 HALLEEN, Kasey	10.50	0-0	2	0	0	0/0	0	2.0	3	3	3	2	1	0	0	1	.333	0	0	0	0	0
23 STELTZER, Emma	11.55	0-0	5	0	0	0/0	0	6.2	13	12	11	6	0	2	0	4	.394	0	2	0	0	0
44 WILBON, Aleyah	28.00	0-0	1	0	0	0/0	0	1.0	4	5	4	2	0	1	0	1	.500	1	0	0	0	0
Totals	8.49	3-21	24	24	5	0/0	2	142.2	231	209	173	91	74	49	8	44	.351	22	16	0	7	9
Opponents	2.97	21-3	24	24	10	6/2	3	151.0	134	74	64	69	173	23	2	16	.231	7	10	0	3	3

PB - Team (6), BRODERICK 5, WILMERT 1, Opp (3). SBA/ATT - BRODERICK (12-15), KLITZKE (6-8), WILMERT (5-8), FERGUSON (5-7), SPENCER (4-6), STELTZER (2-2).



2020 NEW MEXICO GAME-BY-GAME STATISTICS

Date	Opponent	ab	r	h	rbi	2b	3b	hr	tb	bb	ibb	sb	cs	hbp	sac	sf	gdp	k	po	a	e	lob	avg
Feb 07	vs Weber State	23	1	2	1	1	0	0	3	9	0	0	0	0	0	1	0	6	21	11	0	11	.087
Feb 07	vs Stanford	29	6	7	6	1	0	1	11	8	0	0	0	1	0	0	0	7	20	9	1	11	.173
Feb 08	vs Stanford	21	2	3	2	0	0	2	9	3	0	0	0	0	0	0	0	2	21	6	0	4	.164
Feb 08	at Grand Canyon	27	9	8	6	2	0	4	22	6	0	1	0	2	0	1	0	5	21	10	0	9	.200
Feb 09	at Grand Canyon	30	6	9	5	1	0	1	13	5	0	1	0	0	2	0	0	4	19	3	3	10	.223
Feb 14	NORTHERN COLORAD	24	12	13	12	3	0	1	19	6	0	1	0	0	0	2	0	3	15	4	1	7	.273
Feb 15	NORTHERN COLORAD	27	8	9	5	3	0	2	18	3	0	1	0	0	0	0	0	0	21	12	0	4	.282
Feb 15	UCSB	18	9	7	9	2	1	1	14	5	0	1	0	0	0	1	0	2	15	6	1	3	.291
Feb 16	UCSB	25	2	5	2	1	0	0	6	6	0	0	0	1	0	0	0	4	21	7	1	9	.281
Feb 20	vs UC Riverside	23	6	5	6	2	0	2	13	4	0	1	0	2	0	0	0	7	21	11	1	5	.275
Feb 21	vs Arizona State	18	0	3	0	0	0	0	3	0	0	0	0	0	0	0	0	10	15	5	1	3	.268
Feb 22	vs Missouri	22	0	1	0	0	0	0	1	3	0	0	0	0	0	0	0	9	18	7	0	4	.251
Feb 22	vs San Diego	25	5	6	5	1	0	0	7	4	0	0	0	0	1	1	0	5	18	10	1	5	.250
Feb 23	vs California	23	3	2	3	0	0	2	8	4	0	1	0	1	0	0	0	6	18	5	2	4	.239
Feb 28	LA SALLE	27	11	10	9	3	0	0	13	3	0	1	0	3	0	2	0	4	21	8	1	6	.249
Feb 28	NORTHERN COLORAD	31	5	11	5	3	0	2	20	3	0	1	0	1	0	0	0	6	21	8	2	9	.257
Feb 29	LA SALLE	23	13	11	13	2	0	1	16	12	0	1	0	0	0	1	0	1	15	7	1	9	.269
Feb 29	SOUTH DAKOTA	28	7	7	6	1	1	0	10	3	0	0	0	1	1	1	0	4	24	9	1	5	.268
Mar 01	NORTHERN COLORAD	27	4	7	4	4	0	1	14	0	0	0	0	0	0	0	0	3	21	12	1	2	.268
Mar 01	SOUTH DAKOTA	27	6	10	6	2	0	1	15	4	0	0	1	0	0	1	0	2	21	5	1	8	.273
Totals		498	115	136	105	32	2	21	235	91	0	10	1	12	4	11	0	90	387	155	19	128	.273

2020 NEW MEXICO RECORD AND INNING BREAKDOWN

Score by innings	1	2	3	4	5	6	7	8	Total
New Mexico	17	14	28	22	15	14	4	1	115
Opponents	23	12	16	14	19	8	14	0	106

Record when ...

Overall	10-10	After 6 leading	6-1
Conference	0-0 trailing	0-7
Non-Conference	10-10 tied	1-1
Home games	7-3	After 7 leading	0-0
Away games	1-1 trailing	0-0
Neutral site	2-6 tied	0-0
Day games	7-8	After 8 leading	0-0
Night games	3-2 trailing	0-0
vs Left starter	3-0 tied	0-0
vs Right starter	7-10		
1-Run games	1-4	Hit 0 home runs	2-5
2-Run games	2-1	... 1 home run	4-3
5+Run games	5-3	... 2+ home runs	4-2
Extra innings	1-0		
Shutouts	1-2	Opponent 0 home runs	6-3
	 1 home run	3-4
Scoring 0-2 runs	1-4 2+ HRs	1-3
..... 3-5 runs	0-4		
..... 6-9 runs	6-2	Made 0 errors	3-2
..... 10+ runs	3-0 1 error	7-5
	 2+ errors	0-3
Opponent 0-2 runs	2-0		
..... 3-5 runs	6-3	Opp. made 0 errors	2-4
..... 6-9 runs	2-6 1 error	5-3
..... 10+ runs	0-1 2+ errors	3-3
Scored in 1st inning	6-3	Out-hit opponent	5-2
Opp. scored in 1st	2-7	Out-hit by opponent	5-8
Scores first	6-4	Hits are tied	0-0
Opp. scores first	4-6		

Record when team scores:

Runs	0	1	2	3	4	5	6	7	8	9	10+
W-L	0-2	0-1	1-1	0-1	0-1	0-2	2-2	1-0	1-0	2-0	3-0

Record when opponent scores:

Runs	0	1	2	3	4	5	6	7	8	9	10+
W-L	1-0	1-0	0-0	3-0	2-1	1-2	1-2	1-3	0-1	0-0	0-1

Record when leading after:

Inn.	1	2	3	4	5	6	7	8
W-L	5-2	6-2	9-3	8-2	6-1	6-1	0-0	0-0

Record when trailing after:

Inn.	1	2	3	4	5	6	7	8
W-L	1-6	1-6	0-6	0-7	0-8	0-7	0-0	0-0

Record when tied after:

Inn.	1	2	3	4	5	6	7	8
W-L	4-2	3-2	1-1	2-1	1-0	1-1	0-0	0-0

Current winning streak: 1

Longest winning streak: 3

Longest losing streak: 4

Home attendance : 2559 (10 dates avg = 255)

Away attendance : 1531 (10 dates avg = 153)

Total attendance: 4090 (20 dates avg = 204)



2020 NEW MEXICO SITUATIONAL BREAKDOWN

Player	vs left			vs right			w/runners			w/bases empty			w/bases loaded			as leadoff			fly	gnd	fly/
	h	ab	avg	h	ab	avg	h	ab	avg	h	ab	avg	h	ab	avg	rch	ops	pct	out	out	gnd
5 BRODERICK, Sydney	0	4	.000	3	17	.176	0	11	.000	3	10	.300	0	4	.000	2	6	.333	10	3	3.3
3 HATHOOT, Rachael	5	11	.455	11	54	.204	7	26	.269	9	39	.231	1	2	.500	9	21	.429	24	17	1.4
0 HOWARD, Andrea	2	7	.286	15	52	.288	12	40	.300	5	19	.263	1	5	.200	4	11	.364	25	8	3.1
24 JENKINS, Skylar	3	5	.600	1	12	.083	4	9	.444	0	8	.000	1	1	1.000	0	4	.000	5	3	1.7
9 JONES, Taylor	1	4	.250	2	14	.143	1	12	.083	2	6	.333	0	2	.000	3	5	.600	9	2	4.5
8 KLITZKE, Bailey	2	3	.667	6	25	.240	7	21	.333	1	7	.143	0	2	.000	2	4	.500	6	3	2.0
1 MARTINEZ, Briana	5	10	.500	13	41	.317	12	33	.364	6	18	.333	1	2	.500	2	7	.286	14	8	1.8
10 O'GRADY, Cameryn	6	8	.750	18	48	.375	16	25	.640	8	31	.258	2	4	.500	8	20	.400	19	5	3.8
16 ROMERO, Leslie	0	2	.000	7	25	.280	3	6	.500	4	21	.190	0	0	---	1	4	.250	11	6	1.8
22 SHAFER, Gavyn	5	10	.500	4	39	.103	6	23	.261	3	26	.115	0	4	.000	1	7	.143	20	15	1.3
77 TUCK, Reyan	2	5	.400	6	26	.231	4	13	.308	4	18	.222	0	2	.000	4	10	.400	15	7	2.1
32 WILMERT, Lauren	3	6	.500	5	28	.179	3	11	.273	5	23	.217	0	4	.000	5	14	.357	13	6	2.2
4 YOUNG, Taryn	1	8	.125	10	34	.294	6	20	.300	5	22	.227	1	4	.250	6	13	.462	11	3	3.7
Totals	35	83	.422	101	415	.243	81	250	.324	55	248	.222	7	36	.194	47	126	.373	182	86	2.1
Opponents	96	319	.301	66	203	.325	85	287	.296	77	235	.328	4	12	.333	57	129	.442	170	150	1.1

Player	pinch hitting			w/runners in scoring pos			w/runner on 3rd and LT 2 out			with 2 outs			success adv runners			2- out	rnr adv	rnr lob	rch	rch	kl
	h	ab	avg	h	ab	avg	rbi	ops	pct	h	ab	avg	adv	ops	pct	rbi	w/out	lob	err	fc	kl
5 BRODERICK, Sydney	0	0	---	0	7	.000	1	3	.333	1	7	.143	4	12	.333	0	1	10	2	1	1
3 HATHOOT, Rachael	0	0	---	4	15	.267	2	3	.667	3	18	.167	16	30	.533	4	4	8	4	0	2
0 HOWARD, Andrea	0	0	---	9	30	.300	6	9	.667	8	24	.333	22	46	.478	11	5	18	2	2	4
24 JENKINS, Skylar	1	4	.250	3	8	.375	0	0	---	2	6	.333	6	9	.667	4	1	3	0	1	1
9 JONES, Taylor	0	2	.000	1	10	.100	1	2	.500	0	8	.000	6	17	.353	1	2	13	0	0	1
8 KLITZKE, Bailey	1	1	1.000	5	14	.357	4	4	1.000	0	8	.000	13	26	.500	0	0	16	0	1	2
1 MARTINEZ, Briana	0	0	---	9	25	.360	4	8	.500	5	14	.357	23	41	.561	2	4	7	0	4	3
10 O'GRADY, Cameryn	0	0	---	9	15	.600	4	6	.667	5	12	.417	26	33	.788	5	2	7	1	0	2
16 ROMERO, Leslie	0	3	.000	1	3	.333	2	2	1.000	3	10	.300	7	8	.875	0	3	2	3	0	0
22 SHAFER, Gavyn	0	1	.000	3	13	.231	3	4	.750	4	22	.182	17	30	.567	2	3	16	2	5	1
77 TUCK, Reyan	1	2	.500	2	6	.333	3	5	.600	1	6	.167	6	15	.400	0	2	4	0	0	0
32 WILMERT, Lauren	1	1	1.000	2	8	.250	2	5	.400	1	11	.091	7	15	.467	2	1	9	1	0	3
4 YOUNG, Taryn	0	0	---	3	11	.273	0	4	.000	6	16	.375	9	22	.409	6	0	8	1	0	6
Totals	4	14	.286	51	165	.309	32	55	.582	39	162	.241	162	304	.533	37	28	128	16	14	26
Opponents	5	17	.294	44	159	.277	24	40	.600	59	177	.333	164	331	.495	51	55	121	14	24	10

Success Advancing Runners = percentage of times the batter advanced at least one runner during a plate appearance

#Rnrs Adv w/Out = TOTAL number of runners advanced when the player made an out



00 ANDREA HOWARD

OF • 5-6 • JR.

ALBUQUERQUE, N.M. • LA CUEVA HS

SINGLE-GAME HIGHS

Hits: 3, 3x, Last vs. UNC, 2-28-20
 Doubles: 1, 17x, Last vs. San Diego, 2-22-20
 Triples: 1, 3x, Last at San Diego State, 3-17-19
 Home runs: 2, Grand Canyon, 2-8-20
 Total bases: 8, Grand Canyon, 2-8-20
 RBI: 5, Northern Colorado, 2-14-20
 Runs scored: 3, 3x, Last vs UTEP, 2-8-19
 Walks: 4, UTEP, 2-8-19
 Hit by pitch: 1, 2x, Last vs. Alabama, 2-15-19

Struck out: 3, 4x, Last at NMSU, 4-2-19
 Sac flies: 1, 5x, Last vs. La Salle, 2-29-20
 Sac bunts: 1, 3x, Last at Hawai'i, 2-23-19
 At bats: 5, 2x, Last at Utah State, 4-6-19
 Stolen bases: 1, 6x, Last vs. UNC, 2-28-20
 Putouts: 13, at UTEP, 4-16-18
 Assists: 1, 12x, Last vs. La Salle, 2-29-20
 Named All-Mountain West Second Team in 2018
 2019 Google Cloud Academic All-America®
 Second Team

CAREER STATS (AT UNM)

Year	avg	gp-gs	ab	r	h	2b	3b	hr	rbi	tb	slg%	bb	hbp	so	gdp	ob%	sf	sh	sb-att	po	a	e	fld%
2018	.313	51-50	131	20	41	6	1	7	18	70	.534	23	1	39	1	.414	2	2	3-4	296	5	4	.987
2019	.192	46-46	125	25	24	9	2	3	15	46	.368	24	1	44	1	.327	0	1	1-1	97	4	4	.962
2020	.288	20-20	59	13	17	2	0	7	22	40	.678	9	0	9	0	.366	3	0	2-2	41	3	1	.978
TOTAL	.260	117-116	315	58	82	17	3	17	55	156	.495	56	2	92	2	.370	5	3	6-7	434	12	9	.980

2020 GAME-BY-GAME

Date	Opponent	Pos	AB	R	H	RBI	2B	3B	HR	BB	SB	CS	HBP	SAC	SF	GDP	K	PO	A	E	Avg
Feb 07	vs Weber State	*of	3	0	0	0	0	0	0	1	0	0	0	0	0	0	2	0	0	0	.000
Feb 07	vs Stanford	*of	3	0	1	1	0	0	0	1	0	0	0	0	0	0	1	7	0	0	.167
Feb 08	vs Stanford	*of	2	1	1	1	0	0	1	1	0	0	0	0	0	0	0	3	0	0	.250
Feb 08	at Grand Canyon	*of	3	2	2	3	0	0	2	0	0	0	0	0	1	0	0	3	0	0	.364
Feb 09	at Grand Canyon	*of	4	0	1	1	1	0	0	0	0	0	0	0	0	0	0	4	0	0	.333
Feb 14	NORTHERN COLORA	*of	3	2	2	5	0	0	1	0	0	0	0	0	1	0	0	2	0	0	.389
Feb 15	NORTHERN COLORA	*of	3	1	1	0	0	0	0	0	0	0	0	0	0	0	0	2	1	0	.381
Feb 15	UCSB	*of	3	1	0	0	0	0	0	0	1	0	0	0	0	0	0	1	4	1	.333
Feb 16	UCSB	*of	3	0	0	0	0	0	0	1	0	0	0	0	0	0	1	2	0	0	.296
Feb 20	vs UC Riverside	*of	3	1	1	2	0	0	1	0	0	0	0	0	0	0	0	1	0	1	.300
Feb 21	vs Arizona State	*of	2	0	1	0	0	0	0	0	0	0	0	0	0	0	1	1	0	0	.312
Feb 22	vs Missouri	*of	3	0	0	0	0	0	0	0	0	0	0	0	0	0	2	3	0	0	.286
Feb 22	vs San Diego	*of	3	0	1	3	1	0	0	1	0	0	0	0	0	0	0	0	0	0	.289
Feb 23	vs California	*of	1	0	0	0	0	0	0	2	0	0	0	0	0	0	0	4	0	0	.282
Feb 28	LA SALLE	*of	3	2	1	0	0	0	0	1	0	0	0	0	0	0	1	2	0	0	.286
Feb 28	NORTHERN COLORA	*of	4	1	3	2	0	0	1	0	1	0	0	0	0	0	0	0	0	0	.326
Feb 29	LA SALLE	*of	2	1	0	1	0	0	0	1	0	0	0	0	1	0	0	1	1	0	.312
Feb 29	SOUTH DAKOTA	*of	4	0	1	1	0	0	0	0	0	0	0	0	0	0	0	0	0	0	.308
Mar 01	NORTHERN COLORA	*of	3	0	0	0	0	0	0	0	0	0	0	0	0	0	0	0	0	0	.291
Mar 01	SOUTH DAKOTA	*of	4	1	1	2	0	0	1	0	0	0	0	0	0	0	0	2	0	0	.288
Totals		20gs	59	13	17	22	2	0	7	9	2	0	0	0	3	0	9	41	3	1	.288

On base pct. .366 • Slugging pct. .678





1 BRIANA MARTINEZ

UT • 5-3 • FR.

ALBUQUERQUE, N.M. • RIO RANCHO HS

SINGLE-GAME HIGHS

Hits: 3, 2x, Last vs. Northern Colo., 2-14-20
 Doubles: 2, Northern Colorado, 3-1-20
 Triples:
 Home runs: 1, 2x, Last vs. UNC, 2-15-20
 Total bases: 6, Grand Canyon, 2-9-20
 RBI: 2, 4x, Last vs. South Dakota, 3-1-20
 Runs scored: 3, Northern Colorado, 2-14-20
 Walks: 2, 3x, Last vs. La Salle, 2-29-20
 Hit by pitch: 1, California, 2-23-20

Struck out: 2, 3x, Last vs. UNC, 2-28-20

Sac flies:

Sac bunts:

At bats: 4, 2x, Last vs. South Dakota, 3-1-20

Stolen bases: 1, 5x, Last vs. La Salle, 2-28-20

Caught stealing:

Putouts: 4, 2x, Last vs. South Dakota, 3-1-20

Assists:

CAREER STATS (AT UNM)

Year	avg	gp-gs	ab	r	h	2b	3b	hr	rbi	tb	slg%	bb	hbp	so	gdp	ob%	sf	sh	sb-att	po	a	e	fld%
2020	.353	20-20	51	12	18	5	0	2	12	29	.569	18	1	10	0	.529	0	0	5-5	24	0	0	1.000
TOTAL	.353	20-20	51	12	18	5	0	2	12	29	.569	18	1	10	0	.529	0	0	5-5	24	0	0	1.000

2020 GAME-BY-GAME

Date	Opponent	Pos	AB	R	H	RBI	2B	3B	HR	BB	SB	CS	HBP	SAC	SF	GDP	K	PO	A	E	Avg
Feb 07	vs Weber State	*of	2	1	0	0	0	0	0	2	0	0	0	0	0	0	1	3	0	0	.000
Feb 07	vs Stanford	*of	3	0	1	1	0	0	0	1	0	0	0	0	0	0	0	0	0	0	.200
Feb 08	vs Stanford	*of	3	0	1	0	0	0	0	0	0	0	0	0	0	0	0	1	0	0	.250
Feb 08	at Grand Canyon	*of	2	1	0	0	0	0	0	2	1	0	0	0	0	0	0	1	0	0	.200
Feb 09	at Grand Canyon	*of	3	2	3	2	0	0	1	1	1	0	0	0	0	0	0	1	0	0	.385
Feb 14	NORTHERN COLORA	*of	3	3	3	1	1	0	0	1	0	0	0	0	0	0	0	0	0	0	.500
Feb 15	NORTHERN COLORA	*of	3	2	2	2	0	0	1	1	0	0	0	0	0	0	0	0	0	0	.526
Feb 15	UCSB	*of	2	0	0	0	0	0	0	1	0	0	0	0	0	0	0	1	0	0	.476
Feb 16	UCSB	*of	3	0	0	0	0	0	0	1	0	0	0	0	0	0	0	1	0	0	.417
Feb 20	vs UC Riverside	*of	2	0	0	0	0	0	0	1	1	0	0	0	0	0	2	0	0	0	.385
Feb 21	vs Arizona State	*of	2	0	1	0	0	0	0	0	0	0	0	0	0	0	0	1	0	0	.393
Feb 22	vs Missouri	*of	2	0	0	0	0	0	0	1	0	0	0	0	0	0	2	0	0	0	.367
Feb 22	vs San Diego	*of	1	1	0	0	0	0	0	1	0	0	0	0	0	0	1	0	0	0	.355
Feb 23	vs California	*of	1	0	0	0	0	0	0	1	1	0	1	0	0	0	0	0	0	0	.344
Feb 28	LA SALLE	*of	4	1	1	0	0	0	0	1	0	0	0	0	0	0	1	4	0	0	.333
Feb 28	NORTHERN COLORA	*of	3	0	0	0	0	0	0	1	0	0	0	0	0	0	2	2	0	0	.308
Feb 29	LA SALLE	*of	2	0	0	1	0	0	0	2	0	0	0	0	0	0	0	1	0	0	.293
Feb 29	SOUTH DAKOTA	*of	3	1	2	2	1	0	0	1	0	0	0	0	0	0	1	1	0	0	.318
Mar 01	NORTHERN COLORA	*of	3	0	2	1	2	0	0	0	0	0	0	0	0	0	0	3	0	0	.340
Mar 01	SOUTH DAKOTA	*of	4	0	2	2	1	0	0	0	0	0	0	0	0	0	0	4	0	0	.353
Totals		20gs	51	12	18	12	5	0	2	18	5	0	1	0	0	0	10	24	0	0	.353

On base pct. .529 • Slugging pct. .569



3 RACHAEL HATHOOT IF • 5-8 • FR. ALBUQUERQUE, N.M. • LA CUEVA HS

SINGLE-GAME HIGHS

Hits: 2, 4x, Last vs. South Dakota, 2-29-20
 Doubles: 1, 2x, Last vs. La Salle, 2-28-20
 Triples: 1, 2x, Last vs. South Dakota, 2-29-20
 Home runs: 1, Stanford, 2-8-20
 Total bases: 4, 3x, Last vs. South Dakota, 2-29-20
 RBI: 2, 3x, Last vs. South Dakota, 2-29-20
 Runs scored: 2, 5x, Last vs. S. Dakota, 2-29-20
 Walks: 2, Weber State, 2-7-20
 Hit by pitch: 1, 3x, Last vs. S. Dakota, 2-29-20

Struck out: 1, 5x, Last vs. N. Colorado, 3-1-20
 Sac flies:
 Sac bunts: 1, San Diego, 2-22-20
 At bats: 5, 2x, Last at GCU, 2-9-20
 Stolen bases:
 Caught stealing:
 Putouts: 4, 2x, Last vs. UCSB, 2-16-20
 Assists: 5, UC Riverside, 2-20-20

CAREER STATS (AT UNM)

Year	avg	gp-gs	ab	r	h	2b	3b	hr	rbi	tb	slg%	bb	hbp	so	gdp	ob%	sf	sh	sb-att	po	a	e	fld%
2020	.246	20-20	65	15	16	2	2	1	9	25	.385	7	3	5	0	.347	0	1	0-0	30	33	4	.940
TOTAL	.246	20-20	65	15	16	2	2	1	9	25	.385	7	3	5	0	.347	0	1	0-0	30	33	4	.940

2020 GAME-BY-GAME

Date	Opponent	Pos	AB	R	H	RBI	2B	3B	HR	BB	SB	CS	HBP	SAC	SF	GDP	K	PO	A	E	Avg
Feb 07	vs Weber State	*3b	2	0	0	0	0	0	0	2	0	0	0	0	0	0	0	3	1	0	.000
Feb 07	vs Stanford	*3b	5	2	1	0	0	0	0	0	0	0	0	0	0	0	0	1	1	1	.143
Feb 08	vs Stanford	*3b	3	1	1	1	0	0	1	0	0	0	0	0	0	0	0	0	0	0	.200
Feb 08	at Grand Canyon	*3b	3	0	1	0	0	0	0	1	0	0	0	0	0	0	1	1	2	0	.231
Feb 09	at Grand Canyon	*3b	5	2	2	0	0	0	0	0	0	0	0	0	0	0	1	1	0	0	.278
Feb 14	NORTHERN COLORA	*3b	3	0	0	1	0	0	0	1	0	0	0	0	0	0	0	4	3	0	.238
Feb 15	NORTHERN COLORA	*3b	4	1	1	0	0	0	0	0	0	0	0	0	0	0	0	1	0	0	.240
Feb 15	UCSB	*3b	3	2	2	2	0	1	0	0	0	0	0	0	0	0	0	3	0	0	.286
Feb 16	UCSB	*3b	3	0	1	0	0	0	0	1	0	0	0	0	0	0	0	4	2	0	.290
Feb 20	vs UC Riverside	*3b	2	1	1	1	1	0	0	1	0	0	1	0	0	0	0	3	5	0	.303
Feb 21	vs Arizona State	*3b	2	0	0	0	0	0	0	0	0	0	0	0	0	0	1	1	0	0	.286
Feb 22	vs Missouri	*3b	3	0	0	0	0	0	0	0	0	0	0	0	0	0	0	0	2	0	.263
Feb 22	vs San Diego	*3b	3	0	1	0	0	0	0	0	0	0	0	1	0	0	0	3	0	0	.268
Feb 23	vs California	*3b	4	0	0	0	0	0	0	0	0	0	0	0	0	0	1	1	0	1	.244
Feb 28	LA SALLE	*3b	3	1	1	2	1	0	0	0	0	0	1	0	0	0	0	2	2	0	.250
Feb 28	NORTHERN COLORA	*3b	4	0	0	0	0	0	0	0	0	0	0	0	0	0	0	1	1	1	.231
Feb 29	LA SALLE	*3b	3	2	2	0	0	0	0	1	0	0	0	0	0	0	0	1	1	0	.255
Feb 29	SOUTH DAKOTA	*3b	3	2	2	2	1	0	0	0	0	0	1	0	0	0	0	1	2	0	.276
Mar 01	NORTHERN COLORA	*3b	3	0	0	0	0	0	0	0	0	0	0	0	0	0	1	2	4	0	.262
Mar 01	SOUTH DAKOTA	*3b	4	1	0	0	0	0	0	0	0	0	0	0	0	0	0	2	2	1	.246
Totals		20gs	65	15	16	9	2	2	1	7	0	0	3	1	0	0	5	30	33	4	.246

On base pct. .347 • Slugging pct. .385





4 TARYN YOUNG

OF • 5-8 • JR.
ANAHEIM, CALIF. • ARIZONA

SINGLE-GAME HIGHS

Hits: 2, 3x, Last vs. South Dakota, 3-1-20
Doubles:
Triples:
Home runs: 2, California, 2-23-20
Total bases: 8, California, 2-23-20
RBI: 3, California, 2-23-20
Runs scored: 3, San Diego, 2-22-20
Walks: 2, 2x, Last vs. La Salle, 2-29-20
Hit by pitch:

Struck out: 2, 3x, Last vs. Arizona State, 2-21-20
Sac flies:
Sac bunts:
At bats: 3, 8x, Last vs. UNC, 3-1-20
Stolen bases:
Caught stealing: 1, South Dakota, 3-1-20
Field chances: 4, Stanford, 2-8-20
Putouts: 4, Stanford, 2-8-20
Assists:

CAREER STATS (AT ARIZONA)

Year	avg	gp-gs	ab	r	h	2b	3b	hr	rbi	tb	slg%	bb	hbp	so	gdp	ob%	sf	sh	sb-att	po	a	e	fld%
2020	.125	7-7	16	3	2	0	0	0	0	2	.125	3	0	7	0	.263	0	0	0-0	10	0	0	1.000
TOTAL	.125	7-7	16	3	2	0	0	0	0	2	.125	3	0	7	0	.263	0	0	0-0	10	0	0	1.000

CAREER STATS (AT UNM)

Year	avg	gp-gs	ab	r	h	2b	3b	hr	rbi	tb	slg%	bb	hbp	so	gdp	ob%	sf	sh	sb-att	po	a	e	fld%
2020	.262	18-18	42	14	11	0	0	3	7	20	.476	9	0	16	0	.392	0	0	0-1	26	0	0	1.000
TOTAL	.262	18-18	42	14	11	0	0	3	7	20	.476	9	0	16	0	.392	0	0	0-1	26	0	0	1.000

2020 GAME-BY-GAME

Date	Opponent	Pos	AB	R	H	RBI	2B	3B	HR	BB	SB	CS	HBP	SAC	SF	GDP	K	PO	A	E	Avg
Feb 07	vs Weber State	*of	3	0	1	0	0	0	0	0	0	0	0	0	0	0	1	0	0	0	.333
Feb 07	vs Stanford	*of	3	1	1	0	0	0	0	1	0	0	0	0	0	0	1	1	0	0	.333
Feb 08	vs Stanford	*of	2	0	0	0	0	0	0	0	0	0	0	0	0	0	0	4	0	0	.250
Feb 08	at Grand Canyon	*of	2	1	0	0	0	0	0	1	0	0	0	0	0	0	2	1	0	0	.200
Feb 14	NORTHERN COLORA	*of	2	1	0	0	0	0	0	1	0	0	0	0	0	0	2	2	0	0	.167
Feb 15	NORTHERN COLORA	*of	3	0	0	0	0	0	0	0	0	0	0	0	0	0	0	2	0	0	.133
Feb 15	UCSB	*of	1	0	0	0	0	0	0	0	0	0	0	0	0	0	1	0	0	0	.125
Feb 20	vs UC Riverside	*of	3	2	2	2	0	0	1	0	0	0	0	0	0	0	1	2	0	0	.211
Feb 21	vs Arizona State	*of	2	0	0	0	0	0	0	0	0	0	0	0	0	0	2	0	0	0	.190
Feb 22	vs Missouri	*of	2	0	0	0	0	0	0	0	0	0	0	0	0	0	1	1	0	0	.174
Feb 22	vs San Diego	*of	1	3	1	0	0	0	0	2	0	0	0	0	0	0	0	1	0	0	.208
Feb 23	vs California	*of	3	2	2	3	0	0	2	0	0	0	0	0	0	0	1	3	0	0	.259
Feb 28	LA SALLE	*of	3	1	0	0	0	0	0	0	0	0	0	0	0	0	1	2	0	0	.233
Feb 28	NORTHERN COLORA	*of	2	1	1	1	0	0	0	1	0	0	0	0	0	0	0	1	0	0	.250
Feb 29	LA SALLE	*of	2	2	1	1	0	0	0	2	0	0	0	0	0	0	1	0	0	0	.265
Feb 29	SOUTH DAKOTA	*of	3	0	0	0	0	0	0	0	0	0	0	0	0	0	1	3	0	0	.243
Mar 01	NORTHERN COLORA	*of	3	0	0	0	0	0	0	0	0	0	0	0	0	0	1	0	0	0	.225
Mar 01	SOUTH DAKOTA	*of	2	0	2	0	0	0	0	1	0	1	0	0	0	0	0	3	0	0	.262
Totals		18gs	42	14	11	7	0	0	3	9	0	1	0	0	0	0	16	26	0	0	.262

On base pct. .392 • Slugging pct. .476



5 SYDNEY BRODERICK

C • 5-4 • JR.

MESA, ARIZ. • DESERT RIDGE HS

SINGLE-GAME HIGHS

Hits: 3, St. Mary's, 3-10-18
 Doubles: 1, 4x, Last at Utah State, 4-6-19
 Home Runs: 1, 3x, Last at GCU, 2-8-20
 Total bases: 4, 4x, Last at GCU, 2-8-20
 RBI: 2, 2x, Last at NMSU, 4-2-19
 Runs scored: 1, 14x, Last vs. La Salle, 2-29-20
 Walks: 2, 3x, Last at GCU, 2-9-20
 Hit by pitch: 1, vs Oregon, 2-11-18
 Struck out: 3, at Colorado State, 4-8-18

Sac flies: 1, 2x, Last vs. San Diego, 2-22-20
 Sac bunts: 1, 3x, Last vs Boise State, 4-20-19
 At bats: 4, 5x, Last vs. N. Colorado, 2-28-20
 Stolen bases: 1, at Utah State, 4-5-19
 Putouts: 10, at Colorado State, 4-7-18
 Assists: 3, 2x, Last vs. Nevada, 3-30-19
 Runners CS: 2, Utah State, 4-21-18

CAREER STATS (AT UNM)

Year	avg	gp-gs	ab	r	h	2b	3b	hr	rbi	tb	slg%	bb	hbp	so	gdp	ob%	sf	sh	sb-att	po	a	e	fld%
2018	.230	42-36	87	6	20	2	0	0	5	22	.253	6	1	12	2	.284	1	2	0-0	118	12	6	.956
2019	.095	33-30	63	5	6	2	0	1	3	11	.175	10	0	19	1	.219	0	1	1-1	101	19	6	.952
2020	.143	9-8	21	3	3	0	0	2	3	9	.429	4	0	4	0	.269	1	0	0-0	18	3	2	.913
TOTAL	.170	84-74	171	14	29	4	0	3	11	42	.246	20	1	35	3	.258	2	3	1-1	237	34	14	.951

2019 GAME-BY-GAME

Date	Opponent	Pos	AB	R	H	RBI	2B	3B	HR	BB	SB	CS	HBP	SAC	SF	GDP	K	PO	A	E	Avg
Feb 07	vs Stanford	*c	3	1	1	1	0	0	1	0	0	0	0	0	0	0	0	2	0	0	.333
Feb 08	at Grand Canyon	*c	3	1	1	1	0	0	1	1	0	0	0	0	0	0	0	2	0	0	.333
Feb 09	at Grand Canyon	*c	2	0	0	0	0	0	0	2	0	0	0	0	0	0	0	2	1	1	.250
Feb 15	NORTHERN COLORA	*c	2	0	0	0	0	0	0	0	0	0	0	0	0	0	0	3	1	0	.200
Feb 21	vs Arizona State	*c	2	0	0	0	0	0	0	0	0	0	0	0	0	0	2	3	1	1	.167
Feb 22	vs San Diego	ph	0	0	0	1	0	0	0	0	0	0	0	0	1	0	0	0	0	0	.167
Feb 23	vs California	*c	3	0	0	0	0	0	0	0	0	0	0	0	0	0	1	1	0	0	.133
Feb 28	NORTHERN COLORA	*dh	4	0	1	0	0	0	0	0	0	0	0	0	0	0	1	0	0	0	.158
Feb 29	LA SALLE	*c	2	1	0	0	0	0	0	1	0	0	0	0	0	0	0	5	0	0	.143
Totals		8gs	21	3	3	3	0	0	2	4	0	0	0	0	1	0	4	18	3	2	.143

On base pct. .269 • Slugging pct. .429





6 JAYDEN GANDERT

P • 5-7 • FR.
RIO RANCHO, N.M. • CLEVELAND HS

SINGLE-GAME HIGHS

Hits:
 Doubles:
 Triples:
 Home runs:
 Total bases:
 RBI:
 Runs scored:
 Walks:
 Hit by pitch:

Struck out:
 Sac flies:
 Sac bunts:
 At bats:
 Stolen bases:
 Caught stealing:
 Field chances:
 Putouts:
 Assists:

CAREER STATS (AT UNM)

2020 GAME-BY-GAME



7 **MacKENZIE PETERSON**

OF • 5-9 • 50.
GILBERT, ARIZ. • PHOENIX COLLEGE

SINGLE-GAME HIGHS

Hits: 1, 6x, Last vs. San Jose St., 5-5-19

Doubles:

Total bases: 1, 5x, Last vs. North Dakota, 3-26-19

RBI: 1, 2x, Last vs. San Jose St., 5-3-19

Runs scored: 1, 2x, Last vs. Oregon St., 3-9-19

Walks: 2, 2x, Last vs. Oregon St., 3-9-19

Hit by Pitch: 1, Oregon St., 3-9-19

Struck out: 1, 5x, Last vs. Nevada, 3-29-19

Sac bunts:

At bats: 4, Illinois-Chicago, 2-16-19

Stolen bases:

Caught stealing:

Putouts: 10, Oregon State, 3-9-19

Assists: 1, Illinois-Chicago, 2-16-19

CAREER STATS (AT UNM)

Year	avg	gp-gs	ab	r	h	2b	3b	hr	rbi	tb	slg%	bb	hbp	so	gdp	ob%	sf	sh	sb-att	po	a	e	fld%
2019	.176	21-13	34	2	6	0	0	0	2	6	.176	6	1	6	0	.317	0	0	0-0	79	1	5	.941
TOTAL	.176	21-13	34	2	6	0	0	0	2	6	.176	6	1	6	0	.317	0	0	0-0	79	1	5	.941

2020 GAME-BY-GAME





8 BAILEY KLITZKE

P/1B • 5-8 • SR.

APACHE JUNCTION, ARIZ. • WICHITA ST.

SINGLE-GAME HIGHS

Hits: 4, UTEP, 2-8-19
 Doubles: 2, Utah State, 4-6-19
 Triples: 1, 3x, Last vs. North Dakota, 3-26-19
 Home runs: 1, 3x, Last at GCU, 2-8-20
 Total bases: 6, 2x, Last at GCU, 2-8-20
 RBI: 4, 2x, North Dakota, 3-26-19
 Runs scored: 2, 5x, Last at UNC, 2-14-20
 Walks: 2, 2x, Last vs. UCSB, 2-15-20
 Struck out: 2, 4x, Last vs. Missouri, 2-22-20
 Sac bunts: 1, at Texas, 2-23-18 (at WSU)
 Sac fly: 1, 3x, Last vs. CSU, 3-22-19

At bats: 5, UTEP, 2-8-19
 Stolen bases: 1, 3x, Last vs. UNC, 2-14-20
 Innings pitched: 7.0, Northern Colorado, 2-28-20
 Walks allowed: 7, 3x, Last at CSUF, 3-3-19
 Strikeouts: 8, 2x, Last vs. Illinois-Chicago, 2-16-19
 Batters faced: 34, N. Colorado, 2-28-20
 Putouts: 1, 3x, Last at Arizona State, 2-21-20
 Assists: 3, at Okla. St., 3-27-18 (at WSU)
 Runners CS: 1, 10x, Last vs. Missouri, 2-22-20
 Fewest hits allowed (3.0 IP min.): 1, Cal, 2-23-20
 Fewest walks allowed (3.0 IP min.): 0, UNLV, 5-10-19

CAREER STATS (AT UNM)

Year	avg	gp-gs	ab	r	h	2b	3b	hr	rbi	tb	slg%	bb	hbp	so	gdp	ob%	sf	sh	sb-att	po	a	e	fld%
2019	.297	46-44	118	11	35	6	3	2	26	53	.449	14	0	14	1	.363	3	0	2-2	2	8	0	1.000
2020	.286	12-11	28	6	8	2	0	1	6	13	.464	9	0	10	0	.459	0	0	1-1	1	5	0	1.000
TOTAL	.295	58-55	146	17	43	8	3	3	32	66	.452	23	0	24	1	.384	3	0	3-3	3	13	0	1.000

2020 GAME-BY-GAME

Date	Opponent	Pos	AB	R	H	RBI	2B	3B	HR	BB	SB	CS	HBP	SAC	SF	GDP	K	PO	A	E	Avg
Feb 07	vs Weber State	*dh/p	3	0	0	0	0	0	0	0	0	0	0	0	0	0	0	0	0	0	.000
Feb 07	vs Stanford	*dh	2	0	1	0	0	0	0	2	0	0	0	0	0	0	1	0	0	0	.200
Feb 08	vs Stanford	*dh	2	0	0	0	0	0	0	1	0	0	0	0	0	0	0	0	0	0	.143
Feb 08	at Grand Canyon	*dh	4	1	2	2	1	0	1	0	0	0	0	0	0	0	0	0	0	0	.273
Feb 09	at Grand Canyon	*dh	3	2	2	1	0	0	0	1	0	0	0	0	0	0	1	0	0	0	.357
Feb 14	NORTHERN COLORA	*dh	3	2	1	1	1	0	0	1	1	0	0	0	0	0	1	0	0	0	.353
Feb 15	UCSB	*dh	1	1	1	2	0	0	0	2	0	0	0	0	0	0	0	0	0	0	.389
Feb 16	UCSB	*dh	2	0	0	0	0	0	0	1	0	0	0	0	0	0	1	0	0	0	.350
Feb 20	vs UC Riverside	*dh	2	0	0	0	0	0	0	1	0	0	0	0	0	0	1	0	0	0	.318
Feb 21	vs Arizona State	*dh/p	2	0	0	0	0	0	0	0	0	0	0	0	0	0	2	1	1	0	.292
Feb 22	vs Missouri	*dh/p	3	0	0	0	0	0	0	0	0	0	0	0	0	0	2	0	1	0	.259
Feb 22	vs San Diego	p	0	0	0	0	0	0	0	0	0	0	0	0	0	0	0	0	1	0	.259
Feb 28	NORTHERN COLORA	*p	0	0	0	0	0	0	0	0	0	0	0	0	0	0	0	2	0	0	.259
Feb 29	LA SALLE	ph	1	0	1	0	0	0	0	0	0	0	0	0	0	0	0	0	0	0	.286
Totals			12gs	28	6	8	6	2	0	1	9	1	0	0	0	0	10	1	5	0	.286

On base pct. .459 • Slugging pct. .464

#8 KLITZKE, Bailey - 8 appearances (All games)

Date	Opponent	GS	IP	H	R	ER	BB	SO	2B	3B	HR	WP	BK	HBP	IBB	Score	W-L	Sv	ERA	NP
Feb 07	vs Weber State		0.1	0	1	1	2	0	0	0	0	1	0	0	0	1-4	0-0	0	27.00	10
Feb 21	vs Arizona State		2.1	4	6	6	3	1	0	0	2	4	0	1	0	0-15	0-0	0	23.62	57
Feb 22	vs Missouri		4.0	2	0	0	1	4	0	0	0	0	0	0	0	0-5	0-0	0	9.45	56
Feb 22	vs San Diego		2.2	2	0	0	0	4	0	0	0	0	0	0	0	5-6	0-0	0	6.75	35
Feb 23	vs California	*	4.0	1	3	0	3	1	0	0	0	0	0	0	0	3-5	0-1	0	4.72	61
Feb 28	NORTHERN COLORA	*	7.0	9	6	2	2	6	4	1	0	2	0	0	0	5-6	0-2	0	3.98	114
Feb 29	SOUTH DAKOTA	*	3.1	8	6	3	3	2	1	0	0	3	0	0	0	7-6	0-2	0	4.56	83
Mar 01	NORTHERN COLORA	*	0.2	3	4	4	3	0	1	0	0	0	0	0	0	4-8	0-3	0	5.92	28
Totals		4	24.1	29	26	16	17	18	6	1	2	10	0	1	0	25-55	0-3	0	5.92	-



9 TAYLOR JONES

IF • 5-7 • JR.

ALBUQUERQUE, N.M. • LA CUEVA HS

SINGLE-GAME HIGHS

Hits: 2, 4x, Last vs. Northern Colorado, 2-28-20
 Doubles: 1, 5x, Last vs. N. Colorado, 2-28-20
 Home runs: 1, 4x, Last vs. N. Colorado, 2-28-20
 Total bases: 6, at Boise State, 5-12-18
 RBI: 3, Howard, 3-10-18
 Runs scored: 2, 5x, Last vs. S. Dakota, 3-1-20
 Walks: 2, 2x, Last vs. S. Dakota, 3-1-20
 Hit by pitch: 2, La Salle, 2-28-20
 Struck out: 2, 14x, Last vs. N. Colorado, 2-28-20

Sac flies: 1, Howard, 3-10-18
 Sac bunts: 1, 3x, Last at GCU, 2-9-20
 At bats: 4, 6x, Last vs. N. Colorado, 2-28-20
 Stolen bases: 1, 2x, Last vs. La Salle, 2-29-20
 Putouts: 11, San Diego State, 3-15-19
 Assists: 5, 2x, Last vs. Nevada, 3-29-19

CAREER STATS (AT UNM)

Year	avg	gp-gs	ab	r	h	2b	3b	hr	rbi	tb	slg%	bb	hbp	so	gdp	ob%	sf	sh	sb-att	po	a	e	fld%
2018	.216	24-11	37	6	8	3	0	1	4	14	.378	0	0	13	0	.211	1	2	1-1	8	6	2	.875
2019	.138	42-35	87	10	12	1	0	2	5	19	.218	11	1	38	0	.242	0	0	0-0	118	38	6	.963
2020	.167	9-7	18	7	3	1	0	1	3	7	.389	4	2	5	0	.375	0	1	1-1	16	11	1	.964
TOTAL	.162	75-53	142	23	23	5	0	4	12	40	.282	15	3	56	0	.255	1	3	2-2	142	55	9	.956

2020 GAME-BY-GAME

Date	Opponent	Pos	AB	R	H	RBI	2B	3B	HR	BB	SB	CS	HBP	SAC	SF	GDP	K	PO	A	E	Avg
Feb 07	vs Weber State	*2b	3	0	0	0	0	0	0	0	0	0	0	0	0	0	0	3	1	0	.000
Feb 08	at Grand Canyon	ph/of	1	0	0	0	0	0	0	0	0	0	0	0	0	0	1	0	0	0	.000
Feb 09	at Grand Canyon	*of	2	0	0	0	0	0	0	0	0	0	0	1	0	0	0	4	0	0	.000
Feb 16	UCSB	*2b	2	0	0	0	0	0	0	0	0	0	0	0	0	0	1	3	3	0	.000
Feb 22	vs San Diego	ph/of	1	0	0	0	0	0	0	0	0	0	0	0	0	0	0	0	0	0	.000
Feb 28	LA SALLE	*2b	1	2	0	1	0	0	1	0	0	0	2	0	0	0	0	3	2	0	.000
Feb 28	NORTHERN COLORADO	*2b	4	2	2	1	1	0	1	0	0	0	0	0	0	0	2	2	2	0	.143
Feb 29	LA SALLE	*2b	3	1	1	1	0	0	0	1	1	0	0	0	0	0	0	0	3	1	.176
Mar 01	SOUTH DAKOTA	*2b	1	2	0	0	0	0	0	2	0	0	0	0	0	0	1	1	0	0	.167
Totals		7gs	18	7	3	3	1	0	1	4	1	0	2	1	0	0	5	16	11	1	.167

On base pct. .375 • Slugging pct. .389





10 CAMERYN O'GRADY

55 • 5-6 • SR.

ORANGE, CALIF. • EL MODENA HS

SINGLE-GAME HIGHS

Hits: 4, at Texas Tech, 3-2-18
 Doubles: 2, 3x, Last vs. UNC, 2-15-20
 Triples: 1, 5x, Last vs. Creighton, 2-9-19
 Home runs: 1, 12x, Last vs. La Salle, 2-29-20
 Total bases: 8, Creighton, 2-9-19
 RBI: 4, 3x, Last vs. La Salle, 2-29-20
 Runs scored: 4, at Texas Tech, 3-2-18
 Walks: 3, 3x, Last vs. UTEP, 2-8-19
 Hit by pitch: 1, 11x, Last vs. N. Colorado, 2-28-20

Struck out: 3, 6x, Last at SDSU, 3-15-19
 Sac flies: 1, South Dakota, 3-1-20
 Sac bunts: 1, 3x, Last Utah State, 4-22-18
 At bats: 5, 2x, Last at Nevada, 3-24-18
 Stolen bases: 2, vs George Washington, 2-23-18
 Putouts: 5, 5x, Last vs. UNC, 2-15-20
 Assists: 8, at San Jose State, 4-27-18

CAREER STATS (AT UNM)

Year	avg	gp-gs	ab	r	h	2b	3b	hr	rbi	tb	slg%	bb	hbp	so	gdp	ob%	sf	sh	sb-att	po	a	e	fld%
2017	.109	26-19	46	1	5	0	0	0	3	5	.109	3	0	12	0	.163	0	0	0-0	38	39	10	.885
2018	.301	53-52	143	31	43	12	4	4	26	75	.524	32	5	50	0	.444	0	3	4-4	101	118	18	.924
2019	.348	53-53	141	32	49	16	1	6	26	85	.603	31	3	28	0	.474	0	0	0-0	60	84	17	.894
2020	.429	20-20	56	20	24	13	0	2	20	43	.768	14	3	8	0	.554	1	0	0-0	36	37	3	.961
TOTAL	.313	152-144	386	84	121	41	5	12	75	208	.539	80	11	98	0	.444	1	3	4-4	235	278	48	.914

2020 GAME-BY-GAME

Date	Opponent	Pos	AB	R	H	RBI	2B	3B	HR	BB	SB	CS	HBP	SAC	SF	GDP	K	PO	A	E	Avg
Feb 07	vs Weber State	*ss	2	0	1	0	1	0	0	2	0	0	0	0	0	0	0	2	4	0	.500
Feb 07	vs Stanford	*ss	4	2	1	2	1	0	0	1	0	0	0	0	0	0	1	0	5	0	.333
Feb 08	vs Stanford	*ss	2	0	0	0	0	0	0	1	0	0	0	0	0	0	1	3	1	0	.250
Feb 08	at Grand Canyon	*ss	2	1	1	0	1	0	0	1	0	0	1	0	0	0	0	1	3	0	.300
Feb 09	at Grand Canyon	*ss	4	0	0	0	0	0	0	0	0	0	0	0	0	0	1	2	1	1	.214
Feb 14	NORTHERN COLORA	*ss	3	2	2	1	1	0	0	1	0	0	0	0	0	0	0	1	0	0	.294
Feb 15	NORTHERN COLORA	*ss	4	2	3	1	2	0	0	0	0	0	0	0	0	0	0	5	4	0	.381
Feb 15	UCSB	*ss	3	2	2	3	1	0	1	0	0	0	0	0	0	0	0	1	3	0	.417
Feb 16	UCSB	*ss	2	0	1	1	1	0	0	1	0	0	1	0	0	0	0	1	0	0	.423
Feb 20	vs UC Riverside	*ss	3	1	1	1	1	0	0	1	0	0	0	0	0	0	0	4	1	0	.414
Feb 21	vs Arizona State	*ss	2	0	0	0	0	0	0	0	0	0	0	0	0	0	1	3	0	0	.387
Feb 22	vs Missouri	*ss	1	0	0	0	0	0	0	0	0	0	0	0	0	0	1	3	1	0	.375
Feb 22	vs San Diego	*ss	4	1	2	1	0	0	0	0	0	0	0	0	0	0	0	0	0	0	.389
Feb 23	vs California	*ss	2	0	0	0	0	0	0	1	0	0	0	0	0	0	1	1	2	0	.368
Feb 28	LA SALLE	*ss	4	1	3	3	1	0	0	0	0	0	0	0	0	0	1	1	3	0	.405
Feb 28	NORTHERN COLORA	*ss	3	1	2	1	1	0	0	0	0	0	1	0	0	0	0	1	3	1	.422
Feb 29	LA SALLE	*ss	2	4	2	4	0	0	1	2	0	0	0	0	0	0	0	1	0	0	.447
Feb 29	SOUTH DAKOTA	*ss	3	1	0	0	0	0	0	1	0	0	0	0	0	0	0	2	3	0	.420
Mar 01	NORTHERN COLORA	*ss	3	1	1	1	1	0	0	0	0	0	0	0	0	0	1	3	3	1	.415
Mar 01	SOUTH DAKOTA	*ss	3	1	2	1	1	0	0	0	0	0	0	0	1	0	0	1	0	0	.429
Totals		20gs	56	20	24	20	13	0	2	14	0	0	3	0	1	0	8	36	37	3	.429

On base pct. .554 • Slugging pct. .768



13 KENNEDY FERGUSON

P • 5-6 • SO.

CAMAS. WASH. • CAMAS HS

SINGLE-GAME HIGHS

Innings pitched: 7.1, South Florida, 2-17-19

Walks allowed: 7, Tennessee, 3-1-19

Strikeouts: 11, North Dakota, 3-26-19

Batters faced: 35, North Dakota, 3-26-19

Assists: 3, South Florida, 2-17-19

Runners CS: 1, 7x, Last vs. UNC, 2-15-20

Putouts: 1, 3x, Last at GCU, 2-9-20

Fewest hits allowed (3.0 IP min.): 2, Western Carolina, 3-9-19

Fewest BB allowed (3.0 IP min.): 0, 4x, Last vs. UNC, 2-15-20

CAREER STATS (AT UNM)

Year	era	w-l	app	gs	cq	sho	sv	ip	h	r	er	bb	so	2b	3b	hr	bf	bavg	wp	hbp	bk	sfa	sha
2019	6.41	4-15	33	21	9	1/0	0	125.0	176	126	89	54	74	25	1	28	623	.322	7	6	0	5	11
2020	7.71	2-3	8	4	0	0/0	1	21.0	31	21	18	3	9	4	1	6	97	.348	1	0	0	2	3
TOTAL	6.60	6-18	41	25	9	1/0	1	146.0	207	147	107	57	83	29	2	34	720	.326	8	6	0	7	14

2020 GAME-BY-GAME

Date	Opponent	GS	IP	H	R	ER	BB	SO	2B	3B	HR	WP	BK	HBP	IBB	Score	W-L	Sv	ERA	NP
Feb 07	vs Weber State	*	4.1	6	3	3	1	2	0	1	1	0	0	0	0	1-4	0-1	0	6.23	82
Feb 09	at Grand Canyon	*	4.1	6	5	3	2	1	1	0	1	0	0	0	0	6-7	0-1	0	6.23	60
Feb 15	NORTHERN COLORA		5.0	6	1	1	0	2	0	0	0	0	0	0	0	8-3	1-1	0	4.61	59
Feb 16	UCSB	*	2.2	4	3	3	0	0	1	0	1	0	0	0	0	2-7	1-2	0	5.51	38
Feb 21	vs Arizona State	*	0.1	4	4	4	0	0	1	0	1	0	0	0	0	0-15	1-3	0	7.56	15
Feb 29	LA SALLE		2.1	4	4	4	0	3	0	0	2	0	0	0	0	13-5	2-3	0	8.53	36
Mar 01	NORTHERN COLORA		1.1	1	1	0	0	1	1	0	0	0	0	0	0	4-8	2-3	0	7.97	24
Mar 01	SOUTH DAKOTA		0.2	0	0	0	0	0	0	0	0	1	0	0	0	6-4	2-3	1	7.71	8
Totals		4	21.0	31	21	18	3	9	4	1	6	1	0	0	0	40-53	2-3	1	7.71	-





14 JOCELYN ULRICH

**OF • 5-7 • FR.
AZTEC, N.M. • AZTEC HS**

SINGLE-GAME HIGHS

Hits:
Doubles:
Triples:
Home runs:
Total bases:
RBI:
Runs scored:
Walks:
Hit by pitch:

Struck out:
Sac flies:
Sac bunts:
At bats:
Stolen bases:
Caught stealing:
Field chances:
Putouts:
Assists:

CAREER STATS (AT UNM)

2020 GAME-BY-GAME



15 SAM KORTSEN

IF • 5-10 • FR.

THATCHER, ARIZ. • THATCHER HS

SINGLE-GAME HIGHS

Hits:
Doubles:
Triples:
Home runs:
Total bases:
RBI:
Runs scored:
Walks:
Hit by pitch:

Struck out:
Sac flies:
Sac bunts:
At bats:
Stolen bases:
Caught stealing:
Field chances:
Putouts:
Assists:

CAREER STATS (AT UNM)

2020 GAME-BY-GAME





16 LESLIE ROMERO

OF • 5-4 • SO.

GONZALES, CALIF. • SALINAS HS

SINGLE-GAME HIGHS

Hits: 2, 2x, Last vs. S. Dakota, 3-1-20
 Doubles: 1, 2x, Last vs. N. Colorado, 3-1-20
 Home runs:
 Total bases: 2, 4x, Last vs. S. Dakota, 3-1-20
 RBI: 2, UCSB, 2-15-20
 Runs scored: 1, 4x, Last vs. N. Colorado, 3-1-20
 Walks: 1, N. Colorado, 2-28-20
 Struck out: 2, UNLV, 5-10-19
 Sac bunts: 1, S. Dakota, 2-29-20

Sac flies: 1, UCSB, 2-15-20
 At bats: 3, 7x, Last vs. S. Dakota, 3-1-20
 Stolen bases:
 Putouts: 8, N. Colorado, 2-28-20
 Assists: 1, 2x, Last vs. S. Dakota, 2-29-20

CAREER STATS (AT UNM)

Year	avg	gp-gs	ab	r	h	2b	3b	hr	rbi	tb	slg%	bb	hbp	so	gdp	ob%	sf	sh	sb-att	po	a	e	fld%
2019	.000	10-2	12	0	0	0	0	0	0	0	.000	0	0	5	0	.000	0	0	0-0	2	0	0	1.000
2020	.259	12-9	27	4	7	2	0	0	3	9	.333	1	0	2	0	.276	1	1	0-0	25	2	0	1.000
TOTAL	.179	22-11	39	4	7	2	0	0	3	9	.231	1	0	7	0	.195	1	1	0-0	27	2	0	1.000

2020 GAME-BY-GAME

Date	Opponent	Pos	AB	R	H	RBI	2B	3B	HR	BB	SB	CS	HBP	SAC	SF	GDP	K	PO	A	E	Avg
Feb 07	vs Weber State	ph	1	0	0	0	0	0	0	0	0	0	0	0	0	0	0	0	0	0	.000
Feb 08	vs Stanford	*c	2	0	0	0	0	0	0	0	0	0	0	0	0	0	0	1	0	0	.000
Feb 09	at Grand Canyon	ph	1	0	0	0	0	0	0	0	0	0	0	0	0	0	0	0	0	0	.000
Feb 15	UCSB	*c	1	1	1	2	1	0	0	0	0	0	0	0	1	0	0	2	0	0	.200
Feb 16	UCSB	*c	3	1	2	1	0	0	0	0	0	0	0	0	0	0	0	0	0	0	.375
Feb 20	vs UC Riverside	*c	3	0	0	0	0	0	0	0	0	0	0	0	0	0	1	3	0	0	.273
Feb 22	vs San Diego	*c	3	0	0	0	0	0	0	0	0	0	0	0	0	0	1	6	1	0	.214
Feb 23	vs California	ph	1	1	0	0	0	0	0	0	0	0	0	0	0	0	0	0	0	0	.200
Feb 28	NORTHERN COLORA	*c	3	0	1	0	0	0	0	1	0	0	0	0	0	0	0	8	0	0	.222
Feb 29	SOUTH DAKOTA	*c	3	0	0	0	0	0	0	0	0	0	0	1	0	0	0	4	1	0	.190
Mar 01	NORTHERN COLORA	*c	3	1	1	0	1	0	0	0	0	0	0	0	0	0	0	1	0	0	.208
Mar 01	SOUTH DAKOTA	*dh	3	0	2	0	0	0	0	0	0	0	0	0	0	0	0	0	0	0	.259
Totals		9gs	27	4	7	3	2	0	0	1	0	0	0	1	1	0	2	25	2	0	.259

On base pct. .276 • Slugging pct. .333



22 GAVYN SHAFER

IF • 5-10 • FR.
HILLSBORO, ORE. • CENTURY HS

SINGLE-GAME HIGHS

Hits: 2, 2x, Last vs. N. Colorado, 3-1-20
Doubles: 1, 2x, Last vs. La Salle, 2-29-20
Triples:
Home runs:
Total bases: 2, 4x, Last vs. N. Colorado, 3-1-20
RBI: 1, 6x, Last vs. S. Dakota, 3-1-20
Runs scored: 2, La Salle, 2-28-20
Walks: 2, Stanford, 2-7-20
Hit by pitch: 1, 2x, Last vs. UCR, 2-20-20

Struck out: 1, 5x, Last vs. N. Colorado, 2-28-20
Sac flies: 1, Weber State, 2-7-20
Sac bunts: 1, at Grand Canyon, 2-9-20
At bats: 4, N. Colorado, 2-28-20
Stolen bases:
Caught stealing:
Putouts: 7, 3x, Last vs. N. Colorado, 2-28-20
Assists: 4, 4x, Last vs. N. Colorado, 3-1-20

CAREER STATS (AT UNM)

Year	avg	gp-gs	ab	r	h	2b	3b	hr	rbi	tb	slg%	bb	hbp	so	gdp	ob%	sf	sh	sb-att	po	a	e	fld%
2020	.184	20-19	49	7	9	2	0	0	6	11	.224	7	2	5	0	.305	1	1	0-0	49	30	2	.975
TOTAL	.184	20-19	49	7	9	2	0	0	6	11	.224	7	2	5	0	.305	1	1	0-0	49	30	2	.975

2020 GAME-BY-GAME

Date	Opponent	Pos	AB	R	H	RBI	2B	3B	HR	BB	SB	CS	HBP	SAC	SF	GDP	K	PO	A	E	Avg
Feb 07	vs Weber State	*1b	3	0	0	1	0	0	0	0	0	0	0	0	1	0	0	7	0	0	.000
Feb 07	vs Stanford	*2b	2	0	0	0	0	0	0	2	0	0	0	0	0	0	0	1	2	0	.000
Feb 08	vs Stanford	*2b	3	0	0	0	0	0	0	0	0	0	0	0	0	0	1	1	4	0	.000
Feb 08	at Grand Canyon	*2b	2	1	0	0	0	0	0	0	0	0	1	0	0	0	1	2	4	0	.000
Feb 09	at Grand Canyon	*2b	2	0	0	0	0	0	0	1	0	0	0	1	0	0	0	1	1	0	.000
Feb 14	NORTHERN COLORA	*2b	2	0	1	1	0	0	0	1	0	0	0	0	0	0	0	1	0	0	.071
Feb 15	NORTHERN COLORA	*2b	2	0	0	0	0	0	0	1	0	0	0	0	0	0	0	2	1	0	.062
Feb 15	UCSB	*2b	2	0	0	0	0	0	0	0	0	0	0	0	0	0	0	1	1	1	.056
Feb 16	UCSB	ph	1	0	0	0	0	0	0	0	0	0	0	0	0	0	0	0	0	0	.053
Feb 20	vs UC Riverside	*2b	2	1	0	0	0	0	0	0	0	0	1	0	0	0	1	0	4	0	.048
Feb 21	vs Arizona State	*2b	2	0	0	0	0	0	0	0	0	0	0	0	0	0	0	2	2	0	.043
Feb 22	vs Missouri	*2b	2	0	0	0	0	0	0	0	0	0	0	0	0	0	0	2	2	0	.040
Feb 22	vs San Diego	*2b	3	0	0	0	0	0	0	0	0	0	0	0	0	0	0	1	1	0	.036
Feb 23	vs California	*2b	2	0	0	0	0	0	0	0	0	0	0	0	0	0	1	2	2	0	.033
Feb 28	LA SALLE	*1b	3	2	2	1	0	0	0	1	0	0	0	0	0	0	0	7	0	1	.091
Feb 28	NORTHERN COLORA	*1b	4	0	1	0	1	0	0	0	0	0	0	0	0	0	1	7	0	0	.108
Feb 29	LA SALLE	*1b	3	1	1	1	1	0	0	1	0	0	0	0	0	0	0	6	0	0	.125
Feb 29	SOUTH DAKOTA	*2b	3	1	1	0	0	0	0	0	0	0	0	0	0	0	0	1	2	0	.140
Mar 01	NORTHERN COLORA	*2b	3	1	2	1	0	0	0	0	0	0	0	0	0	0	0	1	4	0	.174
Mar 01	SOUTH DAKOTA	*1b	3	0	1	1	0	0	0	0	0	0	0	0	0	0	0	4	0	0	.184
Totals		19gs	49	7	9	6	2	0	0	7	0	0	2	1	1	0	5	49	30	2	.184

On base pct. .305 • Slugging pct. .224





24 SKYLAR JENKINS

OF • 5-5 • R-FR.

LAWRENCEVILLE, GA. • BUFORD HS

SINGLE-GAME HIGHS

Hits: 3, La Salle, 2-29-20
 Doubles: 1, La Salle, 2-29-20
 Triples:
 Home runs: 1, Northern Colorado, 2-15-20
 Total bases: 4, 2x, Last vs. La Salle, 2-29-20
 RBI: 4, La Salle, 2-29-20
 Runs scored: 1, 4x, Last vs. S. Dakota, 2-29-20
 Walks: 1, 2x, Last vs. La Salle, 2-29-20
 Hit by pitch:

Struck out: 3, San Diego, 2-22-20
 Sac flies:
 Sac bunts:
 At bats: 4, S. Dakota, 2-29-20
 Stolen bases:
 Caught stealing:
 Putouts: 2, UCSB, 2-16-20
 Assists:

CAREER STATS (AT UNM)

Year	avg	gp-gs	ab	r	h	2b	3b	hr	rbi	tb	slg%	bb	hbp	so	gdp	ob%	sf	sh	sb-att	po	a	e	fld%
2020	.235	10-4	17	4	4	1	0	1	6	8	.471	2	0	5	0	.316	0	0	0-0	2	0	0	1.000
TOTAL	.235	10-4	17	4	4	1	0	1	6	8	.471	2	0	5	0	.316	0	0	0-0	2	0	0	1.000

2020 GAME-BY-GAME

Date	Opponent	Pos	AB	R	H	RBI	2B	3B	HR	BB	SB	CS	HBP	SAC	SF	GDP	K	PO	A	E	Avg
Feb 07	vs Weber State	ph	1	0	0	0	0	0	0	0	0	0	0	0	0	0	1	0	0	0	.000
Feb 08	at Grand Canyon	ph	1	0	0	0	0	0	0	0	0	0	0	0	0	0	0	0	0	0	.000
Feb 09	at Grand Canyon	pr	0	0	0	0	0	0	0	0	0	0	0	0	0	0	0	0	0	0	.000
Feb 15	NORTHERN COLORA	ph	1	1	1	2	0	0	1	0	0	0	0	0	0	0	0	0	0	0	.333
Feb 15	UCSB	ph/of	0	1	0	0	0	0	0	1	0	0	0	0	0	0	0	0	0	0	.333
Feb 16	UCSB	*of	3	0	0	0	0	0	0	0	0	0	0	0	0	0	0	2	0	0	.167
Feb 22	vs San Diego	*dh	3	0	0	0	0	0	0	0	0	0	0	0	0	0	3	0	0	0	.111
Feb 29	LA SALLE	*dh	3	1	3	4	1	0	0	1	0	0	0	0	0	0	0	0	0	0	.333
Feb 29	SOUTH DAKOTA	*dh	4	1	0	0	0	0	0	0	0	0	0	0	0	0	1	0	0	0	.250
Mar 01	NORTHERN COLORA	ph	1	0	0	0	0	0	0	0	0	0	0	0	0	0	0	0	0	0	.235
Totals		4gs	17	4	4	6	1	0	1	2	0	0	0	0	0	0	5	2	0	0	.235

On base pct. .316 • Slugging pct. .471



25 BRIANNA SANCHEZ *P • 5-6 • FR.* WEST COVINA, CALIF. • BISHOP AMAT HS

SINGLE-GAME HIGHS

Innings pitched: 7.0, Stanford, 2-8-20
 Walks allowed: 3, 2x, Last vs. Missouri, 2-22-20
 Strikeouts: 1, 5x, Last vs. UCR, 2-20-20
 Batters faced: 26, Stanford, 2-8-20
 Putouts: 2, Stanford, 2-8-20
 Assists: 2, Weber State, 2-7-20
 Runners CS:
 Fewest hits allowed (3.0 IP min.): 4, Stanford,
 2-8-20

Fewest BB allowed (3.0 IP min.): 3, Stanford,
 2-8-20

CAREER STATS (AT UNM)

Year	era	w-l	app	qs	cq	sho	sv	ip	h	r	er	bb	so	2b	3b	hr	bf	bavq	wp	hbp	bk	sfa	sha
2020	4.30	1-3	12	4	1	1/0	1	29.1	35	16	14	16	6	6	0	2	136	.307	1	3	0	1	2
TOTAL	4.30	1-3	12	4	1	1/0	1	29.1	35	16	14	16	6	6	0	2	136	.307	1	3	0	1	2

2020 GAME-BY-GAME

Date	Opponent	GS	IP	H	R	ER	BB	SO	2B	3B	HR	WP	BK	HBP	IBB	Score	W-L	Sv	ERA	NP
Feb 07	vs Weber State		2.1	3	0	0	0	1	0	0	0	0	0	0	0	1-4	0-0	0	0.00	31
Feb 07	vs Stanford		1.0	3	3	3	1	1	0	0	0	0	0	0	0	6-7	0-1	0	8.10	38
Feb 08	vs Stanford	*	7.0	4	0	0	3	1	1	0	0	0	0	0	0	2-0	1-1	0	2.61	86
Feb 09	at Grand Canyon		2.0	1	2	1	2	1	0	0	1	0	0	0	0	6-7	1-2	0	2.92	36
Feb 15	NORTHERN COLORA	*	2.0	5	2	2	0	0	1	0	0	0	0	0	0	8-3	1-2	0	3.77	19
Feb 16	UCSB		0.2	0	0	0	0	0	0	0	0	0	0	0	0	2-7	1-2	0	3.60	5
Feb 20	vs UC Riverside		2.2	2	0	0	2	1	0	0	0	0	0	0	0	6-3	1-2	1	3.06	39
Feb 22	vs Missouri	*	2.0	4	5	5	3	0	1	0	1	0	0	1	0	0-5	1-3	1	5.03	52
Feb 23	vs California		1.1	0	0	0	0	0	0	0	0	0	0	0	0	3-5	1-3	1	4.71	11
Feb 28	LA SALLE		1.0	1	0	0	0	0	0	0	0	0	0	0	0	11-7	1-3	1	4.50	9
Feb 29	LA SALLE	*	2.1	5	1	0	2	1	0	0	0	1	0	1	0	13-5	1-3	1	4.07	47
Mar 01	NORTHERN COLORA		5.0	7	3	3	3	0	3	0	0	0	0	1	0	4-8	1-3	1	4.30	72
Totals		4	29.1	35	16	14	16	6	6	0	2	1	0	3	0	62-61	1-3	1	4.30	-





32 LAUREN WILMERT C/1B • 5-10 • SR. ALBUQUERQUE, N.M. • VOLCANO VISTA HS

SINGLE-GAME HIGHS

Hits: 3, San Diego State, 3-17-19
Doubles: 1, 14x, Last vs. La Salle, 2-28-20
Triples: 1, North Dakota, 3-26-19
Home runs: 1, 10x, Last vs. N. Colorado, 3-1-20
Total bases: 6, 4x, Last at Utah State, 4-6-19
RBI: 5, 2x, Last vs. WCU, 3-8-19
Runs scored: 3, UTEP, 2-8-19
Walks: 3, UTEP, 2-8-19
Hit by pitch: 1, 3x, Last vs. Stanford, 2-7-20

Struck out: 3, George Washington, 2-23-18
Sac flies: 1, 6x, Last vs. S. Dakota, 2-29-20
Sac bunts: 1, 3x, Last vs. Utah State, 4-22-18
At bats: 4, 17x, Last at Fresno State, 4-27-19
Stolen bases: 1, vs Western Michigan, 2-11-17
Putouts: 12, S. Dakota, 2-29-20
Assists: 2, 7x, Last at Fresno St., 4-26-19
Runners CS: 2, Fresno State, 4-26-19

CAREER STATS (AT UNM)

Year	avg	gp-gs	ab	r	h	2b	3b	hr	rbi	tb	slg%	bb	hbp	so	gdp	ob%	sf	sh	sb-att	po	a	e	fld%
2017	.242	34-23	62	5	15	3	0	1	6	21	.339	6	0	15	1	.304	1	2	1-1	67	6	3	.961
2018	.180	32-20	61	5	11	1	0	1	11	15	.246	7	1	23	0	.275	0	1	0-0	87	11	4	.961
2019	.261	47-47	134	23	35	9	1	7	35	67	.500	12	1	40	2	.320	3	0	0-0	235	16	10	.962
2020	.235	14-13	34	6	8	1	0	1	5	12	.353	6	1	8	0	.349	2	0	0-0	57	3	1	.984
TOTAL	.237	127-103	291	39	69	14	1	10	57	115	.395	31	3	86	3	.311	6	3	1-1	446	36	18	.964

2020 GAME-BY-GAME

Date	Opponent	Pos	AB	R	H	RBI	2B	3B	HR	BB	SB	CS	HBP	SAC	SF	GDP	K	PO	A	E	Avg
Feb 07	vs Weber State	*c	0	0	0	0	0	0	0	2	0	0	0	0	0	0	0	3	1	0	.000
Feb 07	vs Stanford	*1b	3	0	0	1	0	0	0	0	0	0	1	0	0	0	2	8	0	0	.000
Feb 09	at Grand Canyon	ph	1	0	1	1	0	0	0	0	0	0	0	0	0	0	0	0	0	0	.250
Feb 14	NORTHERN COLORA	*c	3	1	2	0	0	0	0	0	0	0	0	0	0	0	0	1	1	0	.429
Feb 15	NORTHERN COLORA	*dh	3	0	0	0	0	0	0	0	0	0	0	0	0	0	0	0	0	0	.300
Feb 15	UCSB	*1b	2	1	1	0	0	0	0	1	0	0	0	0	0	0	0	3	0	0	.333
Feb 16	UCSB	*1b	2	0	0	0	0	0	0	1	0	0	0	0	0	0	1	8	0	0	.286
Feb 20	vs UC Riverside	*1b	3	0	0	0	0	0	0	0	0	0	0	0	0	0	1	7	0	0	.235
Feb 22	vs Missouri	*c	3	0	0	0	0	0	0	0	0	0	0	0	0	0	1	5	1	0	.200
Feb 23	vs California	*1b	3	0	0	0	0	0	0	0	0	0	0	0	0	0	1	6	0	0	.174
Feb 28	LA SALLE	*c	3	1	2	1	1	0	0	0	0	0	0	0	1	0	0	0	0	0	.231
Feb 29	SOUTH DAKOTA	*1b	2	1	1	1	0	0	0	1	0	0	0	0	1	0	1	12	0	1	.250
Mar 01	NORTHERN COLORA	*dh	3	1	1	1	0	0	1	0	0	0	0	0	0	0	0	0	0	0	.258
Mar 01	SOUTH DAKOTA	*c	3	1	0	0	0	0	0	1	0	0	0	0	0	0	1	4	0	0	.235
Totals		13gs	34	6	8	5	1	0	1	6	0	0	1	0	2	0	8	57	3	1	.235

On base pct. .349 • Slugging pct. .353



44 ALEXIS BUDDENHAGEN P • 5-4 • JR. ALBUQUERQUE, N.M. • BETHANY COLLEGE

SINGLE-GAME HIGHS

Innings pitched: 3.2, UCSB, 2-16-20
 Walks allowed: 4, Arizona State, 2-21-20
 Strikeouts: 1, Arizona State, 2-21-20
 Batters faced: 19, UCSB, 2-16-20
 Field chances: 2, UCSB, 2-16-20
 Assists: 1, UCSB, 2-16-20
 Runners CS: 1, Arizona State, 2-21-20
 Fewest hits allowed (3.0 IP min.): 6, UCSB, 2-16-20

Fewest BB allowed (3.0 IP min.): 0, UCSB, 2-16-20

CAREER STATS (AT UNM)

Year	era	w-l	app	gs	cq	sho	sv	ip	h	r	er	bb	so	2b	3b	hr	bf	bavg	wp	hbp	bk	sfa	sha
2020	12.00	0-0	2	0	0	0/0	0	6.0	9	9	8	4	1	1	0	3	33	.375	0	2	0	1	2
TOTAL	12.00	0-0	2	0	0	0/0	0	6.0	9	9	8	4	1	1	0	3	33	.375	0	2	0	1	2

2020 GAME-BY-GAME

Date	Opponent	GS	IP	H	R	ER	BB	SO	2B	3B	HR	WP	BK	HBP	IBB	Score	W-L	Sv	ERA	NP
Feb 16	UCSB		3.2	6	4	3	0	0	1	0	1	0	0	1	0	2-7	0-0	0	7.36	48
Feb 21	vs Arizona State		2.1	3	5	5	4	1	0	0	2	0	0	1	0	0-15	0-0	0	12.00	55
Totals		0	6.0	9	9	8	4	1	1	0	3	0	0	2	0	2-22	0-0	0	12.00	-





66 JENNIFER HERNANDEZ

IF • 5-2 • FR.
ALBUQUERQUE, N.M. • ATRISCO HERITAGE ACADEMY

SINGLE-GAME HIGHS

Hits:
Doubles:
Triples:
Home runs:
Total bases:
RBI:
Runs scored: 1, 3x, Last vs. UCSB, 2-16-20
Walks:
Hit by pitch:

Struck out:
Sac flies:
Sac bunts:
At bats:
Stolen bases:
Caught stealing:
Field chances:
Putouts:
Assists:

CAREER STATS (AT UNM)

Year	avg	gp-gs	ab	r	h	2b	3b	hr	rbi	tb	slg%	bb	hbp	so	gdp	ob%	sf	sh	sb-att	po	a	e	fld%
2020	.000	5-0	0	3	0	0	0	0	0	0	.000	0	0	0	0	.000	0	0	0-0	0	0	0	.000
TOTAL	.000	5-0	0	3	0	0	0	0	0	0	.000	0	0	0	0	.000	0	0	0-0	0	0	0	.000

2020 GAME-BY-GAME

Date	Opponent	Pos	AB	R	H	RBI	2B	3B	HR	BB	SB	CS	HBP	SAC	SF	GDP	K	PO	A	E	Avg
Feb 08	at Grand Canyon	pr	0	0	0	0	0	0	0	0	0	0	0	0	0	0	0	0	0	0	.000
Feb 09	at Grand Canyon	pr	0	0	0	0	0	0	0	0	0	0	0	0	0	0	0	0	0	0	.000
Feb 14	NORTHERN COLORA	pr	0	1	0	0	0	0	0	0	0	0	0	0	0	0	0	0	0	0	.000
Feb 15	NORTHERN COLORA	pr	0	1	0	0	0	0	0	0	0	0	0	0	0	0	0	0	0	0	.000
Feb 16	UCSB	pr	0	1	0	0	0	0	0	0	0	0	0	0	0	0	0	0	0	0	.000
Totals		Ogs	0	3	0	0	0	0	0	0	0	0	0	0	0	0	0	0	0	0	.000

On base pct. .000 • Slugging pct. .000



77 REYAN TUCK

IF • 6-0 • 50.
HILLSBORO, ORE. • TOWSON

SINGLE-GAME HIGHS

Hits: 2, Northern Colorado, 2-14-20
Doubles: 1, Northern Colorado, 2-14-20
Triples:
Home runs:
Total bases: 2, 2x, Last vs. UNC, 2-15-20
RBI: 2, Northern Colorado, 2-14-20
Runs scored: 1, Grand Canyon, 2-8-20
Walks: 1, Northern Colorado, 2-15-20
Hit by pitch:

Struck out: 1, 3x, Last vs. Arizona State, 2-21-20
Sac flies: 1, 2x, Last vs. La Salle, 2-28-20
Sac bunts:
At bats: 4, Grand Canyon, 2-8-20
Stolen bases: 1, Northern Colorado, 2-15-20
Caught stealing:
Putouts: 11, N. Colorado, 3-1-20
Assists: 1, Northern Colorado, 2-15-20

CAREER STATS (AT TOWSON)

CAREER STATS (AT UNM)

Year	avg	gp-gs	ab	r	h	2b	3b	hr	rbi	tb	slg%	bb	hbp	so	gdp	ob%	sf	sh	sb-att	po	a	e	fld%
2020	.258	13-11	31	1	8	1	0	0	3	9	.290	1	0	3	0	.265	2	0	1-1	56	1	0	1.000
TOTAL	.258	13-11	31	1	8	1	0	0	3	9	.290	1	0	3	0	.265	2	0	1-1	56	1	0	1.000

2020 GAME-BY-GAME

Date	Opponent	Pos	AB	R	H	RBI	2B	3B	HR	BB	SB	CS	HBP	SAC	SF	GDP	K	PO	A	E	Avg
Feb 07	vs Stanford	ph	1	0	0	0	0	0	0	0	0	0	0	0	0	0	1	0	0	0	.000
Feb 08	vs Stanford	*1b	2	0	0	0	0	0	0	0	0	0	0	0	0	0	0	6	0	0	.000
Feb 08	at Grand Canyon	*1b	4	1	1	0	0	0	0	0	0	0	0	0	0	0	0	9	0	0	.143
Feb 09	at Grand Canyon	*1b	3	0	0	0	0	0	0	0	0	0	0	0	0	0	1	3	0	0	.100
Feb 14	NORTHERN COLORA	*1b	2	0	2	2	0	0	0	0	0	0	0	0	1	0	0	3	0	0	.250
Feb 15	NORTHERN COLORA	*1b	2	0	1	0	1	0	0	1	1	0	0	0	0	0	0	7	1	0	.286
Feb 16	UCSB	ph	1	0	1	0	0	0	0	0	0	0	0	0	0	0	0	0	0	0	.333
Feb 21	vs Arizona State	*1b	2	0	1	0	0	0	0	0	0	0	0	0	0	0	1	3	0	0	.353
Feb 22	vs Missouri	*1b	3	0	1	0	0	0	0	0	0	0	0	0	0	0	0	4	0	0	.350
Feb 22	vs San Diego	*1b	3	0	1	0	0	0	0	0	0	0	0	0	0	0	0	10	0	0	.348
Feb 23	vs California	*dh	3	0	0	0	0	0	0	0	0	0	0	0	0	0	0	0	0	0	.308
Feb 28	LA SALLE	*dh	3	0	0	1	0	0	0	0	0	0	0	0	1	0	0	0	0	0	.276
Mar 01	NORTHERN COLORA	*1b	2	0	0	0	0	0	0	0	0	0	0	0	0	0	0	11	0	0	.258
Totals		11gs	31	1	8	3	1	0	0	1	1	0	0	0	2	0	3	56	1	0	.258

On base pct. .265 • Slugging pct. .290





99 KIANA SPENCER

P • 5-6 • SR.
GALLUP, N.M. • YAVAPAI COLLEGE

SINGLE-GAME HIGHS

Innings pitched: 7.0, 6x, Last vs. GCU, 2-8-20

Walks allowed: 7, LMU, 3-10-19

Strikeouts: 7, North Dakota, 3-26-19

Batters faced: 36, Nevada, 3-29-19

Assists: 4, San Diego, 2-22-20

Putouts: 1, 2x, Last vs. UNC, 2-14-20

Runners CS: 1, 5x, Last vs. UNC, 2-14-20

Fewest hits allowed (Min. 3.0 IP): 3, 2x, Last vs. S. Dakota, 2-29-20

Fewest walks allowed (Min. 3.0 IP): 0, 3x, Last vs. S. Dakota, 2-29-20

CAREER STATS (AT UNM)

Year	era	w-l	app	gs	cq	sho	sv	ip	h	r	er	bb	so	2b	3b	hr	bf	bavg	wp	hbp	bk	sfa	sha
2019	8.19	6-18	33	23	11	2/0	1	122.0	167	128	111	74	66	36	5	28	626	.320	8	16	0	4	10
2020	4.84	7-1	11	8	3	0/0	0	48.1	58	34	26	18	11	10	2	5	225	.299	1	4	0	3	6
TOTAL	7.24	13-19	44	31	14	2/0	1	170.1	225	162	137	92	77	46	7	33	851	.314	9	20	0	7	16

2020 GAME-BY-GAME

Date	Opponent	GS	IP	H	R	ER	BB	SO	2B	3B	HR	WP	BK	HBP	IBB	Score	W-L	Sv	ERA	NP
Feb 07	vs Stanford	*	5.2	8	4	4	2	1	0	1	0	0	0	0	0	6-7	0-0	0	6.35	101
Feb 08	at Grand Canyon	*	7.0	6	4	4	4	2	1	1	0	0	0	0	0	9-4	1-0	0	5.68	93
Feb 14	NORTHERN COLORADO	*	5.0	5	3	3	2	0	2	0	1	0	0	0	0	12-3	2-0	0	5.60	67
Feb 15	UCSB	*	5.0	5	1	1	3	2	0	0	1	0	0	0	0	9-1	3-0	0	4.76	76
Feb 20	vs UC Riverside	*	4.1	5	3	3	2	1	1	0	0	0	0	4	0	6-3	4-0	0	5.00	93
Feb 22	vs San Diego	*	3.1	7	6	4	0	0	2	0	1	1	0	0	0	5-6	4-1	0	5.64	43
Feb 23	vs California	*	0.2	2	2	0	0	0	0	0	1	0	0	0	0	3-5	4-1	0	5.52	7
Feb 28	LA SALLE	*	6.0	11	7	3	1	0	1	0	1	0	0	0	0	11-7	5-1	0	5.35	68
Feb 29	LA SALLE	*	0.1	0	0	0	0	0	0	0	0	0	0	0	0	13-5	5-1	0	5.30	3
Feb 29	SOUTH DAKOTA	*	4.2	3	0	0	0	1	1	0	0	0	0	0	0	7-6	6-1	0	4.71	57
Mar 01	SOUTH DAKOTA	*	6.1	6	4	4	4	4	2	0	0	0	0	0	0	6-4	7-1	0	4.84	111
Totals		8	48.1	58	34	26	18	11	10	2	5	1	0	4	0	87-51	7-1	0	4.84	-