

UAPB ATHLETIC COMMUNICATIONS • 1200 N. University Dr. • Mail Slot 4891 • Pine Bluff, Ark. 71601

UAPBLionsRoar.com • Facebook: facebook.com/UAPBGoldenLions • Twitter: @UAPBLionsroar.com

Men's Basketball Media Relations Contacts • Ronnie Johnson, Sports Information Director

O: (870) 575-7949 | E: johnsonrt@uapb.edu

University of Arkansas at Pine Bluff 2016-17 Men's Basketball Schedule		
Date	Opponent	Time
November		
4	Champion Baptist (Ex)	99-56
11-23	CBE Classic	
11	at UAB	66-86 L
14	ECCESLIA COLLEGE	83-47 W
17	at George Washington	41-61 L
21	BLUE MOUNTAIN COLLEGE	74-77 L3OT
23	at Siena College	43-66 L
27	at Hawaii	44-64 L
December		
1	TENNESSEE-MARTIN	68-73 L
3	at Central Michigan	59-82 L
8	at Little Rock	52-67 L
12	at Seattle University	58-63 L
14	at Oklahoma State	66-102 L
17	at Univ. of New Mexico	7 p.m.
19	at Univ. of Denver	8 p.m.
22	at Grand Canyon Univ.	8 p.m.
January		
2	MISS.VALLEY STATE*^	7:30 p.m.
7	ALABAMA STATE*^	7:30 p.m.
9	ALABAMA A&M*^	7:30 p.m.
14	at Southern*^	5:30 p.m.
16	at Alcorn State*^	7:30 p.m.
21	TEXAS SOUTHERN *^	7:30 p.m.
23	PRAIRIE VIEW A&M *^	7:30 p.m.
28	at Grambling State*^	7:30 p.m.
30	at Jackson State*^	7:30 p.m.
February		
4	at Alabama State*^	7:30 p.m.
6	at Alabama A&M*^	7:30 p.m.
11	SOUTHERN*^	7:30 p.m.
13	ALCORN STATE*^	7:30 p.m.
18	at Texas Southern *^	7:30 p.m.
20	at Prairie View A&M *^	7:30 p.m.
25	GRAMBLING STATE*^	7:30 p.m.
27	JACKSON STATE*^	7:30 p.m.
March		
4	at Miss. Valley State*^	7:30 p.m.
6-11	SWAC Tournament Houston, Texas	
Schedule notes: All times are CST unless noted and are subject to change; home games are in bold;		
*SWAC Games; ^doubleheader with women's team; ++ Multi-Team Event CBE Classic;		
Times and Dates Subject to change		

UAPB, Golden Lions, 1-10, 0-0 SWAC

Head Coach: George Ivory
Overall Record: 68-166 (9th Season)
Record at UAPB: 68-166 (9th Season)



University of New Mexico, 6-4
Head Coach: Craig Neal
Overall Record: 65-42 (4th Season)
Record at UNM: 64-42 (4th Season)
Series Record: 0-2
Last Meeting: New Mexico defeated UAPB, 77-53 in the 2004-05 season.



University of Denver, 5-5
Head Coach: Rodney Billups
Overall Record: 5-5 (1st Season)
Record at UD: 5-5 (1st Season)
Series Record: 0-2
Last Meeting: Denver defeated UAPB, 73-55 in the 2010-11 season



Grand Canyon University, 5-5
Head Coach: Dan Majerle
Overall Record: 64-42 (4th Season)
Record at GCU : 64-42 (4th Season)
Series Record: 0-0
Last Meeting: First ever meeting...



44 Ghiavonni Robinson • G
 6-3 • 190 • Sr. • Itta Bena, Miss./Le Florse HS
 12.1 ppg; 3.1 rpg; 1.6 apg; 1.4 spg;



Notes: Led the team in scoring in three contests on the season.. Scored 19 against Ecclesia College, 13 against UAB and nine against George Washington...

13 JoeRandle Toliver • G
 6-4 • 180 • Jr. • Jonesboro, Ark./Mid-South CC
 6.1 ppg; 2.5 rpg; 2.5 apg; 1.2 spg;



Notes: Scored a season high 19 points against Tennessee-Martain (12-1-16)...Currently leads the team in assist with 27...

10 Jaquan Lynch • G
 6-3 • 180 • Sr. • Brooklyn, N.Y./Wabash Valley CC
 7.5 ppg; 3.0 rpg; 1.3 spg;



Notes: Started in the last three contests averaging 13.0 ppg... Scored a season high 17 point against Little Rock (12-8-16)...

15 Trent Steen • F
 6-8 • 225 • Jr. • Forrest City, Ark./Mid-South CC
 6.8 ppg; 4.6 rpg; 0.6 apg; 1.3 spg; 0.7 bpg



Notes: Currently leads the team in rebounds averaging 4.6 rebounds per game... Led the team in rebounds in three contests this season...Currently has two double-doubles on the season.

35 Travon Harper • F
 6-8 • 220 • Jr. • McNeil, Ark./Miss. Delta CC
 6.4 ppg; 3.8 rpg; 0.8 apg; 0.6 spg; 0.4 bpg



Notes: Scored season high 11 points against Ecclesia College to go along with six rebounds...Currently ranks second on the season rebounds with 42...

2016-17 UAPB

Men's Basketball Quick Facts

GENERAL INFORMATION

Name: University of Arkansas at Pine Bluff
Location: Pine Bluff, Arkansas, 71601
Founded: 1873
Enrollment: 2,821
Colors: Black and Gold (874)
Conference: Southwestern Athletic Conference
Nickname: Golden Lions
Arena (Cap): H.O. Clemmons Arena (4,500)
Chancellor: Dr. Laurence B. Alexander
Alma Mater: University of New Orleans
Athletics Dir: Lonza Hardy, Jr.
Alma Mater: University of North Carolina, 1978
Faculty Rep: Dr. Brenda Martin

HISTORY

First Year of Men's Basketball: 1954-55
All-Time Record: 552-713 **
Years in Last NCAA

Tourney Appearance: 2010 Lost to Duke, 77-44
**-Seasons includes games later vacated due to NCAA Sanctions... Actual on-court record won-loss at UAPB is 596-713

MEN'S BASKETBALL

STAFF INFORMATION

Head Coach: George Ivory
9th Year (Miss. Valley State, 1988)
Overall Record: 67-156 (8th, Years)**
UAPB Record: 67-156, (8th Years)**
**-Seasons includes games later vacated due to NCAA Sanctions... Actual on-court record won-loss overall record for George Ivory is 99-156 and record at UAPB is 99-156

Assistant Coach: Kenneth Broyles, 7thth Year (University of Arkansas at Pine Bluff, 2003); Jarvis Gunter, 4th Year (University of Arkansas at Pine Bluff, 2008); Richard Cannon, 3rd Year (Mississippi Valley State, 2007)

MBB's Phone: 870-575-8717
MBB Fax: 870-575-4611

TEAM INFORMATION

2015-16 Record: 8-25
H/A/N: 3-6/4-18/1-1
2015-16 Conference Record: 6-12
Final National Ranking: N/A
Postseason: SWAC Tournament Postseason Result: Lost to Alabama A&M: 61-53 in 2016

Letter winners Returning/ Lost: 10 / 5
Starter Returning / Lost: 3 / 2

Key Losses:

JoVaughn Love (9.0 ppg, 4.3 rpg; 1.1 apg; 0.6 spg; 0.4 bpg)
Trent Whiting (5.2 ppg; 2.8 rpg; 1.5 apg; 0.7 spg; 0.5 bpg)
Chauncy Parker (0.9 ppg; 1.2 rpg; 0.5 apg; 0.3 spg; 0.8 bpg;)

Key Returnees:

Ghiavonni Robinson; G; 6-3; 190; Sr.; (11.1 ppg; 3.2 rpg; 2.0 apg; 1.4 spg; 0.1 bpg)
Marquis Cunningham; C/F; 6-8; 200; Sr. (5.9 ppg; 3.2 rpg; 0.6 apg; 0.5 spg; 1.0 bpg)
Marcus Wallace, Fr. ; G; 6-3; 180; Jr. (4.5 ppg; 1.0 rpg; 0.8 spg;)

Key Newcomers: Artavious McDyess, 6-10, 215, FR./ F/C
Cedric Turner, 6-8, 250, Fr, F
Joe'Randle Toliver, 6-4, 180,G

MEDIA INFORMATION

Sports Information Director (Primary MBB Contact):

Ronnie Johnson
Office Phone: (870) 575-7949
Email: Johnsonrt@uapb.edu; Ronnie.johnson74@yahoo.com
Secondary Contact: Cameo Stokes
Office Phone: (870) 575-7949
Email: cameo.stokes@gmail.com
Website: uapblionsroar.com
Mailing Address:
UAPB Sports Information
1200 North University Drive
Pine Bluff, Arkansas, 71601

Media Information:

Newspaper: The Pine Bluff Commercial
Beat Writer: Ocie Brown
Address: 300 S. Beech St
Pine Bluff, AR 71601

Phone: (800) 876-1411

2016-2017 UAPB

MEN'S BASKETBALL RADIO CHART




1
Charles Jackson • G/F
6-5 • 175 • So. • Cleveland, Miss.



3
Kennedy McKinney • G
6-3 • 170 • Jr. • Memphis, Tenn.



10
Jaquan Lynch • G
6-3 • 180 • Sr. • Brooklyn, N.Y.



12
Marquis Cunningham • C/F
6-8 • 200 • Sr. • Bronx, N.Y.



13
Joe'Randle Toliver • G
6-4 • 180 • Jr. • Jonesboro, Ark.



14
Marcus Wallace • G
6-3 • 180 • So. • Jackson, Miss.



15
Trent Steen • F
6-8 • 225 • Jr. • Forrest City, Ark.



21
Artavious McDyess • F/C
6-10 • 215 • Fr. • Columbus, Miss.




22
Khalid Campbell • G
6-1 • 175 • Fr. • Greenwood, Miss.




25
Cedric Turner • F
6-8 • 250 • Fr. • Houston, Texas



30
Deshon Bayles • F/C
6-8 • 220 • Jr. • Laurel, Miss.



34
Devin Berry • F
6-7 • 220 • Sr. • Columbus, Miss.



35
Travon Harper • F
6-8 • 220 • Jr. • McNeil, Ark.



40
J'Breun Sprinkle • G
6-2 • 175 • So. • White Hall, Ark.



44
Ghiavonni Robinson • G
6-3 • 190 • Sr. • Itta Bena, Miss.



52
David Tillman • C
6-10 • 215 • r-Jr. • Houston, Texas



George Ivory
Head Coach • 9th Season



Kenneth Broyles
Assistant Coach • 8th Season



Jarvis Gunter
Assistant Coach • 4th Season



Richard Cannon
Assistant Coach • 3rd Season

2016-17 University of Arkansas at Pine Bluff

Men's Basketball Alphabetical Roster

No	Name	Pos.	Ht.	Wt.	Yr.	Hometown /Previous School
30	Deshon Bayless	F/C	6-8	220	Jr.	Laurel, Miss./Lawson State CC
34	Devin Berry	F	6-7	220	Sr.	Columbus, Miss./Southwest CC
22	Khalid Campbell	G	6-1	175	Fr.	Greenwood, Miss./Greenwood HS
13	Joe'Randle Toliver	G	6-4	180	Jr.	Jonesboro, Ark./Mid-South CC
12	Marquis Cunningham	C/F	6-8	200	Sr.	Bronx, N.Y./Jones County CC
1	Charles Jackson	G/F	6-5	175	So.	Cleveland, Miss./Cleveland Eastside HS
35	Travon Harper	F	6-8	220	Jr.	McNeil, Ark./Miss. Delta CC
10	Jaquan Lynch	G	6-3	180	Sr.	Brooklyn, N.Y./Wabash Valley CC
21	Artavious McDyess	F/C	6-10	215	Fr.	Columbus, Miss./Columbus HS
3	Kennedy McKinney	G	6-3	170	Jr.	Memphis, Tenn./Southwest Tenn. CC
44	Ghiavonni Robinson	G	6-3	190	Sr.	Itta Bena , Miss./ Le Flore HS
40	J'Breun Sprinkle	G	6-2	175	So.	White Hall, Ark./White Hall HS
15	Trent Steen	F	6-8	225	Jr.	Forrest City, Ark./Mid-South CC
52	David Tillman	C	6-10	215	r-Jr.	Houston, Texas / Fort Bend Travis HS
25	Cedric Turner	F	6-8	250	Fr.	Houston, Texas/Cypress Ranch
14	Marcus Wallace	G	6-3	180	So.	Jackson, Miss./Provine HS

2016-17 University of Arkansas at Pine Bluff

Men's Basketball Numerical Roster

No	Name	Pos.	Ht.	Wt.	Yr.	Hometown /Previous School
1	Charles Jackson	G/F	6-5	175	So.	Cleveland, Miss./Cleveland Eastside HS
3	Kennedy McKinney	G	6-3	170	Jr.	Memphis, Tenn./Southwest Tenn. CC
10	Jaquan Lynch	G	6-3	180	Sr.	Brooklyn, N.Y./Wabash Valley CC
12	Marquis Cunningham	C/F	6-8	200	Sr.	Bronx, N.Y./Jones County CC
13	Joe'Randle Toliver	G	6-4	180	Jr.	Jonesboro, Ark./Mid-South CC
14	Marcus Wallace	G	6-3	180	So.	Jackson, Miss./Provine HS
15	Trent Steen	F	6-8	225	Jr.	Forrest City, Ark./Mid-South CC
21	Artavious McDyess	F/C	6-10	215	Fr.	Columbus, Miss./Columbus HS
22	Khalid Campbell	G	6-1	175	Fr.	Greenwood, Miss./Greenwood HS
25	Cedric Turner	F	6-8	250	Fr.	Houston, Texas/Cypress Ranch
30	Deshon Bayless	F/C	6-8	220	Jr.	Laurel, Miss./Lawson State CC
34	Devin Berry	F	6-7	220	Sr.	Columbus, Miss./Southwest CC
35	Travon Harper	F	6-8	220	Jr.	McNeil, Ark./Miss. Delta CC
40	J'Breun Sprinkle	G	6-2	175	So.	White Hall, Ark./White Hall HS
44	Ghiavonni Robinson	G	6-3	190	Sr.	Itta Bena , Miss./ Le Flore HS
52	David Tillman	C	6-10	215	r-Jr.	Houston, Texas / Fort Bend Travis HS

Head Coach: George Ivory, 9th Year (Mississippi Valley State, 1988)

Assistant Coaches: Kenneth Broyles, 8th Year (University of Arkansas at Pine Bluff, 2003); Jarvis Gunter, 4th Year (University of Arkansas at Pine Bluff, 2008); Richard Cannon, 3rd Year (Mississippi Valley State, 2007)

Golden Lions Notes and Briefs

UAPB versus New Mexico

This will be the third ever meeting between UAPB and the University of New Mexico with the Lobos leading the series, 2-0. In the last meeting, UNM defeated UAPB, 77-53 in the 2004-05 season and in their first ever meeting, the Lobos defeated the Golden Lions, 97-72 in the 1998-99 season.

New Mexico	0-2
1998-99	72-97 L
2004-05	53-77 L

UAPB versus Conference USA

UAPB is currently 3-12 against Conference USA institutions. The Golden Lions are currently 1-0 against FIU and are 2-2 versus Louisiana Tech.

FIU	1-0
Louisiana Tech	2-2
UAB	0-2
Texas-El Paso	0-8

UAPB versus Denver

This will be the third meeting between UAPB and the University of Denver with Pioneers leading the series, 2-0. In their first ever meeting, UD defeated UAPB, 75-56 in the 2009-10 season and defeated the Golden Lions, 73-53 in the 2010-11 season.

Denver	0-2
2009-10	56-75 L
2010-11	55-73 L

UAPB versus Grand Canyon

This will be the first ever meeting between UAPB and GCU.

UAPB versus the WAC

UAPB is currently 3-7 versus Western Athletic Conference institutions. The Golden Lions posted a 58-56 win over Seattle University last season, defeated Missouri-Kansas City, 79-75 in the 1978-79 season and held on for a 56-49 win over CSU-Bakersfield in the 2014-15 season. In addition, UAPB will have two WAC opponents on their schedule this year with the Golden Lions taking on Seattle University on Dec. 12 and Grand Canyon University on Dec. 19.

CSU- Bakersfield	1-0
Missouri-Kansas City	1-0
New Mexico State	0-6
Seattle University	1-1

UAPB versus the Summit League

UAPB is currently 0-3 versus members of the Summit League. Oral Roberts is the only other member of the Summit League that the Golden Lions have faced. UAPB faced ORU in the 2011-12 season with the Eagles defeating the Golden Lions, 80-44.

Denver	0-2
Oral Roberts	0-1

UAPB Men's Basketball Graduate

Ghiavonni Robinson, a 6-3, 190, senior guard from guard from Itta Bena, Miss., participated in the 2016 UAPB Fall Commencement Exercises on Friday, Dec. 9 at the Pine Bluff Convention Center in Pine Bluff, Ark. This is the second year in a row that the Golden Lions hoopsters to have fall graduates. Men's Basketball had two Golden Lions to receive their degree in the fall of 2015.

The UAPB "Lynch" Pin

Jaquan Lynch, a 6-3, 180, senior guard from Brooklyn, N.Y., has seen action in all 11 games this season, while starting in four of them. In his last three starts, Lynch has scored a total of the 39 points to average 13.0 points per game. He posted a season high 17 points against Little Rock, pumped in 10 against Seattle University and finished with 12 against Oklahoma State.

Bayless makes immediate impact

Deshon Bayless, a 6-8, 220, junior forward/center from Laurel, Miss., had to miss the first nine games of the season due academics. Bayless made his 2016-2017 debut against Seattle University on December 12 in Seattle, Wash. He finished the contest with eight points and two rebounds. Against Oklahoma State, Bayless finished the contest with 18 points, three steals and two rebounds.

Coming off the Bench

Kennedy McKinney, a 6-3, 170, junior from Memphis, Tenn., has been the sixth man for the Golden Lions in seven games. He pumped in eight points and pulled down seven rebounds against Tennessee-Martin (12-1-16) and poured in eight points against UAB (11-11-16). Also he pulled down six rebounds against George Washington (11-17-16). McKinney also added six points against Little Rock (12-8-16). Another key contributor for the Golden Lions from off the bench is Jaquan Lynch, a 6-3 senior guard from Brooklyn, N.Y. In UAPB's last two contest, Lynch poured in six points against Tennessee Martin (12-1-16) and nine against Central Michigan (12-3-16). In his third start of the season against Little Rock, Lynch led the team in scoring with 17 points.

Golden Lions Notes and Briefs

UAPB Newcomers in the starting line up.

Trent Steen, a 6-8, junior forward from Forrest City, Ark., was a big play maker for the Golden Lions in their thrilling 77-74 triple overtime loss to Blue Mountain College at the H.O. Clemmons Arena. He finished the contest with 19 points and 12 rebounds and recorded a put back at the end of the second overtime to send the contest into its third overtime of the night. He recorded his second double-double of the season in a 12 points and 12 rebounds against Central Michigan (12-3-16).

Also another key newcomer to the Golden Lions of the hardwood is Joe'Randle Toliver, a 6-4, junior guard from Jonesboro, Ark. He has started in all four games this season and is currently averaging 7.3 points, 3.0 rebounds and 3.0 assists per game.

In addition, Travon Harper, a 6-8, junior forward from McNeil, Ark., has started in all four games this season. He is currently averaging 6.3 points, 3.0 rebounds and 1.8 steals per game. He poured in a season high 11 points against Ecclesia College and added six against Blue Mountain College.

Robinson closing in on 1,000 career points.

Ghiavonni Robinson, a 6-3, 185, senior guard from Itta Bena, Miss., is closing in on 1,000 career points. He currently has 931 career points and he just 69 points shy of reaching the 1,000 point plateau. Last season Robinson scored a season high 33 points against Alcorn State (1-18-16), 26 against Miss. Valley State (3-5-16) and 24 against Alabama A&M (1-9-16) and Michigan State (11-20-15).

UAPB picked to finished 9th in the SWAC

UAPB has been predicted to finish ninth in the Southwestern Athletic Conference this season. Texas Southern has been predicted to win the regular season crown with 180 points, followed by Jackson State with 165. Southern has been predicted to finish third with 160 points, followed by Alabama State with 118 points for a fourth place finish. Alcorn State recorded 108 points for a predicted fifth place finish. Prairie View A&M was predicted to finish sixth with 91 points, followed by Mississippi Valley State with 67 points for a predicted seventh place finish. Alabama A&M(60) was predicted to finish eighth and Grambling State(47) tenth.

UAPB ADDS NEW FACES FOR 2016-17 SEASON

UAPB returns nine letter winners from last season. Ghiavonni Robinson returns for his final season in a Golden Lion uniform as he finished last season as the team's leading scorer. He finished the season scoring 366 points and averaging 11.1 points, 2.03 assists and 3.2 rebounds per game.

Also returning this season is Charles Jackson, who finished last season averaging 6.2 points and 1.8 rebounds per game.

UAPB will look to Marquis Cunningham to help lead the Golden Lion big men. Cunningham finished last season as the team's third leading rebounder and UAPB's leading shot block leader with 106 rebounds and 34 blocked shots.



George Ivory, grew up in Jackson, Mississippi where he attended Murrah High School, one of the top basketball schools in the country. He played at Murrah for three years winning numerous awards prior to graduating in 1983.

After Ivory finished at Murrah High School, he went on to attend college at Mississippi Valley State University. While at MVSU Ivory was selected as Freshman of the Year, First Team All-SWAC, SWAC Tournament MVP, and Player of the Year in the conference. Ivory started all four years at Mississippi Valley State University where he still ranks tops in scoring, steals, assist, minutes, and games played.

Upon graduating from Mississippi Valley State University in 1988 with a Bachelors degree and after trying out professionally with the Chicago Bulls, Harlem Globetrotters, and Illinois Express, Ivory was drafted by the Wyoming Wildcatters of the CBA.

He later went back to college at Jackson State University to receive his Masters degree in 1996 while working as a graduate assistant with the Lady Tigers for three years before becoming a full-time assistant in 1991-1998 under Head Coach Andrew Pennington.

JSU won two Tournament Championships, a regular season championship and made one NCAA Appearance. In Fall 1998, Ivory accepted a similar position with Mississippi Valley State University as men's assistant coach under then Head Coach Lafayette Stribling where they had several outstanding recruiting classes as

well as several outstanding teams which competed for SWAC titles for consecutive years.

Ivory subsequently crossed the state line to become an assistant coach at UAPB in the fall of 2002 under then Head Coach Van Holt. Holt and staff led the Golden Lions to the finals of the SWAC Tournament in 2005-06.

In 2006-07, Ivory crossed another state line as he was hired as an assistant coach at Grambling State University under then Head Coach Larry Wright. In 2007-08 Ivory went back to his Alma Mater Mississippi Valley State University as an assistant coach under then Head Coach James Green where they went on to win the SWAC Tournament Championship and advanced to the first round of the NCAA Tournament.

In the spring of 2008, Ivory was named the Head Coach of Arkansas-Pine Bluff. Prior to the start of his first season the Golden Lions were picked 9th in the SWAC's preseason poll, but UAPB went on to finish in 4th place in the SWAC during their 2008-09 campaign. Arkansas-Pine Bluff also completed conference play with a winning record for the first time in school history.

The 2009-10 basketball season brought about unprecedented success for the University of Arkansas-Pine Bluff men's basketball team. After starting the year 0-11, the Golden Lions finished the season with a remarkable run all the way to the NCAA tournament. The Golden Lions went 18-5 over the course of their last 23 games as they concluded the season with an 18-16 overall record.

UAPB won the 2010 SWAC Basketball Tournament Championship, marking the schools' first title in over four decades (1967). Arkansas-Pine Bluff followed their undefeated SWAC tourney run with a victory over the Winthrop Eagles in the NCAA Opening Round game, snapping a 17-year conference losing streak in the

NCAA tournament.

The Golden Lions eventually faced the NCAA National Champion Duke University basketball team in the first round of the tournament. Arkansas-Pine Bluff was the only Division I institution from the state of Arkansas to qualify for the NCAA tournament. For his teams outstanding accomplishments on the court Ivory was named the 2010 HSRN National Coach of the Year becoming the first coach from Arkansas-Pine Bluff to be awarded such honors.

George Ivory 9th Season • Miss. Valley State • 1987 Head Men's Basketball Coach

George Ivory against All-Flags

Abilene Christian	0-1	Southern	7-10
Air Force	0-5	Southeastern Louisiana	1-0
Akron	0-5	Southern Utah	1-0
Alabama A&M	11-7	Stanford	0-2
Alabama State	9-9	Texas A&M	0-2
Alcorn State	11-5	Texas El Paso	0-4
Arizona State	0-2	Texas Southern	6-12
Army West Point	0-1	Texas Tech	0-2
Auburn	0-3	Tuskegee	1-0
California State-Bakersfield	1-0	Valparaiso	0-1
Central Michigan	0-2	Virginia Tech	0-1
Cincinnati	0-3	Washington State	0-1
Colorado	0-2	Winthrop	1-0
Colorado State	0-1		
Creighton	0-2		
Denver	0-2		
Florida International	1-0		
Georgia Tech	0-2		
Grambling State	14-2		
Hampton	0-1		
Hawaii	0-4		
High Point	0-1		
Houston Baptist	0-1		
Iowa	0-1		
Iowa State	0-1		
Jackson State	7-9		
Jacksonville State	0-1		
Kansas State	0-1		
Maryland Eastern Shore	1-0		
Michigan	0-2		
Michigan State	0-3		
Miss. Valley	11-5		
Missouri	0-4		
Morehouse	1-0		
Nebraska	0-3		
Nevada	0-1		
New Mexico State	0-2		
Northwestern	0-1		
Ohio	0-2		
Oklahoma State	0-4		
Oral Roberts	0-1		
Oregon	0-2		
Oregon State	0-1		
Prairie View A&M	10-6		
Purdue	0-1		
Sam Houston State	0-1		
San Diego State	0-2		
Santa Clara	0-1		
Seattle University	1-0		
Southern Methodist	1-2		

THE STAT CREW SYSTEM
Arkansas-Pine Bluff Combined Team Statistics (as of Dec 15, 2016)
All games

RECORD:	OVERALL	HOME	AWAY	NEUTRAL
ALL GAMES	1-10	1-2	0-8	0-0
CONFERENCE	0-0	0-0	0-0	0-0
NON-CONFERENCE	1-10	1-2	0-8	0-0

#	Player	gp-gs	min	avg	Total		3-Point		F-Throw		Rebounds								a	to	blk	stl	pts	avg
					fg-fga	fg%	3fg-fga	3fg%	ft-fa	ft%	off	def	tot	avg	pf	dq								
30	Deshon Bayless	2-0	45	22.5	11-24	.458	1-4	.250	3-3	1.000	3	3	6	3.0	3	0	2	6	0	3	26	13.0		
44	Ghiavonni Robinson	10-9	278	27.8	40-101	.396	19-59	.322	22-32	.688	11	20	31	3.1	17	0	16	25	1	14	121	12.1		
10	Jaquan Lynch	11-5	253	23.0	27-77	.351	12-38	.316	17-18	.944	8	25	33	3.0	19	0	22	15	0	14	83	7.5		
15	Trent Steen	11-11	241	21.9	31-72	.431	0-2	.000	13-28	.464	15	36	51	4.6	35	2	7	21	8	14	75	6.8		
35	Travon Harper	11-11	240	21.8	24-76	.316	2-16	.125	20-34	.588	16	26	42	3.8	35	0	9	23	4	7	70	6.4		
13	JoeRandle Toliver	11-10	303	27.5	23-67	.343	16-55	.291	5-7	.714	4	23	27	2.5	22	0	27	23	0	15	67	6.1		
14	Marcus Wallace	11-1	168	15.3	20-42	.476	5-14	.357	8-10	.800	3	5	8	0.7	11	0	9	19	0	3	53	4.8		
01	Charles Jackson	8-1	122	15.3	12-31	.387	9-22	.409	2-5	.400	3	18	21	2.6	15	0	8	14	0	5	35	4.4		
03	Kennedy McKinney	11-0	189	17.2	19-57	.333	1-12	.083	9-15	.600	12	17	29	2.6	19	0	15	23	0	11	48	4.4		
12	Marquis Cunningham	9-1	98	10.9	9-18	.500	0-0	.000	7-13	.538	4	8	12	1.3	21	2	2	12	2	6	25	2.8		
34	Devin Berry	9-6	133	14.8	5-24	.208	0-0	.000	15-20	.750	13	13	26	2.9	23	0	3	5	3	0	25	2.8		
52	David Tillman	9-0	79	8.8	5-7	.714	0-0	.000	1-2	.500	7	10	17	1.9	16	0	1	6	7	3	11	1.2		
25	Cedric Turner	4-0	29	7.3	2-5	.400	0-0	.000	0-2	.000	1	0	1	0.3	8	1	2	5	0	1	4	1.0		
21	Artavious McDyess	10-0	70	7.0	2-4	.500	0-0	.000	3-8	.375	5	9	14	1.4	11	0	2	5	4	3	7	0.7		
22	Khalid Campbell	8-0	27	3.4	1-4	.250	0-3	.000	2-4	.500	2	2	4	0.5	3	0	0	2	0	0	4	0.5		
Team											19	21	40				3							
Total.....		11	2275		231-609	.379	65-225	.289	127-201	.632	126	236	362	32.9	258	5	125	207	29	99	654	59.5		
Opponents.....		11	2274		249-585	.426	67-255	.263	223-310	.719	140	286	426	38.7	187	-	152	191	37	89	788	71.6		

TEAM STATISTICS	UAPBM	OPP	Date	Opponent	Score	Att.
SCORING	654	788	11/11/16	at UAB	L 66-86	4289
Points per game	59.5	71.6	11/14/17	ECCLESIA COLLEGE	W 83-47	575
Scoring margin	-12.2	-	11/17/16	at George Washington	L 41-61	2013
FIELD GOALS-ATT	231-609	249-585	11/21/16	BLUE MOUNTAIN COLLEGE	Lo3 74-77	675
Field goal pct	.379	.426	11/23/16	at Siena College	L 43-66	5252
3 POINT FG-ATT	65-225	67-255	11/27/16	at Hawai'i	L 44-64	5508
3-point FG pct	.289	.263	12/1/16	TENNESSEE-MARTIN	L 68-73	678
3-pt FG made per game	5.9	6.1	12/3/16	at Central Michigan	L 59-82	2491
FREE THROWS-ATT	127-201	223-310	12/8/16	at Little Rock	L 52-67	2756
Free throw pct	.632	.719	12/12/16	at Seattle University	L 58-63	747
F-Throws made per game	11.5	20.3	12/14/16	at Oklahoma State	L 66-102	5287
REBOUNDS	362	426	* - Conference game			
Rebounds per game	32.9	38.7				
Rebounding margin	-5.8	-				
ASSISTS	125	152				
Assists per game	11.4	13.8				
TURNOVERS	207	191				
Turnovers per game	18.8	17.4				
Turnover margin	-1.5	-				
Assist/turnover ratio	0.6	0.8				
STEALS	99	89				
Steals per game	9.0	8.1				
BLOCKS	29	37				
Blocks per game	2.6	3.4				
ATTENDANCE	1928	28343				
Home games-Avg/Game	3-643	8-3543				
Neutral site-Avg/Game	-	0-0				

Score by Periods	1st	2nd	OT	OT2	OT3	Totals
Arkansas-Pine Bluff	294	336	8	8	8	654
Opponents	353	408	8	8	11	788

THE STAT CREW SYSTEM
Arkansas-Pine Bluff Season Schedule/Results & Leaders (as of Dec 15, 2016)
All games

RECORD:	OVERALL	HOME	AWAY	NEUTRAL
ALL GAMES	1-10	1-2	0-8	0-0
CONFERENCE	0-0	0-0	0-0	0-0
NON-CONFERENCE	1-10	1-2	0-8	0-0

Date	Opponent	Score	Att.	High Points	High Rebounds
11/11/16	at UAB	66-86 L	4289	(13)Ghiavonni Robinson	(7)Devin Berry
11/14/17	ECCLESIA COLLEGE	W 83-47	575	(19)Ghiavonni Robinson	(7)Trent Steen
11/17/16	at George Washington	41-61 L	2013	(9)Marcus Wallace	(6)Kennedy McKinney
				(9)Ghiavonni Robinson	
11/21/16	BLUE MOUNTAIN COLLEGE	74-77 Lo3	675	(19)Trent Steen	(12)Trent Steen
11/23/16	at Siena College	43-66 L	5252	(9)Trent Steen	(6)Travon Harper
11/27/16	at Hawai'i	44-64 L	5508	(12)Ghiavonni Robinson	(3)Travon Harper
					(3)David Tillman
					(3)Marquis Cunningham
12/1/16	TENNESSEE-MARTIN	68-73 L	678	(19)JoeRandle Toliver	(8)Travon Harper
12/3/16	at Central Michigan	59-82 L	2491	(12)Trent Steen	(12)Trent Steen
12/8/16	at Little Rock	52-67 L	2756	(17)Jaquan Lynch	(5)Jaquan Lynch
12/12/16	at Seattle University	58-63 L	747	(12)Ghiavonni Robinson	(5)Travon Harper
					(5)JoeRandle Toliver
					(5)Jaquan Lynch
12/14/16	at Oklahoma State	66-102 L	5287	(18)Deshon Bayless	(5)Devin Berry
					(5)JoeRandle Toliver

* - Conference game

Attendance Summary	Games	Attend	Avg/Game
Home	3	1928	643
Away	8	28343	3543
Neutral	0	0	0
Total	11	30271	2752

THE STAT CREW SYSTEM
Arkansas-Pine Bluff Season Box Score (as of Dec 15, 2016)
All games

RECORD:	OVERALL	HOME	AWAY	NEUTRAL
ALL GAMES	1-10	1-2	0-8	0-0
CONFERENCE	0-0	0-0	0-0	0-0
NON-CONFERENCE	1-10	1-2	0-8	0-0

#	Player	gp-gs	min	avg	Total		3-Point		F-Throw		Rebounds				pf	dq	a	to	blk	stl	pts	avg
					fg-fga	fg%	3fg-fga	3fg%	ft-fa	ft%	off	def	tot	avg								
30	Deshon Bayless	2-0	45	22.5	11-24	.458	1-4	.250	3-3	1.000	3	3	6	3.0	3	0	2	6	0	3	26	13.0
	Conference-Only...	0-0	0	0.0	0-0	.000	0-0	.000	0-0	.000	0	0	0	0.0	0	0	0	0	0	0	0	0.0
44	Ghiavonni Robinson	10-9	278	27.8	40-101	.396	19-59	.322	22-32	.688	11	20	31	3.1	17	0	16	25	1	14	121	12.1
	Conference-Only...	0-0	0	0.0	0-0	.000	0-0	.000	0-0	.000	0	0	0	0.0	0	0	0	0	0	0	0	0.0
10	Jaquan Lynch	11-5	253	23.0	27-77	.351	12-38	.316	17-18	.944	8	25	33	3.0	19	0	22	15	0	14	83	7.5
	Conference-Only...	0-0	0	0.0	0-0	.000	0-0	.000	0-0	.000	0	0	0	0.0	0	0	0	0	0	0	0	0.0
15	Trent Steen	11-11	241	21.9	31-72	.431	0-2	.000	13-28	.464	15	36	51	4.6	35	2	7	21	8	14	75	6.8
	Conference-Only...	0-0	0	0.0	0-0	.000	0-0	.000	0-0	.000	0	0	0	0.0	0	0	0	0	0	0	0	0.0
35	Travon Harper	11-11	240	21.8	24-76	.316	2-16	.125	20-34	.588	16	26	42	3.8	35	0	9	23	4	7	70	6.4
	Conference-Only...	0-0	0	0.0	0-0	.000	0-0	.000	0-0	.000	0	0	0	0.0	0	0	0	0	0	0	0	0.0
13	JoeRandle Toliver	11-10	303	27.5	23-67	.343	16-55	.291	5-7	.714	4	23	27	2.5	22	0	27	23	0	15	67	6.1
	Conference-Only...	0-0	0	0.0	0-0	.000	0-0	.000	0-0	.000	0	0	0	0.0	0	0	0	0	0	0	0	0.0
14	Marcus Wallace	11-1	168	15.3	20-42	.476	5-14	.357	8-10	.800	3	5	8	0.7	11	0	9	19	0	3	53	4.8
	Conference-Only...	0-0	0	0.0	0-0	.000	0-0	.000	0-0	.000	0	0	0	0.0	0	0	0	0	0	0	0	0.0
01	Charles Jackson	8-1	122	15.3	12-31	.387	9-22	.409	2-5	.400	3	18	21	2.6	15	0	8	14	0	5	35	4.4
	Conference-Only...	0-0	0	0.0	0-0	.000	0-0	.000	0-0	.000	0	0	0	0.0	0	0	0	0	0	0	0	0.0
03	Kennedy McKinney	11-0	189	17.2	19-57	.333	1-12	.083	9-15	.600	12	17	29	2.6	19	0	15	23	0	11	48	4.4
	Conference-Only...	0-0	0	0.0	0-0	.000	0-0	.000	0-0	.000	0	0	0	0.0	0	0	0	0	0	0	0	0.0
34	Devin Berry	9-6	133	14.8	5-24	.208	0-0	.000	15-20	.750	13	13	26	2.9	23	0	3	5	3	0	25	2.8
	Conference-Only...	0-0	0	0.0	0-0	.000	0-0	.000	0-0	.000	0	0	0	0.0	0	0	0	0	0	0	0	0.0
12	Marquis Cunningham	9-1	98	10.9	9-18	.500	0-0	.000	7-13	.538	4	8	12	1.3	21	2	2	12	2	6	25	2.8
	Conference-Only...	0-0	0	0.0	0-0	.000	0-0	.000	0-0	.000	0	0	0	0.0	0	0	0	0	0	0	0	0.0
52	David Tillman	9-0	79	8.8	5-7	.714	0-0	.000	1-2	.500	7	10	17	1.9	16	0	1	6	7	3	11	1.2
	Conference-Only...	0-0	0	0.0	0-0	.000	0-0	.000	0-0	.000	0	0	0	0.0	0	0	0	0	0	0	0	0.0
25	Cedric Turner	4-0	29	7.3	2-5	.400	0-0	.000	0-2	.000	1	0	1	0.3	8	1	2	5	0	1	4	1.0
	Conference-Only...	0-0	0	0.0	0-0	.000	0-0	.000	0-0	.000	0	0	0	0.0	0	0	0	0	0	0	0	0.0
21	Artavious McDyess	10-0	70	7.0	2-4	.500	0-0	.000	3-8	.375	5	9	14	1.4	11	0	2	5	4	3	7	0.7
	Conference-Only...	0-0	0	0.0	0-0	.000	0-0	.000	0-0	.000	0	0	0	0.0	0	0	0	0	0	0	0	0.0
22	Khalid Campbell	8-0	27	3.4	1-4	.250	0-3	.000	2-4	.500	2	2	4	0.5	3	0	0	2	0	0	4	0.5
	Conference-Only...	0-0	0	0.0	0-0	.000	0-0	.000	0-0	.000	0	0	0	0.0	0	0	0	0	0	0	0	0.0
	Team										19	21	40				3					
	Conference-Only...	0-0	0	0.0	0-0	.000	0-0	.000	0-0	.000	0	0	0	0.0	0	0	0	0	0	0	0	0.0
	Total.....	11	2275		231-609	.379	65-225	.289	127-201	.632	126	236	362	32.9	258	5	125	207	29	99	654	59.5
	Conference-Only...	0	0		0-0	.000	0-0	.000	0-0	.000	0	0	0	0.0	0	0	0	0	0	0	0	0.0
	Opponents.....	11	2274		249-585	.426	67-255	.263	223-310	.719	140	286	426	38.7	187	-	152	191	37	89	788	71.6
	Conference-Only...	0	0		0-0	.000	0-0	.000	0-0	.000	0	0	0	0.0	0	0	0	0	0	0	0	0.0

Score by Periods	1st	2nd	OT	OT2	OT3	Totals
Arkansas-Pine Bluff	294	336	8	8	8	654
Opponents	353	408	8	8	11	788

THE STAT CREW SYSTEM
Arkansas-Pine Bluff Overall Team Statistics (as of Dec 15, 2016)
All games

TEAM STATISTICS	UAPBM	OPP
SCORING	654	788
Points per game	59.5	71.6
Scoring margin	-12.2	-
FIELD GOALS-ATT	231-609	249-585
Field goal pct	.379	.426
3 POINT FG-ATT	65-225	67-255
3-point FG pct	.289	.263
3-pt FG made per game	5.9	6.1
FREE THROWS-ATT	127-201	223-310
Free throw pct	.632	.719
F-Throws made per game	11.5	20.3
REBOUNDS	362	426
Rebounds per game	32.9	38.7
Rebounding margin	-5.8	-
ASSISTS	125	152
Assists per game	11.4	13.8
TURNOVERS	207	191
Turnovers per game	18.8	17.4
Turnover margin	-1.5	-
Assist/turnover ratio	0.6	0.8
STEALS	99	89
Steals per game	9.0	8.1
BLOCKS	29	37
Blocks per game	2.6	3.4
WINNING STREAK	0	-
Home win streak	0	-
ATTENDANCE	1928	28343
Home games-Avg/Game	3-643	8-3543
Neutral site-Avg/Game	-	0-0

Score by Periods	1st	2nd	OT	OT2	OT3	Totals
Arkansas-Pine Bluff	294	336	8	8	8	654
Opponents	353	408	8	8	11	788

THE STAT CREW SYSTEM
Arkansas-Pine Bluff Category Leaders (as of Dec 15, 2016)
All games

Points	G	Pts	Pts/G	Scoring Average	G	Pts	Avg/G
Ghiavonni Robinson	10	121	12.1	Deshon Bayless	2	26	13.0
Jaquan Lynch	11	83	7.5	Ghiavonni Robinson	10	121	12.1
Trent Steen	11	75	6.8	Jaquan Lynch	11	83	7.5
Travon Harper	11	70	6.4	Trent Steen	11	75	6.8
JoeRandle Toliver	11	67	6.1	Travon Harper	11	70	6.4
Marcus Wallace	11	53	4.8	JoeRandle Toliver	11	67	6.1
Kennedy McKinney	11	48	4.4	Marcus Wallace	11	53	4.8
Charles Jackson	8	35	4.4	Charles Jackson	8	35	4.4
Deshon Bayless	2	26	13.0	Kennedy McKinney	11	48	4.4
Devin Berry	9	25	2.8	Marquis Cunningham	9	25	2.8
Marquis Cunningham	9	25	2.8	Devin Berry	9	25	2.8
David Tillman	9	11	1.2	David Tillman	9	11	1.2

FG Percentage	FG	Att	Pct	Field Goal Attempts	G	Att	Att/G
David Tillman	5	7	.714	Ghiavonni Robinson	10	101	10.1
Marquis Cunningham	9	18	.500	Jaquan Lynch	11	77	7.0
Artavious McDyess	2	4	.500	Travon Harper	11	76	6.9
Marcus Wallace	20	42	.476	Trent Steen	11	72	6.5
Deshon Bayless	11	24	.458	JoeRandle Toliver	11	67	6.1
Trent Steen	31	72	.431				
Cedric Turner	2	5	.400	Field Goals Made	G	Made	Made/G
Ghiavonni Robinson	40	101	.396	Ghiavonni Robinson	10	40	4.0
Charles Jackson	12	31	.387	Trent Steen	11	31	2.8
Jaquan Lynch	27	77	.351	Jaquan Lynch	11	27	2.5
JoeRandle Toliver	23	67	.343	Travon Harper	11	24	2.2
Kennedy McKinney	19	57	.333	JoeRandle Toliver	11	23	2.1

3-Point Percentage	3FG	Att	Pct	3-Point FG Attempts	G	Att	Att/G
Charles Jackson	9	22	.409	Ghiavonni Robinson	10	59	5.9
Marcus Wallace	5	14	.357	JoeRandle Toliver	11	55	5.0
Ghiavonni Robinson	19	59	.322	Jaquan Lynch	11	38	3.5
Jaquan Lynch	12	38	.316	Charles Jackson	8	22	2.8
JoeRandle Toliver	16	55	.291	Travon Harper	11	16	1.5
Deshon Bayless	1	4	.250				
Travon Harper	2	16	.125	3-Point FG Made	G	Made	Made/G
Kennedy McKinney	1	12	.083	Ghiavonni Robinson	10	19	1.9
Khalid Campbell	0	3	.000	JoeRandle Toliver	11	16	1.5
Trent Steen	0	2	.000	Jaquan Lynch	11	12	1.1
				Charles Jackson	8	9	1.1
				Marcus Wallace	11	5	0.5

Free Throw Percent	FG	Att	Pct	Free Throw Attempts	G	Att	Att/G
Deshon Bayless	3	3	1.000	Travon Harper	11	34	3.1
Jaquan Lynch	17	18	.944	Ghiavonni Robinson	10	32	3.2
Marcus Wallace	8	10	.800	Trent Steen	11	28	2.5
Devin Berry	15	20	.750	Devin Berry	9	20	2.2
JoeRandle Toliver	5	7	.714	Jaquan Lynch	11	18	1.6
Ghiavonni Robinson	22	32	.688				
Kennedy McKinney	9	15	.600	Free Throws Made	G	Made	Made/G
Travon Harper	20	34	.588	Ghiavonni Robinson	10	22	2.2
Marquis Cunningham	7	13	.538	Travon Harper	11	20	1.8
David Tillman	1	2	.500	Jaquan Lynch	11	17	1.5
Khalid Campbell	2	4	.500	Devin Berry	9	15	1.7
Trent Steen	13	28	.464	Trent Steen	11	13	1.2

THE STAT CREW SYSTEM
Arkansas-Pine Bluff Category Leaders (as of Dec 15, 2016)
All games

Rebounds	G	Reb	Reb/G
Trent Steen	11	51	4.6
Travon Harper	11	42	3.8
Jaquan Lynch	11	33	3.0
Ghiavonni Robinson	10	31	3.1
Kennedy McKinney	11	29	2.6

Rebound Average	G	Reb	Avg/G
Trent Steen	11	51	4.6
Travon Harper	11	42	3.8
Ghiavonni Robinson	10	31	3.1
Jaquan Lynch	11	33	3.0
Deshon Bayless	2	6	3.0

Offensive Rebounds	G	No.	Avg/G
Travon Harper	11	16	1.5
Trent Steen	11	15	1.4
Devin Berry	9	13	1.4
Kennedy McKinney	11	12	1.1
Ghiavonni Robinson	10	11	1.1

Defensive Rebounds	G	No.	Avg/G
Trent Steen	11	36	3.3
Travon Harper	11	26	2.4
Jaquan Lynch	11	25	2.3
JoeRandle Toliver	11	23	2.1
Ghiavonni Robinson	10	20	2.0

Fouls	G	No.	Per/G
Travon Harper	11	35	3.2
Trent Steen	11	35	3.2
Devin Berry	9	23	2.6
JoeRandle Toliver	11	22	2.0
Marquis Cunningham	9	21	2.3

Foulouts	G	No.
Trent Steen	11	2
Marquis Cunningham	9	2
Cedric Turner	4	1

Assists	G	No.	Ast/G
JoeRandle Toliver	11	27	2.5
Jaquan Lynch	11	22	2.0
Ghiavonni Robinson	10	16	1.6
Kennedy McKinney	11	15	1.4
Travon Harper	11	9	0.8
Marcus Wallace	11	9	0.8

Steals	G	No.	Stl/G
JoeRandle Toliver	11	15	1.4
Jaquan Lynch	11	14	1.3
Ghiavonni Robinson	10	14	1.4
Trent Steen	11	14	1.3
Kennedy McKinney	11	11	1.0

Blocked Shots	G	No.	Blk/G
Trent Steen	11	8	0.7
David Tillman	9	7	0.8
Travon Harper	11	4	0.4
Artavious McDyess	10	4	0.4
Devin Berry	9	3	0.3

Minutes	G	No.	Min/G
JoeRandle Toliver	11	303	27.5
Ghiavonni Robinson	10	278	27.8
Jaquan Lynch	11	253	23.0
Trent Steen	11	241	21.9
Travon Harper	11	240	21.8

Turnovers	G	No.	TO/G
Ghiavonni Robinson	10	25	2.5
JoeRandle Toliver	11	23	2.1
Kennedy McKinney	11	23	2.1
Travon Harper	11	23	2.1
Trent Steen	11	21	1.9

THE STAT CREW SYSTEM
Arkansas-Pine Bluff Overall/Conference Statistics (as of Dec 15, 2016)
All games

SUMMARY	Overall Statistics										Conference Statistics									
	gp-gs	min/g	fg%	3fg%	ft%	r/g	a/g	stl	blk	pts/g	gp-gs	min/g	fg%	3fg%	ft%	r/g	a/g	stl	blk	pts/g
Deshon Bayless	2-0	22.5	.458	.250	1.000	3.0	1.0	3	0	13.0										
Ghiavonni Robinson	10-9	27.8	.396	.322	.688	3.1	1.6	14	1	12.1										
Jaquan Lynch	11-5	23.0	.351	.316	.944	3.0	2.0	14	0	7.5										
Trent Steen	11-11	21.9	.431	.000	.464	4.6	0.6	14	8	6.8										
Travon Harper	11-11	21.8	.316	.125	.588	3.8	0.8	7	4	6.4										
JoeRandle Toliver	11-10	27.5	.343	.291	.714	2.5	2.5	15	0	6.1										
Marcus Wallace	11-1	15.3	.476	.357	.800	0.7	0.8	3	0	4.8										
Charles Jackson	8-1	15.3	.387	.409	.400	2.6	1.0	5	0	4.4										
Kennedy McKinney	11-0	17.2	.333	.083	.600	2.6	1.4	11	0	4.4										
Marquis Cunningham	9-1	10.9	.500	.000	.538	1.3	0.2	6	2	2.8										
Devin Berry	9-6	14.8	.208	.000	.750	2.9	0.3	0	3	2.8										
David Tillman	9-0	8.8	.714	.000	.500	1.9	0.1	3	7	1.2										
Cedric Turner	4-0	7.3	.400	.000	.000	0.3	0.5	1	0	1.0										
Artavious McDyess	10-0	7.0	.500	.000	.375	1.4	0.2	3	4	0.7										
Khalid Campbell	8-0	3.4	.250	.000	.500	0.5	0.0	0	0	0.5										
Totals	11		.379	.289	.632	32.9	11.4	99	29	59.5	0		.000	.000	.000	0.0	0.0	0	0	0.0
Opponent	11		.426	.263	.719	38.7	13.8	89	37	71.6	0		.000	.000	.000	0.0	0.0	0	0	0.0

SCORING	Overall Statistics								Conference Statistics							
	fg-fga	fg%	3fg-fga	3fg%	ft-fta	ft%	pts	pts/g	fg-fga	fg%	3fg-fga	3fg%	ft-fta	ft%	pts	pts/g
Deshon Bayless	11-24	.458	1-4	.250	3-3	1.000	26	13.0								
Ghiavonni Robinson	40-101	.396	19-59	.322	22-32	.688	121	12.1								
Jaquan Lynch	27-77	.351	12-38	.316	17-18	.944	83	7.5								
Trent Steen	31-72	.431	0-2	.000	13-28	.464	75	6.8								
Travon Harper	24-76	.316	2-16	.125	20-34	.588	70	6.4								
JoeRandle Toliver	23-67	.343	16-55	.291	5-7	.714	67	6.1								
Marcus Wallace	20-42	.476	5-14	.357	8-10	.800	53	4.8								
Charles Jackson	12-31	.387	9-22	.409	2-5	.400	35	4.4								
Kennedy McKinney	19-57	.333	1-12	.083	9-15	.600	48	4.4								
Marquis Cunningham	9-18	.500	0-0	.000	7-13	.538	25	2.8								
Devin Berry	5-24	.208	0-0	.000	15-20	.750	25	2.8								
David Tillman	5-7	.714	0-0	.000	1-2	.500	11	1.2								
Cedric Turner	2-5	.400	0-0	.000	0-2	.000	4	1.0								
Artavious McDyess	2-4	.500	0-0	.000	3-8	.375	7	0.7								
Khalid Campbell	1-4	.250	0-3	.000	2-4	.500	4	0.5								
Totals	231-609	.379	65-225	.289	127-201	.632	654	59.5	0-0	.000	0-0	.000	0-0	.000	0	0.0
Opponent	249-585	.426	67-255	.263	223-310	.719	788	71.6	0-0	.000	0-0	.000	0-0	.000	0	0.0

TOTALS	Overall Statistics										Conference Statistics									
	o-reb	d-reb	total	pf	fo	a	to	a/to	hi	pts	o-reb	d-reb	total	pf	fo	a	to	a/to	hi	pts
Deshon Bayless	3	3	6	3	0	2	6	0.3	18											
Ghiavonni Robinson	11	20	31	17	0	16	25	0.6	19											
Jaquan Lynch	8	25	33	19	0	22	15	1.5	17											
Trent Steen	15	36	51	35	2	7	21	0.3	19											
Travon Harper	16	26	42	35	0	9	23	0.4	11											
JoeRandle Toliver	4	23	27	22	0	27	23	1.2	19											
Marcus Wallace	3	5	8	11	0	9	19	0.5	9											
Charles Jackson	3	18	21	15	0	8	14	0.6	12											
Kennedy McKinney	12	17	29	19	0	15	23	0.7	8											
Marquis Cunningham	4	8	12	21	2	2	12	0.2	7											
Devin Berry	13	13	26	23	0	3	5	0.6	9											
David Tillman	7	10	17	16	0	1	6	0.2	4											
Cedric Turner	1	0	1	8	1	2	5	0.4	2											
Artavious McDyess	5	9	14	11	0	2	5	0.4	2											
Khalid Campbell	2	2	4	3	0	0	2	0.0	2											
Totals	126	236	362	258	5	125	207	0.6	83		0	0	0	0	0	0	0	0.0	0	
Opponent	140	286	426	187	-	152	191	0.8	102		0	0	0	0	-	0	0	0.0	0	

THE STAT CREW SYSTEM
Arkansas-Pine Bluff Team Game-by-Game (as of Dec 15, 2016)
All games

TEAM STATISTICS

Opponent	Date	Score		Total		3-Pointers		Free throws		Rebounds				pf	a	t/o	blk	stl	pts	avg
				fg-fga	pct	3fg-fga	pct	ft-fta	pct	off	def	tot	avg							
at UAB	11/11/16	66-86	L	22-62	.355	10-26	.385	12-17	.706	11	21	32	32.0	28	10	17	1	7	66	66.0
ECCLESIA COLLEGE	11/14/17	83-47	W	31-62	.500	7-26	.269	14-20	.700	13	33	46	39.0	20	22	17	6	12	83	74.5
at George Washington	11/17/16	41-61	L	16-60	.267	3-22	.136	6-11	.545	6	26	32	36.7	27	9	13	1	11	41	63.3
BLUE MOUNTAIN COLLE	11/21/16	74-77	Lot	23-56	.411	5-26	.192	23-34	.676	8	27	35	36.2	24	11	23	6	12	74	66.0
at Siena College	11/23/16	43-66	L	14-53	.264	3-15	.200	12-18	.667	15	13	28	34.6	22	6	18	1	10	43	61.4
at Hawai'i	11/27/16	44-64	L	16-39	.410	7-18	.389	5-17	.294	5	19	24	32.8	27	11	23	3	4	44	58.5
TENNESSEE-MARTIN	12/1/16	68-73	L	23-60	.383	12-28	.429	10-16	.625	20	17	37	33.4	24	15	18	2	7	68	59.9
at Central Michigan	12/3/16	59-82	L	23-61	.377	5-18	.278	8-15	.533	13	24	37	33.9	19	9	13	1	7	59	59.8
at Little Rock	12/8/16	52-67	L	20-45	.444	7-17	.412	5-9	.556	5	17	22	32.6	17	9	16	1	6	52	58.9
at Seattle University	12/12/16	58-63	L	21-60	.350	3-18	.167	13-16	.813	16	20	36	32.9	22	12	18	2	11	58	58.8
at Oklahoma State	12/14/16	66-102	L	22-51	.431	3-11	.273	19-28	.679	14	19	33	32.9	28	11	31	5	12	66	59.5
Arkansas-Pine Bluff		654		231-609	.379	65-225	.289	127-201	.632	126	236	362	32.9	258	125	207	29	99	654	59.5
Opponents		788		249-585	.426	67-255	.263	223-310	.719	140	286	426	38.7	187	152	191	37	89	788	71.6

Games played: 11
Points/game: 59.5
FG Pct: 37.9
3FG Pct: 28.9
FT Pct: 63.2

Rebounds/game: 32.9
Assists/game: 11.4
Turnovers/game: 18.8
Assist/turnover ratio: 0.6
Steals/game: 9.0
Blocks/game: 2.6

THE STAT CREW SYSTEM
Arkansas-Pine Bluff Opponent Game-by-Game (as of Dec 15, 2016)
All games

OPPONENT STATISTICS

Opponent	Date	Score		Total		3-Pointers		Free throws		Rebounds				pf	a	t/o	blk	stl	pts	avg
				fg-fga	pct	3fg-fga	pct	ft-fta	pct	off	def	tot	avg							
at UAB	11/11/16	66-86	L	25-53	.472	3-16	.188	33-43	.767	12	32	44	44.0	19	19	15	9	10	86	86.0
ECCLESIA COLLEGE	11/14/17	83-47	W	16-53	.302	7-28	.250	8-11	.727	4	22	26	35.0	19	9	23	2	12	47	66.5
at George Washington	11/17/16	41-61	L	16-45	.356	3-20	.150	26-41	.634	14	41	55	41.7	17	9	19	5	8	61	64.7
BLUE MOUNTAIN COLLE	11/21/16	74-77	Lot	25-71	.352	7-31	.226	20-27	.741	22	31	53	44.5	26	13	24	0	4	77	67.8
at Siena College	11/23/16	43-66	L	21-42	.500	0-9	.000	24-32	.750	13	27	40	43.6	12	10	20	3	6	66	67.4
at Hawai'i	11/27/16	44-64	L	22-49	.449	2-17	.118	18-27	.667	9	20	29	41.2	15	17	15	1	10	64	66.8
TENNESSEE-MARTIN	12/1/16	68-73	L	25-46	.543	8-21	.381	15-27	.556	11	21	32	39.9	15	18	15	3	10	73	67.7
at Central Michigan	12/3/16	59-82	L	25-59	.424	15-38	.395	17-22	.773	12	28	40	39.9	14	13	10	3	4	82	69.5
at Little Rock	12/8/16	52-67	L	25-55	.455	5-22	.227	12-15	.800	14	23	37	39.6	12	13	13	2	8	67	69.2
at Seattle University	12/12/16	58-63	L	20-50	.400	5-25	.200	18-25	.720	9	22	31	38.7	12	15	16	4	6	63	68.6
at Oklahoma State	12/14/16	66-102	L	29-62	.468	12-28	.429	32-40	.800	20	19	39	38.7	26	16	21	5	11	102	71.6
Opponents		788		249-585	.426	67-255	.263	223-310	.719	140	286	426	38.7	187	152	191	37	89	788	71.6
Arkansas-Pine Bluff		654		231-609	.379	65-225	.289	127-201	.632	126	236	362	32.9	258	125	207	29	99	654	59.5

Games played: 11
Points/game: 71.6
FG Pct: 42.6
3FG Pct: 26.3
FT Pct: 71.9

Rebounds/game: 38.7
Assists/game: 13.8
Turnovers/game: 17.4
Assist/turnover ratio: 0.8
Steals/game: 8.1
Blocks/game: 3.4

THE STAT CREW SYSTEM
Arkansas-Pine Bluff Team Game-by-Game Comparison (as of Dec 15, 2016)
All games

Opponent	1st	2nd	Score	Mar	Total FG	FG Pct	3-Pointers	3FG Pct	Free Throws	FT Pct	Rebounds	A
UAB	21/44	45/42	66-86	(20)	22-62/25-53	.355/.472	10-26/3-16	.385/.188	12-17/33-43	.706/.767	32/44 (12)	1
ECCLESIA COLLEGE	41/19	42/28	83-47	+36	31-62/16-53	.500/.302	7-26/7-28	.269/.250	14-20/8-11	.700/.727	46/26 +20	2
George Washington	18/30	23/31	41-61	(20)	16-60/16-45	.267/.356	3-22/3-20	.136/.150	6-11/26-41	.545/.634	32/55 (23)	
BLUE MOUNTAIN COLLEGE	22/17	28/33	74-77	(3)	23-56/25-71	.411/.352	5-26/7-31	.192/.226	23-34/20-27	.676/.741	35/53 (18)	1
Siena College	13/31	30/35	43-66	(23)	14-53/21-42	.264/.500	3-15/0-9	.200/.000	12-18/24-32	.667/.750	28/40 (12)	6
Hawai'i	22/29	22/35	44-64	(20)	16-39/22-49	.410/.449	7-18/2-17	.389/.118	5-17/18-27	.294/.667	24/29 (5)	1
TENNESSEE-MARTIN	38/37	30/36	68-73	(5)	23-60/25-46	.383/.543	12-28/8-21	.429/.381	10-16/15-27	.625/.556	37/32 +5	1
Central Michigan	39/39	20/43	59-82	(23)	23-61/25-59	.377/.424	5-18/15-38	.278/.395	8-15/17-22	.533/.773	37/40 (3)	9
Little Rock	26/24	26/43	52-67	(15)	20-45/25-55	.444/.455	7-17/5-22	.412/.227	5-9/12-15	.556/.800	22/37 (15)	9
Seattle University	26/30	32/33	58-63	(5)	21-60/20-50	.350/.400	3-18/5-25	.167/.200	13-16/18-25	.813/.720	36/31 +5	1
Oklahoma State	28/53	38/49	66-102	(36)	22-51/29-62	.431/.468	3-11/12-28	.273/.429	19-28/32-40	.679/.800	33/39 (6)	1

Note: Game totals are displayed in the format TEAM/OPPONENT for each category

THE STAT CREW SYSTEM
Arkansas-Pine Bluff Points-Rebounds-Assists (as of Dec 15, 2016)
All games

Opponent	Date	Score		01 JACKSON,CH	03 MCKINNEY,K	10 LYNCH,JAQU	12 CUNNINGHAM	13 TOLIVER,JO	14 WALLACE,MA	15 STEEN,TREN
at UAB	11/11/16	66-86	L	12-3-2	8-1-2	6-1-3	DNP	11-2-1	3-1-0	3-6-1
ECCLESIA COLLEGE	11/14/17	83-47	w	6-5-1	5-1-3	9-1-2	DNP	5-2-6	6-2-2	10-7-0
at George Washington	11/17/16	41-61	L	0-2-0	7-6-3	0-1-2	1-0-0	5-5-3	9-2-1	0-3-0
BLUE MOUNTAIN COLLEG	11/21/16	74-77	L	6-3-0	0-2-2	8-3-3	3-2-0	8-3-2	5-0-0	19-12-0
at Siena College	11/23/16	43-66	L	DNP	5-3-0	6-4-1	5-2-0	0-1-2	4-0-0	9-2-0
at Hawai'i	11/27/16	44-64	L	2-2-1	3-0-1	0-2-1	7-3-0	7-0-2	5-2-2	2-1-2
TENNESSEE-MARTIN	12/1/16	68-73	L	DNP	8-7-3	6-1-3	0-0-0	19-4-1	5-0-1	6-3-1
at Central Michigan	12/3/16	59-82	L	DNP	6-3-0	9-8-2	2-1-1	5-0-1	4-1-1	12-12-1
at Little Rock	12/8/16	52-67	L	5-2-1	6-2-1	17-5-2	2-1-0	3-0-2	5-0-2	5-2-1
at Seattle University	12/12/16	58-63	L	3-3-2	0-0-0	10-5-2	2-2-0	2-5-4	6-0-0	4-2-1
at Oklahoma State	12/14/16	66-102	L	1-1-1	0-4-0	12-2-1	3-1-1	2-5-3	1-0-0	5-1-0

Opponent	Date	Score		21 MCDYESS,AR	22 CAMPBELL,K	25 TURNER,CED	30 BAYLESS,DE	34 BERRY,DEVI	35 HARPER,TRA	44 ROBINSON,G
at UAB	11/11/16	66-86	L	0-2-1	DNP	DNP	DNP	6-7-0	4-2-0	13-2-0
ECCLESIA COLLEGE	11/14/17	83-47	w	2-3-1	2-2-0	2-0-1	DNP	2-2-0	11-6-3	19-6-3
at George Washington	11/17/16	41-61	L	2-1-0	DNP	DNP	DNP	4-1-0	4-4-0	9-2-0
BLUE MOUNTAIN COLLEG	11/21/16	74-77	L	1-0-0	0-1-0	2-0-0	DNP	DNP	6-0-0	16-5-4
at Siena College	11/23/16	43-66	L	0-2-0	0-0-0	0-0-0	DNP	DNP	6-6-1	8-3-2
at Hawai'i	11/27/16	44-64	L	0-2-0	0-0-0	DNP	DNP	0-2-0	6-3-0	12-2-2
TENNESSEE-MARTIN	12/1/16	68-73	L	0-1-0	0-0-0	0-1-1	DNP	2-0-1	8-8-2	14-6-2
at Central Michigan	12/3/16	59-82	L	0-1-0	DNP	DNP	DNP	2-2-0	8-4-1	11-2-2
at Little Rock	12/8/16	52-67	L	0-1-0	0-1-0	DNP	DNP	0-2-0	7-4-0	DNP
at Seattle University	12/12/16	58-63	L	DNP	0-0-0	DNP	8-2-1	0-5-1	8-5-1	12-3-0
at Oklahoma State	12/14/16	66-102	L	2-1-0	2-0-0	DNP	18-4-1	9-5-1	2-0-1	7-0-1

Opponent	Date	Score		52 TILLMAN,DA
at UAB	11/11/16	66-86	L	DNP
ECCLESIA COLLEGE	11/14/17	83-47	w	4-4-0
at George Washington	11/17/16	41-61	L	0-0-0
BLUE MOUNTAIN COLLEG	11/21/16	74-77	L	0-0-0
at Siena College	11/23/16	43-66	L	0-1-0
at Hawai'i	11/27/16	44-64	L	0-3-0
TENNESSEE-MARTIN	12/1/16	68-73	L	0-2-0
at Central Michigan	12/3/16	59-82	L	DNP
at Little Rock	12/8/16	52-67	L	2-2-0
at Seattle University	12/12/16	58-63	L	3-1-0
at Oklahoma State	12/14/16	66-102	L	2-4-1

THE STAT CREW SYSTEM
Arkansas-Pine Bluff Game-by-Game Highs (as of Dec 15, 2016)
All games

Opponent	Date	Score	Points	Rebounds	Assists	Steals	Blocked shots
at UAB	11/11/16	66-86	13-Ghiavonni Robinso	7-Devin Berry	3-Jaquan Lynch	2-Jaquan Lynch Kennedy McKinney	1-Devin Berry
ECCLESIA COLLEGE	11/14/17	83-47	19-Ghiavonni Robinso	7-Trent Steen	6-JoeRandle Toliver	3-Travon Harper	4-David Tillman
at George Washington	11/17/16	41-61	9-Ghiavonni Robinso Marcus Wallace	6-Kennedy McKinney	3-Kennedy McKinney JoeRandle Toliver	4-Charles Jackson	1-Travon Harper
BLUE MOUNTAIN COLLEG	11/21/16	74-77	19-Trent Steen	12-Trent Steen	4-Ghiavonni Robinso	4-Jaquan Lynch	5-Trent Steen
at Siena College	11/23/16	43-66	9-Trent Steen	6-Travon Harper	2-Ghiavonni Robinso JoeRandle Toliver	2-JoeRandle Toliver Trent Steen	1-Artavious McDyess
at Hawai'i	11/27/16	44-64	12-Ghiavonni Robinso	3-Marquis Cunningha David Tillman Travon Harper	2-Ghiavonni Robinso Marcus Wallace Trent Steen JoeRandle Toliver	2-David Tillman	1-David Tillman Ghiavonni Robinson Trent Steen
TENNESSEE-MARTIN	12/1/16	68-73	19-JoeRandle Toliver	8-Travon Harper	3-Kennedy McKinney Jaquan Lynch	3-Kennedy McKinney	1-Travon Harper Marquis Cunningha
at Central Michigan	12/3/16	59-82	12-Trent Steen	12-Trent Steen	2-Jaquan Lynch Ghiavonni Robinson	2-Ghiavonni Robinso Trent Steen	1-Devin Berry
at Little Rock	12/8/16	52-67	17-Jaquan Lynch	5-Jaquan Lynch	2-JoeRandle Toliver Marcus Wallace Jaquan Lynch	2-JoeRandle Toliver	1-Devin Berry
at Seattle University	12/12/16	58-63	12-Ghiavonni Robinso	5-Devin Berry Jaquan Lynch JoeRandle Toliver Travon Harper	4-JoeRandle Toliver	3-Ghiavonni Robinso	1-Trent Steen David Tillman
at Oklahoma State	12/14/16	66-102	18-Deshon Bayless	5-JoeRandle Toliver Devin Berry	3-JoeRandle Toliver	3-Trent Steen Deshon Bayless Jaquan Lynch	2-Artavious McDyess

THE STAT CREW SYSTEM
Arkansas-Pine Bluff Team High/Low Analysis (as of Dec 15, 2016)
All games

Arkansas-Pine Bluff - TEAM GAME HIGHS

POINTS	83	ECCLESIA COLLEGE (11/14/17)
	74	BLUE MOUNTAIN COLLEGE (11/21/16)
	68	TENNESSEE-MARTIN (12/1/16)
	66	at Oklahoma State (12/14/16)
	66	at UAB (11/11/16)
FIELD GOALS MADE	31	ECCLESIA COLLEGE (11/14/17)
	23	at Central Michigan (12/3/16)
	23	TENNESSEE-MARTIN (12/1/16)
	23	BLUE MOUNTAIN COLLEGE (11/21/16)
FIELD GOAL ATTEMPTS	62	ECCLESIA COLLEGE (11/14/17)
	62	at UAB (11/11/16)
FIELD GOAL PERCENTAGE	.500 (31-62)	ECCLESIA COLLEGE (11/14/17)
	.444 (20-45)	at Little Rock (12/8/16)
3 PT FIELD GOALS MADE	12	TENNESSEE-MARTIN (12/1/16)
	10	at UAB (11/11/16)
3 PT FG ATTEMPTS	28	TENNESSEE-MARTIN (12/1/16)
	26	BLUE MOUNTAIN COLLEGE (11/21/16)
	26	ECCLESIA COLLEGE (11/14/17)
	26	at UAB (11/11/16)
3 PT FG PERCENTAGE	.429 (12-28)	TENNESSEE-MARTIN (12/1/16)
	.412 (7-17)	at Little Rock (12/8/16)
FREE THROWS MADE	23	BLUE MOUNTAIN COLLEGE (11/21/16)
	19	at Oklahoma State (12/14/16)
FREE THROW ATTEMPTS	34	BLUE MOUNTAIN COLLEGE (11/21/16)
	28	at Oklahoma State (12/14/16)
FREE THROW PERCENTAGE	.813 (13-16)	at Seattle University (12/12/16)
	.706 (12-17)	at UAB (11/11/16)
REBOUNDS	46	ECCLESIA COLLEGE (11/14/17)
	37	at Central Michigan (12/3/16)
	37	TENNESSEE-MARTIN (12/1/16)
ASSISTS	22	ECCLESIA COLLEGE (11/14/17)
	15	TENNESSEE-MARTIN (12/1/16)
STEALS	12	at Oklahoma State (12/14/16)
	12	BLUE MOUNTAIN COLLEGE (11/21/16)
	12	ECCLESIA COLLEGE (11/14/17)
BLOCKED SHOTS	6	BLUE MOUNTAIN COLLEGE (11/21/16)
	6	ECCLESIA COLLEGE (11/14/17)
TURNOVERS	31	at Oklahoma State (12/14/16)
	23	at Hawai'i (11/27/16)
	23	BLUE MOUNTAIN COLLEGE (11/21/16)
FOULS	28	at Oklahoma State (12/14/16)
	28	at UAB (11/11/16)

THE STAT CREW SYSTEM
Arkansas-Pine Bluff High/Low Analysis (as of Dec 15, 2016)
All games

Opponent - GAME HIGHS

POINTS	102		at Oklahoma State (12/14/16)
	86		at UAB (11/11/16)
	82		at Central Michigan (12/3/16)
	77		BLUE MOUNTAIN COLLEGE (11/21/16)
	73		TENNESSEE-MARTIN (12/1/16)
FIELD GOALS MADE	29		at Oklahoma State (12/14/16)
	25		at Little Rock (12/8/16)
	25		at Central Michigan (12/3/16)
	25		TENNESSEE-MARTIN (12/1/16)
	25		BLUE MOUNTAIN COLLEGE (11/21/16)
	25		at UAB (11/11/16)
FIELD GOAL ATTEMPTS	71		BLUE MOUNTAIN COLLEGE (11/21/16)
	62		at Oklahoma State (12/14/16)
FIELD GOAL PERCENTAGE	.543	(25-46)	TENNESSEE-MARTIN (12/1/16)
	.500	(21-42)	at Siena College (11/23/16)
3 PT FIELD GOALS MADE	15		at Central Michigan (12/3/16)
	12		at Oklahoma State (12/14/16)
3 PT FG ATTEMPTS	38		at Central Michigan (12/3/16)
	31		BLUE MOUNTAIN COLLEGE (11/21/16)
3 PT FG PERCENTAGE	.429	(12-28)	at Oklahoma State (12/14/16)
	.395	(15-38)	at Central Michigan (12/3/16)
FREE THROWS MADE	33		at UAB (11/11/16)
	32		at Oklahoma State (12/14/16)
FREE THROW ATTEMPTS	43		at UAB (11/11/16)
	41		at George Washington (11/17/16)
FREE THROW PERCENTAGE	.800	(32-40)	at Oklahoma State (12/14/16)
	.800	(12-15)	at Little Rock (12/8/16)
REBOUNDS	55		at George Washington (11/17/16)
	53		BLUE MOUNTAIN COLLEGE (11/21/16)
ASSISTS	19		at UAB (11/11/16)
	18		TENNESSEE-MARTIN (12/1/16)
STEALS	12		ECCLESIA COLLEGE (11/14/17)
	11		at Oklahoma State (12/14/16)
BLOCKED SHOTS	9		at UAB (11/11/16)
	5		at Oklahoma State (12/14/16)
	5		at George Washington (11/17/16)
TURNOVERS	24		BLUE MOUNTAIN COLLEGE (11/21/16)
	23		ECCLESIA COLLEGE (11/14/17)
FOULS	26		at Oklahoma State (12/14/16)
	26		BLUE MOUNTAIN COLLEGE (11/21/16)

THE STAT CREW SYSTEM
Arkansas-Pine Bluff High/Low Analysis (as of Dec 15, 2016)
All games

Arkansas-Pine Bluff - GAME LOWS

POINTS	41		at George Washington (11/17/16)
	43		at Siena College (11/23/16)
	44		at Hawai'i (11/27/16)
	52		at Little Rock (12/8/16)
	58		at Seattle University (12/12/16)
FIELD GOALS MADE	14		at Siena College (11/23/16)
	16		at George Washington (11/17/16)
	16		at Hawai'i (11/27/16)
FIELD GOAL ATTEMPTS	39		at Hawai'i (11/27/16)
	45		at Little Rock (12/8/16)
FIELD GOAL PERCENTAGE	.264	(14-53)	at Siena College (11/23/16)
	.267	(16-60)	at George Washington (11/17/16)
3 PT FIELD GOALS MADE	3		at George Washington (11/17/16)
	3		at Siena College (11/23/16)
	3		at Seattle University (12/12/16)
	3		at Oklahoma State (12/14/16)
3 PT FG ATTEMPTS	11		at Oklahoma State (12/14/16)
	15		at Siena College (11/23/16)
3 PT FG PERCENTAGE	.136	(3-22)	at George Washington (11/17/16)
	.167	(3-18)	at Seattle University (12/12/16)
FREE THROWS MADE	5		at Hawai'i (11/27/16)
	5		at Little Rock (12/8/16)
FREE THROW ATTEMPTS	9		at Little Rock (12/8/16)
	11		at George Washington (11/17/16)
FREE THROW PERCENTAGE	.294	(5-17)	at Hawai'i (11/27/16)
	.533	(8-15)	at Central Michigan (12/3/16)
REBOUNDS	22		at Little Rock (12/8/16)
	24		at Hawai'i (11/27/16)
ASSISTS	6		at Siena College (11/23/16)
	9		at George Washington (11/17/16)
	9		at Central Michigan (12/3/16)
	9		at Little Rock (12/8/16)
STEALS	4		at Hawai'i (11/27/16)
	6		at Little Rock (12/8/16)
BLOCKED SHOTS	1		at UAB (11/11/16)
	1		at George Washington (11/17/16)
	1		at Siena College (11/23/16)
	1		at Central Michigan (12/3/16)
	1		at Little Rock (12/8/16)
TURNOVERS	13		at George Washington (11/17/16)
	13		at Central Michigan (12/3/16)
FOULS	17		at Little Rock (12/8/16)
	19		at Central Michigan (12/3/16)

THE STAT CREW SYSTEM
Arkansas-Pine Bluff High/Low Analysis (as of Dec 15, 2016)
All games

Opponent - GAME LOWS

POINTS	47		ECCLESIA COLLEGE (11/14/17)
	61		at George Washington (11/17/16)
	63		at Seattle University (12/12/16)
	64		at Hawai'i (11/27/16)
	66		at Siena College (11/23/16)
FIELD GOALS MADE	16		ECCLESIA COLLEGE (11/14/17)
	16		at George Washington (11/17/16)
FIELD GOAL ATTEMPTS	42		at Siena College (11/23/16)
	45		at George Washington (11/17/16)
FIELD GOAL PERCENTAGE	.302	(16-53)	ECCLESIA COLLEGE (11/14/17)
	.352	(25-71)	BLUE MOUNTAIN COLLEGE (11/21/16)
3 PT FIELD GOALS MADE	0		at Siena College (11/23/16)
	2		at Hawai'i (11/27/16)
3 PT FG ATTEMPTS	9		at Siena College (11/23/16)
	16		at UAB (11/11/16)
3 PT FG PERCENTAGE	.000	(0-9)	at Siena College (11/23/16)
	.118	(2-17)	at Hawai'i (11/27/16)
FREE THROWS MADE	8		ECCLESIA COLLEGE (11/14/17)
	12		at Little Rock (12/8/16)
FREE THROW ATTEMPTS	11		ECCLESIA COLLEGE (11/14/17)
	15		at Little Rock (12/8/16)
FREE THROW PERCENTAGE	.556	(15-27)	TENNESSEE-MARTIN (12/1/16)
	.634	(26-41)	at George Washington (11/17/16)
REBOUNDS	26		ECCLESIA COLLEGE (11/14/17)
	29		at Hawai'i (11/27/16)
ASSISTS	9		ECCLESIA COLLEGE (11/14/17)
	9		at George Washington (11/17/16)
STEALS	4		BLUE MOUNTAIN COLLEGE (11/21/16)
	4		at Central Michigan (12/3/16)
BLOCKED SHOTS	0		BLUE MOUNTAIN COLLEGE (11/21/16)
	1		at Hawai'i (11/27/16)
TURNOVERS	10		at Central Michigan (12/3/16)
	13		at Little Rock (12/8/16)
FOULS	12		at Siena College (11/23/16)
	12		at Little Rock (12/8/16)
	12		at Seattle University (12/12/16)

THE STAT CREW SYSTEM
Arkansas-Pine Bluff Player High/Low Analysis (as of Dec 15, 2016)
All games

Arkansas-Pine Bluff - INDIVIDUAL GAME HIGHS

Points	19		JoeRandle Toliver vs Tennessee-Martin (12/1/16)
	19		Trent Steen vs Blue Mountain College (11/21/16)
	19		Ghiavonni Robinson vs Ecclesia College (11/14/17)
	18		Deshon Bayless at Oklahoma State (12/14/16)
	17		Jaquan Lynch at Little Rock (12/8/16)
Field Goals Made	8		Trent Steen vs Blue Mountain College (11/21/16)
	7		Deshon Bayless at Oklahoma State (12/14/16)
	7		JoeRandle Toliver vs Tennessee-Martin (12/1/16)
	7		Ghiavonni Robinson vs Ecclesia College (11/14/17)
Field Goal Att.	15		Ghiavonni Robinson vs Ecclesia College (11/14/17)
	14		Travon Harper at Siena College (11/23/16)
FG Pct (min 5 made)	.714	(5-7)	Trent Steen vs Ecclesia College (11/14/17)
	.700	(7-10)	JoeRandle Toliver vs Tennessee-Martin (12/1/16)
3-Point FG Made	5		JoeRandle Toliver vs Tennessee-Martin (12/1/16)
	4		Charles Jackson at UAB (11/11/16)
3-Point FG Att.	9		Ghiavonni Robinson vs Tennessee-Martin (12/1/16)
	9		JoeRandle Toliver at George Washington (11/17/16)
	9		Ghiavonni Robinson vs Ecclesia College (11/14/17)
3-Pt FG Pct (min 2 made)	1.000	(4-4)	Charles Jackson at UAB (11/11/16)
	.667	(2-3)	JoeRandle Toliver vs Blue Mountain College (11/21/16)
	.667	(2-3)	Jaquan Lynch vs Ecclesia College (11/14/17)
Free Throws Made	9		Ghiavonni Robinson vs Blue Mountain College (11/21/16)
	8		Jaquan Lynch at Seattle University (12/12/16)
Free Throw Att.	10		Trent Steen vs Blue Mountain College (11/21/16)
	9		Ghiavonni Robinson vs Blue Mountain College (11/21/16)
FT Pct (min 3 made)	1.000	(9-9)	Ghiavonni Robinson vs Blue Mountain College (11/21/16)
	1.000	(8-8)	Jaquan Lynch at Seattle University (12/12/16)
	1.000	(7-7)	Devin Berry at Oklahoma State (12/14/16)
	1.000	(5-5)	Trent Steen at Siena College (11/23/16)
	1.000	(4-4)	Devin Berry at UAB (11/11/16)
	1.000	(3-3)	Deshon Bayless at Oklahoma State (12/14/16)
	1.000	(3-3)	Kennedy McKinney at Siena College (11/23/16)
	1.000	(3-3)	Marcus Wallace at George Washington (11/17/16)
	1.000	(3-3)	Ghiavonni Robinson vs Ecclesia College (11/14/17)
Rebounds	12		Trent Steen at Central Michigan (12/3/16)
	12		Trent Steen vs Blue Mountain College (11/21/16)
Assists	6		JoeRandle Toliver vs Ecclesia College (11/14/17)
	4		JoeRandle Toliver at Seattle University (12/12/16)
	4		Ghiavonni Robinson vs Blue Mountain College (11/21/16)
Steals	4		Jaquan Lynch vs Blue Mountain College (11/21/16)
	4		Charles Jackson at George Washington (11/17/16)
Blocked Shots	5		Trent Steen vs Blue Mountain College (11/21/16)
	4		David Tillman vs Ecclesia College (11/14/17)
Turnovers	5		Kennedy McKinney at Oklahoma State (12/14/16)
	4		JoeRandle Toliver at Oklahoma State (12/14/16)
	4		Deshon Bayless at Seattle University (12/12/16)
	4		JoeRandle Toliver at Seattle University (12/12/16)
	4		JoeRandle Toliver at Little Rock (12/8/16)
	4		Travon Harper at Central Michigan (12/3/16)
	4		Ghiavonni Robinson vs Tennessee-Martin (12/1/16)
	4		Trent Steen at Hawai'i (11/27/16)
	4		Marquis Cunningham at Hawai'i (11/27/16)
	4		Ghiavonni Robinson vs Blue Mountain College (11/21/16)

	4	Travon Harper vs Blue Mountain College (11/21/16)
Fouls	5	Trent Steen at Hawai'i (11/27/16)
	5	Marquis Cunningham at Siena College (11/23/16)
	5	Cedric Turner vs Ecclesia College (11/14/17)
	5	Trent Steen at UAB (11/11/16)
Minutes	46	Ghiavonni Robinson vs Blue Mountain College (11/21/16)
	45	Trent Steen vs Blue Mountain College (11/21/16)
	37	Ghiavonni Robinson at Hawai'i (11/27/16)
	37	JoeRandle Toliver vs Blue Mountain College (11/21/16)
	35	Trent Steen at Central Michigan (12/3/16)

THE STAT CREW SYSTEM
Arkansas-Pine Bluff Opponent High/Low Analysis (as of Dec 15, 2016)
All games

OPPONENT INDIVIDUAL GAME HIGHS

Points	31		KEENE, Marcus at Central Michigan (12/3/16)
	25		EDWARDS, Kedar vs Tennessee-Martin (12/1/16)
	21		Hill, Maurius at Little Rock (12/8/16)
	19		Long, Lavon at Siena College (11/23/16)
	19		Chris English vs Blue Mountain College (11/21/16)
	19		Anfernee Floyd vs Blue Mountain College (11/21/16)
Field Goals Made	9		KEENE, Marcus at Central Michigan (12/3/16)
	9		EDWARDS, Kedar vs Tennessee-Martin (12/1/16)
Field Goal Att.	17		Chris English vs Blue Mountain College (11/21/16)
	16		KEENE, Marcus at Central Michigan (12/3/16)
FG Pct (min 5 made)	.875	(7-8)	Jackson, Jalen at Little Rock (12/8/16)
	.833	(5-6)	MADISON, Tyler at UAB (11/11/16)
3-Point FG Made	8		KEENE, Marcus at Central Michigan (12/3/16)
	4		Dziagwa, Thomas at Oklahoma State (12/14/16)
	4		BUTLER, Matthew vs Tennessee-Martin (12/1/16)
3-Point FG Att.	14		KEENE, Marcus at Central Michigan (12/3/16)
	13		Chris English vs Blue Mountain College (11/21/16)
3-Pt FG Pct (min 2 made)	.667	(4-6)	Dziagwa, Thomas at Oklahoma State (12/14/16)
	.571	(8-14)	KEENE, Marcus at Central Michigan (12/3/16)
Free Throws Made	9		Hammonds, Leyton at Oklahoma State (12/14/16)
	9		BAXTER, Hakeem at UAB (11/11/16)
Free Throw Att.	12		BAXTER, Hakeem at UAB (11/11/16)
	11		Hammonds, Leyton at Oklahoma State (12/14/16)
	11		CAVANAUGH, Tyler at George Washington (11/17/16)
FT Pct (min 3 made)	1.000	(7-7)	Long, Lavon at Siena College (11/23/16)
	1.000	(7-7)	WILLIAMS, Dirk at UAB (11/11/16)
	1.000	(6-6)	Denio Chirindza vs Blue Mountain College (11/21/16)
	1.000	(4-4)	Westendorf, Brendan at Seattle University (12/12/16)
	1.000	(4-4)	COKLEY, Chris at UAB (11/11/16)
	1.000	(3-3)	Smithen, Kadeem at Siena College (11/23/16)
Rebounds	15		Anfernee Floyd vs Blue Mountain College (11/21/16)
	12		Chris English vs Blue Mountain College (11/21/16)
Assists	6		PUGH, Malik vs Tennessee-Martin (12/1/16)
	5		Drammeh, Sheriff at Hawai'i (11/27/16)
	5		NORTON, Nick at UAB (11/11/16)
Steals	7		EDWARDS, Kedar vs Tennessee-Martin (12/1/16)
	4		Austin Burroughs vs Ecclesia College (11/14/17)
Blocked Shots	6		LEE, William at UAB (11/11/16)
	3		Menzies, Aaron at Seattle University (12/12/16)
	3		MEYER, Luke at Central Michigan (12/3/16)
Turnovers	7		Wright, Marquis at Siena College (11/23/16)
	7		Conner Helvig vs Blue Mountain College (11/21/16)
	7		MARFO, Kevin at George Washington (11/17/16)
Fouls	5		Conner Helvig vs Blue Mountain College (11/21/16)
	5		Chase Brittingham vs Blue Mountain College (11/21/16)