



#4 New Mexico vs. #5 Nevada - Thursday, March 10, 2016 - 2:30 p.m. (PST) - Las Vegas, Nevada

2015-16 SCHEDULE

Date	Opponent	TV	Time/Score
11-3	CSU-Pueblo (Ex.)		W, 96-84
11-6	Rogers State (Ex.)		W, 80-69

11-13	Texas Southern	ROOT	W, 86-57
11-15	at New Mexico State	Fox Sports SW	W, 83-74

Mountain West-Missouri Valley Challenge

11-18	Loyola-Chicago	ROOT	W, 75-51
-------	----------------	------	----------

11-21	at USC	PAC12N	L, 90-82
11-25	Nicholls State	ROOT	W, 75-63
12-1	Oral Roberts	ROOT	W, 91-75
12-5	at Purdue	BTN	L, 70-58
12-12	Northern Iowa	ESPN3	W, 76-57
12-16	New Mexico State	ESPN3	W, 79-61
12-19	Rice	ROOT	L, 90-89

Hawaiian Airlines Diamond Head Classic

12-22	vs. Auburn	ESPNU	L, 83-78
12-23	vs. BYU	ESPNU	L, 96-66
12-25	vs. Washington State	ESPN3	L, 82-59

12-30	Nevada*	ROOT	W, 88-76
1-2	at Fresno State*	CBSSN	W, 77-62
1-9	Utah State*	ESPN3	W, 77-59
1-12	at UNLV*	CBSSN	L, 86-74
1-16	Wyoming*	CBSSN	L, 70-68
1-23	at San Jose State*	CI	W, 83-64
1-27	Air Force*	ROOT	W, 84-55
1-30	at Boise State*	ESPN3	W, 88-83
2-2	UNLV*	CBSSN	W, 87-83
2-6	at San Diego State*	CBSSN	L, 78-71 (OT)
2-9	at Utah State*	CBSSN	L, 80-72
2-13	San Jose State*	ROOT	W, 74-58
2-17	Boise State*	CBSSN	W, 80-78
2-20	at Air Force*	ROOT	L, 76-72
2-23	at Colorado State*	CBSSN	L, 86-69
2-27	Fresno State*	ESPN2	L, 92-82
3-1	San Diego State*	CBSSN	L, 83-56
3-5	at Nevada*	ROOT	W, 71-66

Mountain West Tournament

(Thomas & Mack Center - Las Vegas, Nev.)

3-9	Opening Round	MWN	TBA
3-10	Quarterfinals	CBSSN	TBA
3-11	Semifinals	CBSSN	TBA
3-12	Championship	CBS	TBA

BOLD Denotes Home Games

*Denotes Mountain West Game

All times are set to local tipoff

Game times are subject to change



NEW MEXICO

LOBOS

Record: 17-14 (10-8 MW)
Conference: Mountain West
Head Coach: Craig Neal (3rd Season)
Record at UNM: 59-37
Career Record: 59-37

NEVADA



WOLF PACK

Record: 18-12 (10-8 MW)
Conference: Mountain West
Head Coach: Eric Musselman (1st Season)
Record at UNM: 18-12
Career Record (College): 18-12

Media Information

Tip-Off: 2:35 p.m. (PST)

TV: CBS Sports Network
Rich Waltz (Play-By-Play)
Alaa Abdelnaby (Analyst)
Evan Washburn (Sideline)

Comcast: 274/838 (HD)

DISH: 158

DirecTV: 221

Radio: 770 AM KKO
Robert Portnoy (Play-By-Play)
Hunter Greene (Analyst)

Available on Tune-In Radio app

Stats: LoboStats.com

ABOUT THE MATCH-UP

- The University of New Mexico Lobos will enter the 2016 MW Championships looking to win for the fourth time in five years. Prior to last season, New Mexico became the first program in Mountain West history to win back-to-back-to-back conference tournaments from 2012-2014. UNM and San Diego State are tied for the most MW tournament championships with four among all league members past and present.
- The Lobos and Wolf Pack will face off for the eighth time in program history Thursday but for the first time in the postseason or at a neutral location.
- The Lobos are 6-1 all-time against Nevada, with the all-time series starting in 2013.
- Earlier this season, the Lobos began Mountain West Conference play with a win over Nevada, 88-76. Elijah Brown and Tim Williams combined for 44 points. In the Lobos' regular season finale, New Mexico earned the tiebreaker over Nevada with a 71-66 win.
- Both victories snapped a four game losing streak. The first win sparked a run of three straight victories and seven wins in nine games.
- Nevada head coach Eric Musselman is in his first year as a collegiate head coach. He has served numerous stints as a professional coach, including coaching Craig Neal on the CBA's Rapid Thrillers from 1989-90.


NEW MEXICO PROBABLE STARTERS

Pos.	No.	Name	PPG	RPG	APG	SPEC.
G	1	Cullen Neal (R-So., 6-5, Albuquerque, N.M.)	12.6	2.8	3.8	4th in MW in Assists
G	4	Elijah Brown (R-So., 6-4, Orange County, Calif.)	21.5	5.5	3.2	22.9 ppg vs. MW
C	11	Obij Aget (Jr., 7-1, Juba, South Sudan)	6.8	5.8	0.4	64% Shooter
G/F	20	Sam Logwood (So., 6-7, Indianapolis, Ind.)	6.0	4.0	1.8	50% True Shooting%
F	32	Tim Williams (R-Jr., 6-8, Flossmoor, Ill.)	17.0	7.4	1.0	MW Leader in FG%

NEW MEXICO PROBABLE RESERVES

Pos.	No.	Name	PPG	RPG	APG	PREV.
G	3	Jordan Hunter (Fr., 5-11, Beaumont, Texas)	2.3	0.9	1.1	Ozen HS
G/F	14	Dane Kuiper (Fr., 6-7, Wasilla, Alaska)	1.5	1.1	0.8	Corona del Sol HS
G	21	Xavier Adams (So., 6-4, Flower Mound, Texas)	4.6	2.5	1.0	Edward S. Marcus HS
G	22	Connor Joy (Sr., 6-4, Rehoboth, N.M.)	1.0	0.0	0.0	Rehoboth Christian
F	23	Joe Furstinger (So., 6-9, Rancho Santa Margarita, Calif.)	1.6	1.9	0.5	Santa Margarita Catholic HS
G	25	Tim Jacobs (Sr., 6-0, Las Cruces, New Mexico)	1.0	1.4	1.4	Cochise College
G	30	Adam Cumber (R-Fr., 6-2, Albuquerque, N.M.)	0.0	0.0	0.0	Sandia HS
G	31	Anthony Mathis (Fr., 6-3, West Linn, Ore.)	2.3	0.5	0.4	West Linn HS
F	34	Michael Nesbitt (Sr., 6-7, Evansville, Ind.)	0.8	0.6	0.0	Missouri S&T

2016 MW TOURNAMENT



MW TOURNAMENT HISTORY

2014 MW TOURNAMENT CHAMPIONS • 2013 MW TOURNAMENT CHAMPIONS • 2012 MW TOURNAMENT CHAMPIONS
2005 MW TOURNAMENT CHAMPIONS

THE FIRST PROGRAM IN MW HISTORY TO WIN THREE-STRAIGHT CONFERENCE TOURNAMENTS




Danny Granger
2005 MW Tournament MVP



Drew Gordon
2012 MW Tournament MVP



Tony Snell
2013 MW Tournament MVP



Cameron Bairstow
2014 MW Tournament MVP

NEW MEXICO BASKETBALL
WWW.GOLOBOS.COM

CONFERENCE TOURNAMENT HISTORY

Western Athletic Conference

1984 (No. 3 seed)

Site: Albuquerque

New Mexico 56, Utah 45

Site: El Paso

New Mexico 64, BYU 55

UTEP 44, New Mexico 38 (championship)

1985 (No. 3 seed)

Site: Albuquerque

New Mexico 62, Colorado State 56

Site: El Paso

San Diego State 98, New Mexico 84

1986 (No. 5 seed at Laramie, Wyo.)

New Mexico 79, BYU 68

Wyoming 56, New Mexico 54

1987 (No. 3 seed at Albuquerque)

New Mexico 92, Colorado State 77

New Mexico 93, BYU 86

Wyoming 64, New Mexico 62 (championship)

1988 (No. 5 seed at Provo, Utah)

UTEP 74, New Mexico 61

1989 (No. 3 seed at Salt Lake City)

New Mexico 74, Air Force 60

UTEP 89, New Mexico 57

1990 (No. 5 seed at El Paso)

UTEP 78, New Mexico 61

1991 (No. 3 seed at Laramie, Wyo.)

Hawai'i 68, New Mexico 67

1992 (No. 3 seed at Fort Collins, Colo.)

New Mexico 89, Wyoming 83

UTEP 83, New Mexico 72

1993 (No. 3 seed at Delta Center / Salt Lake City)

New Mexico 72, Fresno State 48

New Mexico 68, BYU 59

New Mexico 76, UTEP 65 (championship)

1994 (No. 1 seed at Delta Center / Salt Lake City)

New Mexico 61, San Diego State 46

Hawai'i 61, New Mexico 58

1995 (No. 5 seed at Albuquerque)

New Mexico 63, Wyoming 56

Utah 86, New Mexico 50

1996 (No. 2 seed at Albuquerque)

New Mexico 94, San Diego State 75

New Mexico 104, Fresno State 99 (3OT)

New Mexico 64, Utah 60 (championship)

1997 (No. 3 seed - Mountain Division - Las Vegas)

New Mexico 103, San Jose State 70

New Mexico 65, Hawai'i 57

Utah 72, New Mexico 70

1998 (No. 2 seed - Mountain Division - Las Vegas)

New Mexico 60, Tulsa 59

New Mexico 80, TCU 73

UNLV 56, New Mexico 51 (championship)

1999 (No. 2 seed - Pacific Division - Las Vegas)

New Mexico 51, Rice 49

New Mexico 57, SMU 56

Utah 60, New Mexico 45 (championship)

Mountain West Conference

2000 (No. 3 seed at Las Vegas)

BYU 55, New Mexico 43

2001 (No. 4 seed at Las Vegas)

New Mexico 76, Colorado State 65

New Mexico 56, Utah 53

BYU 69, New Mexico 65 (championship)

2002 (No. 6 seed at Las Vegas)

UNLV 120, New Mexico 117 (2OT)

2003 (No. 7 seed at Las Vegas)

BYU 71, New Mexico 56

2004 (No. 5 seed at Denver)

UNLV 55, New Mexico 53

2005 (No. 2 seed at Denver)

New Mexico 85, BYU 71

New Mexico 77, San Diego State 67

New Mexico 60, Utah 56 (championship)

2006 (No. 5 seed at Denver)

UNLV 65, New Mexico 64

2007 (No. 9 seed at Las Vegas)

TCU 62, New Mexico 54

2008 (No. 3 seed at Las Vegas)

Utah 82, New Mexico 80 (OT)

2009 (No. 3 seed at Las Vegas)

Wyoming 75, New Mexico 67

2010 (No. 1 seed at Las Vegas)

New Mexico 75, Air Force 69

San Diego State 72, New Mexico 69

2011 (No. 5 seed at Las Vegas)

New Mexico 67, Colorado State 61

BYU 87, New Mexico 76

2012 (No. 2 seed at Las Vegas)

New Mexico 79, Air Force 64

New Mexico 72, UNLV 67

New Mexico 68, San Diego State 59 (championship)

2013 (No. 1 seed at Las Vegas)

New Mexico 59, Wyoming 46

New Mexico 60, San Diego State 50

New Mexico 63, UNLV 56 (championship)

2014 (No. 2 seed at Las Vegas)

New Mexico 93, Fresno State 77

New Mexico 70, Boise State 67

New Mexico 64, San Diego State 58 (championship)

2015 (No. 8 seed at Las Vegas)

Air Force 68, New Mexico 61

CONFERENCE TOURNAMENT

RECORD BREAKDOWN

Overall: 38-25 / 16-11 MW

First Round: 1-2 / 0-2 MW

Quarterfinals: 20-10 / 7-7 MW

Semifinals: 11-9 / 5-2 MW

Championship: 6-5 / 4-1 MW

vs. Air Force 3-1 / 2-1 MW

vs. Boise State 1-0 / 1-0 MW

vs. BYU 5-4 / 1-4 MW

vs. Colorado State 4-0 / 2-0 MW

vs. Fresno State 3-0 / 1-0 MW

vs. UNLV 2-4 / 2-3 MW

vs. San Diego State 6-2 / 4-1 MW

vs. TCU 1-1 / 0-1 MW

vs. Utah 4-4 / 2-1 MW

vs. Wyoming 3-3 / 1-1 MW

vs. Hawai'i 1-2

vs. Rice 1-0

vs. San Jose State 1-0

vs. SMU 1-0

vs. UTEP 1-5

vs. Tulsa 1-0

at Albuquerque 8-2

at Denver 3-2 / 3-2 MW

at El Paso 1-3

at Fort Collins 1-1

at Laramie 1-2

at Las Vegas 19-13 / 13-10 MW

at Provo 0-1

at Salt Lake City 5-2



LOBO RECORDS IN CONFERENCE TOURNAMENTS

INDIVIDUAL

Points	33, Clayton Shields vs. San Diego State, March 7, 1996
FGM	12, Tim Garrett vs. Brigham Young, March 9, 1984
	12, Ike Williams vs. Brigham Young, March 12, 1993
	12, Ruben Douglas vs. UNLV, March 7, 2002
FGA	26, Hunter Greene vs. San Diego State, March 8, 1985
FG% (5 made)	85.7 (6-7), Will Scott vs. Texas-El Paso, March 13, 1992
	85.7 (12-14), Ike Williams vs. Brigham Young, March 12, 1993
	85.7 (6-7), Royce Olney vs. Fresno State, March 8, 1996
3-Pt. FGM	5, Rob Robbins vs. Air Force, March 9, 1989
	5, Rob Robbins vs. Texas-El Paso, March 8, 1990
	5, Clayton Shields vs. San Diego State, March 7, 1996
	5, Royce Olney vs. San Jose State, March 4, 1997
	5, Tony Snell vs. San Diego State, March 15, 2013
	5, Tony Snell at UNLV, March 16, 2013
3-Pt. FGA	12, Marlow White vs. Utah, March 10, 1995
3-Pt. FG %	71.4 (5-7), Royce Olney vs. San Jose State, March 4, 1997
	71.4 (5-7), Tony Snell at UNLV, March 16, 2013
FTM	15, Cameron Bairstow vs. Boise State, March 14, 2014
FTA	18, Cameron Bairstow vs. Boise State, March 14, 2014
FT% (8 made)	100.0 (10-10), Steve Logan vs. Texas-El Paso, March 13, 1993
	100.0 (8-8), Charles Smith vs. Fresno State, March 8, 1996
	100.0 (8-8), Ruben Douglas vs. Colorado State, March 8, 2001
Rebounds	18, Lewis LaMar vs. San Diego State, March 10, 1994
Assists	12, Mark Walters vs. Brigham Young, March 10, 2005
Blocks	5, Danny Granger vs. San Diego State, March 11, 2005
Steals	6, Charles Smith vs. Fresno State, March 8, 1996
	6, David Gibson vs. TCU, March 6, 1998

TEAM

Points	117 vs. UNLV, March 7, 2002
FGM	46 vs. UNLV, March 7, 2002
FGA	87 vs. UNLV, March 7, 2002
FG%	65.6 (42-64) vs. San Jose State, March 4, 1997
3-Pt. FGM	12 vs. San Diego State, March 7, 1996
	12 vs. Fresno State, March 8, 1996
3-Pt. FGA	31 vs. Hawai'i, March 11, 1994
3-Pt. FG%	55.6 (10-18) vs. BYU, March 10, 2005
FTM	31 vs. Fresno State, March 13, 2014
	31 vs. Air Force, March 8, 2012
FTA	38 vs. Fresno State, March 13, 2014
	38 vs. Utah, March 13, 2008
FT% (10 made)	92.9 (13-14) vs. UNLV, March 11, 2004
Rebounds	60 vs. UNLV, March 7, 2002
Assists	26 vs. BYU, March 10, 2005
Blocks	6 vs. Fresno State, March 13, 2013
	6 vs. Texas-El Paso, March 13, 1992
	6 vs. Fresno State, March 8, 1996
Steals	15 vs. Fresno State, March 8, 1996
	15 vs. TCU, March 6, 1998
Largest Winning Margin	33 (103-70) vs. San Jose State, March 4, 1997
Largest Losing Margin	36 (86-50) vs. Utah, March 10, 1995

2015-16 STATS AGAINST NEVADA

RECORD:	OVERALL	HOME	AWAY	NEUTRAL
ALL GAMES	2-0	1-0	1-0	0-0
CONFERENCE	2-0	1-0	1-0	0-0
NON-CONFERENCE	0-0	0-0	0-0	0-0

##	Player	gp-gs	min	avg	Total		3-Point		F-Throw		Rebounds				pf	dq	a	to	blk	stl	pts	avg
					fg-fga	fg%	3fg-fga	3fg%	ft-fga	ft%	off	def	tot	avg								
04	BROWN, Elijah	2-2	71	35.5	9-27	.333	2-11	.182	21-23	.913	2	11	13	6.5	5	0	7	11	0	5	41	20.5
32	WILLIAMS, Tim	2-2	60	30.0	14-23	.609	0-0	.000	3-3	1.000	3	3	6	3.0	4	0	3	4	1	2	31	15.5
01	NEAL, Cullen	2-2	68	34.0	8-24	.333	4-9	.444	7-10	.700	0	3	3	1.5	7	0	12	8	0	2	27	13.5
11	AGET, Obij	2-2	66	33.0	12-19	.632	0-0	.000	2-4	.500	11	14	25	12.5	2	0	0	3	5	3	26	13.0
21	ADAMS, Xavier	2-0	32	16.0	7-9	.778	0-0	.000	6-8	.750	4	8	12	6.0	5	0	2	3	0	0	20	10.0
20	LOGWOOD, Sam	2-2	57	28.5	3-10	.300	1-2	.500	4-7	.571	3	9	12	6.0	5	0	3	3	2	2	11	5.5
14	KUIPER, Dane	1-0	11	11.0	1-3	.333	1-3	.333	0-0	.000	0	0	0	0.0	1	0	2	0	0	1	3	3.0
25	JACOBS, Tim	1-0	18	18.0	0-0	.000	0-0	.000	0-0	.000	0	2	2	2.0	3	0	2	1	0	0	0	0.0
31	MATHIS, Anthony	1-0	3	3.0	0-0	.000	0-0	.000	0-0	.000	0	0	0	0.0	2	0	1	0	0	0	0	0.0
03	HUNTER, Jordan	1-0	9	9.0	0-1	.000	0-0	.000	0-0	.000	0	0	0	0.0	2	0	2	1	0	0	0	0.0
23	FURSTINGER, Joe	1-0	5	5.0	0-1	.000	0-0	.000	0-0	.000	0	2	2	2.0	1	0	0	0	0	0	0	0.0
Team											2	4	6					1				
Total.....		2	400		54-117	.462	8-25	.320	43-55	.782	25	56	81	40.5	37	0	34	35	8	15	159	79.5
Opponents.....		2	400		50-125	.400	9-38	.237	33-46	.717	21	39	60	30.0	45	-	27	27	10	20	142	71.0

TEAM STATISTICS	NM	OPP	Date	Opponent	Score	Att.
SCORING	159	142	* 12/30/15	NEVADA	w 88-76	13247
Points per game	79.5	71.0	* 03/05/16	at Nevada	w 71-66	7191
Scoring margin	+8.5	-	* = Conference game			
FIELD GOALS-ATT	54-117	50-125				
Field goal pct	.462	.400				
3 POINT FG-ATT	8-25	9-38				
3-point FG pct	.320	.237				
3-pt FG made per game	4.0	4.5				
FREE THROWS-ATT	43-55	33-46				
Free throw pct	.782	.717				
F-Throws made per game	21.5	16.5				
REBOUNDS	81	60				
Rebounds per game	40.5	30.0				
Rebounding margin	+10.5	-				
ASSISTS	34	27				
Assists per game	17.0	13.5				
TURNOVERS	35	27				
Turnovers per game	17.5	13.5				
Turnover margin	-4.0	-				
Assist/turnover ratio	1.0	1.0				
STEALS	15	20				
Steals per game	7.5	10.0				
BLOCKS	8	10				
Blocks per game	4.0	5.0				
ATTENDANCE	13247	7191				
Home games-Avg/Game	1-13247	1-7191				
Neutral site-Avg/Game	-	0-0				

Score by Periods	1st	2nd	Totals
New Mexico	83	76	159
Opponents	61	81	142

MW STANDINGS

Place	School	MW	Overall
1st	San Diego State	16-2	23-8
2nd	Fresno State	13-5	22-9
3rd	Boise State	11-7	20-11
4th	New Mexico	10-8	17-14
4th	Nevada	10-8	18-12
6th	UNLV	8-10	17-14
6th	Colorado State	8-10	16-15
8th	Utah State	7-11	15-14
8th	Wyoming	7-11	14-17
10th	Air Force	5-13	14-17
11th	San Jose State	4-14	9-21

MW PRESEASON POLL

Place	School (1st Place Votes)	Points
1	San Diego State (22)	272
2	Boise State (2)	234
3	Utah State	190
4	UNLV	185
5	Fresno State (1)	182
6	New Mexico	164
7	Colorado State	144
8	Wyoming	101
9	Nevada	97
10	Air Force	51
11	San José State	30

BY THE NUMBERS

Statistic	All Games	MW Games
Scoring:	76.5	76.3
Scoring Defense:	73.7	74.2
Scoring Margin:	2.8	2.1
Field Goal %:	46.8%	46.8%
Def. Field Goal %:	42.1%	41.7%
3-Point FG %:	36.2%	36.6%
Def. 3-Point FG %:	32.5%	31.8%
Free Throw %:	73.7%	74.4%
Rebounding:	36.6	37.1
Reb. Margin:	4.0	4.4
Assists:	14.5	14.1
Turnover Margin:	-3.0	-4.2
Asst/TO Ratio:	0.9	0.9
Steals:	5.6	5.6
Blocks:	4.1	4.1

NEW MEXICO GAME NOTES

LAST TIME OUT

The University of New Mexico men's basketball team (17-14, 10-8 MW) sealed the fourth seed in the Mountain West Conference Tournament Saturday with a 71-66 victory on the road against the Nevada Wolf Pack (18-12, 10-8 MW). With the win, the Lobos earned the tiebreaker over the Wolf Pack with two regular season victories. Obij Aget earned a double-double with 12 points and a career-high 14 rebounds. He shot 5-for-10 and had two blocks. Elijah Brown was the team's leading scorer at 17 points, while also tallying eight rebounds, three assists and two steals. Cullen Neal had a game-high six assists to pair with 16 points on 5-for-11 shooting. He was 3-for-5 from 3-point range. Overall, the Lobos shot 45.6 percent (26-for-57) from the floor and 35.7 percent (5-for-14) from deep. They were 14-for-19 from the free throw line. The Lobos held the Wolf Pack to 36.8 percent (25-for-68) shooting, 21.7 percent (5-for-23) from long range. The Lobos outrebounded the home team, 44-30, with 11 offensive boards.

DEC. 30 AGAINST NEVADA

The University of New Mexico men's basketball team kicked off Mountain West Conference play with a victory, defeating the Nevada Wolf Pack, 88-76, on Dec. 30. Elijah Brown scored a team-best 24 points, 15 of which came at the foul line. Brown also had five rebounds, four assists and three steals, a new career-high. Obij Aget earned a double-double with 14 points, 11 rebounds, three blocks and three steals. His point total ties a career high. Cullen Neal was the team leader in assists with six. He also finished with 11 points and two rebounds. The Lobos finished the game shooting 46.7 percent (28-for-60) from the floor and 80.6 percent (29-for-36) from the foul line. New Mexico's strong 3-point defense returned and held Nevada to 26.7 percent (4-for-15) shooting from outside. The Wolf Pack shot 43.9 percent (25-for-57) for the game. The Lobos won the rebounding battle, 37-30, with 14 offensive rebounds, the most since bringing down 23 against USC.

BACK TO BACK

The Lobos' postseason game against Nevada marks the first time since 2010-11 in which the Lobos played the same opponent in back-to-back games. That season, the Lobos ended the regular season at home against Air Force with a 66-61 win. In their first postseason game, they defeated Air Force, 67-61. It also happened in 2008-09, in which the Lobos defeated Wyoming, 74-73, to finish the regular season but got clipped in the tournament, 75-67. The Lobos have not lost back-to-back games against the same opponent since falling to UNLV consecutively in 2001-02, 91-82 and 120-117 (2OT). This is also the third game against Nevada this season. Since the beginning of the Neal/Alford era, the Lobos are 11-4 when playing a team for the third time in a season.

BIG O AGAINST NEVADA

The Lobos have received a major contribution from center Obij Aget in the two games against Nevada this season. He is averaging a double-double of 13 points and 12.5 rebounds per game, both more than double his season averages. On Dec. 30, Aget earned a double-double and tied his career high of 14 points, the third time he's reached that mark in his career. He also tied a season-best of 11 rebounds, one short of his then all-time best. On Saturday, Aget passed his career high in boards with 14, marking the second time a Lobo brought down 14 or more rebounds this season. He also scored 13 points on 50 percent shooting.

BROWN AT THE LINE

Against Nevada on Dec. 30, Elijah Brown scored 15 of his team-best 24 points at the free throw line, where he held a perfect percentage. He became just the fourth player in program history to make 15 free throws without a miss. He was one short of the program record, set by Kendall Williams, who shot 16-for-16 at the free throw line against San Diego at home on Nov. 30, 2013. The other two Lobos to go 15-for-15 at the line were Ruben Douglas against UNLV on Feb. 5, 2002 and Phil Smith against Wyoming on Feb. 12, 1981.

Elijah Brown has drained 207 free throws this season and is also climbing up that single season list. With 6 free throws made against Nevada, he is third all-time in free throws made, passing Kelvin Scarborough in 1986-87. He is 12 free throws away from matching Cameron Bairstow's 2013-14 total of 219 made. The all-time record is set at 253 by Ruben Douglas in 2002-03.

NEW MEXICO GAME NOTES

OPENING AND CLOSING

For the first time since the inception of the Mountain West Conference, New Mexico concluded the regular season and conference play against the same team they opened league play against.

CHAMPIONSHIP EXPERIENCE

With 11 Mountain West Conference head coaches entering the league tournament, eight are heading into the tournament having never won it before. Only New Mexico's Craig Neal, San Diego State Steve Fisher and Wyoming's Larry Shyatt have won a Mountain West Conference Tournament title. Neal earned his first tournament title in his first season as head coach. It marked the first time a team went back-to-back-to-back winning the MW Tournament. It was the seventh trophy in seven years for the Lobos, all with Neal serving on the staff.

BEST FANS IN THE MOUNTAIN WEST

With an average of 13,031 fans per game inside WisePies Arena this season, the Lobos are slated to finish 24th in the nation and tops in the Mountain West Conference. Overall, the Lobos rank second in the nation to BYU in average attendance for non Power Five or Big East schools. Most importantly, the Lobos will complete 50 straight years in the top-25 nationally in average attendance.

Since WisePies Arena was renovated before the 2010-11 season, the Lobos have seen massive support from its fans. On average, WisePies Arena was 85 percent full this season. That was a mark the program did not hit from 2002-2010, but have exceeded it every year since the renovation.

STATISTICAL RANKINGS

ESPN has New Mexico ranked 108th in the country in their BPI ranks, fourth among Mountain West Conference teams. The Lobos are 127th in RPI. The Lobos are ranked 127th by KenPom.

YOUNG LOBOS

The New Mexico men's basketball team has started the same starting lineup in all but three games this season: Cullen Neal, Elijah Brown, Obij Aget, Sam Logwood and Tim Williams. It is the youngest starting lineup by class grade since Neal's first season on the coaching staff at New Mexico in 2008-07, when the team started two freshmen and a sophomore. This is one of only two years during the Neal/Alford era in which the Lobos have not started a senior. When compared to the rest of the league the Lobos have the fourth youngest starters in the Mountain West Conference.

When looking at the entire roster, the Lobos have the youngest team in the entire Mountain West Conference. KenPom.com rates their experience level at 1.24 (0 points for freshmen, 1 for sophomores...), which ranks 309th in the nation. Only 42 teams in the nation are younger than the Lobos.

BROWN CLIMBING UP THE SCORING LIST

At 668, Brown passed Kelvin Scarborough's 660 points in 1986-87. Brown's season currently ranks sixth all-time in New Mexico history. He is five points shy of Marvin Johnson in 1977-78 (673). The record holder is Kenny Page in 1979-80 at 784 points. In the tournament, Brown will be looking to become the fourth Lobo to ever score 700 points in a season, a feat reached by Page, Ruben Douglas (2002-03) and Hunter Greene (1986-87).

ROAD WARRIOR

In less than three seasons, head coach Craig Neal has won 24 games away from Albuquerque. Prior to Coach Neal coming to New Mexico along with former head coach Steve Alford, no other coach in program history won 20 or more road and neutral games in their first three seasons. Alford holds the record at 27 road and neutral wins, a mark that Neal can catch if the Lobos win the Mountain West Conference Championship.

KEN POM.COM

As of 3-7-2016

Category	Offense	Defense	D-I Avg
Adj. Efficiency	107.2 99	104.2 181	103.7
Adj. Tempo	71.8 54		69.1
Avg. Poss. Length	16.4 81	16.8 73	17.3
Four Factors			
Effective FG%:	52.3 65	48.7 108	49.9
Turnover %:	21.1 330	17.0 249	18.2
Off. Reb. %:	30.8 136	28.5 114	29.8
FTA/FGA:	44.1 25	37.2 181	36.7
Miscellaneous Components			
3P%:	36.2 104	32.5 66	34.7
2P%:	51.4 66	48.6 161	48.7
FT%:	73.7 45	68.6 106	69.9
Block%:	10.3 269	11.3 67	9.2
Steal%:	10.7 332	7.8 252	8.6
Style Components			
3PA/FGA:	30.1 290	40.2 312	35.4
A/FGM:	55.8 94	56.3 273	52.5
Defensive Fingerprint:		Some Zone	
Point Distribution (% of total points)			
3-Pointers:	23.8 306	31.9 72	29.3
2-Pointers:	52.5 100	47.3 284	50.2
Free Throws:	23.7 33	20.8 161	20.5
Strength of Schedule			
Components:	103.0 215	101.8 84	103.7
Overall:	.5344 122		.5000
Non-conference:	.5151 170		.5000
Personnel			
Bench Minutes:	27.8% 289		33.0%
Experience:	1.25 yrs 302		1.70
Minutes Continuity:	37.1% 275		49.3%
Average Height:	78.3" 20		76.8"

USA TODAY COACHES POLL

(As of 3-7-2016)

Place	School (1st Place Votes)	Record
1	Kansas (29)	27-4
2	Villanova	27-4
3	Michigan State (1)	26-5
4	Virginia	24-6
5	Xavier	26-4
6	Oklahoma	24-6
7	North Carolina	25-6
8	West Virginia	24-7
9	Oregon	25-6
10	Indiana	25-6
11	Miami	24-6
12	Utah	24-7
13	Purdue	24-7
14	Arizona	24-7
15	Maryland	24-7
16	Kentucky	23-8
17	Texas A&M	24-7
18	Iowa	21-9
19	Iowa State	21-10
20	Baylor	21-10
21	Duke	22-9
22	Texas	20-11
23	Saint Mary's	26-4
24	California	22-9
25	Wisconsin	20-11

Others receiving votes: Wichita St 36, Providence 30, Seton Hall 19, Dayton 18, Texas Tech 6, Valparaiso 6, South Carolina 5, Notre Dame 5, Butler 5, Saint Joseph's 2, San Diego State 2, Northern Iowa 1, Cincinnati 1, St Bonaventure 1

HEAD-TO-HEAD HISTORY

Date	Winner	Score	Location
2-2-13	New Mexico	75-62	Albuquerque
3-6-13	New Mexico	75-62	Reno
2-15-14	New Mexico	90-72	Albuquerque
3-2-14	New Mexico	72-58	Reno
2-14-15	Nevada	66-63 (OT)	Reno
12-30-15	New Mexico	88-76	Albuquerque
3-5-16	New Mexico	71-66	Reno

New Mexico leads the all-time series against Nevada, 6-1.

NEW MEXICO GAME NOTES

BROWN'S 41 POINT GAME

Brown's 41 point game against Fresno State was a rare feat for the program. It is the most points scored by a Lobo since Kendall Williams' 46 point game at Colorado State in 2013. Inside of WisePies Arena, it's the most points scored by a Lobo since Ruben Douglas scored 43 against Wyoming on Feb. 15, 2003. It is tied for the ninth most points ever scored by a Lobo inside WisePies Arena. Brown becomes only the ninth individual to ever score 41 points or more in a game at New Mexico.

TIM WILLIAMS PASSING 1,500

With a game-high 17 points against Colorado State, Tim Williams crossed the 1,500 point milestone for his career. Prior to joining the Lobos, Tim Williams became the first sophomore ever to score 1,000 points in a career at Samford. Now in his third collegiate season, he sits at 1,545 points and can set realistic sights at blowing past the 2,000 point mark before his career is over.

During Mountain West play, Williams is the team's second leading scorer at 17.6 points per game. He is shooting 63 percent against league opponents, with a line of 119-for-189. He's the team's leading rebounder at 7.4 boards per game, an even two per game on the offensive end.

THE COMEBACK

With six minutes remaining on Feb. 17 at home, the Lobos trailed Boise State, 61-76. The Lobos would finish the game outscoring their opponents 19-2 to win the game by two points. The comeback was the largest in Lobo history in the final six minutes of a game. It was the first 15 point comeback since the team's 61-60 win over Texas Tech on Dec. 29, 2010. Defensively, the Lobos sparked the comeback by forcing five straight missed shots. A Tim Williams free throw and a Sam Logwood layup started the comeback, and a four-point play from Brown cut the deficit to single digits and erupted the home crowd. A Williams dunk and a pair of 3-pointers from Elijah Brown cut the Bronco lead to 78-77 with 1:08 left. The Lobos forced a turnover on the opposite end, and with 30 seconds left, Brown drew a foul and hit both to grab the lead. On the opposite end, Williams earned his fourth and biggest block on a driving layup and was fouled while corralling in the rebound. He hit one of two free throws, but the Lobos forced a tough 3-pointer on the final possession to seal the game.

ACADEMIC ALL-DISTRICT HONOREES

University of New Mexico men's basketball student-athletes Cullen Neal and Tim Williams have received CoSIDA Academic All-District 7 honors. The Academic All-District program recognizes the nation's top student-athletes for their combined performances athletically and in the classroom. Neal earned the honor with a 3.8 cumulative grade point average in his communications program. Williams holds a 3.38 cumulative GPA as an economics major. The MW earned three academic honors, with the Lobos taking two of them. Only five teams in all of NCAA Division I had multiple honorees. Prior to this season, the only Lobos to ever receive CoSIDA Academic All-District honors were Troy Devries and Roman Martinez.

FREE THROW RATE

The Lobos are shooting a league best 73.7 percent from the foul line this year, their best mark since 2003, and are getting to the line at an alarming rate. The Lobos currently rank 25th in the nation in free throw rate (free throw attempts/field goal attempts) at 44.1. In league play, the rate has jumped to a Mountain West best 48.8, leading second place San Diego State by over six. It is the best free throw rate in conference the Lobos have had since joining the MW.

LOBOS ARE SMART

In the fall semester, the Lobos set a new program record for team semester GPA at 3.15. That GPA record beats the previous record, also set by a Craig Neal team in the fall of 2014.

NEW MEXICO BASKETBALL
WWW.GOLOBOS.COM

THE PIT IN THE MW ERA

Year	Avg. Attendance (NCAA Rank)	MW Rank
1999-00	16,443 (8th)	1st
2000-01	16,418 (8th)	1st
2001-02	16,426 (7th)	1st
2002-03	15,186 (12th)	1st
2003-04	14,679 (15th)	2nd
2004-05	14,309 (14th)	1st
2005-06	13,387 (21st)	1st
2006-07	12,853 (23rd)	1st
2007-08	14,361 (18th)	1st
2008-09	13,994 (17th)	1st
2009-10	13,595 (22nd)	2nd
2010-11	14,570 (16th)	2nd
2011-12	14,455 (16th)	2nd
2012-13	15,022 (16th)	2nd
2013-14	15,212 (16th)	1st
2014-15	14,571 (18th)	1st
2015-16	13,031 (24th)	1st

*The \$60 million dollar renovation to The Pit added a suite level and lowered the maximum capacity from 18,018 to 15,411 starting with the 2010-11 season.

LOBOS IN THE NBA

NBA Team	Name (Years as a Lobo)
Chicago Bulls:	Tony Snell (2010-13) Cameron Bairstow (2010-14)

THE 2015-16 NEW MEXICO LOBOS

No.	Name	Pos	Height	Weight	Year	Previous School	Hometown
0	J.J. N'Ganga	C	6-10	240	Sr.	N. Oklahoma - Townaka	Aubervilliers, France
1	Cullen Neal	G	6-5	195	R-So.	Eldorado HS	Albuquerque, N.M.
3	Jordan Hunter	G	5-11	180	Fr.	Ozen HS	Beaumont, Texas
4	Elijah Brown	G	6-4	200	R-So.	Butler University	Orange County, Calif.
11	Obij Aget	C	7-1	220	Jr.	La Lumiere HS (Ind.)	Juba, South Sudan
12	Devon Williams	F	6-8	210	R-Jr.	Woodrow Wilson HS	Dallas, Texas
14	Dane Kuiper	G/F	6-7	200	Fr.	Corona del Sol HS (Ariz.)	Wasilla, Alaska
20	Sam Logwood	G/F	6-7	210	So.	La Lumiere HS (Ind.)	Indianapolis, Ind.
21	Xavier Adams	G	6-4	205	So.	Edwards S. Marcus HS	Flower Mound, Texas
22	Connor Joy*	G	6-4	195	Sr.	Rehoboth Christian	Rehoboth, N.M.
23	Joe Furstinger	F	6-9	215	So.	Santa Margarita Catholic HS	Rancho Santa Margarita, Calif.
25	Tim Jacobs*	G	6-0	200	Sr.	Cochise College (Ariz.)	Las Cruces, N.M.
30	Adam Cumber*	G	6-2	185	R-Fr.	Sandia HS	Albuquerque, M.M.
31	Anthony Mathis	G	6-2	170	Fr.	West Linn HS	West Linn, Ore.
32	Tim Williams	F	6-8	240	R-Jr.	Samford University	Flossmoor, Ill.
34	Michael Nesbitt*	F	6-7	220	Sr.	Missouri S&T	Evansville, Ind.

* Indicates a walk-on

Head Coach: Craig Neal (3rd Season -- Georgia Tech '88)

Associate Head Coach: Chris Harriman

Assistant Coaches: Alan Huss and Terrence Rencher

Director of Operations: Cody Hopkins

Athletic Trainer: Corey DeBarbrie

Video Coordinator: Ben Sanders

Strength and Conditioning Coach: Jeremy Anderson

BY CLASS

(16 Total)

Seniors: (4)

Juniors: (3)

Sophomores: (5)

Freshmen: (4)

BY POSITION

(16 Total)

Centers: (2)

Forwards: (3)

Guard/Forwards: (2)

Guards: (9)

BY HEIGHT

7'1"

Obij Aget

6'10"

J.J. N'Ganga

6'9"

Joe Furstinger

6'8"

Devon Williams

Tim Williams

6'7"

Sam Logwood

Dane Kuiper

Michael Nesbitt

6'5"

Cullen Neal

6'4"

Xavier Adams

Elijah Brown

Connor Joy

6'2"

Anthony Mathis

Adam Cumber

6'0"

Tim Jacobs

5'11"

Jordan Hunter

ALPHABETICAL ROSTER

No.	Name	Pos	Height	Weight	Year
21	Xavier Adams	G	6-4	205	Sophomore
11	Obij Aget	C	7-1	220	Junior
4	Elijah Brown	G	6-4	200	RS-Sophomore
30	Adam Cumber	G	6-2	185	RS-Freshman
23	Joe Furstinger	F	6-9	215	Sophomore
3	Jordan Hunter	G	5-11	180	Freshman
25	Tim Jacobs	G	6-0	200	Senior
22	Connor Joy	G	6-4	195	Senior
14	Dane Kuiper	G/F	6-7	200	Freshman
20	Sam Logwood	G/F	6-7	210	Sophomore
31	Anthony Mathis	G	6-2	170	Freshman
0	J.J. N'Ganga	C	6-10	240	Senior
1	Cullen Neal	G	6-5	195	RS-Sophomore
34	Michael Nesbitt	F	6-7	220	Senior
12	Devon Williams	F	6-8	210	RS-Junior
32	Tim Williams	F	6-8	240	RS-Junior

PRONUNCIATIONS

Name	Pronunciation
Obij Aget	O-BOTCH Ah-Jet
J.J. N'Ganga	J.J. N-GONE-GAH
Devon Williams	DEVIN
Joe Furstinger	Joe FUR-Sting-er
Dane Kuiper	KI-pur

HEAD COACH CRAIG NEAL



Craig Neal

Head Coach - 3rd Season

(2015-16) 17-14 (Career) 59-37 (.615)

NOTEWORTHY :

- Earned the nickname “Noodles” for wiry build as a high school player
- Spent nine seasons as a member of Steve Alford’s staffs at Iowa and New Mexico
- Coached under NBA legend Lenny Wilkens for three seasons with the Raptors
- Spent nearly a decade as a NBA assistant coach and scout with Toronto
- Still holds Georgia Tech record for assists in a game (19) and in a season (303 in 1987-88).

PLAYING EXPERIENCE

1988-95 - NBA and CBA Career

- *Drafted by Portland in the 1988 NBA Draft
- *Played for Blazers, Heat and Nuggets
- *Fort Wayne Fury Player and Coach in 1994-95

1984-88 - Georgia Tech

- *Played for Bobby Cremins
- *Member of Elite Eight and Sweet 16 teams
- *Graduated with career assist record (659)

1980-83 - Washington High School (Washington, Ind.)

- *All-American & member of Indiana All-Star Team
- *Coached by his father, Stan Neal
- *Played against Steve Alford

COACHING EXPERIENCE

Head Coach:

2013-Present - New Mexico (59-37)

Associate Head Coach:

2007-13 - New Mexico (NCAA)

Assistant Coach:

2004-07 - Iowa (NCAA)

2000-03 - Toronto Raptors (NBA)

THE FAMOUS CHERRY BLAZER

The cherry blazer has become a symbol with New Mexico basketball. Given to coaches at their introductory press conferences, it makes appearances throughout the season at crucial games.

- Craig Neal is 8-3 when wearing the cherry blazer
 - Nov. 9, 2013 vs. Alabama A&M (W, 88-52)
 - Jan. 21, 2014 vs. Boise State (W, 84-75)
 - Feb. 22, 2014 vs. #6 San Diego State (W, 58-44)
 - Mar. 5, 2014 vs. Air Force (W, 80-52)
-
- Nov. 14, 2014 vs. Idaho State (W, 79-55)
- Jan. 3, 2015 vs. #24 Colorado State (W, 66-53)
- Feb. 17, 2015 vs. #25 San Diego State (L, 46-63)
- March 7, 2015 vs. Wyoming (W, 52-49)
-
- Nov. 13, 2015 vs. Texas Southern (W, 86-57)
- Feb. 27, 2016 vs. Fresno State (L, 92-82)
- March 1, 2016 vs San Diego State (L, 83-56)

THE NEAL ERA AT NEW MEXICO

- Became first-ever rookie Lobo head coach to lead New Mexico to a NCAA Tournament appearance
- Led UNM to the 2014 Mountain West Tournament championship, which made New Mexico the first program in MW history to win three-straight conference tournaments
- Guided four Lobos to All-Mountain West honors in 2013-14, which included first team selections Cam Bairstow and Kendall Williams. Williams and Alex Kirk were MW All-Defensive Team selections as well.
- The 27 wins in 2013-14 mark the most wins by a rookie coach in Lobo history. It is tied for the fifth most wins by a first-year Division I head coach since 2000.
- Was named a finalist for a pair of national coaching honors: the Joe B. Hall Award as the nation’s top rookie coach, and the Jim Phelan Award for national coach of the year.
- Led the MW with seven academic all-conference selections in 2014-15, a program record. He has had 13 honorees in two seasons
- Had three members from 2013-14 roster sign professional contracts; Kendall Williams (Italy), Cam Bairstow (NBA) and Alex Kirk (NBA)
- Has risen team GPA to 3.15 in fall semester, breaking a program record his team previously set. Has had 5 straight semesters of at least a 2.7 team GPA.
- Signed a new contract in July of 2014 to stay at New Mexico through 2020
- Became the second-fastest coach in program history to 40 wins (53 games)
- The father of a Lobo family. His oldest son, Cullen, is a sophomore guard the Lobos. Younger son, Dalton, is a member of the ROTC program at New Mexico.

2015-16 SEASON STATS

Overall record: 17-14 Conf: 10-8 Home: 12-4 Away: 5-7 Neutral: 0-3

#	Player	gp-gs	min	avg	Total		3-Point		F-Throw		Rebounds										pts	avg
					fg-fga	fg%	3fg-fga	3fg%	ft-fa	ft%	off	def	tot	avg	pf	dq	a	to	blk	stl		
04	BROWN, Elijah	31-28	1040	33.5	188-438	.429	85-218	.390	207-244	.848	22	147	169	5.5	63	0	98	102	2	33	668	21.5
32	WILLIAMS, Tim	31-31	1042	33.6	210-344	.610	0-0	.000	107-158	.677	63	166	229	7.4	66	1	32	48	37	19	527	17.0
01	NEAL, Cullen	30-30	905	30.2	119-334	.356	52-157	.331	87-117	.744	10	74	84	2.8	88	5	113	98	0	23	377	12.6
11	AGET, Obij	31-31	710	22.9	89-139	.640	0-0	.000	34-48	.708	66	114	180	5.8	93	2	11	44	38	7	212	6.8
20	LOGWOOD, Sam	31-31	801	25.8	69-160	.431	15-40	.375	33-58	.569	34	91	125	4.0	78	2	57	48	13	23	186	6.0
21	ADAMS, Xavier	31-3	430	13.9	50-98	.510	4-21	.190	40-61	.656	33	46	79	2.5	84	1	31	34	8	16	144	4.6
31	MATHIS, Anthony	25-0	164	6.6	17-44	.386	12-34	.353	11-12	.917	2	11	13	0.5	25	0	9	12	0	7	57	2.3
03	HUNTER, Jordan	28-1	253	9.0	23-53	.434	10-24	.417	7-10	.700	3	23	26	0.9	22	0	31	26	1	14	63	2.3
12	WILLIAMS, Devon	2-0	28	14.0	0-1	.000	0-0	.000	4-6	.667	0	3	3	1.5	4	0	0	1	0	1	4	2.0
33	SCEKIC, Nikola	10-0	75	7.5	8-15	.533	0-0	.000	1-1	1.000	3	5	8	0.8	15	0	1	7	0	1	17	1.7
23	FURSTINGER, Joe	28-0	326	11.6	14-43	.326	0-1	.000	18-29	.621	14	39	53	1.9	54	0	13	16	18	15	46	1.6
14	KUIPER, Dane	24-0	204	8.5	12-37	.324	6-18	.333	7-9	.778	3	23	26	1.1	22	1	20	9	8	6	37	1.5
22	JOY, Connor	3-0	4	1.3	1-1	1.000	1-1	1.000	0-0	.000	0	0	0	0.0	1	0	0	2	0	0	3	1.0
25	JACOBS, Tim	25-0	233	9.3	8-17	.471	3-4	.750	6-9	.667	3	32	35	1.4	25	0	35	17	1	10	25	1.0
34	NESBITT, Michael	5-0	8	1.6	2-4	.500	0-1	.000	0-1	.000	2	1	3	0.6	0	0	0	0	0	0	4	0.8
30	CUMBER, Adam	2-0	2	1.0	0-1	.000	0-1	.000	0-0	.000	0	0	0	0.0	0	0	0	0	0	0	0	0.0
Team											44	59	103		2			12				
Total.....		31	6225		810-1729	.468	188-520	.362	562-763	.737	302	834	1136	36.6	642	12	451	476	126	175	2370	76.5
Opponents.....		31	6225		783-1859	.421	243-747	.325	475-692	.686	333	680	1013	32.7	661	-	442	383	125	240	2284	73.7

TEAM STATISTICS					TM	OPP	Date	Opponent		Score	Att.
SCORING					2370	2284	11/13/15	TEXAS SOUTHERN	W	86-57	12269
Points per game					76.5	73.7	11/15/15	at New Mexico State	W	83-74	6796
Scoring margin					+2.8	-	11/18/15	LOYOLA-CHICAGO	W	75-51	11951
FIELD GOALS-ATT					810-1729	783-1859	11/21/15	at USC	L	82-90	2943
Field goal pct					.468	.421	11/25/15	NICHOLLS STATE	W	75-63	12383
3 POINT FG-ATT					188-520	243-747	12/1/15	ORAL ROBERTS	W	91-75	11585
3-point FG pct					.362	.325	12/05/15	at Purdue	L	58-70	14221
3-pt FG made per game					6.1	7.8	12/12/15	NORTHERN IOWA	W	76-57	13154
FREE THROWS-ATT					562-763	475-692	12/16/15	NEW MEXICO STATE	W	79-61	15362
Free throw pct					.737	.686	12/19/15	RICE	L	89-90	12507
F-Throws made per game					18.1	15.3	12-22-15	vs Auburn	L	78-83	0
REBOUNDS					1136	1013	12-23-15	vs BYU	L	66-96	0
Rebounds per game					36.6	32.7	12-25-15	vs Washington State	L	59-82	0
Rebounding margin					+4.0	-	* 12/30/15	NEVADA	W	88-76	13247
ASSISTS					451	442	* 01/02/16	at Fresno State	W	77-62	6881
Assists per game					14.5	14.3	* 01/09/16	UTAH STATE	W	77-59	13476
TURNOVERS					476	383	* 01/12/16	at UNLV	L	74-86	11377
Turnovers per game					15.4	12.4	* 1/16/16	WYOMING	L	68-70	13196
Turnover margin					-3.0	-	* 1/23/16	at San José State	W	83-64	1633
Assist/turnover ratio					0.9	1.2	* 1/27/16	AIR FORCE	W	84-55	12072
STEALS					175	240	* 01/30/16	at Boise State	W	88-83	7355
Steals per game					5.6	7.7	* 2/2/16	UNLV	W	87-83	13359
BLOCKS					126	125	* 02-06-16	at SAN DIEGO STATE	Lot	71-78	12414
Blocks per game					4.1	4.0	* 02/09/16	at Utah State	L	72-80	9290
ATTENDANCE					208492	86576	* 02/13/16	SAN JOSÉ STATE	W	74-58	13411
Home games-Avg/Game					16-13031	12-7215	* 2/17/16	BOISE STATE	W	80-78	12434
Neutral site-Avg/Game					-	3-0	* 2/20/16	at Air Force	L	72-76	3327
							* 2/23/16	at Colorado State	L	69-86	3148
Score by Periods		1st	2nd	OT	Totals		* 02/27/16	FRESNO STATE	L	82-92	13546
New Mexico		1174	1191	5	2370		* 3/1/16	SAN DIEGO STATE	L	56-83	14540
Opponents		1046	1226	12	2284		* 03/05/16	at Nevada	W	71-66	7191

* = Conference game

2015-16 CONFERENCE STATS

RECORD:	OVERALL	HOME	AWAY	NEUTRAL
ALL GAMES	10-8	6-3	4-5	0-0
CONFERENCE	10-8	6-3	4-5	0-0
NON-CONFERENCE	0-0	0-0	0-0	0-0

#	Player	gp-gs	min	avg	Total		3-Point		F-Throw		Rebounds				pf	dq	a	to	blk	stl	pts	avg
					fg-fga	fg%	3fg-fga	3fg%	ft-fga	ft%	off	def	tot	avg								
04	BROWN, Elijah	18-15	612	34.0	112-265	.423	52-128	.406	137-161	.851	13	80	93	5.2	36	0	60	70	1	20	413	22.9
32	WILLIAMS, Tim	18-18	629	34.9	119-189	.630	0-0	.000	79-116	.681	33	99	132	7.3	41	1	16	29	22	11	317	17.6
01	NEAL, Cullen	17-17	524	30.8	56-164	.341	24-83	.289	57-76	.750	9	41	50	2.9	52	3	56	53	0	13	193	11.4
11	AGET, Obij	18-18	405	22.5	53-87	.609	0-0	.000	14-20	.700	36	69	105	5.8	55	0	7	23	20	5	120	6.7
20	LOGWOOD, Sam	18-18	488	27.1	42-102	.412	6-19	.316	21-35	.600	19	55	74	4.1	47	1	36	25	8	13	111	6.2
21	ADAMS, Xavier	18-3	282	15.7	37-65	.569	2-11	.182	27-42	.643	21	30	51	2.8	57	1	20	26	7	11	103	5.7
31	MATHIS, Anthony	12-0	78	6.5	8-16	.500	7-13	.538	6-6	1.000	2	6	8	0.7	13	0	2	6	0	3	29	2.4
14	KUIPER, Dane	15-0	162	10.8	10-28	.357	6-16	.375	6-7	.857	3	18	21	1.4	17	1	16	7	7	5	32	2.1
03	HUNTER, Jordan	16-1	148	9.3	11-28	.393	6-12	.500	3-4	.750	3	12	15	0.9	17	0	18	16	0	11	31	1.9
34	NESBITT, Michael	4-0	7	1.8	2-4	.500	0-1	.000	0-1	.000	2	1	3	0.8	0	0	0	0	0	0	4	1.0
25	JACOBS, Tim	13-0	136	10.5	4-10	.400	2-3	.667	1-2	.500	1	21	22	1.7	15	0	13	10	0	4	11	0.8
23	FURSTINGER, Joe	15-0	150	10.0	3-17	.176	0-0	.000	3-6	.500	8	20	28	1.9	19	0	10	7	8	5	9	0.6
22	JOY, Connor	2-0	3	1.5	0-0	.000	0-0	.000	0-0	.000	0	0	0	0.0	0	0	0	1	0	0	0	0.0
30	CUMBER, Adam	1-0	1	1.0	0-1	.000	0-1	.000	0-0	.000	0	0	0	0.0	0	0	0	0	0	0	0	0.0
Team											29	36	65		1		8					
Total.....		18	3625		457-976	.468	105-287	.366	354-476	.744	179	488	667	37.1	370	7	254	281	73	101	1373	76.3
Opponents.....		18	3625		455-1092	.417	144-453	.318	281-406	.692	202	386	588	32.7	402	-	249	206	76	148	1335	74.2

TEAM STATISTICS	NM	OPP	Date	Opponent	Score	Att.
SCORING	1373	1335	* 12/30/15	NEVADA	W 88-76	13247
Points per game	76.3	74.2	* 01/02/16	at Fresno State	W 77-62	6881
Scoring margin	+2.1	-	* 01/09/16	UTAH STATE	W 77-59	13476
FIELD GOALS-ATT	457-976	455-1092	* 01/12/16	at UNLV	L 74-86	11377
Field goal pct	.468	.417	* 1/16/16	WYOMING	L 68-70	13196
3 POINT FG-ATT	105-287	144-453	* 1/23/16	at San José State	W 83-64	1633
3-point FG pct	.366	.318	* 1/27/16	AIR FORCE	W 84-55	12072
3-pt FG made per game	5.8	8.0	* 01/30/16	at Boise State	W 88-83	7355
FREE THROWS-ATT	354-476	281-406	* 2/2/16	UNLV	W 87-83	13359
Free throw pct	.744	.692	* 02-06-16	at SAN DIEGO STATE	Lot 71-78	12414
F-Throws made per game	19.7	15.6	* 02/09/16	at Utah State	L 72-80	9290
REBOUNDS	667	588	* 02/13/16	SAN JOSÉ STATE	W 74-58	13411
Rebounds per game	37.1	32.7	* 2/17/16	BOISE STATE	W 80-78	12434
Rebounding margin	+4.4	-	* 2/20/16	at Air Force	L 72-76	3327
ASSISTS	254	249	* 2/23/16	at Colorado State	L 69-86	3148
Assists per game	14.1	13.8	* 02/27/16	FRESNO STATE	L 82-92	13546
TURNOVERS	281	206	* 3/1/16	SAN DIEGO STATE	L 56-83	14540
Turnovers per game	15.6	11.4	* 03/05/16	at Nevada	W 71-66	7191
Turnover margin	-4.2	-	* = Conference game			
Assist/turnover ratio	0.9	1.2				
STEALS	101	148				
Steals per game	5.6	8.2				
BLOCKS	73	76				
Blocks per game	4.1	4.2				
ATTENDANCE	119281	62616				
Home games-Avg/Game	9-13253	9-6957				
Neutral site-Avg/Game	-	0-0				

Score by Periods	1st	2nd	OT	Totals
New Mexico	671	697	5	1373
Opponents	594	729	12	1335

2015-16 SEASON EXTENDED STATS

THE STAT CREW SYSTEM New Mexico Extended Season Box Score (as of Mar 07, 2016) All games

RECORD:	OVERALL	HOME	AWAY	NEUTRAL
ALL GAMES	17-14	12-4	5-7	0-3
CONFERENCE	10-8	6-3	4-5	0-0
NON-CONFERENCE	7-6	6-1	1-2	0-3

		Total					3-Point		F-Throw		Rebounds																
#	Player	gp-gs	min	avg	fg-fga	fg%	3fg-fga	3fg%	ft-fga	ft%	off	def	tot	avg	pf	dq	a	a/g	to	to/g	a/to	blk	blk/g	stl	stl/g	pts	avg
04	BROWN, Elijah	31-28	1040	33.5	188-438	.429	85-218	.390	207-244	.848	22	147	169	5.5	63	0	98	3.16	102	3.29	0.96	2	0.06	33	1.06	668	21.5
32	WILLIAMS, Tim	31-31	1042	33.6	210-344	.610	0-0	.000	107-158	.677	63	166	229	7.4	66	1	32	1.03	48	1.55	0.67	37	1.19	19	0.61	527	17.0
01	NEAL, Cullen	30-30	905	30.2	119-334	.356	52-157	.331	87-117	.744	10	74	84	2.8	88	5	113	3.77	98	3.27	1.15	0	0.00	23	0.77	377	12.6
11	AGET, Obj	31-31	710	22.9	89-139	.640	0-0	.000	34-48	.708	66	114	180	5.8	93	2	11	0.35	44	1.42	0.25	38	1.23	7	0.23	212	6.8
20	LOGWOOD, Sam	31-31	801	25.8	69-160	.431	15-40	.375	33-58	.569	34	91	125	4.0	78	2	57	1.84	48	1.55	1.19	13	0.42	23	0.74	186	6.0
21	ADAMS, Xavier	31-3	430	13.9	50-98	.510	4-21	.190	40-61	.656	33	46	79	2.5	84	1	31	1.00	34	1.10	0.91	8	0.26	16	0.52	144	4.6
31	MATHIS, Anthony	25-0	164	6.6	17-44	.386	12-34	.353	11-12	.917	2	11	13	0.5	25	0	9	0.36	12	0.48	0.75	0	0.00	7	0.28	57	2.3
03	HUNTER, Jordan	28-1	253	9.0	23-53	.434	10-24	.417	7-10	.700	3	23	26	0.9	22	0	31	1.11	26	0.93	1.19	1	0.04	14	0.50	63	2.3
12	WILLIAMS, Devon	2-0	28	14.0	0-1	.000	0-0	.000	4-6	.667	0	3	3	1.5	4	0	0	0.00	1	0.50	0.00	0	0.00	1	0.50	4	2.0
33	SCEKIC, Nikola	10-0	75	7.5	8-15	.533	0-0	.000	1-1	1.000	3	5	8	0.8	15	0	1	0.10	7	0.70	0.14	0	0.00	1	0.10	17	1.7
23	FURSTINGER, Joe	28-0	326	11.6	14-43	.326	0-1	.000	18-29	.621	14	39	53	1.9	54	0	13	0.46	16	0.57	0.81	18	0.64	15	0.54	46	1.6
14	KUIPER, Dane	24-0	204	8.5	12-37	.324	6-18	.333	7-9	.778	3	23	26	1.1	22	1	20	0.83	9	0.38	2.22	8	0.33	6	0.25	37	1.5
25	JACOBS, Tim	25-0	233	9.3	8-17	.471	3-4	.750	6-9	.667	3	32	35	1.4	25	0	35	1.40	17	0.68	2.06	1	0.04	10	0.40	25	1.0
22	JOY, Connor	3-0	4	1.3	1-1	1.000	1-1	1.000	0-0	.000	0	0	0	0.0	1	0	0	0.00	2	0.67	0.00	0	0.00	0	0.00	3	1.0
34	NESBITT, Michael	5-0	8	1.6	2-4	.500	0-1	.000	0-1	.000	2	1	3	0.6	0	0	0	0.00	0	0.00	0.00	0	0.00	0	0.00	4	0.8
30	CUMBER, Adam	2-0	2	1.0	0-1	.000	0-1	.000	0-0	.000	0	0	0	0.0	0	0	0	0.00	0	0.00	0.00	0	0.00	0	0.00	0	0.0
Total.....		31	6225		810-1729	.468	188-520	.362	562-763	.737	302	834	1136	36.6	642	12	451	14.55	476	15.35	0.95	126	4.06	175	5.65	2370	76.5
Opponents.....		31	6225		783-1859	.421	243-747	.325	475-692	.686	333	680	1013	32.7	661	-	442	14.26	383	12.35	1.15	125	4.03	240	7.74	2284	73.7

Score by Periods	1st	2nd	OT	Totals
New Mexico	1174	1191	5	2370
Opponents	1046	1226	12	2284

2015-16 SEASON METRICS

##	Player	Min	AST%	EFG%	TS%	Usg%	DRB%	ORB%	TRB%
21	ADAMS, Xavier	430	13.5	.531	.577	18.1	11.4	9.7	10.6
11	AGET, Obj	710	2.9	.640	.662	14.1	17.1	11.8	14.7
04	BROWN, Elijah	1040	20.1	.526	.612	30.5	15.1	2.7	9.4
30	CUMBER, Adam	2	0.0	.000	.000	24.5	0.0	0.0	0.0
23	FURSTINGER, Joe	326	6.6	.326	.412	10.8	12.8	5.4	9.4
03	HUNTER, Jordan	253	21.9	.528	.549	16.2	9.7	1.5	6.0
25	JACOBS, Tim	233	24.4	.559	.596	8.0	14.7	1.6	8.7
22	JOY, Connor	4	0.0	1.500	1.500	36.8	0.0	0.0	0.0
14	KUIPER, Dane	204	16.6	.405	.452	12.0	12.0	1.9	7.4
20	LOGWOOD, Sam	801	12.6	.478	.501	14.3	12.1	5.4	9.0
31	MATHIS, Anthony	164	10.0	.523	.578	18.3	7.2	1.5	4.6
01	NEAL, Cullen	905	24.1	.434	.489	26.2	8.7	1.4	5.4
34	NESBITT, Michael	8	0.0	.500	.450	27.2	13.3	31.7	21.7
33	SCEKIC, Nikola	75	2.5	.533	.551	14.7	7.1	5.1	6.2
12	WILLIAMS, Devon	28	0.0	.000	.549	8.1	11.4	0.0	6.2
32	WILLIAMS, Tim	1042	6.8	.610	.637	21.7	17.0	7.7	12.7

Estimated possessions: 2253.6

Team offensive rating (ORTg): 105.2

Team defensive rating (DRtg): 101.3

AST% - An estimate of the pct of teammate field goals assisted while on the floor

EFG% - Effective FG% (adjusts to include additional points from 3FGs)

TS% - True Shooting% (takes into account field goals, 3-point field goals, and free throws)

Usg% - An estimate of the pct of team plays used while on the floor

DRB% - An estimate of the pct of available defensive rebounds grabbed while on the floor

ORB% - An estimate of the pct of available offensive rebounds grabbed while on the floor

TRB% - An estimate of the pct of all available rebounds grabbed while on the floor

INSIDE THE NUMBERS

SINGLE GAME HIGHS

New Mexico

Points:	41 - Elijah Brown vs. Fresno State (2-27-16)
FG Made:	13 - Elijah Brown vs. Fresno State (2-27-16)
FG Att:	23 - Elijah Brown vs. Fresno State (2-27-16)
FG %*:	.875 - (2x) Last Time Tim Williams vs. San Jose State (2-13-16)
3FG Made:	7 - Elijah Brown at Air Force (2-20-16)
3FG Att:	17 - Elijah Brown at Air Force (2-20-16)
FT Made:	15 - Elijah Brown vs. Nevada (12-30-15)
FT Att:	15 - Elijah Brown vs. Nevada (12-30-15)
FT %*:	100% (15-15) - Elijah Brown vs. Nevada (12-30-15)
Rebounds:	15 - Tim Williams at USC (11-21-15)
Assists:	9 - Cullen Neal vs. New Mexico State (12-16-15)
Steals:	4 - (2x) Last Time Sam Logwood at San Diego State (2-6-16)
Blocks:	5 - Obij Aget vs. Rice (12-19-15)

*Minimum eight attempts

Opponents

Points:	41 - Chase Fischer, BYU (12-23-15)
FG Made:	12 - Chase Fischer, BYU (12-23-15)
FG Att:	21 - (3x) Last Time Chase Fischer, BYU (12-23-15)
FG %*:	.800 - Tiel Daniels, Colorado State (2-25-16)
3FG Made:	9 - Chase Fischer, BYU (12-23-15)
3FG Att:	15 - (2x) Last Time Chase Fischer, BYU (12-23-15)
FT Made:	11 - (2x) Last Time Marvelle Harris, Fresno State (2-27-16)
FT Att:	17 - Marvelle Harris, Fresno State (2-27-16)
FT %*:	100% (10-10) - Jeremy Hemsley, San Diego State (2-6-16)
Rebounds:	15- Stephen Zimmerman, Jr., UNLV (1-12-16)
Assists:	11 - Ike Ireogbu, Washington State (12-25-15)
Steals:	5 - (4x) Last Time Mikey Thompson , Boise State (1-30-15)
Blocks:	5 - (2x) Last Time Stephen Zimmerman, Jr., UNLV (2-2-16)

*Minimum eight attempts

NEW MEXICO'S RECORD WHEN...

Scenario	Record
Leading at the half:	17-5
Trailing at the half:	0-9
Tied at the half:	
Outrebounding opponent:	16-5
Outrebounded by opponent:	1-9
Commit more turnovers than opponent:	12-10
Commit less turnovers than opponent:	4-1
Commit more than 10 turnovers:	14-11
Commit less than 10 turnovers:	
When shooting 50.0% or higher:	8-2
When shooting less than 50.0%:	9-12
Overtime games:	
More bench points than opponent:	5-2
Inside The Pit:	12-4
On the Road:	5-7
At a neutral site:	0-3
Against ranked teams:	0-1
In cherry jerseys:	5-7
In silver jerseys:	4-2
In white jerseys:	5-5
In camo jerseys:	1-0
In turquoise jerseys	1-0
In anthracite jerseys:	
In pink jerseys:	1-0
In November:	4-1
In December:	4-5
In January:	5-2
In February:	3-5
In March:	1-1
When UNM scores less than 50 points:	
When UNM scores 50-60 points:	0-3
When UNM scores 60-70 points:	0-3
When UNM scores 70-80 points	9-5
When UNM scores 80+ points:	8-3

SCORING MARGIN BREAKDOWN

Total	1	2	3	4	5	6	7	8	9	10	11-15	16-20	21+
Win	0	0	0	1	2	0	0	0	1	0	3	6	3
Loss	1	1	0	1	1	0	1	2	0	1	2	1	3

CHARTING THE NUMBERS

	Season	Career
Double-Digit Scoring Games		
Elijah Brown	30 (16-14)	30 (16-14)
Tim Williams	28 (16-12)	28 (16-12)
Cullen Neal	21 (11-10)	32 (22-10)
Obij Aget	9 (5-4)	17 (9-8)
Sam Logwood	3 (2-1)	9 (5-4)
Xavier Adams	3 (2-1)	4 (2-2)
Jordan Hunter	1 (0-1)	1 (0-1)
Dane Kuiper	1 (1-0)	1 (1-0)
Anthony Mathis	1 (1-0)	1 (1-0)
Devon Williams		7 (5-2)
20-Point Games		
Elijah Brown	17 (9-8)	17 (9-8)
Tim Williams	11 (7-4)	11 (7-4)
Cullen Neal	4 (3-1)	7 (6-1)
Scoring Leaders		
Elijah Brown	21 (11-10)	21 (11-10)
Tim Williams	7 (3-4)	7 (3-4)
Cullen Neal	3 (3-0)	7 (7-0)
Obij Aget		4 (1-3)
Sam Logwood		2 (2-0)
Devon Williams		2 (1-1)
10+ Rebound Games		
Tim Williams	6 (4-2)	6 (4-2)
Obij Aget	4 (3-1)	8 (4-4)
Elijah Brown	2 (0-2)	2 (0-2)
Devon Williams		1 (0-1)
Rebounding Leaders		
Tim Williams	18 (9-9)	18 (9-9)
Obij Aget	8 (7-1)	20 (10-9)
Elijah Brown	7 (4-3)	7 (4-3)
Sam Logwood	1 (1-0)	2 (2-0)
Devon Williams		2 (1-1)
J.J. N'Ganga		2 (1-1)
Tim Jacobs		2 (1-1)
Joe Furstinger		1 (0-1)
Double-Doubles		
Tim Williams	6 (4-2)	6 (4-2)
Obij Aget	4 (3-1)	8 (4-4)
Elijah Brown	2 (0-2)	2 (0-2)
Devon Williams		1 (0-1)
Assist Leaders		
Cullen Neal	19 (13-6)	22 (16-6)
Elijah Brown	13 (7-6)	13 (7-6)
Sam Logwood	4 (0-4)	6 (1-5)
Tim Jacobs	3 (1-2)	15 (6-9)
Dane Kuiper	2 (2-0)	2 (2-0)
Tim Williams	1 (1-0)	1 (1-0)
Joe Furstinger	1 (0-1)	1 (0-1)
Jordan Hunter	1 (1-0)	1 (1-0)
Xavier Adams	1 (1-0)	1 (1-0)
Devon Williams		1 (0-1)

* () Team's record in those games

* Game highs include games when tied with another player

THE LAST TIME IT HAPPENED

NEW MEXICO

As A Team:

Scored 100 Points:	109 - Charleston Southern (11-17-13)
Scored 90-99 Points:	91 - Oral Roberts (12-1-15)
Scored 80-89 Points:	82 - Fresno State (2-27-16)
Scored Less Than 50 Points:	46 - San Diego State (2-17-15)
Scored Less Than 40 Points:	34 - at #25 San Diego State (1-26-13)
Won By 30 Points:	W, 88-52 - Alabama A&M (11-17-13)
Won By 20 Points:	W, 85-55 - Air Force (1-27-16)
Lost By 20-29 Points:	L, 83-56 - San Diego State (3-1-16)
Lost By 30 Points:	L, 96-66 - vs. BYU (12-23-15)
Shot 65% Or Better:	69.2% (27-39) - at Air Force (1-15-05)
Shot 60% Or Better:	63.0% (29-46) - Air Force (1-27-16)
Shot Less Than 35%:	33.8% (24-71) - at San Diego State (2-6-16)
Shot Less Than 30%:	29.8% (14-47) - at San Diego State (1-6-15)
Shot 60% 3FG Or Better:	70% (7-10) - at San Jose State (1-23-16)
Shot Less Than 30% 3FG:	26.7% (4-15) - San Diego State (3-1-16)
Made 10 Three-Pointers:	11 (of 37) - at Air Force (2-20-16))
Shot 85% On Free Throws:	85.7% (24-28) - San Diego State (3-1-16)
Shot Less Than 50% On FTs:	45.5% (5-11) - at Air Force (3-9-13)
Had 50 Rebounds:	58 - vs. UAB (11-21-13)
Had 20 Offensive Rebounds:	23 - at USC (11-21-15)
Had 20 Assists:	22 - Rice (12-19-15)
Had 20 Turnovers:	20 - San Diego State (3-1-16)
Had Less Than 10 Turnovers:	9 - UNLV (2-21-15)
Had 10 Steals:	10 - Utah State (1-9-16)
Had 10 Blocks:	12 - vs. UMass (11-22-13)
Had Two or More 20-Point Scorers:	at Utah State (2-9-16) Elijah Brown (22) & Tim Williams (21)
Had 6 Double-Digit Scorers:	North Dakota (1-7-12)
Had 5 Double-Digit Scorers:	Wyoming (1-16-16)
Had No Double-Digit Scorers:	at San Diego State (1-6-15)
Had Two 10+ Rebounders:	at USC (11-21-15) Tim Williams (15) & Obij Aget (11)
Scored 50 Points In 1st Half:	52 - Oral Roberts (12-1-15)
Scored 50 Points In 2nd Half:	51- at USC (11-21-15)
Scored 20 Or Fewer Points In 1st Half:	17 - Wyoming (3-7-15)
Scored 20 Or Fewer Points In 2nd Half:	15 - at #25 San Diego State (1-26-13)
Failed To Make a 3FG:	(0-10) - vs. Washington State (12-25-15)
Defeated a Ranked Team:	W, 66-53 vs. #24/#24 Colorado State (1-3-15)
Lost To a Ranked Team:	L, 70-58 at #11/#11 Purdue (12-5-15)
Won an OT Game:	W, 52-49 vs. Wyoming (3-7-15)
Lost an OT Game:	L, 78-71 at San Diego State (2-6-16)
Won a 2OT Game:	W, 97-94 vs. UAB (11-21-13)
Lost a 2OT Game:	L, 73-76 at Dayton (1-1-10)
Won a 3OT Game:	W, 104-99, Fresno State (3-8-96)
Lost a 3OT Game:	Never
As An Individual:	
Had a Triple-Double:	Luc Longley (17 pts, 14 rebs, 10 assts) vs. Penn State (3-28-90)
Had a Double-Double (Pts/Reb):	Obij Aget (12 pts & 14 rebs) Nevada (3-5-16)
Had a Double-Double (Pts/Asst):	Kendall Williams (11 pts & 10 assts) at Nevada (3-2-14)
Scored 20+ Pts with 10+ Rebs:	Elijah Brown (41 pts & 11 rebs) Fresno State (2-27-16)
Scored 30 Points:	Elijah Brown (41) Fresno State (2-27-16)
Scored 30 Points (MW Only):	Elijah Brown (41) Fresno State (2-27-16)
Scored 20 Points:	Elijah Brown (26) Boise State (2-17-16)
Scored 20 Points (MW Only):	Elijah Brown (26) Boise State (2-17-16)
Had 20 Rebounds:	Drew Gordon (20) UNLV (2-18-12)
Had 15 Rebounds:	Tim Williams (15) at USC (11-21-15)
Had 10 Assists:	Kendall Williams (10) at Nevada (3-2-14)
Had 5 Steals:	Demetrius Walker (5) Montana (12-20-11)
Had 5 Blocks:	Obij Aget (5) vs. Rice (12-19-15)

VERSUS NEW MEXICO

As A Team:

Scored 100 Points:	103 - New Mexico State (12-5-06)
Scored 90 Points:	92 - Fresno State (2-27-16)
Scored 80-89 Points:	83 - San Diego State (3-1-16)
Scored Less Than 50 Points:	49 - Wyoming (3-7-15)
Scored Less Than 40 Points:	38 - Wyoming (2-11-12)
Shot 50% Or Better:	55.1% (27-49) - San Diego State (3-1-16)
Shot Less Than 35%:	30.4% (17-56) - San Jose State (2-13-16)
Shot Less Than 30%:	27.6% (16-58) - Air Force (1-27-16)
Shot 50% 3FG Or Better:	60% (9-15) - San Diego State (3-1-16)
Shot Less Than 20% 3FG:	14.8% (4-27) - at San Diego State (2-6-16)
Made 10 Three-Pointers:	10 (of 24) - Fresno State (2-27-16)
Shot 75% On Free Throws:	83.3% (20-24) - San Diego State (3-1-16)
Shot Less Than 50% On FT's:	43.8% (7-16) - Boise State (2-17-16)
Had 50 Rebounds:	51 - at Purdue (12-5-15)
Had 20 Offensive Rebounds:	21 - at Fresno State (1-2-16)
Had 20 Assists:	27 - vs. Washington State (12-25-15)
Had 20 Turnovers:	21 - vs. BYU (12-23-15)
Had Less Than 10 Turnovers:	8 - Nevada (3-5-16)
Had 10 Steals:	12 - Fresno State (2-27-16)
Had 10 Blocks:	11 - at USC (11-21-15)
Had 30-Point and 20-Point Scorers:	Fresno State (2-27-16) Marvelle Harris (32) & Julien Lewis (21)
Had Two or More 20-Point Scorers:	at Air Force (2-20-16) Jacob Van (22) & Hayden Graham (21)
Had 6 Double-Digit Scorers:	TCU (2-25-12)
Had 5 Double-Digit Scorers:	UNLV (2-2-16)
Had No Double-Digit Scorers:	ULM (12-13-14)
Had Two 10+ Rebounders:	USC (11-30-14) Darion Clark (11) & Nikola Jovanovic (16)
Scored 50+ Points In 1st Half:	50 - UTEP (12-3-06)
Scored 50+ Points In 2nd Half:	51 - Fresno State (2-27-16)
Scored 20 Or Less Points In 1st Half:	18 - Utah State (1-9-16)
Scored 20 Or Less In 2nd Half:	19 - New Mexico State (12-3-14)
Scored 15 Or Less Points In 1st Half:	14 - Wyoming (3-7-15)
Failed To Make a 3FG:	(0-7) - New Mexico State (12-16-15)
As An Individual:	
Had a Double-Double (Pts/Reb):	Emmanuel Omogbo (18 pts & 13 rebs) at Colorado State (2-25-16)
Had a Double-Double (Pts/Asst):	Marvelle Harris (32 pts & 10 assts) Fresno State (2-27-16)
Had 20+ Points & 10+ Rebounds:	Shevon Thompson (21 pts & 19 rebs) George Mason (11-21-14)
Scored 30+ Points in Back-to-Back Games Vs. UNM:	Derrick Marks Boise State 31 points (1-18-15) & 30 points (2-24-15)
Scored 30 Points:	Marvelle Harris (32) - Fresno State (2-27-16)
Scored 30 Points (MW Only):	Marvelle Harris (32) - Fresno State (2-27-16)
Scored 20 Points:	Tyron Criswell (20) - Nevada (3-5-16)
Scored 20 Points (MW Only):	Tyron Criswell (20) - Nevada (3-5-16)
Had 20 Rebounds:	Ryan Watkins (22) - Boise State (1-21-14)
Had 15 Rebounds:	Stephen Zimmerman, Jr. (15) - at UNLV (1-12-16)
Had 10 Assists:	Marvelle Harris (10) - Fresno State (2-27-16)
Had 5 Steals:	Mikey Thompson (10) - at Boise State (1-30-16)
Had 5 Blocks:	Stephen Zimmerman, Jr., (21) - UNLV (2-2-16)

WISEPIES ARENA



WHAT THEY ARE SAYING

"What a terrific atmosphere for college basketball. Great building... Great history... 18,000 screaming fans. It's big time college hoops, baby!"
- Dick Vitale, ESPN

"I consider the game we played in Albuquerque in 1978 one of the most exciting of my career. The Pit is the toughest place to play because of their tremendous atmosphere."

-Jim Boeheim, Syracuse head coach

"When you go into a place like The Pit, there will be challenge different from a regular road game. The crowd can dictate the tempo and momentum. The Pit crowd forces you to be patient."

-Lute Olsen, former Arizona head coach

"A mile high but 37 feet underground, the Pit in Albuquerque has been the site of many mind-blowing college basketball games, including North Carolina State's upset of Houston in '83 and just about any New Mexico home game. The noise created by fans, which has been measured at 125 decibels -- the pain threshold for the human ear is 130 -- is a palpable force."

-Sports Illustrated

- Voted one of "The Top Five Loudest, Most Intimidating Places to Play" by NCAA.com
- Ranked in the top 20 sporting venues of the 20th century by Sports Illustrated
- USA Today ranked The Pit in its "Ten Great Places to Get Pumped for NCAA Action"
- According to Fox Sports, it's one of the top ten "old school" college basketball arenas in the country

ONE OF THE GREATEST GAMES EVER PLAYED

WisePies Arena aka The Pit was the site of one of the greatest college basketball games ever played. It hosted the 1983 national championship game that saw the NC State Wolfpack upset Hakeem Olajuwon, Clyde Drexler and the Houston Cougars. Coach Jimmy Valvano and the Wolfpack downed the Cougars on a last second put back by Lorenzo Charles. The iconic shot of the late Valvano running onto the court looking for a hug is one of the lasting images in college basketball history.

ABOUT WISEPIES ARENA

- Built in 1966 (\$1.4 million)
- Capacity of 15,411 (previously 18,018)
- \$60 million renovation was completed in 2010
- New floor installed before the 2013-14 season
- Seating includes 40 suites and a club area
- Officially named WisePies Arena on Dec. 1, 2014 after \$5 million gift for naming rights by local New Mexico business. It is still referred to as The Pit, its officially-recognized nickname.
- Less than 30 of 345 NCAA Division I basketball programs play in a college-only arena named after a business or organization founded or headquartered in its home state.
- The Lobos have averaged an astounding 15,410 fans the past 49 years, an amazing 95% of capacity
- Has ranked in the top 25 in attendance nationally every season since the 1966-67 season with 35 seasons in the top ten in the NCAA in attendance
- Led the Mountain West in attendance in 10 of the conference's 15 years of existence
- New Mexico's all-time winning percentage in WisePies Arena aka The Pit is over 81 percent.
- The floor is named Bob King Court in honor of the former head coach who led the Lobos from 1963 to 1972.

2015-16 BOX SCORES



GM #1: NEW MEXICO 86, TEXAS SOUTHERN 57
FRI., NOV. 13, 2015 * ALBUQUERQUE, N.M.



Texas Southern 57 • 0-1

#	Player	Total		3-Ptr		Rebounds			PF		TP		A TO		Blk	Stl	Min
		FG-FGA	FG-FGA	FT-FTA	FT-FTA	Off	Def	Tot	PF	TP	A TO	Blk	Stl	Min			
02	Thomas, Chris	f	2-8	0-2	3-7	2	2	4	2	7	2	4	0	1	29		
04	Rodriguez, Jose	f	3-5	0-1	1-2	0	1	1	3	7	3	4	0	1	24		
11	Riley, Malcolm	f	6-10	3-5	5-7	0	2	2	5	20	0	3	0	3	30		
24	Coleman, Orlando	f	2-8	1-4	0-0	2	5	7	3	5	0	1	0	2	34		
03	Blanks, David	g	2-9	1-5	2-3	1	2	3	2	7	3	3	0	2	20		
05	Bynum, Tyree	g	1-3	1-2	2-2	1	2	3	1	5	0	1	0	0	15		
20	Martin, Jerron	g	0-0	0-0	0-0	0	0	0	0	0	0	0	0	0	6		
25	Friar, Joshua	g	0-0	0-0	0-0	0	0	0	0	1	0	0	0	0	2		
33	Carey, Brian	g	1-6	0-2	2-2	1	1	2	2	4	2	2	0	0	26		
40	Davis II, Jermaine	g	0-0	0-0	2-3	1	0	1	4	2	0	1	0	0	14		
Team						1	0	1									
Totals			17-49	6-21	17-26	9	15	24	23	57	10	19	0	9	200		

FG % 1st Half: 9-26 34.6% 2nd half: 8-23 34.8% Game: 17-49 34.7%
 3FG % 1st Half: 4-13 30.8% 2nd half: 2-8 25.0% Game: 6-21 28.6%
 FT % 1st Half: 5-9 55.6% 2nd half: 12-17 70.6% Game: 17-26 65.4%

Deadball
Rebounds
4,2

New Mexico 86 • 1-0

#	Player	Total		3-Ptr		Rebounds			PF		TP		A TO		Blk	Stl	Min
		FG-FGA	FG-FGA	FT-FTA	FT-FTA	Off	Def	Tot	PF	TP	A TO	Blk	Stl	Min			
20	LOGWOOD, Sam	f	2-4	0-1	1-3	0	3	3	2	5	2	0	0	1	18		
32	WILLIAMS, Tim	f	7-8	0-0	3-4	1	4	5	2	17	0	0	2	0	29		
11	AGET, Obij	c	2-2	0-0	2-2	3	3	6	1	6	0	2	1	0	15		
01	NEAL, Cullen	g	8-15	2-6	4-4	0	2	2	1	22	4	3	0	2	31		
04	BROWN, Elijah	g	6-9	2-5	2-3	1	2	3	2	16	6	1	1	1	24		
12	HUNTER, Jordan	g	0-1	0-0	0-0	0	0	0	0	0	1	0	0	0	5		
12	WILLIAMS, Devon	g	0-0	0-0	2-4	0	3	3	3	2	0	0	0	0	14		
14	KUIPER, Dane	g	0-2	0-1	1-2	0	0	0	0	1	1	1	0	1	8		
21	ADAMS, Xavier	g	3-4	1-1	0-0	2	2	4	4	7	3	0	0	0	14		
23	FURSTINGER, Joe	g	2-2	0-0	1-2	0	2	2	4	5	1	2	1	1	16		
25	JACOBS, Tim	g	1-1	0-0	0-0	0	1	1	1	2	0	1	0	1	10		
31	MATHIS, Anthony	g	0-4	0-3	0-0	0	0	0	3	0	2	2	0	1	13		
33	SCEKIC, Nikola	g	1-2	0-0	1-1	1	2	3	2	3	0	1	0	0	3		
Team						0	3	3									
Totals			32-54	5-17	17-25	8	27	35	25	86	20	13	5	9	200		


FG % 1st Half: 21-29 72.4% 2nd half: 11-25 44.0% Game: 32-54 59.3%
 3FG % 1st Half: 3-8 37.5% 2nd half: 2-9 22.2% Game: 5-17 29.4%
 FT % 1st Half: 9-11 81.8% 2nd half: 8-14 57.1% Game: 17-25 68.0%

Deadball
Rebounds
5,1


Officials: Dan Chrisman, Doran Gotschall, Brad Ferrie
 Technical fouls: Texas Southern-None. New Mexico-None.
 Attendance: 12269

Score by periods	1st	2nd	Total
Texas Southern	27	30	57
New Mexico	54	32	86

Points	In	Off	2nd	Fast	Bench
TSUM	22	15	1	6	11
NM	50	27	12	18	20



GM #2: NEW MEXICO 83, NEW MEXICO STATE 74
SUN., NOV. 15, 2015 * LAS CRUCES, N.M.



New Mexico 83 • 2-0

#	Player	Total		3-Ptr		Rebounds			PF		TP		A TO		Blk	Stl	Min
		FG-FGA	FG-FGA	FT-FTA	FT-FTA	Off	Def	Tot	PF	TP	A TO	Blk	Stl	Min			
20	LOGWOOD, Sam	f	3-7	2-2	1-1	4	1	5	2	9	0	1	1	0	22		
32	WILLIAMS, Tim	f	4-8	0-0	0-0	2	2	4	4	8	0	1	1	0	16		
11	AGET, Obij	c	3-5	0-0	0-0	4	2	6	5	6	0	1	0	0	32		
01	NEAL, Cullen	g	6-16	2-5	4-4	0	5	5	3	18	2	3	0	0	36		
04	BROWN, Elijah	g	8-17	2-7	13-14	2	4	6	2	31	2	2	0	0	35		
04	HUNTER, Jordan	g	1-1	1-1	0-0	0	1	1	0	3	1	0	0	0	4		
12	WILLIAMS, Devon	g	0-1	0-0	2-2	0	0	0	0	1	2	0	1	0	14		
14	KUIPER, Dane	g	0-0	0-0	0-0	0	0	0	0	0	0	1	0	0	4		
21	ADAMS, Xavier	g	1-2	0-1	0-0	1	1	2	1	2	0	0	0	0	14		
23	FURSTINGER, Joe	g	1-1	0-0	0-0	0	2	2	4	2	0	1	0	0	9		
25	JACOBS, Tim	g	0-1	0-0	2-2	0	1	1	0	2	0	0	0	0	3		
31	MATHIS, Anthony	g	0-1	0-1	0-0	0	0	0	1	0	0	0	0	1	3		
33	SCEKIC, Nikola	g	0-0	0-0	0-0	0	1	1	4	0	0	1	0	0	8		
Team						1	3	4									
Totals			27-60	7-17	22-23	14	23	37	27	83	5	12	2	1	200		

FG % 1st Half: 11-28 39.3% 2nd half: 16-32 50.0% Game: 27-60 45.0%
 3FG % 1st Half: 3-8 37.5% 2nd half: 4-9 44.4% Game: 7-17 41.2%
 FT % 1st Half: 14-15 93.3% 2nd half: 8-8 100.0% Game: 22-23 95.7%

Deadball
Rebounds
1

New Mexico State 74 • 1-1

#	Player	Total		3-Ptr		Rebounds			PF		TP		A TO		Blk	Stl	Min
		FG-FGA	FG-FGA	FT-FTA	FT-FTA	Off	Def	Tot	PF	TP	A TO	Blk	Stl	Min			
43	Siakam, Pascal	f	8-16	0-1	7-12	3	5	8	3	23	1	2	4	1	39		
21	Bhullar, Tanveer	c	2-4	0-1	5-6	6	3	9	1	9	0	2	0	0	32		
02	Huggins, Braxton	g	5-13	1-7	3-4	1	3	4	4	14	1	0	0	0	22		
04	Baker, Ian	g	6-15	3-10	4-4	0	1	1	2	19	2	0	0	0	38		
05	Taylor, Matt	g	2-5	1-1	0-0	3	2	5	4	5	1	2	0	1	29		
10	Browne, Rashawn	g	0-2	0-1	0-0	0	1	1	0	0	0	0	0	1	4		
15	Esparza, Rene	g	0-1	0-1	0-0	0	0	0	0	2	0	0	0	0	8		
20	Ndir, Sidy	g	0-2	0-2	0-0	0	0	0	0	2	0	1	0	0	3		
22	Chuha, Eli	g	0-1	0-0	0-0	0	1	1	1	0	0	1	0	0	9		
35	Pennie, Jalyn	g	2-3	0-0	0-0	2	2	4	0	4	1	0	0	0	16		
Team						0	1	1									
Totals			25-62	5-24	19-26	15	19	34	20	74	7	9	4	3	200		

FG % 1st Half: 12-26 46.2% 2nd half: 13-36 36.1% Game: 25-62 40.3%
 3FG % 1st Half: 3-10 30.0% 2nd half: 2-14 14.3% Game: 5-24 20.8%
 FT % 1st Half: 11-14 78.6% 2nd half: 8-12 66.7% Game: 19-26 73.1%

Deadball
Rebounds
6

Officials: Randy McCall, David Hall, Eric Curry
 Technical fouls: New Mexico-None. New Mexico State-None.
 Attendance: 6796

At 11:16 in the second half UNM injured player caused an 14 min delay

Score by periods	1st	2nd	Total
New Mexico	39	44	83
New Mexico State	38	36	74

Points	In	Off	2nd	Fast	Bench
NM	16	15	20	0	11
NMSU	26	10	21	0	4



GM #3: NEW MEXICO 75, LOYOLA-CHICAGO 51
WED., NOV. 18, 2015 * ALBUQUERQUE, N.M.



Loyola-Chicago 51 • 2-1

#	Player		Total		3-Ptr		Rebounds			PF	TP	A	TO	Blk	Stl	Min
			FG-FGA	FG-FGA	FT-FTA	Off	Def	Tot								
00	Ingram, Donte	f	1-9	0-2	0-0	2	4	6	0	2	1	0	0	0	22	
24	James, Montel	f	2-8	0-1	4-6	3	3	6	1	8	0	2	0	1	27	
02	Peterson, Earl	g	4-8	1-2	0-1	0	0	0	3	9	1	0	0	0	25	
04	Turk, Devon	g	5-13	1-5	0-0	0	1	1	3	11	0	1	0	1	28	
35	Doyle, Milton	g	1-9	0-1	1-4	2	2	4	3	3	6	5	1	1	31	
05	Adgei, Pernell	g	1-1	0-0	1-1	0	0	0	2	3	0	0	0	0	4	
12	Rajala, Julius	g	1-1	0-0	0-0	1	1	2	1	2	0	0	0	0	12	
13	Lisha, Glorind	g	1-1	1-1	0-0	0	0	0	0	3	0	0	0	0	1	
14	Richardson, Ben	g	1-4	1-3	2-2	0	2	2	2	5	2	1	0	2	21	
23	White, Jeff	g	2-3	1-2	0-0	0	0	0	2	5	1	0	0	1	18	
31	Kirby, Maurice	g	0-3	0-0	0-0	0	0	0	2	0	0	1	0	0	9	
33	Kennedy, Cal	g	0-0	0-0	0-0	0	0	0	0	0	0	0	0	0	2	
	Team					4	0	4								
Totals			19-60	5-17	8-14	12	13	25	17	51	11	10	1	6	200	

2015-16 BOX SCORES



GM #5: NEW MEXICO 75, NICHOLLS STATE 63 WED., NOV. 25, 2015 * ALBUQUERQUE, N.M.



Nicholls State 63 • 1-3

#	Player	Total		3-Ptr		Rebounds			PF	TP	A TO Blk Stl				Min
		FG-FGA	FG-FGA	FT-FTA	Off Def Tot	PF	TP	A TO Blk Stl							
14	Frye, Ja'Dante'	f	7-18	1-5	7-8	3	4	7	0	22	1	2	0	3	35
44	Kamber, Luka	f	2-10	2-10	0-0	1	3	4	1	6	1	1	0	0	31
24	Thomas, Liam	c	1-5	0-3	0-0	0	4	4	4	2	2	0	1	0	23
05	O'Neal, Tre	g	0-2	0-0	1-2	1	0	1	1	1	4	2	0	1	25
22	Carpenter, T.J.	g	4-8	2-6	0-0	0	3	3	3	10	1	1	0	0	14
01	Nelson, Marquis	g	0-1	0-1	0-0	0	0	0	0	0	0	0	0	0	2
02	Caudill, Kyle	g	2-5	0-0	0-2	1	2	3	4	4	0	1	0	0	9
10	Young, Zach	g	0-0	0-0	0-0	0	1	1	0	0	1	0	0	0	2
11	Ward, Adam	g	1-4	0-0	0-2	2	3	5	1	2	1	1	2	0	15
13	Bell, Johnathan	g	3-8	3-5	4-5	2	3	5	3	13	1	2	0	2	22
17	Rillieux, Shane	g	0-1	0-0	0-0	0	1	1	2	0	1	1	0	0	15
23	Thomas, Quinton	g	1-2	1-2	0-0	0	1	1	1	3	0	1	0	0	7
Team						1	3	4	1						
Totals			21-64	9-32	12-19	11	28	39	21	63	13	12	3	6	200

FG % 1st Half: 13-32 40.6% 2nd half: 8-32 25.0% Game: 21-64 32.8%
 3FG % 1st Half: 6-15 40.0% 2nd half: 3-17 17.6% Game: 9-32 28.1%
 FT % 1st Half: 3-4 75.0% 2nd half: 9-15 60.0% Game: 12-19 63.2%

Deadball
Rebounds
2,1

New Mexico 75 • 4-1

#	Player	Total		3-Ptr		Rebounds			PF	TP	A TO Blk Stl				Min
		FG-FGA	FG-FGA	FT-FTA	Off Def Tot	PF	TP	A TO Blk Stl							
20	LOGWOOD, Sam	f	2-4	1-2	1-2	1	3	4	2	6	2	4	1	2	19
32	WILLIAMS, Tim	f	3-8	0-0	4-4	3	9	12	1	10	2	1	0	1	29
11	AGET, Obij	c	3-3	0-0	3-4	2	6	8	1	9	0	0	0	0	16
01	NEAL, Cullen	g	5-18	2-9	0-2	0	3	3	3	12	5	1	0	1	29
04	BROWN, Elijah	g	5-12	2-9	6-6	2	7	9	2	18	5	2	0	2	30
03	HUNTER, Jordan	g	1-1	0-0	0-0	0	1	1	0	2	0	1	0	0	2
14	KUIPER, Dane	g	0-1	0-1	0-0	0	0	0	1	0	1	0	0	0	6
21	ADAMS, Xavier	g	2-5	0-2	0-0	1	1	2	3	4	0	1	0	1	8
23	FURSTINGER, Joe	g	2-3	0-0	0-0	0	0	0	3	4	0	0	3	2	25
25	JACOBS, Tim	g	0-0	0-0	1-2	0	2	2	1	1	3	0	0	0	13
31	MATHIS, Anthony	g	2-7	1-6	2-3	0	1	1	2	7	1	1	0	0	14
33	SCEKIC, Nikola	g	1-1	0-0	0-0	0	0	0	1	2	1	0	0	0	9
Team						1	2	3	1						
Totals			26-63	6-29	17-23	10	35	45	21	75	20	11	4	9	200

FG % 1st Half: 11-28 39.3% 2nd half: 15-35 42.9% Game: 26-63 41.3%
 3FG % 1st Half: 3-16 18.8% 2nd half: 3-13 23.1% Game: 6-29 20.7%
 FT % 1st Half: 14-16 87.5% 2nd half: 3-7 42.9% Game: 17-23 73.9%

Deadball
Rebounds
4,2

Officials: David Hall, Ronnie Hernandez, Winston Stith
 Technical fouls: Nicholls State-Carpenter, T.J. 2. New Mexico-ADAMS, Xavier;
 BROWN, Elijah.
 Attendance: 12383

Score by periods	1st	2nd	Total
Nicholls State	35	28	63
New Mexico	39	36	75

Points	In	Off	2nd	Fast	Bench
NICH	20	12	9	7	22
NM	34	14	7	22	20



GM #6: NEW MEXICO 91, ORAL ROBERTS 75 TUE., DEC. 1, 2015 * ALBUQUERQUE, N.M.



Oral Roberts 75 • 6-2

#	Player	Total		3-Ptr		Rebounds			PF	TP	A TO Blk Stl				Min
		FG-FGA	FG-FGA	FT-FTA	Off Def Tot	PF	TP	A TO Blk Stl							
05	Brandon Conley	f	8-12	0-0	0-0	6	6	12	1	16	1	4	2	0	28
44	Albert Owens	c	1-5	0-0	0-0	0	2	2	3	2	0	1	1	0	22
02	Aaron Anderson	g	2-5	0-1	3-4	0	9	9	5	7	5	6	0	2	26
10	Jalen Bradley	g	4-11	1-5	2-2	1	2	4	2	11	4	0	0	2	27
15	Obi Emegano	g	8-21	2-5	7-7	2	2	4	4	25	0	3	1	2	40-
00	Aaron Young	g	1-4	0-2	0-0	1	0	1	2	2	0	0	0	0	13
01	DaQuan Jeffries	g	2-5	1-2	0-0	2	0	2	4	5	1	1	2	0	25
03	Kris Martin	g	1-3	1-1	4-6	0	4	4	2	7	1	1	0	1	14
20	Tre Vance	g	0-0	0-0	0-0	1	0	1	1	0	0	0	0	0	1
33	Darian Harris	g	0-1	0-1	0-0	0	0	0	0	0	0	0	0	0	4
Team						0	1	1							
Totals			27-67	5-17	16-19	13	25	38	24	75	12	16	6	7	200

FG % 1st Half: 10-32 31.3% 2nd half: 17-35 48.6% Game: 27-67 40.3%
 3FG % 1st Half: 2-11 18.2% 2nd half: 3-6 50.0% Game: 5-17 29.4%
 FT % 1st Half: 5-6 83.3% 2nd half: 11-13 84.6% Game: 16-19 84.2%

Deadball
Rebounds
1,2

New Mexico 91 • 5-1

#	Player	Total		3-Ptr		Rebounds			PF	TP	A TO Blk Stl				Min
		FG-FGA	FG-FGA	FT-FTA	Off Def Tot	PF	TP	A TO Blk Stl							
20	LOGWOOD, Sam	f	2-5	1-2	1-2	1	1	2	3	6	1	0	1	1	23
32	WILLIAMS, Tim	f	10-15	0-0	3-6	2	10	12	0	23	0	3	2	1	34
11	AGET, Obij	c	2-3	0-0	2-2	1	2	3	4	6	0	4	0	0	21
01	NEAL, Cullen	g	10-20	4-7	5-6	0	2	2	2	29	7	4	0	1	35
04	BROWN, Elijah	g	5-12	4-9	1-2	2	5	7	2	15	5	1	0	2	34
03	HUNTER, Jordan	g	1-2	0-1	0-0	0	0	0	0	2	1	0	0	0	4
14	KUIPER, Dane	g	0-0	0-0	0-0	0	1	1	2	0	1	0	0	0	3
21	ADAMS, Xavier	g	0-2	0-0	0-0	0	0	0	3	0	2	0	0	0	13
23	FURSTINGER, Joe	g	0-3	0-0	1-2	3	2	5	2	1	0	0	0	0	8
25	JACOBS, Tim	g	2-2	0-0	2-2	0	2	2	1	6	4	1	0	1	14
31	MATHIS, Anthony	g	1-1	1-1	0-0	0	0	0	1	3	1	0	0	0	7
33	SCEKIC, Nikola	g	0-2	0-0	0-0	0	0	0	0	0	0	0	0	0	4
Team						1	2	3							
Totals			33-67	10-20	15-22	10	27	37	20	91	22	13	3	6	200

FG % 1st Half: 20-34 58.8% 2nd half: 13-33 39.4% Game: 33-67 49.3%
 3FG % 1st Half: 8-11 72.7% 2nd half: 2-9 22.2% Game: 10-20 50.0%
 FT % 1st Half: 4-5 80.0% 2nd half: 11-17 64.7% Game: 15-22 68.2%

Deadball
Rebounds
4,2

Officials: Michael Irving, Steve Olson, Randy Heimerman
 Technical fouls: Oral Roberts-None. New Mexico-None.
 Attendance: 11585

Score by periods	1st	2nd	Total
Oral Roberts	27	48	75
New Mexico	52	39	91

Points	In	Off	2nd	Fast	Bench
ORU	34	16	14	17	14
NM	36	16	7	31	12



GM #7: PURDUE 70, NEW MEXICO 58 SAT., DEC. 5, 2015 * WEST LAFAYETTE, IND.



New Mexico 58 • 5-2

#	Player	Total		3-Ptr		Rebounds			PF	TP	A TO Blk Stl				Min
		FG-FGA	FG-FGA	FT-FTA	Off Def Tot	PF	TP	A TO Blk Stl							
20	LOGWOOD, Sam	f	0-2	0-1	0-0	1	3	4	5	0	1	2	0	2	27
32	WILLIAMS, Tim	f	3-12	0-0	2-2	1	6	7	2	8	1	1	2	1	37
11	AGET, Obij	c	3-3	0-0	1-2	0	2	2	5	7	0	1	1	0	10
01	NEAL, Cullen	g	6-16	2-6	2-3	0	3	3	4	16	5	3	0	1	32
04	BROWN, Elijah	g	6-12	3-5	6-7	0	4	4	2	21	3	5	0	1	34
03	HUNTER, Jordan	g	0-1	0-0	0-1	0	0	0	0	3	1	0	1	1	9
21	ADAMS, Xavier	g	0-2	0-1	0-0	1	2	3	1	0	1	1	0	1	6
23	FURSTINGER, Joe	g	1-4	0-0	0-2	0	0	0	3	2	0	0	1	1	18
25	JACOBS, Tim	g	0-0	0-0	0-0	0	2	2	1	0	1	1	0	0	6
31	MATHIS, Anthony	g	0-0	0-0	0-0	0	2	2	0	0	0	1	0	1	7
33	SCEKIC, Nikola	g	2-2	0-0	0-0	0	1	1	4	4	0	3	0	0	14
Team						0	0	0							
Totals			21-54	5-13	11-17	3	25	28	27	58	15	19	4	9	200

FG % 1st Half: 10-29 34.5% 2nd half: 11-25 44.0% Game: 21-54 38.9%
 3FG % 1st Half: 2-6 33.3% 2nd half: 3-7 42.9% Game: 5-13 38.5%
 FT % 1st Half: 3-6 50.0% 2nd half: 8-11 72.7% Game: 11-17 64.7%

Deadball
Rebounds
2,1

Purdue 70 • 8-0

#	Player	Total
---	--------	-------



New Mexico State 61 • 5-5

#	Player	Total		3-Ptr		Rebounds			PF	TP	A TO Blk			Stl	Min
		FG-FGA	FG-FGA	FT-FTA	Off	Def	Tot	A			TO	Blk	Stl		
11	Wilkins, Johnathon	f	4-9	0-0	0-0	0	0	0	2	8	3	1	0	0	29
43	Siakam, Pascal	f	9-13	0-0	3-6	0	4	4	4	21	0	0	1	1	29
04	Baker, Ian	g	2-4	0-1	0-0	0	1	1	0	4	2	1	0	0	10
05	Taylor, Matt	f	2-3	0-0	2-4	0	2	2	4	6	1	1	0	0	21
35	Pennie, Jalyn	g	1-6	0-0	0-0	3	1	4	3	2	4	1	3	0	32
02	Huggins, Braxton		0-2	0-1	2-2	0	0	0	0	2	0	0	0	0	3
10	Browne, Rashawn		1-3	0-1	1-6	0	2	2	2	3	5	2	0	1	26
15	Esparza, Rene		1-4	0-3	1-4	0	1	1	0	3	1	1	0	1	9
20	Ndir, Sidy		0-2	0-1	2-2	0	2	2	0	2	0	0	0	0	19
21	Bhullar, Tanveer		4-7	0-0	1-3	2	7	9	0	9	1	2	1	0	14
22	Chuha, Eli		0-0	0-0	1-2	0	1	1	0	1	0	1	0	1	8
	Team					1	1	2							
	Totals		24-53	0-7	13-29	6	22	28	15	61	17	10	5	4	200

FG % 1st Half: 13-24 54.2% 2nd half: 11-29 37.9% Game: 24-53 45.3% Deadball Rebounds 7.2
3FG % 1st Half: 0-4 0.0% 2nd half: 0-3 0.0% Game: 0-7 0.0%
FT % 1st Half: 6-10 60.0% 2nd half: 7-19 36.8% Game: 13-29 44.8%

New Mexico 79 • 7-2

#	Player	Total		3-Ptr		Rebounds			PF	TP	A TO Blk Stl			Min	
		FG-FGA	FG-FGA	FT-FTA	Off	Def	Tot	A			TO	Blk	Stl		
20	LOGWOOD, Sam	f	2-5	1-3	5-8	1	3	4	2	10	2	0	0	0	22
32	WILLIAMS, Tim		9-15	0-0	0-0	0	3	4	3	18	1	3	1	2	33
11	AGET, Obj	c	3-3	0-0	1-1	0	1	1	3	7	0	0	0	2	22
01	NEAL, Cullen	g	4-11	3-7	2-2	0	4	4	2	13	9	3	0	1	34
04	BROWN, Elijah	g	7-14	3-6	3-5	1	7	8	1	20	6	2	0	1	34
03	HUNTER, Jordan		0-2	0-0	0-0	0	1	1	1	0	0	0	0	1	3
14	KUIPER, Dane		1-2	0-0	0-0	0	3	3	2	2	1	0	0	0	7
21	ADAMS, Xavier		2-4	0-1	1-1	1	1	2	2	5	0	1	0	0	11
23	FURSTINGER, Joe		0-1	0-0	0-0	0	0	0	4	0	0	0	0	0	12
25	JACOBS, Tim		0-0	0-0	0-0	0	1	1	2	0	1	0	0	0	5
31	MATHIS, Anthony		1-4	0-3	0-0	0	0	0	1	2	0	0	0	0	5
33	SCEKIC, Nikola		1-2	0-0	0-0	1	0	1	3	2	0	2	0	0	12
	Team					4	4	8							
Totals			30-63	7-20	12-17	11	29	40	26	79	20	11	3	6	200

FG % 1st Half: 12-31 38.7% 2nd half: 18-32 56.3% Game: 30-63 47.6% Deadball Rebounds 3.3
3FG % 1st Half: 4-13 30.8% 2nd half: 3-7 42.9% Game: 7-20 35.0%
FT % 1st Half: 10-14 71.4% 2nd half: 2-3 66.7% Game: 12-17 70.6%

Officials: David Hall, Verne Harris, Kelly Self
Technical fouls: New Mexico State-None. New Mexico-None.
Attendance: 15362

Score by periods	1st	2nd	Total
New Mexico State	32	29	61
New Mexico	38	41	79

Points	In	Off	2nd	Fast	Bench
NMSU	36	6	8	4	20
NM	34	8	13	8	11



Rice 90 • 5-6

#	Player	Total	FG-FTA	FG-FGA	FT-FTA	Rebounds	Off	Def	Total	PF	TP	A	TO	Blk	Stl	Min
04	KOULECHOV, Egor	10-16	6-10	6-7	1 4 5	1	4	5	1	32	3	2	1	2	39	
54	DRONE, Andrew	2-4	0-0	2-3	2 0 2	4	6	2	0	0	0	2	0	0	0	22
01	GUERCY, Max	1-7	0-1	4-4	1 1 2	4	6	1	2	4	6	1	2	0	0	25
02	EVANS, Marcus	8-18	1-7	4-6	2 6 8	5	21	4	5	0	2	31				
15	MENCY, Bishop	1-6	1-5	0-0	0 3 3	1	3	1	3	1	1	1	1	0	30	
00	CASHAW, Connor	5-7	3-4	1-2	0 1 1	3	14	3	2	0	2	29				
12	LETCHER-ELLIS, M.	2-6	0-0	3-3	1 5 6	5	7	1	1	0	4	19				
32	SMITH, Amir	0-0	0-0	1-2	0 1 1	1	1	1	1	0	0	0	0	0	1	5
Team					2 1 3											
Totals		29-64	11-27	21-27	9 22 31	24	90	15	13	2	11	200				

FG % 1st Half: 13-31 41.9% 2nd half: 16-33 48.5% Game: 29-64 45.3% Deadball Rebounds 3.3
3FG % 1st Half: 6-14 42.9% 2nd half: 5-13 38.5% Game: 11-27 40.7%
FT % 1st Half: 6-7 85.7% 2nd half: 15-20 75.0% Game: 21-27 77.8%

New Mexico 89 • 7-3

#	Player	Total			3-Ptr		Rebounds			PF	TP	A TO Blk			Stl	Min
		FG-FGA	FG-FGA	FT-FTA	Off	Def	Tot	A	TO			Blk				
20	LOGWOOD, Sam	f	1-2	1-2	1-2	0	3	3	2	4	2	1	0	2	31	
32	WILLIAMS, Tim	f	9-12	0-0	0-0	4	5	9	0	18	2	2	1	0	31	
11	AGET, Obj	c	3-5	0-0	5-8	2	5	7	2	11	2	2	2	5	22	
01	NEAL, Cullen	g	6-11	2-3	2-5	1	1	2	5	16	7	5	0	1	25	
04	BROWN, Elijah	g	5-13	3-9	8-9	0	5	5	2	21	3	3	0	1	30	
03	HUNTER, Jordan		2-4	1-3	0-0	0	1	1	2	5	1	3	0	0	6	
14	KUIPER, Dane		1-2	0-0	0-0	0	0	0	0	2	0	0	0	0	4	
21	ADAMS, Xavier		0-0	0-0	3-4	1	2	3	4	3	3	0	1	0	13	
23	FURSTINGER, Joe		1-2	0-0	3-4	1	4	5	4	5	0	1	1	1	13	
25	JACOBS, Tim		0-1	0-0	0-0	0	1	1	1	0	2	1	0	2	10	
31	MATHIS, Anthony		0-3	0-2	0-0	0	1	1	0	0	1	0	0	0	7	
33	SCEKIC, Nikola		2-4	0-0	0-0	1	0	1	0	4	0	0	0	1	8	
Team						1	1	2								
Totals			30-59	7-19	22-32	11	29	40	22	89	23	18	8	8	200	

FG % 1st Half: 15-28 53.6% 2nd half: 15-31 48.4% Game: 30-59 50.8% Deadball Rebounds 3
3FG % 1st Half: 5-12 41.7% 2nd half: 2-7 28.6% Game: 7-19 36.8%
FT % 1st Half: 9-13 69.2% 2nd half: 13-19 68.4% Game: 22-32 68.8%

Officials: Tom O'Neill, Kevin Brill, Ryan Holmes
Technical fouls: Rice-None. New Mexico-WILLIAMS, Tim.
Attendance: 12507

Score by periods	1st	2nd	Total
Rice	38	52	90
New Mexico	44	45	89

Points	In	Off	2nd	Fast	Bench
RICE	30	28	9	23	22
NM	34	16	8	8	19



Auburn 83 • 6-3, 1-0 HADHC

#	Player	Total		3-Ptr		Rebounds			PF	TP	A TO Blk			Stl	Min
		FG-FGA	FG-FGA	FT-FTA	Off	Def	Tot	A			TO	Blk			
00	Spencer,Horace	*	2-3	0-0	2-3	0	5	5	4	6	0	4	3	2	23
01	Canty,Kareem	*	9-21	5-14	4-4	1	0	1	2	27	7	2	0	3	33
04	Dunans,T.J.		6-7	1-2	7-10	0	3	3	3	20	2	2	1	2	33
12	Harris,Tyler		2-5	0-0	0-0	1	2	3	4	4	0	2	0	1	11
23	Lang,TJ	*	2-6	2-5	0-0	0	1	1	2	6	1	1	0	0	24
02	Brown,Bryce		1-6	1-5	0-0	1	0	1	1	3	2	2	0	1	16
05	Bowers,Cinmeon		4-8	0-2	4-7	2	10	12	3	12	0	3	1	0	30
25	Granger,Jordan		2-2	1-1	0-0	0	2	2	1	5	0	0	0	1	13
30	Waddell,Devin		0-0	0-0	0-0	1	3	4	3	0	1	1	0	1	15
44	Williams,New		0-1	0-1	0-0	1	0	1	0	0	0	0	0	0	2
	Team					0	0	0							
Totals			28-59	10-30	17-24	7	26	33	23	83	13	17	5	11	200

FG % 1st Half: 14-33 42.4% 2nd half: 14-26 53.8% Game: 28-59 47.5% Deadball Rebounds 3
3FG % 1st Half: 6-18 33.3% 2nd half: 1-12 33.3% Game: 10-30 33.3%
FT % 1st Half: 7-9 77.8% 2nd half: 10-15 66.7% Game: 17-24 70.8%

New Mexico 78 • 7-4, 0-1 HADHC

#	Player	Total		3-Ptr		Rebounds			PF	TP	A TO Blk			Stl	Min
		FG-FGA	FG-FGA	FT-FTA	Off	Def	Tot	A			TO	Blk			
01	NEAL, Cullen	* 6-17	4-10	5-6	0	3	3	4	21	3	4	0	2	38	
04	BROWN, Elijah	* 10-17	6-9	7-9	0	7	7	4	33	0	5	0	1	35	
11	AGET, Obj	* 2-2	0-0	3-4	2	7	9	2	7	0	2	2	0	34	
20	LOGWOOD, Sam	* 2-6	0-2	1-1	1	3	4	4	5	3	6	0	1	34	
32	WILLIAMS, Tim	* 4-9	0-0	2-5	0	4	4	3	10	2	0	0	0	34	
21	ADAMS, Xavier	0-0	0-0	0-2	0	0	0	2	0	0	1	0	0	6	
23	FURSTINGER, Joe	0-2	0-1	0-0	1	1	2	1	0	0	1	0	1	13	
25	JACOBS, Tim	0-0	0-0	0-0	0	0	0	0	0	0	1	0	0	3	
31	MATHIS, Anthony	1-1	0-0	0-0	0	1	1	1	2	0	0	0	0	3	
Team					1	1	2				2				
Totals		25-54	10-22	18-27	5	27	32	21	78	8	22	2	5	200	

FG % 1st Half: 9-30 30.0% 2nd half: 16-24 66.7% Game: 25-54 46.3% Deadball Rebounds 7.1
3FG % 1st Half: 6-14 42.9% 2nd half: 4-8 50.0% Game: 10-22 45.5%
FT % 1st Half: 12-18 66.7% 2nd half: 6-9 66.7% Game: 18-27 66.7%

Officials: Don Daly, Rick Batshel, Tommy Short
Technical fouls: Auburn-Bowers,Cinmeon. New Mexico-None.
Attendance:

</



New Mexico 59 • 7-6, 0-3 HADHC

#	Player	Total		3-Ptr	Rebounds			PF	TP	A TO Blk Stl				Min
		FG-FGA	FT-FTA		Off	Def	Tot			A	TO	Blk	Stl	
01	NEAL, Cullen	* 0-3	0-1	0-0	0	0	0	1	0	0	5	0	0	8
04	BROWN, Elijah	* 4-14	0-4	7-8	1	6	7	2	15	2	5	0	1	35
11	AGET, Obij	* 2-5	0-0	0-0	4	2	6	2	4	1	4	2	1	32
20	LOGWOOD, Sam	* 3-6	0-1	0-0	0	4	4	1	6	3	0	0	0	26
32	WILLIAMS, Tim	* 6-11	0-0	4-5	0	1	1	4	16	1	1	1	2	34
03	HUNTER, Jordan	3-6	0-3	4-5	0	2	2	0	10	2	0	0	1	28
14	KUIPER, Dane	0-1	0-0	0-0	0	0	0	0	0	0	0	1	0	2
21	ADAMS, Xavier	1-2	0-1	2-4	1	2	3	1	4	0	0	0	2	11
23	FURSTINGER, Joe	0-1	0-0	2-2	0	1	1	0	2	0	1	1	0	7
05	HUNTER, Jordan	0-0	0-0	0-0	0	0	0	0	0	0	2	1	0	4
33	MATHIS, Anthony	0-0	0-0	0-0	0	0	0	1	0	1	0	0	0	5
33	SCEKIC, Nikola	1-1	0-0	0-0	0	0	0	0	2	0	0	0	0	8
Team														200
Totals		20-50	0-10	19-24	7	21	28	12	59	10	18	6	7	

FG % 1st Half: 11-25 44.0% 2nd half: 9-25 36.0% Game: 20-50 40.0% Deadball Rebounds 6,1
3FG % 1st Half: 0-5 0.0% 2nd half: 0-5 0.0% Game: 0-10 0.0%
FT % 1st Half: 12-13 92.3% 2nd half: 7-11 63.6% Game: 19-24 79.2%

Washington State 82 • 8-4, 1-2 HADHC

#	Player	Total		3-Ptr	Rebounds			PF	TP	A TO Blk Stl				Min
		FG-FGA	FT-FTA		Off	Def	Tot			A	TO	Blk	Stl	
02	Iroegbu, Ike	* 7-9	3-5	0-1	0	1	1	1	17	11	5	0	0	30
23	Callison, Charles	* 4-6	2-2	0-0	0	3	3	4	10	4	2	0	3	31
24	Hawkinson, Josh	* 8-15	1-1	2-2	1	9	10	3	19	4	1	1	0	26
32	Johnson, Que	* 6-9	2-4	0-0	1	2	3	3	14	3	1	0	1	28
45	Izundu, Valentine	* 3-6	0-0	4-7	3	0	3	2	10	2	2	0	0	27
00	King, Derrien	2-8	2-5	1-2	0	3	3	2	7	1	2	0	1	25
01	Suggs, Renard	0-1	0-1	0-0	0	1	1	0	0	0	0	0	0	4
03	Redding, Ny	0-0	0-0	0-0	0	0	0	0	0	0	0	0	0	2
15	Longrus, Junior	1-2	0-0	0-0	2	0	2	2	2	2	1	0	1	16
22	Franks, Robert	1-1	1-1	0-0	0	0	0	1	3	0	0	0	0	1
33	Boese, Brett	0-1	0-1	0-0	0	1	1	2	0	0	0	0	0	5
42	Clifford, Conor	0-1	0-0	0-0	0	0	0	0	0	0	0	0	0	5
Team														200
Totals		32-59	11-20	7-12	7	22	29	20	82	27	15	3	6	

FG % 1st Half: 17-31 54.8% 2nd half: 15-28 53.6% Game: 32-59 54.2% Deadball Rebounds 3
3FG % 1st Half: 5-11 45.5% 2nd half: 6-9 66.7% Game: 11-20 55.0%
FT % 1st Half: 4-8 50.0% 2nd half: 3-4 75.0% Game: 7-12 58.3%

Officials: Duke Edsall, Alfred Smith, Todd Apo
Technical fouls: New Mexico-None. Washington State-None.
Attendance: 1:52 Total Time

Score by periods	1st	2nd	Total									
New Mexico	34	25	59	Points	In	Off	2nd	Fast				
Washington State	43	39	82	NM	Paint	T/O	Chance	Break	Bench			
				WSU	30	8	4	4	18			
					28	26	7	12	12			



Nevada 76 • 8-5, 0-1 MW

#	Player	Total		3-Ptr	Rebounds			PF	TP	A TO Blk Stl				Min
		FG-FGA	FT-FTA		Off	Def	Tot			A	TO	Blk	Stl	
00	OLIVER, Cameron	r 4-8	0-0	0-1	5	4	9	5	8	0	4	4	0	25
12	FOSTER, Elijah	r 3-4	0-0	1-2	2	2	4	5	7	1	0	0	0	22
15	FENNER, D.J.	r 4-10	3-6	5-6	0	1	1	3	16	1	1	1	1	30
01	COLEMAN, Marqueeze	g 8-16	0-3	10-13	0	1	1	4	26	5	4	0	5	34
14	DREW, Lindsey	g 2-4	0-0	0-0	0	4	4	5	4	1	3	0	4	21
02	CRISWELL, Tyron	2-8	0-1	4-6	4	1	5	2	8	1	4	1	1	29
04	ANDERSON, Juwan	0-0	0-0	0-0	0	0	0	0	0	0	1	0	0	2
05	RODRIGUEZ, Kaileb	1-1	0-0	2-2	0	0	0	2	4	0	0	0	0	6
21	COOPER, Eric Jr.	1-6	1-5	0-0	0	4	4	2	3	3	2	1	2	27
34	STIVRINS, Lucas	0-0	0-0	0-0	0	0	0	2	0	0	0	0	0	4
Team														200
Totals		25-57	4-15	22-30	11	19	30	30	76	12	19	7	13	

FG % 1st Half: 11-32 34.4% 2nd half: 14-25 56.0% Game: 25-57 43.9% Deadball Rebounds 6
3FG % 1st Half: 3-7 42.9% 2nd half: 1-8 12.5% Game: 4-15 26.7%
FT % 1st Half: 8-11 72.7% 2nd half: 14-19 73.7% Game: 22-30 73.3%

New Mexico 88 • 8-6, 1-0 MW

#	Player	Total		3-Ptr	Rebounds			PF	TP	A TO Blk Stl				Min
		FG-FGA	FT-FTA		Off	Def	Tot			A	TO	Blk	Stl	
20	LOGWOOD, Sam	r 1-5	1-2	2-4	3	2	5	4	5	2	2	1	2	30
32	WILLIAMS, Tim	r 9-13	0-0	2-2	2	2	4	4	20	1	2	0	1	25
11	AGET, Obij	c 7-9	0-0	0-1	6	5	11	2	14	0	2	3	3	33
01	NEAL, Cullen	g 3-13	1-4	4-6	0	2	2	3	11	6	5	0	1	38
04	BROWN, Elijah	g 4-12	1-5	15-15	1	4	5	2	24	4	5	0	3	37
03	HUNTER, Jordan	0-1	0-0	0-0	0	0	0	2	0	2	1	0	0	9
21	ADAMS, Xavier	4-6	0-0	6-8	2	3	5	3	14	2	2	0	0	20
23	FURSTINGER, Joe	0-1	0-0	0-0	0	2	2	1	0	0	0	0	0	5
31	MATHIS, Anthony	0-0	0-0	0-0	0	0	0	2	0	1	0	0	0	3
Team														200
Totals		28-60	3-11	29-36	14	23	37	23	88	18	20	4	10	

FG % 1st Half: 13-31 41.9% 2nd half: 15-29 51.7% Game: 28-60 46.7% Deadball Rebounds 6
3FG % 1st Half: 1-3 33.3% 2nd half: 1-3 33.3% Game: 3-11 27.3%
FT % 1st Half: 14-17 82.4% 2nd half: 15-19 78.9% Game: 29-36 80.6%

Officials: John Higgins, Bob Staffen, Eric Curry
Technical fouls: Nevada-FOSTER, Elijah; COLEMAN, Marqueeze. New Mexico-NEAL, Cullen.
Attendance: 13247

Score by periods	1st	2nd	Total		Points	In Paint	Off T/O	2nd Chance	Fast Break	Bench
Nevada	33	43	76		NV	36	22	14	16	15
New Mexico	42	46	88		NM	46	15	17	8	14



New Mexico 77 • 9-6 (2-0 MW)

#	Player	Total		3-Ptr	Rebounds			PF	TP	A TO Blk Stl				Min
		FG-FGA	FT-FTA		Off	Def	Tot			A	TO	Blk	Stl	
20	LOGWOOD, Sam	r 3-6	0-0	0-0	0	4	4	3	6	2	1	0	1	23
32	WILLIAMS, Tim	r 4-7	0-0	5-8	3	6	9	3	13	2	2	2	1	37
11	AGET, Obij	c 5-8	0-0	0-0	2	8	10	4	10	1	1	3	0	30
01	NEAL, Cullen	g 7-14	4-9	8-10	1	4	5	3	26	3	5	0	1	35
04	BROWN, Elijah	g 2-4	1-3	7-7	0	3	3	3	12	3	6	0	0	25
03	HUNTER, Jordan	1-2	1-1	0-0	1	2	3	0	3	1	2	0	1	10
21	ADAMS, Xavier	1-2	0-1	1-2	0	0	0	2	3	2	3	2	2	14
23	FURSTINGER, Joe	0-1	0-0	0-0	0	0	0	0	0	0	1	0	1	5
35	JACOBS, Tim	2-3	0-0	0-0	0	2	2	4	0	2	0	1	1	16
31	MATHIS, Anthony	0-0	0-0	0-0	0	1	1	2	0	0	1	0	1	5
Team														200
Totals		25-47	6-14	21-27	8	31	39	22	77	14	24	7	9	

FG % 1st Half: 14-28 50.0% 2nd half: 11-19 57.9% Game: 25-47 53.2% Deadball Rebounds 4
3FG % 1st Half: 4-7 57.1% 2nd half: 2-7 28.6% Game: 6-14 42.9%
FT % 1st Half: 12-15 80.0% 2nd half: 9-12 75.0% Game: 21-27 77.8%

Fresno State 62 • 10-5 (1-1 MW)

#	Player		Total		3-Ptr	Rebounds			PF	TP	A TO Blk Stl				Min
			FG-FGA	FT-FTA		Off	Def	Tot			A	TO	Blk	Stl	
03	WATSON, Paul	f	2-6	0-1	0-0	2	1	3	0	4	0	1	1	1	25
04	EDO, Karachi	f	4-7	0-0	3-10	6	5	11	3	11	0	0	4	2	25
24	JONES, Torren	f	2-8	0-0	2-3	4	3	7	1	6	0	3	0	0	31
12	GUERRERO, Cezar	g	1-8	0-5	0-0	1	0	1	3	2	4	3	0	1	21
23	HARRIS, Marvelle	g	5-19	1-8	4-6	1	3	4	4	15	2	1	0	3	38
00	LEWIS, Julien		6-8	0-1	0-0	1	2	3	5	12	1	2	2	3	20
05	TAYLOR, Jahmel		0-3	0-2	0-0	0	0	0	3	0	0	0	0	0	10
13	RUSSO, Cullen		6-11	0-1	0-0	3	1	4	2	12	0	3	0	5	20
15	ELLISON, Lionel		0-1	0-0	0-0	0	0	0	0	0	0	1	0	0	6
34	CARTER, Terrell		0-1	0-0	0-0	0	0	0	2	0	0	0	0	1	4
	Team					3	1	4							
	Totals		26-72	1-18	9-19	21	16	37	23	62	7	14	7	16	200



GM #17: UNLV 86, NEW MEXICO 74 TUE., JAN. 12, 2016 * LAS VEGAS, NEV.



New Mexico 74 • 10-7, 3-1 MW

#	Player		Total		3-Ptr		Rebounds			PF	TP	A TO Blk Stl				Min
			FG-FGA	FG-FGA	FT-FTA	Off	Def	Tot								
20	LOGWOOD, Sam	f	4-9	1-1	3-4	3	3	6	1	12	1	3	0	1	29	
22	WILLIAMS, Tim	f	2-9	0-0	4-6	1	5	6	5	8	1	2	0	0	33	
11	AGET, Obij	c	4-7	0-0	3-4	3	5	8	4	11	0	2	1	0	25	
01	NEAL, Cullen	g	2-10	2-5	8-10	1	2	3	2	14	3	3	0	0	36	
04	BROWN, Elijah	g	10-20	3-7	1-2	0	10	10	3	24	1	0	0	1	37	
03	HUNTER, Jordan		1-3	0-0	0-0	0	0	0	0	2	1	0	0	0	8	
14	KUIPER, Dane		0-1	0-0	0-0	1	0	1	0	0	0	2	0	0	5	
21	ADAMS, Xavier		1-1	0-0	1-2	1	1	2	4	3	0	1	2	0	9	
23	FURSTINGER, Joe		0-0	0-0	0-0	0	1	1	3	0	3	0	0	1	12	
31	MATHIS, Anthony		0-0	0-0	0-0	0	1	1	2	0	0	1	0	0	6	
Team						2	3	5								
Totals			24-60	6-13	20-28	12	31	43	24	74	10	14	3	3	200	

FG % 1st Half: 11-33 33.3% 2nd half: 13-27 48.1% Game: 24-60 40.0% Deadball Rebounds 4
3FG % 1st Half: 2-4 50.0% 2nd half: 4-9 44.4% Game: 6-13 46.2%
FT % 1st Half: 4-6 66.7% 2nd half: 16-22 72.7% Game: 20-28 71.4%

UNLV 86 • 10-7, 1-3 MW

#	Player	Total		3-Ptr		Rebounds			PF	TP	A TO Blk Stl				Min
		FG-FGA	FG-FGA	FT-FTA	Off	Def	Tot								
01	JONES JR., Derrick	r	0-1	0-1	0-0	0	1	1	4	0	0	1	0	0	7
15	MORGAN, Dwayne	r	1-3	0-0	2-2	1	3	4	4	4	0	1	0	0	18
33	ZIMMERMAN JR., S.	r	5-14	0-2	5-7	4	11	15	3	15	1	1	4	1	32
02	SEAGEARS, Jerome	g	4-8	0-4	2-2	0	2	2	2	10	2	0	0	0	30
22	MCCAW, Patrick	g	4-10	2-6	8-11	1	0	1	1	18	3	1	0	2	30
00	NWAMU, Ike		5-10	3-8	2-2	0	3	3	1	15	3	0	0	1	23
03	CORNISH, Jordan		2-7	2-6	0-0	0	2	2	2	6	1	0	0	0	15
13	CARTER, Ben		2-4	0-1	6-7	2	5	7	3	10	4	3	2	2	30
24	POYSER, Jalen		3-8	0-2	2-2	2	1	3	1	8	0	0	0	0	15
	Team					1	0	1							
	Totals		26-65	7-30	27-33	11	28	39	21	86	14	7	6	6	200

FG % 1st Half: 13-38 34.2% 2nd half: 13-27 48.1% Game: 26-65 40.0% Deadball Rebounds 3
3FG % 1st Half: 2-6 12.5% 2nd half: 5-14 35.7% Game: 7-30 23.3%
FT % 1st Half: 6-7 85.7% 2nd half: 16-22 80.8% Game: 27-33 81.8%

Officials: David Hall, John Higgins, Mike Reed
Technical fouls: New Mexico-None. UNLV-None.
Attendance: 11377

Score by periods	1st	2nd	Total
New Mexico	28	46	74
UNLV	34	52	86

Points	In Paint	Off T/O	2nd Chance	Fast Break	Bench
NM	31	7	6	8	5
LV	36	24	10	11	39



GM #18: WYOMING 70, NEW MEXICO 68 SAT., JAN. 16, 2016 * ALBUQUERQUE, N.M.



Wyoming 70 • 10-9, 3-3 MW

#	Player		Total		3-Ptr		Rebounds			PF	TP	A TO Blk Stl				Min
			FG-FGA	FG-FGA	FT-FTA	Off	Def	Tot	A			TO	Blk	Stl		
20	DALTON, Hayden	r	2-4	1-3	0-0	0	8	8	5	5	1	1	2	0	30	
21	BARNES, Jonathan	r	0-2	0-0	1-2	1	0	1	0	1	1	0	0	0	10	
11	LIEBERMAN, Jeremy	g	3-8	1-4	0-0	1	3	4	2	7	3	1	0	0	27	
14	ADAMS, Josh	g	10-15	7-11	11-12	2	3	5	3	38	3	2	0	1	34	
23	McMANAMEN, Jason	g	2-5	2-4	4-8	0	2	2	3	10	3	0	0	1	26	
01	JAMES, Justin	g	1-5	0-3	0-1	0	1	1	0	2	0	1	0	0	12	
03	AKA GORSKI,Alexander	g	0-1	0-1	0-0	0	0	0	2	0	0	0	0	1	3	
05	HERNDON, Alan	g	3-6	1-2	0-1	0	2	2	3	7	1	0	0	0	22	
33	NAUGHTON, Jordan	g	0-0	0-0	0-0	0	0	0	4	0	0	0	0	0	7	
55	WASHINGTON III, Trey	g	0-4	0-3	0-1	1	1	2	3	0	1	0	0	0	29	
Team						0	2	2				2				
Totals			21-50	12-31	16-25	5	22	27	25	70	13	7	2	3	200	

FG % 1st Half: 9-25 36.0% 2nd half: 12-25 48.0% Game: 21-50 42.0% Deadball Rebounds 3
3FG % 1st Half: 4-15 26.7% 2nd half: 8-16 50.0% Game: 12-31 38.7%
FT % 1st Half: 7-13 53.8% 2nd half: 9-12 75.0% Game: 16-25 64.0%

New Mexico 68 • 10-8, 3-2 MW

Team Totals 55-120 52.9%															
#	Player	Total			3-Ptr	Rebounds			PF	TP	A			Min	
		FG-FGA	FG-FGA	FT-FTA	Off	Def	Tot	To			Blk	Stl			
20	LOGWOOD, Sam	r	0-5	0-1	1-2	1	6	7	3	1	5	2	0	0	39
32	WILLIAMS, Tim	r	7-11	0-0	3-4	2	7	9	3	17	2	1	0	0	40
11	AGET, Obij	c	5-8	0-0	1-2	2	3	5	4	11	1	1	1	0	26
01	NEAL, Cullen	g	5-10	0-3	3-8	0	2	2	3	13	1	3	0	0	29
21	ADAMS, Xavier	g	5-8	0-0	3-4	2	0	2	3	13	2	1	1	0	18
03	HUNTER, Jordan	g	0-0	0-0	0-0	0	2	2	1	0	1	0	0	0	6
04	BROWN, Elijah	g	4-9	1-3	4-7	1	4	5	4	13	0	2	0	1	24
23	FURSTINGER, Joe	g	0-2	0-0	0-0	1	2	3	1	0	0	0	1	0	8
25	JACOBS, Tim	g	0-0	0-0	0-0	0	3	3	0	0	1	0	0	0	7
31	MATHIS, Anthony	g	0-0	0-0	0-0	0	0	0	1	0	0	0	0	0	3
Team						0	1	1	1						
Totals			26-53	1-7	15-27	9	30	39	24	68	13	10	3	1	200

FG % 1st Half: 12-25 48.0% 2nd half: 14-28 50.0% Game: 26-53 49.1% Deadball Rebounds 8
3FG % 1st Half: 1-3 33.3% 2nd half: 0-4 0.0% Game: 1-7 14.3%
FT % 1st Half: 5-12 41.7% 2nd half: 10-15 66.7% Game: 15-27 55.6%

Officials: Bob Staffen, Rick Hartzell, DG Nelson
Technical fouls: Wyoming-None. New Mexico-TEAM.
Attendance: 13196

Score by periods	1st	2nd	Total
Wyoming	29	41	70
New Mexico	30	38	68

Points	In Paint	Off T/O	2nd Chance	Fast Break	Bench
WY	12	10	2	7	9
NM	42	5	9	11	13



GM #19: NEW MEXICO 83, SAN JOSE ST. 64 SAT., JAN. 23, 2016 * SAN JOSE, CALIF.



New Mexico 83 • 11-8, 4-2 MW

#	Player		Total		3-Ptr		Rebounds			PF	TP	A TO Blk Stl			Min
			FG-FGA	FG-FGA	FT-FTA	Off	Def	Tot	A			TO	Blk	Stl	
20	LOGWOOD, Sam	f	1-2	0-0	0-2	0	2	2	4	2	2	1	0	0	9
32	WILLIAMS, Tim	f	10-19	0-0	2-4	4	6	10	2	22	1	1	1	1	32
11	AGET, Obij	c	3-3	0-0	0-0	2	3	5	3	6	0	1	0	0	17
03	HUNTER, Jordan	g	2-3	1-2	0-0	0	0	0	3	5	2	2	0	1	18
21	ADAMS, Xavier	g	0-1	0-0	2-4	0	0	0	3	2	1	2	0	0	12
04	BROWN, Elijah	g	10-15	4-5	9-9	1	5	6	2	33	2	4	0	2	28
14	KUIPER, Dane	g	3-4	2-3	3-3	0	4	4	4	11	4	2	2	1	28
23	FURSTINGER, Joe	g	1-6	0-0	0-0	4	3	7	0	2	2	1	4	2	23
25	JACOBS, Tim	g	0-1	0-0	0-0	0	3	3	2	0	2	5	0	1	21
31	MATHIS, Anthony	g	0-1	0-0	0-0	0	0	0	2	0	0	0	0	1	10
34	NESBITT, Michael	g	0-0	0-0	0-0	0	0	0	0	0	0	0	0	0	2
Team						1	1	2							
Totals			30-55	7-10	16-22	12	27	39	25	83	16	19	7	9	200

FG % 1st Half: 14-27 51.9% 2nd half: 16-28 57.1% Game: 30-55 54.5% Deadball Rebounds 2,3
3FG % 1st Half: 4-4 100.0 2nd half: 3-6 50.0% Game: 7-10 70.0%
FT % 1st Half: 5-9 55.6% 2nd half: 11-13 84.6% Game: 16-22 72.7%

San



GM #21: NEW MEXICO 88, BOISE STATE 83

SAT., JAN. 30, 2016 * BOISE, IDAHO



New Mexico 88 • 13-8, 6-2 MW

#	Player	Total		3-Ptr	Rebounds			PF	TP	A	TO	Blk	Stl	Min
		FG-FGA	FG-FGA		Off	Def	Tot							
20	LOGWOOD, Sam	f	3-5	1-1	1-2	1	5	6	3	8	4	3	0	34
32	WILLIAMS, Tim	f	7-10	0-0	7-8	0	7	7	2	21	0	2	1	35
11	AGET, Obj	c	3-5	0-0	0-0	3	5	8	4	6	1	1	1	25
01	NEAL, Cullen	g	4-9	2-6	4-4	0	1	1	4	14	1	1	0	29
04	BROWN, Elijah	g	7-15	4-7	12-14	1	4	5	0	30	5	3	0	37
03	HUNTER, Jordan		2-3	1-2	0-0	0	0	0	3	5	0	1	0	15
14	KUIPER, Dane		0-0	0-0	0-0	0	1	1	0	0	0	0	0	6
21	ADAMS, Xavier		2-3	0-0	0-0	0	0	0	3	4	1	1	0	9
23	FURSTINGER, Joe		0-0	0-0	0-0	0	1	1	3	0	1	0	0	10
Team						0	3	3						
Totals			28-50	8-16	24-28	5	27	32	23	88	13	12	2	200

FG % 1st Half: 15-27 55.6% 2nd half: 13-23 56.5% Game: 28-50 56.0% Deadball Rebounds 3,1
 3FG % 1st Half: 2-6 33.3% 2nd half: 6-10 60.0% Game: 8-16 50.0%
 FT % 1st Half: 8-11 72.7% 2nd half: 16-17 94.1% Game: 24-28 85.7%

Boise State 83 • 15-7, 6-3 MW

#	Player	Total		3-Ptr	Rebounds			PF	TP	A	TO	Blk	Stl	Min
		FG-FGA	FG-FGA		Off	Def	Tot							
13	DUNCAN, Nick	f	4-9	3-7	8-9	3	1	4	5	19	1	2	1	28
23	WEBB III, James	f	2-11	0-3	4-4	5	8	13	5	8	3	2	0	34
01	THOMPSON, Mikey	g	6-12	1-2	4-4	1	1	2	2	17	10	0	0	38
03	DRMIC, Anthony	g	3-11	1-7	3-3	1	6	7	5	10	1	1	0	31
25	JACKSON, Lonnie	g	6-12	5-10	0-1	0	1	1	3	17	1	1	0	26
10	JORCH, Robin		0-1	0-1	2-2	1	1	2	2	0	1	0	1	7
11	HANEY, Zach		1-1	0-0	0-0	0	0	0	2	2	0	0	1	0
15	HUTCHISON, Chandler		2-4	0-2	1-3	1	0	1	0	5	1	1	0	18
30	AUSTIN, Paris		1-3	1-1	0-0	0	0	0	0	3	2	1	0	10
Team						1	1	2						
Totals			25-64	11-33	22-26	13	18	31	24	83	19	9	2	200

FG % 1st Half: 13-29 44.8% 2nd half: 12-35 34.3% Game: 25-64 39.1% Deadball Rebounds 2
 3FG % 1st Half: 3-13 23.1% 2nd half: 8-20 40.0% Game: 11-33 33.3%
 FT % 1st Half: 10-12 83.3% 2nd half: 12-14 85.7% Game: 22-26 84.6%

Officials: Bob Staffen, Michael Irving, Shawn Lehigh
 Technical fouls: New Mexico-None. Boise State-None.
 Attendance: 7355

Score by periods	1st	2nd	Total
New Mexico	40	48	88
Boise State	39	44	83

Points	In	Off	2nd	Fast	Bench
NM	28	6	2	2	9
BSU	28	16	11	4	12



GM #22: NEW MEXICO 87, UNLV 83

TUE., FEB. 2, 2016 * ALBUQUERQUE, N.M.



UNLV 83 • 13-10, 4-6 MW

#	Player	Total		3-Ptr	Rebounds			PF	TP	A	TO	Blk	Stl	Min
		FG-FGA	FG-FGA		Off	Def	Tot							
01	JONES JR., Derrick	f	2-4	0-1	6-8	1	1	2	4	10	2	2	1	18
15	MORGAN, Dwayne	f	0-1	0-0	0-0	1	1	2	5	0	0	2	1	7
33	ZIMMERMAN JR., S.	c	9-15	0-0	3-4	2	7	9	4	21	1	2	5	38
02	SEAGEARS, Jerome	g	2-9	1-5	0-0	2	3	5	5	5	5	2	0	26
22	MCCAW, Patrick	g	5-12	2-5	2-2	1	3	4	2	14	5	1	0	34
00	NWAMU, Ike		4-10	3-7	0-0	1	2	3	4	11	2	2	0	29
03	CORNISH, Jordan		6-10	5-6	0-0	0	2	2	3	17	1	1	0	29
24	POYSER, Jalen		1-6	1-2	2-2	1	0	1	1	5	1	3	0	19
Team						0	4	4						
Totals			29-67	12-26	13-16	9	23	32	28	83	17	15	7	200

FG % 1st Half: 14-33 42.4% 2nd half: 15-34 44.1% Game: 29-67 43.3% Deadball Rebounds 1,3
 3FG % 1st Half: 4-9 44.4% 2nd half: 8-17 47.1% Game: 12-26 46.2%
 FT % 1st Half: 11-14 78.6% 2nd half: 2-2 100.0% Game: 13-16 81.3%

New Mexico 87 • 14-8, 7-2 MW

#	Player	Total		3-Ptr	Rebounds			PF	TP	A	TO	Blk	Stl	Min
		FG-FGA	FG-FGA		Off	Def	Tot							
20	LOGWOOD, Sam	f	2-6	0-1	1-2	2	1	3	2	5	2	1	1	33
32	WILLIAMS, Tim	f	10-15	0-0	9-12	1	7	8	1	29	1	2	2	37
11	AGET, Obj	c	5-6	0-0	0-1	1	6	7	3	10	0	0	2	29
01	NEAL, Cullen	g	3-12	1-6	4-5	0	6	6	1	11	4	3	0	33
04	BROWN, Elijah	g	6-16	2-6	12-12	3	2	5	1	26	4	6	0	39
03	HUNTER, Jordan		0-3	0-0	0-0	1	0	1	0	0	1	0	0	1
14	KUIPER, Dane		0-0	0-0	0-0	0	0	0	1	0	0	0	0	3
21	ADAMS, Xavier		2-3	0-0	2-2	1	3	4	6	1	1	0	1	15
23	FURSTINGER, Joe		0-0	0-0	0-2	0	0	0	2	0	0	0	0	2
31	MATHIS, Anthony		0-0	0-0	0-0	0	1	1	0	0	0	2	0	1
Team						1	2	3						
Totals			28-61	3-13	28-36	10	28	38	15	87	13	15	5	200

FG % 1st Half: 16-33 48.5% 2nd half: 12-28 42.9% Game: 28-61 45.9% Deadball Rebounds 5,3
 3FG % 1st Half: 2-9 22.2% 2nd half: 1-4 25.0% Game: 3-13 23.1%
 FT % 1st Half: 13-19 68.4% 2nd half: 15-17 88.2% Game: 28-36 77.8%

Officials: Mike Reed, Michael Greenstein, Tommy Nunez
 Technical fouls: UNLV-MORGAN, Dwayne. New Mexico-None.
 Attendance: 13359

Score by periods	1st	2nd	Total
UNLV	43	40	83
New Mexico	47	40	87

Points	In	Off	2nd	Fast	Bench
LV	30	18	7	24	33
NM	50	25	15	11	6



GM #23: SAN DIEGO STATE 78, NEW MEXICO 71

SAT., FEB. 6, 2016 * SAN DIEGO, CALIF.



New Mexico 71 • 14-9 (7-3 MW)

#	Player	Total		3-Ptr	Rebounds			PF	TP	A	TO	Blk	Stl	Min
		FG-FGA	FG-FGA		Off	Def	Tot							
20	LOGWOOD, Sam	f	2-9	0-2	0-0	1	5	6	3	4	2	2	3	41
32	WILLIAMS, Tim	f	8-15	0-0	5-7	3	4	7	0	21	2	1	1	43
11	AGET, Obj	c	3-4	0-0	0-0	1	2	3	4	6	0	1	0	19
01	NEAL, Cullen	g	3-12	0-3	1-2	2	2	4	2	7	2	2	0	20
04	BROWN, Elijah	g	4-20	3-12	12-14	1	3	4	1	23	5	1	0	43
03	HUNTER, Jordan		1-4	1-2	0-0	0	1	1	2	3	1	1	0	8
14	KUIPER, Dane		0-0	0-0	0-0	0	1	1	0	0	0	0	0	4
21	ADAMS, Xavier		3-5	1-1	0-0	4	2	6	4	7	0	0	1	22
23	FURSTINGER, Joe		0-2	0-0	0-0	1	0	1	0	0	1	0	1	5
Team						5	1	6						
Totals			24-71	5-20	18-23	18	21	39	16	71	13	10	7	225

FG % 1st Half: 10-33 30.3% 2nd half: 12-31 38.7% OT: 2-7 28.6% Game: 24-71 33.8% Deadball Rebounds 2,3
 3FG % 1st Half: 1-8 12.5% 2nd half: 4-9 44.4% OT: 0-3 0.0% Game: 5-20 25.0%
 FT % 1st Half: 8-9 88.9% 2nd half: 9-12 75.0% OT: 1-2 50.0% Game: 18-23 78.3%

SAN DIEGO STATE 78 • 18-6 (11-0 MW)

#	Player	Total		3-Ptr	Rebounds			PF	TP	A	TO	Blk	Stl	Min
		FG-FGA	FG-FGA		Off	Def	Tot							
00	SPENCER, Skylar	f	4-4	0-0	0-0	5	5	10	2	8	0	0	3	33
13	SHEPARD, Winston	f	5-10	0-0	5-6	4	3	7	3	15	6	4	1	40-
14	CHEATHAM, Zylan	f	4-4	1-1	0-0	3	1	4	3	9	0	1	2	23
12	KELL, Trey	g	5-17	1-11	1-3	1	4	5	0	12	1	2	0	35
42	HEMSLEY, Jeremy	g	6-16	1-7	10-10	0	6	6	1	23	0	3	0	1
03	CHOL, Angelo		3-5	0-0	0-0	3	1	4	1	6	0	0	0	12
04	ALLEN, Dakarai		1-3	0-1	0-0	0	3	3	4	2	1	0	0	11
20	SHRIGLEY, Matt		0-5	0-5	0-0	0	1	1	1	0	0	0	0	10
21	POPE, Malik		1-4	1-2	0-0	1	6	7	1	3	2	3	0	23
Team						0	0	0						
Totals			29-68	4-27	16-19	17	30	47	16	78	10	13	6	225

FG % 1st Half: 10-26 38.5% 2nd half: 15-33 45.5% OT: 4-9 44.4% Game: 29-68 42.6% Deadball Rebounds 1,2
 3FG % 1st Half: 1-11 9.1% 2nd half: 3-15 20.0% OT: 0-1 0.0% Game: 4-27 14.8%
 FT % 1st Half: 7-8 87.5% 2nd half: 5-7 71.4% OT: 4-4 100.0% Game: 16-19 84.2%

Officials: Randall McCall, Kevin Brill, Gregory Nixon
 Technical fouls: New Mexico-None. SAN DIEGO STATE-None.
 Attendance: 12414

Score by periods	1st	2nd	OT	Total
New Mexico	29	37	5	71
SAN DIEGO STATE	28	38	12	78



San Jose State 58 • 8-17, 3-10 MW

#	Player		Total	3-Ptr	Rebounds										
			FG-FGA	FG-FGA	FT-FTA	Off	Def	Tot	PF	TP	A	To	Blk	Stl	Min
14	ROGERS, Frank	f	5-7	2-3	0-0	1	7	8	1	12	1	1	0	0	31
32	WELAGE, Ryan	f	0-8	0-5	0-0	0	6	6	2	0	2	1	1	0	18
33	SCHWARTZ, Cody	f	2-7	2-7	0-0	1	0	1	2	6	1	1	0	0	24
00	HILLSMAN, Jaycee	g	2-4	1-3	1-2	0	4	4	5	6	1	1	0	0	21
20	THORNTON, Isaac	g	0-3	0-1	1-3	1	2	3	3	1	1	0	1	1	19
02	WILLIAMS, JR., Gary	g	0-5	0-3	7-8	1	1	2	2	7	0	2	0	0	14
10	BASOR, Ivo	g	1-2	0-0	0-0	1	0	1	2	2	0	0	0	0	3
15	CLARKE, Brandon	g	2-5	0-0	5-6	3	1	4	4	9	2	1	1	0	25
21	JAMES, Jalen	g	2-6	2-4	0-0	0	0	0	2	6	0	0	0	0	12
23	ONWAS, Princeton	g	3-7	1-4	2-4	0	3	3	1	9	3	2	0	0	25
25	BAHNER, Leon	g	0-2	0-0	0-0	1	0	1	1	0	0	0	1	0	8
Team			2 1 3												
Totals			17-56	8-30	16-23	11	25	36	25	58	11	9	4	2	200

FG % 1st Half: 10-27 37.0% 2nd half: 7-29 24.1% Game: 17-56 30.4%
3FG % 1st Half: 5-16 31.3% 2nd half: 3-14 21.4% Game: 8-30 26.7%
FT % 1st Half: 2-5 40.0% 2nd half: 14-18 77.8% Game: 16-23 69.6%

New Mexico 74 • 15-10, 8-4 MW

#	Player		Total		3-Ptr		Rebounds			PF	TP	A TO Blk Stl				Min
			FG-FGA	FG-FGA	FT-FTA	Off	Def	Tot								
20	LOGWOOD, Sam	f	2-6	1-2	1-2	1	2	3	2	6	1	1	0	0	23	
32	WILLIAMS, Tim	f	7-8	0-0	2-6	2	7	9	3	16	1	0	0	2	36	
11	AGET, Obj	c	4-8	0-0	3-3	2	4	6	4	11	0	0	0	2	15	
01	NEAL, Cullen	g	1-6	0-5	4-4	0	0	0	0	5	6	3	2	0	20	
04	BROWN, Elijah	g	5-15	2-7	9-10	1	2	3	3	21	4	4	1	2	34	
03	HUNTER, Jordan	g	0-2	0-1	1-2	0	1	1	1	1	1	2	1	0	11	
14	KUIPER, Dane	g	2-2	2-0	0-0	0	3	3	1	6	2	0	2	0	15	
21	ADAMS, Xavier	g	0-3	0-1	4-8	2	5	7	2	4	2	0	0	0	22	
23	FURSTINGER, Joe	g	0-0	0-0	0-0	1	0	1	0	0	0	0	0	0	7	
25	JACOBS, Tim	g	1-2	1-1	0-0	0	2	2	1	3	0	0	0	0	9	
31	MATHIS, Anthony	g	0-1	0-1	0-0	0	1	1	0	0	0	0	0	0	8	
Team						2	3	5					2			
Totals				22-53	6-20	24-35	11	30	41	22	74	15	10	7	4	200

FG % 1st Half: 12-27 44.4% 2nd half: 10-26 38.5% Game: 22-53 41.5%
3FG % 1st Half: 4-12 33.3% 2nd half: 2-8 25.0% Game: 6-20 30.0%
FT % 1st Half: 7-11 63.6% 2nd half: 17-24 70.8% Game: 24-35 68.6%

Officials: Dick Cartmell, Shawn Lehigh, Ryan McDaniel
Technical fouls: San Jose State-TEAM. New Mexico-None.
Attendance: 13411

Score by periods	1st	2nd	Total
San Jose State	27	31	58
New Mexico	35	39	74

Points	In Paint	Off T/O	2nd Chance	Fast Break	Bench
SJ	14	8	13	0	33
NM	30	13	12	10	14



Boise State 78 • 17-10, 8-6 MW

#	Player		Total		3-Ptr		Rebounds			PF	TP	A TO Blk Stl			Min
			FG-FGA	FG-FGA	FT-FTA	Off Def Tot									
23	WEBB III, James	f	8-15	0-2	2-4	5	8	13	1	18	2	5	2	3	38
10	JORCH, Robin	c	3-4	0-0	0-2	1	1	2	5	6	0	0	2	0	10
01	THOMPSON, Mikey	g	3-9	0-2	0-0	1	4	5	3	6	3	1	0	1	36
21	ALFORD, Montigo	g	3-7	1-4	0-0	0	2	2	4	7	3	1	0	2	24
25	JACKSON, Lonnie	g	2-3	2-3	0-0	0	0	0	1	6	4	1	0	3	28
03	DRMIC, Anthony		11-19	6-12	2-4	1	2	3	4	30	0	2	0	0	26
11	HANEY, Zach		0-1	0-0	1-2	1	0	1	3	1	0	0	0	0	6
13	DUNCAN, Nick		1-3	0-1	2-4	0	1	1	5	4	4	1	0	0	26
15	HUTCHISON, Chandler		0-1	0-0	0-0	0	0	0	0	0	0	0	1	0	6
	Team					0	3	3							
Totals			31-62	9-24	7-16	9	21	30	26	78	16	12	5	9	200

FG % 1st Half: 13-26 50.0% 2nd half: 18-36 50.0% Game: 31-62 50.0%
3FG % 1st Half: 7-14 50.0% 2nd half: 2-10 20.0% Game: 9-24 37.5%
FT % 1st Half: 4-5 80.0% 2nd half: 3-11 27.3% Game: 7-16 43.8%

New Mexico 80 • 16-10, 9-4 MW

#	Player		Total		3-Ptr	Rebounds			PF	TP	A TO Blk Stl				Min
			FG-FGA	FG-FGA	FT-FTA	Off	Def	Tot			A	TO	Blk	Stl	
20	LOGWOOD, Sam	f	3-7	0-2	2-2	2	1	3	2	8	0	0	0	0	22
32	WILLIAMS, Tim	f	4-8	0-0	10-13	0	6	6	3	18	0	2	4	0	31
11	AGET, Obj	c	0-1	0-0	0-0	1	3	4	3	0	0	1	0	0	16
01	NEAL, Cullen	g	3-8	2-3	0-0	0	2	2	3	8	2	4	0	3	19
04	BROWN, Elijah	g	7-17	4-7	8-12	0	6	6	1	26	1	3	0	0	35
03	HUNTER, Jordan	g	2-2	2-2	0-0	0	1	1	2	6	2	1	0	2	20
14	KUIPER, Dane	g	2-4	1-2	2-2	1	1	2	1	7	2	1	1	1	18
21	ADAMS, Xavier	g	2-4	0-1	3-4	2	0	2	3	7	2	1	0	0	23
23	FURSTINGER, Joe	g	0-0	0-0	0-0	0	1	1	1	0	1	0	0	0	10
25	JACOBS, Tim	g	0-0	0-0	0-0	0	1	1	0	0	2	0	0	1	6
Team						3	4	7				3			
Totals			23-51	9-17	25-33	9	26	35	19	80	12	16	5	7	200

FG % 1st Half: 14-28 50.0% 2nd half: 9-23 39.1% Game: 23-51 45.1%
3FG % 1st Half: 5-11 45.5% 2nd half: 4-6 66.7% Game: 9-17 52.9%
FT % 1st Half: 9-11 81.8% 2nd half: 16-22 72.7% Game: 25-33 75.8%

Officials: Mike Reed, Michael Irving and Steve Olson
Technical fouls: Boise State-None. New Mexico-None.
Attendance: 12434

Score by periods	1st	2nd	Total
Boise State	37	41	78
New Mexico	42	38	80

Points	In Paint	Off T/O	2nd Chance	Fast Break	Bench
BSU	44	19	18	8	35
NM	28	16	7	9	20



New Mexico 72 • 16-11, 9-5 MW

#	Player		Total		3-Ptr	Rebounds						PF	TP	A TO Blk			Stl	Min
			FG-GA	FG-FGA	FT-FTA	Off	Def	Tot	PF	TP	A			TO	Blk			
32	WILLIAMS, Tim	f	6-10	0-0	5-9	1	12	13	1	17	0	3	0	1	0	38		
11	AGET, Obj	c	0-0	0-0	0-0	2	2	4	3	0	0	2	0	0	0	11		
01	NEAL, Cullen	g	4-12	2-10	2-3	1	5	6	0	12	2	3	0	0	0	32		
04	BROWN, Elijah	g	10-20	7-17	5-8	0	4	4	1	32	2	5	0	2	37			
20	LOGWOOD, Sam	g	1-3	0-2	3-3	0	4	4	4	5	4	0	1	1	23			
03	HUNTER, Jordan	g	0-0	0-0	0-0	0	0	0	1	0	1	0	0	0	5			
14	KUIPER, Dane	g	0-6	0-3	0-0	0	2	2	5	0	3	1	0	0	15			
21	ADAMS, Xavier	g	0-1	0-1	0-0	0	0	0	5	0	2	3	0	2	21			
25	JACOBS, Tim	g	1-1	1-1	0-0	0	1	1	3	3	2	0	0	0	12			
31	MATHIS, Anthony	g	1-3	1-3	0-0	0	0	0	2	3	0	0	0	0	6			
Team						2	0	2										
Totals			23-56	11-37	15-23	6	30	36	25	72	16	17	1	6	200			

FG % 1st Half: 10-25 40.0% 2nd half: 13-31 41.9% Game: 23-56 41.1%
3FG % 1st Half: 6-17 35.3% 2nd half: 5-20 25.0% Game: 11-37 29.7%
FT % 1st Half: 5-9 55.6% 2nd half: 10-14 71.4% Game: 15-23 65.2%

Air Force 76 • 14-14, 5-10 MW

#	Player		Total		3-Ptr	Rebounds			PF	TP	A TO Blk Stl				Min
			FG-FA	FG-FGA	FT-FTA	Off	Def	Tot			A	TO	Blk	Stl	
35	GRAHAM, Hayden	f	8-13	3-6	2-6	1	10	11	3	21	1	3	2	3	34
33	TOOHEY, Frank	c	1-3	0-2	1-2	2	0	2	4	3	4	1	0	0	22
02	SIPLES, C.J.	g	2-8	1-3	4-7	0	4	4	3	9	6	1	0	3	37
05	KOCUR, Zach	g	5-10	1-4	2-2	2	6	8	3	13	3	2	0	2	38
15	VAN, Jacob	g	7-14	3-7	5-7	0	5	5	2	22	2	2	0	0	37
11	TUSS, Joe		1-3	0-1	0-0	0	0	0	1	2	0	0	0	0	6
24	JAMES, Dezmond		0-1	0-0	0-0	0	2	2	2	0	0	1	0	0	8
25	BROEKHUIS, Kyle		0-0	0-0	0-0	1	2	3	1	0	1	1	0	1	8
41	MOER, Zach		3-4	0-1	0-0	0	1	1	4	6	1	3	0	1	10
	Team					0	3	3							
Totals			27-56	8-24	14-24	6	33	39	23	76	18	14	2	10	200



Fresno State 92 • 20-9, 11-5 MW

#	Player	Total		3-Ptr		Rebounds			PF	TP	A	TO	Blk	Stl	Min
		FG-FGA	FG-FGA	FT-FTA	Off	Def	Tot								
04	EDO, Karachi	f	4-7	0-0	4-5	2	6	8	4	12	0	1	1	0	27
13	RUSSO, Cullen	f	4-9	0-2	5-6	1	5	6	4	13	2	1	2	4	29
00	LEWIS, Julien	g	8-11	5-6	0-0	0	2	2	1	21	2	2	0	2	36
12	GUERRERO, Cezar	g	0-0	0-0	0-0	0	0	0	1	0	0	1	0	1	12
23	HARRIS, Marvelle	g	10-22	1-6	11-17	0	3	3	3	32	10	0	2	3	40
03	WATSON, Paul		0-1	0-1	0-0	0	0	0	0	0	0	0	0	0	3
05	TAYLOR, Jahmel		3-7	3-7	0-0	1	1	2	3	9	1	0	0	2	30
15	ELLISON, Lionel		0-0	0-0	0-0	0	0	0	0	0	0	0	0	0	3
20	BITTNER, Sam		1-2	1-2	0-0	0	2	2	2	3	1	0	0	0	8
34	CARTER, Terrell		0-1	0-0	2-2	0	1	1	4	2	0	1	0	0	12
Team						1	0	1							
Totals			30-60	10-24	22-30	5	20	25	22	92	16	7	5	12	200

FG % 1st Half: 15-30 50.0% 2nd half: 15-30 50.0% Game: 30-60 50.0% Deadball Rebounds 5
3FG % 1st Half: 3-11 27.3% 2nd half: 7-13 53.8% Game: 10-24 41.7%
FT % 1st Half: 8-12 66.7% 2nd half: 14-18 77.8% Game: 22-30 73.3%

New Mexico 82 • 16-13, 9-7 MW

#	Player	Total		3-Ptr		Rebounds			PF	TP	A	TO	Blk	Stl	Min
		FG-FGA	FG-FGA	FT-FTA	Off	Def	Tot								
20	LOGWOOD, Sam	f	2-6	1-2	0-0	0	1	1	1	5	2	1	0	1	29
32	WILLIAMS, Tim	f	7-9	0-0	4-8	1	5	6	4	18	0	4	1	1	35
11	AGET, Obij	c	1-2	0-0	1-2	2	1	3	4	3	0	0	0	0	11
01	NEAL, Cullen	g	2-6	0-2	5-6	1	4	5	5	9	2	3	0	0	38
04	BROWN, Elijah	g	13-23	5-7	10-13	2	9	11	2	41	6	6	0	1	39
14	KUIPER, Dane		0-1	0-0	0-0	0	0	0	2	0	1	0	0	0	11
21	ADAMS, Xavier		2-4	0-1	0-0	0	1	1	3	4	1	2	0	0	13
23	FURSTINGER, Joe		1-1	0-0	0-0	1	3	4	1	2	2	1	0	0	20
25	JACOBS, Tim		0-0	0-0	0-0	0	1	1	0	0	1	1	0	0	4
Team						1	1	2							
Totals			28-52	6-12	20-29	8	26	34	22	82	15	18	1	3	200

FG % 1st Half: 15-24 62.5% 2nd half: 13-28 46.4% Game: 28-52 53.8% Deadball Rebounds 5,2
3FG % 1st Half: 2-3 66.7% 2nd half: 4-9 44.4% Game: 6-12 50.0%
FT % 1st Half: 11-12 91.7% 2nd half: 9-17 52.9% Game: 20-29 69.0%

Officials: Tommy Nunez, Shawn Lehigh, DG Nelson
Technical fouls: Fresno State-None. New Mexico-None.
Attendance: 13546

Score by periods	1st	2nd	Total
Fresno State	41	51	92
New Mexico	43	39	82

Points	In	Off	2nd	Fast	Bench
FS	36	24	7	12	14
NM	40	12	16	13	6



SAN DIEGO STATE 83 • 22-8, 15-2 MW

#	Player	Total		3-Ptr		Rebounds			PF	TP	A	TO	Blk	Stl	Min
		FG-FGA	FG-FGA	FT-FTA	Off	Def	Tot								
00	SPENCER, Skylar	f	1-3	0-0	0-0	1	2	3	2	2	1	0	1	1	20
13	SHEPARD, Winston	f	4-13	0-2	1-4	2	3	5	4	9	3	3	0	0	26
14	CHEATHAM, Zylan	f	2-2	0-0	5-6	0	4	4	3	9	1	0	2	2	30
21	POPE, Malik	f	6-7	2-2	6-6	1	2	3	2	20	2	0	0	1	37
12	KELL, Trey	g	3-7	3-4	6-6	0	2	2	0	15	0	2	1	1	25
03	CHOL, Angelo		2-5	0-0	0-0	3	0	3	4	4	0	2	0	1	6
04	ALLEN, Dakarai		4-6	1-3	2-2	0	4	4	3	11	2	1	1	1	25
11	WILLIAMS, D'Erryl		0-0	0-0	0-0	0	1	1	0	0	0	0	0	0	2
15	PEREZ, Ben		0-0	0-0	0-0	0	0	0	0	0	0	0	0	0	2
20	SHRIGLEY, Matt		1-2	1-2	0-0	0	2	2	2	3	2	1	0	0	9
22	U'U, Parker		0-0	0-0	0-0	0	1	1	1	0	1	0	0	0	2
42	HEMSLEY, Jeremy		4-4	2-2	0-0	0	0	0	2	10	1	0	1	0	16
Team						0	1	1							
Totals			27-49	9-15	20-24	7	22	29	23	83	13	11	6	7	200

FG % 1st Half: 12-23 52.2% 2nd half: 15-26 57.7% Game: 27-49 55.1% Deadball Rebounds 1
3FG % 1st Half: 6-10 60.0% 2nd half: 3-5 60.0% Game: 9-15 60.0%
FT % 1st Half: 12-13 92.3% 2nd half: 8-11 72.7% Game: 20-24 83.3%

New Mexico 56 • 16-14, 9-8 MW

#	Player	Total		3-Ptr		Rebounds			PF	TP	A	TO	Blk	Stl	Min
		FG-FGA	FG-FGA	FT-FTA	Off	Def	Tot								
20	LOGWOOD, Sam	f	3-6	0-1	0-0	0	2	2	2	6	1	1	0	1	29
32	WILLIAMS, Tim	f	3-4	0-0	5-6	1	3	4	3	11	0	1	2	0	37
11	AGET, Obij	c	1-2	0-0	2-2	0	2	2	4	4	1	2	0	0	19
01	NEAL, Cullen	g	3-7	2-5	2-2	1	1	2	3	10	1	4	0	0	29
04	BROWN, Elijah	g	2-14	2-6	12-13	1	2	3	0	18	2	6	0	1	34
03	HUNTER, Jordan		0-0	0-0	0-0	0	0	0	0	0	0	1	0	0	2
14	KUIPER, Dane		1-2	0-1	0-0	0	1	1	1	2	0	0	1	0	9
21	ADAMS, Xavier		0-2	0-1	0-0	1	0	1	4	0	0	2	0	0	11
23	JOY, Connor		0-0	0-0	0-0	0	0	0	0	0	0	1	0	0	2
22	FURSTINGER, Joe		0-0	0-0	2-2	0	1	1	1	2	0	1	0	0	11
25	JACOBS, Tim		0-1	0-1	1-2	1	2	3	0	1	2	1	0	0	15
34	NESBITT, Michael		1-1	0-0	0-1	0	0	0	0	2	0	0	0	0	2
Team						1	3	4							
Totals			14-39	4-15	24-28	6	17	23	18	56	7	20	3	2	200

FG % 1st Half: 6-18 33.3% 2nd half: 8-21 38.1% Game: 14-39 35.9% Deadball Rebounds 1,1
3FG % 1st Half: 3-8 37.5% 2nd half: 1-7 14.3% Game: 4-15 26.7%
FT % 1st Half: 16-19 84.2% 2nd half: 8-9 88.9% Game: 24-28 85.7%

Officials: David Hall, Gerry Pollard, Eric Curry
Technical fouls: SAN DIEGO STATE-CHEATHAM, Zylan. New Mexico-TEAM.
Attendance: 14540

Score by periods	1st	2nd	Total
SAN DIEGO STATE	42	41	83
New Mexico	31	25	56

Points	In	Off	2nd	Fast	Bench
SDSU	30	31	8	7	28
NM	16	13	6	4	7



New Mexico 71 • 17-14 (10-8 MW)

#	Player	Total		3-Ptr		Rebounds			PF	TP	A	TO	Blk	Stl	Min
		FG-FGA	FG-FGA	FT-FTA	Off	Def	Tot								
20	LOGWOOD, Sam	f	2-5	0-0	2-3	0	7	7	1	6	1	1	1	0	27
32	WILLIAMS, Tim	f	5-10	0-0	1-1	1	1	2	0	11	2	2	1	1	35
11	AGET, Obij	c	5-10	0-0	2-3	5	9	14	0	12	0	1	2	0	33
01	NEAL, Cullen	g	5-11	3-5	3-4	0	1	1	4	16	6	3	0	1	30
04	BROWN, Elijah	g	5-15	1-6	6-8	1	7	8	3	17	3	6	0	2	34
14	KUIPER, Dane		1-3	1-3	0-0	0	0	0	1	3	2	0	0	1	11
21	ADAMS, Xavier		3-3	0-0	0-0	2	5	7	2	6	0	1	0	0	12
25	JACOBS, Tim		0-0	0-0	0-0	0	2	2	3	0	2	1	0	0	18
Team						2	1	3							
Totals			26-57	5-14	14-19	11	33	44	14	71	16	15	4	5	200

FG % 1st Half: 16-35 45.7% 2nd half: 10-22 45.5% Game: 26-57 45.6% Deadball Rebounds 3,2
3FG % 1st Half: 5-9 55.6% 2nd half: 0-5 0.0% Game: 5-14 35.7%
FT % 1st Half: 4-4 100.0 2nd half: 10-15 66.7% Game: 14-19 73.7%

Nevada 66 • 18-12 (10-8 MW)

#	Player		Total		3-Ptr		Rebounds			PF	TP	A	TO	Blk	Stl	Min
			FG-FGA	FG-FGA	FT-FTA	Off	Def	Tot								
00	OLIVER, Cameron	f	6-10	1-3	0-0	2	4	6	3	13	2	3	2	2	31	
12	FOSTER, Elijah	f	1-3	0-0	1-2	2	3	5	2	3	2	2	0	0	24	
02	CRISWELL, Tyron	g	8-17	1-2	3-4	2	3	5	3	20	5	0	0	0	39	
14	DREW, Lindsey	g	1-6	0-3	0-3	2	0	2	2	2	4	2	1	2	28	
15	FENNER, D.J.	g	5-17	1-7	6-6	0	7	7	3	17	2	0	0	3	37	
04	ANDERSON, Juwan		0-1	0-1	0-0	0	0	0	0	0	0	0	0	0	8	
05	RODRIGUEZ, Kaileb		0-0	0-0	0-0	0	0	0	1	0	0	0	0	0	8	
20	CUNNINGHAM, David		0-1	0-1	0-0	0	1	1	1	0	0	0	0	0	4	
21	COOPER, Eric Jr.		4-13	2-6	1-1	1	1	2	0	11	0	1	0	0	21	
Team						1	1	2								
Totals				25-68	5-23	11-16	10	20	30	15	66	15	8	3	7	200

THE 2015-16 LOBO MEN'S BASKETBALL MEDIA CHART



#0 J.J. N'Ganga
6-10 * 240 * Sr * 1VL * C
Aubervilliers, France
N. Oklahoma - Tonkawa



#1 Cullen Neal
6-5 * 195 * So * RS * G
Albuquerque, N.M.
Eldorado HS



#3 Jordan Hunter
5-11 * 180 * Fr * HS * G
Beaumont, Texas
Ozen HS



#4 Elijah Brown
6-4 * 200 * So * RS * G
Orange County, Calif.
Butler University



#11 Obij Aget
7-1 * 220 * Jr * 2VL * C
La Porte, Ind.
La Lumiere HS



#12 Devon Williams
6-8 * 205 * Jr * RS * G/F
Dallas, Texas
Woodrow Wilson HS



#14 Dane Kuiper
6-7 * 200 * Fr * HS * G/F
Wassilla, Alaska
Corona Del Sol HS (Ariz.)



#20 Sam Logwood
6-7 * 210 * So * 1VL * G/F
Indianapolis, Ind.
La Lumiere HS



#21 Xavier Adams
6-4 * 205 * So * 1VL * G
Flower Mound, Texas
Marcus HS




#22 Connor Joy
6-4 * 195 * Sr * HS * G
Rehoboth, N.M.
Rehoboth Christian HS



#23 Joe Furstinger
6-9 * 215 * Fr * 1VL * F
Rancho Santa Margarita, Calif.
Santa Margarita Catholic HS



#25 Tim Jacobs
6-0 * 200 * Sr * 1VL * G
Las Cruces, N.M.
Cochise College (Ariz.)




#30 Adam Cumber
6-2 * 185 * Fr * RS * G
Albuquerque, N.M.
Sandia HS



#31 Anthony Mathis
6-3 * 170 * Fr * HS * G
West Linn, Ore.
West Linn HS



#32 Tim Williams
6-8 * 240 * Jr * RS * F
Flossmoor, Ill.
Samford University



#33 Michael Nesbitt
6-7 * 220 * Sr * TR * F
Evansville, Ind.
Missouri S&T



Craig Neal
Head Coach
3rd Season as Head Coach
9th Season at UNM
Georgia Tech, 1988



Chris Harriman
Associate Head Coach
1st Season at UNM
Augusta State, 2003




Alan Huss
Assistant Coach
1st Season at UNM
Creighton, 2002



Terrence Rencher
Assistant Coach
1st Season at UNM
Texas, 2007



Cody Hopkins
Director of Operations
2nd season at UNM
Northeastern St. (Okla.), 2006



Ben Sanders
Video Administrator
2nd season at UNM
Southwestern, 2009

THE 2015-16 LOBOS



J.J. N'Ganga
 6'10" - 240 lbs. - Senior - Center
 Aubervilliers, France (N. Oklahoma - Tonkawa)

0

NOTEWORTHY :

- Sitting out 2015-16 due to injury.

GAME-BY-GAME STATISTICS

SEASON HIGHS (2014-15)

Points: 9 vs. Boston College (11-20-14)
FG: 4 vs. Utah State (2-7-15)
FGA: 6 (2x) Last Time vs. Utah State (2-7-15)
3FG: N/A
3FGA: N/A
FT: 4 (2x) Last Time at UNLV (1-21-15)
FTA: 5 (2x) Last Time vs. Fresno State (12-31-14)
Rebounds: 7 at Utah State (1-10-15)
Assists: 2 at Colorado State (2-10-15)
Blocks: 2 vs. Boston College (11-20-14)
Steals: 1 at Grand Canyon (12-23-14)
Minutes Played: 25 vs. Boston College (11-20-14)

CAREER HIGHS

Points: 9 vs. Boston College (11-20-14)
FG: 4 vs. Utah State (2-7-15)
FGA: 6 (2x) Last Time vs. Utah State (2-7-15)
3FG: N/A
3FGA: N/A
FT: 4 (2x) Last Time at UNLV (1-21-15)
FTA: 5 (2x) Last Time vs. Fresno State (12-31-14)
Rebounds: 7 at Utah State (1-10-15)
Assists: 2 at Colorado State (2-10-15)
Blocks: 2 vs. Boston College (11-20-14)
Steals: 1 at Grand Canyon (12-23-14)
Minutes Played: 25 vs. Boston College (11-20-14)14)


MISCELLANEOUS STATISTICS

	SEASON (2014-15)	CAREER
Led Team in Rebounding	2	2
Led Team in Blocks	2	2
Led Team in Steals	1	1

CAREER STATISTICS

			Total		3-Point		F-Throws		Rebounds											Scoring	
Season	gp-gs	min/avg	fg-fga	pct	fg-fga	pct	ft-fa	pct	off	def	tot	avg	pf	fo	ast	to	blk	stl	pts	avg	
2014-15	29-0	344/11.9	36-61	.590	0-0	.000	22-36	.611	18	30	48	1.7	54	1	6	31	5	1	94	3.2	
TOTAL	29-0	344/11.9	36-61	.590	0-0	.000	22-36	.611	18	30	48	1.7	54	1	6	31	5	1	94	3.2	

THE 2015-16 LOBOS



Cullen Neal
6'5" - 195 lbs. - RS-Sophomore - Guard
Albuquerque, N.M. (Eldorado HS)

1

NOTEWORTHY :

- Fourth in Mountain West at 3.8 assists per game
- CoSIDA Academic All-District honoree
- NABC Good Works Team nominee
- Crossed 500 points for his career against Fresno State with 26
- Son of head coach Craig Neal

GAME-BY-GAME STATISTICS

SEASON HIGHS

#01 NEAL, Cullen

Opponent	Date	gs	min	Total		3-Pointers		Free throws		Rebounds				pf	a	t/o	blk	stl	pts	avg	
				fg-fga	pct	3fg-fga	pct	ft-fa	pct	off	def	tot	avg								
TEXAS SOUTHERN	11/13/15	*	31	8-15	.533	2-6	.333	4-4	1,000	0	2	2	2.0	1	4	3	0	2	22	22.0	
at New Mexico State	11/15/15	*	36	6-16	.375	2-5	.400	4-4	1,000	0	5	5	3.5	3	2	3	0	0	18	20.0	
LOYOLA-CHICAGO	11/18/15	*	31	3-8	.375	2-5	.400	1-2	500	0	4	4	3.7	1	4	3	0	0	9	16.3	
at USC	11/21/15	*	26	4-17	.235	3-7	.429	1-2	500	0	1	1	3.0	5	4	1	0	1	12	15.3	
NICHOLLS STATE	11/25/15	*	29	5-18	.278	2-9	.222	0-2	000	0	3	3	3.0	3	5	1	0	1	12	14.6	
ORAL ROBERTS	12/1/15	*	35	10-20	.500	4-7	.571	5-6	.833	0	2	2	2.8	2	7	4	0	1	29	17.0	
at Purdue	12/05/15	*	32	6-16	.375	2-6	.333	2-3	.667	0	3	3	2.9	4	5	3	0	1	16	16.9	
NORTHERN IOWA	12/12/15	*	32	1-11	.091	0-5	.000	0-1	000	0	2	2	2.8	1	5	2	0	0	2	15.0	
NEW MEXICO STATE	12/16/15	*	34	4-11	.364	3-7	.429	2-2	1,000	0	4	4	2.9	2	9	3	0	1	13	14.8	
RICE	12/19/15	*	25	6-11	.545	2-3	.667	2-5	.400	1	1	2	2.8	5	7	5	0	1	16	14.9	
vs Auburn	12-22-15	*	38	6-17	.353	4-10	.400	5-6	.833	0	3	3	2.8	4	3	4	0	2	21	15.5	
vs BYU	12-23-15	*	24	4-7	.571	2-3	.667	4-4	1,000	0	3	3	2.8	4	2	8	0	0	14	15.3	
vs Washington State	12-25-15	*	8	0-3	.000	0-1	.000	0-0	000	0	0	0	2.6	1	0	5	0	0	0	14.2	
NEVADA	12/30/15	*	38	3-13	.231	1-4	.250	4-6	.667	0	2	2	2.6	3	6	5	0	1	11	13.9	
at Fresno State	01/02/16	*	35	7-14	.500	4-9	.444	8-10	.800	1	4	5	2.7	3	3	5	0	1	26	14.7	
UTAH STATE	01/09/16	*	31	3-10	.300	2-7	.286	4-4	1,000	1	4	5	2.9	1	6	4	0	4	12	14.6	
at UNLV	01/12/16	*	36	2-10	.200	2-5	.400	8-10	.800	1	2	3	2.9	2	3	3	0	0	14	14.5	
WYOMING	1/16/16	*	29	5-10	.500	0-3	.000	3-8	.375	0	2	2	2.8	3	1	3	0	0	13	14.4	
at San José State	1/23/16	dnp	-	-	-	-	-	-	-	-	-	-	-	-	-	-	-	-	-	-	
AIR FORCE	1/27/16	*	20	4-7	.571	1-3	.333	0-1	.000	0	2	2	2.8	5	5	2	0	0	9	14.2	
at Boise State	01/30/16	*	29	4-9	.444	2-6	.333	4-4	1,000	0	1	1	2.7	4	1	1	0	0	14	14.2	
UNLV	2/2/16	*	33	3-12	.250	1-6	.167	4-5	.800	0	6	6	2.9	1	4	3	0	0	11	14.0	
at SAN DIEGO STATE	02-06-16	*	40	3-12	.250	0-3	.000	1-2	.500	2	2	4	2.9	2	2	2	0	2	7	13.7	
at Utah State	02/09/16	*	31	2-10	.200	0-4	.000	1-3	.333	1	2	3	2.9	4	5	3	0	1	5	13.3	
SAN JOSÉ STATE	02/13/16	*	20	1-6	.167	0-5	.000	4-4	1,000	0	0	0	2.8	5	3	2	0	0	6	13.0	
BOISE STATE	2/17/16	*	19	3-8	.375	2-3	.667	0-0	.000	0	2	2	2.8	3	2	4	0	3	8	12.8	
at Air Force	2/20/16	*	32	4-12	.333	2-10	.200	2-3	.667	1	5	6	2.9	0	2	3	0	0	12	12.8	
at Colorado State	2/23/16	*	34	2-7	.286	2-3	.667	4-4	1,000	0	1	1	2.8	4	4	3	0	0	10	12.7	
FRESNO STATE	02/27/16	*	38	2-6	.333	0-2	.000	5-6	.833	1	4	5	2.9	5	2	3	0	0	9	12.5	
SAN DIEGO STATE	3/1/16	*	29	3-7	.429	2-5	.400	2-2	1,000	1	1	2	2.9	3	1	4	0	0	10	12.4	
at Nevada	03/05/16	*	30	5-11	.455	3-5	.600	3-4	.750	0	1	1	2.8	4	6	3	0	1	16	12.6	
Totals			30	905	119-334	.356	52-157	.331	87-117	.744	10	74	84	2.8	88	113	98	0	23	377	12.6

Games played: 30
Minutes/game: 30.2
Points/game: 12.6
FG Pct: 35.6
3FG Pct: 33.1
FT Pct: 74.4

Rebounds/game: 2.8
Assists/game: 3.8
Turnovers/game: 3.3
Assist/turnover ratio: 1.2
Steals/game: 0.8

Points: 29 vs. Oral Roberts (12-1-15)

FG: 10 vs. Oral Roberts (12-1-15)

FGA: 20 vs. Oral Roberts (12-1-15)

3FG: 4, Three times

3FGA: 10, Twice

FT: 8, Twice

FTA: 10, Twice

Rebounds: 6, Twice

Assists: 9 vs. New Mexico State (12-16-16)

Blocks:

Steals: 4 vs. Utah State (1-9-16)

Minutes Played: 40 at San Diego State (2-6-16)

CAREER HIGHS

Points: 29 vs. Oral Roberts (12-1-15)

FG: 10 vs. Oral Roberts (12-1-15)

FGA: 20 vs. Oral Roberts (12-1-15)

3FG: 6 vs. Marquette (12-21-13)

3FGA: 10 (3x) Last Time at Air Force (2-20-16)

FT: 8 (3x) Last Time at UNLV (1-12-16)

FTA: 10 (3x) Last Time at UNLV (1-12-16)

Rebounds: 6 (2x) Last Time at Air Force (2-20-16)

Assists: 9 vs. New Mexico State (12-16-16)

Blocks: N/A

Steals: 4 vs. Utah State (1-9-16)

Minutes Played: 40 at San Diego State (2-6-16)

MISCELLANEOUS STATISTICS

SEASON

Double-Digit Scoring
20+ Point Scoring
Led Team in Scoring
Led Team in Assists
Led Team in Steals

22
4
3
19
5

CAREER

33
7
7
22
6

CAREER STATISTICS

			Total		3-Point		F-Throws		Rebounds										Scoring	
Season	gp-gs	min/avg	fg-fga	pct	fg-fga	pct	ft-fa	pct	off	def	tot	avg	pf	fo	ast	to	blk	stl	pts	avg
2013-14	34-3	677/19.9	75-201	.373	42-117	.359	51-71	.718	9	49	58	1.7	80	1	65	64	0	12	243	7.1
2014-15	3-3	89/29.7	13-35	.371	8-16	.500	17-20	.850	0	4	4	1.3	7	0	11	7	0	2	51	17.0
2015-16	30-30	905/30.2	119-334	.356	52-157	.331	87-117	.744	10	74	84	2.8	88	5	113	98	0	23	377	12.6
TOTAL	67-36	1671/24.9	207-570	.363	102-290	.352	155-208	.745	19	127	146	2.2	175	6	189	169	0	37	671	10.0

THE 2015-16 LOBOS



Jordan Hunter

3

5'11" - 180 lbs. - Freshman - Guard
Beaumont, Texas (Ozen HS)

NOTEWORTHY :

- Made first start of any freshman this season against San Jose State
- Scored 10 against Washington State, first freshman to hit double-digit scoring this season
- District Co-MVP as a senior in high school
- Reached the championship game of the 2015 Texas 5A state tournament

GAME-BY-GAME STATISTICS

SEASON HIGHS

#03 HUNTER, Jordan

Opponent	Date	gs	min	Total		3-Pointers		Free throws		Rebounds				pf	a	t/o	blk	stl	pts	avg
				fg-fga	pct	3fg-fga	pct	ft-fa	pct	off	def	tot	avg							
TEXAS SOUTHERN	11/13/15	5	0-1	.000	0-0	.000	0-0	.000	0	0	0	0.0	0	1	0	0	0	0	0.0	
at New Mexico State	11/15/15	4	1-1	1.000	1-1	1.000	0-0	.000	0	1	1	0.5	0	1	0	0	0	3	1.5	
LOYOLA-CHICAGO	11/18/15	11	1-2	.500	0-1	.000	0-0	.000	0	1	1	0.7	0	2	1	0	0	2	1.7	
at USC	11/21/15	2	0-0	.000	0-0	.000	0-0	.000	0	1	1	0.8	0	0	0	1	0	0	1.3	
NICHOLLS STATE	11/25/15	2	1-1	1.000	0-0	.000	0-0	.000	0	1	1	0.8	0	0	0	0	0	2	1.4	
ORAL ROBERTS	12/1/15	4	1-2	.500	0-1	.000	0-0	.000	0	0	0	0.7	0	1	0	0	0	2	1.5	
at Purdue	12/05/15	9	0-1	.000	0-0	.000	0-1	.000	0	0	0	0.6	0	3	1	0	1	1	1.3	
NORTHERN IOWA	12/12/15	15	2-3	.667	2-3	.667	0-0	.000	0	2	2	0.8	1	1	1	1	0	6	1.9	
NEW MEXICO STATE	12/16/15	3	0-2	.000	0-0	.000	0-0	.000	0	1	1	0.8	1	0	0	0	1	0	0.7	
RICE	12/19/15	6	2-4	.500	1-3	.333	0-0	.000	0	1	1	0.8	2	1	3	0	0	5	2.0	
vs Auburn	12-22-15	dnp	-	-	-	-	-	-	-	-	-	-	-	-	-	-	-	-	-	
vs BYU	12-23-15	16	1-2	.500	0-0	.000	0-0	.000	0	1	1	0.8	1	1	2	0	0	2	2.0	
vs Washington State	12-25-15	28	3-6	.500	0-3	.000	4-5	.800	0	2	2	0.9	0	2	0	0	1	10	2.7	
NEVADA	12/30/15	9	0-1	.000	0-0	.000	0-0	.000	0	0	0	0.8	2	2	1	0	0	0	2.5	
at Fresno State	01/02/16	10	1-2	.500	1-1	1.000	0-0	.000	1	2	3	1.0	0	1	2	0	1	3	2.5	
UTAH STATE	01/09/16	7	2-2	1.000	0-0	.000	0-0	.000	0	3	3	1.1	0	1	1	0	3	4	2.6	
at UNLV	01/12/16	8	1-3	.333	0-0	.000	0-0	.000	0	0	0	1.1	0	1	0	0	0	2	2.6	
WYOMING	1/16/16	6	0-0	.000	0-0	.000	0-0	.000	0	2	2	1.1	1	1	0	0	0	0	2.4	
at San Jose State	1/23/16	18	2-3	.667	1-2	.500	0-0	.000	0	0	0	1.1	3	2	2	0	1	5	2.6	
AIR FORCE	1/27/16	11	0-0	.000	0-0	.000	0-0	.000	1	1	2	1.1	1	2	1	0	0	0	2.4	
at Boise State	01/30/16	15	2-3	.667	1-2	.500	0-0	.000	0	0	0	1.1	3	0	1	0	0	0	5.6	
UNLV	2/2/16	8	0-3	.000	0-0	.000	0-0	.000	1	0	1	1.0	0	1	0	0	1	0	2.4	
at SAN DIEGO STATE	02-06-16	8	1-4	.250	1-2	.500	0-0	.000	0	1	1	1.0	2	1	1	0	1	3	2.5	
at Utah State	02/09/16	3	0-2	.000	0-1	.000	0-0	.000	0	0	0	1.0	0	1	2	0	0	0	2.3	
SAN JOSE STATE	02/13/16	11	0-2	.000	0-1	.000	1-2	.500	0	1	1	1.0	1	2	1	0	1	1	2.3	
BOISE STATE	2/17/16	20	2-2	1.000	2-2	1.000	0-0	.000	0	1	1	1.0	2	2	1	0	2	6	2.4	
at Air Force	2/20/16	5	0-0	.000	0-0	.000	0-0	.000	0	0	0	1.0	1	1	0	0	0	0	2.3	
at Colorado State	2/23/16	7	0-1	.000	0-1	.000	2-2	1.000	0	1	1	1.0	1	0	2	0	1	2	2.3	
FRESNO STATE	02/27/16	dnp	-	-	-	-	-	-	-	-	-	-	-	-	-	-	-	-	-	
SAN DIEGO STATE	3/1/16	2	0-0	.000	0-0	.000	0-0	.000	0	0	0	0.9	0	0	1	0	0	0	2.3	
at Nevada	03/05/16	dnp	-	-	-	-	-	-	-	-	-	-	-	-	-	-	-	-	-	
Totals		1	253	23-53	.434	10-24	.417	7-10	.700	3	23	26	0.9	22	31	26	1	14	63	2.3

Games played: 28
Minutes/game: 9.0
Points/game: 2.3
FG Pct: 43.4
3FG Pct: 41.7
FT Pct: 70.0

Rebounds/game: 0.9
Assists/game: 1.1
Turnovers/game: 0.9
Assist/turnover ratio: 1.2
Steals/game: 0.5
Blocks/game: 0.0

Points: 10 vs. Washington State (12-25-15)

FG: 3 vs. Washington State (12-25-15)

FGA: 5 vs. Washington State (12-25-15)

3FG: 2, Twice

3FGA: 3, Three times

FT: 4 vs. Washington State (12-25-15)

FTA: 5 vs. Washington State (12-25-15)

Rebounds: 3, Twice

Assists: 2, Five times

Blocks: 1 vs. Northern Iowa (12-12-15)

Steals: 3 vs. Utah State (1-9-16)

Minutes Played: 28 vs. Washington State (12-25-15)

CAREER HIGHS

MISCELLANEOUS STATISTICS

SEASON

CAREER

Double-Digit Scoring
Led Team in Blocks
Led Team in Assists

1
1
1

1
1
1

CAREER STATISTICS

			Total		3-Point		F-Throws		Rebounds											Scoring	
Season	gp-gs	min/avg	fg-fga	pct	fg-fga	pct	ft-fa	pct	off	def	tot	avg	pf	fo	ast	to	blk	stl	pts	avg	
2015-16	28-1	253/9.0	23-53	.434	10-24	.417	7-10	.700	3	23	26	0.9	22	0	31	26	1	14	63	2.3	
TOTAL	28-1	253/9.0	23-53	.434	10-24	.417	7-10	.700	3	23	26	0.9	22	0	31	26	1	14	63	2.3	

THE 2015-16 LOBOS



Elijah Brown
6'4" - 200 lbs. - RS-Sophomore - Guard
Orange County, Calif. (Butler)

4

NOTEWORTHY :

- 3x Mountain West Conference Player of the Week
- 41 Against Fresno State is most in WisePies Arena since 2003
- 33 points against San Jose State is school record off the bench
- 15-for-15 FT shooting vs. Nevada was one short of school record
- Son of former NBA head coach Mike Brown

GAME-BY-GAME STATISTICS

SEASON HIGHS

#04 BROWN, Elijah

Opponent	Date	gs	min	Total		3-Pointers		Free throws		Rebounds				pf	a	t/o	blk	stl	pts	avg	
				fg-fga	pct	3fg-fga	pct	ft-fa	pct	off	def	tot	avg								
TEXAS SOUTHERN	11/13/15	*	24	6-9	.667	2-5	.400	2-3	.667	1	2	3	3.0	2	6	1	1	1	16	16.0	
at New Mexico State	11/15/15	*	35	8-17	.471	2-7	.286	13-14	.929	2	4	6	4.5	2	2	2	0	0	31	23.5	
LOYOLA-CHICAGO	11/18/15	*	30	2-6	.333	0-3	.000	2-2	1.000	0	5	5	4.7	2	3	4	0	1	6	17.7	
at USC	11/21/15	*	36	6-21	.286	4-12	.333	2-2	1.000	0	5	5	4.8	2	0	0	0	1	18	17.8	
NICHOLLS STATE	11/25/15	*	30	5-12	.417	2-9	.222	6-6	1.000	2	7	9	5.6	2	5	2	0	2	18	17.8	
ORAL ROBERTS	12/1/15	*	34	5-12	.417	4-9	.444	1-2	.500	2	5	7	5.8	2	5	1	0	2	15	17.3	
at Purdue	12/05/15	*	34	6-12	.500	3-5	.600	6-7	.857	0	4	4	5.6	2	3	5	0	1	21	17.9	
NORTHERN IOWA	12/12/15	*	38	9-15	.600	2-6	.333	5-6	.833	0	7	7	5.8	2	2	1	0	1	25	18.8	
NEW MEXICO STATE	12/16/15	*	34	7-14	.500	3-6	.500	3-5	.600	1	7	8	6.0	1	6	2	0	1	20	18.9	
RICE	12/19/15	*	30	5-13	.385	3-9	.333	8-9	.889	0	5	5	5.9	2	2	3	0	1	21	19.1	
vs Auburn	12-22-15	*	35	10-17	.588	6-9	.667	7-9	.778	0	7	7	6.0	4	0	5	0	1	33	20.4	
vs BYU	12-23-15	*	33	3-11	.273	2-6	.333	8-10	.800	0	3	3	5.8	2	2	1	0	0	16	20.0	
vs Washington State	12-25-15	*	35	4-14	.286	0-4	.000	7-8	.875	1	6	7	5.8	2	2	5	0	1	15	19.6	
NEVADA	12/30/15	*	37	4-12	.333	1-5	.200	15-15	1.000	1	4	5	5.8	2	4	5	0	3	24	19.9	
at Fresno State	01/02/16	*	25	2-4	.500	1-3	.333	7-7	1.000	0	3	3	5.6	3	3	6	0	0	12	19.4	
UTAH STATE	01/09/16	*	33	6-10	.600	2-4	.500	4-4	1.000	0	6	6	5.6	2	5	2	0	0	18	19.3	
at UNLV	01/12/16	*	37	10-20	.500	3-7	.429	1-2	.500	0	10	10	5.9	3	1	0	0	1	24	19.6	
WYOMING	1/16/16		24	4-9	.444	1-3	.333	4-7	.571	1	4	5	5.8	4	0	2	0	1	13	19.2	
at San Jose State	1/23/16		28	10-15	.667	4-5	.800	9-9	1.000	1	5	6	5.8	2	2	4	0	2	33	19.9	
AIR FORCE	1/27/16	*	25	5-8	.625	4-6	.667	3-5	.600	0	3	3	5.7	2	2	5	0	0	17	19.8	
at Boise State	01/30/16	*	37	7-15	.467	4-7	.571	12-14	.857	1	4	5	5.7	0	5	3	0	0	30	20.3	
UNLV	2/2/16	*	39	6-16	.375	2-6	.333	12-12	1.000	3	2	5	5.6	1	4	6	0	2	26	20.5	
at SAN DIEGO STATE	02-06-16	*	43	4-20	.200	3-12	.250	12-14	.857	1	3	4	5.6	1	5	1	0	1	23	20.7	
at Utah State	02/09/16	*	34	7-16	.438	4-10	.400	4-4	1.000	0	1	1	5.4	4	5	1	0	1	22	20.7	
SAN JOSE STATE	02/13/16	*	34	5-15	.333	2-7	.286	9-10	.900	1	2	3	5.3	3	4	4	1	2	21	20.7	
BOISE STATE	2/17/16	*	35	7-17	.412	4-7	.571	8-12	.667	0	6	6	5.3	1	1	3	0	0	26	20.9	
at Air Force	2/20/16	*	37	10-20	.500	7-17	.412	5-8	.625	0	4	4	5.3	1	2	5	0	2	32	21.3	
at Colorado State	2/23/16	*	37	5-16	.313	2-10	.200	4-4	1.000	0	5	5	5.3	2	6	5	0	1	16	21.1	
FRESNO STATE	02/27/16	*	39	13-23	.565	5-7	.714	10-13	.769	2	9	11	5.4	2	6	6	0	1	41	21.8	
SAN DIEGO STATE	3/1/16	*	34	2-14	.143	2-6	.333	12-13	.923	1	2	3	5.4	0	2	6	0	1	18	21.7	
at Nevada	03/05/16	*	34	5-15	.333	1-6	.167	6-8	.750	1	7	8	5.5	3	3	6	0	2	17	21.5	
Totals			28	1040	188-438	429	85-218	.390	207-244	.848	22	147	169	5.5	63	98	102	2	33	668	21.5

Games played: 31
Minutes/game: 33.5
Points/game: 21.5
FG Pct: 42.9
3FG Pct: 39.0
FT Pct: 84.8

Rebounds/game: 5.5
Assists/game: 3.2
Turnovers/game: 3.3
Assist/turnover ratio: 1.0
Steals/game: 1.1
Blocks/game: 0.1

Points: 41 vs. Fresno State (2-27-16)

FG: 11 vs. Fresno State (2-27-16)

FGA: 23 vs. Fresno State (2-27-16)

3FG: 7 at Air Force (2-20-16)

3FGA: 13 at Air Force (2-20-16)

FT: 15 vs. Nevada (12-30-15)

FTA: 15 vs. Nevada (12-30-15)

Rebounds: 11 vs. Fresno State (2-27-16)

Assists: 6, Four times

Blocks: 1, Twice

Steals: 3 vs. Nevada (12-30-15)

Minutes Played: 43 at San Diego State (2-6-16)

CAREER HIGHS

MISCELLANEOUS STATISTICS

	SEASON	CAREER
30+ Scoring	6	6
20+ Scoring	17	17
10+ Rebounds	2	2
Double-Doubles	2	2
Double-Digit Scoring	30	30
Led Team in Scoring	21	21
Led Team in Assists	13	13
Led Team in Rebounds	7	7
Led Team in Steals	14	14

CAREER STATISTICS

Season	gp-gs	min/avg	Total		3-Point		F-Throws		Rebounds				pf	fo	ast	to	blk	stl	Scoring	
			fg-fga	pct	fg-fga	pct	ft-fa	pct	off	def	tot	avg							pts	avg
2015-16	31-28	1040/33.5	188-438	.429	85-218	.390	207-244	.848	22	147	169	5.5	63	0	98	102	2	33	668	21.5
TOTAL	31-28	1040/33.5	188-438	.429	85-218	.390	207-244	.848	22	147	169	5.5	63	0	98	102	2	33	668	21.5

THE 2015-16 LOBOS



Obij Aget

7'1" - 220 lbs. - Junior - Center
Juba, South Sudan (La Lumiere HS)

11

NOTEWORTHY :

- Averaging 13 points, 12.5 rebounds per game against Nevada
- 64 percent shooter
- Six games with perfect field goal percentage
- Academic All-MW selection
- From a family of 12 children

GAME-BY-GAME STATISTICS

SEASON HIGHS

#11 AGET, Obij

Opponent	Date	gs	min	Total		3-Pointers		Free throws		Rebounds				pf	a	t/o	blk	stl	pts	avg	
				fg	pct	fg-3pt	pct	ft	pct	off	def	tot	avg								
TEXAS SOUTHERN	11/13/15	*	15	2-2	1.000	0-0	0-0	2-2	1.000	3	3	6	0	1	0	2	1	0	6	6.0	
at New Mexico State	11/15/15	*	32	3-5	.600	0-0	0-0	0-0	.000	4	2	6	0	5	0	1	0	0	6	6.0	
LOYOLA-CHICAGO	11/18/15	*	20	4-5	.800	0-0	0-0	0-0	.000	1	7	8	6	3	1	1	1	0	8	6.7	
at USC	11/21/15	*	39	5-8	.625	0-0	0-0	1-2	.500	6	5	11	7	8	2	0	1	0	11	7.8	
NICHOLLS STATE	11/25/15	*	16	3-3	1.000	0-0	0-0	3-4	.750	2	6	8	7	8	1	0	0	0	9	8.0	
ORAL ROBERTS	12/1/15	*	21	2-3	.667	0-0	0-0	2-2	1.000	1	2	3	7	0	4	0	4	0	6	7.7	
at Purdue	12/05/15	*	10	3-3	1.000	0-0	0-0	1-2	.500	0	2	2	6	3	5	0	1	0	7	7.6	
NORTHERN IOWA	12/12/15	*	26	3-4	.750	0-0	0-0	2-3	.667	2	2	4	6	0	4	0	1	0	8	7.6	
NEW MEXICO STATE	12/16/15	*	22	3-3	1.000	0-0	0-0	1-1	1.000	0	1	1	5	4	3	0	0	2	7	7.6	
RICE	12/19/15	*	22	3-5	.600	0-0	0-0	5-8	.625	2	5	7	5	6	2	2	2	5	0	11	7.9
vs Auburn	12-22-15	*	34	2-2	1.000	0-0	0-0	3-4	.750	2	7	9	5	9	2	0	2	2	0	7	7.8
vs BYU	12-23-15	*	16	1-4	.250	0-0	0-0	0-0	.000	3	1	4	5	8	4	0	2	0	0	2	7.3
vs Washington State	12-25-15	*	32	2-5	.400	0-0	0-0	0-0	.000	4	2	6	5	8	2	1	4	2	1	4	7.1
NEVADA	12/30/15	*	33	7-9	.778	0-0	0-0	0-1	.000	6	5	11	6	1	2	0	2	3	3	14	7.6
at Fresno State	01/02/16	*	30	5-8	.625	0-0	0-0	0-0	.000	2	8	10	6	4	4	1	1	3	0	10	7.7
UTAH STATE	01/09/16	*	25	3-6	.500	0-0	0-0	0-0	.000	3	3	6	6	4	2	0	3	1	0	6	7.6
at UNLV	01/12/16	*	25	4-7	.571	0-0	0-0	3-4	.750	3	5	8	6	5	4	0	2	1	0	11	7.8
WYOMING	1/16/16	*	26	5-8	.625	0-0	0-0	1-2	.500	2	3	5	6	4	4	1	1	1	0	11	8.0
at San José State	1/23/16	*	17	3-3	1.000	0-0	0-0	0-0	.000	2	3	5	6	3	3	0	1	0	0	6	7.9
AIR FORCE	1/27/16	*	18	0-2	.000	0-0	0-0	0-0	.000	0	0	0	6	0	3	2	1	1	0	0	7.5
at Boise State	01/30/16	*	25	3-5	.600	0-0	0-0	0-0	.000	3	5	8	6	1	4	1	1	1	0	6	7.4
UNLV	2/2/16	*	29	5-6	.833	0-0	0-0	0-1	.000	1	6	7	6	1	3	0	0	2	0	10	7.5
at SAN DIEGO STATE	02-06-16	*	19	3-4	.750	0-0	0-0	0-0	.000	1	2	3	6	0	4	0	1	1	0	6	7.5
at Utah State	02/09/16	*	22	1-2	.500	0-0	0-0	0-0	.000	0	4	4	5	9	2	1	2	1	0	2	7.3
SAN JOSE STATE	02/13/16	*	15	4-8	.500	0-0	0-0	3-3	1.000	2	4	6	5	9	4	0	0	2	0	11	7.4
BOISE STATE	2/17/16	*	16	0-1	.000	0-0	0-0	0-0	.000	1	3	4	5	8	3	0	1	0	0	0	7.1
at Air Force	2/20/16	*	11	0-0	.000	0-0	0-0	0-0	.000	2	2	4	5	8	3	0	2	0	0	0	6.9
at Colorado State	2/23/16	*	31	3-4	.750	0-0	0-0	2-2	1.000	1	4	5	5	8	2	0	2	1	1	8	6.9
FRESNO STATE	02/27/16	*	11	1-2	.500	0-0	0-0	1-2	.500	2	1	3	5	7	4	0	0	0	0	3	6.8
SAN DIEGO STATE	3/1/16	*	19	1-2	.500	0-0	0-0	2-2	1.000	0	2	2	5	5	4	1	2	0	0	4	6.7
at Nevada	03/05/16	*	33	5-10	.500	0-0	0-0	2-3	.667	5	9	14	5	8	0	0	1	2	0	12	6.8
Totals			31	710	89-139	.640	0-0	.000	34-48	.708	66	114	180	5.8	93	11	44	38	7	212	6.8

Games played: 31
Minutes/game: 22.9
Points/game: 6.8
FG Pct: 64.0
FT Pct: 70.8

Rebounds/game: 5.8
Assists/game: 0.4
Turnovers/game: 1.4
Assist/turnover ratio: 0.3
Steals/game: 0.2
Blocks/game: 1.2

Points: 14 vs. Nevada (12-30-15)

FG: 7 vs. Nevada (12-30-15)

FGA: 10 at Nevada (3-5-16)

3FG:

3FGA:

FT: 5 vs. Rice (12-19-15)

FTA: 8 vs. Rice (12-19-15)

Rebounds: 14 at Nevada (3-5-16)

Assists: 2, Twice

Blocks: 5 vs. Rice (12-19-15)

Steals: 3 vs. Nevada (12-30-15)

Minutes Played: 39 at USC (11-21-15)

CAREER HIGHS

Points: 14 (3x) Last Time vs. Nevada (12-30-15)

FG: 7 vs. Nevada (12-30-15)

FGA: 11 vs. Wyoming (3-7-15)

3FG: N/A

3FGA: N/A

FT: 5 (2x) Last Time vs. Rice (12-19-15)

FTA: 8 vs. Rice (12-19-15)

Rebounds: 14 at Nevada (3-5-16)

Assists: 2 (2x) Last Time vs. Air Force (1-27-16)

Blocks: 5 vs. Rice (12-19-15)

Steals: 3 (2x) Last Time vs. Nevada (12-30-15)

Minutes Played: 42 vs. Wyoming (3-7-15)

MISCELLANEOUS STATISTICS

SEASON

CAREER

Led Team in Scoring
Double-Digit Scoring
10+ Rebounds
Double-Doubles
Led Team in Rebounding
Led Team in Blocks
Led Team in Steals

9
4
4
8
14
1

4
17
8
8
20
31
3

CAREER STATISTICS

			Total		3-Point		F-Throws		Rebounds											Scoring	
Season	gp-gs	min/avg	fg-fga	pct	fg-fga	pct	ft-fta	pct	off	def	tot	avg	pf	fo	ast	to	blk	stl	pts	avg	
2013-14	28-2	176/6.3	14-26	.538	0-0	.000	7-13	.538	13	24	37	1.3	30	1	2	7	5	1	35	1.3	
2014-15	31-31	765/24.7	81-145	.559	0-0	.000	50-77	.649	60	108	168	5.4	80	4	8	43	42	16	212	6.8	
2015-16	31-31	710/22.9	89-139	.640	0-0	.000	34-48	.708	66	114	180	5.8	93	2	11	44	38	7	212	6.8	
TOTAL	90-64	1651/18.3	184-310	.594	0-0	.000	91-138	.659	139	246	385	4.3	203	7	21	94	85	24	459	5.1	

NEW MEXICO BASKETBALL
WWW.GOLOBOS.COM

THE 2015-16 LOBOS



Devon Williams
6'8" - 210 lbs. - RS-Junior - Forward
Dallas, Texas (Woodrow Wilson HS)

12

NOTEWORTHY :

- Out due to injury
- Decorated prep career at Woodrow Wilson High School
- Academic All-MW selection
- Started 30 games at the forward position in 2014-15

GAME-BY-GAME STATISTICS

SEASON HIGHS

#12 WILLIAMS, Devon

Opponent	Date	gs	min	Total		3-Pointers		Free throws		Rebounds				pf	a	t/o	blk	stl	pts	avg
				fg-fga	pct	3fg-fga	pct	ft-fa	pct	off	def	tot	avg							
TEXAS SOUTHERN	11/13/15	14		0-0	.000	0-0	.000	2-4	.500	0	3	3	3.0	3	0	0	0	1	2	2.0
at New Mexico State	11/15/15	14		0-1	.000	0-0	.000	2-2	1.000	0	0	0	1.5	1	0	1	0	0	2	2.0
LOYOLA-CHICAGO	11/18/15	dnp		-	-	-	-	-	-	-	-	-	-	-	-	-	-	-	-	-
at USC	11/21/15	dnp		-	-	-	-	-	-	-	-	-	-	-	-	-	-	-	-	-
NICHOLLS STATE	11/25/15	dnp		-	-	-	-	-	-	-	-	-	-	-	-	-	-	-	-	-
ORAL ROBERTS	12/1/15	dnp		-	-	-	-	-	-	-	-	-	-	-	-	-	-	-	-	-
at Purdue	12/05/15	dnp		-	-	-	-	-	-	-	-	-	-	-	-	-	-	-	-	-
NORTHERN IOWA	12/12/15	dnp		-	-	-	-	-	-	-	-	-	-	-	-	-	-	-	-	-
NEW MEXICO STATE	12/16/15	dnp		-	-	-	-	-	-	-	-	-	-	-	-	-	-	-	-	-
RICE	12/19/15	dnp		-	-	-	-	-	-	-	-	-	-	-	-	-	-	-	-	-
vs Auburn	12-22-15	dnp		-	-	-	-	-	-	-	-	-	-	-	-	-	-	-	-	-
vs BYU	12-23-15	dnp		-	-	-	-	-	-	-	-	-	-	-	-	-	-	-	-	-
vs Washington State	12-25-15	dnp		-	-	-	-	-	-	-	-	-	-	-	-	-	-	-	-	-
NEVADA	12/30/15	dnp		-	-	-	-	-	-	-	-	-	-	-	-	-	-	-	-	-
at Fresno State	01/02/16	dnp		-	-	-	-	-	-	-	-	-	-	-	-	-	-	-	-	-
UTAH STATE	01/09/16	dnp		-	-	-	-	-	-	-	-	-	-	-	-	-	-	-	-	-
at UNLV	01/12/16	dnp		-	-	-	-	-	-	-	-	-	-	-	-	-	-	-	-	-
WYOMING	1/16/16	dnp		-	-	-	-	-	-	-	-	-	-	-	-	-	-	-	-	-
at San José State	1/23/16	dnp		-	-	-	-	-	-	-	-	-	-	-	-	-	-	-	-	-
AIR FORCE	1/27/16	dnp		-	-	-	-	-	-	-	-	-	-	-	-	-	-	-	-	-
at Boise State	01/30/16	dnp		-	-	-	-	-	-	-	-	-	-	-	-	-	-	-	-	-
UNLV	2/2/16	dnp		-	-	-	-	-	-	-	-	-	-	-	-	-	-	-	-	-
at Utah State	02/09/16	dnp		-	-	-	-	-	-	-	-	-	-	-	-	-	-	-	-	-
SAN JOSÉ STATE	02/13/16	dnp		-	-	-	-	-	-	-	-	-	-	-	-	-	-	-	-	-
BOISE STATE	2/17/16	dnp		-	-	-	-	-	-	-	-	-	-	-	-	-	-	-	-	-
at Air Force	2/20/16	dnp		-	-	-	-	-	-	-	-	-	-	-	-	-	-	-	-	-
at Colorado State	2/23/16	dnp		-	-	-	-	-	-	-	-	-	-	-	-	-	-	-	-	-
FRESNO STATE	02/27/16	dnp		-	-	-	-	-	-	-	-	-	-	-	-	-	-	-	-	-
SAN DIEGO STATE	3/1/16	dnp		-	-	-	-	-	-	-	-	-	-	-	-	-	-	-	-	-
at Nevada	03/05/16	dnp		-	-	-	-	-	-	-	-	-	-	-	-	-	-	-	-	-
Totals		0	28	0-1	.000	0-0	.000	4-6	.667	0	3	3	1.5	4	0	1	0	1	4	2.0

Games played: 2
Minutes/game: 14.0
Points/game: 2.0
FG Pct: 0.0
FT Pct: 66.7

Rebounds/game: 1.5
Turnovers/game: 0.5
Steals/game: 0.5

Points: 2, Twice

FG:

FGA: 1 at New Mexico State (11-15-15)

3FG:

3FGA:

FT: 2, Twice

FTA: 4 vs. Texas Southern (11-13-15)

Rebounds: 3 vs. Texas Southern (11-13-15)

Assists:

Blocks:

Steals: 1 vs. Texas Southern (11-13-15)

Minutes Played: 14, Twice

CAREER HIGHS

Points: 15 vs. USC (11-30-14)

FG: 7 vs. Wyoming (3-7-15)

FGA: 11 (2x) Last Time vs. Wyoming (3-7-15)

3FG: 1 (5x) Last Time at Wyoming (1-24-15)

3FGA: 5 vs. USC (11-30-14)

FT: 5 (2x) Last Time vs. UNLV (2-21-15)

FTA: 6 (4x) Last Time vs. UNLV (2-21-15)

Rebounds: 10 vs. USC (11-30-14)

Assists: 2 (5x) Last Time vs. Wyoming (3-7-15)

Blocks: 3 (2x) Last Time vs. San Diego State (2-17-15)

Steals: 3 vs. Fresno State (12-31-14)

Minutes Played: 36 (2x) Last Time vs. Wyoming (3-7-15)

MISCELLANEOUS STATISTICS

SEASON

CAREER

Double-Digit Scoring
10+ Rebounds
Double-Doubles
Led Team in Scoring
Led Team in Rebounding
Led Team in Blocks
Led Team in Steals
Led Team in Assists

7
1
1
2
2
6
4
1

CAREER STATISTICS

Season	gp-gs	min/avg	Total		3-Point		F-Throws		Rebounds				pf	fo	ast	to	blk	stl	Scoring	
			fg-fga	pct	fg-fga	pct	ft-fa	pct	off	def	tot	avg							pts	avg
2013-14	5-0	8/1.6	1-1	1.000	0-0	.000	0-0	.000	1	1	2	0.4	6	0	1	1	0	0	2	0.4
2014-15	31-30	701/22.6	75-164	.457	5-19	.263	53-76	.697	48	56	104	3.4	63	1	20	46	20	17	208	6.7
2015-16	2-0	28/14.0	0-1	.000	0-0	.000	4-6	.667	0	3	3	1.5	4	0	0	1	0	1	4	2.0
TOTAL	38-30	737/19.4	76-166	.458	5-19	.263	57-82	.695	49	60	109	2.9	73	1	21	48	20	18	214	5.6

THE 2015-16 LOBOS



Dane Kuiper

14

6'7" - 200 lbs. - Freshman - Guard/Forward
Wasilla, Alaska (Corona del Sol HS (Ariz.))

NOTEWORTHY :

- Set career-highs of 11 points, four rebounds, four assists and two blocks at San Jose State
- Rated as the top player in Arizona for the 2015 recruiting class
- Helped guide Tempe Corona del Sol to a pair of state championships
- One of five NCAA Division I players from the 2014-15 Corona del Sol Aztecs

GAME-BY-GAME STATISTICS

SEASON HIGHS

#14 KUIPER, Dane

Opponent	Date	gs	min	Total		3-Pointers		Free throws		Rebounds				pf	a	t/o	blk	stl	pts	avg
				fg-fga	pct	3fg-fga	pct	ft-fa	pct	off	def	tot	avg							
TEXAS SOUTHERN	11/13/15	8	0-2	.000	0-1	.000	0-0	1-2	.500	0	0	0	0	1	1	0	1	1	1.0	
at New Mexico State	11/15/15	4	0-0	.000	0-0	.000	0-0	.000	0	0	0	0	0	0	1	0	0	0	0.5	
LOYOLA-CHICAGO	11/18/15	5	0-0	.000	0-0	.000	0-0	.000	0	1	1	0.3	0	0	0	0	0	0	0.3	
at USC	11/21/15	dnp	-	-	-	-	-	-	-	-	-	-	-	-	-	-	-	-	-	
NICHOLLS STATE	11/25/15	6	0-1	.000	0-1	.000	0-0	.000	0	0	0	0.3	1	1	0	0	0	0	0.3	
ORAL ROBERTS	12/1/15	3	0-0	.000	0-0	.000	0-0	.000	0	1	1	0.4	2	1	0	0	0	0	0.2	
at Purdue	12/05/15	dnp	-	-	-	-	-	-	-	-	-	-	-	-	-	-	-	-	-	
NORTHERN IOWA	12/12/15	dnp	-	-	-	-	-	-	-	-	-	-	-	-	-	-	-	-	-	
NEW MEXICO STATE	12/16/15	7	1-2	.500	0-0	.000	0-0	.000	0	3	3	0.8	2	1	0	0	0	2	0.5	
RICE	12/19/15	4	1-2	.500	0-0	.000	0-0	.000	0	0	0	0.7	0	0	0	0	0	2	0.7	
vs Auburn	12-22-15	dnp	-	-	-	-	-	-	-	-	-	-	-	-	-	-	-	-	-	
vs BYU	12-23-15	3	0-1	.000	0-0	.000	0-0	.000	0	0	0	0.6	0	0	0	0	0	0	0.6	
vs Washington State	12-25-15	2	0-1	.000	0-0	.000	0-0	.000	0	0	0	0.6	0	0	0	1	0	0	0.6	
NEVADA	12/30/15	dnp	-	-	-	-	-	-	-	-	-	-	-	-	-	-	-	-	-	
at Fresno State	01/02/16	dnp	-	-	-	-	-	-	-	-	-	-	-	-	-	-	-	-	-	
UTAH STATE	01/09/16	14	1-3	.333	0-1	.000	0-0	.000	0	3	3	0.8	0	1	1	0	2	2	0.7	
at UNLV	01/12/16	5	0-1	.000	0-0	.000	0-0	.000	1	0	1	0.8	0	0	2	0	0	0	0.6	
WYOMING	1/16/16	dnp	-	-	-	-	-	-	-	-	-	-	-	-	-	-	-	-	-	
at San Jose State	1/23/16	28	3-4	.750	2-3	.667	3-3	1.000	0	4	4	1.1	4	4	2	2	1	11	1.5	
AIR FORCE	1/27/16	9	0-1	.000	0-1	.000	0-0	.000	0	0	0	1.0	0	0	0	1	0	0	1.4	
at Boise State	01/30/16	6	0-0	.000	0-0	.000	0-0	.000	0	1	1	1.0	1	0	0	0	0	0	1.3	
UNLV	2/2/16	3	0-0	.000	0-0	.000	0-0	.000	0	0	0	0.9	1	0	0	0	0	0	1.2	
at SAN DIEGO STATE	02-06-16	4	0-0	.000	0-0	.000	0-0	.000	0	1	1	0.9	0	0	0	0	0	0	1.1	
at Utah State	02/09/16	6	0-0	.000	0-0	.000	0-0	.000	0	1	1	0.9	0	0	0	0	0	0	1.1	
SAN JOSE STATE	02/13/16	15	2-2	1.000	2-2	1.000	0-0	.000	0	3	3	1.1	1	2	0	2	0	6	1.3	
BOISE STATE	2/17/16	18	2-4	.500	1-2	.500	2-2	1.000	1	1	2	1.1	1	2	1	1	1	7	1.6	
at Air Force	2/20/16	15	0-6	.000	0-3	.000	0-0	.000	0	2	2	1.2	5	3	1	0	0	0	1.6	
at Colorado State	2/23/16	8	0-1	.000	0-0	.000	1-2	.500	1	1	2	1.2	0	1	0	0	0	1	1.5	
FRESNO STATE	02/27/16	11	0-1	.000	0-0	.000	0-0	.000	0	0	0	1.1	2	1	0	0	0	0	1.5	
SAN DIEGO STATE	3/1/16	9	1-2	.500	0-1	.000	0-0	.000	0	1	1	1.1	1	0	0	1	0	2	1.5	
at Nevada	03/05/16	11	1-3	.333	1-3	.333	0-0	.000	0	0	0	1.1	1	2	0	0	1	3	1.5	
Totals		0	204	12-37	.324	6-18	.333	7-9	.778	3	23	26	1.1	22	20	9	8	6	37	1.5

Games played: 24
Minutes/game: 8.5
Points/game: 1.5
FG Pct: 32.4
3FG Pct: 33.3
FT Pct: 77.8

Rebounds/game: 1.1
Assists/game: 0.8
Turnovers/game: 0.4
Assist/turnover ratio: 2.2
Steals/game: 0.3
Blocks/game: 0.3

Points: 11 at San Jose State (1-26-16)

FG: 3 at San Jose State (1-26-16)

FGA: 6 at Air Force (2-20-16)

3FG: 2, Twice

3FGA: 3, Three times

FT: 3 at San Jose State (1-26-16)

FTA: 3 at San Jose State (1-26-16)

Rebounds: 4 at San Jose State (1-26-16)

Assists: 4 at San Jose State (1-26-16)

Blocks: 2, Twice

Steals: 2 vs. Utah State (1-9-16)

Minutes Played: 28 at San Jose State (1-26-16)

CAREER HIGHS

MISCELLANEOUS STATISTICS

	SEASON	CAREER
Double-Digit Scoring	1	1
Led Team in Assists	2	2
Led Team in Blocks	1	1

CAREER STATISTICS

			Total		3-Point		F-Throws		Rebounds										Scoring	
Season	gp-gs	min/avg	fg-fga	pct	fg-fga	pct	ft-fa	pct	off	def	tot	avg	pf	fo	ast	to	blk	stl	pts	avg
2015-16	24-0	204/8.5	12-37	.324	6-18	.333	7-9	.778	3	23	26	1.1	22	1	20	9	8	6	37	1.5
TOTAL	24-0	204/8.5	12-37	.324	6-18	.333	7-9	.778	3	23	26	1.1	22	1	20	9	8	6	37	1.5

THE 2015-16 LOBOS



Sam Logwood
6'7" - 210 lbs. - Sophomore - Guard/Forward
Indianapolis, Ind. (La Lumiere HS)

20

NOTEWORTHY :

- Scored double digits against Loyola-Chicago, NMSU and UNLV
- Career highs of three blocks, four steals at San Diego State
- Career highs of seven boards, five assists against Wyoming
- Academic All-MW selection

GAME-BY-GAME STATISTICS

SEASON HIGHS

#20 LOGWOOD, Sam

Opponent	Date	gs	min	Total		3-Pointers		Free throws		Rebounds				pf	a	t/o	blk	stl	pts	avg	
				fg-fga	pct	3fg-fga	pct	ft-fga	pct	off	def	tot	avg								
TEXAS SOUTHERN	11/13/15	*	18	2-4	.500	0-1	.000	1-3	.333	0	3	3	3.0	2	2	0	0	1	5	5.0	
at New Mexico State	11/15/15	*	22	3-7	.429	2-2	1.000	1-1	1.000	4	1	5	4.0	2	0	1	1	0	9	7.0	
LOYOLA-CHICAGO	11/18/15	*	26	5-5	1.000	2-2	1.000	0-0	.000	1	3	4	4.0	2	2	1	2	0	12	8.7	
at USC	11/21/15	*	16	1-5	.200	0-2	.000	0-1	.000	2	4	6	4.5	3	1	3	0	0	2	7.0	
NICHOLLS STATE	11/25/15	*	19	2-4	.500	1-2	.500	1-2	.500	1	3	4	4.4	2	2	4	1	2	6	6.8	
ORAL ROBERTS	12/1/15	*	23	2-5	.400	1-2	.500	1-2	.500	1	1	2	4.0	3	1	0	1	1	6	6.7	
at Purdue	12/05/15	*	27	0-2	.000	0-1	.000	0-0	.000	1	3	4	4.0	5	1	2	0	2	0	5.7	
NORTHERN IOWA	12/12/15	*	22	2-3	.667	1-1	1.000	1-3	.333	3	4	7	4.4	3	1	3	0	0	6	5.8	
NEW MEXICO STATE	12/16/15	*	22	2-5	.400	1-3	.333	5-8	.625	1	3	4	4.3	2	2	0	0	0	10	6.2	
RICE	12/19/15	*	31	1-2	.500	1-2	.500	1-2	.500	0	3	3	4.2	2	2	1	0	2	4	6.0	
vs Auburn	12-22-15	*	34	2-6	.333	0-2	.000	1-1	1.000	1	3	4	4.2	4	3	6	0	1	5	5.9	
vs BYU	12-23-15	*	27	2-4	.500	0-0	.000	0-0	.000	0	1	1	3.9	0	1	2	0	1	4	5.8	
vs Washington State	12-25-15	*	26	3-6	.500	0-1	.000	0-0	.000	0	4	4	3.9	1	3	0	0	0	6	5.8	
NEVADA	12/30/15	*	30	1-5	.200	1-2	.500	2-4	.500	3	2	5	4.0	4	2	2	1	2	5	5.7	
at Fresno State	01/02/16	*	23	3-6	.500	0-0	.000	0-0	.000	0	4	4	4.0	3	2	1	0	1	6	5.7	
UTAH STATE	01/09/16	*	21	3-3	1.000	0-0	.000	2-4	.500	1	0	1	3.8	2	2	2	0	0	8	5.9	
at UNLV	01/12/16	*	29	4-9	.444	1-1	1.000	3-4	.750	3	3	6	3.9	1	1	3	0	1	12	6.2	
WYOMING	1/16/16	*	39	0-5	.000	0-1	.000	1-2	.500	1	6	7	4.1	3	5	2	0	0	1	5.9	
at San Jose State	1/23/16	*	9	1-2	.500	0-0	.000	0-2	.000	0	2	2	4.0	4	2	1	0	0	2	5.7	
AIR FORCE	1/27/16	*	23	3-6	.500	0-1	.000	2-3	.667	0	6	6	4.1	1	2	3	0	0	8	5.9	
at Boise State	01/30/16	*	34	3-5	.600	1-1	1.000	1-2	.500	1	5	6	4.2	3	4	3	0	0	8	6.0	
UNLV	2/2/16	*	33	2-6	.333	0-1	.000	1-2	.500	2	1	3	4.1	2	2	1	1	1	5	5.9	
at SAN DIEGO STATE	02-06-16	*	41	2-9	.222	0-2	.000	0-0	.000	1	5	6	4.2	3	2	2	3	4	4	5.8	
at Utah State	02/09/16	*	25	3-7	.429	1-1	1.000	0-0	.000	2	1	3	4.2	5	3	1	0	1	7	5.9	
SAN JOSE STATE	02/13/16	*	23	2-6	.333	1-2	.500	1-2	.500	1	2	3	4.1	2	1	1	0	0	6	5.9	
BOISE STATE	2/17/16	*	22	3-7	.429	0-2	.000	2-2	1.000	2	1	3	4.1	2	0	0	0	0	8	6.0	
at Air Force	2/20/16	*	23	1-3	.333	0-2	.000	3-3	1.000	0	4	4	4.1	4	4	0	1	1	5	5.9	
at Colorado State	2/23/16	*	28	4-6	.667	0-0	.000	1-2	.500	2	3	5	4.1	4	0	0	1	0	9	6.0	
FRESNO STATE	02/27/16	*	29	2-6	.333	1-2	.500	0-0	.000	0	1	1	4.0	1	2	1	0	1	5	6.0	
SAN DIEGO STATE	3/1/16	*	29	3-6	.500	0-1	.000	0-0	.000	0	2	2	3.9	2	1	1	0	1	6	6.0	
at Nevada	03/05/16	*	27	2-5	.400	0-0	.000	2-3	.667	0	7	7	4.0	1	1	1	1	0	6	6.0	
Totals			31	801	69-160	.431	15-40	.375	33-58	.569	34	91	125	4.0	78	57	48	13	23	186	6.0

Games played: 31
Minutes/game: 25.8
Points/game: 6.0
FG Pct: 43.1
3FG Pct: 37.5
FT Pct: 56.9

Rebounds/game: 4.0
Assists/game: 1.8
Turnovers/game: 1.5
Assist/turnover ratio: 1.2
Steals/game: 0.7
Blocks/game: 0.4

Points: 12, Twice

FG: 5 vs. Loyola-Chicago (11-18-15)

FGA: 9 at San Diego State (2-6-16)

3FG: 2, Twice

3FGA: 3 vs. New Mexico State (12-16-16)

FT: 5 vs. New Mexico State (12-16-16)

FTA: 8 vs. New Mexico State (12-16-16)

Rebounds: 7, Three times

Assists: 5 vs. Wyoming (1-16-16)

Blocks: 3 at San Diego State (2-6-16)

Steals: 4 at San Diego State (2-6-16)

Minutes Played: 41 at San Diego State (2-6-16)

CAREER HIGHS

Points: 17 vs. Air Force (1-14-15)

FG: 6 (2x) Last Time vs. Air Force (3-11-15)

FGA: 11 vs. Air Force (3-11-15)

3FG: 2 (5x) Last Time vs. Nicholls State (11-25-15)

3FGA: 6 vs. Air Force (3-11-15)

FT: 5 vs. Air Force (1-14-15)

FTA: 6 vs. Air Force (1-14-15)

Rebounds: 7 (4x) Last Time at Nevada (3-5-16)

Assists: 5 vs. Wyoming (1-16-16)

Blocks: 3 at San Diego State (2-6-16)

Steals: 4 at San Diego State (2-6-16)

Minutes Played: 41 at San Diego State (2-6-16)

MISCELLANEOUS STATISTICS

SEASON

Led Team in Scoring
Double-Digit Scoring
Led Team in Rebounding
Led Team in Steals
Led Team in Blocks
Led Team in Assists

3
1
9
4
4

CAREER

2
9
2
12
5
6

CAREER STATISTICS

			Total		3-Point		F-Throws		Rebounds											Scoring	
Season	gp-gs	min/avg	fg-fga	pct	fg-fga	pct	ft-fa	pct	off	def	tot	avg	pf	fo	ast	to	blk	stl	pts	avg	
2014-15	28-16	572/20.4	57-145	.393	17-55	.309	40-55	.727	24	52	76	2.7	46	0	31	29	3	9	171	6.1	
2015-16	31-31	801/25.8	69-160	.431	15-40	.375	33-58	.569	34	91	125	4.0	78	2	57	48	13	23	186	6.0	
TOTAL	59-47	1373/23.3	126-305	.413	32-95	.337	73-113	.646	58	143	201	3.4	124	2	88	77	16	32	357	6.1	

THE 2015-16 LOBOS



Xavier Adams
6'4" - 205 lbs. - Sophomore - Guard
Flower Mound, Texas (Edward S. Marcus HS)

21

NOTEWORTHY :

- Team's leading scorer off the bench
- Had a career-high 14 point against Nevada and Air Force
- At least 20 minutes played in four of last six games
- Made first start this season against Wyoming
- Rated among top 15 players in the state of Texas as a high school senior

GAME-BY-GAME STATISTICS

SEASON HIGHS

#21 ADAMS, Xavier

Opponent	Date	gs	min	Total	fg-fga	pct	3fg-fga	pct	Free throws	ft-fa	pct	Rebounds	off	def	tot	avg	pf	a	tfo	blk	stl	pts	avg
TEXAS SOUTHERN	11/13/15	14	3-4	.750	1-1	1.000	0-0	.000	2	2	4	4.0	4	3	0	0	7	7.0					
at New Mexico State	11/15/15	14	1-2	.500	0-1	.000	0-0	.000	1	1	2	3.0	1	0	0	0	2	4.5					
LOYOLA-CHICAGO	11/18/15	11	2-4	.500	0-1	.000	3-4	.750	0	3	3	3.0	3	0	0	0	1	7	5.3				
at USC	11/21/15	16	1-6	.167	1-2	.500	2-2	1.000	2	1	3	3.0	1	0	1	0	5	5.3					
NICHOLLS STATE	11/25/15	8	2-5	.400	0-2	.000	0-0	.000	1	1	2	2.8	3	0	1	0	1	4	5.0				
ORAL ROBERTS	12/1/15	13	0-2	.000	0-0	.000	0-0	.000	0	0	0	2.3	3	2	0	0	0	4.2					
at Purdue	12/05/15	6	0-2	.000	0-1	.000	0-0	.000	1	2	3	2.4	1	1	1	0	1	0	3.6				
NORTHERN IOWA	12/12/15	16	1-2	.500	0-0	.000	0-0	.000	2	1	3	2.5	1	2	1	0	2	3.4					
NEW MEXICO STATE	12/16/15	11	2-4	.500	0-1	.000	1-1	1.000	1	1	2	2.4	2	0	1	0	5	3.6					
RICE	12/19/15	13	0-0	.000	0-0	.000	3-4	.750	1	2	3	2.5	4	3	0	1	3	3.5					
vs Auburn	12-22-15	6	0-0	.000	0-0	.000	0-2	.000	0	0	0	2.3	2	0	1	0	0	3.2					
vs BYU	12-23-15	9	0-0	.000	0-0	.000	2-2	1.000	0	0	0	2.1	1	0	2	0	2	3.1					
vs Washington State	12-25-15	11	1-2	.500	0-1	.000	2-4	.500	1	2	3	2.2	1	0	0	0	2	4	3.2				
NEVADA	12/30/15	20	4-6	.667	0-0	.000	6-8	.750	2	3	5	2.4	3	2	2	0	14	3.9					
at Fresno State	01/02/16	14	1-2	.500	0-1	.000	1-2	.500	0	0	0	2.2	2	2	3	2	3	3.9					
UTAH STATE	01/09/16	9	1-4	.250	0-1	.000	0-0	.000	1	1	2	2.2	1	0	0	0	2	3.8					
at UNLV	01/12/16	9	1-1	1.000	0-0	.000	1-2	.500	1	1	2	2.2	4	0	1	2	3	3.7					
WYOMING	1/16/16 *	18	5-8	.625	0-0	.000	3-4	.750	2	0	2	2.2	3	2	1	1	13	4.2					
at San José State	12/3/16 *	12	0-1	.000	0-0	.000	2-4	.500	0	0	0	2.1	3	1	2	0	2	4.1					
AIR FORCE	12/7/16 *	21	5-6	.833	1-1	1.000	3-5	.600	1	4	5	2.2	3	3	4	0	2	14	4.6				
at Boise State	01/30/16	9	2-3	.667	0-0	.000	0-0	.000	0	0	0	2.1	3	1	1	0	0	4	4.6				
UNLV	2/2/16	15	2-3	.667	0-0	.000	2-2	1.000	1	3	4	2.2	4	1	1	0	1	6	4.6				
at SAN DIEGO STATE	02-06-16	22	3-5	.600	1-1	1.000	0-0	.000	4	2	6	2.3	4	0	0	1	0	7	4.7				
at Utah State	02/09/16	16	3-5	.600	0-1	.000	2-2	1.000	1	2	3	2.4	4	0	1	1	8	4.9					
SAN JOSE STATE	02/13/16	22	0-3	.000	0-1	.000	4-8	.500	2	5	7	2.6	2	2	0	0	4	4.8					
BOISE STATE	2/17/16	23	2-4	.500	0-1	.000	3-4	.750	2	0	2	2.5	3	2	1	0	7	4.9					
at Air Force	2/20/16	21	0-1	.000	0-1	.000	0-0	.000	0	0	0	2.4	5	2	3	0	2	0	4.7				
at Colorado State	2/23/16	15	3-4	.750	0-1	.000	0-1	.000	1	3	4	2.5	4	1	1	0	3	6	4.8				
FRESNO STATE	02/27/16	13	2-4	.500	0-1	.000	0-0	.000	0	1	1	2.4	3	1	2	0	0	4	4.8				
SAN DIEGO STATE	3/1/16	11	0-2	.000	0-1	.000	0-0	.000	1	0	1	2.4	4	0	2	0	0	4.6					
at Nevada	03/05/16	12	3-3	1.000	0-0	.000	0-0	.000	2	5	7	2.5	2	0	1	0	0	6	4.6				
Totals		3	430	50-98	.510	.421	.190	40-61	.656	33	46	79	2.5	84	31	34	8	16	144	4.6			

Games played: 31
Minutes/game: 13.9
Points/game: 4.6
FG Pct: 51.0
3FG Pct: 19.0
FT Pct: 65.6

Rebounds/game: 2.5
Assists/game: 1.0
Turnovers/game: 1.1
Assist/turnover ratio: 0.9
Steals/game: 0.5
Blocks/game: 0.3

Points: 14, Twice

FG: 5, Twice

FGA: 8 vs. Wyoming (1-16-16)

3FG: 1, Three times

3FGA: 2, Twice

FT: 6 vs. Nevada (12-30-15)

FTA: 8, Twice

Rebounds: 7, Twice

Assists: 3, Three times

Blocks: 2, Twice

Steals: 2, Three times

Minutes Played: 23 vs. Boise State (2-17-16)

CAREER HIGHS

Points: 14 (2x) Last Time vs. Air Force (1-27-16)

FG: 5 (3x) Last Time vs. Air Force (1-27-16)

FGA: 8 (3x) Last Time vs. Wyoming (1-16-16)

3FG: 2 vs. Fresno State (12-31-14)

3FGA: 4 vs. ULM (12-13-14)

FT: 6 vs. Nevada (12-30-15)

FTA: 8 (2x) Last Time vs. San Jose State (2-13-16)

Rebounds: 7 (2x) Last Time at Nevada (3-5-16)

Assists: 3 (3x) Last Time vs. Air Force (1-27-16)

Blocks: 2 (2x) Last Time at UNLV (1-12-16)

Steals: 3 at New Mexico State (12-20-14)

Minutes Played: 27 at Grand Canyon (12-23-14)

MISCELLANEOUS STATISTICS

	SEASON	CAREER
Double-Digit Scoring	2	3
Led Team in Steals	6	7
Led Team in Blocks	3	6
Led Tam in Assists	1	1

CAREER STATISTICS

			Total		3-Point		F-Throws		Rebounds										Scoring	
Season	gp-gs	min/avg	fg-fga	pct	fg-fga	pct	ft-fa	pct	off	def	tot	avg	pf	fo	ast	to	blk	stl	pts	avg
2014-15	30-11	357/11.9	35-78	.449	9-31	.290	19-38	.500	20	37	57	1.9	40	1	18	24	9	9	98	3.3
2015-16	31-3	430/13.9	50-98	.510	4-21	.190	40-61	.656	33	46	79	2.5	84	1	31	34	8	16	144	4.6
TOTAL	61-14	787/12.9	85-176	.483	13-52	.250	59-99	.596	53	83	136	2.2	124	2	49	58	17	25	242	4.0

NEW MEXICO BASKETBALL
WWW.GOLOBOS.COM

THE 2015-16 LOBOS



Connor Joy
6'4" - 195 lbs. - Senior - Guard
Rehoboth, N.M. (Rehoboth Christian School)

22

NOTEWORTHY :

- Joins the team after three seasons as a manager
- Made a 3-pointer on his first regular season possession
- Played on the varsity team at Rehoboth Christian School from 2009-11
- Was named to the Navajo Times All-Star Team as a senior
- Favorite NBA player of all time is Larry Bird

GAME-BY-GAME STATISTICS

SEASON HIGHS

#22 JOY, Connor

Opponent	Date	gs	min	Total fg-fga	pct	3-Pointers 3fg-fga	pct	Free throws ft-fa	pct	Rebounds off def tot	avg	pf	a	t/o	blk	stl	pts	avg
TEXAS SOUTHERN	11/13/15	dnp	-	-	-	-	-	-	-	-	-	-	-	-	-	-	-	-
at New Mexico State	11/15/15	dnp	-	-	-	-	-	-	-	-	-	-	-	-	-	-	-	-
LOYOLA-CHICAGO	11/18/15	1	1-1	1.000	1-1	1.000	0-0	.000	0	0	0	0.0	1	0	1	0	3	3.0
at USC	11/21/15	dnp	-	-	-	-	-	-	-	-	-	-	-	-	-	-	-	-
NICHOLLS STATE	11/25/15	dnp	-	-	-	-	-	-	-	-	-	-	-	-	-	-	-	-
ORAL ROBERTS	12/1/15	dnp	-	-	-	-	-	-	-	-	-	-	-	-	-	-	-	-
at Purdue	12/05/15	dnp	-	-	-	-	-	-	-	-	-	-	-	-	-	-	-	-
NORTHERN IOWA	12/12/15	dnp	-	-	-	-	-	-	-	-	-	-	-	-	-	-	-	-
NEW MEXICO STATE	12/16/15	dnp	-	-	-	-	-	-	-	-	-	-	-	-	-	-	-	-
RICE	12/19/15	dnp	-	-	-	-	-	-	-	-	-	-	-	-	-	-	-	-
vs Auburn	12-22-15	dnp	-	-	-	-	-	-	-	-	-	-	-	-	-	-	-	-
vs BYU	12-23-15	dnp	-	-	-	-	-	-	-	-	-	-	-	-	-	-	-	-
vs Washington State	12-25-15	dnp	-	-	-	-	-	-	-	-	-	-	-	-	-	-	-	-
NEVADA	12/30/15	dnp	-	-	-	-	-	-	-	-	-	-	-	-	-	-	-	-
at Fresno State	01/02/16	dnp	-	-	-	-	-	-	-	-	-	-	-	-	-	-	-	-
UTAH STATE	01/09/16	dnp	-	-	-	-	-	-	-	-	-	-	-	-	-	-	-	-
at UNLV	01/12/16	dnp	-	-	-	-	-	-	-	-	-	-	-	-	-	-	-	-
WYOMING	1/16/16	dnp	-	-	-	-	-	-	-	-	-	-	-	-	-	-	-	-
at San José State	1/23/16	dnp	-	-	-	-	-	-	-	-	-	-	-	-	-	-	-	-
AIR FORCE	1/27/16	1	0-0	.000	0-0	.000	0-0	.000	0	0	0	0.0	0	0	0	0	0	1.5
at Boise State	01/30/16	dnp	-	-	-	-	-	-	-	-	-	-	-	-	-	-	-	-
UNLV	2/2/16	dnp	-	-	-	-	-	-	-	-	-	-	-	-	-	-	-	-
at SAN DIEGO STATE	02-06-16	dnp	-	-	-	-	-	-	-	-	-	-	-	-	-	-	-	-
at Utah State	02/09/16	dnp	-	-	-	-	-	-	-	-	-	-	-	-	-	-	-	-
SAN JOSE STATE	02/13/16	dnp	-	-	-	-	-	-	-	-	-	-	-	-	-	-	-	-
BOISE STATE	2/17/16	dnp	-	-	-	-	-	-	-	-	-	-	-	-	-	-	-	-
at Air Force	2/20/16	dnp	-	-	-	-	-	-	-	-	-	-	-	-	-	-	-	-
at Colorado State	2/23/16	dnp	-	-	-	-	-	-	-	-	-	-	-	-	-	-	-	-
FRESNO STATE	02/27/16	dnp	-	-	-	-	-	-	-	-	-	-	-	-	-	-	-	-
SAN DIEGO STATE	3/1/16	2	0-0	.000	0-0	.000	0-0	.000	0	0	0	0.0	0	0	1	0	0	1.0
at Nevada	03/05/16	dnp	-	-	-	-	-	-	-	-	-	-	-	-	-	-	-	-
Totals		0	4	1-1	1.000	1-1	1.000	0-0	.000	0	0	0	0.0	1	0	2	0	1.0

Games played: 3
Minutes/game: 1.3
Points/game: 1.0
FG Pct: 100.0
3FG Pct: 100.0

Turnovers/game: 0.7

Points: 3 vs. Loyola-Chicago (11-18-15)

FG: 1 vs. Loyola-Chicago (11-18-15)

FGA: 1 vs. Loyola-Chicago (11-18-15)

3FG: 1 vs. Loyola-Chicago (11-18-15)

3FGA: 1 vs. Loyola-Chicago (11-18-15)

FT:

FTA:

Rebounds:

Assists:

Blocks:

Steals:

Minutes Played: 1, Twice

CAREER HIGHS

MISCELLANEOUS STATISTICS

CAREER STATISTICS

Season	gp-gs	min/avg	Total fg-fga	pct	3-Point fg-fga	pct	F-Throws ft-fa	pct	Rebounds off def tot	avg	pf	fo	ast	to	blk	stl	Scoring pts	avg
2015-16	3-0	4/1.3	1-1	1.000	1-1	1.000	0-0	.000	0	0	0	0.0	1	0	0	2	3	1.0
TOTAL	3-0	4/1.3	1-1	1.000	1-1	1.000	0-0	.000	0	0	0	0.0	1	0	0	2	3	1.0

THE 2015-16 LOBOS



Joe Furstinger
6'9" - 215 lbs. - Sophomore - Forward
Rancho Santa Margarita, Calif. (Santa Margarita HS)

23

NOTEWORTHY :

- Four blocks, two steals and season-high seven rebounds against San Jose State
- Led Lobos in assists against UNLV
- Led all UNM bigs in assists by a wide margin last season
- Played at the same high school as the Warrior's Klay Thompson

GAME-BY-GAME STATISTICS

SEASON HIGHS

#23 FURSTINGER, Joe

Opponent	Date	gs	min	Total		3-Pointers		Free throws		Rebounds		pf	a	t/o	blk	stl	pts	avg			
				fg-fga	pct	3fg-fga	pct	ft-fa	pct	off	def								tot	avg	
TEXAS SOUTHERN	11/13/15	16	2-2	1,000	0-0	.000	1-2	.500	0	2	2	2	4	1	2	1	5	5.0			
at New Mexico State	11/15/15	9	1-1	1,000	0-0	.000	0-0	.000	0	2	2	2	4	0	1	0	2	3.5			
LOYOLA-CHICAGO	11/18/15	22	1-2	500	0-0	.000	1-2	.500	0	4	2	3	3	3	2	3	0	3.3			
at USC	11/21/15	4	0-0	.000	0-0	.000	3-4	.750	0	0	0	2	1	0	0	0	3	3.3			
NICHOLLS STATE	11/25/15	25	2-3	667	0-0	.000	0-0	.000	0	0	0	1	6	3	0	3	2	4	3.4		
ORAL ROBERTS	12/1/15	8	0-3	.000	0-0	.000	1-2	.500	3	2	5	2	2	0	0	0	1	3	0	1	3.0
at Purdue	12/05/15	18	1-4	250	0-0	.000	0-2	.000	0	0	0	1	9	3	0	0	1	1	2	2.9	
NORTHERN IOWA	12/12/15	9	2-3	667	0-0	.000	1-1	1.000	1	0	1	1	8	2	0	0	1	5	3	1	3.1
NEW MEXICO STATE	12/16/15	12	0-1	.000	0-0	.000	0-0	.000	0	0	0	1	6	4	0	0	0	0	0	0	2.8
RICE	12/19/15	13	1-2	500	0-0	.000	3-4	.750	1	4	5	1	9	4	0	1	1	5	3	3	3.0
vs Auburn	12-22-15	13	0-2	.000	0-1	.000	0-0	.000	1	1	2	1	9	1	0	1	0	1	0	1	2.7
vs BYU	12-23-15	20	1-2	500	0-0	.000	3-4	.750	0	3	3	2	0	4	1	0	0	1	5	2	2.9
vs Washington State	12-25-15	7	0-1	.000	0-0	.000	2-2	1.000	0	1	1	1	9	0	0	1	1	0	2	2	2.8
NEVADA	12/30/15	5	0-1	.000	0-0	.000	0-0	.000	0	2	2	1	9	1	0	0	0	0	0	0	2.6
at Fresno State	01/02/16	5	0-1	.000	0-0	.000	0-0	.000	0	0	0	1	8	0	0	1	0	1	0	1	2.5
UTAH STATE	01/09/16	11	0-1	.000	0-0	.000	1-2	.500	0	0	1	7	3	0	1	1	0	1	2	2	2.4
at UNLV	01/12/16	12	0-0	.000	0-0	.000	0-0	.000	0	1	1	1	6	3	3	0	0	1	0	1	2.2
WYOMING	1/16/16	8	0-2	.000	0-0	.000	0-0	.000	1	2	3	1	7	1	0	0	1	0	0	0	2.1
at San Jose State	1/23/16	23	1-6	.167	0-0	.000	0-0	.000	4	3	7	2	0	0	2	1	4	2	2	2	2.1
AIR FORCE	1/27/16	15	1-1	1,000	0-0	.000	0-0	.000	0	4	4	2	1	3	0	2	1	1	2	2	2.1
at Boise State	01/30/16	10	0-0	.000	0-0	.000	0-0	.000	0	1	1	2	0	3	1	0	0	0	0	0	2.0
UNLV	2/2/16	2	0-0	.000	0-0	.000	0-2	.000	0	0	0	2	0	2	0	0	0	0	0	0	1.9
at SAN DIEGO STATE	02-06-16	5	0-2	.000	0-0	.000	0-0	.000	1	0	1	1	9	0	1	0	1	0	0	0	1.8
at Utah State	02/09/16	6	0-2	.000	0-0	.000	0-0	.000	0	2	2	1	9	0	0	0	0	0	0	0	1.8
SAN JOSE STATE	02/13/16	7	0-0	.000	0-0	.000	0-0	.000	1	0	1	1	9	0	0	0	0	0	0	0	1.7
BOISE STATE	2/17/16	10	0-0	.000	0-0	.000	0-0	.000	0	1	1	1	8	1	1	0	0	0	0	0	1.6
at Air Force	2/20/16	dnp	-	-	-	-	-	-	-	-	-	-	-	-	-	-	-	-	-	-	-
at Colorado State	2/23/16	dnp	-	-	-	-	-	-	-	-	-	-	-	-	-	-	-	-	-	-	-
FRESNO STATE	02/27/16	20	1-1	1,000	0-0	.000	0-0	.000	1	3	4	1	9	1	2	1	0	0	2	1	1.6
SAN DIEGO STATE	3/1/16	11	0-0	.000	0-0	.000	2-2	1.000	0	1	1	1	9	1	0	1	0	0	2	1	1.6
at Nevada	03/05/16	dnp	-	-	-	-	-	-	-	-	-	-	-	-	-	-	-	-	-	-	-
Totals		0	326	14-43	.326	0-1	.000	18-29	.621	14	39	53	1.9	54	13	16	18	15	46	1	1.6

Games played: 28
 Minutes/game: 11.6
 Points/game: 1.6
 FG Pct: 32.6
 3FG Pct: 0.0
 FT Pct: 62.1

Rebounds/game: 1.9
 Assists/game: 0.5
 Turnovers/game: 0.6
 Assist/turnover ratio: 0.8
 Steals/game: 0.5
 Blocks/game: 0.6

Points: 5, Four times

FG: 2, Three times

FGA: 6 at San Jose State (1-23-16)

3FG:

3FGA: 1, vs. Auburn (12-22-15)

FT: 3, Three times

FTA: 4, Three times

Rebounds: 7 at San Jose State (1-23-16)

Assists: 3, at UNLV (1-12-16)

Blocks: 4 at San Jose State (1-23-16)

Steals: 2, Three times

Minutes Played: 25 vs. Nicholls State (11-25-15)

CAREER HIGHS

Points: 6 (2x) Last Time vs. Fresno State (12-31-14)

FG: 2 (9x) Last Time vs. Northern Iowa (12-12-15)

FGA: 6 (2x) Last Time at San Jose State (1-23-16)

3FG: 1 vs. New Mexico State (12-3-14)

3FGA: 2 at Valparaiso (12-6-14)

FT: 4 at New Mexico State (12-20-14)

FTA: 5 vs. Idaho State (11-14-14)

Rebounds: 8 at Grand Canyon (12-23-14)

Assists: 3 (4x) Last Time at UNLV (1-12-16)

Blocks: 4 at San Jose State (1-23-16)

Steals: 2 (3x) Last Time at San Jose State (1-23-16)

Minutes Played: 26 at Grand Canyon (12-23-14)

MISCELLANEOUS STATISTICS

SEASON

Led Team in Rebounding
 Led Team in Assists
 Led Team in Blocks
 Led Team in Steals

1
 4
 4

CAREER

1
 1
 8
 4

CAREER STATISTICS

			Total		3-Point		F-Throws		Rebounds											Scoring	
Season	gp-gs	min/avg	fg-fga	pct	fg-fga	pct	ft-fta	pct	off	def	tot	avg	pf	fo	ast	to	blk	stl	pts	avg	
2014-15	29-0	360/12.4	24-67	.358	1-10	.100	20-35	.571	20	37	57	2.0	53	1	22	16	15	4	69	2.4	
2015-16	28-0	326/11.6	14-43	.326	0-1	.000	18-29	.621	14	39	53	1.9	54	0	13	16	18	15	46	1.6	
TOTAL	57-0	686/12.0	38-110	.345	1-11	.091	38-64	.594	34	76	110	1.9	107	1	35	32	33	19	115	2.0	

THE 2015-16 LOBOS



Tim Jacobs
6'0" - 200 lbs. - Senior - Guard
Las Cruces, N.M. (Cochise College)

25

NOTEWORTHY :

- Career 2.5/1 assist/turnover ratio
- 3-for-4 from 3-point range
- Was one short of a career high in assists against USC with eight
- Recruited walk-on that joins UNM after two seasons of junior college ball
- Academic All-MW selection

GAME-BY-GAME STATISTICS

SEASON HIGHS

#25 JACOBS, Tim

Opponent	Date	gs	min	Total		3-Pointers		Free throws		Rebounds				pf	a	t/o	blk	stl	pts	avg
				fg-fga	pct	3fg-fga	pct	ft-fa	pct	off	def	tot	avg							
TEXAS SOUTHERN	11/13/15	10	1-1	1.000	0-0	.000	0-0	.000	0	1	1	1.0	1	0	0	1	0	1	2	2.0
at New Mexico State	11/15/15	3	0-1	.000	0-0	.000	2-2	1.000	0	1	1	1.0	0	0	0	0	0	2	2.0	
LOYOLA-CHICAGO	11/18/15	1	0-0	.000	0-0	.000	0-0	.000	0	0	0	0.7	1	1	0	0	0	0	1.3	
at USC	11/21/15	22	1-1	1.000	1-1	1.000	0-1	.000	2	1	3	1.3	2	8	0	0	2	3	1.8	
NICHOLLS STATE	11/25/15	13	0-0	.000	0-0	.000	1-2	.500	0	2	2	1.4	1	3	0	0	0	1	1.6	
ORAL ROBERTS	12/1/15	14	2-2	1.000	0-0	.000	2-2	1.000	0	2	2	1.5	1	4	1	0	1	6	2.3	
at Purdue	12/05/15	7	0-0	.000	0-0	.000	0-0	.000	0	2	2	1.6	1	1	1	0	0	0	2.0	
NORTHERN IOWA	12/12/15	5	0-1	.000	0-0	.000	0-0	.000	0	0	0	1.4	0	2	0	0	0	0	1.8	
NEW MEXICO STATE	12/16/15	5	0-0	.000	0-0	.000	0-0	.000	0	1	1	1.3	2	1	0	0	0	0	1.6	
RICE	12/19/15	10	0-1	.000	0-0	.000	0-0	.000	0	1	1	1.3	1	2	1	0	2	0	1.4	
vs Auburn	12-22-15	3	0-0	.000	0-0	.000	0-0	.000	0	0	0	1.2	0	0	1	0	0	0	1.3	
vs BYU	12-23-15	dnp	-	-	-	-	-	-	-	-	-	-	-	-	-	-	-	-	-	
vs Washington State	12-25-15	4	0-0	.000	0-0	.000	0-0	.000	0	0	0	1.1	0	0	2	1	0	0	1.2	
NEVADA	12/30/15	dnp	-	-	-	-	-	-	-	-	-	-	-	-	-	-	-	-	-	
at Fresno State	01/02/16	16	2-3	.667	0-0	.000	0-0	.000	0	2	2	1.2	0	2	0	1	4	1.4		
UTAH STATE	01/09/16	6	0-2	.000	0-0	.000	0-0	.000	0	1	1	1.1	1	0	0	0	0	0	1.3	
at UNLV	01/12/16	dnp	-	-	-	-	-	-	-	-	-	-	-	-	-	-	-	-	-	
WYOMING	1/16/16	7	0-0	.000	0-0	.000	0-0	.000	0	3	3	1.3	0	1	0	0	0	0	1.2	
at San José State	1/23/16	21	0-1	.000	0-0	.000	0-0	.000	0	3	3	1.4	2	2	5	0	1	0	1.1	
AIR FORCE	1/27/16	8	0-0	.000	0-0	.000	0-0	.000	0	2	2	1.4	2	1	0	0	1	0	1.1	
at Boise State	01/30/16	dnp	-	-	-	-	-	-	-	-	-	-	-	-	-	-	-	-	-	
UNLV	2/2/16	dnp	-	-	-	-	-	-	-	-	-	-	-	-	-	-	-	-	-	
at SAN DIEGO STATE	02-06-16	dnp	-	-	-	-	-	-	-	-	-	-	-	-	-	-	-	-	-	
at Utah State	02/09/16	9	0-0	.000	0-0	.000	0-0	.000	0	1	1	1.4	1	0	0	0	0	0	1.0	
SAN JOSE STATE	02/13/16	9	1-2	.500	1-1	1.000	0-0	.000	0	2	2	1.4	1	0	0	0	3	1.1		
BOISE STATE	2/17/16	6	0-0	.000	0-0	.000	0-0	.000	0	1	1	1.4	0	2	0	0	1	0	1.1	
at Air Force	2/20/16	12	1-1	1.000	1-1	1.000	0-0	.000	0	1	1	1.4	3	2	0	0	0	3	1.1	
at Colorado State	2/23/16	5	0-0	.000	0-0	.000	0-0	.000	0	0	0	1.3	0	0	0	0	0	0	1.1	
FRESNO STATE	02/27/16	4	0-0	.000	0-0	.000	0-0	.000	0	1	1	1.3	0	1	1	0	0	0	1.0	
SAN DIEGO STATE	3/1/16	15	0-1	.000	0-1	.000	1-2	.500	1	2	3	1.4	0	2	1	0	0	1	1.0	
at Nevada	03/05/16	18	0-0	.000	0-0	.000	0-0	.000	0	2	2	1.4	3	2	1	0	0	0	1.0	
Totals		0	233	8-17	.471	3-4	.750	6-9	.667	3	32	35	1.4	25	35	17	1	10	25	1.0

Games played: 25
Minutes/game: 9.3
Points/game: 1.0
FG Pct: 47.1
3FG Pct: 75.0
FT Pct: 66.7

Rebounds/game: 1.4
Assists/game: 1.4
Turnovers/game: 0.7
Assist/turnover ratio: 2.1
Steals/game: 0.4
Blocks/game: 0.0

Points: 6 vs. Oral Roberts (12-1-15)

FG: 2, Twice

FGA: 3 at Fresno State (1-2-16)

3FG: 1, Three times

3FGA: 1, Four times

FT: 2, Three times

FTA: 2, Three times

Rebounds: 3, Four times

Assists: 8 at USC (11-21-15)

Blocks: 1, vs. Washington State (12-25-15)

Steals: 2, Twice

Minutes Played: 22 at USC (11-21-15)

CAREER HIGHS

Points: 9 (3x) Last Time at Boise State (2-24-15)

FG: 4 (4x) Last Time at Boise State (2-24-15)

FGA: 9 vs. ULM (12-13-14)

3FG: 1 (5x) Last Time at Air Force (2-20-16)

3FGA: 4 vs. ULM (12-13-14)

FT: 5 vs. Fresno State (12-31-14)

FTA: 8 vs. Fresno State (12-31-14)

Rebounds: 9 vs. Wyoming (3-7-15)

Assists: 9 vs. Central Arkansas (12-17-14)

Blocks: 1 (2x) Last Time vs. Washington State (12-25-15)

Steals: 4 vs. New Mexico State (12-3-14)

Minutes Played: 43 vs. Wyoming (3-7-15)

MISCELLANEOUS STATISTICS

SEASON

Led Team in Assists
Led Team in Steals
Led Team in Rebounding

3
2

CAREER

15
6
2

CAREER STATISTICS

Season	gp-gs	min/avg	Total		3-Point		F-Throws		Rebounds				Scoring					
			fg-fga	pct	fg-fga	pct	ft-fa	pct	off	def	tot	avg	pf	fo	ast	to	blk	stl
2014-15	29-2	605/20.9	38-80	.475	2-21	.095	23-42	.548	5	67	72	2.5	30	0	87	32	1	15
2015-16	25-0	233/9.3	8-17	.471	3-4	.750	6-9	.667	3	32	35	1.4	25	0	35	17	1	10
TOTAL	54-2	838/15.5	46-97	.474	5-25	.200	29-51	.569	8	99	107	2.0	55	0	122	49	2	25

THE 2015-16 LOBOS



Adam Cumber

6'2" - 185 lbs. - RS-Freshman - Guard
Albuquerque, N.M. (Sandia HS)

30

NOTEWORTHY :

- Took first shot attempt this year against Air Force
- Had decorated prep career at Sandia High School
- 5A Second Team All-State selection for the Matadors as a senior
- Led the state of New Mexico in assists as a senior
- Lists Stephen Curry as favorite basketball player

GAME-BY-GAME STATISTICS

SEASON HIGHS

#30 CUMBER, Adam

Opponent	Date	gs	min	Total fg-fga	pct	3-Pointers 3fg-fga	pct	Free throws ft-fa	pct	Rebounds off def tot	avg	pf	a	t/o	blk	stl	pts	avg
TEXAS SOUTHERN	11/13/15	dnp	-	-	-	-	-	-	-	-	-	-	-	-	-	-	-	-
at New Mexico State	11/15/15	dnp	-	-	-	-	-	-	-	-	-	-	-	-	-	-	-	-
LOYOLA-CHICAGO	11/18/15	1	0-0	.000	0-0	.000	0-0	.000	0	0	0	0.0	0	0	0	0	0	0.0
at USC	11/21/15	dnp	-	-	-	-	-	-	-	-	-	-	-	-	-	-	-	-
NICHOLLS STATE	11/25/15	dnp	-	-	-	-	-	-	-	-	-	-	-	-	-	-	-	-
ORAL ROBERTS	12/1/15	dnp	-	-	-	-	-	-	-	-	-	-	-	-	-	-	-	-
at Purdue	12/05/15	dnp	-	-	-	-	-	-	-	-	-	-	-	-	-	-	-	-
NORTHERN IOWA	12/12/15	dnp	-	-	-	-	-	-	-	-	-	-	-	-	-	-	-	-
NEW MEXICO STATE	12/16/15	dnp	-	-	-	-	-	-	-	-	-	-	-	-	-	-	-	-
RICE	12/19/15	dnp	-	-	-	-	-	-	-	-	-	-	-	-	-	-	-	-
vs Auburn	12-22-15	dnp	-	-	-	-	-	-	-	-	-	-	-	-	-	-	-	-
vs BYU	12-23-15	dnp	-	-	-	-	-	-	-	-	-	-	-	-	-	-	-	-
vs Washington State	12-25-15	dnp	-	-	-	-	-	-	-	-	-	-	-	-	-	-	-	-
NEVADA	12/30/15	dnp	-	-	-	-	-	-	-	-	-	-	-	-	-	-	-	-
at Fresno State	01/02/16	dnp	-	-	-	-	-	-	-	-	-	-	-	-	-	-	-	-
UTAH STATE	01/09/16	dnp	-	-	-	-	-	-	-	-	-	-	-	-	-	-	-	-
at UNLV	01/12/16	dnp	-	-	-	-	-	-	-	-	-	-	-	-	-	-	-	-
WYOMING	1/16/16	dnp	-	-	-	-	-	-	-	-	-	-	-	-	-	-	-	-
at San José State	1/23/16	dnp	-	-	-	-	-	-	-	-	-	-	-	-	-	-	-	-
AIR FORCE	1/27/16	1	0-1	.000	0-1	.000	0-0	.000	0	0	0	0.0	0	0	0	0	0	0.0
at Boise State	01/30/16	dnp	-	-	-	-	-	-	-	-	-	-	-	-	-	-	-	-
UNLV	2/2/16	dnp	-	-	-	-	-	-	-	-	-	-	-	-	-	-	-	-
at SAN DIEGO STATE	02-06-16	dnp	-	-	-	-	-	-	-	-	-	-	-	-	-	-	-	-
at Utah State	02/09/16	dnp	-	-	-	-	-	-	-	-	-	-	-	-	-	-	-	-
SAN JOSE STATE	02/13/16	dnp	-	-	-	-	-	-	-	-	-	-	-	-	-	-	-	-
BOISE STATE	2/17/16	dnp	-	-	-	-	-	-	-	-	-	-	-	-	-	-	-	-
at Air Force	2/20/16	dnp	-	-	-	-	-	-	-	-	-	-	-	-	-	-	-	-
at Colorado State	2/23/16	dnp	-	-	-	-	-	-	-	-	-	-	-	-	-	-	-	-
FRESNO STATE	02/27/16	dnp	-	-	-	-	-	-	-	-	-	-	-	-	-	-	-	-
SAN DIEGO STATE	3/1/16	dnp	-	-	-	-	-	-	-	-	-	-	-	-	-	-	-	-
at Nevada	03/05/16	dnp	-	-	-	-	-	-	-	-	-	-	-	-	-	-	-	-
Totals		0	2	0-1	.000	0-1	.000	0-0	.000	0	0	0	0.0	0	0	0	0	0.0

Games played: 2
Minutes/game: 1.0
FG Pct: 0.0
3FG Pct: 0.0

Points:

FG:

FGA: 1 vs. Air Force (1-27-16)

3FG:

3FGA: 1 vs. Air Force (1-27-16)

FT:

FTA:

Rebounds:

Assists:

Blocks:

Steals:

Minutes Played: 1, Twice

CAREER HIGHS

MISCELLANEOUS STATISTICS

CAREER STATISTICS

Season	gp-gs	min/avg	Total fg-fga	pct	3-Point fg-fga	pct	F-Throws ft-fa	pct	Rebounds off def tot	avg	pf	fo	ast	to	blk	stl	Scoring pts	avg
2015-16	2-0	2/1.0	0-1	.000	0-1	.000	0-0	.000	0	0	0	0.0	0	0	0	0	0	0.0
TOTAL	2-0	2/1.0	0-1	.000	0-1	.000	0-0	.000	0	0	0	0.0	0	0	0	0	0	0.0

THE 2015-16 LOBOS



Anthony Mathis
6'3" - 170 lbs. - Freshman - Guard
West Linn, Ore. (West Linn HS)

31

NOTEWORTHY :

- Scored 16 points in 15 minutes, both career bests, against Air Force
- Scored seven points against both Nicholls State and Utah State
- Part of back-to-back-to-back 6A Oregon state championships
- 6A Second Team All-State as a senior
- First Team All-State selection as a junior

GAME-BY-GAME STATISTICS

SEASON HIGHS

#31 MATHIS, Anthony

Opponent	Date	gs	min	Total		3-Pointers		Free throws		Rebounds			pf	a	t/o	blk	stl	pts	avg	
				fg-fga	pct	3fg-fga	pct	ft-fa	pct	off	def	tot								avg
TEXAS SOUTHERN	11/13/15	13	0-4	.000	0-3	.000	0-0	.000	0	0	0	0.0	3	2	2	0	1	0	0.0	
at New Mexico State	11/15/15	3	0-1	.000	0-1	.000	0-0	.000	0	0	0	0.0	1	0	0	0	1	0	0.0	
LOYOLA-CHICAGO	11/18/15	5	0-0	.000	0-0	.000	3-3	1.000	0	0	0	0.0	0	0	1	0	0	3	1.0	
at USC	11/21/15	2	1-1	1.000	1-1	1.000	0-0	.000	0	0	0	0.0	1	0	1	0	0	3	1.5	
NICHOLLS STATE	11/25/15	14	2-7	.286	1-6	.167	2-3	.667	0	1	1	0.2	2	1	1	0	0	7	2.6	
ORAL ROBERTS	12/1/15	7	1-1	1.000	1-1	1.000	0-0	.000	0	0	0	0.2	1	1	0	0	0	3	2.7	
at Purdue	12/05/15	6	0-0	.000	0-0	.000	0-0	.000	0	2	2	0.4	0	0	1	0	1	0	2.3	
NORTHERN IOWA	12/12/15	2	1-1	1.000	1-1	1.000	0-0	.000	0	0	0	0.4	1	0	0	0	0	3	2.4	
NEW MEXICO STATE	12/16/15	5	1-4	.250	0-3	.000	0-0	.000	0	0	0	0.3	1	0	0	0	0	2	2.3	
RICE	12/19/15	7	0-3	.000	0-2	.000	0-0	.000	0	1	1	0.4	0	1	0	0	0	0	2.1	
vs Auburn	12-22-15	3	1-1	1.000	0-0	.000	0-0	.000	0	1	1	0.5	1	0	0	0	0	2	2.1	
vs BYU	12-23-15	14	2-5	.400	1-3	.333	0-0	.000	0	0	0	0.4	0	1	0	0	1	5	2.3	
vs Washington State	12-25-15	5	0-0	.000	0-0	.000	0-0	.000	0	0	0	0.4	1	1	0	0	0	0	2.2	
NEVADA	12/30/15	3	0-0	.000	0-0	.000	0-0	.000	0	0	0	0.4	2	1	0	0	0	0	2.0	
at Fresno State	01/02/16	5	0-0	.000	0-0	.000	0-0	.000	0	1	1	0.4	2	0	1	0	1	0	1.9	
UTAH STATE	01/09/16	8	1-2	.500	1-2	.500	0-0	.000	1	0	1	0.4	1	0	1	0	0	3	1.9	
at UNLV	01/12/16	6	0-0	.000	0-0	.000	0-0	.000	0	1	1	0.5	2	0	1	0	0	0	1.8	
WYOMING	1/16/16	3	0-0	.000	0-0	.000	0-0	.000	0	0	0	0.4	1	0	0	0	0	0	1.7	
at San José State	1/23/16	10	0-1	.000	0-0	.000	0-0	.000	0	0	0	0.4	2	0	0	0	1	0	1.6	
AIR FORCE	1/27/16	15	4-5	.800	3-4	.750	5-5	1.000	1	1	2	0.5	1	0	0	0	0	16	2.4	
at Boise State	01/30/16	dnp	-	-	-	-	-	-	-	-	-	-	-	-	-	-	-	-	-	
UNLV	2/2/16	1	0-0	.000	0-0	.000	0-0	.000	0	1	1	0.5	0	0	2	0	0	0	2.2	
at SAN DIEGO STATE	02-06-16	dnp	-	-	-	-	-	-	-	-	-	-	-	-	-	-	-	-	-	
at Utah State	02/09/16	8	2-3	.667	2-2	1.000	1-1	1.000	0	1	1	0.5	0	0	1	0	0	7	2.5	
SAN JOSÉ STATE	02/13/16	8	0-1	.000	0-1	.000	0-0	.000	0	1	1	0.6	0	0	0	0	0	0	2.3	
BOISE STATE	2/17/16	dnp	-	-	-	-	-	-	-	-	-	-	-	-	-	-	-	-	-	
at Air Force	2/20/16	6	1-3	.333	1-3	.333	0-0	.000	0	0	0	0.5	2	0	0	0	0	3	2.4	
at Colorado State	2/23/16	5	0-1	.000	0-1	.000	0-0	.000	0	0	0	0.5	0	1	0	0	1	0	2.3	
FRESNO STATE	02/27/16	dnp	-	-	-	-	-	-	-	-	-	-	-	-	-	-	-	-	-	
SAN DIEGO STATE	3/1/16	dnp	-	-	-	-	-	-	-	-	-	-	-	-	-	-	-	-	-	
at Nevada	03/05/16	dnp	-	-	-	-	-	-	-	-	-	-	-	-	-	-	-	-	-	
Totals		0	164	17.44	.386	12-34	.353	11-12	.917	2	11	13	0.5	25	9	12	0	7	57	2.3

Games played: 25
Minutes/game: 6.6
Points/game: 2.3
FG Pct: 38.6
3FG Pct: 35.3
FT Pct: 91.7

Rebounds/game: 0.5
Assists/game: 0.4
Turnovers/game: 0.5
Assist/turnover ratio: 0.8
Steals/game: 0.3

Points: 16 vs. Air Force (1-27-16)

FG: 4 vs. Air Force (1-27-16)

FGA: 7 vs. Nicholls State (11-25-15)

3FG: 3 vs. Air Force (1-27-16)

3FGA: 4 vs. Air Force (1-27-16)

FT: 5 vs. Air Force (1-27-16)

FTA: 5 vs. Air Force (1-27-16)

Rebounds: 2, Twice

Assists: 2 vs. Texas Southern (11-13-15)

Blocks:

Steals: 1, Seven times

Minutes Played: 15 vs. Air Force (1-27-16)

CAREER HIGHS

MISCELLANEOUS STATISTICS

	SEASON	CAREER
Double Digit Scoring	1	1
Led Team in Steals	2	2

CAREER STATISTICS

Season	gp-gs	min/avg	Total		3-Point		F-Throws		Rebounds				Scoring					
			fg-fga	pct	fg-fga	pct	ft-fa	pct	off	def	tot	avg	pts	fo	ast	to	blk	stl
2015-16	25-0	164/6.6	17-44	.386	12-34	.353	11-12	.917	2	11	13	0.5	57	0	9	12	0	7
TOTAL	25-0	164/6.6	17-44	.386	12-34	.353	11-12	.917	2	11	13	0.5	57	0	9	12	0	7

THE 2015-16 LOBOS



Tim Williams
6'8" - 240 lbs. - RS-Junior - Forward
Flossmoor, Ill. (Samford)

32

NOTEWORTHY :

- 1,545 career points scored
- Leading the Mountain West at 61% shooting
- Recorded six double-doubles, three straight from 11/21-12/1
- All-Southern Conference First Team in 2013-14 at Samford

GAME-BY-GAME STATISTICS

SEASON HIGHS

#32 WILLIAMS, Tim

Opponent	Date	gs	min	Total		3-Pointers		Free throws		Rebounds			pf	a	t/o	blk	stl	pts	avg	
				fg-ga	pct	3fg-3ga	pct	ft-fta	pct	off	def	tot								avg
TEXAS SOUTHERN	11/13/15	*	29	7-8	.875	0-0	.000	3-4	.750	1	4	5	5.0	2	0	0	2	17	17.0	
at New Mexico State	11/15/15	*	16	4-8	.500	0-0	.000	0-0	.000	2	2	4	4.5	4	0	1	1	8	12.5	
LOYOLA-CHICAGO	11/18/15	*	33	10-14	.714	0-0	.000	2-4	.500	4	3	7	5.3	0	4	1	2	22	15.7	
at USC	11/21/15	*	37	12-21	.571	0-0	.000	1-1	1.000	9	6	15	7.8	3	1	3	1	25	18.0	
NICHOLLS STATE	11/25/15	*	29	3-8	.375	0-0	.000	4-4	1.000	3	9	12	8.6	1	2	1	0	10	16.4	
ORAL ROBERTS	12/1/15	*	34	10-15	.667	0-0	.000	3-6	.500	2	10	12	9.2	0	0	3	2	23	17.5	
at Purdue	12/05/15	*	37	3-12	.250	0-0	.000	2-2	1.000	1	6	7	8.9	2	1	1	2	8	16.1	
NORTHERN IOWA	12/12/15	*	35	6-11	.545	0-0	.000	7-9	.778	0	6	6	8.5	1	2	3	1	19	16.5	
NEW MEXICO STATE	12/16/15	*	33	9-15	.600	0-0	.000	0-0	.000	3	4	7	8.3	3	1	3	1	2	18	16.7
RICE	12/19/15	*	31	9-12	.750	0-0	.000	0-0	.000	4	5	9	8.4	0	2	2	1	0	18	16.8
vs Auburn	12-22-15	*	34	4-9	.444	0-0	.000	2-5	.400	0	4	4	8.0	3	2	0	0	10	16.2	
vs BYU	12-23-15	*	31	8-11	.727	0-0	.000	0-2	.000	1	7	8	8.0	2	0	0	1	0	16	16.2
vs Washington State	12-25-15	*	34	6-11	.545	0-0	.000	4-5	.800	0	1	1	7.5	4	1	1	1	2	16	16.2
NEVADA	12/30/15	*	25	9-13	.692	0-0	.000	2-2	1.000	2	2	4	7.2	4	1	2	0	1	20	16.4
at Fresno State	01/02/16	*	37	4-7	.571	0-0	.000	5-8	.625	3	6	9	7.3	3	2	2	2	1	13	16.2
UTAH STATE	01/09/16	*	34	9-13	.692	0-0	.000	3-5	.600	2	6	8	7.4	2	1	0	2	21	16.5	
at UNLV	01/12/16	*	33	2-9	.222	0-0	.000	4-6	.667	1	5	6	7.3	5	1	2	0	0	8	16.0
WYOMING	1/16/16	*	40	7-11	.636	0-0	.000	3-4	.750	2	7	9	7.4	3	2	1	0	0	17	16.1
at San José State	1/23/16	*	32	10-19	.526	0-0	.000	2-4	.500	4	6	10	7.5	2	1	1	1	1	22	16.4
AIR FORCE	1/27/16	*	31	6-8	.750	0-0	.000	4-5	.800	2	8	10	7.7	1	2	2	2	2	16	16.4
at Boise State	01/30/16	*	35	7-10	.700	0-0	.000	7-8	.875	0	7	7	7.6	2	0	2	1	0	21	16.6
UNLV	2/2/16	*	37	10-15	.667	0-0	.000	9-12	.750	1	7	8	7.6	1	1	2	2	1	29	17.1
at SAN DIEGO STATE	02-06-16	*	43	8-15	.533	0-0	.000	5-7	.714	3	4	7	7.6	0	2	1	1	0	21	17.3
at Utah State	02/09/16	*	40	9-12	.750	0-0	.000	3-6	.500	4	3	7	7.6	2	0	0	0	0	21	17.5
SAN JOSE STATE	02/13/16	*	36	7-8	.875	0-0	.000	2-6	.333	2	7	9	7.6	3	1	0	2	1	16	17.4
BOISE STATE	2/17/16	*	31	4-8	.500	0-0	.000	10-13	.769	0	6	6	7.6	3	0	2	4	0	18	17.4
at Air Force	2/20/16	*	38	6-10	.600	0-0	.000	5-9	.556	1	12	13	7.8	1	0	3	0	1	17	17.4
at Colorado State	2/23/16	*	30	6-8	.750	0-0	.000	5-6	.833	3	4	7	7.8	2	0	2	1	0	17	17.4
FRESNO STATE	02/27/16	*	35	7-9	.778	0-0	.000	4-8	.500	1	5	6	7.7	4	0	4	1	1	18	17.4
SAN DIEGO STATE	3/1/16	*	37	3-4	.750	0-0	.000	5-6	.833	1	3	4	7.6	3	0	1	2	0	11	17.2
at Nevada	03/05/16	*	35	5-10	.500	0-0	.000	1-1	1.000	1	1	2	7.4	0	2	2	1	1	11	17.0
Totals			31	1042	210-344	.610	0-0	107-158	.677	63	166	229	7.4	66	32	48	37	19	527	17.0

Games played: 31
Minutes/game: 33.6
Points/game: 17.0
FG Pct: 61.0
FT Pct: 67.7

Rebounds/game: 7.4
Assists/game: 1.0
Turnovers/game: 1.5
Assist/turnover ratio: 0.7
Steals/game: 0.6
Blocks/game: 1.2

Points: 29 vs. UNLV (2-2-16)

FG: 12 at USC (11-21-15)

FGA: 21 at USC (11-21-15)

3FG:

3FGA:

FT: 10 vs. Boise State (2-17-16)

FTA: 13 vs. Boise State (2-17-16)

Rebounds: 15 at USC (11-21-15)

Assists: 4 vs. Loyola-Chicago (11-18-15)

Blocks: 4 vs. Boise State (2-17-16)

Steals: 2, Three times

Minutes Played: 43 at San Diego State (2-6-16)

CAREER HIGHS

MISCELLANEOUS STATISTICS

	SEASON	CAREER
20+ Points	10	10
Double-Digit Scoring	28	28
10+ Rebounds	6	6
Double-Doubles	6	6
Led Team in Blocks	15	15
Led Team in Scoring	8	8
Led Team in Rebounds	17	17
Led Team in Assists	1	1
Led Team in Steals	4	4

CAREER STATISTICS

			Total		3-Point		F-Throws		Rebounds											Scoring	
Season	gp-gs	min/avg	fg-fga	pct	fg-fga	pct	ft-fa	pct	off	def	tot	avg	pf	fo	ast	to	blk	stl	pts	avg	
2015-16	31-31	1042/33.6	210-344	.610	0-0	.000	107-158	.677	63	166	229	7.4	66	1	32	48	37	19	527	17.0	
TOTAL	31-31	1042/33.6	210-344	.610	0-0	.000	107-158	.677	63	166	229	7.4	66	1	32	48	37	19	527	17.0	

THE 2015-16 LOBOS



Michael Nesbitt
6'7" - 220 lbs. - Senior - Forward
Evansville, Ind. (Missouri S&T)

34

NOTEWORTHY :

- Scored first bucket as a Lobo and pulled in three boards against Air Force
- Averaged 9.6 points, 5.2 rebounds per game in 2014-15 for the Miners
- Shot 42.4 percent (28 of 66) from beyond the arc
- Three-time Academic All-GLVC selection with the Miners
- Working on his MBA at New Mexico

GAME-BY-GAME STATISTICS

SEASON HIGHS

#34 NESBITT, Michael

Opponent	Date	gs	min	Total fg-fga	pct	3-Pointers 3fg-fga	pct	Free throws ft-fa	pct	Rebounds off	def	tot	avg	pf	a	t/o	blk	stl	pts	avg
TEXAS SOUTHERN	11/13/15	dnp	-	-	-	-	-	-	-	-	-	-	-	-	-	-	-	-	-	-
at New Mexico State	11/15/15	dnp	-	-	-	-	-	-	-	-	-	-	-	-	-	-	-	-	-	-
LOYOLA-CHICAGO	11/18/15	1	0-0	.000	0-0	.000	0-0	.000	0	0	0	0.0	0	0	0	0	0	0	0.0	-
at USC	11/21/15	dnp	-	-	-	-	-	-	-	-	-	-	-	-	-	-	-	-	-	-
NICHOLLS STATE	11/25/15	dnp	-	-	-	-	-	-	-	-	-	-	-	-	-	-	-	-	-	-
ORAL ROBERTS	12/1/15	dnp	-	-	-	-	-	-	-	-	-	-	-	-	-	-	-	-	-	-
at Purdue	12/05/15	dnp	-	-	-	-	-	-	-	-	-	-	-	-	-	-	-	-	-	-
NORTHERN IOWA	12/12/15	dnp	-	-	-	-	-	-	-	-	-	-	-	-	-	-	-	-	-	-
NEW MEXICO STATE	12/16/15	dnp	-	-	-	-	-	-	-	-	-	-	-	-	-	-	-	-	-	-
RICE	12/19/15	dnp	-	-	-	-	-	-	-	-	-	-	-	-	-	-	-	-	-	-
vs Auburn	12-22-15	dnp	-	-	-	-	-	-	-	-	-	-	-	-	-	-	-	-	-	-
vs BYU	12-23-15	dnp	-	-	-	-	-	-	-	-	-	-	-	-	-	-	-	-	-	-
vs Washington State	12-25-15	dnp	-	-	-	-	-	-	-	-	-	-	-	-	-	-	-	-	-	-
NEVADA	12/30/15	dnp	-	-	-	-	-	-	-	-	-	-	-	-	-	-	-	-	-	-
at Fresno State	01/02/16	dnp	-	-	-	-	-	-	-	-	-	-	-	-	-	-	-	-	-	-
UTAH STATE	01/09/16	1	0-2	.000	0-1	.000	0-0	.000	0	0	0	0.0	0	0	0	0	0	0	0.0	-
at UNLV	01/12/16	dnp	-	-	-	-	-	-	-	-	-	-	-	-	-	-	-	-	-	-
WYOMING	1/16/16	dnp	-	-	-	-	-	-	-	-	-	-	-	-	-	-	-	-	-	-
at San José State	1/23/16	2	0-0	.000	0-0	.000	0-0	.000	0	0	0	0.0	0	0	0	0	0	0	0.0	-
AIR FORCE	1/27/16	2	1-1	1.000	0-0	.000	0-0	.000	2	1	3	0.8	0	0	0	0	0	2	0.5	-
at Boise State	01/30/16	dnp	-	-	-	-	-	-	-	-	-	-	-	-	-	-	-	-	-	-
UNLV	2/2/16	dnp	-	-	-	-	-	-	-	-	-	-	-	-	-	-	-	-	-	-
at SAN DIEGO STATE	02-06-16	dnp	-	-	-	-	-	-	-	-	-	-	-	-	-	-	-	-	-	-
at Utah State	02/09/16	dnp	-	-	-	-	-	-	-	-	-	-	-	-	-	-	-	-	-	-
SAN JOSE STATE	02/13/16	dnp	-	-	-	-	-	-	-	-	-	-	-	-	-	-	-	-	-	-
BOISE STATE	2/17/16	dnp	-	-	-	-	-	-	-	-	-	-	-	-	-	-	-	-	-	-
at Air Force	2/20/16	dnp	-	-	-	-	-	-	-	-	-	-	-	-	-	-	-	-	-	-
at Colorado State	2/23/16	dnp	-	-	-	-	-	-	-	-	-	-	-	-	-	-	-	-	-	-
FRESNO STATE	02/27/16	dnp	-	-	-	-	-	-	-	-	-	-	-	-	-	-	-	-	-	-
SAN DIEGO STATE	3/1/16	2	1-1	1.000	0-0	.000	0-1	.000	0	0	0	0.6	0	0	0	0	0	2	0.8	-
at Nevada	03/05/16	dnp	-	-	-	-	-	-	-	-	-	-	-	-	-	-	-	-	-	-
Totals		0	8	2-4	.500	0-1	.000	0-1	.000	2	1	3	0.6	0	0	0	0	4	0.8	-

Games played: 5
Minutes/game: 1.6
Points/game: 0.8
FG Pct: 50.0
3FG Pct: 0.0
FT Pct: 0.0

Rebounds/game: 0.6

Points: 2, Twice

FG: 1, Twice

FGA: 2 vs. Utah State (1-9-16)

3FG:

3FGA: 1 vs. Utah State (1-9-16)

FT:

FTA: 1 vs. San Diego State (3-1-16)

Rebounds: 3 vs. Air Force (1-27-16)

Assists:

Blocks:

Steals:

Minutes Played: 2, Three times

CAREER HIGHS

MISCELLANEOUS STATISTICS

CAREER STATISTICS

Season	gp-gs	min/avg	Total fg-fga	pct	3-Point fg-fga	pct	F-Throws ft-fa	pct	Rebounds off	def	tot	avg	pf	fo	ast	to	blk	stl	Scoring pts	avg
2015-16	5-0	8/1.6	2-4	.500	0-1	.000	0-1	.000	2	1	3	0.6	0	0	0	0	0	0	4	0.8
TOTAL	5-0	8/1.6	2-4	.500	0-1	.000	0-1	.000	2	1	3	0.6	0	0	0	0	0	0	4	0.8