

THE UNIVERSITY OF NEW MEXICO LOBO FOOTBALL

ATHLETIC COMMUNICATIONS

Frank Mercogliano, Asst. A.D. for Communications
Email: fmercog@unm.edu
Cell Phone: 505-410-4844
Twitter: @fmmmercogliano
www.GoLobos.com

1939 Sun Bowl * 1944 Sun Bowl * 1946 Sun Bowl * 1947 Harbor Bowl * 1961 Aviation Bowl * 1997 Insight.com Bowl * 2002 Las Vegas Bowl *
2003 Las Vegas Bowl * 2004 Emerald Bowl * 2006 New Mexico Bowl * 2007 New Mexico Bowl * 2015 Gildan New Mexico Bowl * 2016 Gildan New Mexico Bowl

2018 SCHEDULE

Date	Opponent	Time/Result	TV
9/1	Incarnate Word	6 pm	W 62-30
9/8	at No. 4 Wisconsin	10 am	Big Ten Network
9/15	at New Mexico State	6 pm	AggieVision
9/29	Liberty	4 pm	None
10/6	*at UNLV	2 pm	AT&T Sports Net
10/13	*at Colorado State	2 pm	AT&T Sports Net
10/20	*Fresno State	TBA	ESPN Family
10/27	*at Utah State	2 pm	Stadium/Facebook
11/3	*San Diego State	TBA	ESPN Family
11/10	*at Air Force	1:30 pm	CBS Sports Net
11/16	*No. 22 Boise St. (Fri.)	7:30 pm	CBS Sports Net
11/24	*Wyoming	12:30	AT&T Sports Net

*Mountain West game BOLD denotes home game
Game Times are MOUNTAIN

I denotes Rio Grande Rivalry Game

BROADCAST INFORMATION

TV: Big Ten Network

Play-by-Play.....Brandon Gaudin
Analyst.....Glen Mason

RADIO: Lobo Radio Network

(770 KQOB-AM flagship in Albuquerque)

Play-by-Play.....Robert Portnoy
Analyst.....DonTrell Moore

NEW MEXICO COACHING STAFF

SIDELINES

Bob Davie.....Head Coach
Scott Baumgartner.....WRs
Saga Tuitele.....Run Game Coordinator/OL
Apollo Wright.....QBs
Jacob Gingle.....Grad. Asst. (Offense)
Kevin Cosgrove.....Def. Coord./LBs
Stan Eggen.....DL
Jake Rothschilder.....Grad. Asst. (Defense)
Perry Eliano.....Special Teams Coord./CBs

BOOTH

Clay Davie.....TEs
Calvin Magee.....Off. Coord./RBs
Greg Svarczkopf.....Grad. Asst. (Offense)
Archie McDaniel.....Outside Linebackers
Michael Smith.....Grad. Asst. (Defense)
Jordan Peterson.....Safeties



New Mexico

Lobos

Record: 1-0 MW: 0-0

Head Coach: Bob Davie

UNM Record: 31-45 (7th Year)

Career Record: 66-70 (12th Year)



No. 4 Wisconsin

Badgers

Record: 1-0 Big Ten: 0-0

Head Coach: Paul Chryst

WISC Record: 35-7 (4th Year)

Career Record: 54-26 (7th Year)

Game 2

Date.....Saturday, September 8
Time.....11 a.m. Central Time
Location.....Madison, Wisc.
Venue.....Camp Randall Stadium
Capacity.....80,321
Television.....Big Ten Network
Series Record.....First Meeting
In Madison.....First Meeting
In ABQ.....First Meeting
Current Streak.....None
Last Meeting in Albuquerque.....First Meeting
Last Meeting in Madison.....First Meeting

#GoLobos at a Glance (#GoLobos)

The Season:

The University of New Mexico Lobos are in the seventh year of the Bob Davie era, and the team is 1-0 on the season. The Lobos scored 62 points against Incarnate Word on Saturday and racked up 680 yards of offense, the fourth-most in school history. The Lobos have started 1-0 for the fourth straight season. Tevaka Tuioti threw for 327 yards, the first 300-yard passing game in the Bob Davie era.

The Coaches:

The University of New Mexico Lobos are coached by Bob Davie, who is 31-45 in his seventh season with the Lobos, and he is 66-70 overall in his 12th season. He spent his first five seasons as a head coach manning the Notre Dame Fighting Irish. After leading the Lobos to back-to-back bowl games in 2015 and 2016, Davie has now been the head coach for five bowl teams, three at Notre Dame and two at New Mexico.

Wisconsin is coached by Paul Chryst, who is in his fourth season with the Badgers. He enters the game with a 35-7 record at Wisconsin after going 19-19 at Pittsburgh in three seasons. Wisconsin ended each of the last two seasons in the AP Top 10, and they sit there again in 2018.

What's Inside

Must Haves for the Media Section

Schedule/Staff/At a Glance.....	1
Media Schedule/Policies.....	2
Roster.....	3-4
Two-Deep.....	5
Where They Come From.....	6
Making National Headlines.....	7

Section That Will Make Any Broadcast Better

Notes.....	8-15
Uniform Tracker.....	16
Game-by-Game and Career Individual Stats.....	17-24
2016 Opponent Schedules.....	25
About Head Coach Bob Davie.....	26

Section That Will Make Any Stats & Numbers Person Happy

Red Zone Report/Starting Lineups.....	27
Results and Team Statistics.....	28
Offensive Statistics.....	29-31
Defensive Statistics.....	32
Season and Career Statistics.....	33-36

The Game-by-Game Section

UNM Game-by-Game Statistics.....	37
Opponent Game-by-Game Statistics.....	38
Game-by-Game Passing/Rushing/Receiving.....	39
Game-by-Game UNM Tackles.....	40
The Last Time it Happened.....	41
Game Recaps.....	42-48

Game Week Media Policies & Procedures

GENERAL INFORMATION

Name of School University of New Mexico
City/Zip Albuquerque, N.M. 87106
Founded 1889 by Territorial Legislature
Enrollment 25,015
Nickname Lobos
School Colors Cherry and Silver
Stadium Branch Field at University Stadium
Capacity 39,224
Conference Mountain West
Affiliation NCAA I
President Dr. Garnett Stokes
Athletic Director Eddie Nuñez
Athletic Dept. Phone 505-925-5501
Ticket Office Phone 505-925-LOBO

COACHING STAFF

Head Coach Bob Davie
Alma Mater, Year Youngstown State, 1977
Record at School (years) 31-45, 7th season
Career Record (years) 66-70, 12th season
Football Office Phone 505-925-5700
Best Time of Day to Reach Coach Contact SID
Assistant Coaches
Calvin Magee Off. Coord./RBs
Sage Tuitele Run Game Coord./OL
Apollo Wright Off. Pass Game Coord./QB
Scott Baumgartner WRs
Clay Davie TE
Jacob Girgle Grad. Asst. (Offense)
Greg Svarczkopf Grad. Asst. (Offense)
Kevin Cosgrove Def. Coord./ILBs
Perry Eliano Special Teams/CBs
Jordan Peterson Def. Pass Game Coord./S
Stan Eggen DL
Archie McDaniel OLB
Jake Rothschilder Grad. Asst. (Defense)
Michael Smith Grad. Asst. (Defense)
Asst. A.D. for Football Ops Brian DeSpain
Video Coordinator Chris Crooks
Dir. of Recruiting Mitchell Kleinschrodt
Athletic Performance Aurmon Satchell
Asst. Athletic Performance John McWilliams

TEAM INFORMATION

2018 Overall Record 1-0
2018 Mountain West Record/Place 0-0

HISTORY

First Year of Football 1892
Overall All-Time Record 484-588-31
Number of Bowls/last 13/2016
Bowl Record 4-8-1
NFL Draft Picks 65

COMMUNICATIONS

Press Box Phone 505-925-5805
SID Mailing Address New Mexico Athletics
Colleen J. Maloof Administration Building
1 University of New Mexico
MSC04 2680
Albuquerque, NM 87131-0001
Overnight Address New Mexico Athletics
Colleen J. Maloof Administration Building
1414 University Boulevard SE
Albuquerque, NM 87106

SOCIAL MEDIA

Website www.golobos.com



@UNMLoboFB



/UNMLoboFootball

MONDAY	TUESDAY	WEDNESDAY	THURSDAY	FRIDAY	SATURDAY	SUNDAY
Practice 5:45-7:10 p.m.	Practice 9:15 - 11:05 a.m.	Practice 9:15 - 11:05 a.m.	Practice 9:45 - 11:10 a.m.	Practice Travel	Game Game Day	Practice Off
Media Open first 30 minutes Interviews after practice (Coaches/Players)	Media Open first 30 minutes Interviews after practice (Coaches/Players) Press Conference at 12:30 p.m. (Press Box Zia II)	Media Open first 30 minutes Interviews after practice (Coaches/Players)	Media Open first 30 minutes Interviews after practice (Coaches only)	Media No media availability	Media Coach Davie and two players after game	

Game Week Media Schedule

Media At Practice

Practice is only open for media for the first 30 minutes, and it is closed to the public. Contact Frank Mercogliano for more information about the class schedules for players needed for interviews (some players are not available due to class after practice, but we will make all efforts to get everyone the interviews they need).

Bob Davie Interview Opportunities

Coach Davie has several media availability times during the week. During game week, he is available after practices on Monday, Wednesday and Thursday. He also meets with the local media on Tuesday at 12:30 p.m. as part of UNM's weekly fall sports media luncheon (other fall sport coaches meet with the media at noon prior to Davie speaking).

New Mexico Media Luncheon

The New Mexico Media Luncheons are Tuesdays from 11:30 a.m. to 12:30 p.m. Coach Davie is available at approximately noon. Audio and video clips from Davie are available at www.golobos.com. The press conferences are also streamed on GoLobos.com by LoboTV. Please note that the Mountain West no longer will conduct a football coaches teleconference. The luncheon is on the Zia II level of the West press box.

New Mexico Player Interview Opportunities

All player interviews must be arranged through the UNM athletics communications office. The main time for interviews is after practice. Wednesday is the last day for player interviews. For lengthier interviews, please call the communications office to arrange, which we are happy to do, working around class schedules. These will normally take place in the communications suite in the Maloof Center.

Postgame: The UNM locker room is closed. Requested players will be brought to the second floor team room after home games and outside the locker room for road games.

For road games, all interviews will be posted to UNM's Media Dropbox account, along with selected highlights. These are provided for your useage, but please credit LoboTV.

Wireless in the Press Box

The press box at University Stadium is fully equipped for wireless connections. Access is free, but those wanting access need their own internal or external wireless cards. Phone lines are available.

www.collegepressbox.com

CollegePressBox.com gives the media one-stop access to updated contact information, media guides, game books, photos, quotes, links and more for each of the league's schools and the Mountain West office. Log-in information will be provided by the MW office to accredited media, or you can apply for a password by sending an e-mail to password@collegepressbox.com.

Ticket Information

- online at unmtickets.com
- by calling 925-5858 or toll-free at 800-955-HOWL
- Albertson's stores in Albuquerque, Rio Rancho, Los Lunas and Santa Fe
- Lobo Ticket Office inside the Pit at the NW corner of University & Cesar Chavez boulevards from 8:30-5 Monday-Friday
- UNM Bookstore (Bookstore Ticket Office is closed on Mondays) For more information call the New Mexico Athletics Ticket Office at (505) 925-5626 or 1-800-955-HOWL (4695). Call (505) 925-5500 for group tickets and ask to speak to a customer service representative.

On Game Day, the northeast box office at University Stadium opens four hours prior to kickoff, and the Lobo Ticket Office at the Pit opens three hours before game time. The northwest University Stadium box office opens 90 minutes before kickoff.

Lobo Talk & The Lobo Coaches Show

Host Robert Portnoy and coach Bob Davie discuss UNM football at Lobo Talk primarily on Wednesdays. The show airs from 7-9 p.m. at Kelly's Brew Pub in Nob Hill. Fans can call 866-350-4309 to ask coach Davie a question. The Lobo Coaches Show will be on AT&T Sports.

Game Credentials

Regular UNM media will receive game credentials prior to the start of the season. For media members with season credentials, that pass also serves as a parking pass for the Baseball East or Baseball South lot across from the stadium.

Visiting team media should request single-game credentials through their team's media relations office. Parking passes for the Baseball East and media lots will be needed.

Media members not associated directly with a team can email requests to fmercog@unm.edu. Please have these Wednesday of game week (Tuesday for Friday night home games).

For media members picking up credentials at will call without parking passes, it is located in the Northeast corner of the stadium by Gate 7 or 8. For media members picking up with parking passes, credentials will be located at the University Drive entrance to the Baseball & Pit East lots with the parking attendant. This should allow you to get your credential without having to wait in line or deal with parking on the north side of the stadium.

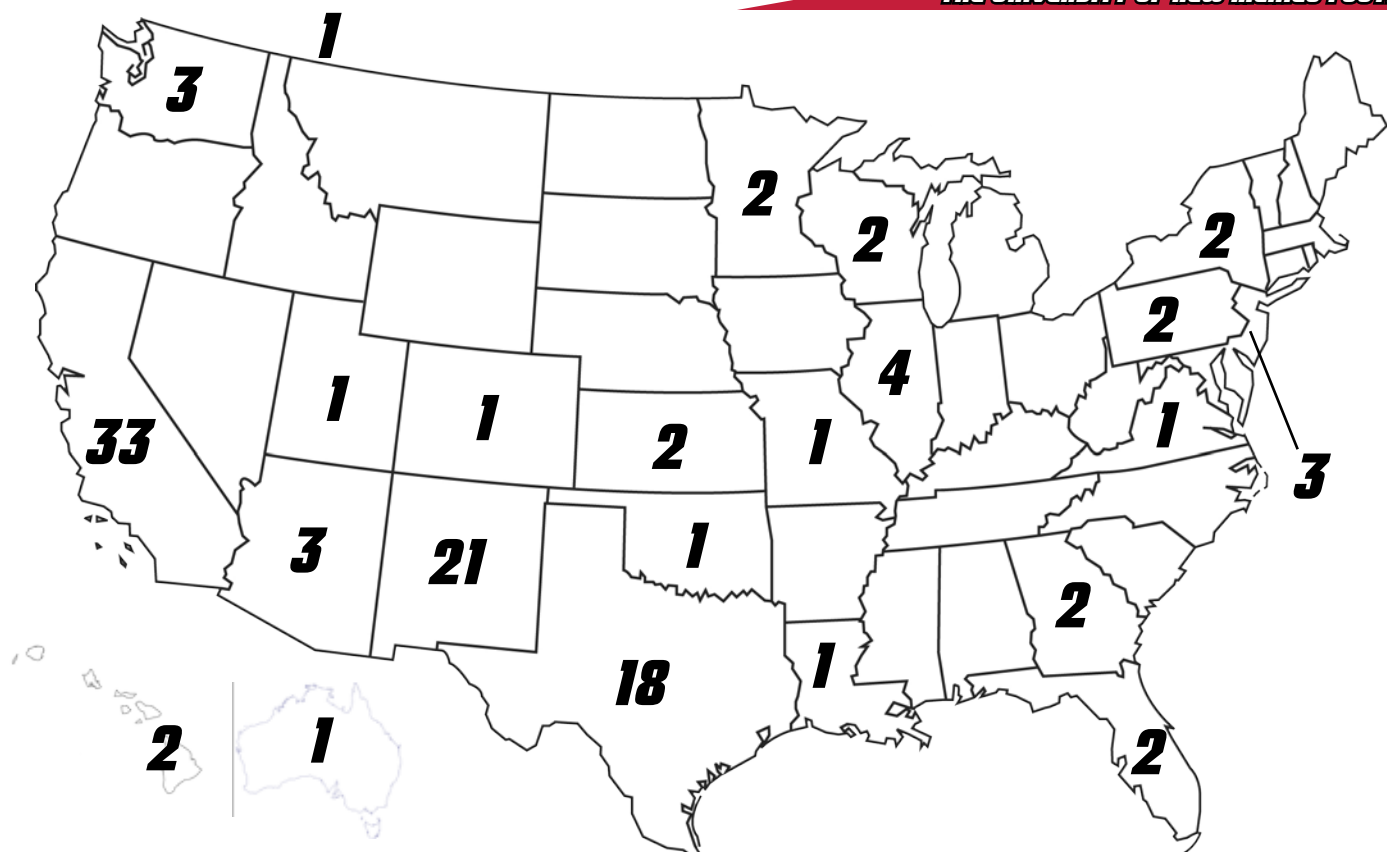
2018 Numerical Roster

No.	Name	Pos.	Ht.	Wt.	Cl-Exp.	Hometown (Last School)	Pronunciation
2	Delane Hart-Johnson	WR	6-3	219	Sr-2L-RS	Philadelphia, Pa. (L.A. Valley College/Martin Luther King HS)	duh LANE
2	A.J. Greeley	S	5-9	215	Jr-JC	Fresno, Calif. (College of the Sequoias/Fresno State/Edison HS)	
3	Zahneer Shuler	RB	6-1	232	Sr-1L	Woodbridge, N.J. (Lackawanna College/Woodbridge HS)	zuh NEER
3	D'Angelo Ross	CB	5-9	180	Sr-1L	La Puente, Calif. (Fullerton JC/South Hills HS)	
4	Sheriron Jones	QB	6-3	196	Jr-JC	Moreno Valley, Calif. (Mt. San Jacinto HC/Tennessee/Rancho Verde HS)	sher ON
4	Bijon Parker	S	6-1	200	Sr-3L-RS	Los Angeles, Calif. (Fairfax HS)	bee ZHAHN
5	Patrick Reed	WR	6-2	190	Sr-3L-RS	Silsbee, Texas (Silsbee HS)	
5	Michael Sewell, Jr.	S	6-1	201	Sr-1L	Palmdale, Calif. (L.A. Valley College/Highland HS)	
6	De'John Rogers	CB	5-9	170	Jr-JC	Paramus, N.J. (Monroe College/Paramus Catholic HS)	DAY zhahn
7	Anselem Umeh	WR	5-11	176	So-1L-RS	Bellflower, Calif. (St. John Bosco HS)	AN suh lem OO may
7	Blair Manly	CB	6-2	205	Jr-2L-RS	Albuquerque, N.M. (Cibola HS)	
8	Q' Drennan	WR	6-2	194	Jr-2L-RS	El Paso, Texas (Americas HS)	QUE
8	Willie Hobdy	CB	6-2	181	Jr-1L	Garland, Texas (Coffeyville CC/North Garland HS)	
9	Bryson Carroll	RB	5-6	185	So-SQ	San Antonio, Texas (Roosevelt HS)	
9	Stanley Barnwell, Jr.	S	6-2	200	Sr-2L	Opa-Locka, Fla. Coffeyville CC/Monsignor Pace)	
10	Trae Hall	QB	6-2	181	Fr-HS	Henderson, Texas (Henderson HS)	
10	DaQuan Baker	OLB	6-2	250	Sr-1L-1SQ-RS	Compton, Calif. (University of North Dakota/Dorsey HS)	dah KWAN
11	Coltin Gerhart	QB	5-11	214	Sr-1L	Murrieta, Calif. (Arizona State/Vista HS)	
11	Rhashaun Epting	OLB	6-2	218	So-1L-RS	Chicago, Ill. (Proviso West HS)	ra SHAWN
12	Anu Somoye	WR	6-2	195	Jr-2L-RS	Houston, Texas (Alief Taylor HS)	ah NEW sa MOY yea
12	Patrick Peek	S	5-10	199	Jr-JC	Ft. Worth, Texas (Trinity Valley JC/Aledo HS)	
13	Will Heckman	QB	6-3	200	Fr-RS	Seattle, Wash. (Indiana State/Roosevelt HS)	
13	Jalin Burrell	CB	6-0	195	Sr-1L	Riverside, Calif. (Moorpark JC/Patriot HS)	
14	Rafael Hidalgo	WR	5-10	173	Sr-1L-RS	Brooklyn, N.Y. (Hudson Valley JC/Lane HS)	
14	Gabe Ortega	S	6-1	199	So-1L	Rio Rancho, N.M. (Cleveland HS)	
15	Emmanuel Harris	WR	5-9	202	Sr-1L-RS	Dallas, Texas (Trinity Valley JC/Skyline HS)	
15	Kameron Miller	S	6-2	204	So-1L-RS	Las Cruces, N.M. (Las Cruces HS)	
16	Tevaka Tuioti	QB	6-1	199	So-1L-RS	La Mirada, Calif. (La Mirada HS)	teh VAH KAH TOO ee OH tea
16	Donte Martin	CB	5-9	167	Fr-HS	Oxnard, Calif. (Rio Mesa HS)	
17	Cedric Patterson III	WR	5-11	168	Fr-HS	Crosby, Texas (Crosby HS)	
17	Ben Bertram	DL	6-2	226	Fr-HS	Albuquerque, N.M. (Sandia HS)	
18	Dylan Horton	OLB	6-4	222	Fr-HS	Frisco, Texas (Frisco HS)	
18	Jonah Leyva	QB	6-0	189	Fr-RS	Carlsbad, N.M. (Carlsbad HS)	
19	Elijah Lilly	WR	6-0	159	Jr-2L	San Bernardino, Calif. (Cajon HS)	
20	Reece Wilkinson	RB	5-8	165	Fr-HS	Albuquerque, N.M. (La Cueva HS)	
21	Daevon Vigilant	RB	5-7	180	Fr-2RS	Downey, Calif. (Downey HS)	DAY von
21	Nico Bolden	S	6-3	207	Fr-RS	Woodbury, Minn. (Woodbury HS)	
23	Jay Griffin IV	WR	5-10	159	So-1L-RS	Huntsville, Texas (Huntsville HS)	
23	Marcus Hayes	S	6-0	199	Fr-RS	Rockford, Ill. (Rockford East HS)	
24	Kentrail Moran	RB	5-9	203	So-1L-RS	O'Fallon, Ill. (O'Fallon HS)	ken TRAIL
24	Corey Hightower	CB	5-11	176	So-1L-RS	Huntsville, Texas (Huntsville HS)	
25	Tyrone Owens	RB	5-9	188	Sr-3L-RS	Manor, Texas (Manor HS)	
25	Blake Fehrmann	OLB	6-3	221	Fr-HS	Brookfield, Wisc. (Brookfield HS)	
26	Lawrence "L.O." Johnson	RB	5-9	195	Fr-HS	Waunakee, Wisc. (Waunakee HS)	
26	Sitiveni Tamaivena	LB	6-0	231	Sr-1L	Renton, Wash. (Mt. San Antonio College/Palo Alto HS)	SIT a VEN ee taa MAY VEY na
27	Daniel Peabody	TE	6-1	220	Fr-RS	Tucson, Ariz. (Ironwood Ridge HS)	
27	Brandon Burton	S	6-0	200	Jr-TR	Los Angeles, Calif. (Junipero Serra HS)	
28	Ahmari Davis	RB	5-10	182	Jr-JC	Oakland, Calif. (Laney College/James Logan HS)	aah MARR ee
28	Joshua Woisin	LB	5-10	214	Fr-RS	Albuquerque, N.M. (La Cueva HS)	Rhymes with Poison
29	Jordan Flack	OLB	6-3	215	Sr-1L	Newbury Park, Calif. (Moorpark JC/Newbury Park HS)	
30	Alexander "Moana" Vainikolo	LB	5-11	246	Jr-JC	Kihei, Haw. (Mt. San Antonio JC/Maui HS)	VAIN ih KO lo
31	Thomas Vieira	WR	5-10	182	Jr-1L-1SQ-RS	Albuquerque, N.M. (La Cueva HS)	vee YEAH ra
31	Nic Wilson	CB	5-10	177	Fr-HS	San Bernardino, Calif. (El Cajon HS)	
32	Micah Gray	RB	5-11	191	Fr-RS	Clovis, N.M. (Clovis HS)	
33	Javohn Jones	RB	5-10	185	Jr-2L-RS	Albuquerque, N.M. (La Cueva HS)	jah VON
33	Alex Hart	LB	6-3	235	Sr-3L	Prior Lake, Minn. (Prior Lake HS)	
34	Bobby Cole	RB	5-9	199	Fr-RS	Chatsworth, Calif. (Sierra Canyon HS)	
34	Jared EnRico	LS	6-1	195	So-1L	La Mirada, Calif. (La Mirada HS)	on REE coh
35	Dequez Irving	LB	5-10	227	Jr-HS	Wichita, Kan. (Wichita East HS)	
36	Xavier Vigil	LB	5-11	231	Fr-RS	Santa Fe, N.M. (St. Michael's HS)	VEE hill
38	Matt French	LB	6-0	224	So-1SQ-RS	Crestview, Fla. (Crestview HS)	
39	Johnny Hernandez	S	5-10	187	Jr-RS	Temecula, Calif. (Saddleback JC/Great Oak HS)	
41	James Portilla	LB	6-1	220	Sr-2SQ-RS	El Dorado Hills, Calif. (Oak Ridge HS)	
45	Evahelotu Tohi	LB	6-2	227	Sr-1L-RS	Phoenix, Ariz. (Glendale CC/North Canyon HS)	EH vah TOE ee
46	Brandon Shook	LB	6-2	231	So-RS	Simi Valley, Calif. (Westlake HS/College of the Canyons)	
47	Dylan Kelly-Romero	K	5-10	192	Fr-RS	Los Lunas, N.M. (Los Lunas HS)	
49	David Brown	LB	6-1	217	So-1SQ-RS	Albuquerque, N.M. (Eldorado HS)	

2018 Numerical Roster

No.	Name	Pos.	Ht.	Wt.	Cl-Exp.	Hometown (Last School)	Pronunciation
50	Teton Saltes	OL	6-6	284	So-1L-RS	Albuquerque, N.M. (Valley HS)	TEE than SALT tess
52	Aaron Blackwell	DL	6-3	288	Jr-1L	Peoria, Ariz. (Mesa CC/Liberty HS)	
53	Cody Baker	DL	6-3	293	Sr-3L	Issaquah, Wash. (Eastside Catholic HS)	
54	Radson Jang	OL	6-1	242	Fr-RS	Honolulu, Hi. (Army Prep/Kamehameha HS)	
54	Langston Murray	DL	6-2	318	Fr-RS	Logansport, La. (Logansport HS)	
55	Aaron Jenkins	OL	6-2	293	Sr-3L-RS	Dallas, Texas (Lincoln HS)	
56	Micah McVaney	LB	6-2	225	Jr-JC	Westlake Village, Calif. (Pierce College/Oaks Christian HS)	
57	Everett Powell	OLB	6-4	235	Sr-2L-RS	Livermore, Calif. (Laney College/Livermore HS)	
60	Colston Chacon	OL	6-3	275	Fr-HS	La Habra, Calif. (Corona Del Mar HS)	sha CONE
64	Kyle Stapley	OL	6-3	307	So-JC	Morgan, Utah (Snow College/Morgan HS)	STAPE lee
65	Austin Cook	OL	6-5	295	Jr-JC	Fort Scott, Kan. (Butler Community College/Fort Scott HS)	
66	Javon Mosley	OL	6-7	335	Jr-JC	Fort Worth, Texas (Kilgore JC)	
67	Hayden Wilson	OL	6-3	281	Fr-RS	Rio Rancho, N.M. (Cleveland HS)	
68	Nick Iacovangelo	OL	6-7	314	Jr-1SQ-RS	Rochester, N.Y. (ASA College-Brooklyn/McQuaid Jesuit HS)	IKE oh van JEL oh
69	Beau Hott	OL	6-4	268	Jr-2L-RS	Plano, Texas (Plano HS)	
70	Brad Murphy	OL	6-3	290	So-JC	San Jose, Calif. (CC of San Francisco/Valley Christian HS)	
71	David Zavala	OL	6-4	297	Jr-JC	Lakewood, Calif. (Cerritos College/Nevada/Lakewood HS)	zah VAH lah
75	Erik Beilman	OL	6-4	276	Jr-2L-RS	San Antonio, Texas (Brandeis HS)	BEEL man
76	Jarred Sylvester	OL	6-5	309	Jr-JC	Clayton, N.J. (Dodge City CC/Clayton HS)	
77	Charlie Grammel	OL	6-3	307	Jr-2L-RS	Frisco, Texas (Lone Star HS)	
78	Louis Harden	DL	6-1	290	Fr-HS	San Clemente, Calif. (San Clemente HS)	
79	Chris Estrella	OL	6-4	294	Jr-1L	San Jacinto, Calif. (Mt. San Jacinto JC/San Jacinto HS)	
80	Cade Hackey	WR	6-3	196	Fr-RS	Hatch, N.M. (Hatch Valley HS)	
81	Aaron Molina	WR	6-3	200	Sr-1L	Albuquerque, N.M. (College of the Canyons/Valley HS)	
82	Andrew Erickson	WR	6-2	185	Fr-HS	Albuquerque, N.M. (Manzano HS)	
84	Brayden Dickey	TE	6-5	230	Gr-TR	North Vancouver, B.C. (Washington/Chaminade Prep)	
84	Trent Sellers	DL	6-3	271	Jr-JC	Fayetteville, Ga. (Coffeyville CC/Georgia Tech/Sandy Creek HS)	
85	Aaron Overacker	TE	6-3	227	Jr-2SQ-RS	Albuquerque, N.M. (La Cueva HS)	
87	Jeffrey Jones, Jr.	TE	6-3	212	Jr-JC	St. Louis, Mo. (Bakersfield College/Eastern Illinois/O'Fallon Township)	
88	Marcus Williams	TE	6-3	205	So-1L	Rio Rancho, N.M. (Cleveland HS)	
90	Erin Austin	DL	6-2	269	Jr-JC	Vallejo, Calif. (Laney College/Heritage HS)	
91	John Mitchell	P	6-1	194	Fr-RS	Great Falls, Va. (Our Lady of Good Counsel HS)	
92	Jermane Conyers	DL	6-3	334	Sr-1L	Rossville, Ga. (Dodge City CC/Ridgeland HS)	
93	Nahje Flowers	DL	6-3	278	So-1L-RS	Los Angeles, California (Dorsey HS)	NAH gee
94	Andrew Shelley	K	6-1	198	Fr-RS	Albuquerque, N.M. (Eldorado HS)	
95	Stephen Ruiz	K	6-4	228	Fr-HS	Naperville, Ill. (Neuqua Valley HS)	
95	Adebayo Soremekun	DL	6-2	298	Jr-JC	Los Angeles, Calif. (Long Beach City College/Dorsey HS)	add ah BUY yo sore IM ih kin
96	Tyson Dyer	P	6-2	198	So-JC	Queensland, Australia (Palomar College/Palm Beach Currumbin State HS)	
97	Lon Hampton	LS	6-1	221	Sr-1L	Zena, Okla. (Northeast Okla. A&M College/Grove HS)	
98	Danny Sutton	K	6-0	195	Gr-TR	New Hope, Pa. (Maryland/Towson/New Hope Solebury HS)	
99	Donovan Murphree	K	6-2	175	Fr-HS	Ft. Collins, Colo. (Fossil Ridge HS)	

Coaching Staff:**Head Coach:** Bob Davie (Youngstown State, 1976)**Offensive Coordinator/RBs:** Calvin McGee (Southern, 1985)**Defensive Coordinator/ILBs:** Kevin Cosgrove (Wisconsin-Oshkosh, 1980)**Offensive Run Game Coordinator/OL:** Saga Tuitele (Portland State, 2002)**Special Teams Coordinator/CBs:** Perry Eliano (Stephen F. Austin, 2000)**Running Backs:** Scott Baumgartner (Pacific, 1989)**Tight Ends:** Clay Davie (Arizona State, 2007)**Defensive Line & Recruiting Coordinator:** Stan Eggen (Moorhead State, 1977)**Outside Linebackers:** Archie McDaniel (Texas A&M, 2005)**Safeties:** Jordan Peterson (Texas A&M, 2009)**Quarterbacks:** Apollo Wright (Cheyney [PA], 1998)**Offensive Graduate Assistants:** Jacob Girdle, Greg Svarczkopf**Defensive Graduate Assistants:** Jake Rothschilder, Michael Smith**Assistant Athletic Director for Football:** Brian DeSpain**Director of Athletic Performance:** Aurmon Satchell**Asst. Director of Athletic Performance:** John McWilliams**Director of Recruiting:** Mitchell Kleinschrodt

**Arizona (3)**

Aaron Blackwell Peoria
 Evahelotu Tohi Phoenix
 Daniel Peabody Tucson

California (33)

Anselem Umeh Bellflower
 Erin Austin Vallejo
 Bobby Cole Chatsworth
 DaQuan Baker Compton
 Daevon Vigilant Downey
 James Portilla El Dorado
 A.J. Greeley Fresno
 Jared EnRico La Mirada
 Tevaka Tuioti La Mirada
 D'Angelo Ross La Puente
 David Zavala Lakewood
 Everett Powell Livermore
 Brandon Burton Los Angeles
 Nahje Flowers Los Angeles
 Bijon Parker Los Angeles
 Adebayo Soremekun Los Angeles
 Sheriron Jones Moreno Valley
 Coltin Gerhart Murrieta
 Jordan Flack Newbury Park
 Colston Chacon Newport Beach
 Ahmari Davis Oakland
 Tre Bland Ontario
 Donte Martin Oxnard
 Michael Sewell, Jr. Palmdale
 Jalin Burrell Riverside
 Elijah Lilly San Bernardino
 Nic Wilson San Bernardino
 Louis Harden San Clemente
 Chris Estrella San Jacinto
 Brad Murphy San Jose
 Brandon Shook Simi Valley
 Johnny Hernandez Temecula
 Micah McVaney Westlake Village

Colorado (1)

Donovan Murphee Fossil Ridge

Florida (2)

Matthew French Crestview
 Stanley Barnwell, Jr. Opa-Locka

Georgia (2)

Trent Sellers Fayetteville
 Jermane Conyers Rossville

Hawaii (2)

Radson Jang Honolulu
 Alexander "Moana" Vainikolo Kihei

Illinois (4)

Rhashaun Epting Chicago
 Stephen Ruiz Naperville
 Kentrail Moran O'Fallon
 Marcus Hayes Rockford

Kansas (2)

Austin Cook Ft. Scott
 Dequez Irving Wichita

Louisiana (1)

Langston Murray Logansport

Minnesota (2)

Alex Hart Prior Lake
 Nico Bolden Woodbury

Missouri (1)

Jeffrey Jones, Jr. St. Louis

New Jersey (3)

Jarred Sylvester Clayton
 Dejohn Rogers Paramus
 Zahneer Shuler Woodbridge

New Mexico (21)

Cody Smith Aztec
 Ben Bertram Albuquerque
 David Brown Albuquerque
 Andrew Erickson Albuquerque
 Javohn Jones Albuquerque
 Blair Manly Albuquerque
 Aaron Molina Albuquerque
 Aaron Overacker Albuquerque
 Teton Saltes Albuquerque
 Andrew Shelley Albuquerque
 Thomas Vieira Albuquerque
 Josh Woisin Albuquerque
 Jonah Leyva Carlsbad
 Micah Gray Clovis
 Cade Hackey Hatch
 Kameron Miller Las Cruces
 Dylan Kelly-Romero Los Lunas
 Gabe Ortega Rio Rancho
 Marcus Williams Rio Rancho
 Hayden Wilson Rio Rancho
 Xavier Vigil Santa Fe

New York (2)

Rafael Hidalgo Brooklyn
 Nick Iacovangelo Rochester

Oklahoma (1)

Lon Hampton Zena

Pennsylvania (2)

Danny Sutton New Hope
 Delane Hart-Johnson Philadelphia

Texas (18)

Cedric Patterson III Crosby
 Emmanuel Harris Dallas
 Aaron Jenkins Dallas
 Q' Drennan El Paso
 William Hobdy Garland
 Javon Mosely Ft. Worth
 Patrick Peek Ft. Worth
 Charlie Grammel Frisco
 Dylan Horton Frisco
 Trae Hall Henderson
 Anu Somoye Houston
 Jay Griffin IV Huntsville
 Corey Hightower Huntsville
 Tyrone Owens Manor
 Beau Hott Plano
 Erik Beilman San Antonio
 Bryson Carroll San Antonio
 Patrick Reed Silsbee

Utah (1)

Kyle Stapley Morgan

Virginia (1)

John Mitchell Olney

Washington (3)

Cody Baker Issaquah
 Will Heckman Seattle
 Sitiveni Tamaivena Renton

Wisconsin (2)

Blake Fehrmann Brookfield
 Lawrence "L.O." Johnson Waunakee

Australia (1)

Tyson Dyer Queensland

Canada (1)

Brayden Dickey North Vancouver

2018 Primary Two-Deep & Flash Stats

OFFENSE

Pos.	#	Player	Ht.	Wt.	Cl.-Ex.	Hometown (Last School)	2018 Stats
WR-X	2	Delane Hart-Johnson	6-4	219	Sr-2L-RS	Philadelphia, Pa. (L.A. Valley College/Martin Luther King HS)	1 catch, 32 yards, long of 32
	7	Anselem Umeh	5-11	176	So-1L-RS	Bellflower, Calif. (St. John Bosco HS)	2 catches 37 yards, long of 37
	12	Anu Somoye	6-2	195	Jr-2L-RS	Houston, Texas (Alief Taylor HS)	2 catches, 34 yards, 1 TD, long of 22
LT	79	Chris Estrella	6-4	294	Jr-1L	San Jacinto, Calif. (Mt. San Jacinto JC/San Jacinto HS)	Started 1 game, played in 1 game
	75	Erik Beilman	6-4	276	Jr-2L-RS	San Antonio, Texas (Brandeis HS)	Played in 1 game
LG	77	Charlie Grammel	6-3	307	Jr-2VL	Frisco, Texas (Lone Star HS)	Started 1 game, played in 1 game
	71	David Zavala	6-4	297	Jr-JC	Lakewood, Calif. (Cerritos College/Nevada/Lakewood HS)	Has not played in 2018
C	64	Kyle Stapley	6-3	307	So-JC	Morgan, Utah (Snow College/Morgan HS)	Started 1 game, played in 1 one
	69	Beau Hott	6-3	268	Jr-2VL-RS	Plano, Texas (Plano HS)	Played in 1 game
RG	55	Aaron Jenkins	6-2	293	Sr-3L-RS	Dallas, Texas (Lincoln HS)	Started in 1 game, played in 1 game
	68	Nick Iacovangelo	6-7	314	Jr-1SQ-RS	Rochester, N.Y. (ASA College-Brooklyn/McQuaid Jesuit HS)	Has not played in 2018
RT	50	Teton Saltes	6-6	284	So-1L-RS	Albuquerque, N.M. (Valley HS)	Started in 1 game, played in 1 game
	76	Jarred Sylvester	6-5	309	Jr-JC	Clayton, N.J. (Dodge City CC/Clayton HS)	Played in 1 game
TE	88	Marcus Williams	6-3	205	So-1L	Rio Rancho, N.M. (Cleveland HS)	2 catches, 43 yards, 2 TDs, long of 33
	84	Brayden Dickey	6-5	230	Sr-TR	North Vancouver, B.C. (Washington/Chaminade Prep)	1 catch, 4 yards
WR-H	19	Elijah Lilly	6-0	159	Jr-2L	San Bernardino, Calif. (Cajon HS)	2 catches, 61 yards, 1 TD, long of 51
	15	Emmanuel Harris	5-9	202	Sr-1L-RS	Dallas, Texas (Trinity Valley JC/Aledo HS)	No catches
-or-	12	Anu Somoye	6-2	195	Jr-2L-RS	Houston, Texas (Alief Taylor HS)	2 catches, 34 yards, 1 TD, long of 22
WR-Z	23	Jay Griffin IV	5-10	159	So-1L-RS	Huntsville, Texas (Huntsville HS)	2 catches, 43 yards, long of 34
	31	Thomas Viera	5-10	182	Jr-1L-1SQ-RS	Albuquerque, N.M. (La Cueva HS)	No catches
	14	Rafael Hidalgo	5-10	173	Sr-1L-RS	Brooklyn, N.Y. (Hudson Valley JC/Lane HS)	No catches
WR-Y	5	Patrick Reed	6-2	190	Sr-3VL-RS	Silsbee, Texas (Silsbee HS)	1 catch, 69 yards, 1 TD, long of 69
	81	Aaron Molina	6-3	200	Sr-1L	Albuquerque, N.M. (College of the Canyons/Valley HS)	Has not played in 2018
QB	16	Tevaka Tuioti	6-1	199	So-1L-RS	La Mirada, Calif. (La Mirada HS)	13-21-1, 327 yards, 4 TDs, long of 69, 11 rushes, 54 yards, 1 TD, long of 20
	11	Coltin Gerhart	5-11	214	Sr-1L	Murrieta, Calif. (Arizona State/Vista HS)	1-1-0, 12 yards, long of 12 yards, 5 rushes for 11 yards, TD, long of 5 yards
-or-	4	Sherion Jones	6-3	196	Jr-JC	Moreno Valley, Calif. (Mt. San Jacinto HC/Tennessee/Rancho Verde HS)	1-3-0, 22 yards, 1 TD, long of 22, 4 rushes, 18 yards, long of 8
RB	25	Tyrone Owens	5-9	188	Sr-3L-RS	Manor, Texas (Manor HS)	20 rushes 58 yards, 2 TDs, long of 10
-or-	21	Daevon Vigilant	5-7	180	Fr-2RS	Downey, Calif. (Downey HS)	4 rushes, 16 yards, long of 6
	28	Ahmari Davis	5-10	182	Jr-JC	Oakland, Calif. (Laney College/James Logan HS)	7 rushes, 39 yards, long of 15

DEFENSE

Pos.	#	Player	Ht.	Wt.	Cl.-Ex.	Hometown (Last School)	2018 Stats
LE	53	Cody Baker	6-3	293	Sr-3L	Issaquah, Wash. (Eastside Catholic HS)	1 tackle
	92	Jermame Conyers	6-3	334	Sr-1L	Rossville, Ga. (Dodge City CC/Ridgeland HS)	No stats
	95	Adebayo Soremekun	6-2	298	Jr-JC	Los Angeles, Calif. (Long Beach City College/Dorsey HS)	1 tackle
NT	52	Aaron Blackwell	6-3	288	Jr-1L	Peoria, Ariz. (Mesa CC/Liberty HS)	2 tackles
	54	Langston Murray	6-2	318	Fr-RS	Logansport, La. (Logansport HS)	1 tackle
	92	Jermame Conyers	6-3	334	Sr-1L	Rossville, Ga. (Dodge City CC/Ridgeland HS)	No stats
RE	93	Nahje Flowers	6-3	278	So-1L-RS	Los Angeles, Calif. (Dorsey HS)	1 tackle, 1.0 TFLs for 2 yards, 1.0 sacks for 2 yards
	90	Erin Austin	6-2	269	Jr-JC	Vallejo, Calif. (Laney College/Heritage HS)	2 tackles
RUSH	29	Jordan Flack	6-3	215	Sr-1L	Newbury Park, Calif. (Moorpark JC/Newbury Park HS)	5 tackles, 1.0 TFLs for 6 yards, 1.0 sacks for 6 yards
	11	Rhashaun Epting	6-2	218	So-1L-RS	Chicago, Ill. (Provisio West HS)	5 tackles, 1.0 TFLs for 8 yards, 1.0 sacks for 8 yards, 1 QBH
MLB	33	Alex Hart	6-3	235	Sr-3L	Prior Lake, Minn. (Prior Lake HS)	4 tackles
-and-	45	Evaheleto Tohi	6-2	227	Sr-1L-RS	Phoenix, Ariz. (Glendale CC/North Canyon HS)	2 tackles, 1 FR for 0 yards
	46	Brandon Shook	6-2	231	So-RS	Simi Valley, Calif. (Westlake HS/College of the Canyons)	3 tackles, 1.0 TFLs for 8 yards, 1 FF
WLB	26	Sitivena Tamaivena	6-0	231	Sr-1L	Renton, Wash. (Mt. San Antonio College/Palo Alto HS)	1 tackle
-and-	33	Alex Hart	6-3	235	Sr-3L	Prior Lake, Minn. (Prior Lake HS)	4 tackles
	30	Alexander "Moana" Vainikolo	5-11	246	Jr-JC	Kihea, Haw. (Mt. San Antonio JC/Maui HS)	1 tackle
LCB	3	D'Angelo Ross	5-9	180	Sr-1L	La Puente, Calif. (Fullerton JC/South Hills HS)	4 tackles
	24	Corey Hightower	5-11	176	So-1L-RS	Huntsville, Texas (Huntsville HS)	No stats
SS	23	Marcus Hayes	6-0	199	Fr-RS	Rockford, Ill. (Rockford HS)	2 tackles, 1 PBU
	9	Stanley Barnwell, Jr.	6-2	198	Jr-1L	Opa-Locka, Fla. (Coffeyville CC/Monsignor Pace)	2 tackles
FS	4	Bijon Parker	6-1	190	Sr-3L-RS	Los Angeles, Calif. (Fairfax HS)	1 tackle
	12	Patrick Peek	5-10	199	Jr-JC	Ft. Worth, Texas (Trinity Valley JC/Aledo HS)	2 tackles
NICK	5	Michael Sewell, Jr.	6-1	201	Sr-1L	Palmdale, Calif. (L. A. Valley College/Highland HS)	2 tackles
	15	Kameron Miller	6-2	204	So-1L-RS	Las Cruces, N.M. (Las Cruces HS)	No stats
RCB	13	Jalin Burrell	6-0	195	Sr-1L	Riverside, Calif. (Moorpark JC/Patriot HS)	3 tackles, 1 INT for 0 yards
	8	Willie Hobdy, Jr.	6-2	181	Jr-1L	Garland, Texas (Coffeyville CC/North Garland HS)	2 tackles, 1 FF

SPECIAL TEAMS

Pos.	#	Player	Ht.	Wt.	Cl.-Ex.	Hometown (Last School)	2018 Stats
FGs	94	Andrew Shelley	6-1	198	Fr-RS	Albuquerque, N.M. (Eldorado HS)	8-9 XP
	98	Danny Sutton	6-0	195	Sr-TR	New Hope, Pa. (Maryland/Towson/New Hope Solebury HS)	Has not played
KOs	98	Danny Sutton	6-0	195	Sr-TR	New Hope, Pa. (Maryland/Towson/New Hope Solebury HS)	Has not played
	94	Andrew Shelley	6-1	198	Fr-RS	Albuquerque, N.M. (Eldorado HS)	Has not kicked off
P	96	Tyson Dyer	6-2	198	So-JC	Queensland, Australia (Palomar College/Palm Beach Currumbin State HS)	3 punts, 48.7 avg, 45.0 net, 2 50+, 1 FC, 1 I20
	98	Danny Sutton	6-0	195	Sr-TR	New Hope, Pa. (Maryland/Towson/New Hope Solebury HS)	Has not punted
DS-P	34	Jared EnRico	6-1	195	So-1L-RS	La Mirada, Calif. (La Mirada HS)	Started 1 game as long snapper on punts
DS-FG	97	Lon Hampton	6-1	221	Sr-1L-RS	Zena, Okla. (Northeast Okla. A&M College/Grove HS)	Started 1 game as long snapper on field goals
Hold	96	Tyson Dyer	6-2	198	So-JC	Queensland, Australia (Palomar College/Palm Beach Currumbin State HS)	Started 1 game as holder
	34	Jared EnRico	6-1	195	So-1L-RS	La Mirada, Calif. (La Mirada HS)	Has not held in a game
KOR	19	Elijah Lilly	6-0	159	Jr-2L	San Bernardino, Calif. (Cajon HS)	2 returns, 40 yards, 20.0 average, long of 40
	15	Emmanuel Harris	5-9	202	Sr-1L-RS	Dallas, Texas (Trinity Valley JC/Aledo HS)	1 return, 9 yards, 9.0 avg., long of 9
	13	Jalin Burrell	6-0	195	Sr-1L	Riverside, Calif. (Moorpark JC/Patriot HS)	Has not returned a kick
PR	23	Marcus Hayes	6-0	199	Fr-RS	Rockford, Ill. (Rockford HS)	1 return, 9 yards, 9.0 avg., long of 9
	13	Jalin Burrell	6-0	195	Sr-1L	Riverside, Calif. (Moorpark JC/Patriot HS)	Only punt return opportunity was on a short punt that wasn't returned

MAKING NATIONAL HEADLINES



A study for 2016 showed New Mexico Football had over 10,000 articles in print and on the web in addition to seven games on ESPN, three on ROOT Sports and one on CBS Sports Network



**USA
TODAY**

Featured Lobo Football in its Bowl Preview Section

Gave Lobo Football an 'A' Rating in its 2016 Report Card

Listed Coach Davie among top 10 for best coaching jobs in 2016



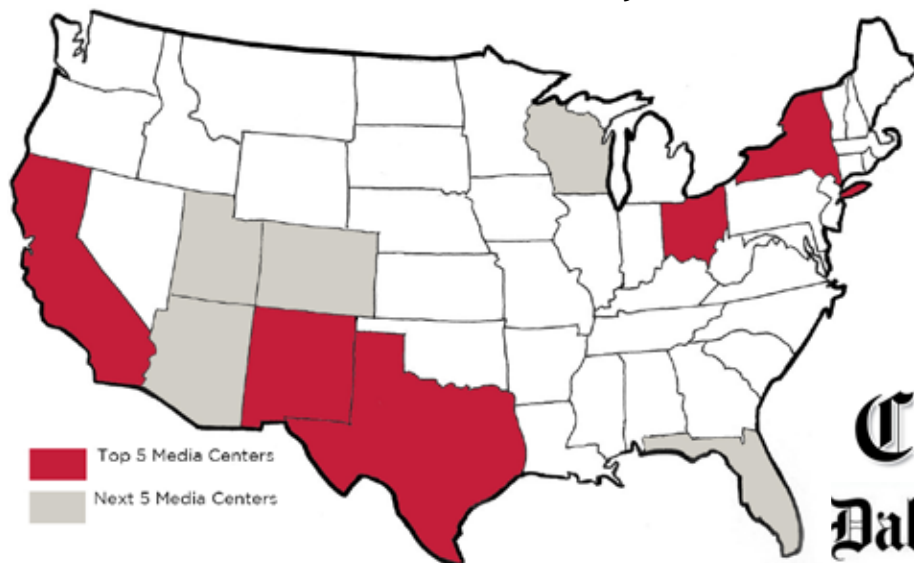
1.39 million viewers for Gildan New Mexico Bowl

Seven games on ESPN, ESPN2 and ESPNU, four in primetime



Numerous articles, including, "New Mexico Football Using Unique Offense in Recent Rise"

The same study showed New Mexico Football's coverage intensity is highest not just in New Mexico, but in media hot spots of California, New York, Texas and Ohio



NY

DAILY NEWS

Chicago Tribune

Dallas Morning News

Lobo Radio Network

Every New Mexico football game is broadcast over the Lobo Radio Network. 770 KQOB-AM/94.5 FM in Albuquerque is the flagship. Robert Portnoy is in his third season of play-by-play broadcasting with the University of New Mexico. The Lobo Radio Network:

Albuquerque	KQOB-AM	770 AM
Albuquerque		
Aztec	KLJH-FM	96.1 FM
Bloomfield	KLJH-2	107.1FM
Carlsbad	KATK-AM	740 AM
Farmington	KLJH-FM	107.1 FM
Farmington	KLJH-FM	96.1 FM
Farmington	KLJH-1	107.1 FM
Gallup	KYVA-AM	1230 AM
Gallup	KYVA-AM	94.9 FM
Grants	KMIN-AM	980 AM
Hobbs	KWMW-FM	105.1 FM
Las Vegas	KBQL-FM	92.7 FM
Mancos, CO	KLJH-FM	107.9 FM
Pagosa Springs, CO	KLJH-FM	98.3 FM
Santa Fe	KVSF-AM	1400 AM
Ruidoso	KWMW-FM	99.1 FM
Ruidoso	KRUI-AM	1490 AM
Socorro	KYRN-FM	102.1 FM
Window Rock, AZ	KLJH-FM	92.3 FM

Lobo games will be broadcast in Spanish on ESPN Deportes New Mexico on KRZY-AM 1450 and José 105.9 FM, Albuquerque, thanks to an agreement between UNM Athletics and Entrevision NM. Carlos Fourzan will

Roster Breakdown

2017 LETTERMEN RETURNING (39) (49 from 2017, 1 2016 redshirt returned)

Offense (25): QB (2) Coltin Gerhart*, Tevaka Tuioti* **RB (4)** Jahvon Jones**, Kentrail Moran*, Tyrone Owens***, Zahneer Shuler*; **WR (11)** Q' Drennan**, Jay Griffin IV*, Delane Hart-Johnson**, Rafael Hidalgo*, Emmanuel Harris*, Elijah Lilly**, Aaron Molina*, Patrick Reed***, Anu Somoye**, Anselem Umeh*, Thomas Vieira*; **TE (2)** Erik Beilman*, Marcus Williams*; **OL (6)** Erik Beilman**, Chris Estrella*, Charlie Grammel**, Beau Hott**, Aaron Jenkins***, Teton Saltes*

Defense (23): DL (6) Cody Baker**, Aaron Blackwell*, Jermaine Conyers*, Nahje Flowers*, Emmanuel Joseph*, Everett Powell**, **LB (7)** DaQuan Baker*, Rayshawyn Boyce*, Rhashaun Epting*, Jordan Flack*, Alex Hart***, Sitivena Tamiavena*, Evahalotu Tohi*; **S (5)** Stanley Barnwell, Jr.*, Kameron Miller*, Gabe Ortega*, Bijon Parker***, Michael Sewell, Jr.*; **CB (5)** Jalin Burrell*, Corey Hightower*, Willie Hobby, Jr., Blair Manly**, D'Angelo Ross*

Specialists (2): Jared EnRico*, Lon Hampton*;

STARTERS RETURNING (15)

Offense (7): QB Lamar Jordan, RB Tyrone Owens, OL Charlie Grammel, OL Aaron Jenkins, TE Marcus Williams, WR Q' Drennan, WR Patrick Reed

Defense (6): DL Cody Baker, LB Rhashaun Epting, LB Alex Hart, CB Jalin Burrell, CB D'Angelo Ross, S Bijon Parker

Specialists (2): LS Jared EnRico, LS Lon Hampton

STARTERS LOST (11)

Offense (4): QB Lamar Jordan, OL Ray Baylor III, OL Blaise Fountain, OL Avery Jordan

Defense (5): DL Garrett Hughes, DL Johnny Williams, LB Austin Ocasio, S Jacob Girdle, NICK Jake Rothschilder

Specialists (2): P Corey Bojorquez, K Jason Sanders

REDSHIRTS/SQUAD RETURNING (20)

Offense (16): QB (2) Derek Martinez (SQ), Jonah Levya (RS) **RB (5)** Bryson Carroll (SQ), Bobby Cole (RS), Micah Gray (RS), Daevon Vigilant (RS), Joshua Woison (RS); **WR (3)** Elijah Gamboa (RS), Cade Hackey (RS), Cameron Thomas (RS); **TE (2)** Aaron Overacker (SQ), Daniel Peabody (RS) **OL (4)** Jacob Barnhill (RS), Radson Jang (RS), Nick Iacovangelo (RS), Hayden Wilson (RS)

Defense (10): DL (3) Langston Murray (RS); **LB (4)** David Brown (SQ), Matt French (SQ), James Portilla (SQ), Brandon Shook (RS); **S (4)** Nico Bolden (RS), Marcus Hayes (RS), Johnny Hernandez (RS), Kevin Maresca (RS); **CB (1)** Xavier Vigil (RS)

Specialists (4): K/P Gabe Dunkle (RS), K Dylan Kelly-Romero (RS), P John Mitchell (RS), K Andrew Shelley (RS)

*denotes letters won

The Opening List

Tevaka Tuioti's second career start went pretty well. UNM's sophomore quarterback threw for 327 yards and four touchdowns on just 13-of-21 passing. His remarkably efficient day helped UNM score touchdowns on its first four possessions. The school record for passing touchdowns in a game is six, by Stoney Case, who threw for six against BYU in 1994. Tuioti's four tied for the second-most passing touchdowns by a Lobo quarterback in school history. He became the ninth different Lobo to record four touchdown passes in a game and its the 14th time a Lobo quarterback recorded four touchdown passes in a game. Those 14 time are the subject of our opening list.

Game	TDs	Player	Year
6	Stoney Case vs. BYU	9/24/1994	
4	Tevaka Tuioti vs. Incarnate Word	9/1/2018	
4	Steve Myer vs. Arizona	10/25/1975	
4	Ned James vs. New Mexico State	10/25/1986	
4	Jeremy Leach vs. Utah	11/11/1989	
4	Stoney Case vs. New Mexico State	9/12/1992	
4	Stoney Case vs. New Mexico State	9/25/1993	
4	Stoney Case vs. Utah	10/9/1993	
4	Fred Schweer vs. UTEP	11/20/1993	
4	Donald Sellers vs. New Mexico State	9/23/1995	
4	Donald Sellers vs. No. Arizona	9/7/1996	
4	Graham Leigh vs. Tulsa	11/22/1997	
4	Graham Leigh vs. Utah State	9/12/1998	
4	Casey Kelly vs. Wyoming	11/30/2002	

This is a Three Year Trend Worth Bragging About

As head coach Bob Davie enters his seventh season with the Lobos, one can really break up his career at UNM into two three-year segments. You couple that with the three years previous to his arrival and it's easy to see the truly remarkable job he has done in bringing back Lobo football to respectability and making UNM a team no one wants to play.

From 2009-11 under Mike Locksley (and for a few games George Barlow), the Lobos went 1-11 in 2009, 1-11 in 2010, and 1-11 in 2011, putting the Lobos 30 games under .500. Enter Bob Davie and the world's hardest reclamation project. All he did in those first three years was go 4-9 in 2012 (in a season without a bye week), 3-9 in 2013 and 4-8 in 2014. That 11-26 record was a 15-game improvement, as the team went from 30 games under the previous three-year span to 15 games under.

Fast forward to 2015-17, and the squad has gone 19-19. The team went 7-6 in 2015, 9-4 in 2016 and 3-9 in 2017. That marks the second straight 15-game improvement over a three-year stretch, virtually unheard of. Also, it's not just the wins that improved as well, as the following chart attests:

Seasons	Coach	Record	High GPA	Points Per Game	Academic All-MW	Bowl Games
2009-11	Locksley/Barlow	3-33	2.71	14.3	32	0
2012-14	Davie 1st three years	11-26	2.77	28.6	50	0
2015-17	Davie last three years	19-19	2.85	29.3	61	2

This is Sparta!!!

Not really, it's Albuquerque, but on Saturday, Tevaka Tuioti did something that hadn't been done in a long, long time at UNM. Tuioti threw for 327 yards, giving him the first 300-yard game by a Lobo quarterback since September 11, 2010 when B.R. Holbrook threw for 323 against Texas Tech in a game at UNM's Dream-style Stadium.

Tuioti's 327 yards came on just 13 completions and 21 attempts. Tuioti's 25.2 yards per completion is ranks fourth in the nation, behind only Justin Herbert of Oregon, Keyaton Thompson of Mississippi State and Eric Dungey of Syracuse. Here is the top-10 list for yards per completion.

PL....Player, Team (Conference)	YPComp
1.....Justin Herbert, Oregon (Pac-12)	28.10
2.....Keyaton Thompson, Mississippi St. (SEC)	28.00
3.....Eric Dungey, Syracuse (ACC)	26.29
4..... Tevaka Tuioti, New Mexico (MWC)	25.15
5.....Mitch Guadagni, Toledo (MAC)	24.09
6.....Ty Storey, Arkansas (SEC)	21.75
7.....Ty Gangi, Nevada (MWC)	21.38
8.....Ben Hicks, SMU (AAC)	21.00
9.....Chris Reynolds, Charlotte (C-USA)	20.54
10....Jon Wassink, Western Mich. (MAC)	19.95

Plenty of Points

The Lobos scored 28 points in the opening quarter, and that was pretty close to an opening quarter record. The Lobos have twice scored 33 points in an opening quarter.

The 28 points tied for the third-most points in an opening quarter in school history, and on the next page is that list.

UNM VS. WISCONSIN STAT COMPARISON

UNM	Category	WISC
62.0	Points Per Game For	34.0
30.0	Points Per Game Against	3.0
32	First Downs	24
66	Rushing Attempts	39
319	Rushing Yards	234
4.8	Average Per Rush	6.0
319.0	Average Per Game	234.0
4	Rushing TDs	2
15-25-1	Passing (Comp-Att-Int)	17-31-0
60.0%	Completion Pct.	54.8%
361	Passing Yards	257
361.0	Average Per Game	257.0
5	TD Passes	2
680	Total Offense	491
7.5	Avg. Per Play	7.0
680.0	Avg Per Game	491.0
1-1	Fumbles-Lost	1-1
0.00	Turnover margin/game	+1.00
3-45.0	Punts-Net Avg.	4-40.0
5/11 (45%)	Third Down Conversion	7/13 (54%)
2/3 (67%)	Fourth Down Conversion	0/0 (0%)
35:50	Average time of possession	34:03
3-16	Sacks-Yards	1-5

Lobos in the NCAA

Stat	Rank	Value
Total Offense	5	680.0
Rushing Offense	9	319.0
Passing Offense	14	361.0
Team Passing Efficiency	3	239.30
Scoring Offense	8	62.0
Total Defense	112	566.0
Rushing Defense	111	244.0
Passing Yards Allowed	103	322.0
Team Passing Efficiency Defense	60	121.41
Scoring Defense	T-78	30.0
Turnover Margin	T-50	0.00
3rd Down Conversion Pct	T-54	0.455
4th Down Conversion Pct	T-35	0.667
3rd Down Conversion Pct Defense	T-52	0.333
4th Down Conversion Pct Defense	T-1	0.000
Red Zone Offense	75	0.833
Red Zone Defense	T-63	1.000
Net Punting	13	45.00
Punt Returns	47	9.00
Kickoff Returns	83	16.33
First Downs Offense	T-11	32
First Downs Defense	T-48	19
Fewest Penalties Per Game	T-66	7.00
Fewest Penalty Yards Per Game	45	48.00
Time of Possession	17	35:50

Individual Leaders

Stat	Player	Value	MW	NCAA
Completion Pct.	Tuioti	61.9	8	65
Completions Per Game	Tuioti	13.0	8	84
Forced Fumbles	Hobdy, Jr.	1	1	2
	Shook	1	1	2
Fumbles Recovered	Tohi	1	2	4
Interceptions Per game	Burrell	1.00	1	3
Kickoff Returns	Lilly	20.0	4	50
Passing Efficiency	Tuioti	246.0	1	4
Passing TDs	Tuioti	4	3	13
Passing Yards	Tuioti	327.0	4	17
Yards per Completion	Tuioti	25.2	1	4
Points responsible for/game	Tuioti	30.0	3	7
Receiving TDs	Williams	2	5	7
Rush Yards per Carry	Tuioti	4.91	6	65
Rushing Yards per Game	Shuler	90.0	7	58
Sacks	Epting	1.00	3	25
	Flack	1.00	3	25
	Flowers	1.00	3	25
Points per game	Owens	12.00	4	23
	Williams	12.00	4	23
Total Offense	Tuioti	381.0	2	13
Yards per attempt	Tuioti	15.57	1	2

Season Honors

Aaron Jenkins - OL

Lindy's Preseason First Team
Athlon Preseason First Team
Mountain West Preseason First Team

Tyrone Owens - RB

Earl Campbell Tyler Rose Watch List
Lindy's Preseason Second Team
Athlon Preseason Second Team

Elijah Lilly - KR

Athlon Preseason Third Team

Cody Baker - DL

Athlon Preseason Third Team

MOST POINTS IN A FIRST QUARTER (since 1946)

Pts.	Qtr.	Opponent	Site	Year
33	1st	Northern Arizona	Albuquerque	9/23/1950
33	1st	New Mexico State	Albuquerque	10/9/1948
28	1st	Boise State	Albuquerque	11/8/2014
28	1st	Utah	Albuquerque	11/26/1977
28	1st	New Mexico State	Albuquerque	9/15/1962
28	1st	ULM	Albuquerque	10/22/2016

Tough to Swallow, but a Very Good Omen as Well

The 2017 version of the New Mexico Lobos were actually THIS close to a third straight bowl game. What kept UNM from that record-tying third straight bowl game was doing something no Lobo team had ever done in the history of the program, and that was suffering three losses by a field goal or less in home games.

The first was against New Mexico State, when UNM rallied from 25 down in the fourth quarter, cutting a 30-5 deficit to 30-28 before missing a two-point conversion with seconds to go. UNM then suffered a 27-24 loss to Colorado State in which UNM was about 10 yards shy of field goal range for the tying kick (had it attempted a field goal on the final play it would have been 64 yards). On the final home weekend, UNM allowed a touchdown with 25 seconds left to lose 38-35 to UNLV in a game in which UNM had 482 yards of total offense, all on the ground.

While that was tough to swallow, there is a pretty good omen that comes out of those three close losses. The last time that the Lobos lost three times in the same season by a field goal or less was in 1998, when the Lobos lost 28-27 to New Mexico State in Las Cruces, 22-19 to UTEP in Albuquerque, and 36-33 to San Diego State in Albuquerque in overtime. After that season, UNM actually improved its win total five straight seasons.

The last time UNM lost four such games in the same season was in 1993, and never in the history of the program has UNM had a season in which it lost three home games by three points or less. The closest UNM ever came to it was in 1981, when the Lobos lost to San Diego State 17-15 and to Wyoming 13-12, with a 7-7 tie with Utah.

Fairly Odd Offensive Lineman

The name A.J. can mean many things. A.J. Frost was one of the heroic characters in Armageddon (jumping a Grand Canyon-sized chasm to boot on an asteroid). A.J. is also the nickname for the Architect's Journal, the nickname for Tony Soprano's son (Anthony, Jr.) and of course, the resident genius in Timmy's class in the cartoon Fairly Odd Parents.

For UNM, A.J. is the nickname for Aaron Jenkins, who will go down as one of the top linemen in UNM history. Jenkins has been well decorated in the preseason, earning First Team All-Mountain West honors from both Athlon Sports and Lindy's. Jenkins would have played as a true freshman in 2014, but he injured his shoulder against Arizona State in the second game of the season and earned a medical redshirt, and that medical redshirt will work to his advantage in a chase for the record for most games played by a Lobo.

Jenkins now has 41 games played, having started all 39 in the last four seasons. That means that he needs just nine more games to break the record of 50, held by six other players. Additionally, none of those six started all 50 games, meaning Jenkins can set the career record for starts and consecutive starts as well.

Jenkins has done it all over as well, playing four positions along the line, with center the one position he hasn't played in a game, although he has practiced there and been listed third on the depth chart there at times.

This Might Take Getting Used Too...

Over the last few years, UNM has been among the leaders nationally in long rushing plays. Famously in 2016, UNM led the nation in total runs of 10, 20, 30, 40, 50, 60 and 70 yards. It may be just one game, but the difference in Calvin Magee's offense can be shown in this stat. New Mexico is tied for the national lead in most 30-yard PASS plays.

That's not a typo. The Lobos had seven passes of 30 or more yards on Saturday against Incarnate Word, and that total is tied for the national lead with Hawai'i. The difference there is that Hawai'i has played two games and UNM has only played one.

Turnover Table

2017	Takeaways	Pts.	Giveaways	Pts.
ACU	3	10	2	7
NMSU	2	3	4	10
at BSU	0	0	2	7
at TULSA	1	3	3	6
AFA	2	14	0	0
at FS	1	0	2	3
CSU	0	0	1	3
at WYO	0	0	7	35
USU	2	3	4	14
at TAMU	0	0	1	7
UNLV	0	0	1	0
at SDSU	2	3	2	7
Total	13	36	29	99

UNM Turnover Margin: -16

UNM TO Scoring Margin: -63 (UNM 8-13, Opp 17-29)

2018	Takeaways	Pts.	Giveaways	Pts.
UIW	2	7	2	3
at WIS				
at NMSU				
LIB				
at UNLV				
at CSU				
FS				
at USU				
SDSU				
at AFA				
BSU				
WYO				
Total	2	7	2	3

UNM Turnover Margin: Even

UNM TO Scoring Margin: +4 (UNM 1-2, Opp 1-2)

Stat of the Week

388

The number of games UNM went between 300-yard rushing and passing games in the same game. UNM, which had 319 rushing and 361 passing against Incarnate Word, had 318 yards rushing and 336 passing in a 58-49 loss at Utah on November 9, 1985.

Associated Press Poll (Preseason 2018)

Pl.	Team (First-place votes)	Record	Pts.	LW
1	Alabama (42)	0-0	1505	—
2	Clemson (18)	0-0	1476	—
3	Georgia	0-0	1350	—
4	Wisconsin (1)	0-0	1271	—
5	Ohio State	0-0	1256	—
6	Washington	0-0	1215	—
7	Oklahoma	0-0	1173	—
8	Miami	0-0	1027	—
9	Auburn	0-0	1013	—
10	Penn State	0-0	1012	—
11	Michigan State	0-0	877	—
12	Notre Dame	0-0	804	—
13	Stanford	0-0	778	—
14	Michigan	0-0	773	—
15	USC	0-0	543	—
16	TCU	0-0	533	—
17	West Virginia	0-0	511	—
18	Mississippi State	0-0	450	—
19	Florida State	0-0	384	—
20	Virginia Tech	0-0	351	—
21	UCF	0-0	312	—
22	Boise State	0-0	292	—
23	Texas	0-0	216	—
24	Oregon	0-0	148	—
25	LSU	0-0	106	—

Others receiving votes: South Carolina 96, Florida 68, Utah 60, Oklahoma State 51, Florida Atlantic 38, Arizona 28, NC State 22, Texas A&M 21, Boston College 18, Northwestern 13, Kansas State 10, Iowa State 8, Houston 6, Memphis 3, Iowa 2, Troy 2, **Fresno State 1**, Arkansas State 1, Kentucky 1

Amway/USA Today Coaches Poll (Preseason 2018)

Pl.	Team (First-place votes)	Record	Pts.	+/-
1	Alabama (61)	0-0	1621	—
2	Clemson (3)	0-0	1547	—
3	Ohio State (1)	0-0	1458	—
4	Georgia	0-0	1452	—
5	Oklahoma	0-0	1288	—
6	Washington	0-0	1245	—
7	Wisconsin	0-0	1243	—
8	Miami	0-0	1091	—
9	Penn State	0-0	1050	—
10	Auburn	0-0	1004	—
11	Notre Dame	0-0	892	—
12	Michigan State	0-0	870	—
13	Stanford	0-0	768	—
14	Michigan	0-0	752	—
15	USC	0-0	691	—
16	TCU	0-0	530	—
17	Virginia Tech	0-0	524	—
18	Mississippi State	0-0	407	—
19	Florida State	0-0	328	—
20	West Virginia	0-0	310	—
21	Texas	0-0	265	—
22	Boise State	0-0	261	—
23	UCF	0-0	259	—
24	LSU	0-0	254	—
25	Oklahoma State	0-0	168	—

Others receiving votes: South Carolina 138, Florida 135, Oregon 105, Utah 81, Texas A&M 67, Northwestern 67, Kansas State 35, Florida Atlantic 27, Memphis 23, Boston College 23, NC State 22, Arkansas State 19, Troy 19, Appalachian State 16, **San Diego State 15**, Kentucky 8, Iowa State 8, Iowa 8, Washington State 7, South Florida 6, Duke 5, **Fresno State 4**, Louisville 3, Arizona 2, Houston 2, Army 1, Northern Illinois 1

The Lobos' seven 30-yard pass plays nearly equaled the total that UNM had all of last year, when they had 10. Here are the total number of 30-yard passes for the Lobos going back to 2010.

Year	30-yard passes
2018	7
2017	10
2016	12
2015	14
2014	10
2013	16
2012	7
2011	12
2010	8

Luck of the Draw?

Under Bob Davie, the New Mexico Lobos have made it a habit of not turning the ball over. The 2017 version of the Lobos struggled with that. In three of UNM's seasons under Bob Davie (2012, 2013 and 2016), UNM has ended the season with just 14 turnovers, and those three seasons are tied for the fewest turnovers in a season in UNM history.

Last year's team had 29 turnovers in 12 games, an average of 2.42 turnovers per game. That giveaway rate was the highest for UNM since the 1991 season when UNM suffered 40 turnovers on the season (24 interceptions and 16 fumbles) over 12 games, a turnover rate of 3.33 per game.

Last year UNM went 1-9 when losing or tying the turnover battle (defeating Tulsa despite a 3-1 deficit) and the team went 2-0 when winning the battle.

Dating back to October 10, 2014, the Lobos are 13-0 when winning the turnover battle. The last time they won the battle and lost was on that date, when UNM got four takeaways to SDSU's one. Those four takeaways all occurred in the fourth quarter over the span of six plays, including the final three in a row.

Now, there are a lot of studies about turnovers and luck. According to a study by Power Rank Analytics, over the last decade, only 14 percent of all FBS turnovers have occurred when a team had the lead. Was that the case with UNM in 2017? Yep.

Of UNM's 29 giveaways, only four happened when holding the lead, and that is 13.8 percent of all of UNM's turnovers on the season. Twenty turnovers came when UNM was trailing, and five occurred when the game was tied. On Saturday, both of UNM's turnovers came with the lead.

Taking a TO

Tyrone Owens became the 17th Lobo with 2,000 career yards rushing when he scored on a 6-yard run late in the first quarter. He ended up moving into 15th place on the career rushing list as he now has 2,043 yards after gaining 58 against Incarnate Word in limited action.

Next up ahead of Owens on the list is former Lobo head coach and current San Diego State head coach Rocky Long, who had 2,071 yards for the Lobos.

Out Work, Out Hit, Out Discipline

Throughout his tenure with UNM, coach Bob Davie installed a team mantra of "Out Work, Out Hit, Out Discipline". The 2018 off-season saw UNM take that mantra to new heights.

The Lobos historically under Davie have hit the community hard, with plenty of trips to local elementary schools, trips to the UNM Children's hospital, visits to Ronald McDonald house and Joy Junction, and other projects. After the 2017 season, the team did that and more. Additionally, Coach Davie wanted a bigger emphasis in the classroom, and he got that as well.

UNM football players turned in a 2.85 GPA in the Spring semester, the second-best GPA for the team in any semester since the department started keeping full track in 1988. The Lobos also picked up a program record 23 Mountain West All-Academic selections. The four highest Mountain West All-Academic totals have occurred in the last four seasons under Davie's watch.

When 30 Isn't 30

The Lobos allowed 30 points to incarnate Word on Saturday, and while that is the most points that UNM has allowed to an FCS team since 2011 (Sam Houston State scored 48), UNM had a very long stretch where the defense was very, very good.

For the second straight year, the opponent scored on an opening drive. After that opening drive though, and before the starters were pulled, the Lobo defense was downright stingy. Here are the 11 full drive results after that opening touchdown (not counting the one play dive into the line to end the half.

Stat of the Week

61/76

The number of times in 76 games that UNM has had a 100-yard rusher. In 2017, UNM had six 100-yard rushers, the lowest single-season total in the Bob Davie era. Tyrone Owens (164), Daryl Chestnut (145) and Lamar Jordan (116) all broke the century mark in the home finale, marking the second straight year UNM turned that trick.

Special Teams Tackles (2018)

Player	Total	KO	Punt
Patrick Peek	2	2	0
Jordan Flack	1	1	0
Dylan Horton	1	0	0
Patrick Reed	1	0	1
Johnny Hernandez	1	1	0
Willie Hobby	1	0	1
Blair Manly	1	1	0
Total	8	6	2

Career Starts

OFFENSE

QB's '14 '15 '16 '17 '18 **Total**

11 Gerhart - 1 0 1
16 Tuioti - 1 1 2

RB's '14 '15 '16 '17 '18 **Total**

25 Owens 0 10 12 1 23

10 Shuler - 3 (TE) 0 3

TE's '14 '15 '16 '17 '18 **Total**

88 Williams - 6 1 7

WR's '14 '15 '16 '17 '18 **Total**

5 Reed 1 13 12 0 26

8 Drennan - 0 12 0 12

2 Hart-Johnson - 5 0 1 6

23 Griffin IV - 4 1 5

19 Elijah Lilly 0 1 (DB) 1 2

OL '14 '15 '16 '17 '18 **Total**

55 Jenkins 0 13 13 1 39

77 Grammel - 7 6 1 14

79 Estrella - 3 1 4

50 Saltes - 2 1 3

64 Stapley - 1 1 1

DEFENSE

DL '14 '15 '16 '17 '18 **Total**

53 C. Baker - 4 3 12 1 20

52 Blackwell - 4 1 5

93 Flowers - 1 1 1

92 Conyers - 1 0 1

LB's '14 '15 '16 '17 '18 **Total**

33 Hart - 0 1 12 1 14

11 Epting - 8 0 8

29 Flack - 4 1 5

45 Tohi - 0 0 1 1

DB's '14 '15 '16 '17 '18 **Total**

13 Jalin Burrell - 12 1 13

3 D'Angelo Ross - 11 1 12

4 Bijon Parker 0 0 8 1 9

9 Stanley Barnwell, Jr. - 0 3 0 3

23 Marcus Hayes - 1 1 1

5 Michael Sewell, Jr. - 1 1 1

8 Willie Hobby, Jr. 1 0 1

Lobos in the NFL

Byron Bell **Green Bay Packers** **Offensive Tackle**

Bell was an undrafted free agent and is his seventh season in the NFL and first with the Green Bay Packers after one with the Dallas, one with Tennessee and four with the Panthers. He has started 72 games in his NFL career, playing in 90 games.

Glover Quin **Detroit Lions** **Safety**

Quin is in his 10th season in the NFL, and sixth with Detroit. Glover was a 4th round draft choice, and the 112th overall pick by the Houston Texans in 2009. He has played in 145 out of a possible 146 games in his career with 663 total tackles, 3.0 sacks, 10 forced fumbles, four fumble recoveries, 24 interceptions, 82 passes defended and two touchdowns.

Jason Sanders **Miami Dolphins** **Kicker**

Sanders is in his first season with Miami after getting drafted in the seventh round by Miami.

Corey Bojorquez **Buffalo Bills** **Punter**

Bojorquez is in his first season with Buffalo. He spent the 2018 camp with New England after earning an invite to tryout camp and then getting signed to a free agent contract. He didn't punt in the preseason and was cut and then claimed by Buffalo on waivers.

Jhurrell Pressley **New York Giants** **Running Back**

Pressley is in his third season in the NFL, and is with his fourth team after playing with the Packers and Vikings and earning a Super Bowl trip in 2017 with the Atlanta Falcons. The Giants cut Pressley on September 1 and added him to the practice squad on September 2.

Result	Plays	Yards
Punt	3	7
Punt	4	12
Downs	6	47
Punt	4	14
Interception	4	35
Touchdown	1	90
Field Goal	8	85
Fumble	3	21
Punt	6	23
Punt	3	-7
Downs	4	4

That's 11 drives in which Incarnate Word scored just nine points, an average of 0.82 points per drive. Of those nine points, six came on one 90-yard run. Subtracting that, Incarnate Word had 241 yards on 45 plays over 10 drives, 24.1 yards per drive.

Literally Big Shoes to Fill

The AFC East will be followed very closely by the UNM coaching staff. Jason Sanders was a seventh round draft choice of the Miami Dolphins, and he won the starting placekicker job for the Dolphins. Corey Bojorquez was signed by New England as a free agent after winning a spot in a free agent tryout. The Patriots cut Bojorquez and then was headed to their practice squad, but Buffalo claimed him off waivers and then cut their punter of the last four seasons. Bojorquez is now the starting punter and holder for Buffalo. Those are two big shoes to fill.

Punting-wise, Tyson Dyer is the replacement Bojorquez, and he opened his career with a 48.7 yard average on three punts, netting 45.0 yards. He is one punt short of qualifying for the NCAA leaderboard, but he would be seventh in the nation, and third among all sophomores.

The placekicking job went to Andrew Shelley, who went 8-for-9 on extra points, hitting the right upright on his only miss. For Shelley, he will be the third kicker in the last four years under Davie to hail from the metro area, joining Justus Adams (2013, Albuquerque) and Zack Rogers (2014-15, Rio Rancho).

Dylan Kelly-Romero and Stephen Ruiz split the kickoff duties in week one after Danny Sutton missed the game with an illness. Sutton was the kickoff specialist at Maryland last year, Kelly-Romero is a walk-on redshirt freshman from Los Lunas, New Mexico and Ruiz is a true freshman from Illinois.

Ch-Ch-Ch-Ch-Changes

UNM made some changes to its coaching staff for the 2018 season. Along with the addition of a 10th assistant coach, UNM has made a pair of switches as well, and a couple of responsibility switches as well.

Calvin Magee has replaced Bob DeBesse as offensive coordinator, the first new offensive coordinator for Bob Davie in his seven-year tenure. Additionally, Magee will coach running backs, necessitating a switch from running backs to receivers for Scott Baumgartner. Baumgartner coached receivers previously at UNM.

The Lobos added Perry Eliano to replace Al Simmons as the cornerbacks coach. Eliano, who came to UNM from Bowling Green, will also take over as special teams coach from Apollo Wright, who has more to do with quarterbacks and UNM's passing game.

The final coaching addition is Archie McDaniel, who previously coached at UNM before moving to SMU. McDaniel will coach outside linebackers as Kevin Cosgrove will handle inside linebackers. Additionally, Jordan Paterson is now the defensive passing game coordinator. UNM has also added a pair of former players as G.A.s for the 2018 season with Jacob Girdle aiding the offense and Jake Rothschilder helping out on defense.

You Get a Scholarship...and You Get a Scholarship!

Prior to Spring Football Camp, head coach Bob Davie announced that three Lobos were getting put on full scholarship, including a pair of New Mexico walk-ons. Rafael Hidalgo from New York earned a scholarship along with Albuquerque natives Thomas Vieira and Javohn Jones.

Vieira and Jones were both honored this past season as New Mexico Man, with Javohn Jones earning the honor of carrying the state flag against Abilene Christian in the opener and Thomas Vieira getting the nod in the season finale against UNLV. All told over Bob Davie's first six seasons with UNM, 23 different New Mexico walk-ons have earned the right to be called "The New Mexico Man" and carry the state flag onto the field, leading the team. Of those 23, eighth have eventually earned a full scholarship.

We Will Still Tweet about the Game

Very few coaches anymore are not on Twitter, but this matchup between Wisconsin and New Mexico features two that aren't. In the FBS, its Bob Davie, Paul Chryst of Wisconsin, Nick Saban of Alabama, Kirk Ferentz at Iowa and Justin Wilcox at Cal.

Fifth-Year Men

4

The Lobos have juts four players who are in their fifth year with the institution. Here is where that ranks nationally (service academies are not included as they do not redshirt players):

- 2 - UConn
- 3 - Auburn
- 3 - Georgia State
- 4 - New Mexico
- 4 - San Diego State
- 4 - Illinois
- 5 - Ball State
- 5 - Texas State
- 5 - Syracuse
- 5 - Utah

Record Watch

CAREER RUSHING YARDS

	Yds.	Player	Years
1.	4,973	DonTrell Moore	2002-05
2.	3,862	Mike Williams	1975-78
3.	3,564	Rodney Ferguson	2004-08
4.	3,332	Winslow Oliver	1992-95
5.	3,233	Kasey Carrier	2009-13
6.	3,146	Teriyon Gipson	2013-16
7.	2,935	Fred Henry	1970-72
8.	2,725	Jhurell Pressley	2012-15
9.	2,520	Willie Turrall	1982-85
10.	2,503	Lamar Jordan	2014-17
11.	2,364	Mike Carter	1978-82
12.	2,131	Lennox Gordon	1995-98
13.	2,090	Jarrod Baxter	1998-01
14.	2,071	Rocky Long	1969-71
15.	2,043	Tyrone Owens	2015-pres.
16.	2,030	Jimmy Sayers	1977-80
17.	2,001	Don Perkins	1957-59
18.	1,971	Dave Bookert	1967-69
19.	1,937	Bobby Santiago	1960-62
20.	1,860	Cole Gautsche	2012-16
21.	1,840	Rich Diller	1971-73
22.	1,833	Holmon Wiggins	1998-01
23.	1,667	David Osborn	1979-82
24.	1,663	Michael Johnson	1980-83
25.	1,603	Crusoe Gongbay	2011-14
26.	1,531	Sam Scarber	1968-70
27.	1,471	Rudy Krall	1946-48
28.	1,466	Nate McCall	1970-71

Lobo Walk Ons

Here are the Lobo Walk-ons by position that are on the active roster:

QB (1)	Jonah Leyva, Carlsbad, N.M. (Carlsbad HS)
RB (2)	Bobby Cole, Chatsworth, Calif. (Sierra Canyon HS) Micah Gray, Clovis, N.M. (Clovis HS)
WR (2)	Andrew Erickson, Albuquerque, N.M. (Manzano HS) Cade Hackey, Hatch, N.M. (Hatch HS)
TE (1)	Aaron Overacker, Albuquerque, N.M. (La Cueva HS)
OL (3)	Colston Chacon, La Habra, Calif. (Corona Del Mar HS) Brad Murphy, San Jose, Calif. (CC of San Francisco/Valley Christian HS) Hayden Wilson, Rio Rancho, N.M. (Cleveland HS)
P (1)	John Mitchell III, Great Falls, Va. (OLOGC HS)
K (3)	Dylan Kelly-Romero, Los Lunas, N.M. (Los Lunas HS) Donovan Murphree, Ft. Collins, Colo. (Fossil Ridge HS) Andrew Shelley, Albuquerque, N.M. (Eldorado HS)
DL (1)	Louis Harden, San Clemente, Calif. (San Clemente HS)
DB (3)	Johnny Hernandez, Temecula, Calif. (Saddleback JC/Great Oak HS) Nic Wilson, San Bernardino, Calif. (El Cajon HS) Josh Woison, Albuquerque, N.M. (La Cueva HS)
LB (5)	David Brown, Albuquerque, N.M. (Eldorado HS) Matt French, Crestview, Fla (Crestview HS) Dequez Irving, Wichita, Kan. (Wichita East HS) James Portilla, El Dorado Hills, Calif. (Oak Ridge HS) Xavier Vigil, Santa Fe, N.M. (St. Michael's HS)

Lobo Captains

New Mexico will have two permanent captains for the 2018 season in seniors Aaron Jenkins and Alex Hart. Hart was a captain in 2017 as well.

Lilly Helps Extend UNM's Streak

One of the hallmarks of Bob Davie's teams at New Mexico are kickoff returns. Specifically kickoff return touchdowns. Through nine games in 2017, it was starting to look like a crazy streak for UNM was going to end, but then Elijah Lilly happened. Lilly went 100 yards against Texas A&M for a touchdown, extending UNM's streak of consecutive seasons with a kickoff return touchdown to eight straight. The University of New Mexico now has had 10 in the last six seasons, and it could have been 12, but Elijah Lilly's 100-yard return for a touchdown was called back against New Mexico State due to a holding call, and a 93-yarder earlier in the Texas A&M game was called back via a replay review. Still the 10 over the last six-plus seasons is one behind San Diego State and Kansas State for the most kickoff return touchdowns over the last six-plus years. Below are the top 10 FBS teams in terms of kickoff return touchdowns since 2012 and the top streaks in years.

Current Streaks (Years)

Kansas State	13
New Mexico	8
Marshall	4
Western Michigan	4
Georgia State	3
Oregon	3
San Diego State	3
South Carolina	3
Tennessee	3

*Extended streak in 2018

School	2018	2017	2016	2015	2014	2013	2012	-	Total
San Diego State	0	3	3	3	0	0	2	-	11
Kansas State	0	2	1	4	1	1	2	-	11
New Mexico	0	1	1	1	2	3	2	-	10
Duke	0	0	1	4	1	2	0	-	8
Utah	0	0	1	1	1	0	4	-	7
North Carolina	0	2	2	0	0	2	1	-	7
Memphis	0	4	3	0	0	0	0	-	7
UCF	0	2	1	0	1	0	3	-	7
Rutgers	0	0	1	3	0	2	0	-	6
Texas Tech	0	1	0	2	0	1	2	-	6
UTEP	0	0	0	0	2	2	2	-	6
Marshall	0	2	1	2	1	0	0	-	6
Tennessee	0	1	1	3	0	0	1	-	6
Troy	0	3	1	0	2	0	0	-	6

Five-Year Men

In trying to fix the roster over his first three seasons, Bob Davie sometimes was forced to use freshmen without redshirting them. This season, UNM will have just four fifth-year seniors, and one of those (Aaron Jenkins) would have played as a freshman but got hurt and ended up redshirting. Here is the full list of fifth-year players.

Bijon Parker, S
Patrick Reed, WR
Tyrone Owens, RB
Aaron Jenkins, OL

Davie Establishes Non-Conference Mark

Bob Davie is the only Lobo coach to record two non-conference wins in each of his first six seasons at the helm of the Lobos. He is one win away from doing it seven straight seasons.

The only other Lobo coach to ever win at least two non-conference match-ups in the even his first five seasons was Ted Shipkey, who did it from 1937-41. Here are a few things that did not exist the last time a Lobo coach won at least two non-conference games in his first five seasons:

World War I (World War II hadn't started yet, so World War I was referred to as the Great War)
Daylight Savings Time (started in 1942)
Anne Frank's Diary (she started writing it on her 13th birthday in 1942)
Stephen Hawking (he was born in 1942)
Color Film (Eastman Kodak invented it in 1942)
Chemotherapy (This was first tested in 1942 by Alfred Gilman, Louis S. Goodman and Frederick S. Philips)

UNM will have three more non-conference games this year, with a home game against Liberty and road games with Wisconsin and New Mexico State.

UNM Excelling in the Classroom As Well

For 2017, the Lobos picked up 23 Mountain West All-Academic selections, the most in the history of the program. The previous school record was under Coach Davie as well, in 2014 when the team picked up 20. Overall the 81 honorees over the last four years is the best four-year stretch in school history.

The Lobos in 2017 had a team GPA of 2.85, and that was the second-best grade point average over the past 30 Spring semesters. The Lobos also had eight players, Aaron Blackwell, Blaise Fountain, Coltin Gerhart, Javohn Jones, Gabe Ortega, D'Angelo Ross, Kyle Rothschiller and Anselem Umeh all earned Mountain West scholar-athlete.

Stat of Note

50

The career record for games played at UNM is 50, held by Steven Romero (2013-16), David Anaya, Marquis Bundy and Jhurell Pressley (all 2012-15) and Jason Sanders (2014-17). Aaron Jenkins is now at 41 games played and 39 straight starts.

100-yard Rushing Games Under Bob Davie (by Date)

Pl.	Total	Player	Opponent	Date
1.	103	Demarcus Rogers	Southern	9/1/2012
2.	129	Kasey Carrier	at New Mexico State	9/22/2012
3.	191	Kasey Carrier	Texas State	10/6/2012
4.	161	Kasey Carrier	at Hawai'i	10/13/2012
5.	104	Cole Gautsche	at Hawai'i	10/13/2012
6.	338	Kasey Carrier	at Air Force	10/20/2012
7.	136	Kasey Carrier	Fresno State	10/27/2012
8.	149	Cole Gautsche	at Wyoming	11/10/2012
9.	109	Kasey Carrier	at Wyoming	11/10/2012
10.	145	Kasey Carrier	Nevada	11/17/2012
11.	118	Cole Gautsche	UTSA	8/31/2013
12.	291	Kasey Carrier	at UTEP	9/7/2013
13.	191	Kasey Carrier	UNLV	9/28/2013
14.	119	Carlos Wiggins	UNLV	9/28/2013
15.	108	Cole Gautsche	UNLV	9/28/2013
16.	127	Cole Gautsche	New Mexico State	10/5/2013
17.	126	Kasey Carrier	New Mexico State	10/5/2013
18.	113	Cole Gautsche	at Wyoming	10/12/2013
19.	104	Kasey Carrier	at Wyoming	10/12/2013
20.	179	Kasey Carrier	Air Force	11/8/2013
21.	140	Cole Gautsche	Air Force	11/8/2013
22.	184	Cole Gautsche	UTEP	8/30/2014
23.	139	Crusoe Gongbay	at New Mexico State	9/20/2014
24.	163	Crusoe Gongbay	Fresno State	9/26/2014
25.	106	Lamar Jordan	at UTSA	10/4/2014
26.	102	Jhurell Pressley	at UTSA	10/4/2014
27.	148	Jhurell Pressley	at Air Force	10/18/2014
28.	138	Jhurell Pressley	at UNLV	11/1/2014
29.	154	Jhurell Pressley	vs. Boise State	11/8/2014
30.	205	Teriyon Gipson	vs. Boise State	11/8/2014
31.	109	Jhurell Pressley	at Colorado State	11/22/2014
32.	101	Jhurell Pressley	Wyoming	11/29/2014
33.	108	Daryl Chestnut	Mississippi Valley St.	9/5/2015
34.	147	Lamar Jordan	at Wyoming	9/26/2015
35.	103	Jhurell Pressley	at Wyoming	9/26/2015
36.	157	Lamar Jordan	New Mexico State	10/3/2015
37.	142	Teriyon Gipson	New Mexico State	10/3/2015
38.	132	Jhurell Pressley	Boise State	11/14/2015
39.	170	Jhurell Pressley	Air Force	11/28/2015
40.	135	Lamar Jordan	Arizona	12/19/2015
41.	181	Teriyon Gipson	South Dakota	9/1/2016
42.	101	Lamar Jordan	at Rutgers	9/17/2016
43.	156	Teriyon Gipson	San Jose State	10/1/2016
44.	117	Tyrone Owens	San Jose State	10/1/2016
45.	139	Lamar Jordan	Boise State	10/7/2016
46.	140	Teriyon Gipson	vs. Air Force	10/15/2016
47.	126	Tyrone Owens	vs. Air Force	10/15/2016
48.	171	Tyrone Owens	ULM	10/22/2016
49.	134	Tyrone Owens	at Hawai'i	10/29/2016
50.	121	Teriyon Gipson	Nevada	11/5/2016
51.	107	Teriyon Gipson	at Utah State	11/12/2016
52.	157	Tyrone Owens	at Colorado State	11/19/2016
53.	217	Teriyon Gipson	Wyoming	11/26/2016
54.	176	Lamar Jordan	Wyoming	11/26/2016
55.	121	Richard McQuarley	Wyoming	11/26/2016
56.	156	Coltin Gerhart	at Tulsa	9/23/2017
57.	179	Richard McQuarley	Air Force	9/30/2017
58.	159	Tyrone Owens	Colorado State	10/20/2017
59.	164	Tyrone Owens	UNLV	11/17/2017
60.	145	Daryl Chestnut	UNLV	11/17/2017
61.	116	Lamar Jordan	UNLV	11/17/2017

UNM Can Add to This List

Of the top 10 teams that UNM has defeated the most, the Lobos face off with five of them this season. Below is the list:

Pl.	Wins	Opponent
1.	70	New Mexico State
2.	43	UTEP
3.	34	Wyoming
4.	25	Colorado State
5.	24	Northern Arizona
6.	20	Arizona
7.	17	Utah
8.	15	San Diego State
9.	14	Air Force
14		BYU
14		Albuquerque Indian School

Davie One Win Out of Fifth

Bob Davie won his 31st game as Lobo head coach with the 62-30 win over Incarnate Word. That moved him into a tie for fifth among the winningest coaches in Lobo history.

Pl. Coach..... Years..... W..... L..... T..... PCT

1.	Rocky Long.....	1998-08.....	65.....	69.....	0.....	.485
2.	Roy Johnson.....	1920-30.....	41.....	32.....	6.....	.557
3.	Bill Weeks.....	1960-67.....	40.....	41.....	1.....	.494
4.	Dennis Franchione.....	1992-97.....	33.....	36.....	0.....	.478
5.	Bob Davie.....	2012-present.....	31.....	41.....	0.....	.431
	Bill Mondt.....	1974-79.....	31.....	37.....	1.....	.457
7.	Ted Shipkey.....	1937-41.....	30.....	17.....	2.....	.633
8.	Rudy Feldman.....	1968-73.....	24.....	37.....	2.....	.397
9.	Willis Barnes.....	1942-46.....	19.....	20.....	5.....	.489
10.	Joe Morrison.....	1980-82.....	18.....	15.....	1.....	.544

50 Is the New ... No, 50 Is Still 50

New Mexico scored 62 points against Incarnate Word, which marked the seventh time that a Bob Davie coached Lobo team recorded at least 50 points in a game.

How does that stand up among Lobo coaches? No coach has overseen more 50 point games, or more 60 point games than Bob Davie.

Coach	50+ Games	60+ Games	High Point Total
Bob Davie (2012-present)	7	4	66
George Barlow (2011)	0	0	28
Mike Locksley (2009-11)	0	0	45
Rocky Long (1998-08)	5	2	72
Dennis Franchione (1992-97)	3	1	61
Mike Sheppard (1987-91)	0	0	48
Joe Lee Dunn (1983-86)	1	1	61
Joe Morrison (1980-82)	2	1	66
Bill Mondt (1974-79)	1	0	52
Rudy Feldman (1968-73)	4	0	57
Bill Weeks (1960-67)	1	1	77
Marv Levy (1958-59)	1	0	55
Dick Clausen (1956-57)	0	0	34
Bob Titchenal (1953-55)	0	0	41
Dudley DeGroot (1950-52)	2	1	78
Berl Huffman (1947-49)	1	1	61
Willis Barnes (1942-46)	1	1	78
Ted Shipkey (1937-41)	0	0	45
Gwinn Henry (1934-36)	1	1	76
Charles Riley (1931-33)	0	0	45
Roy Johnson (1920-30)	5	3	82
John McGough (1919)	2	0	57
Frank Worth (1917)	0	0	38
Ralph Hutchison (1911-16)	5	1	108
Carl Hamilton (1910)	0	0	0
C.L. McBirnie (1909)	1	0	51
H.H. Conwell (1908)	0	0	33
Martin Angel (1905-07)	0	0	44
Walter McEwan (1903-04)	0	0	11
Joe Napier (1901)	0	0	7
W.A. Zimmer (1894)	0	0	26

Stat Tracker

21

The number of players from New Mexico that are on the roster. Based on online rosters of all 130 FBS teams, UNM's 21 New Mexico players is more than double any other team, as the next closest has nine.

100-yard Rushing Games Under Bob Davie (by Yards)

Pl.	Total	Player	Opponent	Date
1.	338	Kasey Carrier	at Air Force	10/20/2012
2.	291	Kasey Carrier	at UTEP	9/7/2013
3.	217	Teriyon Gipson	Wyoming	11/26/2016
4.	205	Teriyon Gipson	vs. Boise State	11/8/2014
5.	191	Kasey Carrier	UNLV	9/28/2013
6.	191	Kasey Carrier	Texas State	10/6/2012
7.	184	Cole Gautsche	UTEP	8/30/2014
8.	181	Teriyon Gipson	South Dakota	9/1/2016
9.	179	Richard McQuarley	Air Force	9/30/2017
10.	179	Kasey Carrier	Air Force	11/8/2013
11.	176	Lamar Jordan	Wyoming	11/26/2016
12.	171	Tyrone Owens	ULM	10/22/2016
13.	170	Jhurell Pressley	Air Force	11/28/2015
14.	164	Tyrone Owens	UNLV	11/17/2017
15.	163	Crusoe Gongbay	Fresno State	9/26/2014
16.	161	Kasey Carrier	at Hawai'i	10/13/2012
17.	159	Tyrone Owens	Colorado State	10/20/2017
18.	157	Tyrone Owens	at Colorado State	11/19/2016
19.	157	Lamar Jordan	New Mexico State	10/3/2015
20.	156	Coltin Gerhart	at Tulsa	9/23/2017
21.	156	Teriyon Gipson	San Jose State	10/1/2016
22.	154	Jhurell Pressley	vs. Boise State	11/8/2014
23.	149	Cole Gautsche	at Wyoming	11/10/2012
24.	148	Jhurell Pressley	at Air Force	10/18/2014
25.	147	Lamar Jordan	at Wyoming	9/26/2015
26.	145	Daryl Chestnut	UNLV	11/17/2017
27.	145	Kasey Carrier	Nevada	11/17/2012
28.	142	Teriyon Gipson	New Mexico State	10/3/2015
29.	140	Teriyon Gipson	vs. Air Force	10/15/2016
30.	140	Cole Gautsche	Air Force	11/8/2013
31.	139	Lamar Jordan	Boise State	10/7/2016
32.	139	Crusoe Gongbay	at New Mexico State	9/20/2014
33.	138	Jhurell Pressley	at UNLV	11/1/2014
34.	136	Kasey Carrier	Fresno State	10/27/2012
35.	135	Lamar Jordan	Arizona	12/19/2015
36.	134	Tyrone Owens	at Hawai'i	10/29/2016
37.	132	Jhurell Pressley	Boise State	11/14/2015
38.	129	Kasey Carrier	at New Mexico State	9/22/2012
39.	127	Cole Gautsche	New Mexico State	10/5/2013
40.	126	Tyrone Owens	vs. Air Force	10/15/2016
41.	126	Kasey Carrier	New Mexico State	10/5/2013
42.	121	Richard McQuarley	Wyoming	11/26/2016
43.	121	Teriyon Gipson	Nevada	11/5/2016
44.	119	Carlos Wiggins	UNLV	9/28/2013
45.	118	Cole Gautsche	UTSA	8/31/2013
46.	117	Tyrone Owens	San Jose State	10/1/2016
47.	116	Lamar Jordan	UNLV	11/17/2017
48.	113	Cole Gautsche	at Wyoming	10/12/2013
49.	109	Kasey Carrier	at Wyoming	11/10/2012
50.	109	Jhurell Pressley	at Colorado State	11/22/2014
51.	108	Daryl Chestnut	Mississippi Valley St.	9/5/2015
52.	108	Cole Gautsche	UNLV	9/28/2013
53.	107	Teriyon Gipson	at Utah State	11/12/2016
54.	106	Lamar Jordan	at UTSA	10/4/2014
55.	104	Cole Gautsche	at Hawai'i	10/13/2012
56.	104	Kasey Carrier	at Wyoming	10/12/2013
57.	103	Jhurell Pressley	at Wyoming	9/26/2015
58.	103	Demacrus Rogers	Southern	9/1/2012
59.	102	Jhurell Pressley	at UTSA	10/4/2014
60.	101	Lamar Jordan	at Rutgers	9/17/2016
61.	101	Jhurell Pressley	Wyoming	11/29/2014

Debuts

The Lobos played many new players among the 72 that played in the season opener. Here are the list of newcomers.

Seniors (1) Brayden Dickey

Juniors (11) Erin Austin, Ahmari Davis, Johnny Hernandez, Jeffrey Jones, Jr., Sheriron Jones, Aaron Overacker, Patrick Peek, De'Jean Rogers, Adebayo Soremekun, Jarred Sylvester, Alexander "Moana" Vainikolo

Sophomores (3) Tyson Dyer, Brandon Shook, Kyle Stapley

Freshmen (12) Nico Bolden, Bobby Cole, Micah Gray, Cade Hackey, Marcus Hayes, Dylan Horton*, Radson Jang, Dylan Kelly-Romero, Langston Murray, Daniel Peabody, Stephen Ruiz*, Andrew Shelley

Overall, UNM saw 27 Lobo debuts among its 72 players that saw action, and that's 37.5 percent. Of the debuts, just 12 were freshmen and two (Horton and Ruiz) were true freshman. Overall just 16.7 percent of players in the game for UNM were freshmen.

It's a Shame They're Charter Flights Because Sky Miles Would Be Great

New Mexico will play 10 games in the Mountain Time Zone in 2018, and an interesting scheduling quirk has occurred out of this round of the schedule. With the Mountain West's eight-game conference schedule, the road games within the division are the same every two years, but the cross over games are different, and when you couple in UNM's two non-conference games, you can at least say that the Lobos shouldn't be too jet-lagged.

The 2018 Lobos have five flights and a road trip in the busses to New Mexico State. All told, UNM will travel 7,286 miles road trip from its six road games. Two years ago, UNM also went to New Mexico State, Colorado State and Utah State. However, the Lobos played Air Force in Dallas, and went to Hawai'i instead of UNLV, and Rutgers instead of Wisconsin. Two years ago, the Lobos logged 7,248 miles ... one way, meaning this year's round trip travel is just 38 miles less than what the team traveled just one way in 2016. The team in 2016 traveled 14,048 miles round trip.

at New Mexico State	224 miles
at Wisconsin	1,278 miles
at UNLV	572 miles
at Colorado State	512 miles
at Utah State	679 miles
at Air Force	378 miles

Total mileage	3,643
Total round-trip air miles	7,286

On This Date

September 8 is the 251st day of the year. It is National Pediatric Hematology/Oncology Nurses Day, which seems uber-specific, & National Ampersand Day. The Lobos are 2-4 on this date, & a perfect 3-0 at home.

Plenty of things have happened on September 8 in history. NASA launches a probe that is the first return mission to gather asteroid samples (2016) & NASA's Genesis, the first return mission probe from the Moon crash landed in Utah (2004) & Yellowstone Park close for the first time ever due to wildfires (1988) & President Gerald Ford pardoned Richard Nixon for any crimes committed while he was president (1974) & Washington's Kennedy Performing Art Center is opened (1971) & Star Trek premiered on CBS (1966) & the Canadian Broadcasting Company begins broadcasting (1952) & Eisenhower announced that the United States and Italy had reached a peace accord (1943) & office workers rejoiced as 3M marketed "Scotch Tape" for the first time (1930) & Germany was admitted into the League of Nations (1926) & 16-year old Margaret Gorman wins what eventually becomes the first "Miss America" pageant (1921) & the Ledge of Allegiance was recited in public for the time (1892) & the Tonquin sets sail from New York Harbor. That ship was funded by John Jacob Astor & it was a part of the new "Pacific Fur Trading Company" & it traveled around the tip of South America. The ship eventually six months later made it to Oregon, and eventually the town of Astoria, Oregon was founded. That led to John Jacob Astor's fortune, leading to his purchasing of real estate in New York City. Astor, the first U.S. multi-millionaire, left his fortune to his second son William, who left his fortune to his son John. John died on the Titanic, and his son sold the site of the old Waldorf-Astoria to the Bethlehem Engineering Corporation, and they built the Empire State Building on that site, meaning that on this date the chain of events leading to the Empire State Building started.

Famous people born on September 8 include quarterback Matt Barkley (USC, 1990), model Chantal Jones (America's Next Top Model, 1988), rapper Wiz Khalifa (1987), baseball Bobby Parnell (New York Mets, 1984), actor Jonathan Taylor Thomas (Home Improvement, 1981), singer Pink (So What, 1979), wrestler Rebel (Tanae Brooks, 1978), actor David Arquette (Never Been Kissed, 1971), basketball player Latrell Spreewell (1970), former lead singer of the Newsboys Peter Furler (1966), 'til Tuesday lead singer Aimee Mann (Voices Carry, 1960), basketball player and coach Maurice Cheeks (1956), tennis twins Tim and Tom Gullickson (1951), former bassist/singer of The Cars Benjamin Orr (Drive, 1947), football player L.C. Greenwood (L.A. Rams, 1946), goalie Rogie Vachon (L.A. Kings/Cleveland Barons, 1945), U.S. politician Bernie Sanders (1941), D.J. and the inspiration for Robin Williams' character in Good Morning Vietnam, Adrian Cronauer (1938), singer Patsy Cline (1932), actor Peter Sellers (The Pink Panther, 1925), comedian Sid Caesar (1922), German Nun Mary of the Divine Heart (1863) and Emperor Xuanzong of Tang (685)

On this day the world lost actor Joaquin Anduhar (St. Louis Cardinals, 2015), game show host Bud Collyer (Beat the Clock, 1969) and Pope Sergius I (701)

L9/8/2012Texas0-45Austin, TX
W9/8/2007New Mexico St.44-34Albuquerque, NM
L9/8/2001Texas Tech30-42Lubbock, TX
L9/8/1990Fresno St. (CA)17-24Fresno, CA
W9/8/1984New Mexico St.61-21Albuquerque, NM
W9/8/1979Oregon St.35-16Albuquerque, NM

Stat Tracker

2nd

That's where Tevaka Tuoti ranks nationally in yards per attempt. The only quarterback ahead of him is Toledo's Mitchell Guadagni, who is averaging 16.6 yards per attempt, just ahead of Tuoti's 15.6 yards per attempt.

vs. Ranked Opponents

New Mexico is 6-51 all-time against ranked opponents dating back to the 1940 season. UNM is 4-23 at home vs. ranked opponents and 2-17 on the road. UNM's last win over a ranked opponent was on October 25, 2003 when the Lobos won at No. 23 Utah 47-35. UNM's last win over a top 10 program was also against Utah, a 23-21 win on November 5, 1994. UNM is 1-16 all-time against top-10 teams, and this will be just the fifth top-five team UNM has played. Wisconsin is the highest ranked UNM opponent since playing No. 3 TCU to end the 2010 season in Dreamstyle Stadium.

Opponent (RK)	Res	Score	Date
Texas Tech (18)	W	19-14	Nov. 30, 1940
at Army (1)	L	0-51	Nov. 11, 1950
Air Force (9)	L	7-45	Nov. 22, 1958
Wyoming (7)	L	6-42	Nov. 11, 1967
at Kansas (8)	L	7-68	Oct. 5, 1968
at Arizona State (9)	L	21-33	Nov. 21, 1968
Arizona State (14)	L	28-60	Oct. 23, 1971
at Arizona State (19)	L	7-60	Nov. 11, 1972
Arizona State (12)	L	24-67	Oct. 6, 1973
Arizona (15)	L	10-15	Sept. 28, 1974
at Arizona State (14)	L	7-41	Oct. 26, 1974
Arizona State (11)	L	10-16	Oct. 11, 1975
at Arizona (17)	W	44-34	Oct. 25, 1975
Brigham Young (19)	L	8-21	Nov. 13, 1976
at Brigham Young (14)	L	19-54	Sept. 30, 1977
at Brigham Young (11)	L	7-59	Oct. 27, 1979
Brigham Young (19)	W	25-21	Sept. 6, 1980
at Missouri (17)	L	16-47	Sept. 13, 1980
at Brigham Young (19)	L	21-66	Oct. 15, 1983
Brigham Young (4)	L	0-48	Oct. 25, 1984
Air Force (18)	L	12-49	Sept. 28, 1985
at Nebraska (13)	L	7-38	Oct. 5, 1985
Brigham Young (9)	L	23-45	Oct. 19, 1985
at Tennessee (10)	L	21-35	Sept. 6, 1986
at Brigham Young (9)	L	30-31	Sept. 13, 1986
Brigham Young (19)	L	3-24	Sept. 2, 1989
Fresno State (23)	W	45-22	Nov. 18, 1989
Arizona (20)	L	10-25	Sept. 15, 1990
at Wyoming (23)	L	22-25	Oct. 13, 1990
at Brigham Young (7)	L	31-55	Oct. 29, 1990
Brigham Young (19)	L	31-34	Sept. 4, 1993
Colorado State (21)	L	31-38	Oct. 1, 1994
Utah (8)	W	23-21	Nov. 5, 1994
Texas Tech (22)	L	7-34	Oct. 28, 1995
at Brigham Young (25)	L	14-17	Sept. 21, 1996
vs. Colorado State (20)	L	13-41	Dec. 6, 1997
Brigham Young (20)	L	7-31	Oct. 16, 1999
Brigham Young (17)	L	20-24	Oct. 13, 2001
at N.C. State (25)	L	14-34	Aug. 24, 2002
at Colorado State (20)	L	14-22	Nov. 23, 2002
at Utah (23)	W	47-35	Oct. 25, 2003
Utah (14)	L	7-28	Oct. 1, 2004
at Brigham Young (23)	L	17-42	Nov. 18, 2006
at Brigham Young (8)	L	3-21	Oct. 11, 2008
Utah (9)	L	10-13	Nov. 1, 2008
at Utah (14)	L	14-45	Nov. 7, 2009
Brigham Young (22)	L	19-24	Nov. 14, 2009
at TCU (4)	L	10-51	Nov. 28, 2009
at Oregon (11)	L	0-72	Sept. 4, 2010
Utah (14)	L	14-56	Sept. 18, 2010
TCU (3)	L	17-66	Nov. 27, 2010
at Arkansas (13)	L	3-52	Sept. 10, 2011
at Boise State (8)	L	0-45	Dec. 3, 2011
at Texas (17)	L	0-45	Sept. 8, 2012
Boise State (24)	L	29-32	Sept. 29, 2012
Arizona State (17)	L	23-58	Sept. 6, 2014
at Colorado State (22)	L	20-58	Nov. 22, 2014

The New Mexico Man

Ever since Bob Davie became head coach, UNM has designated a walk-on, or former walk-on player as the "New Mexico Man" each week during the season. The designated player leads the team onto the field with the New Mexico state flag before home games as well as in Las Cruces at the Rio Grande Rivalry game between the Lobos and New Mexico State. The player runs with the flag across the field to the north end zone, where he waves it for the home crowd.

Coach Davie and his staff will select the weekly player, based on dedication, work ethic, team spirit and unselfishness that exemplifies Lobo football and the state of New Mexico. "Walk-ons are critical to our success here at UNM," Davie said at the implementation of the program. "I have tremendous respect for all of them and want to have a way to recognize their importance and contributions to the program." The following is the complete list of New Mexico Men for the program since its inception in 2012.

2012 New Mexico Men

Sept. 1	Jeric Magnant (Rio Rancho)	Southern
Sept. 22	David Anaya (Roswell)	at New Mexico State
Sept. 29	David Anaya (Roswell)	Boise State
Oct. 6	Reece White (Rio Rancho)	Texas State
Oct. 27	Tim Foley (Rio Rancho)	Fresno State
Nov. 10	Greg Rivara (Albuquerque)	Wyoming
Nov. 17	Matt Raymer (Albuquerque)	Nevada

2013 New Mexico Men

Aug. 31	Reece White (Rio Rancho)	UTSA
Sept. 28	Randy Williams (Albuquerque)	UNLV
Oct. 5	David Anaya (Roswell)	New Mexico State
Oct. 19	Steven Romero (Albuquerque)	Utah State
Nov. 8	Tim Foley (Rio Rancho)	Air Force
Nov. 16	Jack Lamm (Albuquerque)	Colorado State

2014 New Mexico Men

Aug. 30	Greg Wortman (Los Lunas)	UTEP
Sept. 6	Randy Williams (Albuquerque)	Arizona State
Sept. 20	David Anaya (Roswell)	at New Mexico State
Sept. 26	Geoff Smelser (Las Cruces)	Fresno State
Oct. 10	Zack Rogers (Rio Rancho)	San Diego State
Nov. 8	John Russo (Albuquerque)	Boise State
Nov. 29	Marcus Lopez (Santa Rosa)	Wyoming

2015 New Mexico Men

Sept. 5	David Georges (Albuquerque)	Miss. Valley State
Sept. 12	Sam Gentry (Albuquerque)	Tulsa
Oct. 3	David Anaya (Roswell)	New Mexico State
Oct. 17	Jack Lamm (Albuquerque)	Hawai'i
Nov. 7	Geoff Smelser (Las Cruces)	Utah State
Nov. 21	David Anaya (Roswell)	Colorado State
Nov. 28	Reece White (Rio Rancho)	Air Force

2016 New Mexico Men

Sept. 1	Jack Lamm (Albuquerque)	South Dakota
Sept. 10	Cole Gautsche (Rio Rancho)	at New Mexico State
Oct. 1	John Russo (Albuquerque)	San Jose State
Oct. 7	Michael Walsh (Albuquerque)	Boise State
Oct. 22	Steven Steele (Rio Rancho)	ULM
Nov. 5	Javohn Jones (Albuquerque)	Nevada
Nov. 26	Steven Romero (Albuquerque)	Wyoming

2017 New Mexico Men

Sept. 2	Javohn Jones (Albuquerque)	Abilene Christian
Sept. 9	Steven Steele (Rio Rancho)	New Mexico State
Sept. 30	Derek Martinez (Albuquerque)	Air Force
Oct. 20	Jacob Smith (Albuquerque)	Colorado State
Nov. 4	Aaron Overacker (Albuquerque)	Utah State
Nov. 17	Thomas Vieira (Albuquerque)	UNLV

2018 New Mexico Men

Sept. 1	Thomas Vieira (Albuquerque)	Incarinate Word
Sept. 29		Liberty
Oct. 20		Fresno State
Nov. 3		San Diego State
Nov. 16		Boise State
Nov. 24		Wyoming

Birthday Chart

September

Date	Player/Coach	Age
4	Radson Jang	19
7	Michael Sewell, Jr.	22
13	Aaron Jenkins	23
15*	Jared EnRico	21
15*	Saga Tuitele	37
16	Sheriron Jones	22
20	Jalin Burrell	22
22	Corey Hightower	21
23	Micah Gray	20
26	Clay Davie	31
27	Alexander Vainikolo	21
30	Bob Davie	64
30	Tyrone Owens	22

October

Date	Player/Coach	Age
9	Hayden Wilson	20
10	Aaron Overacker	21
15	Nico Bolden	20
26	Xavier Vigil	20
27*	Blair Manly	22
29	D'Angelo Ross	22
31	Apollo Wright	43

November

Date	Player/Coach	Age
14	Aaron Molina	22
17	Delane Hart-Johnson	23
18	Kentrail Moran	21

December

Date	Player/Coach	Age
1	Jonah Lyva	20
12	Anselem Umeh	21
14	Brandon Shook	21
17	Patrick Reed	23
21	Charlie Grammel	22
22	Anu Somoye	20
22	Dylan Kelly-Romero	20
29	Dequez Irving	20

SEPT. 1 VS. INCARNATE WORD

SEPT. 8 AT WISCONSIN

SEPT. 15 AT NEW MEXICO ST.

SEPT. 29 LIBERTY



OCT. 6 AT UNLV

OCT. 13 AT COLORADO STATE

OCT. 20 VS. FRESNO STATE

OCT. 27 AT UTAH STATE

NOV. 3 VS. SAN DIEGO STATE

NOV. 10 AT AIR FORCE

NOV. 16 VS. BOISE STATE

NOV. 24 VS. WYOMING

QB - #4 Sheriron Jones

Date	Opponent	C-A-I	Yds	TD	LG	Rush	Yds	TD	LG
Sept 1	UIW	1-3-0	22	1	22	4	18	0	8
Sept 8	at WISC								
Sept 15	at NMSU								
Sept 29	LIBERTY								
Oct 6	at UNLV								
Oct 13	at CSU								
Oct 20	FS								
Oct 27	at USU								
Nov 3	SDSU								
Nov 10	at AFA								
Nov 16	BSU								
Nov 24	WYO								
TOTAL		1-3-0	22	1	22	4	18	0	8

QB - #10 Trae Hall

Date	Opponent	C-A-I	Yds	TD	LG	Rush	Yds	TD	LG
Sept 1	UIW					Did Not Play			
Sept 8	at WISC								
Sept 15	at NMSU								
Sept 29	LIBERTY								
Oct 6	at UNLV								
Oct 13	at CSU								
Oct 20	FS								
Oct 27	at USU								
Nov 3	SDSU								
Nov 10	at AFA								
Nov 16	BSU								
Nov 24	WYO								
TOTAL		0-0-0	0	0	0	0	0	0	0

QB - #11 Coltin Gerhart

Date	Opponent	C-A-I	Yds	TD	LG	Rush	Yds	TD	LG
Sept 2	ACU	0-0-0	0	0	0	0	0	0	0
Sept 9	NMSU	0-0-0	0	0	0	0	0	0	0
Sept 14	at BSU	7-13-1	67	1	14	8	49	0	18
Sept 23	at Tulsa	9-14-1	108	0	27	24	156	1	40
Sept 30	AFA					Did Not Play			
Oct 14	at FS					Did Not Play			
Oct 20	CSU	0-0-0	0	0	0	0	0	0	0
Oct 28	at WYO	0-0-0	0	0	0	2	12	0	7
Nov 4	USU	0-0-0	0	0	0	0	0	0	0
Nov 11	TA&M	1-2-0	5	0	5	1	1	0	1
Nov 17	UNLV	0-0-0	0	0	0	0	0	0	0
Nov 24	at SDSU	0-0-0	0	0	0	0	0	0	0
TOTAL		17-29-2	180	1	27	35	218	1	40

2018

Date	Opponent	C-A-I	Yds	TD	LG	Rush	Yds	TD	LG
Sept 1	UIW	1-1-0	12	0	12	5	11	1	5
Sept 8	at WISC								
Sept 15	at NMSU								
Sept 29	LIBERTY								
Oct 6	at UNLV								
Oct 13	at CSU								
Oct 20	FS								
Oct 27	at USU								
Nov 3	SDSU								
Nov 10	at AFA								
Nov 16	BSU								
Nov 24	WYO								
TOTAL		1-1-0	12	0	12	5	11	1	5
CAREER		18-30-2	192	1	27	40	229	2	40

QB - #16 Tevaka Tuioti

Date	Opponent	C-A-I	Yds	TD	LG	Rush	Yds	TD	LG
Sept 2	ACU	1-1-0	9	0	9	0	0	0	0
Sept 9	NMSU	10-19-0	151	2	27	2	8	0	5
Sept 14	at BSU					Did Not Play			
Sept 23	at Tulsa					Did Not Play			
Sept 30	AFA					Did Not Play			
Oct 14	at FS	13-24-1	200	0	44	5	14	0	10
Oct 20	CSU	5-16-0	84	1	47	9	62	0	27
Oct 28	at WYO	8-17-3	47	0	17	3	3	0	2
Nov 4	USU	8-15-0	54	0	10	5	39	1	34
Nov 11	TA&M	2-6-0	4	0	2	2	9	0	9
Nov 17	UNLV					Did Not Play			
Nov 24	at SDSU	10-20-2	156	1	62	2	7	0	4
TOTAL		57-118-6	705	4	62	28	142	1	34

2018

Date	Opponent	C-A-I	Yds	TD	LG	Rush	Yds	TD	LG
Sept 1	UIW	13-21-1	327	4	69	11	54	1	20
Sept 8	at WISC								
Sept 15	at NMSU								
Sept 29	LIBERTY								
Oct 6	at UNLV								
Oct 13	at CSU								
Oct 20	FS								
Oct 27	at USU								
Nov 3	SDSU								
Nov 10	at AFA								
Nov 16	BSU								
Nov 24	WYO								
TOTAL		13-21-1	327	4	69	11	54	1	20
CAREER		70-139-7	1032	8	69	39	196	2	34

RB - #3 Zahneer Shuler

Date	Opponent	Rush	Yds	TD	LG	Rec	Yds	TD	LG
Sept 2	ACU	0	0	0	0	0	0	0	0
Sept 9	NMSU	0	0	0	0	0	0	0	0
Sept 14	at BSU	0	0	0	0	0	0	0	0
Sept 23	at Tulsa	0	0	0	0	1	27	0	27
Sept 30	AFA	0	0	0	0	0	0	0	0
Oct 14	at FS	0	0	0	0	2	23	0	17
Oct 20	CSU	0	0	0	0	0	0	0	0
Oct 28	at WYO	0	0	0	0	0	0	0	0
Nov 4	USU	0	0	0	0	0	0	0	0
Nov 11	TA&M	0	0	0	0	0	0	0	0
Nov 17	UNLV	0	0	0	0	0	0	0	0
Nov 24	at SDSU	2	-3	0	0	2	10	0	6
TOTAL		2	-3	0	0	5	60	0	27

2018

Date	Opponent	Rush	Yds	TD	LG	Rec	Yds	TD	LG
Sept 1	UIW	5	90	0	67	0	0	0	0
Sept 8	at WISC								
Sept 15	at NMSU								
Sept 29	LIBERTY								
Oct 6	at UNLV								
Oct 13	at CSU								
Oct 20	FS								
Oct 27	at USU								
Nov 3	SDSU								
Nov 10	at AFA								
Nov 16	BSU								
Nov 24	WYO								
TOTAL		5	90	0	67	0	0	0	0
CAREER		7	87	0	67	5	60	0	27

RB - #9 Bryson Carroll (spent 2017 season as a quarterback)

Date	Opponent	Rush	Yds	TD	LG	Rec	Yds	TD	LG
Sept 2	ACU					Did Not Play			
Sept 9	NMSU					Did Not Play			
Sept 14	at BSU					Did Not Play			
Sept 23	at Tulsa	1	10	0	10	0	0	0	0
Sept 30	AFA					Did Not Play			
Oct 14	at FS					Did Not Play			
Oct 20	CSU					Did Not Play			
Oct 28	at WYO					Did Not Play			
Nov 4	USU					Did Not Play			
Nov 11	TA&M					Did Not Play			
Nov 17	UNLV					Did Not Play			
Nov 24	at SDSU								
TOTAL		1	10	0	10	0	0	0	0

2018

Date	Opponent	Rush	Yds	TD	LG	Rec	Yds	TD	LG
Sept 1	UIW					Did Not Play			
Sept 8	at WISC								
Sept 15	at NMSU								
Sept 29	LIBERTY								
Oct 6	at UNLV								
Oct 13	at CSU								
Oct 20	FS								
Oct 27	at USU								
Nov 3	SDSU								
Nov 10	at AFA								
Nov 16	BSU								
Nov 24	WYO								
TOTAL		0	0	0	0	0	0	0	0
CAREER		1	10	0	10	0	0	0	0

RB - #21 Daevon Vigilant

Date	Opponent	Rush	Yds	TD	LG	Rec	Yds	TD	LG
Sept 2	ACU	4	3	0	4	0	0	0	0
Sept 9	NMSU					Did Not Play			
Sept 14	at BSU					Did Not Play			
Sept 23	at Tulsa					Did Not Play			
Sept 30	AFA					Did Not Play			
Oct 14	at FS					Did Not Play			
Oct 20	CSU					Did Not Play			
Oct 28	at WYO					Did Not Play			
Nov 4	USU					Did Not Play			
Nov 11	TA&M					Did Not Play			
Nov 17	UNLV					Did Not Play			
Nov 24	at SDSU								
TOTAL		4	3	0	4	0	0	0	0

2018

Date	Opponent	Rush	Yds	TD	LG	Rec	Yds	TD	LG
Sept 1	UIW	4	16	0	6	0	0	0	0
Sept 8	at WISC								
Sept 15	at NMSU								
Sept 29	LIBERTY								
Oct 6	at UNLV								
Oct 13	at CSU								
Oct 20	FS								
Oct 27	at USU								
Nov 3	SDSU								
Nov 10	at AFA								
Nov 16	BSU								
Nov 24	WYO								
TOTAL		4	16	0	6	0	0	0	0
CAREER		8	19	0	6	0	0	0	0

2016										
Date	Opponent	Rush	Yds	TD	LG	Rec	Yds	TD	LG	
Sept 1	USD	10	48	0	10	0	0	0	0	
Sept 10	at NMSU	16	76	0	15	1	10	0	10	
Sept 17	at RU	14	67	0	22	0	0	0	0	
Oct 1	SJSU	16	117	1	42	2	27	0	23	
Oct 7	BSU	7	82	1	62	0	0	0	0	
Oct 15	vs. AFA	16	126	1	58	0	0	0	0	
Oct 22	ULM	9	171	1	83	1	4	0	4	
Oct 29	at UH	12	134	1	72	2	9	0	15	
Nov 5	NEV	12	69	1	25	1	4	0	4	
Nov 12	at USU	10	37	0	9	0	0	0	0	
Nov 19	at CSU	12	157	1	79	0	0	0	0	
Nov 26	WYO				Did Not Play					
Dec 17	UTSA	3	13	0	11	0	0	0	0	
TOTAL		137	1097	7	83	7	54	0	23	

2017										
Date	Opponent	Rush	Yds	TD	LG	Rec	Yds	TD	LG	
Sept 2	ACU	8	41	1	15	1	3	0	3	
Sept 9	NMSU	9	33	0	8	1	4	0	4	
Sept 14	at BSU	14	46	1	24	0	0	0	0	
Sept 23	at Tulsa	6	43	0	7	0	0	0	0	
Sept 30	AFA	16	84	0	15	0	0	0	0	
Oct 14	at FS	10	29	0	8	0	0	0	0	
Oct 20	CSU	16	159	1	54	1	6	0	6	
Oct 28	at WYO	7	42	0	18	1	3	0	3	
Nov 4	USU	14	44	0	8	2	2	0	1	
Nov 11	TA&M	18	58	0	13	0	0	0	0	
Nov 17	UNLV	15	164	1	67	0	0	0	0	
Nov 24	at SDSU	6	27	0	10	1	2	0	2	
TOTAL		139	770	4	67	7	20	0	6	

2018										
Date	Opponent	Rush	Yds	TD	LG	Rec	Yds	TD	LG	
Sept 1	UIW	20	58	2	10	0	0	0	0	
Sept 8	at WISC									
Sept 15	at NMSU									
Sept 29	LIBERTY									
Oct 6	at UNLV									
Oct 13	at CSU									
Oct 20	FS									
Oct 27	at USU									
Nov 3	SDSU									
Nov 10	at AFA									
Nov 16	BSU									
Nov 24	WYO									
TOTAL		20	58	2	10	0	0	0	0	
CAREER		336	2043	14	83	14	80	0	23	

RB - #26 Lawrence "L.O." Johnson

2018										
Date	Opponent	Rush	Yds	TD	LG	Rec	Yds	TD	LG	
Sept 1	UIW									Did Not Play
Sept 8	at WISC									
Sept 15	at NMSU									
Sept 29	LIBERTY									
Oct 6	at UNLV									
Oct 13	at CSU									
Oct 20	FS									
Oct 27	at USU									
Nov 3	SDSU									
Nov 10	at AFA									
Nov 16	BSU									
Nov 24	WYO									
TOTAL		0	0	0	0	0	0	0	0	

RB - #28 Ahmari Davis

2018										
Date	Opponent	Rush	Yds	TD	LG	Rec	Yds	TD	LG	
Sept 1	UIW	7	39	0	15	1	-2	0	0	
Sept 8	at WISC									
Sept 15	at NMSU									
Sept 29	LIBERTY									
Oct 6	at UNLV									
Oct 13	at CSU									
Oct 20	FS									
Oct 27	at USU									
Nov 3	SDSU									
Nov 10	at AFA									
Nov 16	BSU									
Nov 24	WYO									
TOTAL/CAREER		7	39	0	15	1	-2	0	0	

RB - #33 Javohn Jones

2016										
Date	Opponent	Rush	Yds	TD	LG	Rec	Yds	TD	LG	
Sept 1	USD	1	-1	0	0	0	0	0	0	
Sept 10	at NMSU				Did Not Play					
Sept 17	at RU				Did Not Play					
Oct 1	SJSU				Did Not Play					
Oct 7	BSU				Did Not Play					
Oct 15	vs. AFA				Did Not Play					
Oct 22	ULM	5	38	0	11	0	0	0	0	
Oct 29	at UH				Did Not Play					
Nov 5	NEV				Did Not Play					
Nov 12	at USU				Did Not Play					
Nov 19	at CSU				Did Not Play					
Nov 26	WYO				Did Not Play					
Dec 17	UTSA				Did Not Play					
TOTAL		6	37	0	11	0	0	0	0	

2017										
Date	Opponent	Rush	Yds	TD	LG	Rec	Yds	TD	LG	
Sept 2	ACU	0	0	0	0	0	0	0	0	
Sept 9	NMSU				Did Not Play					
Sept 14	at BSU				Did Not Play					
Sept 23	at Tulsa				Did Not Play					
Sept 30	AFA				Did Not Play					
Oct 14	at FS				Did Not Play					
Oct 20	CSU				Did Not Play					
Oct 28	at WYO				Did Not Play					
Nov 4	USU				Did Not Play					
Nov 11	TA&M	0	0	0	0	0	0	0	0	
Nov 17	UNLV				Did Not Play					
Nov 24	at SDSU	0	0	0	0	0	0	0	0	
TOTAL		0	0	0	0	0	0	0	0	

2018										
Date	Opponent	Rush	Yds	TD	LG	Rec	Yds	TD	LG	
Sept 1	UIW									Did Not Play
Sept 8	at WISC									
Sept 15	at NMSU									
Sept 29	LIBERTY									
Oct 6	at UNLV									
Oct 13	at CSU									
Oct 20	FS									
Oct 27	at USU									
Nov 3	SDSU									
Nov 10	at AFA									
Nov 16	BSU									
Nov 24	WYO									
TOTAL		0	0	0	0	0	0	0	0	
CAREER		6	37	0	11	0	0	0	0	

RB - #34 Bobby Cole

2018										
Date	Opponent	Rush	Yds	TD	LG	Rec	Yds	TD	LG	
Sept 1	UIW	0	0	0	0	0	0	0	0	
Sept 8	at WISC									
Sept 15	at NMSU									
Sept 29	LIBERTY									
Oct 6	at UNLV									
Oct 13	at CSU									
Oct 20	FS									
Oct 27	at USU									
Nov 3	SDSU									
Nov 10	at AFA									
Nov 16	BSU									
Nov 24	WYO									
TOTAL		0	0	0	0	0	0	0	0	

WR - #2 Delane Hart-Johnson

2015										
Date	Opponent	Rush	Yds	TD	LG	Rec	Yds	TD	LG	
Sept 5	MVSU	0	0	0	0	2	25	0	16	
Sept 12	Tulsa	0	0	0	0	1	-2	0	0	
Sept 18	at ASU	0	0	0	0	1	2	0	2	
Sept 26	at WYO	0	0	0	0	1	11	0	11	
Oct 3	NMSU	0	0	0	0	1	12	0	12	
Oct 10	at UNR	0	0	0	0	2	20	0	11	
Oct 17	HAW	0	0	0	0	0	0	0	0	
Oct 24	at SJSU	0	0	0	0	0	0	0	0	
Nov 7	USU	0	0	0	0	1	86	1	86	
Nov 14	at BSU	0	0	0	0	1	81	0	81	
Nov 21	CSU	0	0	0	0	0	0	0	0	
Nov 28	AFA	0	0	0	0	0	0	0	0	
Dec. 19	ARIZ	0	0	0	0	1	92	1	92	
TOTAL		0	0	0	0	11	327	2	92	

2016										
Date	Opponent	Rush	Yds	TD	LG	Rec	Yds	TD	LG	
Sept 1	USD					Did Not Play				
Sept 10	at NMSU					Did Not Play				
Sept 17	at RU					Did Not Play				
Oct 1	SJSU					Did Not Play				
Oct 7	BSU					Did Not Play				
Oct 15	vs. AFA					Did Not Play				
Oct 22	ULM					Did Not Play				
Oct 29	at UH					Did Not Play				
Nov 5	NEV					Did Not Play				
Nov 12	at USU					Did Not Play				
Nov 19	at CSU					Did Not Play				
Nov 26	WYO					Did Not Play				
Dec 17	UTSA					Did Not Play				
TOTAL		0	0	0	0	0	0	0	0	0

2017										
Date	Opponent	Rush	Yds	TD	LG	Rec	Yds	TD	LG	
Sept 2	ACU	0	0	0	0	0	0	0	0	
Sept 9	NMSU	0	0	0	0	0	0	0	0	
Sept 14	at BSU	0	0	0	0	2	17	0	9	
Sept 23	at Tulsa	0	0	0	0	0	0	0	0	
Sept 30	AFA	0	0	0	0	0	0	0	0	
Oct 14	at FS	0	0	0	0	0	0	0	0	
Oct 20	CSU	0	0	0	0	1	21	0	21	
Oct 28	at WYO	0	0	0	0	2	16	0	8	
Nov 4	USU	0	0	0	0	1	-2	0	0	
Nov 11	TA&M	0	0	0	0	0	0	0	0	
Nov 17	UNLV	0	0	0	0	0	0	0	0	
Nov 24	at SDSU	0	0	0	0	0	0	0	0	
TOTAL		0	0	0	0	6	52	0	21	

2018										
Date	Opponent	Rush	Yds	TD	LG	Rec	Yds	TD	LG	
Sept 1	UIW	0	0	0	0	1	69	1	69	
Sept 8	at WISC									
Sept 15	at NMSU									
Sept 29	LIBERTY									
Oct 6	at UNLV									
Oct 13	at CSU									
Oct 20	FS									
Oct 27	at USU									
Nov 3	SDSU									
Nov 10	at AFA									
Nov 16	BSU									
Nov 24	WYO									
TOTAL		0	0	0	0	1	69	1	69	
CAREER		0	0	0	0	22	359	2	69	

WR - #7 Anselem Umeh										
2017										
Date	Opponent	Rush	Yds	TD	LG	Rec	Yds	TD	LG	
Sept 2	ACU	0	0	0	0	0	0	0	0	
Sept 9	NMSU	0	0	0	0	0	0	0	0	
Sept 14	at BSU	0	0	0	0	1	14	1	14	
Sept 23	at Tulsa	0	0	0	0	0	0	0	0	
Sept 30	AFA	0	0	0	0	0	0	0	0	
Oct 14	at FS	0	0	0	0	2	45	0	23	
Oct 20	CSU									Did Not Play
Oct 28	at WYO									Did Not Play
Nov 4	USU	0	0	0	0	0	0	0	0	
Nov 11	TA&M	0	0	0	0	0	0	0	0	
Nov 17	UNLV	0	0	0	0	0	0	0	0	
Nov 24	at SDSU	0	0	0	0	0	0	0	0	
TOTAL		0	0	0	0	3	59	1	23	

2018										
Date	Opponent	Rush	Yds	TD	LG	Rec	Yds	TD	LG	
Sept 1	UIW	0	0	0	0	2	37	0	37	
Sept 8	at WISC									
Sept 15	at NMSU									
Sept 29	LIBERTY									
Oct 6	at UNLV									
Oct 13	at CSU									
Oct 20	FS									
Oct 27	at USU									
Nov 3	SDSU									
Nov 10	at AFA									
Nov 16	BSU									
Nov 24	WYO									
TOTAL		0	0	0	0	2	37	0	37	
CAREER		0	0	0	0	5	96	1	37	

WR - #8 Q' Drennan										
2016										
Date	Opponent	Rush	Yds	TD	LG	Rec	Yds	TD	LG	
Sept 1	USD	0	0	0	0	1	26	1	26	
Sept 10	at NMSU	0	0	0	0	0	0	0	0	
Sept 17	at RU	0	0	0	0	3	23	0	11	
Oct 1	SJSU	1	10	0	10	0	0	0	0	
Oct 7	BSU	0	0	0	0	1	11	0	11	
Oct 15	vs. AFA	0	0	0	0	2	58	1	45	
Oct 22	ULM	0	0	0	0	1	39	0	39	
Oct 29	at UH	0	0	0	0	0	0	0	0	
Nov 5	NEV	0	0	0	0	0	0	0	0	
Nov 12	at USU	0	0	0	0	2	78	0	41	
Nov 19	at CSU	0	0	0	0	0	0	0	0	
Nov 26	WYO	0	0	0	0	1	49	1	49	
Dec 17	UTSA	0	0	0	0	0	0	0	0	
TOTAL		1	10	0	10	11	284	3	49	

2017										
Date	Opponent	Rush	Yds	TD	LG	Rec	Yds	TD	LG	
Sept 2	ACU	0	0	0	0	1	42	0	42	
Sept 9	NMSU	0	0	0	0	0	0	0	0	
Sept 14	at BSU	0	0	0	0	0	0	0	0	
Sept 23	at Tulsa	0	0	0	0	1	6	0	6	
Sept 30	AFA	0	0	0	0	0	0	0	0	
Oct 14	at FS	0	0	0	0	2	49	0	36	
Oct 20	CSU	0	0	0	0	2	63	0	47	
Oct 28	at WYO	0	0	0	0	1	4	0	4	
Nov 4	USU	0	0	0	0	1	19	0	19	
Nov 11	TA&M	0	0	0	0	0	0	0	0	
Nov 17	UNLV	0	0	0	0	0	0	0	0	
Nov 24	at SDSU	0	0	0	0	1	-1	0	0	
TOTAL		0	0	0	0	9	185	0	47	

2018										
Date	Opponent	Rush	Yds	TD	LG	Rec	Yds	TD	LG	
Sept 1	UIW	0	0	0	0	1	40	0	40	
Sept 8	at WISC									
Sept 15	at NMSU									
Sept 29	LIBERTY									
Oct 6	at UNLV									
Oct 13	at CSU									
Oct 20	FS									
Oct 27	at USU									
Nov 3	SDSU									
Nov 10	at AFA									
Nov 16	BSU									
Nov 24	WYO									
TOTAL		0	0	0	0	1	40	0	40	
CAREER		1	10	0	10	21	506	3	49	

WR - #12 Anu Somoye										
2016										
Date	Opponent	Rush	Yds	TD	LG	Rec	Yds	TD	LG	
Sept 1	USD	0	0	0	0	0	0	0	0	
Sept 10	at NMSU	0	0	0	0	0	0	0	0	
Sept 17	at RU	0	0	0	0	1	25	0	25	
Oct 1	SJSU	0	0	0	0	0	0	0	0	
Oct 7	BSU	0	0	0	0	1	12	1	12	
Oct 15	vs. AFA	0	0	0	0	0	0	0	0	
Oct 22	ULM	0	0	0	0	0	0	0	0	
Oct 29	at UH	0	0	0	0	0	0	0	0	
Nov 5	NEV	0	0	0	0	0	0	0	0	
Nov 12	at USU	0	0	0	0	0	0	0	0	
Nov 19	at CSU	0	0	0	0	0	0	0	0	
Nov 26	WYO	0	0	0	0	0	0	0	0	
Dec 17	UTSA	0	0	0	0	0	0	0	0	
TOTAL		0	0	0	0	2	37	1	25	

2017										
Date	Opponent	Rush	Yds	TD	LG	Rec	Yds	TD	LG	
Sept 2	ACU	0	0	0	0	0	0	0	0	
Sept 9	NMSU	0	0	0	0	0	0	0	0	
Sept 14	at BSU	0	0	0	0	0	0	0	0	
Sept 23	at Tulsa									Did Not Play
Sept 30	AFA	0	0	0	0	0	0	0	0	
Oct 14	at FS	0	0	0	0	0	0	0	0	
Oct 20	CSU	0	0	0	0	0	0	0	0	
Oct 28	at WYO	0	0	0	0	0	0	0	0	
Nov 4	USU	0	0	0	0	0	0	0	0	
Nov 11	TA&M	0	0	0	0	0	0	0	0	
Nov 17	UNLV	0	0	0	0	0	0	0	0	
Nov 24	at SDSU	0	0	0	0	0	0	0	0	
TOTAL		0	0	0	0	0	0	0	0	

2018										
Date	Opponent	Rush	Yds	TD	LG	Rec	Yds	TD	LG	
Sept 1	UIW	0	0	0	0	2	34	1	22	
Sept 8	at WISC									
Sept 15	at NMSU									
Sept 29	LIBERTY									
Oct 6	at UNLV									
Oct 13	at CSU									
Oct 20	FS									
Oct 27	at USU									
Nov 3	SDSU									
Nov 10	at AFA									
Nov 16	BSU									
Nov 24	WYO									
TOTAL		0	0	0	0	2	34	1	22	
CAREER		0	0	0	0	4	71	2	25	

WR - #17 Cedric Patterson III

Date	Opponent	Rush	Yds	TD	LG	Rec	Yds	TD	LG
Sept 1	UIW								
Sept 8	at WISC								
Sept 15	at NMSU								
Sept 29	LIBERTY								
Oct 6	at UNLV								
Oct 13	at CSU								
Oct 20	FS								
Oct 27	at USU								
Nov 3	SDSU								
Nov 10	at AFA								
Nov 16	BSU								
Nov 24	WYO								
TOTAL		0	0	0	0	0	0	0	0

WR - #19 Elijah Lilly (Spent 2016 and 2017 seasons on defense)

Date	Opponent	Rush	Yds	TD	LG	Rec	Yds	TD	LG
Sept 1	UIW	1	14	0	14	2	61	1	51
Sept 8	at WISC								
Sept 15	at NMSU								
Sept 29	LIBERTY								
Oct 6	at UNLV								
Oct 13	at CSU								
Oct 20	FS								
Oct 27	at USU								
Nov 3	SDSU								
Nov 10	at AFA								
Nov 16	BSU								
Nov 24	WYO								
TOTAL/CAREER		1	14	0	14	2	61	1	51

WR - #23 Jay Griffin IV

Date	Opponent	Rush	Yds	TD	LG	Rec	Yds	TD	LG
Sept 2	ACU	0	0	0	0	2	36	1	37
Sept 9	NMSU	1	61	1	61	5	95	1	20
Sept 14	at BSU	1	7	0	7	0	0	0	0
Sept 23	at Tulsa	1	20	0	20	1	3	0	3
Sept 30	AFA	1	4	0	4	2	75	1	71
Oct 14	at FS	3	7	0	3	2	13	0	5
Oct 20	CSU	2	3	0	6	0	0	0	0
Oct 28	at WYO	0	0	0	0	2	11	0	6
Nov 4	USU	0	0	0	0	5	35	0	10
Nov 11	TA&M	0	0	0	0	4	15	0	7
Nov 17	UNLV	3	14	0	7	0	0	0	0
Nov 24	at SDSU	1	0	0	0	6	110	1	62
TOTAL		13	126	1	61	29	393	4	71

2018

Date	Opponent	Rush	Yds	TD	LG	Rec	Yds	TD	LG
Sept 1	UIW	0	0	0	0	2	43	0	34
Sept 8	at WISC								
Sept 15	at NMSU								
Sept 29	LIBERTY								
Oct 6	at UNLV								
Oct 13	at CSU								
Oct 20	FS								
Oct 27	at USU								
Nov 3	SDSU								
Nov 10	at AFA								
Nov 16	BSU								
Nov 24	WYO								
TOTAL		0	0	0	0	2	43	0	34
CAREER		13	126	1	61	31	436	4	71

WR - #31 Thomas Vieira

Date	Opponent	Rush	Yds	TD	LG	Rec	Yds	TD	LG
Sept 2	ACU								
Sept 9	NMSU								
Sept 14	at BSU								
Sept 23	at Tulsa								
Sept 30	AFA								
Oct 14	at FS								
Oct 20	CSU								
Oct 28	at WYO								
Nov 4	USU	0	0	0	0	0	0	0	0
Nov 11	TA&M	0	0	0	0	0	0	0	0
Nov 17	UNLV	0	0	0	0	0	0	0	0
Nov 24	at SDSU	0	0	0	0	0	0	0	0
TOTAL		0	0	0	0	0	0	0	0

2018

Date	Opponent	Rush	Yds	TD	LG	Rec	Yds	TD	LG
Sept 1	UIW	0	0	0	0	0	0	0	0
Sept 8	at WISC								
Sept 15	at NMSU								
Sept 29	LIBERTY								
Oct 6	at UNLV								
Oct 13	at CSU								
Oct 20	FS								
Oct 27	at USU								
Nov 3	SDSU								
Nov 10	at AFA								
Nov 16	BSU								
Nov 24	WYO								
TOTAL		0	0	0	0	0	0	0	0
CAREER		0	0	0	0	0	0	0	0

WR - #81 Aaron Molina

Date	Opponent	Rush	Yds	TD	LG	Rec	Yds	TD	LG
Sept 2	ACU	0	0	0	0	0	0	0	0
Sept 9	NMSU	0	0	0	0	0	0	0	0
Sept 14	at BSU								
Sept 23	at Tulsa								
Sept 30	AFA								
Oct 14	at FS	0	0	0	0	1	8	0	8
Oct 20	CSU	0	0	0	0	1	12	1	12
Oct 28	at WYO	0	0	0	0	0	0	0	0
Nov 4	USU	0	0	0	0	0	0	0	0
Nov 11	TA&M	0	0	0	0	0	0	0	0
Nov 17	UNLV	0	0	0	0	0	0	0	0
Nov 24	at SDSU	0	0	0	0	0	0	0	0
TOTAL		0	0	0	0	2	20	1	12

2018

Date	Opponent	Rush	Yds	TD	LG	Rec	Yds	TD	LG
Sept 1	UIW								
Sept 8	at WISC								
Sept 15	at NMSU								
Sept 29	LIBERTY								
Oct 6	at UNLV								
Oct 13	at CSU								
Oct 20	FS								
Oct 27	at USU								
Nov 3	SDSU								
Nov 10	at AFA								
Nov 16	BSU								
Nov 24	WYO								
TOTAL		0	0	0	0	0	0	0	0
CAREER		0	0	0	0	2	20	1	12

TE - #27 Daniel Peabody

Date	Opponent	Rush	Yds	TD	LG	Rec	Yds	TD	LG
Sept 1	UIW	0	0	0	0	0	0	0	0
Sept 8	at WISC								
Sept 15	at NMSU								
Sept 29	LIBERTY								
Oct 6	at UNLV								
Oct 13	at CSU								
Oct 20	FS								
Oct 27	at USU								
Nov 3	SDSU								
Nov 10	at AFA								
Nov 16	BSU								
Nov 24	WYO								
TOTAL		0	0	0	0	0	0	0	0

TE - #84 Brayden Dickey

Date	Opponent	Rush	Yds	TD	LG	Rec	Yds	TD	LG
Sept 1	UIW	0	0	0	0	1	4	0	4
Sept 8	at WISC								
Sept 15	at NMSU								
Sept 29	LIBERTY								
Oct 6	at UNLV								
Oct 13	at CSU								
Oct 20	FS								
Oct 27	at USU								
Nov 3	SDSU								
Nov 10	at AFA								
Nov 16	BSU								
Nov 24	WYO								
TOTAL		0	0	0	0	1	4	0	4

TE - #87 Jeffrey Jones, Jr.

Date	Opponent	Rush	Yds	TD	LG	Rec	Yds	TD	LG
Sept 1	UIW	0	0	0	0	0	0	0	0
Sept 8	at WISC								
Sept 15	at NMSU								
Sept 29	LIBERTY								
Oct 6	at UNLV								
Oct 13	at CSU								
Oct 20	FS								
Oct 27	at USU								
Nov 3	SDSU								
Nov 10	at AFA								
Nov 16	BSU								
Nov 24	WYO								
TOTAL		0	0	0	0	0	0	0	0

TE - #88 Marcus Williams

Date	Opponent	Rush	Yds	TD	LG	Rec	Yds	TD	LG
Sept 2	ACU	0	0	0	0	0	0	0	0
Sept 9	NMSU	0	0	0	0	0	0	0	0
Sept 14	at BSU	0	0	0	0	0	0	0	0
Sept 23	at Tulsa	0	0	0	0	0	0	0	0
Sept 30	AFA	0	0	0	0	0	0	0	0
Oct 14	at FS	0	0	0	0	0	0	0	0
Oct 20	CSU	0	0	0	0	1	27	0	27
Oct 28	at WYO	0	0	0	0	0	0	0	0
Nov 4	USU	0	0	0	0	0	0	0	0
Nov 11	TA&M	0	0	0	0	0	0	0	0
Nov 17	UNLV	0	0	0	0	0	0	0	0
Nov 24	at SDSU								
TOTAL		0	0	0	0	1	27	0	27

2018

Date	Opponent	Rush	Yds	TD	LG	Rec	Yds	TD	LG
Sept 1	UIW	0	0	0	0	2	43	2	33
Sept 8	at WISC								
Sept 15	at NMSU								
Sept 29	LIBERTY								
Oct 6	at UNLV								
Oct 13	at CSU								
Oct 20	FS								

2018		TKL	TFL-Yds	Sack-Yds	FF	FR-Yds	PBU	INT-yds	TD
Date	Opponent								
Sept 1	UIW	2	0.0-0	0.0-0	0	0-0	0	0-0	0
Sept 8	at WISC								
Sept 15	at NMSU								
Sept 29	LIBERTY								
Oct 6	at UNLV								
Oct 13	at CSU								
Oct 20	FS								
Oct 27	at USU								
Nov 3	SDSU								
Nov 10	at USU								
Nov 16	BSU								
Nov 24	WYO								
TOTAL		2	0.0-0	0.0-0	0	0-0	0	0-0	0
CAREER		4	0.0-0	0.0-0	0	0-0	0	0-0	0

DB - #8 Willie Hobby									
2017									
Date	Opponent	TKL	TFL-Yds	Sack-Yds	FF	FR-Yds	PBU	INT-Yds	TD
Sept 2	ACU	1	0.0-0	0.0-0	0	0-0	0	0-0	0
Sept 9	NMSU				Did Not Play				
Sept 14	at BSU	0	0.0-0	0.0-0	0	0-0	0	0-0	0
Sept 23	at Tulsa	0	0.0-0	0.0-0	0	0-0	0	0-0	0
Sept 30	AFA				Did Not Play				
Oct 14	at FS				Did Not Play				
Oct 20	CSU				Did Not Play				
Oct 28	at WYO	4	0.0-0	0.0-0	0	0-0	0	0-0	0
Nov 4	USU	1	0.0-0	0.0-0	0	0-0	0	0-0	0
Nov 11	TA&M	3	0.0-0	0.0-0	0	0-0	0	0-0	0
Nov 17	UNLV	0	0.0-0	0.0-0	0	0-0	0	0-0	0
Nov 24	at SDSU								
TOTAL		9	0.0-0	0.0-0	0	0-0	0	0-0	0

2018									
Date	Opponent	TKL	TFL-Yds	Sack-Yds	FF	FR-Yds	PBU	INT-yds	TD
Sept 1	UIW	2	0.0-0	0.0-0	1	0-0	0	0-0	0
Sept 8	at WISC								
Sept 15	at NMSU								
Sept 29	LIBERTY								
Oct 6	at UNLV								
Oct 13	at CSU								
Oct 20	FS								
Oct 27	at USU								
Nov 3	SDSU								
Nov 10	at USU								
Nov 16	BSU								
Nov 24	WYO								
TOTAL		2	0.0-0	0.0-0	1	0-0	0	0-0	0
CAREER		11	0.0-0	0.0-0	1	0-0	0	0-0	0

Date	Opponent	TKL	TFL-Yds	Sack-Yds	FF	FR-Yds	PBU	INT-Yds	TD
Sept 1	USD	1	0.0-0	0.0-0	0	0-0	0	0-0	0
Sept 10	at NMSU	0	0.0-0	0.0-0	0	0-0	0	0-0	0
Sept 17	at RU	0	0.0-0	0.0-0	0	0-0	0	0-0	0
Oct 1	SJSU	0	0.0-0	0.0-0	0	0-0	0	0-0	0
Oct 7	BSU	0	0.0-0	0.0-0	0	0-0	0	0-0	0
Oct 15	vs. AFA	0	0.0-0	0.0-0	0	0-0	0	0-0	0
Oct 22	UULM	6	1.0-1	0.0-0	0	0-0	0	0-0	0
Oct 29	at UH	0	0.0-0	0.0-0	0	0-0	0	0-0	0
Nov 5	NEV	0	0.0-0	0.0-0	0	0-0	0	0-0	0
Nov 12	at USU	Did Not Play							
Nov 19	at CSU	0	0.0-0	0.0-0	0	0-0	0	0-0	0
Nov 26	WYO	0	0.0-0	0.0-0	0	0-0	0	0-0	0
Dec 17	UTSA	2	0.0-0	0.0-0	0	0-0	1	0-0	0
TOTAL		9	1.0-1	0.0-0	0	0-0	1	0-0	0

2017									
Date	Opponent	TKL	TFL-Yds	Sack-Yds	FF	FR-Yds	PBU	INT-yds	TD
Sept 2	ACU	2	0.0-0	0.0-0	0	0-0	0	0-0	0
Sept 9	NMSU	3	1.0-1	0.0-0	0	0-0	0	0-0	0
Sept 14	at BSU	5	0.0-0	0.0-0	0	0-0	0	0-0	0
Sept 23	at Tulsa	1	0.0-0	0.0-0	0	0-0	0	0-0	0
Sept 30	AFA								
Oct 14	at FS	3	0.0-0	0.0-0	0	0-0	0	0-0	0
Oct 20	CSU	5	0.0-0	0.0-0	0	0-0	0	0-0	0
Oct 28	at WYO	6	0.0-0	0.0-0	0	0-0	0	0-0	0
Nov 4	USU	2	0.0-0	0.0-0	0	0-0	0	1-8	0
Nov 11	TA&M								
Nov 17	UNLV								
Nov 24	at SDSU								
TOTAL		27	1.0-1	0.0-0	0	0-0	0	1-8	0

2018									
Date	Opponent	TKL	TFL-Yds	Sack-Yds	FF	FR-Yds	PBU	INT-yds	TD
Sept 1	UIW	2	0.0-0	0.0-0	0	0-0	0	0-0	0
Sept 8	at WISC								
Sept 15	at NMSU								
Sept 29	LIBERTY								
Oct 6	at UNLV								
Oct 13	at CSU								
Oct 20	FS								
Oct 27	at USU								
Nov 3	SDSU								
Nov 10	at USU								
Nov 16	BSU								
Nov 24	WYO								
TOTAL		2	0.0-0	0.0-0	0	0-0	0	0-0	0
CAREER		38	2.0-2	0.0-0	0	0-0	1	1-8	1

DB - #12 Patrick Peek

2018									
Date	Opponent	TKL	TFL-Yds	Sack-Yds	FF	FR-Yds	PBU	INT-yds	TD
Sept 1	UIW	2	0.0-0	0.0-0	0	0-0	0	0-0	0
Sept 8	at WISC								
Sept 15	at NMSU								
Sept 29	LIBERTY								
Oct 6	at UNLV								
Oct 13	at CSU								
Oct 20	FS								
Oct 27	at USU								
Nov 3	SDSU								
Nov 10	at USU								
Nov 16	BSU								
Nov 24	WYO								
TOTAL/CAREER		2	0.0-0	0.0-0	0	0-0	0	0-0	0

DB - #13 Jalin Burrell

2017									
Date	Opponent	TKL	TFL-Yds	Sack-Yds	FF	FR-Yds	PBU	INT-yds	TD
Sept 2	ACU	5	0.0-0	0.0-0	0	0-0	3	0-0	0
Sept 9	NMSU	8	0.0-0	0.0-0	0	0-0	1	0-0	0
Sept 14	at BSU	3	0.0-0	0.0-0	0	0-0	0	0-0	0
Sept 23	at Tulsa	6	0.0-0	0.0-0	0	0-0	1	0-0	0
Sept 30	AFA	5	0.5-0	0.0-0	0	0-0	0	0-0	0
Oct 14	at FS	1	0.0-0	0.0-0	0	0-0	1	0-0	0
Oct 20	CSU	5	0.0-0	0.0-0	0	0-0	0	0-0	0
Oct 28	at WYO	3	0.0-0	0.0-0	0	0-0	0	0-0	0
Nov 4	USU	4	0.0-0	0.0-0	0	0-0	2	0-0	0
Nov 11	TA&M	7	0.0-0	0.0-0	0	0-0	1	0-0	0
Nov 17	UNLV	3	0.0-0	0.0-0	0	0-0	0	0-0	0
Nov 24	at SDSU	3	0.0-0	0.0-0	0	0-0	1	0-0	0
TOTAL		53	0.5-0	0.0-0	0	0-0	10	0-0	0

2018									
Date	Opponent	TKL	TFL-Yds	Sack-Yds	FF	FR-Yds	PBU	INT-yds	TD
Sept 1	UIW	3	0.0-0	0.0-0	0	0-0	0	1-0	0
Sept 8	at WISC								
Sept 15	at NMSU								
Sept 29	LIBERTY								
Oct 6	at UNLV								
Oct 13	at CSU								
Oct 20	FS								
Oct 27	at USU								
Nov 3	SDSU								
Nov 10	at USU								
Nov 16	BSU								
Nov 24	WYO								
TOTAL		3	0.0-0	0.0-0	0	0-0	0	1-0	0
CAREER		56	0.5-0	0.0-0	0	0-0	10	1-0	0

DB - #14 Gabe Ortega

2017									
Date	Opponent	TKL	TFL-Yds	Sack-Yds	FF	FR-Yds	PBU	INT-yds	TD
Sept 2	ACU	2	0.0-0	0.0-0	0	0-0	0	0-0	0
Sept 9	NMSU	0	0.0-0	0.0-0	0	0-0	0	0-0	0
Sept 14	at BSU	0	0.0-0	0.0-0	0	0-0	0	0-0	0
Sept 23	at Tulsa	0	0.0-0	0.0-0	0	0-0	0	0-0	0
Sept 30	AFA	0	0.0-0	0.0-0	0	0-0	0	0-0	0
Oct 14	at FS	0	0.0-0	0.0-0	0	0-0	0	0-0	0
Oct 20	CSU	0	0.0-0	0.0-0	0	0-0	0	0-0	0
Oct 28	at WYO	0	0.0-0	0.0-0	0	0-0	0	0-0	0
Nov 4	USU	0	0.0-0	0.0-0	0	0-0	0	0-0	0
Nov 11	TA&M	1	0.0-0	0.0-0	0	0-0	0	0-0	0
Nov 17	UNLV	0	0.0-0	0.0-0	0	0-0	0	0-0	0
Nov 24	at SDSU	2	0.0-0	0.0-0	0	0-0	0	0-0	0
TOTAL		5	0.0-0	0.0-0	0	0-0	0	0-0	0

2018									
Date	Opponent	TKL	TFL-Yds	Sack-Yds	FF	FR-Yds	PBU	INT-yds	TD
Sept 1	UIW	2	1.0-4	0.0-0	0	0-0	0	0-0	0
Sept 8	at WISC								
Sept 15	at NMSU								
Sept 29	LIBERTY								
Oct 6	at UNLV								
Oct 13	at CSU								
Oct 20	FS								
Oct 27	at USU								
Nov 3	SDSU								
Nov 10	at USU								
Nov 16	BSU								
Nov 24	WYO								
TOTAL		2	1.0-4	0.0-0	0	0-0	0	0-0	0
CAREER		7	1.0-4	0.0-0	0	0-0	0	0-0	0

DB - #15 Kameron Miller

2017									
Date	Opponent	TKL	TFL-Yds	Sack-Yds	FF	FR-Yds	PBU	INT-yds	TD
Sept 2	ACU	0	0.0-0	0.0-0	0	0-0	0	0-0	0
Sept 9	NMSU	Did Not Play							0
Sept 14	at BSU	0	0.0-0	0.0-0	0	0-0	0	0-0	0
Sept 23	at Tulsa	0	0.0-0	0.0-0	0	0-0	0	0-0	0
Sept 30	AFA	0	0.0-0	0.0-0	0	0-0	0	0-0	0
Oct 14	at FS	0	0.0-0	0.0-0	0	0-0	0	0-0	0
Oct 20	CSU	0	0.0-0	0.0-0	0	0-0	0	0-0	0
Oct 28	at WYO	0	0.0-0	0.0-0	0	0-0	0	0-0	0
Nov 4	USU	0	0.0-0	0.0-0	0	0-0	0	0-0	0
Nov 11	TA&M	0	0.0-0	0.0-0	0	0-0	0	0-0	0
Nov 17	UNLV	0	0.0-0	0.0-0	0	0-0	0	0-0	0
Nov 24	at SDSU	0	0.0-0	0.0-0	0	0-0	0	0-0	0
TOTAL		0	0.0-0	0.0-0	0	0-0	0	0-0	0

2018

Date	Opponent	TKL	TFL-Yds	Sack-Yds	FF	FR-Yds	PBU	INT-yds	TD
Sept 1	UIW	0	0.0-0	0.0-0	0	0-0	0	0-0	0
Sept 8	at WISC								
Sept 15	at NMSU								
Sept 29	LIBERTY								
Oct 6	at UNLV								
Oct 13	at CSU								
Oct 20	FS								
Oct 27	at USU								
Nov 3	SDSU								
Nov 10	at USU								
Nov 16	BSU								
Nov 24	WYO								
TOTAL		0	0.0-0	0.0-0	0	0-0	0	0-0	0
CAREER		0	0.0-0	0.0-0	0	0-0	0	0-0	0

DB - #16 Donte Martin

2018									
Date	Opponent	TKL	TFL-Yds	Sack-Yds	FF	FR-Yds	PBU	INT-yds	TD
Sept 1	UIW	Did Not Play							0
Sept 8	at WISC								
Sept 15	at NMSU								
Sept 29	LIBERTY								
Oct 6	at UNLV								
Oct 13	at CSU								
Oct 20	FS								
Oct 27	at USU								
Nov 3	SDSU								
Nov 10	at USU								
Nov 16	BSU								
Nov 24	WYO								
TOTAL		0	0.0-0	0.0-0	0	0-0	0	0-0	0

DB - #21 Nico Bolden

2018									
Date	Opponent	TKL	TFL-Yds	Sack-Yds	FF	FR-Yds	PBU	INT-yds	TD
Sept 1	UIW	0	0.0-0	0.0-0	0	0-0	0	0-0	0
Sept 8	at WISC								
Sept 15	at NMSU								
Sept 29	LIBERTY								
Oct 6	at UNLV								
Oct 13	at CSU								
Oct 20	FS								
Oct 27	at USU								
Nov 3	SDSU								
Nov 10	at USU								
Nov 16	BSU								
Nov 24	WYO								
TOTAL		0	0.0-0	0.0-0	0	0-0	0	0-0	0

DB - #23 Marcus Hayes

2018									
Date	Opponent	TKL	TFL-Yds	Sack-Yds	FF	FR-Yds	PBU	INT-yds	TD
Sept 1	UIW	2	0.0-0	0.0-0	0	0-0	1	0-0	0
Sept 8	at WISC								
Sept 15	at NMSU								
Sept 29	LIBERTY								
Oct 6	at UNLV								
Oct 13	at CSU								
Oct 20	FS								
Oct 27	at USU								
Nov 3	SDSU								
Nov 10	at USU								
Nov 16	BSU								
Nov 24	WYO								
TOTAL/CAREER		2	0.0-0	0.0-0	0	0-0	1	0-0	0

2018

Date	Opponent	TKL	TFL-Yds	Sack-Yds	FF	FR-Yds	PBU	INT-yds	TD
Sept 1	UIW	1	0.0-0	0.0-0	0	0-0	0	0-0	0
Sept 8	at WISC								
Sept 15	at NMSU								
Sept 29	LIBERTY								
Oct 6	at UNLV								
Oct 13	at CSU								
Oct 20	FS								
Oct 27	at USU								
Nov 3	SDSU								
Nov 10	at USU								
Nov 16	BSU								
Nov 24	WYO								
TOTAL		1	0.0-0	0.0-0	0	0-0	0	0-0	0
CAREER		3	1.0-4	1.0-4	1	0-0	0	0-0	0

#LB - 11 Rhashaun Epting

Date	Opponent	TKL	TFL-Yds	Sack-Yds	FF	FR-Yds	PBU	INT-yds	TD
Sept 2	ACU	1	0.0-0	0.0-0	0	0-0	0	0-0	0
Sept 9	NMSU	6	0.5-0	0.0-0	0	0-0	0	0-0	0
Sept 14	at BSU	7	1.0-1	0.0-0	0	0-0	0	0-0	0
Sept 23	at Tulsa	7	1.0-8	1.0-8	0	0-0	0	0-0	0
Sept 30	AFA	6	0.0-0	0.0-0	0	0-0	0	0-0	0
Oct 14	at FS	6	0.0-0	0.0-0	1	0-0	0	0-0	0
Oct 20	CSU			Did Not Play					
Oct 28	at WYO	0	0.0-0	0.0-0	0	0-0	0	0-0	0
Nov 4	USU	1	0.0-0	0.0-0	0	0-0	0	0-0	0
Nov 11	TA&M	4	0.0-0	0.0-0	0	0-0	0	0-0	0
Nov 17	UNLV	0	0.0-0	0.0-0	0	0-0	0	0-0	0
Nov 24	at SDSU	0	0.0-0	0.0-0	0	0-0	0	0-0	0
TOTAL		38	2.5-9	1.0-8	1	0-0	0	0-0	0

2018

Date	Opponent	TKL	TFL-Yds	Sack-Yds	FF	FR-Yds	PBU	INT-yds	TD
Sept 1	UIW	5	1.0-8	1.0-8	0	0-0	0	0-0	0
Sept 8	at WISC								
Sept 15	at NMSU								
Sept 29	LIBERTY								
Oct 6	at UNLV								
Oct 13	at CSU								
Oct 20	FS								
Oct 27	at USU								
Nov 3	SDSU								
Nov 10	at USU								
Nov 16	BSU								
Nov 24	WYO								
TOTAL		5	1.0-8	1.0-8	0	0-0	0	0-0	0
CAREER		43	3.5-17	2.0-16	1	0-0	0	0-0	0

LB - #18 Dylan Horton

Date	Opponent	TKL	TFL-Yds	Sack-Yds	FF	FR-Yds	PBU	INT-yds	TD
Sept 1	UIW	2	0.0-0	0.0-0	0	0-0	0	0-0	0
Sept 8	at WISC								
Sept 15	at NMSU								
Sept 29	LIBERTY								
Oct 6	at UNLV								
Oct 13	at CSU								
Oct 20	FS								
Oct 27	at USU								
Nov 3	SDSU								
Nov 10	at USU								
Nov 16	BSU								
Nov 24	WYO								
TOTAL		2	0.0-0	0.0-0	0	0-0	0	0-0	0

LB - #25 Blake Fehrmann

Date	Opponent	TKL	TFL-Yds	Sack-Yds	FF	FR-Yds	PBU	INT-yds	TD
Sept 1	UIW					Did Not Play			
Sept 8	at WISC								
Sept 15	at NMSU								
Sept 29	LIBERTY								
Oct 6	at UNLV								
Oct 13	at CSU								
Oct 20	FS								
Oct 27	at USU								
Nov 3	SDSU								
Nov 10	at USU								
Nov 16	BSU								
Nov 24	WYO								
TOTAL		0	0.0-0	0.0-0	0	0-0	0	0-0	0

LB - #26 Sitiveni Tamaivena

Date	Opponent	TKL	TFL-Yds	Sack-Yds	FF	FR-Yds	PBU	INT-yds	TD
Sept 2	ACU	2	0.0-0	0.0-0	0	0-0	0	0-0	0
Sept 9	NMSU	2	0.0-0	0.0-0	0	0-0	0	0-0	0
Sept 14	at BSU	1	0.0-0	0.0-0	0	0-0	0	0-0	0
Sept 23	at Tulsa	0	0.0-0	0.0-0	0	0-0	0	0-0	0
Sept 30	AFA	0	0.0-0	0.0-0	0	0-0	0	0-0	0
Oct 14	at FS	0	0.0-0	0.0-0	0	0-0	0	0-0	0
Oct 20	CSU	0	0.0-0	0.0-0	0	0-0	0	0-0	0
Oct 28	at WYO	4	0.0-0	0.0-0	0	0-0	0	0-0	0
Nov 4	USU	1	0.0-0	0.0-0	0	0-0	0	0-0	0
Nov 11	TA&M	0	0.0-0	0.0-0	0	0-0	0	0-0	0
Nov 17	UNLV	6	1.0-4	1.0-4	0	0-0	0	0-0	0
Nov 24	at SDSU	4	0.0-0	0.0-0	0	0-0	0	0-0	0
TOTAL		20	1.0-4	1.0-4	0	0-0	0	0-0	0

2018

Date	Opponent	TKL	TFL-Yds	Sack-Yds	FF	FR-Yds	PBU	INT-yds	TD
Sept 1	UIW	1	0.0-0	0.0-0	0	0-0	0	0-0	0
Sept 8	at WISC								
Sept 15	at NMSU								
Sept 29	LIBERTY								
Oct 6	at UNLV								
Oct 13	at CSU								
Oct 20	FS								
Oct 27	at USU								
Nov 3	SDSU								
Nov 10	at USU								
Nov 16	BSU								
Nov 24	WYO								
TOTAL		1	0.0-0	0.0-0	0	0-0	0	0-0	0
CAREER		21	1.0-4	1.0-4	0	0-0	0	0-0	0

LB - #29 Jordan Flack

Date	Opponent	TKL	TFL-Yds	Sack-Yds	FF	FR-Yds	PBU	INT-yds	TD
Sept 2	ACU	0	0.0-0	0.0-0	0	0-0	0	0-0	0
Sept 9	NMSU	5	0.0-0	0.0-0	0	0-0	0	0-0	0
Sept 14	at BSU	2	1.0-7	0.0-0	0	0-0	0	0-0	0
Sept 23	at Tulsa	2	1.0-8	1.0-8	0	0-0	0	0-0	0
Sept 30	AFA	0	0.0-0	0.0-0	0	1-0	0	0-0	0
Oct 14	at FS	0	0.0-0	0.0-0	0	0-0	0	0-0	0
Oct 20	CSU	4	0.0-0	0.0-0	0	0-0	0	0-0	0
Oct 28	at WYO	1	0.0-0	0.0-0	0	0-0	0	0-0	0
Nov 4	USU	2	0.0-0	0.0-0	0	0-0	0	0-0	0
Nov 11	TA&M	1	0.0-0	0.0-0	0	0-0	0	0-0	0
Nov 17	UNLV	3	1.0-7	1.0-7	1	0-0	0	0-0	0
Nov 24	at SDSU	2	1.0-2	0.0-0	0	0-0	0	1-29	0
TOTAL		22	4.0-24	2.0-15	1	0-0	0	1-29	0

2018

Date	Opponent	TKL	TFL-Yds	Sack-Yds	FF	FR-Yds	PBU	INT-yds	TD
Sept 1	UIW	5	1.0-6	1.0-6	0	0-0	0	0-0	0
Sept 8	at WISC								
Sept 15	at NMSU								
Sept 29	LIBERTY								
Oct 6	at UNLV								
Oct 13	at CSU								
Oct 20	FS								
Oct 27	at USU								
Nov 3	SDSU								
Nov 10	at USU								
Nov 16	BSU								
Nov 24	WYO								
TOTAL		5	1.0-6	1.0-6	0	0-0	0	0-0	0
CAREER		27	5.0-30	3.0-21	1	0-0	0	1-29	0

LB - #33 Alex Hart

Date	Opponent	TKL	TFL-Yds	Sack-Yds	FF	FR-Yds	PBU	INT-yds	TD
Sept 5	MVSU					Did Not Play			
Sept 12	Tulsa					Did Not Play			
Sept 18	at ASU					Did Not Play			
Sept 26	at WYO					Did Not Play			
Oct 3	NMSU	0	0.0-0	0.0-0	0	0-0	0	0-0	0
Oct 10	at UNR	0	0.0-0	0.0-0	0	0-0	0	0-0	0
Oct 17	HAW	1	0.0-0	0.0-0	0	0-0	0	0-0	0
Oct 24	at SJSU	0	0.0-0	0.0-0	0	0-0	0	0-0	0
Nov 7	USU	0	0.0-0	0.0-0	0	0-0	0	0-0	0
Nov 14	at BSU	1	0.0-0	0.0-0	0	0-0	0	0-0	0
Nov 21	CSU	0	0.0-0	0.0-0	0	0-0	0	0-0	0
Nov 28	AFA	0	0.0-0	0.0-0	0	0-0	0	0-0	0
Dec. 19	ARIZ	0	0.0-0	0.0-0	0	0-0	0	0-0	0
TOTAL		2	0.0-0	0.0-0	0	0-0	0	0-0	0

2016

Date	Opponent	TKL	TFL-Yds	Sack-Yds	FF	FR-Yds	PBU	INT-Yds	TD
Sept 1	USD	3	0.0-0	0.0-0	0	0-0	0	0-0	0
Sept 10	at NMSU	4	1.0-1	1.0-1	0	0-0	0	0-0	0
Sept 17	at RU	4	1.0-1	0.0-0	0	0-0	1	0-0	0
Oct 1	SJSU	0	0.0-0	0.0-0	0	0-0	0	0-0	0
Oct 7	BSU	2	0.0-0	0.0-0	0	0-0	0	0-0	0
Oct 15	vs. AFA	1	0.0-0	0.0-0	0	0-0	0	0-0	0
Oct 22	ULM	3	0.0-0	0.0-0	0	0-0	0	0-0	0
Oct 29	at UH	1	0.0-0	0.0-0	0	0-0	0	0-0	0
Nov 5	NEV	3	1.0-4	0.0-0	0	0-0	0	0-0	0
Nov 12	at USU	1	1.0-2	0.0-0	0	0-0	0	0-0	0
Nov 19	at CSU	3	0.0-0	0.0-0	1	0-0	0	0-0	0
Nov 26	WYO	1	0.0-0	0.0-0	0	1-0	0	0-0	0
Dec 17	UTSA	0	0.0-0	0.0-0	0	0-0	0	0-0	0
TOTAL		26	4.0-8	1.0-1	1	1-0	1	0-0	0

LB - #45 Evahelotu Tohi

Date	Opponent	TKL	TFL-Yds	Sack-Yds	FF	FR-Yds	PBU	INT-yds	TD
Sept 1	USD								
Sept 10	at NMSU	1	0.0-0	0.0-0	0	0-0	0	0-0	0
Sept 17	at RU								
Oct 1	SJSU								
Oct 7	BSU								
Oct 15	vs. AFA								
Oct 22	ULM								
Oct 29	at UH								
Nov 5	NEV								
Nov 12	at USU								
Nov 19	at CSU								
Nov 26	WYO								
Dec 17	UTSA								
TOTAL		1	0.0-0	0.0-0	0	0-0	0	0-0	0

Date	Opponent	TKL	TFL-Yds	Sack-Yds	FF	FR-Yds	PBU	INT-yds	TD
Sept 2	ACU	3	0.0-0	0.0-0	0	0-0	0	0-0	0
Sept 9	NMSU	0	0.0-0	0.0-0	0	0-0	0	0-0	0
Sept 14	at BSU	0	0.0-0	0.0-0	0	0-0	0	0-0	0
Sept 23	at Tulsa	2	0.0-0	0.0-0	0	0-0	0	0-0	0
Sept 30	AFA	4	0.0-0	0.0-0	0	0-0	0	0-0	0
Oct 14	at FS	4	0.0-0	0.0-0	0	0-0	0	0-0	0
Oct 20	CSU	0	0.0-0	0.0-0	0	0-0	0	0-0	0
Oct 28	at WYO	7	2.0-5	0.0-0	0	0-0	0	0-0	0
Nov 4	USU	1	0.0-0	0.0-0	0	0-0	0	0-0	0
Nov 11	TA&M	2	1.0-1	0.0-0	0	0-0	0	0-0	0
Nov 17	UNLV	4	1.5-4	1.5-4	0	0-0	0	0-0	0
Nov 24	at SDSU								
TOTAL		27	4.5-10	1.5-4	0	0-0	0	0-0	0

Date	Opponent	TKL	TFL-Yds	Sack-Yds	FF	FR-Yds	PBU	INT-yds	TD
Sept 1	UIW	2	0.0-0	0.0-0	0	1-0	0	0-0	0
Sept 8	at WISC								
Sept 15	at NMSU								
Sept 29	LIBERTY								
Oct 6	at UNLV								
Oct 13	at CSU								
Oct 20	FS								
Oct 27	at USU								
Nov 3	SDSU								
Nov 10	at USU								
Nov 16	BSU								
Nov 24	WYO								
TOTAL		2	0.0-0	0.0-0	0	1-0	0	0-0	0
CAREER		30	4.5-10	1.5-4	0	1-0	0	0-0	0

LB - #46 Brandon Shook

Date	Opponent	TKL	TFL-Yds	Sack-Yds	FF	FR-Yds	PBU	INT-yds	TD
Sept 1	UIW	3	1.0-8	0.0-0	1	0-0	0	0-0	0
Sept 8	at WISC								
Sept 15	at NMSU								
Sept 29	LIBERTY								
Oct 6	at UNLV								
Oct 13	at CSU								
Oct 20	FS								
Oct 27	at USU								
Nov 3	SDSU								
Nov 10	at USU								
Nov 16	BSU								
Nov 24	WYO								
TOTAL		3	1.0-8	0.0-0	1	0-0	0	0-0	0

LB - #57 Everett Powell

Date	Opponent	TKL	TFL-Yds	Sack-Yds	FF	FR-Yds	PBU	INT-yds	TD
Sept 1	USD	0	0.0-0	0.0-0	0	0-0	0	0-0	0
Sept 10	at NMSU	0	0.0-0	0.0-0	0	0-0	0	0-0	0
Sept 17	at RU	0	0.0-0	0.0-0	0	0-0	0	0-0	0
Oct 1	SJSU	0	0.0-0	0.0-0	0	0-0	0	0-0	0
Oct 7	BSU	0	0.0-0	0.0-0	0	0-0	0	0-0	0
Oct 15	vs. AFA	0	0.0-0	0.0-0	0	0-0	0	0-0	0
Oct 22	ULM	0	0.0-0	0.0-0	0	0-0	0	0-0	0
Oct 29	at UH	0	0.0-0	0.0-0	0	0-0	0	0-0	0
Nov 5	NEV	0	0.0-0	0.0-0	0	0-0	0	0-0	0
Nov 12	at USU	0	0.0-0	0.0-0	0	0-0	0	0-0	0
Nov 19	at CSU	0	0.0-0	0.0-0	0	0-0	0	0-0	0
Nov 26	WYO	0	0.0-0	0.0-0	0	0-0	0	0-0	0
Dec 17	UTSA	0	0.0-0	0.0-0	0	0-0	0	0-0	0
TOTAL		0	0.0-0	0.0-0	0	0-0	0	0-0	0

2017

Date	Opponent	TKL	TFL-Yds	Sack-Yds	FF	FR-Yds	PBU	INT-yds	TD
Sept 2	ACU	0	0.0-0	0.0-0	0	0-0	0	0-0	0
Sept 9	NMSU								
Sept 14	at BSU	0	0.0-0	0.0-0	0	0-0	0	0-0	0
Sept 23	at Tulsa	0	0.0-0	0.0-0	0	0-0	0	0-0	0
Sept 30	AFA	0	0.0-0	0.0-0	0	0-0	0	0-0	0
Oct 14	at FS	0	0.0-0	0.0-0	0	0-0	0	0-0	0
Oct 20	CSU	0	0.0-0	0.0-0	0	0-0	0	0-0	0
Oct 28	at WYO	0	0.0-0	0.0-0	0	0-0	0	0-0	0
Nov 4	USU	3	0.0-0	0.0-0	0	0-0	0	0-0	0
Nov 11	TA&M	1	0.0-0	0.0-0	0	0-0	0	0-0	0
Nov 17	UNLV	0	0.0-0	0.0-0	0	0-0	0	0-0	0
Nov 24	at SDSU	2	0.0-0	0.0-0	0	0-0	0	0-0	0
TOTAL		6	0.0-0	0.0-0	0	0-0	0	0-0	0

2018

Date	Opponent	TKL	TFL-Yds	Sack-Yds	FF	FR-Yds	PBU	INT-yds	TD
Sept 1	UIW	0	0.0-0	0.0-0	0	0-0	0	0-0	0
Sept 8	at WISC								
Sept 15	at NMSU								
Sept 29	LIBERTY								
Oct 6	at UNLV								
Oct 13	at CSU								
Oct 20	FS								
Oct 27	at USU								
Nov 3	SDSU								
Nov 10	at USU								
Nov 16	BSU								
Nov 24	WYO								
TOTAL		0	0.0-0	0.0-0	0	0-0	0	0-0	0
CAREER		6	0.0-0	0.0-0	0	0-0	0	0-0	0

DL - #52 Aaron Blackwell

Date	Opponent	TKL	TFL-Yds	Sack-Yds	FF	FR-Yds	PBU	INT-yds	TD
Sept 2	ACU	1	0.0-0	0.0-0	0	0-0	0	0-0	0
Sept 9	NMSU								
Sept 14	at BSU	0	0.0-0	0.0-0	0	0-0	0	0-0	0
Sept 23	at Tulsa	1	0.5-1	0.0-0	0	0-0	0	0-0	0
Sept 30	AFA	0	0.0-0	0.0-0	0	0-0	0	0-0	0
Oct 14	at FS	1	0.0-0	0.0-0	0	0-0	0	0-0	0
Oct 20	CSU	2	0.0-0	0.0-0	0	0-0	0	0-0	0
Oct 28	at WYO	2	2.0-6	0.0-0	0	0-0	0	0-0	0
Nov 4	USU	0	0.0-0	0.0-0	0	0-0	0	0-0	0
Nov 11	TA&M	1	1.0-2	0.0-0	0	0-0	1	0-0	0
Nov 17	UNLV	1	0.0-0	0.0-0	0	0-0	0	0-0	0
Nov 24	at SDSU	1	0.0-0	0.0-0	0	0-0	0	0-0	0
TOTAL		10	3.5-9	0.0-0	0	0-0	1	0-0	0

2018

Date	Opponent	TKL	TFL-Yds	Sack-Yds	FF	FR-Yds	PBU	INT-yds	TD
Sept 1	UIW	2	0.0-0	0.0-0	0	0-0	0	0-0	0
Sept 8	at WISC								
Sept 15	at NMSU								
Sept 29	LIBERTY								
Oct 6	at UNLV								
Oct 13	at CSU								
Oct 20	FS								
Oct 27	at USU								
Nov 3	SDSU								
Nov 10	at USU								
Nov 16	BSU								
Nov 24	WYO								
TOTAL		2	0.0-0	0.0-0	0	0-0	0	0-0	0
CAREER		12	3.5-9	0.0-0	0	0-0	1	0-0	0

DL - #53 Cody Baker

Date	Opponent	TKL	TFL-Yds	Sack-Yds	FF	FR-Yds	PBU	INT-yds	TD
Sept 5	MVSU	1	0.0-0	0.0-0	0	0-0	0	0-0	0
Sept 12	Tulsa	0	0.0-0	0.0-0	0	0-0	0	0-0	0
Sept 18	at ASU	0	0.0-0	0.0-0	0	0-0	0	0-0	0
Sept 26	at WYO	0	0.0-0	0.0-0	0	0-0	0	0-0	0
Oct 3	NMSU	0	0.0-0	0.0-0	0	0-0	0	0-0	0
Oct 10	at UNR	0	0.0-0	0.0-0	0	0-0	0	0-0	0
Oct 17	HAW	6	0.0-0	0.0-0	0	0-0	0	0-0	0
Oct 24	at SJSU	7	0.5-0	0.0-0	0	0-0	0	0-0	0
Nov 7	USU	2	0.0-0	0.0-0	0	0-0	0	0-0	0
Nov 14	at BSU	6	1.0-8	1.0-8	0	0-0	0	0-0	0
Nov 21	CSU	1	0.0-0	0.0-0	0	0-0	0	0-0	0
Nov 28	AFA	5	0.0-0	0.0-0	0	0-0	0	0-0	0
Dec. 19	ARIZ	3	1.0-5	0.0-0	0	0-0	0	0-0	0
TOTAL		31	2.5-13	1.0-8	0	0-0	0	0-0	0

2016

Date	Opponent	TKL	TFL-Yds	Sack-Yds	FF	FR-Yds	PBU	INT-yds	TD
Sept 1	USD	2	0.0-0	0.0-0	0	0-0	0	0-0	0
Sept 10	at NMSU	1	0.0-0	0.0-0	0	0-0	0	0-0	0
Sept 17	at RU	1	0.0-0	0.0-0	0	0-0	0	0-0	0
Oct 1	SJSU	2	0.0-0	0.0-0	0	0-0	0	0-0	0
Oct 7	BSU	0	0.0-0	0.0-0	0	0-0	0	0-0	0
Oct 15	vs. AFA	0	0.0-0	0.0-0	0	0-0	0	0-0	0
Oct 22	ULM	1	0.0-0	0.0-0	0	0-0	0	0-0	0
Oct 29	at UH	1	0.0-0	0.0-0	0	0-0	1	0-0	0
Nov 5	NEV	1	0.5-1	0.0-0	0	0-0	0	0-0	0
Nov 12	at USU	1	0.0-0	0.0-0	0	0-0	0	0-0	0
Nov 19	at CSU	1	0.0-0	0.0-0	0	0-0	0	0-0	0
Nov 26	WYO	3	0.0-0	0.0-0	0	0-0	0	0-0	0
Dec 17	UTSA	2	0.5-1	0.0-0	0	0-0	0	0-0	0
TOTAL		16	1.0-2	0.0-0	0	0-0	1	0-0	0

#90 - Erin Austin

2018

Date	Opponent	TKL	TFL-Yds	Sack-Yds	FF	FR-Yds	PBU	INT-yds	TD
Sept 1	UIW	2	0.0-0	0.0-0	0	0-0	0	0-0	0
Sept 8	at WISC								
Sept 15	at NMSU								
Sept 29	LIBERTY								
Oct 6	at UNLV								
Oct 13	at CSU								
Oct 20	FS								
Oct 27	at USU								
Nov 3	SDSU								
Nov 10	at USU								
Nov 16	BSU								
Nov 24	WYO								
TOTAL		2	0.0-0	0.0-0	0	0-0	0	0-0	0

DL - #92 Jermaine Conyers

2017

Date	Opponent	TKL	TFL-Yds	Sack-Yds	FF	FR-Yds	PBU	INT-yds	TD
Sept 2	ACU	0	0.0-0	0.0-0	0	0-0	0	0-0	0
Sept 9	NMSU	2	0.0-0	0.0-0	1	0-0	0	0-0	0
Sept 14	at BSU	2	1.0-3	0.0-0	0	0-0	0	0-0	0
Sept 23	at Tulsa	1	0.0-0	0.0-0	0	0-0	0	0-0	0
Sept 30	AFA	3	0.0-0	0.0-0	0	0-0	0	0-0	0
Oct 14	at FS	2	0.0-0	0.0-0	0	0-0	1	0-0	0
Oct 20	CSU	2	0.0-0	0.0-0	0	0-0	0	0-0	0
Oct 28	at WYO	0	0.0-0	0.0-0	0	0-0	0	0-0	0
Nov 4	USU	1	0.0-0	0.0-0	0	0-0	0	0-0	0
Nov 11	TA&M	2	0.0-0	0.0-0	0	0-0	0	0-0	0
Nov 17	UNLV	2	0.0-0	0.0-0	0	0-0	0	0-0	0
Nov 24	at SDSU	0	0.0-0	0.0-0	0	0-0	0	0-0	0
TOTAL		17	1.0-3	0.0-0	1	0-0	1	0-0	0

2018

Date	Opponent	TKL	TFL-Yds	Sack-Yds	FF	FR-Yds	PBU	INT-yds	TD
Sept 1	UIW	0	0.0-0	0.0-0	0	0-0	0	0-0	0
Sept 8	at WISC								
Sept 15	at NMSU								
Sept 29	LIBERTY								
Oct 6	at UNLV								
Oct 13	at CSU								
Oct 20	FS								
Oct 27	at USU								
Nov 3	SDSU								
Nov 10	at USU								
Nov 16	BSU								
Nov 24	WYO								
TOTAL		0	0.0-0	0.0-0	0	0-0	0	0-0	0
CAREER		17	1.0-3	0.0-0	1	0-0	1	0-0	0

#DL - #93 Nahje Flowers

2017

Date	Opponent	TKL	TFL-Yds	Sack-Yds	FF	FR-Yds	PBU	INT-yds	TD
Sept 2	ACU	0	0.0-0	0.0-0	0	0-0	0	0-0	0
Sept 9	NMSU	0	0.0-0	0.0-0	0	0-0	0	0-0	0
Sept 14	at BSU	0	0.0-0	0.0-0	0	0-0	0	0-0	0
Sept 23	at Tulsa	0	0.0-0	0.0-0	0	0-0	0	0-0	0
Sept 30	AFA	1	0.0-0	0.0-0	0	0-0	0	0-0	0
Oct 14	at FS	1	0.0-0	0.0-0	0	0-0	0	0-0	0
Oct 20	CSU	0	0.0-0	0.0-0	0	0-0	0	0-0	0
Oct 28	at WYO	1	0.0-0	0.0-0	0	0-0	0	0-0	0
Nov 4	USU	0	0.0-0	0.0-0	0	0-0	0	0-0	0
Nov 11	TA&M	0	0.0-0	0.0-0	0	0-0	0	0-0	0
Nov 17	UNLV	0	0.0-0	0.0-0	0	0-0	0	0-0	0
Nov 24	at SDSU	0	0.0-0	0.0-0	0	0-0	0	0-0	0
TOTAL		3	0.0-0	0.0-0	0	0-0	0	0-0	0

2018

Date	Opponent	TKL	TFL-Yds	Sack-Yds	FF	FR-Yds	PBU	INT-yds	TD
Sept 1	UIW	0	0.0-0	0.0-0	0	0-0	0	0-0	0
Sept 8	at WISC								
Sept 15	at NMSU								
Sept 29	LIBERTY								
Oct 6	at UNLV								
Oct 13	at CSU								
Oct 20	FS								
Oct 27	at USU								
Nov 3	SDSU								
Nov 10	at USU								
Nov 16	BSU								
Nov 24	WYO								
TOTAL		0	0.0-0	0.0-0	0	0-0	0	0-0	0
CAREER		3	0.0-0	0.0-0	0	0-0	0	0-0	0

DL - #95 Adebayo Soremekun

2018

Date	Opponent	TKL	TFL-Yds	Sack-Yds	FF	FR-Yds	PBU	INT-yds	TD
Sept 1	UIW	1	0.0-0	0.0-0	0	0-0	0	0-0	0
Sept 8	at WISC								
Sept 15	at NMSU								
Sept 29	LIBERTY								
Oct 6	at UNLV								
Oct 13	at CSU								
Oct 20	FS								
Oct 27	at USU								
Nov 3	SDSU								
Nov 10	at USU								
Nov 16	BSU								
Nov 24	WYO								
TOTAL		0	0.0-0	0.0-0	0	0-0	0	0-0	0

P - #94 Tyson Dyer

2018

Date	Opponent	No	Yds	Avg	Lg	Blkd	TB	FC	50+	i20
Sept 1	UIW	3	146	48.7	52	0	1	1	2	1
Sept 8	at WISC									
Sept 15	at NMSU									
Sept 29	LIBERTY									
Oct 6	at UNLV									
Oct 13	at CSU									
Oct 20	FS									
Oct 27	at USU									
Nov 3	SDSU									
Nov 10	at AFA									
Nov 16	BSU									
Nov 24	WYO									
TOTAL		3	146	48.7	52	0	1	1	2	1

K - #47 Dylan Kelly-Romero

2018

Date	Opponent	FGM	FGA	LG	XPM	XPA	PTS	KO	YDS	AVG	TB	OB
Sept 1	UIW	0	0	-	0	0	0	8	485	60.6	3	1
Sept 8	at WISC											
Sept 15	at NMSU											
Sept 29	LIBERTY											
Oct 6	at UNLV											
Oct 13	at CSU											
Oct 20	FS											
Oct 27	at USU											
Nov 3	SDSU											
Nov 10	at AFA											
Nov 16	BSU											
Nov 24	WYO											
TOTAL		0	0	-	0	0	0	0	0	0.0	0	0

K - #94 Andrew Shelley

2018

Date	Opponent	FGM	FGA	LG	XPM	XPA	PTS	KO	YDS	AVG	TB	OB
Sept 1	UIW	0	0	-	8	9	8	0	0	-	0	0
Sept 8	at WISC											
Sept 15	at NMSU											
Sept 29	LIBERTY											
Oct 6	at UNLV											
Oct 13	at CSU											
Oct 20	FS											
Oct 27	at USU											
Nov 3	SDSU											
Nov 10	at AFA											
Nov 16	BSU											
Nov 24	WYO											
TOTAL		0	0	-	0	0	0	0	0	0.0	0	0

K - #95 Stephen Ruiz

2018

Date	Opponent	FGM	FGA	LG	XPM	XPA	PTS	KO	YDS	AVG	TB	OB
Sept 1	UIW	0	0	-	0	0	0	2	129	64.5	0	0
Sept 8	at WISC											
Sept 15	at NMSU											
Sept 29	LIBERTY											
Oct 6	at UNLV											
Oct 13	at CSU											
Oct 20	FS											
Oct 27	at USU											
Nov 3	SDSU											
Nov 10	at AFA											
Nov 16	BSU											
Nov 24	WYO											
TOTAL		0	0	-	0	0	0	0	0	0.0	0	0

K - #98 Danny Sutton

2018

Date	Opponent	FGM	FGA	LG	XPM	XPA	PTS	KO	YDS	AVG	TB	OB
Sept 1	UIW							Did Not Play				
Sept 8	at WISC											
Sept 15	at NMSU											
Sept 29	LIBERTY											
Oct 6	at UNLV											
Oct 13	at CSU											
Oct 20	FS											
Oct 27	at USU											
Nov 3	SDSU											
Nov 10	at AFA											
Nov 16	BSU											
Nov 24	WYO											
TOTAL		0	0	-	0	0	0	0	0	0.0	0	0

Incarnate Word (0-1, 0-0)

9/1 at New Mexico	L 30-62
9/8 at North Texas	5:30 pm
9/15 *Stephen F. Austin	5 pm
9/29 *at Abilene Christian	TBA
10/6 *Southeastern Louisiana	3 pm
10/13 *Lamar	2 pm
10/20 *McNeese State	3 pm
10/27 *at Nicholls State	2 pm
11/3 *San Houston State	1 pm
11/10 *at Central Arkansas	2 pm
11/15 *North Alabama	5:30 pm

Wisconsin (1-0, 0-0)

8/31 Western Kentucky	W 34-3
9/8 New Mexico	10 am
9/15 BYU	1:30 pm
9/22 *at Iowa	TBA
10/6 *Nebraska	TBA
10/13 *at Michigan	TBA
10/20 *Illinois	10 am
10/27 *at Northwestern	TBA
11/3 *Rutgers	TBA
11/10 *at Penn State	TBA
11/17 *at Purdue	TBA
11/24 *Minnesota	TBA

New Mexico State (0-2)

8/25 Wyoming	L 7-29
8/30 at Minnesota	L 10-48
9/8 at Utah State	TBA
9/15 New Mexico	6 pm
9/22 at UTEP	5:30 pm
10/6 Liberty	6 pm
10/13 at Louisiana	TBA
10/20 at Georgia Southern	2 pm
10/27 at Texas State	TBA
11/3 Alcorn State	2 pm
11/17 at BYU	TBA
11/24 at Liberty	Noon

Liberty (1-0)

9/1 Old Dominion	W 52-10
9/8 at Army	10 am
9/15 Norfolk State	4 pm
9/22 North Texas	4 pm
9/29 at New Mexico	TBA
10/6 at New Mexico State	6 pm
10/13 Troy	Noon
10/20 Idaho State	Noon
11/3 at UMass	TBA
11/10 at Virginia	TBA
11/17 at Auburn	TBA
11/24 New Mexico State	Noon

UNLV (0-1, 0-0)

9/1 at No. 15 USC	L 21-43
9/8 UTEP	TBA
9/15 Prairie View A&M	TBA
9/22 at Arkansas State	TBA
10/6 *New Mexico	TBA
10/13 *at Utah State	TBA
10/19 *Air Force	8 pm
10/27 *at San Jose State	TBA
11/3 *Fresno State	8:30 pm
11/10 *at San Diego State	TBA
11/17 *at Hawai'i	TBA
11/24 *Nevada	7:30 pm

Colorado State (0-2, 0-1)

8/25 *Hawai'i	L 34-43
8/31 vs. Colorado	L 13-45
9/8 *Arkansas	5:30 pm
9/15 *at Florida	2 pm
9/22 Illinois State	TBA
10/6 *at San Jose State	8:30 pm
10/13 *New Mexico	2 pm
10/19 *at Boise State	7 pm
10/26 *Wyoming	8 pm
11/10 *at Nevada	TBA
11/17 *Utah State	TBA
11/22 *at Air Force	1:30 pm

Fresno State (1-0, 0-0)

9/1 Idaho	W 79-13
9/8 at Minnesota	5:30 pm
9/15 at UCLA	8:30 pm
9/29 Toledo	TBA
10/6 *at Nevada	TBA
10/13 *Wyoming	TBA
10/20 *at New Mexico	2 pm
10/27 *Hawai'i	TBA
11/3 *at UNLV	8:30 pm
11/9 *at Boise State	8:15 pm
11/17 *San Diego State	8:30 pm
11/24 *San Jose State	TBA

Utah State (0-1, 0-0)

8/31 at No. 11 Michigan State	L 31-38
9/8 New Mexico State	TBA
9/13 Tennessee Tech	TBA
9/22 *Air Force	TBA
10/5 at BYU	5 pm
10/13 *UNLV	TBA
10/20 *at Wyoming	TBA
10/27 *New Mexico	TBA
11/3 *at Hawai'i	TBA
11/10 *San Jose State	TBA
11/17 *at Colorado State	TBA
11/24 *at Boise State	TBA

San Diego State (0-1, 0-0)

8/31 at No. 13 Stanford	L 10-31
9/8 Sacramento State	7 pm
9/15 Arizona State	8:30 pm
9/22 Eastern Michigan	8:30 pm
10/6 *at Boise State	TBA
10/12 *Air Force	7 pm
10/20 *San Jose State	8:30 pm
10/27 *at Nevada	TBA
11/3 *at New Mexico	TBA
11/10 *UNLV	TBA
11/17 *at Fresno State	8:30 pm
11/24 *Hawai'i	TBA

Air Force (1-0, 0-0)

9/1 Stony Brook	W 38-0
9/8 at FAU	Noon
9/22 *at Utah State	TBA
9/29 *Nevada	TBA
10/6 Navy	1:30 pm
10/12 *at San Diego State	7 pm
10/19 *at UNLV	8 pm
10/27 *Boise State	5 pm
11/3 at Army	10 pm
11/10 *New Mexico	1:30 pm
11/17 *at Wyoming	TBA
11/22 *Colorado State	1:30

Boise State (1-0, 0-0)

9/1 at Troy	W 56-20
9/8 UConn	8:15 pm
9/15 at Oklahoma State	1:30 pm
9/29 *at Wyoming	5 pm
10/6 *San Diego State	TBA
10/13 *at Nevada	8:30 pm
10/19 *Colorado State	7 pm
10/27 *at Air Force	5 pm
11/3 BYU	TBA
11/9 *Fresno State	8:15 pm
11/16 *at New Mexico	7 pm
11/24 Utah State	TBA

Wyoming (1-1, 0-0)

8/25 at New Mexico State	W 29-7
9/1 Washington State	L 19-41
9/8 at Missouri	5 pm
9/15 Wofford	2 pm
9/29 *Boise State	5 pm
10/6 *at Hawai'i	TBA
10/13 *at Fresno State	TBA
10/20 *Utah State	TBA
10/26 *at Colorado State	8 pm
11/3 *San Jose State	TBA
11/17 *Air Force	TBA
11/24 *at New Mexico	12:30 pm

THE DAVIE FILE

Born: Sept. 30, 1954
Birthplace: Sewickley, Pa.
Alma Mater: Youngstown State, 1977
Playing Experience: Youngstown State, 1975-76
Family: Wife, Joanne; daughter Audra, son, Clay

Bowl Games Coached:

(corresponding to the season, not the actual year of the bowl game)

2016 Gildan New Mexico
 2015 Gildan New Mexico
 2000 Fiesta Bowl
 1998 Gator Bowl
 1997 Independence Bowl
 1995 Orange Bowl
 1994 Fiesta Bowl
 1993 Cotton Bowl
 1992 Cotton Bowl
 1991 Cotton Bowl
 1990 Holiday Bowl
 1989 Sun Bowl
 1987 Cotton Bowl
 1986 Cotton Bowl
 1985 Cotton Bowl
 1982 Cotton Bowl
 1981 Sugar Bowl
 1980 Gator Bowl
 1979 Fiesta Bowl
 1977 Gator Bowl


Head Coaching Experience

Year	School	Record	Bowl
2018	New Mexico	1-0	
2017	New Mexico	3-9	-
2016	New Mexico	9-4	Gildan New Mexico Bowl
2015	New Mexico	7-6	Gildan New Mexico Bowl
2014	New Mexico	4-8	-
2013	New Mexico	3-9	-
2012	New Mexico	4-9	-
2001	Notre Dame	5-6	-
2000	Notre Dame	9-3	Fiesta Bowl
1999	Notre Dame	5-7	-
1998	Notre Dame	9-3	Gator Bowl
1997	Notre Dame	7-6	Independence Bowl

Career record: 66-70

Assistant Coaching Experience

Year	School	Position
1996	Notre Dame	Defensive Coordinator
1995	Notre Dame	Defensive Coordinator
1994	Notre Dame	Defensive Coordinator
1993	Texas A&M	Defensive Coordinator
1992	Texas A&M	Defensive Coordinator
1991	Texas A&M	Defensive Coordinator
1990	Texas A&M	Defensive Coordinator
1989	Texas A&M	Defensive Coordinator
1988	Texas A&M	Outside Linebackers
1987	Texas A&M	Outside Linebackers
1986	Texas A&M	Outside Linebackers
1985	Texas A&M	Outside Linebackers
1984	Tulane	DC./Asst. Head Coach
1983	Tulane	DC./Asst. Head Coach
1982	Pittsburgh	Linebackers
1981	Pittsburgh	Linebackers
1980	Pittsburgh	Linebackers
1979	Arizona	Linebackers
1978	Arizona	Linebackers
1977	Pittsburgh	Graduate Assistant



Bob Davie enters his seventh season at The University of New Mexico, where he has led the program to back-to-back bowl games, a 2016 Gildan New Mexico Bowl title, and increased respect in the form of nationally televised games and increased media attention.

The 2017 season saw him complete his 31st season as a collegiate football coach, and it marked his 41st season overall in the sport, including 10 years as a broadcaster at ESPN.

While the 2017 season did not see the results on the field that Davie and the Lobos got used too, it still had many successful moments. The season culminated with four Lobos making it into NFL camps, including the program's first draft choice in eight years with Jason Sanders as a seventh-round selection of the Miami Dolphins. Additionally, Lamar Jordan signed a free agent contract with the Atlanta Falcons and Corey Bojorquez did likewise with the New England Patriots.

The Lobos finished among the national leaders in kickoff coverage and punt coverage, and running back Richard McQuarley tied the school record with five touchdown runs against Air Force.

In addition, the Lobos continued their streak in which the team has returned a kickoff for a touchdown in all six of Bob Davie's seasons as Elijah Lilly took one back against Texas A&M. The touchdown was the 10th in the last six seasons, and that is tied for the third-most in the nation over that time period, and UNM's streak of one kickoff return for a touchdown over the last eight years is the second-longest active streak nationally.

UNM was also strong off the field, with a program record 23 Mountain West All-Academic selections and a 2.85 GPA in the Spring semester, the highest under Davie.

It's safe to say that his first five years at New Mexico has seen him orchestrate one of the best rebuilding jobs in the history of the sport. When he arrived on campus in 2012, he inherited

a program that had gone just 3-37 in the previous 40 games and had the lowest number of scholarship players in Division I. Knowing that back story makes UNM's recent stretch all the more remarkable.

After a big season in 2015 which saw UNM go 7-5 and tie for second place in the Mountain Division of the Mountain West, his team not only met that mark but surpassed it in 2016 as New Mexico went 8-4 overall and 6-2 in the Mountain Division, tying for first place and delivering UNM's first division title since 1997. The Lobos defeated four 2016 bowl teams in Air Force (45-40), Hawai'i (28-21), Wyoming (56-35) and UTSA (23-20), giving the program seven wins over bowl teams in the last two years after going seven straight seasons without a win over a bowl team. The 2016 Lobos feature the nation's best rushing attack, as UNM leads the nation in rushing yards, yards per game, yards per rush, and runs of 10, 20, 30, 40, 50, 60 and 70 yards. The 2016 squad has also set school records for total points scored, points per game, and total offense, nearly hitting the 6,000-yard mark.

The Lobos also tied for the most conference wins in a single season, going 6-2, a mark that was also accomplished in 1982 and 1997. In addition, the Lobos have excelled on national television, winning four games on ESPN's various networks, including a pair of games in November on ESPN2 with a 24-21 win at Utah State and 56-35 over Wyoming, a game in which UNM totaled 690 yards of total offense and 568 yards on the ground.

Defensively, UNM showed vast improvement in its rushing defense, going from 98th nationally to top 40. Dakota Cox led the team in tackles, marking the first time that a Lobo has ever led the team in tackles four straight seasons. Once again, New Mexico got three defensive scores, making UNM one of eight teams in the last two years to register three defensive touchdowns in 2015 and 2016. UNM's defense also had a stretch in 2016 where it allowed 350 yards or less in three straight game, the first time since 2007 it accomplished that feat. The Lobos had eight players earn All-MW honors, including four on the second team.

UNDER DAVIE...

NEW MEXICO RECORD WHEN.....2012.....2013.....2014.....2015.....2016.....2017.....2018.....OVERALL

Lobos lead after 1st quarter.....	4-3	3-2	3-2	4-2	7-2	2-1	1-0	24-12
Lobos trail after 1st quarter.....	0-5	0-7	0-4	2-2	1-2	0-8	0-0	3-28
Score tied after 1st quarter.....	0-1	0-0	1-2	1-2	1-0	1-0	0-0	4-5
Lobos lead after halftime.....	4-1	2-1	3-2	5-0	6-1	2-0	1-0	23-5
Lobos trail after halftime.....	0-8	0-7	1-5	2-6	1-3	1-9	0-0	5-38
Score tied after halftime.....	0-0	1-1	0-1	0-0	2-0	0-0	0-0	3-2
Lobos lead after 3rd quarter.....	4-0	2-0	2-1	5-1	8-1	3-0	1-0	25-3
Lobos trail after 3rd quarter.....	0-9	1-8	2-7	1-5	0-3	0-9	0-0	4-41
Score tied after 3rd quarter.....	0-0	0-1	0-0	1-0	1-0	0-0	0-0	2-1

SCHEDULE BREAKDOWN.....2012.....2013.....2014.....2015.....2016.....2017.....2018.....OVERALL

Overall.....	4-9	3-9	4-8	7-6	9-4	3-9	1-0	31-45
August.....	0-0	0-1	0-1	0-0	0-0	0-0	0-0	0-2
September.....	2-3	2-2	1-2	2-2	1-2	3-2	1-0	12-13
October.....	2-2	0-2	1-2	2-2	4-1	0-3	0-0	9-12
November.....	0-4	1-4	2-3	3-1	3-1	0-4	0-0	9-17
December.....	0-0	0-0	0-0	0-1	1-0	0-0	0-0	1-1

CONFERENCE GAMES.....2012.....2013.....2014.....2015.....2016.....2017.....2018.....OVERALL

Home.....	0-4	1-3	1-3	3-1	3-1	1-3	0-0	9-15
Road.....	1-3	0-4	1-3	2-2	2-1	0-4	0-0	6-17
Neutral.....	0-0	0-0	0-0	0-0	1-0	0-0	0-0	1-0

NON-CONFERENCE GAMES.....2012.....2013.....2014.....2015.....2016.....2017.....2018.....OVERALL

Home.....	2-0	1-1	0-2	2-2	3-0	1-1	1-0	10-6
Road.....	1-2	1-1	2-0	0-1	0-2	1-1	0-0	5-7

MISCELLANEOUS.....2012.....2013.....2014.....2015.....2016.....2017.....2018.....OVERALL

Games Decided by a TD or less (8 pts).....	0-5	2-3	3-3	3-2	5-1	1-3	0-0	14-17
Games Decided by a FG or less (3 pts).....	0-1	0-0	2-0	2-0	2-1	1-3	0-0	7-5
Games Played on Grass.....	1-0	0-1	0-0	0-1	1-0	0-2	0-0	2-4
Games Played on Turf.....	3-9	3-8	4-8	7-5	8-4	3-7	1-0	29-41
Day Games (start before 6 pm).....	2-7	1-6	3-5	4-4	3-2	2-4	0-0	15-28
Night Games (start 6 pm or later).....	2-2	2-4	1-3	3-2	6-2	1-5	1-0	16-19
vs. Ranked.....	0-2	0-0	0-2	0-0	0-1	0-0	0-0	0-5
Overtime.....	0-0	1-0	0-0	0-0	0-0	0-0	0-0	1-0

New Mexico Inside Opponent Red-Zone

Date	Opponent	Score	Times	Times	Total	Rush		Pass	FGs	Failed to score inside RZ					
			In RZ	Scored	Pts			TDs	Made	FGA	Down	Int	Fumb	Half	Game
Sep 01, 2018	INCARNATE WORD	W 62-30	6	5	34	5	4	1	0	0	0	0	1	0	0
Sep 08, 2018	at Wisconsin														
Sep 15, 2018	at New Mexico State														
Sep 29, 2018	LIBERTY														
Oct 06, 2018	at UNLV														
Oct 13, 2018	at Colorado State														
Oct 20, 2018	FRESNO STATE														
Oct 27, 2018	at Utah State														
Nov 03, 2018	SAN DIEGO STATE														
Nov 10, 2018	at Air Force														
Nov 16, 2018	BOISE STATE														
Nov 24, 2018	WYOMING														
Totals			6	5	34	5	4	1	0	0	0	0	1	0	0
5 of 6 (83.3%)															

Opponents Inside New Mexico Red-Zone

Date	Opponent	Score	Times	Times	Total	Rush		Pass	FGs	Failed to score inside RZ					
			In RZ	Scored	Pts			TDs	Made	FGA	Down	Int	Fumb	Half	Game
Sep 01, 2018	INCARNATE WORD	W 62-30	4	4	24	3	2	1	1	0	0	0	0	0	0
Sep 08, 2018	at Wisconsin														
Sep 15, 2018	at New Mexico State														
Sep 29, 2018	LIBERTY														
Oct 06, 2018	at UNLV														
Oct 13, 2018	at Colorado State														
Oct 20, 2018	FRESNO STATE														
Oct 27, 2018	at Utah State														
Nov 03, 2018	SAN DIEGO STATE														
Nov 10, 2018	at Air Force														
Nov 16, 2018	BOISE STATE														
Nov 24, 2018	WYOMING														
Totals			4	4	24	3	2	1	1	0	0	0	0	0	0
4 of 4 (100.0%)															

2018 STARTING LINEUPS

OFFENSE

OPPONENT	QB	WR	WR	WR/RB	RB	TE/WR/RB	LT	LG	C	RG	RT
UIW	Tuioti	Hart-Johnson	Griffin	Lilly	Owens	Williams	Estrella	Grammel	Stapley	Jenkins	Saltes
@WISC											
@NMSU											
LIB											
@UNLV											
@CSU											
FS											
@USU											
SDSU											
@AFA											
BSU											
WYO											

DEFENSE

OPPONENT	DE	NT	RE	RUSH	MLB	WLB	LCB	SS	FS	RCB	NICK
UIW	C. Baker	Blackwell	Flowers	Flack	Hart	Tohi	Ross	Hayes	Parker	Burrell	Sewell
@WISC											
@NMSU											
LIB											
@UNLV											
@CSU											
FS											
@USU											
SDSU											
@AFA											
BSU											
WYO											

Date	Opponent	Score	Overall	Conference	Time	Attend
Sep 01, 2018	INCARNATE WORD	W 62-30	1-0	0-0	3:35	18213
Sep 08, 2018	at #4 Wisconsin					
Sep 15, 2018	at New Mexico State					
Sep 29, 2018	LIBERTY					
* Oct 06, 2018	at UNLV					
* Oct 13, 2018	at Colorado State					
* Oct 20, 2018	FRESNO STATE					
* Oct 27, 2018	at Utah State					
* Nov 03, 2018	SAN DIEGO STATE					
* Nov 10, 2018	at Air Force					
* Nov 16, 2018	BOISE STATE					
* Nov 24, 2018	WYOMING					

Team Statistics	NM	OPP
SCORING	62	30
Points Per Game	62.0	30.0
Points Off Turnovers	7	3
FIRST DOWNS	32	19
Rushing	19	7
Passing	10	11
Penalty	3	1
RUSHING YARDAGE	319	244
Yards gained rushing	342	264
Yards lost rushing	23	20
Rushing Attempts	66	34
Average Per Rush	4.8	7.2
Average Per Game	319.0	244.0
TDs Rushing	4	3
PASSING YARDAGE	361	322
Comp-Att-Int	15-25-1	19-39-1
Average Per Pass	14.4	8.3
Average Per Catch	24.1	16.9
Average Per Game	361.0	322.0
TDs Passing	5	1
TOTAL OFFENSE	680	566
Total Plays	91	73
Average Per Play	7.5	7.8
Average Per Game	680.0	566.0
KICK RETURNS: #-Yards	3-49	5-93
PUNT RETURNS: #-Yards	1-9	2-11
INT RETURNS: #-Yards	1-0	1-6
KICK RETURN AVERAGE	16.3	18.6
PUNT RETURN AVERAGE	9.0	5.5
INT RETURN AVERAGE	0.0	6.0
FUMBLES-LOST	1-1	3-1
PENALTIES-Yards	7-48	8-69
Average Per Game	48.0	69.0
PUNTS-Yards	3-146	6-198
Average Per Punt	48.7	33.0
Net punt average	45.0	31.5
KICKOFFS-Yards	10-614	6-286
Average Per Kick	61.4	47.7
Net kick average	44.6	39.5
TIME OF POSSESSION/Game	35:50	24:10
3RD-DOWN Conversions	5/11	5/15
3rd-Down Pct	45%	33%
4TH-DOWN Conversions	2/3	0/2
4th-Down Pct	67%	0%
SACKS BY-Yards	3-16	0-0
MISC YARDS	0	0
TOUCHDOWNS SCORED	9	4
FIELD GOALS-ATTEMPTS	0-0	1-1
ON-SIDE KICKS	0-0	0-0
RED-ZONE SCORES	(5-6) 83%	(4-4) 100%
RED-ZONE TOUCHDOWNS	(5-6) 83%	(3-4) 75%
PAT-ATTEMPTS	(8-9) 89%	(3-3) 100%
ATTENDANCE	18213	0
Games/Avg Per Game	1/18213	0/0
Neutral Site Games		0/0

Score by Quarters	1st	2nd	3rd	4th	OT	Total
New Mexico	28	7	13	14	0	62
Opponents	7	9	0	14	0	30

Rushing	gp	att	gain	loss	net	avg	td	lg	avg/g
SHULER, Zahneer	1	5	90	0	90	18.0	0	67	90.0
OWENS, Tyrone	1	20	67	9	58	2.9	2	10	58.0
TUIOTI, Tevaka	1	11	61	7	54	4.9	1	20	54.0
DAVIS, Ahmari	1	7	40	1	39	5.6	0	15	39.0
GRAY, Micah	1	7	23	0	23	3.3	0	8	23.0
JONES, Sheriron	1	4	18	0	18	4.5	0	8	18.0
VIGILANT, Daevon	1	4	16	0	16	4.0	0	6	16.0
LILLY, Elijah	1	1	14	0	14	14.0	0	14	14.0
GERHART, Coltin	1	5	13	2	11	2.2	1	5	11.0
TEAM	1	2	0	4	-4	-2.0	0	0	-4.0
Total	1	66	342	23	319	4.8	4	67	319.0
Opponents	1	34	264	20	244	7.2	3	90	244.0

Passing	gp	effic	comp-att-int	pct	yds	td	lg	avg/g
TUIOTI, Tevaka	1	246.04	13-21-1	61.9	327	4	69	327.0
JONES, Sheriron	1	204.93	1-3-0	33.3	22	1	22	22.0
GERHART, Coltin	1	200.80	1-1-0	100.0	12	0	12	12.0
Total	1	239.30	15-25-1	60.0	361	5	69	361.0
Opponents	1	121.41	19-39-1	48.7	322	1	44	322.0

Receiving	gp	no.	yds	avg	td	lg	avg/g
LILLY, Elijah	1	2	61	30.5	1	51	61.0
WILLIAMS, Marcus	1	2	43	21.5	2	33	43.0
GRIFFIN IV, Jay	1	2	43	21.5	0	34	43.0
UMEH, Anselm	1	2	37	18.5	0	37	37.0
SOMOYE, Anu	1	2	34	17.0	1	22	34.0
REED, Patrick	1	1	69	69.0	1	69	69.0
DRENNAN, Q'	1	1	40	40.0	0	40	40.0
HART-JOHNSON, Dela	1	1	32	32.0	0	32	32.0
DICKEY, Brayden	1	1	4	4.0	0	4	4.0
DAVIS, Ahmari	1	1	-2	-2.0	0	0	-2.0
Total	1	15	361	24.1	5	69	361.0
Opponents	1	19	322	16.9	1	44	322.0

Punt Returns	no.	yds	avg	td	lg
HAYES, Marcus	1	9	9.0	0	9
Total	1	9	9.0	0	9
Opponents	2	11	5.5	0	12

Interceptions	no.	yds	avg	td	lg
BURRELL, Jalin	1	0	0.0	0	0
Total	1	0	0.0	0	0
Opponents	1	6	6.0	0	6

Kick Returns	no.	yds	avg	td	lg
LILLY, Elijah	2	40	20.0	0	40
HARRIS, Emmanuel	1	9	9.0	0	9
Total	3	49	16.3	0	40
Opponents	5	93	18.6	0	21

Fumble Returns	no.	yds	avg	td	lg
Total	0	0	0.0	0	0
Opponents	0	0	0.0	0	0

Scoring	td	fg	PAT				dxp	saf	pts
			kick	rush	rcv	pass			
OWENS, Tyrone	2	-	-	-	-	-	-	-	12
WILLIAMS, Marcus	2	-	-	-	-	-	-	-	12
SHELLEY, Andrew	-	-	8-9	-	-	-	-	-	8
TUIOTI, Tevaka	1	-	-	-	-	-	-	-	6
REED, Patrick	1	-	-	-	-	-	-	-	6
GERHART, Coltin	1	-	-	-	-	-	-	-	6
LILLY, Elijah	1	-	-	-	-	-	-	-	6
SOMOYE, Anu	1	-	-	-	-	-	-	-	6
Total	9	-	8-9	-	-	-	-	-	62
Opponents	4	1-1	3-3	0-1	-	-	-	-	30

Total Offense	q	plays	rush	pass	total	avg/q
TUIOTI, Tevaka	1	32	54	327	381	381.0
SHULER, Zahneer	1	5	90	0	90	90.0
OWENS, Tyrone	1	20	58	0	58	58.0
JONES, Sheriron	1	7	18	22	40	40.0
DAVIS, Ahmari	1	7	39	0	39	39.0
GERHART, Coltin	1	6	11	12	23	23.0
GRAY, Micah	1	7	23	0	23	23.0
VIGILANT, Daevon	1	4	16	0	16	16.0
LILLY, Elijah	1	1	14	0	14	14.0
TEAM	1	2	-4	0	-4	-4.0
Total	1	91	319	361	680	680.0
Opponents	1	73	244	322	566	566.0

Field Goals fg pct. 01-19 20-29 30-39 40-49 50-99 lg blk

FG Sequence	New Mexico	Opponents
Incarnate Word	-	(29)
Wisconsin	-	-
New Mexico State	-	-
Liberty	-	-
UNLV	-	-
Colorado State	-	-
Fresno State	-	-
Utah State	-	-
San Diego State	-	-
Air Force	-	-
Boise State	-	-
Wyoming	-	-

Punting	no.	yds	avg	lg	tb	fc	i20	50+	blk
DYER, Tyson	3	146	48.7	52	0	0	1	2	0
Total	3	146	48.7	52	0	0	1	2	0
Opponents	6	198	33.0	46	0	3	1	0	0

Kickoffs	no.	yds	avg	tb	ob	retn	net	ydln
KELLY-ROMERO, Dyla	8	485	60.6	3	1			
RUIZ, Stephen	2	129	64.5	0	0			
Total	10	614	61.4	3	1	18.6	44.6	20
Opponents	6	286	47.7	0	1	16.3	39.5	25

Numbers in (parentheses) indicate field goal was made.

All Purpose	g	rush	rcv	pr	kr	ir	total	avg/g
LILLY, Elijah	1	14	61	0	40	0	115	115.0
SHULER, Zahne	1	90	0	0	0	0	90	90.0
REED, Patrick	1	0	69	0	0	0	69	69.0
OWENS, Tyrone	1	58	0	0	0	0	58	58.0
TUIOTI, Tevaka	1	54	0	0	0	0	54	54.0
GRIFFIN IV, Jay	1	0	43	0	0	0	43	43.0
WILLIAMS, Mar	1	0	43	0	0	0	43	43.0
DRENNAN, Q'	1	0	40	0	0	0	40	40.0
DAVIS, Ahmari	1	39	-2	0	0	0	37	37.0
UMEH, Anselm	1	0	37	0	0	0	37	37.0
SOMOYE, Anu	1	0	34	0	0	0	34	34.0
HART-JOHN SO	1	0	32	0	0	0	32	32.0
GRAY, Micah	1	23	0	0	0	0	23	23.0
JONES, Sheriro	1	18	0	0	0	0	18	18.0
VIGILANT, Daev	1	16	0	0	0	0	16	16.0
GERHART, Colti	1	11	0	0	0	0	11	11.0
HARRIS, Emma	1	0	0	0	9	0	9	9.0
HAYES, Marcus	1	0	0	9	0	0	9	9.0
DICKEY, Brayde	1	0	4	0	0	0	4	4.0
TEAM	1	-4	0	0	0	0	-4	-4.0
Total	1	319	361	9	49	0	738	738.0
Opponents	1	244	322	11	93	6	676	676.0

##	Defensive Leaders	gp	Tackles				Sacks no-yds	Pass defense			Fumbles		blkd	
			ua	a	tot	tfl/yds		int-yds	brup	qbh	rcv-yds	ff	kick	saf
1A	EPTING, Rhashaun	1	4	1	5	1.0-8	1.0-8	.	.	1
29	FLACK, Jordan	1	4	1	5	1.0-6	1.0-6
3C	HART, Alex	1	1	3	4
6	ROGERS, DeJean	1	4	.	4
3Z	ROSS, D'Angelo	1	4	.	4
1C	BURRELL, Jalin	1	2	1	3	.	.	1-0
46	SHOOK, Brandon	1	2	1	3	1.0-8	1	.	.
45	TOHI, Evahelotu	1	2	.	2	1-0	.	.	.
2C	HAYES, Marcus	1	2	.	2	.	.	.	1
90	AUSTIN, Erin	1	1	1	2
1D	ORTEGA, Gabe	1	2	.	2	1.0-4
1B	PEEK, Patrick	1	1	1	2
9Z	BARNWELL, Stanley	1	2	.	2
8Z	HOBODY, Willie	1	2	.	2	1	.	.
7Z	MANLY, Blair	1	2	.	2
5Z	SEWELL, Michael	1	2	.	2
52	BLACKWELL, Aaron	1	.	2	2
1H	HORTON, Dylan	1	2	.	2
30	VAINIKOLO, Alexander	1	1	.	1
39	HERNANDEZ, Johnny	1	1	.	1
5	REED, Patrick	1	1	.	1
23	GRIFFIN IV, Jay	1	1	.	1
93	FLOWERS, Nahje	1	1	.	1	1.0-2	1.0-2
53	BAKER, Cody	1	1	.	1
9E	SOREMEKUN, Adebayo	1	.	1	1
1J	BAKER, Daquan	1	1	.	1
4Z	PARKER, Bijon	1	.	1	1
5D	MURRAY, Langston	1	.	1	1
2F	TAMAIVENA, Sitivena	1	1	.	1
Total		1	47	14	61	5-28	3-16	1-0	1	1	1-0	2	.	.
Opponents		1	59	20	79	9-19	0-0	1-6	2	.	1-0	.	.	.

SEASON

CAREER

Rushing	gp	att	gain	loss	net	avg	td	lg	avg/g	gp	att	gain	loss	net	avg	td	lg	avg/g
SHULER, Zahneer	1	5	90	0	90	18.0	0	67	90.0	13	7	90	3	87	12.4	0	67	6.7
OWENS, Tyrone	1	20	67	9	58	2.9	2	10	58.0	37	320	2107	64	2043	6.4	16	83	55.2
TUIOTI, Tevaka	1	11	61	7	54	4.9	1	20	54.0	9	39	233	37	196	5.0	2	34	21.8
DAVIS, Ahmari	1	7	40	1	39	5.6	0	15	39.0	1	7	40	1	39	5.6	0	15	39.0
GRAY, Micah	1	7	23	0	23	3.3	0	8	23.0	1	7	23	0	23	3.3	0	8	23.0
JONES, Sheriron	1	4	18	0	18	4.5	0	8	18.0	1	4	18	0	18	4.5	0	8	18.0
VIGILANT, Daevon	1	4	16	0	16	4.0	0	6	16.0	1	4	16	0	16	4.0	0	6	16.0
LILLY, Elijah	1	1	14	0	14	14.0	0	14	14.0	22	1	14	0	14	14.0	0	14	0.6
GERHART, Coltin	1	5	13	2	11	2.2	1	5	11.0	11	40	246	17	229	5.7	2	40	20.8
TEAM	1	2	0	4	-4	-2.0	0	0	-4.0									
Total	1	66	342	23	319	4.8	4	67	319.0									
Opponents	1	34	264	20	244	7.2	3	90	244.0									

Passing	gp	effic	comp-att-int	pct	yds	td	lg	avg/g	gp	effic	comp-att-int	pct	yds	td	lg	avg/g
TUIOTI, Tevaka	1	246.04	13-21-1	61.9	327	4	69	327.0	9	121.65	70-139-7	50.4	1032	8	69	114.7
JONES, Sheriron	1	204.93	1-3-0	33.3	22	1	22	22.0	1	204.93	1-3-0	33.3	22	1	22	22.0
GERHART, Coltin	1	200.80	1-1-0	100.0	12	0	12	12.0	11	111.43	18-30-2	60.0	192	1	27	17.5
Total	1	239.30	15-25-1	60.0	361	5	69	361.0								
Opponents	1	121.41	19-39-1	48.7	322	1	44	322.0								

Receiving	gp	no.	yds	avg	td	lg	avg/g	gp	no.	yds	avg	td	lg	avg/g
LILLY, Elijah	1	2	61	30.5	1	51	61.0	22	2	61	30.5	1	51	2.8
WILLIAMS, Marcus	1	2	43	21.5	2	33	43.0	1	2	43	21.5	2	33	43.0
GRIFFIN IV, Jay	1	2	43	21.5	0	34	43.0	13	31	436	14.1	4	71	33.5
UMEH, Anselm	1	2	37	18.5	0	37	37.0	1	2	37	18.5	0	37	37.0
SOMOYE, Anu	1	2	34	17.0	1	22	34.0	26	4	71	17.8	2	25	2.7
REED, Patrick	1	1	69	69.0	1	69	69.0	32	22	359	16.3	2	69	11.2
DRENNAN, Q'	1	1	40	40.0	0	40	40.0	26	21	506	24.1	3	49	19.5
HART-JOHNSON, Dela	1	1	32	32.0	0	32	32.0	26	27	669	24.8	3	92	25.7
DICKEY, Brayden	1	1	4	4.0	0	4	4.0	1	1	4	4.0	0	4	4.0
DAVIS, Ahmari	1	1	-2	-2.0	0	0	-2.0	1	1	-2	-2.0	0	0	-2.0
Total	1	15	361	24.1	5	69	361.0							
Opponents	1	19	322	16.9	1	44	322.0							

Total Offense	g	plays	rush	pass	total	avg/g	g	plays	rush	pass	total	avg/g
TUIOTI, Tevaka	1	32	54	327	381	381.0	9	178	196	1032	1228	136.4
SHULER, Zahneer	1	5	90	0	90	90.0	13	7	87	0	87	6.7
OWENS, Tyrone	1	20	58	0	58	58.0	37	320	2043	0	2043	55.2
JONES, Sheriron	1	7	18	22	40	40.0	1	7	18	22	40	40.0
DAVIS, Ahmari	1	7	39	0	39	39.0	1	7	39	0	39	39.0
GERHART, Coltin	1	6	11	12	23	23.0	11	70	229	192	421	38.3
GRAY, Micah	1	7	23	0	23	23.0	1	7	23	0	23	23.0
VIGILANT, Daevon	1	4	16	0	16	16.0	1	4	16	0	16	16.0
LILLY, Elijah	1	1	14	0	14	14.0	22	1	14	0	14	0.6
TEAM	1	2	-4	0	-4	-4.0						
Total	1	91	319	361	680	680.0						
Opponents	1	73	244	322	566	566.0						

Scoring	td	fg	kick	PAT	rush	rcv	pass	dxp	saf	pts	td	fg	kick	PAT	rush	rcv	pass	dxp	saf	pts
OWENS, Tyrone	2	-	-	-	-	-	-	-	-	12	16	-	-	-	-	-	-	-	-	96
WILLIAMS, Marcus	2	-	-	-	-	-	-	-	-	12	2	-	-	-	-	-	-	-	-	12
SHELLEY, Andrew	-	-	8-9	-	-	-	-	-	-	8	-	-	8-9	-	-	-	-	-	-	8
TUIOTI, Tevaka	1	-	-	-	-	-	-	-	-	6	2	-	-	-	-	1-3	-	-	-	12
LILLY, Elijah	1	-	-	-	-	-	-	-	-	6	3	-	-	-	-	-	-	-	-	18
SOMOYE, Anu	1	-	-	-	-	-	-	-	-	6	2	-	-	-	-	-	-	-	-	12
REED, Patrick	1	-	-	-	-	-	-	-	-	6	2	-	-	-	-	-	-	-	-	12
GERHART, Coltin	1	-	-	-	-	-	-	-	-	6	2	-	-	-	-	-	-	-	-	12
Total	9	-	8-9	-	-	-	-	-	-	62										
Opponents	4	1-1	3-3	0-1	-	-	-	-	-	30										

SEASON
CAREER

Punt Returns	no.	yds	avg	td	lg	no.	yds	avg	td	lg
HAYES, Marcus	1	9	9.0	0	9	1	9	9.0	0	9
Total	1	9	9.0	0	9					
Opponents	2	11	5.5	0	12					

Kick Returns	no.	yds	avg	td	lg	no.	yds	avg	td	lg
LILLY, Elijah	2	40	20.0	0	40	52	1292	24.8	2	100
HARRIS, Emmanuel	1	9	9.0	0	9	1	9	9.0	0	9
Total	3	49	16.3	0	40					
Opponents	5	93	18.6	0	21					

Interceptions	no.	yds	avg	td	lg	no.	yds	avg	td	lg
BURRELL, Jalin	1	0	0.0	0	0	1	0	0.0	0	0
Total	1	0	0.0	0	0					
Opponents	1	6	6.0	0	6					

Fumble Returns	no.	yds	avg	td	lg	no.	yds	avg	td	lg
Total	0	0	0.0	0	0					
Opponents	0	0	0.0	0	0					

All Purpose	g	rush	rcv	pr	kr	ir	total	avg/g	g	rush	rcv	pr	kr	ir	total	avg/g
LILLY, Elijah	1	14	61	0	40	0	115	115.0	22	14	61	0	1292	0	1367	62.1
SHULER, Zahne	1	90	0	0	0	0	90	90.0	13	87	60	0	0	0	147	11.3
REED, Patrick	1	0	69	0	0	0	69	69.0	32	0	359	0	0	0	359	11.2
OWENS, Tyrone	1	58	0	0	0	0	58	58.0	37	2043	74	0	0	0	2117	57.2
TUIOTI, Tevaka	1	54	0	0	0	0	54	54.0	9	196	0	0	0	0	196	21.8
WILLIAMS, Marc	1	0	43	0	0	0	43	43.0	1	0	43	0	0	0	43	43.0
GRIFFIN IV, Jay	1	0	43	0	0	0	43	43.0	13	116	436	0	0	0	552	42.5
DRENNAN, Q'	1	0	40	0	0	0	40	40.0	26	10	506	0	0	0	516	19.8
DAVIS, Ahmari	1	39	-2	0	0	0	37	37.0	1	39	-2	0	0	0	37	37.0
UMEH, Anselm	1	0	37	0	0	0	37	37.0	1	0	37	0	0	0	37	37.0
SOMOYE, Anu	1	0	34	0	0	0	34	34.0	26	0	71	0	3	0	74	2.8
HART-JOHN SO	1	0	32	0	0	0	32	32.0	26	0	669	0	18	0	687	26.4
GRAY, Micah	1	23	0	0	0	0	23	23.0	1	23	0	0	0	0	23	23.0
JONES, Sheriron	1	18	0	0	0	0	18	18.0	1	18	0	0	0	0	18	18.0
VIGILANT, Daev	1	16	0	0	0	0	16	16.0	1	16	0	0	0	0	16	16.0
GERHART, Colti	1	11	0	0	0	0	11	11.0	11	229	0	0	0	0	229	20.8
HARRIS, Emman	1	0	0	0	9	0	9	9.0	1	0	0	0	9	0	9	9.0
HAYES, Marcus	1	0	0	9	0	0	9	9.0	1	0	0	9	0	0	9	9.0
DICKEY, Brayde	1	0	4	0	0	0	4	4.0	1	0	4	0	0	0	4	4.0
TEAM	1	-4	0	0	0	0	-4	-4.0								
Total	1	319	361	9	49	0	738	738.0								
Opponents	1	244	322	11	93	6	676	676.0								

Field Goals	att	good	long	blkd	att	good	long	blkd
Total	0	0	0	0				
Opponents	1	1	29	0				

Punting	no.	yds	avg	lg	blk	no.	yds	avg	lg	blk
DYER, Tyson	3	146	48.7	52	0	3	146	48.7	52	0
Total	3	146	48.7	52	0					
Opponents	6	198	33.0	46	0					

Kickoffs	no.	yds	avg	tb	ob	no.	yds	avg	tb	ob
KELLY-ROMERO, Dylan	8	485	60.6	3	1	8	485	60.6	3	1
RUIZ, Stephen	2	129	64.5	0	0	2	129	64.5	0	0
Total	10	614	61.4	3	1					
Opponents	6	286	47.7	0	1					

SEASON
CAREER

##	Defensive Leaders	gp	ua	a	total	tfl	sack	int	pbu	fr	ff	blk	gp	ua	a	total	tfl	sack	int	pbu	fr	ff	blk
1A	EPTING, Rhashaun	1	4	1	5	1.0	1.0	1	4	1	5	1.0	1.0
29	FLACK, Jordan	1	4	1	5	1.0	1.0	13	18	9	27	5.0	3.0	1	.	1	1	.
6	ROGERS, De'Jean	1	4	.	4	0.0	1	4	.	4	0.0
3Z	ROSS, D'Angelo	1	4	.	4	0.0	13	25	7	32	1.0	.	.	11	.	.	.
3C	HART, Alex	1	1	3	4	0.0	35	49	41	90	9.5	2.0	.	4	2	2	.
1C	BURRELL, Jalin	1	2	1	3	0.0	.	1	13	42	14	56	0.5	.	1	10	.	.	.
46	SHOOK, Brandon	1	2	1	3	1.0	1	.	1	2	1	3	1.0	1	.
8Z	HOBODY, Willie	1	2	.	2	0.0	1	.	1	2	.	2	0.0	1	.
52	BLACKWELL, Aaron	1	.	2	2	0.0	1	.	2	2	0.0
9Z	BARNWELL, Stanley	1	2	.	2	0.0	1	2	.	2	0.0
1B	PEEK, Patrick	1	1	1	2	0.0	1	1	1	2	0.0
7Z	MANLY, Blair	1	2	.	2	0.0	16	3	1	4	0.0
1D	ORTEGA, Gabe	1	2	.	2	1.0	13	6	1	7	1.0
2C	HAYES, Marcus	1	2	.	2	0.0	.	.	1	.	.	.	1	2	.	2	0.0	.	.	1	.	.	.
1H	HORTON, Dylan	1	2	.	2	0.0	1	2	.	2	0.0
45	TOHI, Evaheleto	1	2	.	2	0.0	.	.	.	1	.	.	14	20	10	30	4.5	1.5	.	.	1	.	.
90	AUSTIN, Erin	1	1	1	2	0.0	1	1	1	2	0.0
5Z	SEWELL, Michael	1	2	.	2	0.0	1	2	.	2	0.0
2F	TAMAIVENA, Sitivena	1	1	.	1	0.0	13	12	9	21	1.0	1.0
30	VAINIKOLO, Alexander	1	1	.	1	0.0	1	1	.	1	0.0
5	REED, Patrick	1	1	.	1	0.0	32	4	.	4	0.0	.	.	.	1	.	.
23	GRIFFIN IV, Jay	1	1	.	1	0.0	13	1	.	1	0.0
9E	SOREMEKUN, Adebay	1	.	1	1	0.0	1	.	1	1	0.0
5D	MURRAY, Langston	1	.	1	1	0.0	1	.	1	1	0.0
4Z	PARKER, Bijon	1	.	1	1	0.0	27	20	12	32	2.0	2.0	1	3	2	.	.
1J	BAKER, Daquan	1	1	.	1	0.0	7	4	.	4	1.0	1.0	.	.	.	1	.
53	BAKER, Cody	1	1	.	1	0.0	39	29	43	72	5.5	2.5	.	2	.	.	.
93	FLOWERS, Nahje	1	1	.	1	1.0	1.0	13	2	2	4	1.0	1.0
39	HERNANDEZ, Johnny	1	1	.	1	0.0	1	1	.	1	0.0
Total		1	47	14	61	5	3	1	1	1	2	.											
Opponents		1	59	20	79	9	0	1	2	1	.	.											

TEAM STATISTICS

Date	Opponent	Rushing				Receiving				Passing				Kick Returns				Punt Returns				tot off
		no.	yds	td	lg	no.	yds	td	lg	cmp-att-int	yds	td	lg	no.	yds	td	lg	no.	yds	td	lg	
Sep 01	INCARNATE WORD	66	319	4	67	15	361	5	69	15-25-1	361	5	69	3	49	0	40	1	9	0	9	680
		66	319	4	67	15	361	5	69	15-25-1	361	5	69	3	49	0	40	1	9	0	9	680
	Opponents	34	244	3	90	19	322	1	44	19-39-1	322	1	44	5	93	0	21	2	11	0	12	566

Games: 1 • Avg/rush: 4.8 • Avg/catch: 24.1 • Pass effic: 239.30 • KR avg: 16.3 • PR avg: 9.0 • All purpose avg/game: 738.0 • Total offense avg/gm: 680.0

Date	Opponent	Tackles				Sacks no-yds	Fumble		Pass Defense			blkd kick	PAT Attempts			off		
		ua	a	total	tfl-yds		ff	fr-yds	int-yds	qbh	brup		kick	rush	rcv	saf	t/o	pts
Sep 01	INCARNATE WORD	47	14	61	5.0-28	3.0-16	2	1-0	1-0	1	1	0	8-9	0	0	0	7	62
		47	14	61	5.0-28	3.0-16	2	1-0	1-0	1	1	0	8-9	0	0	0	7	62
Opponents		59	20	79	9.0-19	0.0-0	0	1-0	1-6	0	2	0	3-3	0	0	0	3	30

		Punting									Field Goals			Kickoffs				
Date	Opponent	no.	yds	avg	long	blkd	tb	fc	50+	i20	md-att	long	blkd	no.	yds	avg	tb	ob
Sep 01	INCARNATE WORD	3	146	48.7	52	0	0	0	2	1	0-0	0	0	10	614	61.4	3	1
		3	146	48.7	52	0	0	0	2	1	0-0	0	0	10	614	61.4	3	1
	Opponents	6	198	33.0	46	0	0	3	0	1	1-1	29	0	6	286	47.7	0	1

OPPONENT STATISTICS

		Rushing				Receiving				Passing				Kick Returns				Punt Returns				tot		
Date	Opponent	no.	yds	td	lg	no.	yds	td	lg	cmp	att	int	yds	td	lg	no.	yds	td	lg	no.	yds	td	lg	off
Sep 01	INCARNATE WORD	34	244	3	90	19	322	1	44	19-39-1	322	1	44	5	93	0	21	2	11	0	12	566		
		34	244	3	90	19	322	1	44	19-39-1	322	1	44	5	93	0	21	2	11	0	12	566		
New Mexico		66	319	4	67	15	361	5	69	15-25-1	361	5	69	3	49	0	40	1	9	0	9	680		

Games: 1 • Avg/rush: 7.2 • Avg/catch: 16.9 • Pass effic: 121.41 • KR avg: 18.6 • PR avg: 5.5 • All purpose avg/game: 676.0 • Total offense avg/gm: 566.0

Date	Opponent	Tackles				Sacks		Fumble		Pass Defense			blkd	PAT Attempts			off		
		ua	a	total	tfl-yds	no	yds	ff	fr-yds	int-yds	qbh	brup	kick	kick	rush	rcv	saf	t/o	pts
Sep 01	INCARNATE WORD	59	20	79	9.0-19	0	0	0	1-0	1-6	0	2	0	3-3	0	0	0	3	30
		59	20	79	9.0-19	0	0	0	1-0	1-6	0	2	0	3-3	0	0	0	3	30
	New Mexico	47	14	61	5.0-28	3	0-16	2	1-0	1-0	1	1	0	8-9	0	0	0	7	62

Date	Opponent	Punting									Field Goals			Kickoffs				
		no.	yds	avg	long	blkd	tb	fc	50+	i20	md-att	long	blkd	no.	yds	avg	tb	ob
Sep 01	INCARNATE WORD	6	198	33.0	46	0	0	3	0	1	1-1	29	0	6	286	47.7	0	1
		6	198	33.0	46	0	0	3	0	1	1-1	29	0	6	286	47.7	0	1
	New Mexico	3	146	48.7	52	0	0	0	2	1	0-0	0	0	10	614	61.4	3	1

PASSING

#16 TUIOTI, Tevaka	Comp	Att	Int	Pct	Yards	TD	Long	Sacked	Effic
Incamate Word	13	21	1	61.9	327	4	69	0-0	246.04
TOTALS	13	21	1	61.9	327	4	69	0-0	246.04

#11 GERHART, Coltin	Comp	Att	Int	Pct	Yards	TD	Long	Sacked	Effic
Incamate Word	1	1	0	100.0	12	0	12	0-0	200.80
TOTALS	1	1	0	100.0	12	0	12	0-0	200.80

#4 JONES, Sheriron	Comp	Att	Int	Pct	Yards	TD	Long	Sacked	Effic
Incamate Word	1	3	0	33.3	22	1	22	0-0	204.93
TOTALS	1	3	0	33.3	22	1	22	0-0	204.93

RUSHING & RECEIVING

RUSHING	No-Yds/TD	UIW	WIS	NMS	LIB	LV	CS	FS	US	SD	AF	BSU	WY
SHULER, Zahneer	5-90/0	5-90/0											
OWENS, Tyrone	20-58/2	20-58/2											
TUIOTI, Tevaka	11-54/1	11-54/1											
DAVIS, Ahmari	7-39/0	7-39/0											
GRAY, Micah	7-23/0	7-23/0											
JONES, Sheriron	4-18/0	4-18/0											
VIGILANT, D.	4-16/0	4-16/0											
LILLY, Elijah	1-14/0	1-14/0											
GERHART, Coltin	5-11/1	5-11/1											
TEAM	2--4/0	2--4/0											

RECEIVING	No-Yds/TD	UIW	WIS	NMS	LIB	LV	CS	FS	US	SD	AF	BSU	WY
REED, Patrick	1-69/1	1-69/1											
LILLY, Elijah	2-61/1	2-61/1											
WILLIAMS, Marcu	2-43/2	2-43/2											
GRIFFIN IV, Jay	2-43/0	2-43/0											
DRENNAN, Q'	1-40/0	1-40/0											
UMEH, Anselm	2-37/0	2-37/0											
SOMOYE, Anu	2-34/1	2-34/1											
HART-JOHNSON, D	1-32/0	1-32/0											
DICKEY, Brayden	1-4/0	1-4/0											
DAVIS, Ahmari	1--2/0	1--2/0											

Total Tackles	UA-A	Total	UIW	WIS	NMS	LIB	LV	CS	FS	US	SD	AF	BSU
FLACK, Jordan	4-1	5	4-1										
EPTING, Rhashau	4-1	5	4-1										
HART, Alex	1-3	4	1-3										
ROGERS, De' Jean	4-0	4	4-0										
ROSS, D'Angelo	4-0	4	4-0										
BURRELL, Jalin	2-1	3	2-1										
SHOOK, Brandon	2-1	3	2-1										
HAYES, Marcus	2-0	2	2-0										
PEEK, Patrick	1-1	2	1-1										
BARNWELL, Stanl	2-0	2	2-0										
HOBDY, Willie	2-0	2	2-0										
BLACKWELL, Aaro	0-2	2	0-2										
HORTON, Dylan	2-0	2	2-0										
MANLY, Blair	2-0	2	2-0										
AUSTIN, Erin	1-1	2	1-1										
ORTEGA, Gabe	2-0	2	2-0										
TOHI, Evahelotu	2-0	2	2-0										
SEWELL, Michael	2-0	2	2-0										
TAMAIVENA, Siti	1-0	1	1-0										
SOREMEKUN, Adeb	0-1	1	0-1										
GRIFFIN IV, Jay	1-0	1	1-0										
BAKER, Cody	1-0	1	1-0										
BAKER, Daquan	1-0	1	1-0										
PARKER, Bijon	0-1	1	0-1										
REED, Patrick	1-0	1	1-0										
FLOWERS, Nahje	1-0	1	1-0										
VAINIKOLO, Alex	1-0	1	1-0										
HERNANDEZ, John	1-0	1	1-0										
MURRAY, Langsto	0-1	1	0-1										

50-YARD TOUCHDOWN RUN

70-YARD RUN

70-YARD RECEPTION

30 RUSHING ATTEMPTS

150 YARDS RUSHING

200 YARDS RUSHING

TWO PLAYERS, 100 + YARDS RUSHING

THREE PLAYERS, 100 + YARDS RUSHING

30 PASS COMPLETIONS

50 PASS ATTEMPTS

400 YARDS PASSING

100 YARDS RUSHING & PASSING

500 YARDS TOTAL OFFENSE

10 PASS RECEPTIONS

150 YARDS RECEIVING

Opponent: 182. Jalen Robinette. Air Force (10/15/2016)

2+ PLAYERS, 100+ YARDS RECEIVING

SCORED THREE TOUCHDOWNS

FOUR TOUCHDOWN PASSES

FOUR RUSHING TOUCHDOWNS

THREE TOUCHDOWN RECEPTIONS

FIVE FIELD GOALS

50-YARD FIELD GOAL

TWO INTERCEPTIONS

Opponent: 2, Tarik Thompson, San Diego State (11/24/2017)

TEAM

50 POINTS

60 RUSHING ATTEMPTS

300 YARDS RUSHING

Opponent: 323, UNLV (11/17/2017)

INDIVIDUAL		TEAM	INDIVIDUAL		TEAM
First Downs	40, Boise State (11/14/2015)	INTs	3, Gerald Campbell, UTEP (1950)		
Rushing Att.	47, Steve Bartalo, CSU (1985)		3, Gene Franz, BYU (1962)		
	82, Air Force (1987)		3, Derwin Gray, BYU (1990)		
Rushing Yards	325, Andre Davis, TCU (1994)			7, UTEP (1950)	
	646, Air Force (1987)			7, West Texas (1950)	
Long TD	94, Alvester Alexander, Wyoming (2010)			7, Arizona (1953)	
Rushing TDs	6, Kapri Bibbs, Colorado State (2013)	Rec. Yards	281, Thomas Sperbeck, Boise State (11/14/2015)		
	10, Air Force (1987)	Receptions	22, Jay Miller, BYU (1973)		
Pass Att.	75, Brett Rypien, Boise State (11/14/2015)	TD Rec.	4, Kirk Pendleton, BYU (1983)		
	75, Boise State (11/14/2015)		4, Roger Garidel, Utah (1971)		
Pass Comp.	47, Chase Holbrook, New Mexico St. (2007)	INT Return	100, Larry Durham, UTEP (1962)		
	47, New Mexico St. (2007)	Field Goals	5, Hawai'i (1981)		
Passing Yards	585, Robbie Bosco, BYU (1985)		5, Washington St. (2003)		
	585, BYU (1985)	Long FG	56, Owen Pochman, BYU (2000)		
Long Pass	98, Jack Steptoe from Dan Hagemann, Utah (1976)	Punts	13, Lonnie Crittenden, UTEP (1962)		
Total Plays	84, Brad Smith, Missouri (2005)			13, UTEP (1962)	
	105, Missouri (2005)			13, UTEP (1983)	
Total Off.	592, Robbie Bosco, BYU (1985)	Long Punt	89, Jeff Babcock, Colorado St. (2004)		
	822, Fresno State (2013)	Punt Return	95, Morris Owens, Arizona St. (1972)		
TD Passes	7, Derek Carr, Fresno State (2013)	KO Return	100, Cedric Johnson, UTEP (1996)		
	7, Fresno State (2013)		100, Ivory McCann, Texas Tech (2001)		
	7, UTEP (1967)				

**30****62**

Game 1: 9/1/2018
Albuquerque, N.M.
Att: 18,213

ALBUQUERQUE, N.M. — New Mexico racked up 680 yards of total offense and Tevaka Tuioti accounted for five touchdowns including four passing as the Lobos blitzed Incarnate Word 62-30 in the season opener for both teams. The Lobos now prepare to head to Camp Randall to take on a top-10 team in Wisconsin next Saturday at 11 a.m. Central Time.

Tuioti was brilliant in just his second career start. He led UNM to touchdowns on his first four drives. After Incarnate Word opened the game with a touchdown to go up 7-0, Tuioti went to work. He tied the game up with a 10-yard strike to Marcus Williams, and then he gave UNM the lead for good with a 12-yard run, which capped off a 66 yard drive. On the next drive, Tyrone Owens went over from 6 yards out for a 21-7 lead and then Tuioti on 3rd-and-12 hit Patrick Reed for a 69-yard touchdown pass for a 28-7 first quarter lead.

Incarnate Word eventually answered with a 90-yard run by Ra'Quanne Dickens to make it 28-13, but even that didn't work out for the Cardinals and Dickens was hit with an unsportsmanlike conduct penalty, his second of the game, earning an ejection.

After a field goal made it 28-16 with 1:01 to go, a wild sequence led to UNM scoring a back-breaking touchdown. Tuioti threw a deep interception, giving the ball back to Incarnate Word, but Willie Hobby forced a fumble and UNM recovered with 14 seconds to go in the half. Tuioti took over and immediately hit Elijah Lilly with a 51-yard touchdown strike and UNM took a 35-16 lead into the break.

UNM tacked on 13 more points in the third quarter with another Owens touchdown run, this from two yards, and another Williams touchdown catch, this from 33 yards. That made it 48-16. While UNM's offense was scoring seven touchdowns on 12 drives, UNM's defense allowed just one over that same stretch.

In the fourth quarter, both offenses kept rolling as both teams subbed liberally. Coltin Gerhart scored on a 1-yard run, and Sheriron Jones threw a 22-yard touchdown on third down to Anu Somoye for UNM to finish off a big offensive day.

Box Score (Final)
Gildan New Mexico Bowl
Incarnate Word vs New Mexico (Sep 01, 2018 at Albuquerque, N.M.)

Score by Quarters	1	2	3	4	Total
Incarnate Word	7	9	0	14	30
New Mexico	28	7	13	14	62

Qtr	Time	Scoring play
1st	11:00	UIW - Copeland, Jon 1 yd run (Seidel, Cody kick), 13-75 4:00
	08:54	NM - WILLIAMS, Marcus 10 yd pass from TUIOTI, Tevaka (SHELLEY, Andrew kick), 6-60 1:57
	04:30	NM - TUIOTI, Tevaka 12 yd run (SHELLEY, Andrew kick), 9-66 3:42
	01:36	NM - OWENS, Tyrone 6 yd run (SHELLEY, Andrew kick), 5-60 1:13
	00:00	NM - REED, Patrick 69 yd pass from TUIOTI, Tevaka (SHELLEY, Andrew kick), 3-67 0:51
2nd	07:58	UIW - Dickens, Ra'Quanne 90 yd run (Seidel, Cody rush failed), 1-90 0:15
	01:01	UIW - Seidel, Cody 29 yd field goal, 8-85 2:45
	00:05	NM - LILLY, Elijah 51 yd pass from TUIOTI, Tevaka (SHELLEY, Andrew kick), 1-51 0:09
3rd	13:10	NM - OWENS, Tyrone 2 yd run (SHELLEY, Andrew kick failed), 5-85 1:43
	02:32	NM - WILLIAMS, Marcus 33 yd pass from TUIOTI, Tevaka (SHELLEY, Andrew kick), 12-74 5:29
4th	12:36	NM - GERHART, Coltin 1 yd run (SHELLEY, Andrew kick), 8-39 3:39
	10:10	UIW - Baptiste, Phillip 16 yd pass from Copeland, Jon (Seidel, Cody kick), 6-78 2:20
	02:58	NM - SOMOYE, Anu 22 yd pass from JONES, Sheriron (SHELLEY, Andrew kick), 6-40 3:21
	00:58	UIW - McDuffie, Brandon 4 yd run (Seidel, Cody kick), 5-83 1:55

	UIW	NM
FIRST DOWNS	19	32
RUSHES-YARDS (NET)	34-244	66-319
PASSING YDS (NET)	322	361
Passes Att-Comp-Int	39-19-1	25-15-1
TOTAL OFFENSE PLAYS-YARDS	73-566	91-680
Fumble Returns-Yards	0-0	0-0
Punt Returns-Yards	2-11	1-9
Kickoff Returns-Yards	5-93	3-49
Interception Returns-Yards	1-6	1-0
Punts (Number-Avg)	6-33.0	3-48.7
Fumbles-Lost	3-1	1-1
Penalties-Yards	8-69	7-48
Possession Time	24:10	35:50
Third-Down Conversions	5 of 15	5 of 11
Fourth-Down Conversions	0 of 2	2 of 3
Red-Zone Scores-Chances	4-4	5-6
Sacks By: Number-Yards	0-0	3-16

RUSHING: Incarnate Word-Dickens, Ra'Quanne 7-110; King, Ameer 7-81; Fields, Dorland 6-31; Copeland, Jon 9-8; Philo, Keyondrick 2-7; Baptiste, Phillip 1-5; Williams, Kam 1-2; Henderson, Gunnar 1-minus 4; McDuffie, Brandon 0-4. New Mexico-SHULER, Zahneer 5-90; OWENS, Tyrone 20-58; TUIOTI, Tevaka 11-54; DAVIS, Ahmari 7-39; GRAY, Micah 7-23; JONES, Sheriron 4-18; VIGILANT, Daevon 4-16; LILLY, Elijah 1-14; GERHART, Coltin 5-11; TEAM 2-minus 4.

PASSING: Incarnate Word-Copeland, Jon 17-36-1-328; Brophy, Sean 2-3-0-minus 6. New Mexico-TUIOTI, Tevaka 13-21-1-327; JONES, Sheriron 1-3-0-22; GERHART, Coltin 1-1-0-12.

RECEIVING: Incarnate Word-Baptiste, Phillip 6-112; Johnson, Lamont 4-103; Edwards, Kody 4-61; Dickens, Ra'Quanne 2-38; Williams, Kam 1-14; Campbell, Jaelin 1-2; Philo, Keyondrick 1-minus 8. New Mexico-LILLY, Elijah 2-61; WILLIAMS, Marcus 2-43; GRIFFIN IV, Jay 2-43; UMEH, Anselm 2-37; SOMOYE, Anu 2-34; REED, Patrick 1-69; DRENNAN, Q' 1-40; HART-JOHNSON, Delane 1-32; DICKEY, Brayden 1-4; DAVIS, Ahmari 1-minus 2.

INTERCEPTIONS: Incarnate Word-Tolds, Ce'Cori 1-6. New Mexico-BURRELL, Jalin 1-0.

FUMBLES: Incarnate Word-Dickens, Ra'Quanne 1-0; King, Ameer 1-0; Baptiste, Phillip 1-1. New Mexico-TUIOTI, Tevaka 1-1.

Incarnate Word (0-1) vs. New Mexico (1-0)
 Date: Sep 01, 2018 • Site: Albuquerque, N.M. • Stadium: Dreamstyle Stadium
 Attendance: 18213

Kickoff time: 6:05 pm • End of Game: 9:38 • Total elapsed time: 3:35
 Officials: Referee: Vidal Jones; Umpire: Chris Booker; Linesman: Bill Scott;
 Line Judge: Jeffrey Milkus; Back Judge: Michael Aaronian; Field Judge: Gabriel DeLeon;