

THE UNIVERSITY OF NEW MEXICO LOBOS

Men's Basketball Game Notes

@UNMHoops

www.GoLobos.com

#GoLobos

2016-17 Schedule

Date	Opponent	TV	Time/Score
11-2	Western N.M. (Ex.)	TBA	W, 113-57
11-4	Eastern N.M. (Ex.)	TBA	W, 88-66

11-11	Idaho State	ROOT	W, 81-70
11-14	Houston Baptist	ROOT	W, 95-79
11-18	New Mexico State	ESPN3	W, 72-59

Wooden Legacy Classic

11-24	Virginia Tech	ESPN	L, 92-72
11-25	CSUN	ESPNU	W, 105-89
11-27	Dayton	ESPNU	L, 64-57

11-30	Abilene Christian	ROOT	W, 64-55
12-3	at Illinois State	ESPN3	L, 79-74
12-7	UTEP	ROOT	W, 78-77
12-10	at New Mexico State	ESPN3	L, 84-71
12-17	Arkansas-Pine Bluff	ROOT	W, 83-43
12-20	at Arizona	PAC-12	L, 77-46

12-28	Fresno State*	ESPN3	W, 78-73
1-1	at San Diego State*	CBSSN	W, 68-62
1-4	at Utah State*	ESPNU	L, 79-75
1-7	Nevada*	ESPN2	L, 105-104
1-10	UNLV*	ESPN3	L, 71-66
1-14	at Colorado State*	ROOT	W, 84-71
1-17	at Boise State*	ESPNU	W, 81-70
1-21	Wyoming*	CBSSN	W, 78-71
1-24	Utah State*	ESPNU	W, 74-61
1-28	at Nevada*	CBSSN	L, 82-65
2-1	at UNLV*	CBSSN	W, 80-77
2-4	San Jose State*	ROOT	L, 78-68
2-8	at Air Force*	ROOT	W, 74-67
2-14	Boise State*	CBSSN	W, 78-73
2-18	at Fresno State*	CBSSN	L, 71-61
2-21	Colorado State*	CBSSN	L, 68-56
2-25	at Wyoming*	ESPN3	L, 82-71
3-4	San Diego State*	CBSSN	W, 64-59

Mountain West Tournament

(Thomas & Mack Center - Las Vegas, Nev.)

3-9	Fresno State	CBSSN	3:30 p.m.
3-10	Semifinals	CBSSN	7 p.m.
3-11	Championship	CBS	TBA

BOLD Denotes Home Games

*Denotes Mountain West Game

All times listed are Mountain Times

Game times are subject to change



New Mexico

Lobos

Record: 17-13 (10-8 MW)
Conference: Mountain West
Head Coach: Craig Neal (4th Season)
Record at UNM: 76-51
Career Record: Same



Fresno State

Bulldogs

Record: 19-11 (11-7 MW)
Conference: Mountain West
Head Coach: Rodney Terry
Record at FS: 104-95 (6th Season)
Career Record: 104-95

Media Information

Tip-Off: 3:30 p.m. MT

TV: CBSSN

Brent Stover (Play-by-Play)

Bob Wenzel (Analyst)

Evan Washburn (Reporter)

Comcast: 274/838 (HD)

DISH: 158

DirecTV: 221

Radio: 770 AM KKOB

Robert Portnoy (Play-By-Play)

Hunter Greene (Analyst)

Stats: Live stats available through
Lobos.Statbroadcast.com

ABOUT THE MATCH-UP

- The University of New Mexico Lobos will enter the 2017 MW Championships looking to win for the fourth time in six years. Prior to last two seasons, New Mexico became the first program in Mountain West history to win back-to-back-to-back conference tournaments from 2012-2014. UNM and San Diego State are tied for the most MW tournament championships with four among all league members past and present.
- New Mexico and Fresno State will face off for the 26th time in program history on Thursday in the quarterfinals of the Mountain West Tournament. This will be the second meeting against the Bulldogs in Mountain West Tournament action.
- The Lobos are 15-10 against the Bulldogs. The Lobos lead the Bulldogs in Mountain West Tournament play, 1-0. The Lobos met the Bulldogs in quarterfinals of the 2014 MW Tournament and defeated the Bulldogs 93-77. The Lobos went on to win the MW Championship that year as the No. 2 seed.
- Earlier this season, the Lobos claimed a 78-73 victory over the Bulldogs in WisePies Arena - The Pit, but fell later in the year on the road, 71-61 on Feb. 18. The past three seasons, the Bulldogs and the Lobos have split the regular season series.
- New Mexico finished the MW regular season in fifth place with a 10-8 record. They come into the match-up with a 17-13 overall record and are coming off a big 64-59 victory over San Diego State last Saturday.
- Elijah Brown continues to lead the team, averaging 18.9 ppg this season and 20.7 ppg in conference games. Both of those numbers are second among the conference.
- As a team, the Lobos are shooting a league-best 46.1 percent from the field. They also lead the league in free throw percentage and are 35th in the nation at 75.2 percent.
- Fresno State comes into the meeting with a 19-11 overall record and a fourth-place finish in the MW with an 11-7 record. The Bulldogs are currently on a five-game winning streak. Last week they won at Boise State, 74-67 and defeated UNLV in their final home game 72-59.

PROBABLE STARTERS

Pos.	No.	Name	PPG	RPG	APG	MISC.
G	3	Jordan Hunter (So., 5-11, Beaumont, Texas)	5.8	2.1	2.5	84.9% FT
G	4	Elijah Brown (Jr., 6-4, Orange County, Calif.)	18.9	5.2	3.1	83.0% FT
C	11	Obij Agat (Sr., 7-1, Juba, South Sudan)	5.9	3.9	0.4	1.4 Blk/g
G/F	14	Dane Kuiper (So., 6-7, Wasilla, Alaska)	5.9	2.9	1.3	41.7% FG
F	32	Tim Williams (Sr., 6-8, Flossmoor, Ill.)	17.5	7.0	1.5	56.9% FG

OFF THE BENCH

Pos.	No.	Name	PPG	RPG	APG	MISC.
G/F	1	Aher Uguak (Fr., 6-7, Edmonton, Canada)	1.2	0.7	0.4	Made 2 starts
G	5	Jalen Harris (Fr., 6-2, Wilson, N.C.)	4.5	1.9	2.3	Started 18 games
G/F	20	Sam Logwood (Jr., 6-7, Indianapolis, Ind.)	7.4	3.6	1.1	44.8% FG
G	21	Xavier Adams (Jr., 6-4, Flower Mound, Texas)	3.9	2.3	0.2	Out For Season (ACL)
F	22	Holt Shelley (Fr., 6-9, Cliff, N.M.)	0.0	0.0	0.0	Cliff HS
F	23	Joe Furstinger (Jr., 6-9, Rancho Santa Margarita, Calif.)	3.3	2.9	0.6	52.8% FG
G/F	24	Damien Jefferson (Fr., 6-5, East Chicago, Ind.)	5.4	2.4	1.1	43.7% FG
G	30	Adam Cumber (So., 6-2, Albuquerque, N.M.)	0.0	0.0	0.0	2 games last yr
G	31	Anthony Mathis (So., 6-3, West Linn, Ore.)	2.9	1.0	0.8	25 games last yr
F	55	Connor MacDougall (So., 6-9, Tempe, Ariz.)	4.2	2.0	0.1	47.1% FG

By the Numbers

2016-17 Statistics

Statistic	All Games (MW Rank)	MW Games
Scoring:	74.1 (5th)	73.6 (5th)
Scoring Defense:	72.9 (7th)	73.3 (6th)
Scoring Margin:	+1.2 (T7th)	+0.3 (6th)
Field Goal %:	46.1% (1st)	45.7% (1st)
Def. Field Goal %:	43.5% (8th)	43.2% (7th)
3-Point FG %:	32.9% (9th)	34.7% (6th)
Def. 3-Point FG %:	37.0% (10th)	35.2% (8th)
Free Throw %:	75.2% (1st)	75.4% (1st)
Rebounding:	34.5 (10th)	34.9 (9th)
Rebounding Defense:	33.8 (2nd)	34.0 (4th)
Reb. Margin:	+0.6 (7th)	-0.1 (6th)
Assists:	13.5 (6th)	13.3 (6th)
Turnover Margin:	+0.4 (5th)	-0.3 (T7th)
Asst/TO Ratio:	1.0 (T6th)	1.1 (T4th)
Steals:	6.1 (4th)	5.7 (T7th)
Blocks:	3.5 (7th)	3. (6th)

Returning vs. Lost

Team Totals Returning From Last Year

	Returning	Lost
Minutes:	5,022 (78.1%)	1,303 (20.2%)
Scoring:	1,996 (82.1%)	436 (19.0%)
Rebounding:	928 (79.0%)	140 (12.0%)
Assists:	307 (66.6%)	154 (33.4%)
Steals:	143 (82.2%)	37 (20.5%)
Blocks:	129 (99.2%)	1 (0.7%)
Free Throws:	480 (83.0%)	98 (16.9%)
Three Pointers:	138 (70.4%)	58 (29.5%)

KenPom.com

New Mexico in 2016-17 (125)

Category	Offense	Defense	D-I Avg
Adj. Efficiency	106.8 131	103.5 156	104.7
Adj. Tempo	69.2 116	68.2	
Avg. Poss. Length	16.7 103	17.4 211	17.3
Four Factors			
Effective FG%:	50.4 179	50.8 191	50.5
Turnover %:	18.4 162	19.0 146	18.6
Off. Reb. %:	27.0 252	28.1 125	29.3
FTA/FGA:	46.2 1	37.9 225	35.4

Miscellaneous Components

3P%:	32.7 276	37.0 280	35.0
2P%:	50.9 102	47.8 120	49.3
FT%:	75.2 38	68.6 73	70.3
Block%:	8.2 100	10.3 111	9.2
Steal%:	10.7 335	8.7 173	8.7

Style Components

3PA/FGA:	26.3 343	39.9 291	36.4
A/FGM:	53.6 142	57.2 289	52.5
Defensive Fingerprint:		Inconclusive	

Point Distribution (% of total points)

3-Pointers:	19.0 347	34.7 42	30.4
2-Pointers:	55.3 41	45.0 317	49.8
Free Throws:	25.6 2	20.3 143	19.8

Strength of Schedule

Components:	105.3 116	103.2 98	104.7
Overall:	+2.15 96		0.00
Non-conference:	-0.90 194		0.00

Personnel

Bench Minutes:	41.7% 11		32.0%
Experience:	1.59 yrs 220		1.70
Minutes Continuity:	64.7% 48		49.5%
Average Height:	77.9" 36		76.8"

New Mexico Game Notes

LAST TIME OUT

The Lobos ended the Mountain West regular season with a 64-59 victory over San Diego State last Saturday on Senior Night. The Lobos and the Aztecs got off to a slow start in the first half as San Diego State was just 1-of-9 from the field and the Lobos were 2-of-14. The Lobos went on an 11-5 run that finished out the half and gave them a 25-24 lead. A 16-2 run in the second half, gave the Lobos the momentum to push to their biggest lead of the night of 15 at the 13:45 mark. SDSU cut the Lobos' lead to six but the Lobos were 6-of-8 from the free throw line in the final minute of the game.

SWEEP ALERT

With the Lobos win over San Diego State Saturday and the Lobos win against the Aztecs on Jan. 1, this season marks the first season since 2005 that the Lobos have swept the Aztecs in regular season conference play.

SENIOR NIGHT

Saturday was an emotional night for the Lobos. Not only did they get a victory over rival SDSU, but the Lobos honored four seniors in Estevan Sandoval (manager), Devon Williams, Tim Williams and Obij Agat. The four senior were escorted on to the court with their loved ones and honored with jerseys. Coach Neal took the mic and talked about each senior while the seniors were given a chance to address the crowd as well. With Obij Agat's family being in a different country, his teammates were the ones that stood behind him on this emotional evening.

BROWN, WILLIAMS NAMED MW ALL-CONFERENCE

University of New Mexico men's basketball players Elijah Brown and Tim Williams have each been honored by the league coaches in the 2017 All-Mountain West Conference selections, announced Tuesday. Brown was named to the All-MW Second Team, while Williams picked up All-MW Third Team honors.

BROWN, WILLIAMS HONORED BY MW MEDIA MEMBERS

On Sunday, Elijah Brown and Tim Williams were honored by the Mountain West media. Brown was selected to second team while Williams earned honorable mention honors.

BROWN NAMED USBWA ALL-DISTRICT HONOREE

Elijah Brown picked up one more honor on the week, this coming from the U.S. Basketball Writers Association. Brown was named an All-District honoree for the second straight season.

TIM WILLIAMS IS BACK

After missing seven games in the MW regular season, Tim Williams has returned. He played 31 minutes in his first game back against San Diego State on Saturday and scored 10 points and tallied six rebounds. Williams suffered a stress reaction in his left foot following the Nevada game on Jan. 28. He finished conference action, averaging 16.9 points per game and 7.1 rebounds per game.

BROWN BREAKS MW JUNIOR FREE THROW RECORD

Elijah Brown made 15 free throws on Saturday night, which gives him the Mountain West free throw record for a junior, making 125 this season. Brown also holds the sophomore record. Last season, he made 137 free throws in MW action. The senior record is also a guy from UNM, going to Ruben Douglas ('03). He made 158 in his senior season.

BEST SHOOTING TEAM IN THE LEAGUE

Through the 18 conference games, the Lobos are the best shooting team among the league. The Lobos are shooting 45.7 percent. On the season, they are also the best shooting team in league play at 46.1.

AGET REACHES 500 REBOUNDS

Obij Agat reached the feat of 500 career rebounds against San Diego State on Saturday. He needed just seven going into the game and had nine rebounds in the first half. Agat is the 32nd Lobo in program history to reach at least 500 rebounds in his career.

BIG O WITH THE BLOCKS

Obij Agat added more blocks to his resume on Saturday. In the last five games Agat has averaged 3.0 blocks per game. Agat, who is the tallest student-athlete in the Mountain West, is known for his presence on defense. He is averaging 1.4 blocks per game on the season and 1.72 blocks per game in conference action which ranks fifth in the MW. He had a career-high seven blocks back on Jan. 10. It was the best block

New Mexico Game Notes

performance since the 1999-2000 seasons when two players recorded seven in a game. Luc Longley owns the block record with 10 in a single game. With two blocks against SDSU Saturday, Aget now take over sixth on the all-time list with 127, passing Rob Loeffel (126 blocks from 1986-89). Wayland White (1999-01) is fifth on the list with 137. Longley is the all-time leader in blocks with a total of 336. Longley also owns the single season record with 117 (1989-90).

GETTING TO THE FREE THROW LINE

The Lobos continue to be among the top of the nation in free throws. The Lobos have moved back to first this week in the country in KenPom's free throw rate and second in Free Throw Point Distribution. New Mexico has a 46.2 free throw rate and receives 25.6 percent of their points from the line. The Lobos are shooting 75.2 percent from the foul line which is first in the Mountain West and is 35th in the nation. Their opponents free throw rate is 37.9 and the average D-I free throw rate is 35.4.

LOBOS' LAST EIGHT WINS

Looking at the Lobos' last eight wins, they had three players average just above seven points per game in Obij Aget (7.8), Sam Logwood (7.3) and Jordan Hunter (7.0). As a team, the Lobos have shot 47.1 percent from the field, 39.1 percent from the three and 76.3 percent from the foul line. The Lobos have held their opponents to a 28.2 shooting percentage from the three and have held their opponents to a 68.6 points per game average.

OTHER NUMBERS AMONG THE NATION

The Lobos are 18th in the nation in free throws made. The Lobos have made a total of 570 this season. They also rank 26th in free throw attempts with 758. The Lobos are first among the conference in makes and second in attempts. In program history, the most free throws attempted in a season is 896 and the most made in a season is 626. In conference actio, the most free throws attempted in a conference season in program history is 476 and the most made is 354. The Lobos' 75.2 percentage from the charity stripe is first in the Mountain West. The current school record for free throw percentage is 75.7 in 1997-98.

BROWN AT THE LINE

Elijah Brown made 14-of-14 against Fresno State on Dec. 26, which was the third best in program history. He is 29-of-29 in Mountain West openers as he went 15-of-15 against Nevada in last year's MW opener. He continued his streak, making 8-of-8 at SDSU. That streak ended against Utah State on Jan. 4 as he missed his first free throw attempt against the Aggies. He made 26 straight which is his second longest streak. Last season, his longest streak was 31 straight free throws. The program record in 52 consecutive made free throws. Brown ranks 15th in the nation in Free Throw Attempts (218) which is first in the league. He is also ninth in the country in Free Throws Made (181) which is also first among the Mountain West and eighth on the all-time list for most free throws made in a season.

LOGWOOD'S LAST EIGHT GAMES

In the Lobos' last eight games, Sam Logwood has really put together some big performances for the Lobos. In those last eight games, Logwood has averaged 11.5 points per game. He is shooting 47.3 percent from the field and 40.0 percent from the three. He also averaged 6.1 rebounds per game.

MACDOUGALL STEPS UP

Against Wyoming on Feb. 25, a new face stepped up his game and led the Lobos. Redshirt sophomore Connor MacDougall put together a career-high performance of 17 points. He was 4-for-6 from the field and 9-for-12 from the foul line. He also brought down six rebounds. On the season, MacDougall is averaging 4.2 points per game and 2.0 rebounds per game. He is shooting 47.0 percent from the field and 81.1 percent from the free throw line.

MATHIS OFF THE BENCH

On Feb. 25 against Wyoming, Anthony Mathis came off the bench and scored a season-high 13 points. He came in at the 10:55 mark and scored seven straight points between 8:05 and 7:16 in the first half, tying the game up 19-19. He finished the game on a 5-of-7 effort from the field,

Associated Press Poll

(As of 3-6-2017)

Place	School (1st Place Votes)
1	Kansas (59)
2	Villanova (2)
3	UCLA (3)
4	Gonzaga (1)
5	Oregon
6	North Carolina
7	Arizona
8	Kentucky
9	Baylor
10	Louisville
11	West Virginia
12	SMU
13	Purdue
14	Duke
15	Cincinnati
16	Florida State
17	Florida
18	Butler
19	Saint Mary's (Calif.)
20	Wichita State
21	Virginia
22	Notre Dame
23	Iowa State
24	Wisconsin
25	Maryland

Others receiving votes: Middle Tennessee 28, Oklahoma State 23, Minnesota 22, Michigan 16, Dayton 11, Seton Hall 9, Southern Cal 6, Providence 5, Vermont 3, Arkansas 2, Miami 2, VCU 2, Wake Forest 2, Creighton 1, Michigan State 1, Princeton 1, UNC Wilmington 1.

MW Standings

Place	School	MW	Overall
1st	Nevada	14-4	25-6
2nd	Colorado State	13-5	21-10
3rd	Boise State	12-6	19-10
4th	Fresno State	11-7	19-11
5th	New Mexico	10-8	17-13
6th	San Diego State	9-9	17-13
7th	Wyoming	8-10	18-13
8th	Utah State	7-11	13-16
8th	San Jose State	7-11	14-15
10th	Air Force	4-14	11-20
10th	UNLV	4-14	11-20

MW Preseason POLL

Place	School (1st Place Votes)	Points
1st	San Diego State (23)	293
2nd	Nevada	253
3rd	New Mexico (3)	249
4th	Fresno State (1)	200
5th	Boise State	164
6th	Utah State	153
7th	Colorado State	146
8th	UNLV	120
9th	Air Force	90
10th	Wyoming	73
11th	San Jose State	41

Head-To-Head History

Date	Winner	Score	Location
12-29-47	Fresno State	57-49	Fresno
12-30-47	Fresno State	47-43	Fresno
3-19-85	Fresno State	66-55	Fresno
1-7-93	New Mexico	85-64	Albuquerque
2-25-93	Fresno State	71-57	Fresno
3-11-93	New Mexico	72-48	at Salt Lake
1-10-94	Fresno State	69-65	Fresno
2-26-94	New Mexico	82-67	Albuquerque
1-2-95	New Mexico.	74-66	Albuquerque
3-2-95	New Mexico	72-69	Fresno
1-2-96	Fresno State	76-75	Fresno
3-2-96	New Mexico	86-84	Albuquerque
3-8-96	New Mexico	104-99 (3OT)	Albuquerque
1-4-99	Fresno State	86-80	Fresno
2-13-99	New Mexico	83-81	Albuquerque
1-12-13	New Mexico	72-45	Albuquerque
2-13-13	New Mexico	54-48	Fresno
1-18-14	New Mexico	89-78	Fresno
3-13-14	New Mexico	93-77	at Las Vegas
12-31-14	New Mexico	76-64	Albuquerque
2-28-15	Fresno State	59-55	Fresno
1-2-16	New Mexico	77-62	Fresno
2-27-16	Fresno State	92-82	Albuquerque
12-28-16	New Mexico	78-73	Albuquerque
2-18-17	Fresno State	71-61	Fresno

New Mexico is 15-10 against Fresno State. The Lobos have only faced Fresno State once in the MW Tournament on 3-13-14. Lobos came out on top in the quarterfinal game 93-77. The Lobos went on to win the tournament championship that season.

The Pit in the MW ERA

Year	Avg. Attendance (NCAA Rank)	MW Rank
1999-00	16,443 (8th)	1st
2000-01	16,418 (8th)	1st
2001-02	16,426 (7th)	1st
2002-03	15,186 (12th)	1st
2003-04	14,679 (15th)	2nd
2004-05	14,309 (14th)	1st
2005-06	13,387 (21st)	1st
2006-07	12,853 (23rd)	1st
2007-08	14,361 (18th)	1st
2008-09	13,994 (17th)	1st
2009-10	13,595 (22nd)	2nd
2010-11	14,570 (16th)	2nd
2011-12	14,455 (16th)	2nd
2012-13	15,022 (16th)	2nd
2013-14	15,212 (16th)	1st
2014-15	14,571 (18th)	1st
2015-16	13,031 (23rd)	1st

*The \$60 million dollar renovation to The Pit added a suite level and lowered the maximum capacity from 18,018 to 15,411 starting with the 2010-11 season.

Lobos in the NBA

NBA Team	Name (Years as a Lobo)
Milwaukee Bucks:	Tony Snell (2010-13)

New Mexico Game Notes

three of those coming behind the arc. In his 10 games played this season, Mathis is averaging 2.9 points per game and is shooting 40.0 percent from the field and 31.6 percent from the three.

LOGWOOD'S FIRST CAREER DOUBLE-DOUBLE

Against the Cowboys on Feb. 25, Sam Logwood put together his first career double-double. He finished the game with 12 points and 11 rebounds. His 11 rebounds was a career-high. He was 4-of-9 from the field and perfect from the free throw line in four attempts. He also added one steal. On the season, Logwood is averaging 7.5 points per game, which is third on the team. He is shooting 45.0 percent from the field.

ROAD WARRIORS

The win at Air Force marked the first win on the road against the Falcons since the 2011-12 season. The Lobos were 5-2 at the time on the road in conference action. The Lobos claimed victories at San Diego State (Jan. 1), Colorado State (Jan. 14), Boise State (Jan. 17), UNLV (Feb. 1) and Air Force (Feb. 8). Craig Neal and the Lobos are the first team in Mountain West history to win on the road at San Diego State, Colorado State and Boise State in the same season.

INJURY BUG

This season, the Lobos have been hit with the injury bug. Elijah Brown missed one month of preseason practices due to hamstring. Xavier Adams is out for the season due to an ACL tear on Jan. 4 at Utah State. The Lobos have had three concussion protocols, resulting in 30 days. Jordan Hunter missed 10 days (two games: Utah State & Nevada) due to an ankle injury. Tim Williams missed two games (Illinois State & UTEP) due to a concussion. Connor MacDougall missed three games due to concussion and Dane Kuiper was out due to concussion protocol, missing two games but is back in action. Williams missed eight games due to a stress reaction in his foot. He has been cleared to do limited activity and start practicing.

BROWN EARNS PLAYER OF THE WEEK

Elijah Brown was named Mountain West Player of the Week on Jan. 23. He led the Lobos that week, averaging 24.5 points per game, 8.5 rebounds per game and 3.5 assists per game. Against Boise State, he had 16 points, seven rebounds and four assists. Against Wyoming, he finished with 33 points and 10 rebounds, his first double-double of the season.

WILLIAMS' CAREER

For his career, Williams is shooting 58.4 percent which ranks 29th among active Division I players. He is 11th among active D1 players with a total of 1,924 career points, third with 1,924 points and 846 rebounds and third in career field goals made at 750.

LOBOS FINISH FALL SEMESTER WITH 3.0 GPA

The University of New Mexico men's basketball team continues to succeed in the classroom as the Lobos finished the 2016 Fall semester with a 3.0 grade point average, the third-best GPA in program history, as released by the athletic department Friday. The high grade mark continues the trend under four-year head coach Craig Neal. The Lobos have posted a GPA of 2.7 or higher all seven semesters in which he has been head coach. It continues the longest streak of its kind in program history. The team has reached a 2.7 or higher in the last 17 of 18 semesters.

TIM WILLIAMS PASSING 1,500

With a game-high 17 points against Colorado State last season, Tim Williams crossed the 1,500 point milestone for his career. Prior to joining the Lobos, Tim Williams became the first sophomore ever to score 1,000 points in a career at Samford. He has scored a total of 343 points this season, bringing his career total to 1,914. That number ranks eighth among active Division I players. He is 86 points away from reaching 2,000. As a Lobo, he is close to reaching 1,000 points. He currently has a total of 896.

BROWN REACHES 1,000 POINTS AS A LOBO

Going into the CSU game on Jan. 14, Elijah Brown needed just 16 points to reach 1,000 points in his Lobo career. With his first made three of the second half he accomplished the feat and became the 34th player in Lobo history that has reached 1,000 points in Lobo career. Brown needed just 50 games to reach 1,000 career Lobo points, which goes down as one of the fastest Lobos to reach the feat. He is just the sixth player in Lobo history to reach 1,000 in two seasons. He now has a total of 1,190.

#PIT50 GAME

New Mexico Game Notes

With The Pit being built in 1966, this season marks the 50th anniversary of The Pit. The Lobos celebrated on Nov. 30 by taking on its first-ever opponent in The Pit, Abilene Christian on Wednesday. The Lobos pulled away in the second half to claim a 64-55 victory over the Wildcats, which was the same scoring margin as the first game played (62-53).

WILLIAMS NAMED NABC ALLSTATE GOOD WORKS NOMINEE

Tim Williams was named an NABC Allstate Good Works nominee last week on Wednesday. This distinguished award shines a spotlight on a select group of student-athletes who have shown dedication to community service and altruism in their communities. The nomination is due to Williams' standout performance as a student-athlete and representative of Lobo Basketball. The 6-foot-8 senior is involved in many activities around the Albuquerque community. He has spent time volunteering with Lobo summer camps, Heart Gallery Stocking Stuffing, visiting the UNM Children's Hospital and handing out candy to children at the Lobo Howl-o-Ween event in The Pit. Williams not only succeeds on the court but in the classroom as well. Last season, he was a big part in the Lobos breaking their fall semester grade point average. The team finished with a 3.30. Williams finished the year with a 3.44 GPA and has a cumulative GPA of 3.42.

BREAKING RECORDS

At the Wooden Legacy Classic, the Lobos broke a few records in their game with CSUN. The Lobos' 105 points against the Matadors is the most any team has ever scored in a Wooden Legacy Classic game. Also in that game, the Lobos shot 64.9 percent from the field, which goes down as the best shooting percentage in a game at the Wooden Legacy. The Lobos scored 54 points in the first half against the Matadors, which is a record for first half points scored in a game at the tournament and ties the most points in any half record at the Wooden. The total number of points between the two teams, 194, is the most scored in a Wooden Legacy game.

WILLIAMS EARNS ALL-TOURNAMENT HONORS

At the Wooden Legacy Classic, Tim Williams earned All-Tournament honors after his stellar performance throughout the tournament for the Lobos. He averaged 18.7 ppg which was fourth among all the participants at the tournament. He also picked up 7.3 rebounds a game which was third among the field. He leads the Lobos with 20.8 ppg and 8.0 rpg. He is shooting 62 percent from the field and 80.4 percent from the foul line.

WILLIAMS EARNS FIRST MW PLAYER OF THE WEEK HONOR

Tim Williams picked up his first career Mountain West Player of the Week honor on Monday, Nov. 21. He led the Lobos to a pair of victories with a career-high 31 points against Houston Baptist and a team-high 20 points against NMSU. Against HBU, he finished with 11 rebounds, which was his second straight double-double of the season.

TIM WILLIAMS' CAREER NIGHT

It was Tim Williams' night against Houston Baptist on Nov. 14, as he went off for a career-high 31 points, shooting 10-for-11 from the field and 11-for-12 from the foul line. He also finished with 11 rebounds for his second straight double-double. The double-double marks his eighth in his career. Of his 31 points, 14 came in the first half. He was perfect from the field (6-for-6) and from the foul line (2-for-2).

NEAL ADDS PARKS FOR 2017-18

Mike Parks, a 6-9 forward, commits to New Mexico from Southwest Mississippi Community College in Summit, Miss. Last year, he played at Missouri State – West Plains and averaged 8.3 points per game and 4.3 rebounds per game in 16 games. He shot 64 percent from the field, which ranked in the top 10 of the NJCAA. So far this season for the Bears, he is averaging 9.0 points and shooting 75 percent through four games.

NLI SIGNING DAY

High school prospects Isaiah Poor-Bear Chandler of Omaha Central High School and Chris Sodom of Tennessee Prep pledged to join the Lobos as freshmen beginning the 2017-18 season on signing day last week. Poor-Bear Chandler, a 6-foot-9 forward, chose New Mexico over Wichita State, among others. Chandler, a four-star recruit by ESPN, averaged 13 points, 8.5 rebounds and more than three blocks per game as a junior as Central qualified for the Class A State tournament. During the summer time, Poor-Bear Chandler plays for the Omaha Elite AAU team. Sodom, a 7-foot-3 center originally from Nigeria, chose New Mexico over offers from TCU and Purdue. He lived in the Houston area before moving to Tennessee this school year. Sodom, a four-star recruit by ESPN, played for the Houston Defenders' AAU squad.

LOBOS PICKED TO FINISH THIRD

The Mountain West Preseason Poll was announced at Media Day in Las Vegas, Nevada, on Oct. 12. The Lobos are picked to finish third, receiving three first-place votes. San Diego State is predicted to finish at the top, earning 23 first-place votes. Fresno State, who is picked to finish behind the Lobos, picked up the only other first-place vote. Nevada, who took down the Lobos in the quarterfinals last year of the Mountain West Tournament, is slated to finish second.

BROWN, WILLIAMS EARN PRESEASON MW HONORS

Along with the Lobos being picked to finish third, Elijah Brown was named Mountain West Preseason Player of the Year by the media. Brown was named to the All-Mountain West team along with teammate Tim Williams. This is the first year in Lobo history that the Lobos return two First Team All-Mountain West selections.

BEST FANS IN THE MOUNTAIN WEST

With an average of 13,031 fans per game inside WisePies Arena last season, the Lobos finished 23rd in the nation and tops in the Mountain West Conference. Overall, the Lobos ranked second in the nation to BYU in average attendance for non-Power Five or Big East schools. Most importantly, the Lobos completed 50 straight years in the top-25 nationally in average attendance. Since WisePies Arena was renovated before the 2010-11 season, the Lobos have seen massive support from its fans. On average, WisePies Arena was 85 percent full last season. That was a mark the program did not hit from 2002-2010, but have exceeded it every year since the renovation.

LOBOS EARN NABC TEAM EXCELLENCE AWARD

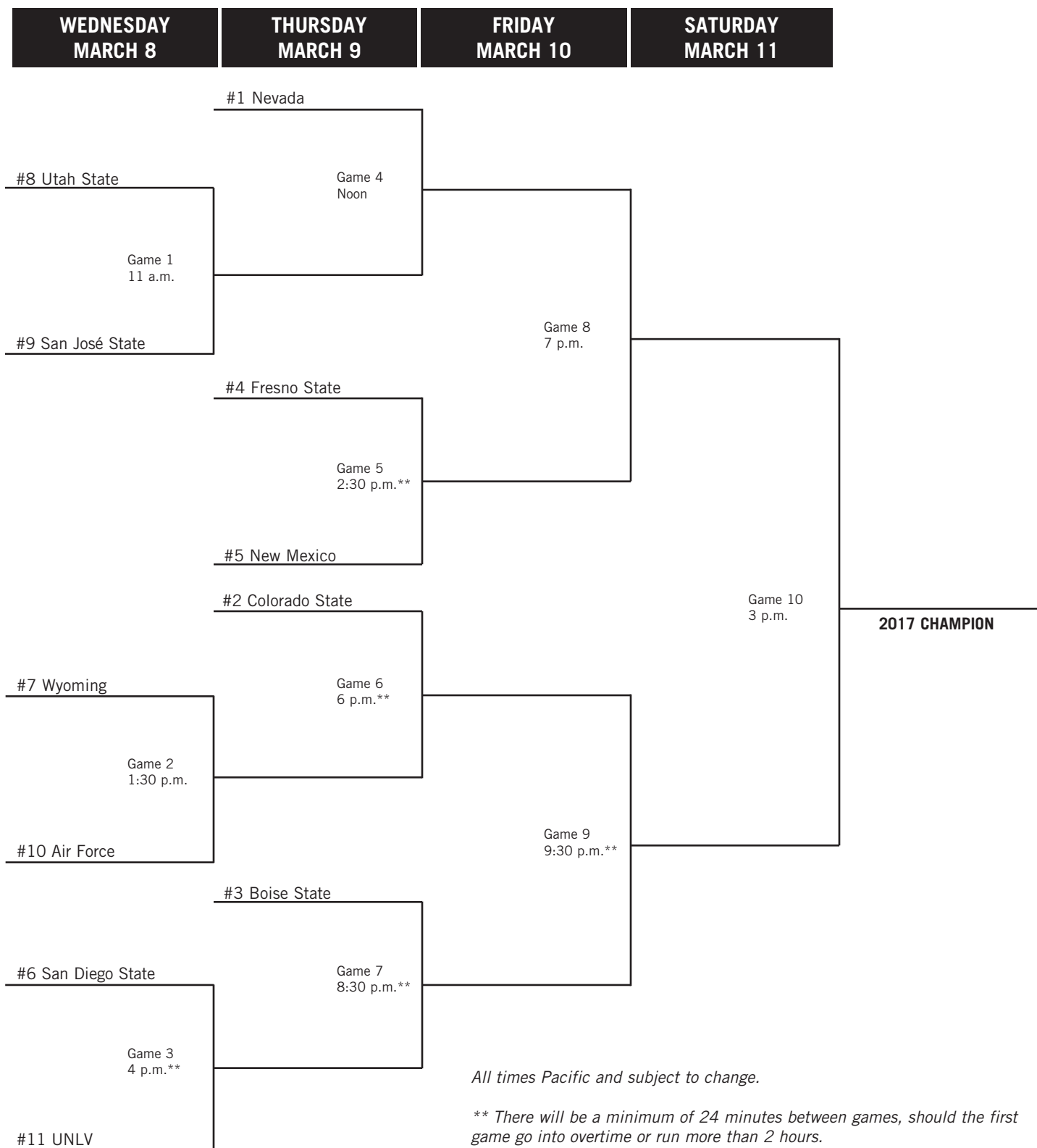
Over the summer, the NABC recognizes outstanding academic achievement by a team with a cumulative grade point average (GPA) of 3.0 or better for the 2015-16 season. The Lobos finished the 2015-16 season with a program record 3.03 GPA for the academic year. The honor places the Lobos in an elite class academically. There are the first Mountain West team to ever receive this honor, now in its fourth year of existence. This year, the NABC recognized 119 collegiate teams across all divisions of the NCAA and NAIA. Of those teams, New Mexico was one of just 25 NCAA Division I Institutions to be honored.

FOUR LOBOS NAMED ON NABC HONORS COURT

Another NABC academic achievement came for the Lobos over the summer as they earned four on the NABC Honors Court. The Lobos had four academic seniors recognized for their GPA of 3.2 or higher. Only five teams in the league had student-athletes named to the Honors Court, with New Mexico holding twice as many honorees as any other MW team. The Lobos were also one of just 63 teams, across all NCAA and NAIA divisions in the country, to have four or more honorees.

2017 MOUNTAIN WEST MEN'S BASKETBALL CHAMPIONSHIP

WEDNESDAY-SATURDAY, MARCH 8-11
THOMAS & MACK CENTER
LAS VEGAS, NEVADA



Western Athletic Conference

1984 (No. 3 seed)

Site: Albuquerque

New Mexico 56, Utah 45

Site: El Paso

New Mexico 64, BYU 55

UTEP 44, New Mexico 38 (championship)

1985 (No. 3 seed)

Site: Albuquerque

New Mexico 62, Colorado State 56

Site: El Paso

San Diego State 98, New Mexico 84

1986 (No. 5 seed at Laramie, Wyo.)

New Mexico 79, BYU 68

Wyoming 56, New Mexico 54

1987 (No. 3 seed at Albuquerque)

New Mexico 92, Colorado State 77

New Mexico 93, BYU 86

Wyoming 64, New Mexico 62 (championship)

1988 (No. 5 seed at Provo, Utah)

UTEP 74, New Mexico 61

1989 (No. 3 seed at Salt Lake City)

New Mexico 74, Air Force 60

UTEP 89, New Mexico 57

1990 (No. 5 seed at El Paso)

UTEP 78, New Mexico 61

1991 (No. 3 seed at Laramie, Wyo.)

Hawai'i 68, New Mexico 67

1992 (No. 3 seed at Fort Collins, Colo.)

New Mexico 89, Wyoming 83

UTEP 83, New Mexico 72

1993 (No. 3 seed at Delta Center / Salt Lake City)

New Mexico 72, Fresno State 48

New Mexico 68, BYU 59

New Mexico 76, UTEP 65 (championship)

1994 (No. 1 seed at Delta Center / Salt Lake City)

New Mexico 61, San Diego State 46

Hawai'i 61, New Mexico 58

1995 (No. 5 seed at Albuquerque)

New Mexico 63, Wyoming 56

Utah 86, New Mexico 50

1996 (No. 2 seed at Albuquerque)

New Mexico 94, San Diego State 75

New Mexico 104, Fresno State 99 (3OT)

New Mexico 64, Utah 60 (championship)

1997 (No. 3 seed - Mountain Division - Las Vegas)

New Mexico 103, San Jose State 70

New Mexico 65, Hawai'i 57

Utah 72, New Mexico 70

1998 (No. 2 seed - Mountain Division - Las Vegas)

New Mexico 60, Tulsa 59

New Mexico 80, TCU 73

UNLV 56, New Mexico 51 (championship)

1999 (No. 2 seed - Pacific Division - Las Vegas)

New Mexico 51, Rice 49

New Mexico 57, SMU 56

Utah 60, New Mexico 45 (championship)

Mountain West Conference

2000 (No. 3 seed at Las Vegas)

BYU 55, New Mexico 43

2001 (No. 4 seed at Las Vegas)

New Mexico 76, Colorado State 65

New Mexico 56, Utah 53

BYU 69, New Mexico 65 (championship)

2002 (No. 6 seed at Las Vegas)

UNLV 120, New Mexico 117 (2OT)

2003 (No. 7 seed at Las Vegas)

BYU 71, New Mexico 56

2004 (No. 5 seed at Denver)

UNLV 55, New Mexico 53

2005 (No. 2 seed at Denver)

New Mexico 85, BYU 71

New Mexico 77, San Diego State 67

New Mexico 60, Utah 56 (championship)

2006 (No. 5 seed at Denver)

UNLV 65, New Mexico 64

2007 (No. 9 seed at Las Vegas)

TCU 62, New Mexico 54

2008 (No. 3 seed at Las Vegas)

Utah 82, New Mexico 80 (OT)

2009 (No. 3 seed at Las Vegas)

Wyoming 75, New Mexico 67

2010 (No. 1 seed at Las Vegas)

New Mexico 75, Air Force 69

San Diego State 72, New Mexico 69

2011 (No. 5 seed at Las Vegas)

New Mexico 67, Colorado State 61

BYU 87, New Mexico 76

2012 (No. 2 seed at Las Vegas)

New Mexico 79, Air Force 64

New Mexico 72, UNLV 67

New Mexico 68, San Diego State 59 (championship)

2013 (No. 1 seed at Las Vegas)

New Mexico 59, Wyoming 46

New Mexico 60, San Diego State 50

New Mexico 63, UNLV 56 (championship)

2014 (No. 2 seed at Las Vegas)

New Mexico 93, Fresno State 77

New Mexico 70, Boise State 67

New Mexico 64, San Diego State 58 (championship)

2015 (No. 8 seed at Las Vegas)

New Mexico 61, Air Force 68

2016 (No. 4 seed at Las Vegas)

New Mexico 62, Nevada 64

CONFERENCE TOURNAMENT HISTORY

CONFERENCE TOURNAMENT RECORD BREAKDOWN

Overall: 38-27 / 16-13 MW

First Round: 1-3 / 0-3 MW

Quarterfinals: 20-10 / 7-7 MW

Semifinals: 11-9 / 5-2 MW

Championship: 6-5 / 4-1 MW

vs. Air Force 3-1 / 2-1 MW

vs. Boise State..... 1-0 / 1-0 MW

vs. BYU 5-4 / 1-4 MW

vs. Colorado State..... 4-0 / 2-0 MW

vs. Fresno State 3-0 / 1-0 MW

vs. UNLV..... 2-4 / 2-3 MW

vs. Nevada 0-1 / 0-1 MW

vs. San Diego State 6-2 / 4-1 MW

vs. TCU..... 1-1 / 0-1 MW

vs. Utah..... 4-4 / 2-1 MW

vs. Wyoming 3-3 / 1-1 MW

vs. Hawai'i 1-2

vs. Rice..... 1-0

vs. San Jose State..... 1-0

vs. SMU..... 1-0

vs. UTEP..... 1-5

vs. Tulsa 1-0

at Albuquerque..... 8-2

at Denver 3-2 / 3-2 MW

at El Paso 1-3

at Fort Collins 1-1

at Laramie..... 1-2

at Las Vegas 19-14 / 13-11 MW

at Provo 0-1

at Salt Lake City 5-2

LOBO RECORDS IN CONFERENCE TOURNAMENTS

INDIVIDUAL

Points	33, Clayton Shields vs. San Diego State, March 7, 1996
FGM	12, Tim Garrett vs. Brigham Young, March 9, 1984
	12, Ike Williams vs. Brigham Young, March 12, 1993
	12, Ruben Douglas vs. UNLV, March 7, 2002
FGA	26, Hunter Greene vs. San Diego State, March 8, 1985
FG% (5 made)	85.7 (6-7), Will Scott vs. Texas-El Paso, March 13, 1992
	85.7 (12-14), Ike Williams vs. Brigham Young, March 12, 1993
	85.7 (6-7), Royce Olney vs. Fresno State, March 8, 1996
3-Pt. FGM	5, Rob Robbins vs. Air Force, March 9, 1989
	5, Rob Robbins vs. Texas-El Paso, March 8, 1990
	5, Clayton Shields vs. San Diego State, March 7, 1996
	5, Royce Olney vs. San Jose State, March 4, 1997
	5, Tony Snell vs. San Diego State, March 15, 2013
	5, Tony Snell at UNLV, March 16, 2013
3-Pt. FGA	12, Marlow White vs. Utah, March 10, 1995
3-Pt. FG %	71.4 (5-7), Royce Olney vs. San Jose State, March 4, 1997
	71.4 (5-7), Tony Snell at UNLV, March 16, 2013
FTM	15, Cameron Bairstow vs. Boise State, March 14, 2014
FTA	18, Cameron Bairstow vs. Boise State, March 14, 2014
FT% (8 made)	100.0 (10-10), Steve Logan vs. Texas-El Paso, March 13, 1993
	100.0 (8-8), Charles Smith vs. Fresno State, March 8, 1996
	100.0 (8-8), Ruben Douglas vs. Colorado State, March 8, 2001
Rebounds	18, Lewis LaMar vs. San Diego State, March 10, 1994
Assists	12, Mark Walters vs. Brigham Young, March 10, 2005
Blocks	5, Danny Granger vs. San Diego State, March 11, 2005
Steals	6, Charles Smith vs. Fresno State, March 8, 1996
	6, David Gibson vs. TCU, March 6, 1998

TEAM

Points	117 vs. UNLV, March 7, 2002
FGM	46 vs. UNLV, March 7, 2002
FGA	87 vs. UNLV, March 7, 2002
FG%	65.6 (42-64) vs. San Jose State, March 4, 1997
3-Pt. FGM	12 vs. San Diego State, March 7, 1996
	12 vs. Fresno State, March 8, 1996
3-Pt. FGA	31 vs. Hawai'i, March 11, 1994
3-Pt. FG%	55.6 (10-18) vs. BYU, March 10, 2005
FTM	31 vs. Fresno State, March 13, 2014
	31 vs. Air Force, March 8, 2012
FTA	38 vs. Fresno State, March 13, 2014
	38 vs. Utah, March 13, 2008
FT% (10 made)	92.9 (13-14) vs. UNLV, March 11, 2004
Rebounds	60 vs. UNLV, March 7, 2002
Assists	26 vs. BYU, March 10, 2005
Blocks	6 vs. Fresno State, March 13, 2013
	6 vs. Texas-El Paso, March 13, 1992
	6 vs. Fresno State, March 8, 1996
Steals	15 vs. Fresno State, March 8, 1996
	15 vs. TCU, March 6, 1998
Largest Winning Margin	33 (103-70) vs. San Jose State, March 4, 1997
Largest Losing Margin	36 (86-50) vs. Utah, March 10, 1995


Kenny Thomas

WAC Tournament MVP • 1996 & 1998


Danny Granger

2005 MW Tournament MVP


Drew Gordon

2012 MW Tournament MVP


Tony Snell

2013 MW Tournament MVP


Cameron Bairstow

2014 MW Tournament MVP

Head Coach Craig Neal



Craig Neal
Head Coach - 4th Season
(2016-17) 17-13 (Career) 76-51 (.598)

NOTEWORTHY:

- Earned the nickname "Noodles" for wiry build as a high school player
- Spent nine seasons as a member of Steve Alford's staffs at Iowa and New Mexico
- Coached under NBA legend Lenny Wilkens for three seasons with the Raptors
- Spent nearly a decade as a NBA assistant coach and scout with Toronto
- Avid golfer and motorcycle enthusiast

PLAYING EXPERIENCE

1988-95 - NBA and CBA Career

- *Drafted by Portland in the 1988 NBA Draft
- *Played for Blazers, Heat and Nuggets
- *Fort Wayne Fury Player and Coach in 1994-95

1984-88 - Georgia Tech

- *Played for Bobby Cremins
- *Member of Elite Eight and Sweet 16 teams
- *Graduated with career assist record (659)

1980-83 - Washington High School (Washington, Ind.)

- *All-American & member of Indiana All-Star Team
- *Coached by his father, Stan Neal
- *Played against Steve Alford

COACHING EXPERIENCE

Head Coach:

2013-Present - New Mexico (76-51)

Associate Head Coach:

2007-13 - New Mexico (NCAA)

Assistant Coach:

2004-07 - Iowa (NCAA)

2000-03 - Toronto Raptors (NBA)

THE INFAMOUS CHERRY BLAZER

The cherry blazer has become a symbol with New Mexico basketball. Given to coaches at their introductory press conferences, it makes appearances throughout the season at crucial games.

- Craig Neal is 11-3 when wearing the cherry blazer
 - Nov. 9, 2013 vs. Alabama A&M (W, 88-52)
 - Jan. 21, 2014 vs. Boise State (W, 84-75)
 - Feb. 22, 2014 vs. #6 San Diego State (W, 58-44)
 - Mar. 5, 2014 vs. Air Force (W, 80-52)
- Nov. 14, 2014 vs. Idaho State (W, 79-55)
- Jan. 3, 2015 vs. #24 Colorado State (W, 66-53)
- Feb. 17, 2015 vs. #25 San Diego State (L, 46-63)
- March 7, 2015 vs. Wyoming (W, 52-49)
- Nov. 13, 2015 vs. Texas Southern (W, 86-57)
- Feb. 27, 2016 vs. Fresno State (L, 92-82)
- March 1, 2016 vs San Diego State (L, 83-56)
- Nov. 11, 2016 vs. Idaho State (W, 81-60)
- Nov. 30, 2016 vs. Abilene Christian (W, 64-55)
- March 4, 2017 vs. San Diego State (W, 64-59)

THE NEAL ERA AT NEW MEXICO

- Became first-ever rookie Lobo head coach to lead New Mexico to a NCAA Tournament appearance
- Set a school record of 15 conference wins in the 2013-14 season
- Led UNM to the 2014 Mountain West Tournament championship, which made New Mexico the first program in MW history to win three-straight conference tournaments
- Guided Cam Bairstow to All-America honors by Sports Illustrated (2nd Team), NBC Sports (3rd Team) and CBS Sports.
- Guided four Lobos to All-Mountain West honors in 2013-14, which included first team selections Cam Bairstow and Kendall Williams. Williams and Alex Kirk were MW All-Defensive Team selections as well. Kirk also was named to third team while Hugh Greenwood was honorable mention
- The 27 wins in 2013-14 mark the most wins by a rookie coach in Lobo history. It is tied for the fifth most wins by a first-year Division I head coach since 2000
- Signed a new contract in July of 2014 to stay at New Mexico through 2020
- Became the second-fastest coach in program history to 40 wins (53 games)
- In 2014-15 Hugh Greenwood was named All-MW Third Team and became the second guard in Lobo history to finish career with 1,000 points and 600 rebounds.
- Was named a finalist for a pair of national coaching honors: the Joe B. Hall Award as the nation's top rookie coach, and the Jim Phelan Award for national coach of the year
- Led the MW again with six academic all-conference selections in 2015-16. He has had 19 honorees in his three seasons
- Had five players sign professional contracts; Kendall Williams (Italy), Cam Bairstow (NBA), Alex Kirk (NBA), Hugh Greenwood (Perth) and Deshawn Delaney (Poland)
- Has had 6 straight semesters of at least a 2.7 team GPA. Earned NABC Team Excellence Award in Summer of 2016 for cumulative GPA of 3.03, first MW team to earn the honor
- Guided two First Team All-Mountain West & NABC All-District selections in 2015-16 in Elijah Brown and Tim Williams
- Had highest GPA in program history in Fall of 2015 with a 3.15 GPA
- Landed four players on the NABC Honors Court
- One of two coaches in Lobo history to win more than 20 games on the road over their first three seasons. Neal's total was 24 in three seasons.
- First coach in MW history to win on road at SDSU, CSU & Boise State in same season.
- Picked up first sweep of San Diego State in program history since 2005.

The 2016-17 New Mexico Lobos

No.	Name	Pos	Height	Weight	Year	Previous School	Hometown
1	Aher Uguak	G/F	6-7	206	Fr.	Harry Ainlay HS	Edmonton, Canada
3	Jordan Hunter	G	5-11	180	So.	Ozen HS	Beaumont, Texas
4	Elijah Brown	G	6-4	200	R-Jr.	Butler University	Orange County, Calif.
5	Jalen Harris	G	6-2	156	Fr.	Word of God Christian Academy	Wilson, N.C.
11	Obij Aget	C	7-1	220	Sr.	La Lumiere HS (Ind.)	Juba, South Sudan
14	Dane Kuiper	G/F	6-7	200	So.	Corona del Sol HS (Ariz.)	Wasilla, Alaska
20	Sam Logwood	G/F	6-7	210	Jr.	La Lumiere HS (Ind.)	Indianapolis, Ind.
21	Xavier Adams	G	6-4	205	Jr.	Edwards S. Marcus HS	Flower Mound, Texas
22	Holt Shelley*	F	6-9	221	Fr.	Cliff HS	Cliff, N.M.
23	Joe Furstinger	F	6-9	215	Jr.	Santa Margarita Catholic HS	Rancho Santa Margarita, Calif.
24	Damien Jefferson	G/F	6-5	190	Fr.	East Chicago Central HS	East Chicago, Ind.
30	Adam Cumber*	G	6-2	185	R-So.	Sandia HS	Albuquerque, M.M.
31	Anthony Mathis	G	6-2	170	So.	West Linn HS	West Linn, Ore.
32	Tim Williams	F	6-8	240	R-Sr.	Samford University	Flossmoor, Ill.
55	Connor MacDougall	F	6-9	235	R-So.	South Mountain CC	Tempe, Ariz.

* Indicates a walk-on

Head Coach: Craig Neal (4th Season -- Georgia Tech '88)

Associate Head Coach: Chris Harriman

Assistant Coaches: Alan Huss and Terrence Rencher

Acting Director of Operations: Ryan Berryman

Athletic Trainer: Corey DeBarbrie

Video Coordinator: Ben Sanders

Strength and Conditioning Coach: Glenn Cain

By Class

(15 Total)

Seniors: (2)

Juniors: (4)

Sophomores: (5)

Freshmen: (4)

By Position

(15 Total)

Centers: (1)

Forwards: (4)

Guard/Forwards: (4)

Guards: (6)

By Height

7'1"

Obij Aget

6'9"

Joe Furstinger

Connor MacDougall

Holt Shelley

6'8"

Tim Williams

6'7"

Sam Logwood

Dane Kuiper

Aher Uguak

6'5"

Damien Jefferson

6'4"

Xavier Adams

Elijah Brown

6'2"

Jalen Harris

Anthony Mathis

Adam Cumber

5'11"

Jordan Hunter

Alphabetical Roster

No.	Name	Pos	Height	Weight	Year
21	Xavier Adams	G	6-4	205	Junior
11	Obij Aget	C	7-1	220	Senior
4	Elijah Brown	G	6-4	200	RS-Junior
30	Adam Cumber	G	6-2	185	RS-Sophomore
23	Joe Furstinger	F	6-9	215	Junior
5	Jalen Harris	G	6-2	156	Freshman
3	Jordan Hunter	G	5-11	180	Sophomore
24	Damien Jefferson	G/F	6-5	190	Freshman
14	Dane Kuiper	G/F	6-7	200	Sophomore
20	Sam Logwood	G/F	6-7	210	Junior
55	Connor MacDougall	F	6-9	235	RS-Sophomore
31	Anthony Mathis	G	6-2	170	Sophomore
22	Holt Shelley	F	6-9	221	Freshman
1	Aher Uguak	G/F	6-7	206	Freshman
32	Tim Williams	F	6-8	240	RS-Senior

Pronunciations

Name	Pronunciation
Obij Aget	O-BOTCH Ah-Jet
Joe Furstinger	Joe FUR-Sting-er
Jalen Harris	JAY-len
Dane Kuiper	KI-pur
Aher Uguak	Uh-here OO-guac

2016-17 Season Stats

THE STAT CREW SYSTEM New Mexico Combined Team Statistics (as of Mar 04, 2017) All games

RECORD:	OVERALL	HOME	AWAY	NEUTRAL
ALL GAMES	17-13	11-4	5-7	1-2
CONFERENCE	10-8	5-4	5-4	0-0
NON-CONFERENCE	7-5	6-0	0-3	1-2

#	Player	gp-gs	min	avg	Total		3-Point		F-Throw		Rebounds				pf	dq	a	to	blk	stl	pts	avg
					fg-fga	fg%	3fg-fga	3fg%	ft-fa	ft%	off	def	tot	avg								
04	BROWN, Elijah	30-27	962	32.1	160-417	.384	65-195	.333	181-218	.830	12	143	155	5.2	61	0	93	92	4	39	566	18.9
32	WILLIAMS, Tim	21-21	706	33.6	144-253	.569	1-5	.200	78-112	.696	41	105	146	7.0	43	0	32	38	13	12	367	17.5
20	LOGWOOD, Sam	29-18	657	22.7	78-174	.448	10-25	.400	48-71	.676	20	83	103	3.6	48	1	33	40	4	20	214	7.4
11	AGET, Obij	30-28	572	19.1	76-123	.618	0-0	.000	25-34	.735	42	74	116	3.9	62	3	12	17	42	13	177	5.9
14	KUIPER, Dane	25-13	534	21.4	53-127	.417	23-61	.377	18-23	.783	13	50	63	2.5	65	4	33	21	7	20	147	5.9
03	HUNTER, Jordan	28-12	558	19.9	48-106	.453	20-46	.435	45-53	.849	8	50	58	2.1	52	1	69	40	1	15	161	5.8
24	JEFFERSON, Damien	28-6	421	15.0	59-135	.437	9-42	.214	24-48	.500	12	54	66	2.4	44	0	29	32	4	11	151	5.4
05	HARRIS, Jalen	30-18	618	20.6	46-104	.442	6-25	.240	36-48	.750	2	54	56	1.9	63	0	70	39	3	25	134	4.5
55	MACDOUGALL, Conn	26-0	264	10.2	32-68	.471	0-0	.000	44-54	.815	26	26	52	2.0	57	3	2	19	6	1	108	4.2
21	ADAMS, Xavier	15-0	186	12.4	15-34	.441	0-5	.000	29-36	.806	10	24	34	2.3	22	1	3	11	1	12	59	3.9
23	FURSTINGER, Joe	26-5	341	13.1	28-53	.528	0-0	.000	31-43	.721	32	44	76	2.9	59	1	15	19	20	9	87	3.3
31	MATHIS, Anthony	10-0	64	6.4	10-25	.400	6-19	.316	3-3	1.000	1	9	10	1.0	4	0	8	2	0	2	29	2.9
01	UGUAK, Aher	19-2	140	7.4	7-20	.350	1-8	.125	8-15	.533	9	5	14	0.7	14	0	7	13	1	5	23	1.2
30	CUMBER, Adam	1-0	2	2.0	0-0	.000	0-0	.000	0-0	.000	0	0	0	0.0	0	0	0	0	0	0	0	0.0
Team											36	49	85		1		9					
Total.....		30	6025		756-1639	.461	141-431	.327	570-758	.752	264	770	1034	34.5	595	14	406	392	106	184	2223	74.1
Opponents.....		30	6025		745-1714	.435	253-684	.370	445-649	.686	301	714	1015	33.8	626	-	426	405	99	228	2188	72.9

TEAM STATISTICS			NM		OPP	Date	Opponent	Score	Att.
SCORING			2223		2188	11/11/16	IDAHO STATE	w 81-70	11293
Points per game			74.1		72.9	11/14/16	HOUSTON BAPTIST	w 95-79	10456
Scoring margin			+1.2		-	11/18/16	NEW MEXICO STATE	w 72-59	13892
FIELD GOALS-ATT			756-1639		745-1714	11/24/16	vs Virginia Tech	L 72-92	0
Field goal pct			.461		.435	11/25/16	vs CSUN	w 105-89	0
3 POINT FG-ATT			141-431		253-684	11/27/16	vs Dayton	L 57-64	0
3-point FG pct			.327		.370	11/30/16	ABILENE CHRISTIAN	w 64-55	11154
3-pt FG made per game			4.7		8.4	12/3/16	at Illinois State	L 74-79	6056
FREE THROWS-ATT			570-758		445-649	12/07/16	UTEP	w 78-77	11838
Free throw pct			.752		.686	12/10/16	at New Mexico State	L 71-84	6298
F-Throws made per game			19.0		14.8	12/17/16	ARKANSAS-PINE BLUFF	w 83-43	10404
REBOUNDS			1034		1015	12/20/16	at Arizona	L 46-77	14008
Rebounds per game			34.5		33.8	* 12/28/16	FRESNO STATE	w 78-73	11844
Rebounding margin			+0.6		-	* 01-01-17	at SAN DIEGO STATE	w 68-62	12414
ASSISTS			406		426	* 01/04/17	at Utah State	L 75-79	3897
Assists per game			13.5		14.2	* 01/07/17	NEVADA	Lot 104-105	11235
TURNOVERS			392		405	* 01/10/17	UNLV	L 66-71	11379
Turnovers per game			13.1		13.5	* 1/14/17	at Colorado State	w 84-71	3418
Turnover margin			+0.4		-	* 01/17/17	at Boise State	w 81-70	3752
Assist/turnover ratio			1.0		1.1	* 01/21/17	WYOMING	w 78-71	12501
STEALS			184		228	* 01/24/17	UTAH STATE	w 74-61	10698
Steals per game			6.1		7.6	* 01/28/17	at Nevada	L 65-82	10727
BLOCKS			106		99	* 02/01/17	at UNLV	w 80-77	12001
Blocks per game			3.5		3.3	* 02/04/17	SAN JOSE STATE	L 68-78	12731
ATTENDANCE			176532		88857	* 2/8/17	at Air Force	w 74-67	2125
Home games-Avg/Game			15-11769		12-7405	* 02/14/17	BOISE STATE	w 78-73	11071
Neutral site-Avg/Game			-		3-0	* 02/18/17	at Fresno State	L 61-71	8807
						* 02/21/17	COLORADO STATE	L 56-68	12078
						* 02/25/17	at Wyoming Cowboys	L 71-82	5354
						* 03/04/17	SAN DIEGO STATE	w 64-59	13958
Score by Periods			1st	2nd	OT	Totals			
New Mexico			1054	1159	10	2223			
Opponents			1014	1163	11	2188			

* - Conference game

2016-17 Conference Stats

THE STAT CREW SYSTEM New Mexico Combined Team Statistics (as of Mar 04, 2017) Conference games

RECORD:	OVERALL	HOME	AWAY	NEUTRAL
ALL GAMES	10-8	5-4	5-4	0-0
CONFERENCE	10-8	5-4	5-4	0-0
NON-CONFERENCE	0-0	0-0	0-0	0-0

#	Player	gp-gs	min	avg	Total		3-Point		F-Throw		Rebounds								a	to	blk	stl	pts	avg
					fg-fga	fg%	3fg-fga	3fg%	ft-fa	ft%	off	def	tot	avg	pf	dq								
04	BROWN, Elijah	18-17	617	34.3	102-268	.381	44-119	.370	125-143	.874	9	95	104	5.8	41	0	58	57	4	23	373	20.7		
32	WILLIAMS, Tim	11-11	391	35.5	77-143	.538	1-4	.250	31-51	.608	18	60	78	7.1	24	0	22	19	8	7	186	16.9		
20	LOGWOOD, Sam	18-9	410	22.8	50-119	.420	6-16	.375	26-41	.634	12	59	71	3.9	37	1	8	24	3	12	132	7.3		
14	KUIPER, Dane	16-10	407	25.4	36-86	.419	14-39	.359	12-16	.750	6	39	45	2.8	50	4	23	12	5	13	98	6.1		
11	AGET, Obj	18-18	364	20.2	49-77	.636	0-0	.000	12-17	.706	31	51	82	4.6	43	2	8	17	31	9	110	6.1		
03	HUNTER, Jordan	16-2	282	17.6	27-54	.500	10-23	.435	28-33	.848	3	23	26	1.6	27	0	34	19	1	6	92	5.8		
24	JEFFERSON, Damien	17-6	288	16.9	38-85	.447	8-29	.276	12-27	.444	9	35	44	2.6	27	0	18	17	3	6	96	5.6		
05	HARRIS, Jalen	18-16	414	23.0	32-75	.427	5-20	.250	26-33	.788	2	42	44	2.4	42	0	45	26	3	14	95	5.3		
31	MATHIS, Anthony	5-0	48	9.6	9-20	.450	5-14	.357	0-0	.000	1	6	7	1.4	3	0	8	0	0	2	23	4.6		
55	MACDOUGALL, Conn	14-0	108	7.7	15-30	.500	0-0	.000	23-27	.852	11	13	24	1.7	25	1	1	6	3	1	53	3.8		
21	ADAMS, Xavier	3-0	44	14.7	3-4	.750	0-1	.000	4-4	1.000	4	3	7	2.3	2	0	2	4	0	4	10	3.3		
23	FURSTINGER, Joe	16-1	195	12.2	15-31	.484	0-0	.000	18-25	.720	19	21	40	2.5	34	0	9	11	9	5	48	3.0		
01	UGUAK, Aher	10-0	57	5.7	4-8	.500	0-3	.000	1-5	.200	5	2	7	0.7	10	0	3	7	1	0	9	0.9		
Team											15	35	50		1			7						
Total.....		18	3625		457-1000	.457	93-268	.347	318-422	.754	145	484	629	34.9	366	8	239	226	71	102	1325	73.6		
Opponents.....		18	3625		451-1044	.432	140-398	.352	278-414	.671	182	448	630	35.0	352	-	248	220	66	136	1320	73.3		

TEAM STATISTICS	NM	OPP	Date	Opponent	Score	Att
SCORING	1325	1320	* 12/28/16	FRESNO STATE	W 78-73	11844
Points per game	73.6	73.3	* 01-01-17	at SAN DIEGO STATE	W 68-62	12414
Scoring margin	+0.3	-	* 01/04/17	at Utah State	L 75-79	3897
FIELD GOALS-ATT	457-1000	451-1044	* 01/07/17	NEVADA	Lot 104-105	11235
Field goal pct	.457	.432	* 01/10/17	UNLV	L 66-71	11379
3 POINT FG-ATT	93-268	140-398	* 1/14/17	at Colorado State	W 84-71	3418
3-point FG pct	.347	.352	* 01/17/17	at Boise State	W 81-70	3752
3-pt FG made per game	5.2	7.8	* 01/21/17	WYOMING	W 78-71	12501
FREE THROWS-ATT	318-422	278-414	* 01/24/17	UTAH STATE	W 74-61	10698
Free throw pct	.754	.671	* 01/28/17	at Nevada	L 65-82	10727
F-Throws made per game	17.7	15.4	* 02/01/17	at UNLV	W 80-77	12001
REBOUNDS	629	630	* 02/04/17	SAN JOSE STATE	L 68-78	12731
Rebounds per game	34.9	35.0	* 2/8/17	at Air Force	W 74-67	2125
Rebounding margin	-0.1	-	* 02/14/17	BOISE STATE	W 78-73	11071
ASSISTS	239	248	* 02/18/17	at Fresno State	L 61-71	8807
Assists per game	13.3	13.8	* 02/21/17	COLORADO STATE	L 56-68	12078
TURNOVERS	226	220	* 02/25/17	at Wyoming Cowboys	L 71-82	5354
Turnovers per game	12.6	12.2	* 03/04/17	SAN DIEGO STATE	W 64-59	13958
Turnover margin	-0.3	-	* - Conference game			
Assist/turnover ratio	1.1	1.1				
STEALS	102	136				
Steals per game	5.7	7.6				
BLOCKS	71	66				
Blocks per game	3.9	3.7				
ATTENDANCE	107495	62495				
Home games-Avg/Game	9-11944	9-6944				
Neutral site-Avg/Game	-	0-0				

Score by Periods	1st	2nd	OT	Totals
New Mexico	628	687	10	1325
Opponents	595	714	11	1320

2016-17 Extended Season Stats

RECORD:	OVERALL	HOME	AWAY	NEUTRAL
ALL GAMES	17-13	11-4	5-7	1-2
CONFERENCE	10-8	5-4	5-4	0-0
NON-CONFERENCE	7-5	6-0	0-3	1-2

#	Player	gp-gs	min	Total		3-Point		F-Throw		Rebounds				pf	dq	a	a/g	to	to/g	a/to	blk	blk/g	stl	stl/g	pts	avg	
				fg	fga	fg%	3fg-fga	3fg%	ft-fa	ft%	off	def	tot														avg
04	BROWN, Elijah	30-27	962	32.1	160-417	.384	65-195	.333	181-218	.830	12	143	155	5.2	61	0	93	3.10	92	3.07	1.01	4	0.13	39	1.30	566	18.9
32	WILLIAMS, Tim	21-21	706	33.6	144-253	.569	1-5	.200	78-112	.696	41	105	146	7.0	43	0	32	1.52	38	1.81	0.84	13	0.62	12	0.57	367	17.5
20	LOGWOOD, Sam	29-18	657	22.7	78-174	.448	10-25	.400	48-71	.676	20	83	103	3.6	48	1	33	1.14	40	1.38	0.83	4	0.14	20	0.69	214	7.4
11	AGET, Obij	30-28	572	19.1	76-123	.618	0-0	.000	25-34	.735	42	74	116	3.9	62	3	12	0.40	17	0.57	0.71	42	1.40	13	0.43	177	5.9
14	KUIPER, Dane	25-13	534	21.4	53-127	.417	23-61	.377	18-23	.783	13	50	63	2.5	65	4	33	1.32	21	0.84	1.57	7	0.28	20	0.80	147	5.9
03	HUNTER, Jordan	28-12	558	19.9	48-106	.453	20-46	.435	45-53	.849	8	50	58	2.1	52	1	69	2.46	40	1.43	1.73	1	0.04	15	0.54	161	5.8
24	JEFFERSON, Damien	28-6	421	15.0	59-135	.437	9-42	.214	24-48	.500	12	54	66	2.4	44	0	29	1.04	32	1.14	0.91	4	0.14	11	0.39	151	5.4
05	HARRIS, Jalen	30-18	618	20.6	46-104	.442	6-25	.240	36-48	.750	2	54	56	1.9	63	0	70	2.33	39	1.30	1.79	3	0.10	25	0.83	134	4.5
55	MACDOUGALL, Connor	26-0	264	10.2	32-68	.471	0-0	.000	44-54	.815	26	26	52	2.0	57	3	2	0.08	19	0.73	0.11	6	0.23	1	0.04	108	4.2
21	ADAMS, Xavier	15-0	186	12.4	15-34	.441	0-5	.000	29-36	.806	10	24	34	2.3	22	1	3	0.20	11	0.73	0.27	1	0.07	12	0.80	59	3.9
23	FURSTINGER, Joe	26-5	341	13.1	28-53	.528	0-0	.000	31-43	.721	32	44	76	2.9	59	1	15	0.58	19	0.73	0.79	20	0.77	9	0.35	87	3.3
31	MATHIS, Anthony	10-0	64	6.4	10-25	.400	6-19	.316	3-3	1.000	1	9	10	1.0	4	0	8	0.80	2	0.20	4.00	0	0.00	2	0.20	29	2.9
01	UGUAK, Aher	19-2	140	7.4	7-20	.350	1-8	.125	8-15	.533	9	5	14	0.7	14	0	7	0.37	13	0.68	0.54	1	0.05	5	0.26	23	1.2
30	CUMBER, Adam	1-0	2	2.0	0-0	.000	0-0	.000	0-0	.000	0	0	0	0.0	0	0	0	0.00	0	0.00	0.00	0	0.00	0	0.00	0	0.0
Total.....		30	6025		756-1639	.461	141-431	.327	570-758	.752	264	770	1034	34.5	595	14	406	13.53	392	13.07	1.04	106	3.53	184	6.13	2223	74.1
Opponents.....		30	6025		745-1714	.435	253-684	.370	445-649	.686	301	714	1015	33.8	626	-	426	14.20	405	13.50	1.05	99	3.30	228	7.60	2188	72.9

Score by Periods	1st	2nd	OT	Totals
New Mexico	1054	1159	10	2223
Opponents	1014	1163	11	2188

2016-17 Season Metrics

#	Player	Min	AST%	EFG%	TS%	Usg%	DRB%	ORB%	TRB%
21	ADAMS, Xavier	186	3.0	.441	.592	16.7	14.5	6.6	10.8
11	AGET, Obij	572	4.2	.618	.641	13.8	14.6	9.0	11.9
04	BROWN, Elijah	962	21.0	.462	.552	32.0	16.7	1.5	9.5
30	CUMBER, Adam	2	0.0	.000	.000	0.0	0.0	0.0	0.0
23	FURSTINGER, Joe	341	8.1	.528	.605	13.6	14.5	11.6	13.1
05	HARRIS, Jalen	618	20.5	.471	.535	13.5	9.8	0.4	5.3
03	HUNTER, Jordan	558	22.8	.547	.622	15.5	10.1	1.8	6.1
24	JEFFERSON, Damien	421	14.1	.470	.484	22.8	14.4	3.5	9.2
14	KUIPER, Dane	534	11.7	.508	.536	15.1	10.5	3.0	6.9
20	LOGWOOD, Sam	657	9.9	.477	.521	19.0	14.2	3.8	9.2
55	MACDOUGALL, Connor	264	1.5	.471	.588	21.4	11.1	12.1	11.6
31	MATHIS, Anthony	64	26.5	.520	.551	22.6	15.8	1.9	9.2
01	UGUAK, Aher	140	8.7	.375	.432	14.4	4.0	7.9	5.9
32	WILLIAMS, Tim	706	10.7	.571	.607	24.6	16.7	7.2	12.2

Estimated possessions: 2135.9
Team offensive rating (ORTg): 104.1
Team defensive rating (DRtg): 102.4

AST% - An estimate of the pct of teammate field goals assisted while on the floor
EFG% - Effective FG% (adjusts to include additional points from 3FGs)
TS% - True Shooting% (takes into account field goals, 3-point field goals, and free throws
Usg% - An estimate of the pct of team plays used while on the floor
DRB% - An estimate of the pct of available defensive rebounds grabbed while on the floor
ORB% - An estimate of the pct of available offensive rebounds grabbed while on the floor
TRB% - An estimate of the pct of all available rebounds grabbed while on the floor

ORTg - Offensive rating - points scored per 100 possessions
DRtg - Defensive rating - points allowed per 100 possessions

2016-17 Team Game-by-Game

Opponent	Date	Score		Total	pct	3-Pointers		Free throws		Rebounds				pf	a	t/o	blk	stl	pts	avg
				fg-fga	pct	3fg-fga	pct	ft-fa	pct	off	def	tot	avg							
IDAHO STATE	11/11/16	81-70	W	28-59	.475	3-16	.188	22-33	.667	18	21	39	39.0	20	19	18	4	6	81	81.0
HOUSTON BAPTIST	11/14/16	95-79	W	28-45	.622	4-12	.333	35-42	.833	4	29	33	36.0	16	19	13	1	8	95	88.0
NEW MEXICO STATE	11/18/16	72-59	W	24-54	.444	1-10	.100	23-37	.622	15	25	40	37.3	23	10	12	3	9	72	82.7
vs Virginia Tech	11/24/16	72-92	L	26-58	.448	4-14	.286	16-21	.762	11	20	31	35.8	22	11	11	4	2	72	80.0
vs CSUN	11/25/16	105-89	W	37-57	.649	4-7	.571	27-33	.818	6	17	23	33.2	22	18	11	3	9	105	85.0
vs Dayton	11/27/16	57-64	L	20-49	.408	7-14	.500	10-13	.769	5	28	33	33.2	20	11	16	2	3	57	80.3
ABILENE CHRISTIAN	11/30/16	64-55	W	22-48	.458	2-11	.182	18-25	.720	9	24	33	33.1	9	16	8	1	4	64	78.0
at Illinois State	12/3/16	74-79	L	26-57	.456	4-17	.235	18-21	.857	10	29	39	33.9	17	13	14	2	8	74	77.5
UTEP	12/07/16	78-77	W	25-44	.568	7-14	.500	21-32	.656	5	26	31	33.6	14	13	15	3	6	78	77.6
at New Mexico State	12/10/16	71-84	L	26-58	.448	4-17	.235	15-23	.652	10	19	29	33.1	27	8	14	2	6	71	76.9
ARKANSAS-PINE BLUFF	12/17/16	83-43	W	20-45	.444	6-17	.353	37-40	.925	12	32	44	34.1	13	18	22	8	16	83	77.5
at Arizona	12/20/16	46-77	L	17-65	.262	2-14	.143	10-16	.625	14	16	30	33.8	26	11	12	2	5	46	74.8
FRESNO STATE	12/28/16	78-73	W	23-51	.451	3-10	.300	29-34	.853	7	25	32	33.6	17	13	12	2	10	78	75.1
at SAN DIEGO STATE	01-01-17	68-62	W	21-51	.412	6-12	.500	20-26	.769	11	27	38	33.9	17	13	16	4	6	68	74.6
at Utah State	01/04/17	75-79	L	28-53	.528	4-12	.333	15-20	.750	9	20	29	33.6	20	16	15	1	6	75	74.6
NEVADA	01/07/17	104-105	Lot	36-73	.493	6-17	.353	26-40	.650	6	33	39	33.9	23	16	5	8	7	104	76.4
UNLV	01/10/17	66-71	L	24-50	.480	4-15	.267	14-17	.824	4	28	32	33.8	21	14	13	8	5	66	75.8
at Colorado State	1/14/17	84-71	W	30-54	.556	6-9	.667	18-27	.667	9	30	39	34.1	30	17	17	6	2	84	76.3
at Boise State	01/17/17	81-70	W	27-54	.500	6-12	.500	21-22	.955	6	22	28	33.8	20	10	12	0	9	81	76.5
WYOMING	01/21/17	78-71	W	30-67	.448	6-17	.353	12-20	.600	8	30	38	34.0	14	15	7	4	7	78	76.6
UTAH STATE	01/24/17	74-61	W	27-54	.500	3-12	.250	17-17	1.000	7	26	33	34.0	19	17	10	5	4	74	76.5
at Nevada	01/28/17	65-82	L	22-55	.400	5-23	.217	16-21	.762	11	21	32	33.9	19	17	17	0	6	65	76.0
at UNLV	02/01/17	80-77	W	29-60	.483	7-15	.467	15-20	.750	15	27	42	34.2	24	11	16	3	4	80	76.1
SAN JOSE STATE	02/04/17	68-78	L	24-57	.421	7-16	.438	13-18	.722	7	25	32	34.1	22	14	14	1	4	68	75.8
at Air Force	2/8/17	74-67	W	23-55	.418	8-22	.364	20-28	.714	11	24	35	34.2	17	9	5	5	6	74	75.7
BOISE STATE	02/14/17	78-73	W	26-51	.510	4-11	.364	22-26	.846	5	31	36	34.2	16	14	16	9	5	78	75.8
at Fresno State	02/18/17	61-71	L	22-49	.449	5-16	.313	12-17	.706	6	26	32	34.1	25	13	19	6	7	61	75.3
COLORADO STATE	02/21/17	56-68	L	21-50	.420	7-17	.412	7-12	.583	4	29	33	34.1	19	10	11	1	3	56	74.6
at Wyoming Cowboys	02/25/17	71-82	L	25-63	.397	3-20	.150	18-23	.783	9	28	37	34.2	15	9	9	4	4	71	74.4
SAN DIEGO STATE	03/04/17	64-59	W	19-53	.358	3-12	.250	23-34	.676	10	32	42	34.5	28	11	12	4	7	64	74.1
New Mexico	2223			756-1639	.461	141-431	.327	570-758	.752	264	770	1034	34.5	595	406	392	106	184	2223	74.1
Opponents	2188			745-1714	.435	253-684	.370	445-649	.686	301	714	1015	33.8	626	426	405	99	228	2188	72.9

Games played: 30

Points/game: 74.1

FG Pct: 46.1

3FG Pct: 32.7

FT Pct: 75.2

Rebounds/game: 34.5

Assists/game: 13.5

Turnovers/game: 13.1

Assist/turnover ratio: 1.0

Steals/game: 6.1

Blocks/game: 3.5

2016-17 Opponent Game-by-Game

				Total		3-Pointers		Free throws		Rebounds											
Opponent	Date	Score		fg-fga	pct	3fg-fga	pct	ft-fa	pct	off	def	tot	avg	pf	a	t/o	blk	stl	pts	avg	
IDAHO STATE	11/11/16	81-70	W	27-57	.474	9-22	.409	7-11	.636	10	19	29	29.0	29	17	20	0	10	70	70.0	
HOUSTON BAPTIST	11/14/16	95-79	W	27-63	.429	13-30	.433	12-19	.632	10	15	25	27.0	31	15	12	0	7	79	74.5	
NEW MEXICO STATE	11/18/16	72-59	W	19-53	.358	7-24	.292	14-21	.667	13	22	35	29.7	29	10	20	4	7	59	69.3	
vs Virginia Tech	11/24/16	72-92	L	31-62	.500	11-24	.458	19-20	.950	10	25	35	31.0	21	20	8	3	6	92	75.0	
vs CSUN	11/25/16	105-89	W	29-56	.518	7-17	.412	24-29	.828	13	18	31	31.0	26	15	21	1	5	89	77.8	
vs Dayton	11/27/16	57-64	L	22-54	.407	6-22	.273	14-21	.667	9	26	35	31.7	16	14	9	3	7	64	75.5	
ABILENE CHRISTIAN	11/30/16	64-55	W	20-48	.417	8-24	.333	7-10	.700	6	22	28	31.1	20	13	14	2	3	55	72.6	
at Illinois State	12/3/16	74-79	L	26-61	.426	14-35	.400	13-20	.650	9	23	32	31.3	18	17	12	2	8	79	73.4	
UTEP	12/07/16	78-77	W	27-58	.466	15-29	.517	8-14	.571	8	18	26	30.7	24	22	13	6	9	77	73.8	
at New Mexico State	12/10/16	71-84	L	26-51	.510	11-22	.500	21-31	.677	11	28	39	31.5	23	13	18	4	7	84	74.8	
ARKANSAS-PINE BLUFF	12/17/16	83-43	W	15-57	.263	6-21	.286	7-10	.700	8	13	21	30.5	26	8	22	4	17	43	71.9	
at Arizona	12/20/16	46-77	L	25-50	.500	6-16	.375	21-29	.724	12	37	49	32.1	11	14	16	4	6	77	72.3	
FRESNO STATE	12/28/16	78-73	W	30-62	.484	6-16	.375	7-12	.583	8	25	33	32.2	22	12	14	3	7	73	72.4	
at SAN DIEGO STATE	01-01-17	68-62	W	22-53	.415	5-23	.217	13-18	.722	8	19	27	31.8	18	12	16	4	13	62	71.6	
at Utah State	01/04/17	75-79	L	25-53	.472	10-22	.455	19-28	.679	12	19	31	31.7	20	19	13	1	9	79	72.1	
NEVADA	01/07/17	104-105	Lot	36-75	.480	15-32	.469	18-27	.667	11	36	47	32.7	30	25	12	9	2	105	74.2	
UNLV	01/10/17	66-71	L	23-60	.383	9-21	.429	16-22	.727	12	23	35	32.8	14	15	11	3	10	71	74.0	
at Colorado State	1/14/17	84-71	W	19-53	.358	7-22	.318	26-39	.667	11	18	29	32.6	22	12	12	4	10	71	73.8	
at Boise State	01/17/17	81-70	W	22-58	.379	5-23	.217	21-26	.808	14	20	34	32.7	21	10	12	4	6	70	73.6	
WYOMING	01/21/17	78-71	W	26-61	.426	11-29	.379	8-13	.615	7	32	39	33.0	19	17	13	6	2	71	73.5	
UTAH STATE	01/24/17	74-61	W	23-51	.451	6-17	.353	9-17	.529	8	20	28	32.8	19	9	12	4	4	61	72.9	
at Nevada	01/28/17	65-82	L	26-50	.520	11-23	.478	19-27	.704	7	25	32	32.7	13	18	15	0	12	82	73.3	
at UNLV	02/01/17	80-77	W	27-69	.391	6-22	.273	17-21	.810	18	19	37	32.9	19	14	9	5	10	77	73.5	
SAN JOSE STATE	02/04/17	68-78	L	27-50	.540	7-16	.438	17-27	.630	4	27	31	32.8	18	15	11	6	5	78	73.7	
at Air Force	2/8/17	74-67	W	24-56	.429	6-23	.261	13-20	.650	12	27	39	33.1	25	15	13	2	4	67	73.4	
BOISE STATE	02/14/17	78-73	W	27-68	.397	6-24	.250	13-17	.765	13	21	34	33.1	23	12	13	0	7	73	73.4	
at Fresno State	02/18/17	61-71	L	22-52	.423	6-13	.462	21-33	.636	11	26	37	33.3	18	10	15	2	12	71	73.3	
COLORADO STATE	02/21/17	56-68	L	25-58	.431	6-22	.273	12-17	.706	7	28	35	33.3	11	8	5	3	9	68	73.1	
at Wyoming Cowboys	02/25/17	71-82	L	30-61	.492	14-29	.483	8-13	.615	6	32	38	33.5	16	16	11	4	6	82	73.4	
SAN DIEGO STATE	03/04/17	64-59	W	17-54	.315	4-21	.190	21-37	.568	13	31	44	33.8	24	9	13	6	8	59	72.9	
Opponents		2188		745-1714	.435	253-684	.370	445-649	.686	301	714	1015	33.8	626	426	405	99	228	2188	72.9	
New Mexico		2223		756-1639	.461	141-431	.327	570-758	.752	264	770	1034	34.5	595	406	392	106	184	2223	74.1	

New Mexico's Last Time Out

Official Basketball Box Score -- Game Totals -- Final Statistics

San Diego State vs New Mexico

03/04/17 8 p.m. MT at WisePies Arena - The Pit

San Diego State 59 • 17-13, 9-9 MW

#	Player		Total	3-Ptr	Rebounds			PF	TP	A	TO	Blk	Stl	Min
			FG-FGA	FG-FGA	FT-FTA	Off	Def	Tot						
21	POPE, Malik	f	1-6	1-2	6-8	0	3	3	3	9	1	2	0	29
45	IZUNDU, Valentine	c	1-1	0-0	1-2	1	1	2	3	3	1	0	3	19
03	KELL, Trey	g	1-8	0-1	4-6	2	7	9	3	6	1	2	0	27
04	ALLEN, Dakarai	g	1-1	0-0	1-4	3	4	7	5	3	1	3	1	28
42	HEMSLEY, Jeremy	g	3-13	1-5	1-3	0	2	2	2	8	2	2	0	29
10	HOETZEL, Max		2-6	0-4	0-0	3	3	6	1	4	1	1	1	23
11	WILLIAMS, D'Erryl		0-0	0-0	0-0	0	1	1	1	0	0	1	0	5
14	CHEATHAM, Zylan		4-7	0-0	5-7	2	5	7	3	13	2	1	0	3
20	SHRIGLEY, Matt		2-9	2-8	1-2	0	2	2	2	7	0	0	0	18
23	GILL-CAESAR, Montagu		2-3	0-1	2-5	2	1	3	1	6	0	1	1	12
Team						0	2	2						
Totals			17-54	4-21	21-37	13	31	44	24	59	9	13	6	8

FG % 1st Half: 6-25 24.0% 2nd half: 11-29 37.9% Game: 17-54 31.5%
 3FG % 1st Half: 3-12 25.0% 2nd half: 1-9 11.1% Game: 4-21 19.0%
 FT % 1st Half: 9-19 47.4% 2nd half: 12-18 66.7% Game: 21-37 56.8%

Deadball
Rebounds
8

New Mexico 64 • 17-13, 10-8 MW

#	Player		Total	3-Ptr	Rebounds			PF	TP	A	TO	Blk	Stl	Min
			FG-FGA	FG-FGA	FT-FTA	Off	Def	Tot						
14	KUIPER, Dane	f	1-4	0-0	0-0	0	5	5	5	2	2	2	0	31
32	WILLIAMS, Tim	f	4-11	0-0	2-6	1	5	6	3	10	1	0	0	31
11	AGET, Obij	c	4-4	0-0	2-4	4	6	10	5	10	0	1	2	21
03	HUNTER, Jordan	g	1-5	1-2	1-2	0	2	2	2	4	1	1	1	20
04	BROWN, Elijah	g	6-19	2-8	15-17	2	4	6	2	29	3	4	0	3
01	UGUAK, Aher		0-0	0-0	0-0	0	0	0	0	0	0	0	0	0+
05	HARRIS, Jalen		0-2	0-1	0-0	0	0	0	2	0	3	2	0	1
20	LOGWOOD, Sam		2-5	0-0	1-2	0	4	4	5	5	1	0	0	1
23	FURSTINGER, Joe		0-0	0-0	0-0	0	0	0	0	0	0	0	0	1
24	JEFFERSON, Damien		0-1	0-1	1-2	0	2	2	0	1	0	1	1	13
55	MACDOUGALL, Connor		1-2	0-0	1-1	1	0	1	4	3	0	0	0	5
Team						2	4	6			1			
Totals			19-53	3-12	23-34	10	32	42	28	64	11	12	4	7

FG % 1st Half: 8-28 28.6% 2nd half: 11-25 44.0% Game: 19-53 35.8%
 3FG % 1st Half: 0-7 0.0% 2nd half: 3-5 60.0% Game: 3-12 25.0%
 FT % 1st Half: 9-15 60.0% 2nd half: 14-19 73.7% Game: 23-34 67.6%

Deadball
Rebounds
4

Officials: David Hall, Eric Curry, Rick O'Neill

Technical fouls: San Diego State-IZUNDU, Valentine. New Mexico-None.

Attendance: 13958

Score by periods	1st	2nd	Total
San Diego State	24	35	59
New Mexico	25	39	64

	In	Off	2nd	Fast	
Points	Paint	T/O	Chance	Break	Bench
SDSU	26	11	11	12	30
NM	26	9	9	8	9

Last FG - SDSU 2nd-00:15, NM 2nd-03:18.

Largest lead - SDSU by 7 1st-05:23, NM by 15 2nd-13:45.

SDSU led for 11:41. NM led for 27:46. Game was tied for 00:33.

Score tied - 5 times.

Lead changed - 5 times.

Last Time They Met

Official Basketball Box Score -- Game Totals -- Final Statistics New Mexico vs Fresno State 02/18/17 3 p.m. PT at Save Mart Center --- Fresno, Calif.

New Mexico 61 • 16-11, 9-6 MW

##	Player		Total	3-Ptr	FT-FTA	Rebounds			PF	TP	A	TO	Blk	Stl	Min
			FG-FGA	FG-FGA		Off	Def	Tot							
20	LOGWOOD, Sam	f	6-15	0-1	2-4	3	2	5	1	14	2	6	0	1	35
11	AGET, Obij	c	2-2	0-0	0-0	2	6	8	5	4	1	1	5	0	21
04	BROWN, Elijah	g	4-12	1-6	2-3	0	6	6	4	11	0	6	0	1	38
05	HARRIS, Jalen	g	2-3	1-1	1-2	0	3	3	1	6	4	2	0	1	20
24	JEFFERSON, Damien	g	3-5	2-4	2-2	0	4	4	3	10	1	0	0	1	22
01	UGUAK, Aher		0-0	0-0	0-0	0	0	0	0	0	1	0	0	0	3
03	HUNTER, Jordan		1-1	1-1	3-4	0	2	2	2	6	3	1	0	1	21
14	KUIPER, Dane		0-4	0-3	0-0	0	0	0	1	0	0	0	1	1	17
23	FURSTINGER, Joe		3-4	0-0	2-2	1	0	1	4	8	1	1	0	1	14
55	MACDOUGALL, Connor		1-3	0-0	0-0	0	1	1	4	2	0	1	0	0	9
Team						0	2	2				1			
Totals			22-49	5-16	12-17	6	26	32	25	61	13	19	6	7	200

FG % 1st Half: 12-27 44.4% 2nd half: 10-22 45.5% Game: 22-49 44.9%
 3FG % 1st Half: 3-7 42.9% 2nd half: 2-9 22.2% Game: 5-16 31.3%
 FT % 1st Half: 3-5 60.0% 2nd half: 9-12 75.0% Game: 12-17 70.6%

Deadball
Rebounds
1

Fresno State 71 • 16-11, 8-7 MW

#	Player		Total	3-Ptr	FT-FTA	Rebounds			PF	TP	A	TO	Blk	Stl	Min
			FG-FGA	FG-FGA		Off	Def	Tot							
11	WILLIAMS, Bryson	f	3-7	0-0	8-9	5	5	10	2	14	0	0	1	0	27
01	HOPKINS, Jaron	g	7-13	0-0	1-3	1	2	3	3	15	2	4	0	2	22
03	WATSON, Paul	g	3-6	0-1	5-7	1	3	4	3	11	0	5	0	2	26
20	BITTNER, Sam	g	1-2	1-2	0-0	0	6	6	1	3	2	0	0	1	21
21	TAYLOR, Deshon	g	4-9	4-5	3-4	1	3	4	3	15	2	2	0	1	36
05	TAYLOR, Jahmel		1-2	1-2	0-0	0	2	2	1	3	2	0	1	1	27
10	MCWILLIAMS, Johnny		1-4	0-2	0-1	0	0	0	0	2	0	0	0	1	9
13	RUSSO, Cullen		2-4	0-1	0-0	0	3	3	4	4	2	3	0	4	19
34	CARTER II, Terrell		0-5	0-0	4-9	0	1	1	1	4	0	1	0	0	13
Team						3	1	4							
Totals			22-52	6-13	21-33	11	26	37	18	71	10	15	2	12	200

FG % 1st Half: 9-24 37.5% 2nd half: 13-28 46.4% Game: 22-52 42.3%
 3FG % 1st Half: 4-9 44.4% 2nd half: 2-4 50.0% Game: 6-13 46.2%
 FT % 1st Half: 8-12 66.7% 2nd half: 13-21 61.9% Game: 21-33 63.6%

Deadball
Rebounds
4

Officials: Larry Spaulding, Bill Vinovich, Brent Meaux
 Technical fouls: New Mexico-None. Fresno State-None.
 Attendance: 8807

Score by periods	1st	2nd	Total
New Mexico	30	31	61
Fresno State	30	41	71

	In	Off	2nd	Fast	
Points	Paint	T/O	Chance	Break	Bench
NM	26	8	7	2	16
FS	30	20	9	10	13

Last FG - NM 2nd-01:36, FS 2nd-02:27.
 Largest lead - NM by 3 1st-11:13, FS by 10 2nd-10:38.
 NM led for 08:55. FS led for 24:06. Game was tied for 06:59.

Score tied - 10 times.
 Lead changed - 10 times.

2016-17 Fresno State's Roster

No.	Name	Pos.	Ht.	Wt.	Cl.	Hometown (High School/Previous School)
0	Darryl McDowell-White	G	6-1	175	Fr.	Brisbane, Australia (Wishart State School)
1	Jaron Hopkins	G	6-6	205	R-Jr.	Mesa, Ariz. (Colorado)
3	Paul Watson	G/F	6-7	215	Sr.	Phoenix, Ariz. (Paradise Valley HS)
4	Karachi Edo	F	6-6	235	Sr.	Dallas, Texas (Berkner HS)
5	Jahmel Taylor	G	6-0	175	Jr.	Los Angeles, Calif. (Washington)
10	Johnny McWilliams	G	6-6	195	Fr.	San Marcos, Calif. (San Marcos HS)
11	Bryson Williams	F	6-8	225	Fr.	Fresno, Calif. (Roosevelt HS)
13	Cullen Russo	F	6-9	235	Sr.	Bloomington, Minn. (New Mexico JC)
14	Ryan Beddeo	G	6-2	185	Fr.	Valencia, Calif. (Brewster Academy)
15	Grant Shell	G	6-3	190	So.	Burlington, Kan. (Burlington HS)
20	Sam Bittner	G	6-6	200	So.	Las Vegas, Nev. (Trinity International HS)
21	Deshon Taylor	G	6-1	180	R-So.	Riverside, Calif. (UMKC)
22	Ountae Campbell	G	6-4	195	So.	Los Angeles, Calif. (Brentwood HS)
24	Jacob Holland	G	6-4	195	Jr.	Los Lunas, N.M. (Otero Junior College)
32	Nate Grimes	F	6-8	215	R-Fr.	Las Vegas, Nev. (Quality Education Academy)
34	Terrell Carter II	C	6-10	290	Jr.	Los Angeles, Calif. (Redondo Union HS)
35	Lazaro Rojas	F/C	6-11	235	Fr.	São José dos Campos, Brazil (Score Academy)

Coaching Staff

Head Coach: Rodney Terry (6th Season, St. Edward's University, '90)

Associate Head Coach: Jerry Wainwright (3rd Season [2011-12, '15-present], Colorado College, '68)

Assistant Coach: Byron Jones (6th Season, Central Oklahoma, '93)

Assistant Coach: Kenton Paulino (5th Season, Texas, '08)

Director of Basketball Operations: Nick Matson (6th Season, Virginia Military Institute, '09)

Director of Strength & Conditioning: Johnny Olguin (5th Season, New Mexico Highlands, '00)

Athletic Trainer: Andrew Ure (2nd Season, Averett University, '09)

Special Assistant: Brandon Wieseemann (4th Season, Murray State, '12)

Director of Player Development: Mark Gisbertz (6th Season, Fresno State, '14)

Team Manager: Nate Leal (4th Season, Fresno State, '14)

Pronunciation Guide

Ryan Beddeo	BED-oh
Ountae Campbell	ON-tay
Terrell Carter II	TUR-rell
Karachi Edo	Car-RAA-chee EHH-dough
Jaron Hopkins	Juh-ron
Johnny Olguin	UI-GEE-n
Cullen Russo	RUE-so
Deshon Taylor	Duh-shawn
Andrew Ure	Your

2016-17 Fresno State's Season Stats

THE STAT CREW SYSTEM Fresno State Combined Team Statistics (as of Mar 02, 2017) All games

RECORD:	OVERALL	HOME	AWAY	NEUTRAL
ALL GAMES	19-11	13-2	6-9	0-0
CONFERENCE	11-7	8-1	3-6	0-0
NON-CONFERENCE	8-4	5-1	3-3	0-0

#	Player	gp-gs	min	avg	Total		3-Point		F-Throw		Rebounds				pf	dq	a	to	blk	stl	pts	avg
					fg-fga	fg%	3fg-fga	3fg%	ft-fga	ft%	off	def	tot	avg								
01	HOPKINS, Jaron	30-24	887	29.6	168-345	.487	7-31	.226	55-95	.579	41	123	164	5.5	83	2	104	89	8	64	398	13.3
21	TAYLOR, Deshon	30-13	821	27.4	93-210	.443	42-107	.393	128-147	.871	16	62	78	2.6	54	0	63	43	2	37	356	11.9
03	WATSON, Paul	30-30	965	32.2	117-284	.412	39-116	.336	74-106	.698	31	122	153	5.1	96	4	39	73	21	29	347	11.6
05	TAYLOR, Jahmel	30-25	999	33.3	101-229	.441	77-168	.458	55-70	.786	12	89	101	3.4	68	2	57	34	5	37	334	11.1
04	EDO, Karachi	14-6	361	25.8	46-96	.479	5-19	.263	30-52	.577	29	60	89	6.4	29	0	13	9	22	8	127	9.1
13	RUSSO, Cullen	23-17	594	25.8	63-160	.394	9-43	.209	50-88	.568	24	109	133	5.8	70	4	56	40	15	38	185	8.0
11	WILLIAMS, Bryson	30-23	508	16.9	93-152	.612	0-0	.000	41-64	.641	47	83	130	4.3	88	6	5	36	18	11	227	7.6
34	CARTER II, Terrell	30-3	445	14.8	73-127	.575	0-0	.000	24-56	.429	27	57	84	2.8	82	3	12	38	21	13	170	5.7
32	GRIMES, Nate	12-0	81	6.8	8-21	.381	0-0	.000	6-11	.545	14	9	23	1.9	11	0	1	3	3	3	22	1.8
20	BITTNER, Sam	25-9	331	13.2	12-44	.273	8-31	.258	1-2	.500	16	31	47	1.9	45	0	23	14	6	11	33	1.3
10	MCWILLIAMS, Johnny	21-0	135	6.4	7-36	.194	1-15	.067	11-18	.611	4	6	10	0.5	18	0	3	5	0	5	26	1.2
14	BEDDEO, Ryan	3-0	8	2.7	1-2	.500	0-1	.000	0-0	.000	0	1	1	0.3	0	0	2	3	0	1	2	0.7
00	MCDOWELL-WHITE,	5-0	15	3.0	1-2	.500	0-1	.000	1-1	1.000	0	0	0	0.0	1	0	0	0	0	0	3	0.6
Team											32	37	69				13					
Total.....		30	6150		783-1708	.458	188-532	.353	476-710	.670	293	789	1082	36.1	645	21	378	400	121	257	2230	74.3
Opponents.....		30	6150		686-1661	.413	207-641	.323	527-728	.724	288	751	1039	34.6	619	-	369	442	90	177	2106	70.2

TEAM STATISTICS	FS	OPP	Date	Opponent	Score	Att.
SCORING	2230	2106	1	11/11/16	UTSA	W 69-66 6088
Points per game	74.3	70.2	1	11/14/16	PRAIRIE VIEW A&M	L 78-84 6036
Scoring margin	+4.1	-	1	11/19/16	LAMAR	W 83-64 5269
FIELD GOALS-ATT	783-1708	686-1661		11/22/16	at CSU Bakersfield	L 63-71 3497
Field goal pct	.458	.413	2	11/25/16	at Oregon State	W 63-58 5005
3 POINT FG-ATT	188-532	207-641		11/30/16	MENLO COLLEGE	W 80-67 5147
3-point FG pct	.353	.323	3	12/03/16	at Drake	Wot 78-76 2633
3-pt FG made per game	6.3	6.9		12/06/16	at Marquette	L 81-84 11550
FREE THROWS-ATT	476-710	527-728		12/10/16	CAL POLY	W 73-59 7250
Free throw pct	.670	.724		12/14/16	HOLY NAMES	W 88-54 5304
F-Throws made per game	15.9	17.6		12/17/16	at Pacific	Wot 70-68 2051
REBOUNDS	1082	1039		12/20/16	at Oregon	L 63-75 7169
Rebounds per game	36.1	34.6	*	12/28/16	at New Mexico	L 73-78 11844
Rebounding margin	+1.4	-	*	12/31/16	NEVADA	W 77-76 6043
ASSISTS	378	369	*	01/04/17	WYOMING	W 85-70 6437
Assists per game	12.6	12.3	*	01/07/17	at San Jose State	L 62-69 1721
TURNOVERS	400	442	*	01/11/17	at Air Force	L 72-81 1232
Turnovers per game	13.3	14.7	*	01/14/17	BOISE STATE	W 89-80 6978
Turnover margin	+1.4	-	*	01/18/17	COLORADO STATE	W 78-57 6254
Assist/turnover ratio	0.9	0.8	*	01/21/17	at Nevada	W 81-76 10236
STEALS	257	177	*	01/28/17	at Utah State	L 65-78 6835
Steals per game	8.6	5.9	*	02/01/17	AIR FORCE	W 73-64 6145
BLOCKS	121	90	*	02/04/17	SAN DIEGO STATE	L 67-70 8882
Blocks per game	4.0	3.0	*	02/08/17	at Wyoming	Lo4 100-102 4156
ATTENDANCE	98790	90995	*	02/11/17	at Colorado State	L 62-78 5233
Home games-Avg/Game	15-6586	15-6066	*	02/15/17	SAN JOSE STATE	W 77-59 5914
Neutral site-Avg/Game	-	0-0	*	02/18/17	NEW MEXICO	W 71-61 8807
			*	02-22-17	at San Diego State	W 63-55 12029
			*	02/28/17	at Boise State	W 74-67 5804
			*	03/04/17	UNLV	W 72-59 8236

Score by Periods	1st	2nd	OT	OT2	OT3	OT4	Totals
Fresno State	990	1189	24	12	5	10	2230
Opponents	901	1156	20	12	5	12	2106

- (1) - 2016 Orange Express (Fresno, Calif. - Save Mart Center)
 (2) - 2016 Orange Express (Corvallis, Ore. - Gill Coliseum)
 (3) - 2016 Mountain West/Missouri Valley Challenge (Des Moines, Iowa - Knapp Center)
 * = Conference game

2016-17 Fresno State's Conference Stats

THE STAT CREW SYSTEM Fresno State Combined Team Statistics (as of Mar 04, 2017) Conference games

RECORD:	OVERALL	HOME	AWAY	NEUTRAL
ALL GAMES	11-7	8-1	3-6	0-0
CONFERENCE	11-7	8-1	3-6	0-0
NON-CONFERENCE	0-0	0-0	0-0	0-0

#	Player	gp-gs	min	avg	Total		3-Point		F-Throw		Rebounds				pf	dq	a	to	blk	stl	pts	avg
					fg-fga	fg%	3fg-fga	3fg%	ft-fa	ft%	off	def	tot	avg								
21	TAYLOR, Deshon	18-13	589	32.7	75-160	.469	35-77	.455	109-123	.886	12	43	55	3.1	40	0	38	29	1	24	294	16.3
01	HOPKINS, Jaron	18-12	522	29.0	102-212	.481	4-15	.267	37-62	.597	30	72	102	5.7	51	2	61	54	3	35	245	13.6
05	TAYLOR, Jahmel	18-13	608	33.8	56-142	.394	42-102	.412	33-43	.767	9	53	62	3.4	39	2	36	16	4	20	187	10.4
03	WATSON, Paul	18-18	557	30.9	66-171	.386	15-62	.242	37-61	.607	19	67	86	4.8	58	3	21	44	13	18	184	10.2
04	EDO, Karachi	13-6	337	25.9	42-89	.472	4-17	.235	27-46	.587	25	57	82	6.3	26	0	13	7	22	8	115	8.8
11	WILLIAMS, Bryson	18-12	317	17.6	53-96	.552	0-0	.000	32-46	.696	36	55	91	5.1	57	4	5	19	11	8	138	7.7
13	RUSSO, Cullen	11-5	233	21.2	25-66	.379	3-16	.188	15-28	.536	8	47	55	5.0	36	1	22	16	3	18	68	6.2
34	CARTER II, Terrell	18-2	226	12.6	29-58	.500	0-0	.000	13-26	.500	12	27	39	2.2	45	1	4	20	14	8	71	3.9
32	GRIMES, Nate	3-0	27	9.0	3-8	.375	0-0	.000	2-2	1.000	5	1	6	2.0	4	0	0	0	1	1	8	2.7
20	BITTNER, Sam	14-9	224	16.0	7-29	.241	6-23	.261	0-0	.000	8	22	30	2.1	30	0	13	12	4	7	20	1.4
14	BEDDEO, Ryan	2-0	6	3.0	1-2	.500	0-1	.000	0-0	.000	0	1	1	0.5	0	0	1	2	0	1	2	1.0
10	MCWILLIAMS, Johnny	11-0	54	4.9	3-14	.214	0-5	.000	3-5	.600	2	1	3	0.3	8	0	0	1	0	2	9	0.8
00	MCDOWELL-WHITE,	1-0	0	0.0	0-0	.000	0-0	.000	0-0	.000	0	0	0	0.0	1	0	0	0	0	0	0	0.0
Team											22	26	48				8					
Total.....		18	3700		462-1047	.441	109-318	.343	308-442	.697	188	472	660	36.7	395	13	214	228	76	150	1341	74.5
Opponents.....		18	3700		409-985	.415	131-386	.339	331-451	.734	165	461	626	34.8	367	-	217	267	66	99	1280	71.1

TEAM STATISTICS	FS	OPP
SCORING	1341	1280
Points per game	74.5	71.1
Scoring margin	+3.4	-
FIELD GOALS-ATT	462-1047	409-985
Field goal pct	.441	.415
3 POINT FG-ATT	109-318	131-386
3-point FG pct	.343	.339
3-pt FG made per game	6.1	7.3
FREE THROWS-ATT	308-442	331-451
Free throw pct	.697	.734
F-Throws made per game	17.1	18.4
REBOUNDS	660	626
Rebounds per game	36.7	34.8
Rebounding margin	+1.9	-
ASSISTS	214	217
Assists per game	11.9	12.1
TURNOVERS	228	267
Turnovers per game	12.7	14.8
Turnover margin	+2.2	-
Assist/turnover ratio	0.9	0.8
STEALS	150	99
Steals per game	8.3	5.5
BLOCKS	76	66
Blocks per game	4.2	3.7
ATTENDANCE	63696	59090
Home games-Avg/Game	9-7077	9-6566
Neutral site-Avg/Game	-	0-0

Date	Opponent	Score	Att.
* 12/28/16	at New Mexico	L 73-78	11844
* 12/31/16	NEVADA	W 77-76	6043
* 01/04/17	WYOMING	W 85-70	6437
* 01/07/17	at San Jose State	L 62-69	1721
* 01/11/17	at Air Force	L 72-81	1232
* 01/14/17	BOISE STATE	W 89-80	6978
* 01/18/17	COLORADO STATE	W 78-57	6254
* 01/21/17	at Nevada	W 81-76	10236
* 01/28/17	at Utah State	L 65-78	6835
* 02/01/17	AIR FORCE	W 73-64	6145
* 02/04/17	SAN DIEGO STATE	L 67-70	8882
* 02/08/17	at Wyoming	Lo4 100-102	4156
* 02/11/17	at Colorado State	L 62-78	5233
* 02/15/17	SAN JOSE STATE	W 77-59	5914
* 02/18/17	NEW MEXICO	W 71-61	8807
* 02-22-17	at San Diego State	W 63-55	12029
* 02/28/17	at Boise State	W 74-67	5804
* 03/04/17	UNLV	W 72-59	8236

(1) - 2016 Orange Express (Fresno, Calif. - Save Mart Center)
 (2) - 2016 Orange Express (Corvallis, Ore. - Gill Coliseum)
 (3) - 2016 Mountain West/Missouri Valley Challenge (Des Moines, Iowa - Knapp Center)
 * = Conference game

Score by Periods	1st	2nd	OT	OT2	OT3	OT4	Totals
Fresno State	604	702	8	12	5	10	1341
Opponents	537	706	8	12	5	12	1280

Fresno State's Last Time Out

Official Basketball Box Score -- Game Totals -- Final Statistics

UNLV vs Fresno State

03/04/17 4 p.m. PT at Save Mart Center --- Fresno, Calif.

UNLV 59 • 11-20, 4-14 MW

##	Player		Total	3-Ptr	FT-FTA	Rebounds			PF	TP	A	TO	Blk	Stl	Min
			FG-FGA	FG-FGA		Off	Def	Tot							
03	GREEN, Tyrell	f	1-13	0-8	2-2	2	4	6	1	4	2	0	0	0	26
20	JONES, Christian	f	2-7	0-0	2-4	2	5	7	3	6	2	2	0	0	34
01	CLYBURN, Kris	g	6-9	2-3	4-6	1	11	12	1	18	3	4	0	2	35
02	OFOEGBU, Uche	g	1-4	0-2	2-4	0	1	1	2	4	0	0	0	1	17
30	MOORING, Jovan	g	3-9	1-4	5-6	0	3	3	3	12	4	4	0	0	39
05	POYSER, Jalen		2-4	1-2	2-3	1	1	2	2	7	1	2	0	0	26
10	MORGAN, Zion		0-0	0-0	0-0	0	0	0	0	0	0	1	0	0	3
11	DEMBELE, Cheickna		1-3	0-0	0-3	2	2	4	4	2	0	2	0	1	10
31	BAXTER JR, Troy		3-4	0-1	0-0	0	1	1	0	6	0	1	1	0	10
Team						1	1	2							
Totals			19-53	4-20	17-28	9	29	38	16	59	12	16	1	4	200

FG % 1st Half: 8-30 26.7% 2nd half: 11-23 47.8% Game: 19-53 35.8%
 3FG % 1st Half: 3-13 23.1% 2nd half: 1-7 14.3% Game: 4-20 20.0%
 FT % 1st Half: 5-10 50.0% 2nd half: 12-18 66.7% Game: 17-28 60.7%

Deadball
Rebounds
6

Fresno State 72 • 19-11, 11-7 MW

##	Player		Total	3-Ptr	FT-FTA	Rebounds			PF	TP	A	TO	Blk	Stl	Min
			FG-FGA	FG-FGA		Off	Def	Tot							
03	WATSON, Paul	f	0-7	0-3	1-2	2	4	6	4	1	1	3	2	0	29
04	EDO, Karachi	f	0-0	0-0	0-0	0	0	0	0	0	0	0	0	0	0+
13	RUSSO, Cullen	f	1-5	0-1	0-0	1	6	7	4	2	2	2	0	0	23
01	HOPKINS, Jaron	g	7-14	1-2	1-3	2	6	8	3	16	4	1	0	1	33
21	TAYLOR, Deshon	g	7-14	1-4	4-5	0	3	3	1	19	3	1	0	3	35
05	TAYLOR, Jahmel		4-9	3-8	2-2	0	2	2	4	13	0	1	1	0	31
10	MCWILLIAMS, Johnny		0-0	0-0	0-0	0	0	0	1	0	0	1	0	1	10
11	WILLIAMS, Bryson		3-4	0-0	0-0	0	6	6	4	6	0	1	1	1	20
32	GRIMES, Nate		0-2	0-0	0-0	1	0	1	1	0	0	0	0	0	4
34	CARTER II, Terrell		7-9	0-0	1-1	1	0	1	4	15	1	2	2	2	15
Team						2	1	3				1			
Totals			29-64	5-18	9-13	9	28	37	26	72	11	13	6	8	200

FG % 1st Half: 15-33 45.5% 2nd half: 14-31 45.2% Game: 29-64 45.3%
 3FG % 1st Half: 3-10 30.0% 2nd half: 2-8 25.0% Game: 5-18 27.8%
 FT % 1st Half: 2-5 40.0% 2nd half: 7-8 87.5% Game: 9-13 69.2%

Deadball
Rebounds
1,2

Officials: Tommy Nunez, Frank Harvey III, Casey McClellan

Technical fouls: UNLV-None. Fresno State-None.

Attendance: 8236

Score by periods	1st	2nd	Total
UNLV	24	35	59
Fresno State	35	37	72

	In	Off	2nd	Fast	
Points	Paint	T/O	Chance	Break	Bench
UNLV	28	16	10	11	15
FS	44	18	2	10	34

Last FG - UNLV 2nd-02:00, FS 2nd-01:02.

Largest lead - UNLV by 4 1st-16:07, FS by 21 2nd-12:33.

UNLV led for 05:13. FS led for 34:15. Game was tied for 00:32.

Score tied - 1 time.

Lead changed - 3 times.

By The Numbers

SINGLE GAME HIGHS (2016-17 SEASON)

New Mexico

Points: 33 - Elijah Brown vs. Wyoming (1-21-17)
FG Made: 13 - Tim Williams vs. Utah State (1-4-17)
FG Att: 25 - Elijah Brown vs. Wyoming (1-21-17)
FG %*: .909 - Tim Williams vs. Houston Baptist (11-14-16)
3FG Made: 5 - Elijah Brown at UNLV (2-1-17)
3FG Att: 11 - Elijah Brown (2x)
FT Made: 15 - Elijah Brown vs. SDSU (3-4-17)
FT Att: 17 - Elijah Brown vs. SDSU (3-4-17)
FT %*: 100% - 24 Times
Rebounds: 11 - Tim Williams (4X)/ Joe Furstinger/Obij Aget
Assists: 8 - Two players
Steals: 4 - Two players
Blocks: 7 - Obij Aget vs. UNLV (1-10-17)

*Minimum eight attempts

Opponents

Points: 45 - Jordan Caroline, Nevada (1-7-17)
FG Made: 17 - Jordan Caroline, Nevada (1-7-17)
FG Att: 29 - Jordan Caroline, Nevada (1-7-17)
FG %*: .889 - Deon Barrett, UTEP (12-7-16)
3FG Made: 7 - Deon Barrett, UTEP (12-7-16)
3FG Att: 12 - Three Players
FT Made: 12 - Koby McEwen, Utah State (1-4-17)
FT Att: 16 - Koby McEwen, Utah State (1-4-17)
FT %*: 1.000 - Seven Players
Rebounds: 14 - Eli Chuha, NMSU (12-10-16)
Assists: 12 - Dominic Artis, UTEP (12-7-16)
Steals: 6 - Ethan Telfair, ISU (11-11-16)
Blocks: 5 - Cameron Oliver, Nevada (1-7-17)

*Minimum eight attempts

NEW MEXICO'S RECORD WHEN...

	All Games	MW
Leading at the half:	11-4	6-3
Trailing at the half:	3-7	1-3
Tied at the half:	3-2	3-2
Outrebounding opponent:	11-2	5-1
Outrebounded by opponent:	5-10	5-6
Commit more turnovers than opponent:	5-9	3-6
Commit less turnovers than opponent:	9-3	5-2
Commit more than 10 turnovers:	13-11	8-6
Commit less than 10 turnovers:	3-2	2-2
When shooting 50.0% or higher:	7-1	4-1
When shooting less than 50.0%:	10-12	6-7
Overtime games:	0-1	0-1
More bench points than opponent:	13-7	7-5
Inside The Pit:	11-4	5-4
On the Road:	5-7	5-4
At a neutral site:	1-2	0-0
Against ranked teams:	0-1	0-0
In cherry jerseys:	3-6	3-2
In silver jerseys:	0-2	0-1
In white jerseys:	11-5	5-5
In anthracite jerseys:	1-1	1-0
In turquoise jerseys:	2-0	1-0
In November:	5-2	0-0
In December:	3-3	1-0
In January:	5-4	5-4
In February:	3-4	3-4
In March:	1-0	1-0
When UNM scores less than 50 points:	0-1	0-0
When UNM scores 50-60 points:	0-2	0-1
When UNM scores 60-70 points:	3-4	2-4
When UNM scores 70-80 points:	7-5	6-2
When UNM scores 80+ points:	7-1	2-1

SCORING MARGIN BREAKDOWN

Total	1	2	3	4	5	6	7	8	9	10	11-15	16-20	21+
Win	1	0	1	0	3	1	2	0	1	0	4	2	1
Loss	1	0	0	1	2	0	1	0	0	1	4	1	1

Dunks: Logwood (11), Williams (11), Aget (32), Adams (7), Jefferson (3), Furstinger (6), MacDougall (5), Brown (3), Kuiper (3), Harris (3)
Charges: Adams (5), Hunter (3), Brown (1), Harris (1)

CHARTING THE NUMBERS

	Season	Career
Double-Digit Scoring Games		
Elijah Brown	28	59 (31-28)
Tim Williams	20	49 (28-21)
Obij Aget	7	24 (14-9)
Sam Logwood	10	20 (11-9)
Xavier Adams	1	5 (3-2)
Jalen Harris	3	3 (1-2)
Jordan Hunter	3	4 (2-2)
Dane Kuiper	6	7 (5-2)
Anthony Mathis	1	2 (1-1)
Damien Jefferson	6	6 (3-3)
Connor MacDougall	3	3 (2-1)
40-Point Games		
Elijah Brown		1 (0-1)
30-Point Games		
Tim Williams	2	2 (1-1)
Elijah Brown	1	6 (4-2)
20-Point Games		
Elijah Brown	12	30 (16-13)
Tim Williams	4	15 (10-5)
Sam Logwood	1	1 (1-0)
Scoring Leaders		
Elijah Brown	19	41 (23-18)
Tim Williams	10	17 (8-9)
Obij Aget	0	4 (1-3)
Sam Logwood	3	5 (4-1)
Dane Kuiper	1	1 (0-1)
Connor MacDougall	1	1 (0-1)
10+ Rebound Games		
Tim Williams	4	10 (7-3)
Obij Aget	2	10 (6-4)
Elijah Brown	1	3 (1-2)
Joe Furstinger	1	1 (0-1)
Sam Logwood	1	1 (0-1)
Rebounding Leaders		
Tim Williams	13	32 (16-16)
Obij Aget	5	25 (14-10)
Elijah Brown	9	16 (11-5)
Sam Logwood	3	5 (4-1)
Tim Jacobs	0	2 (1-1)
Joe Furstinger	2	2 (0-3)
Damien Jefferson	1	1 (0-1)
Xavier Adams	1	1 (1-0)
Connor MacDougall	1	1 (1-0)
Jalen Harris	1	1 (0-1)
Double-Doubles		
Tim Williams	4	10 (7-3)
Obij Aget	2	10 (6-4)
Elijah Brown	1	3 (1-2)
Sam Logwood	1	1 (0-1)
Assist Leaders		
Elijah Brown	11	24 (13-11)
Sam Logwood	2	8 (3-5)
Dane Kuiper	1	3 (3-0)
Tim Williams	2	3 (3-0)
Joe Furstinger	1	2 (1-1)
Jordan Hunter	6	7 (5-2)
Aher Uguak	1	1 (1-0)
Xavier Adams	0	1 (1-0)
Jalen Harris	9	9 (2-7)
Anthony Mathis	1	1 (0-1)
Damien Jefferson	1	1 (1-0)

* () Team's record in those games

The Last Time It Happened

NEW MEXICO

As A Team:

Scored 100 Points:	104 - Nevada (1-7-17)
Scored 90-99 Points:	95 - Houston Baptist (11-14-16)
Scored 80-89 Points:	80 - at UNLV (2-1-17)
Scored Less Than 50 Points:	46 - at Arizo na (12-20-16)
Scored Less Than 40 Points:	34 - at #25 San Diego State (1-26-13)
Won By 40 Points:	W, 83-43 - UAPB (12-17-16)
Won By 30 Points:	W, 88-52 - Alabama A&M (11-17-13)
Won By 20 Points:	W, 85-55 - Air Force (1-27-16)
Lost By 20-29 Points:	L, 92-72 - Virginia Tech (11-24-16)
Lost By 30 Points:	L, 77-46 - at Arizona (12-20-16)
Shot 65% Or Better:	69.2% (27-39) - at Air Force (1-15-05)
Shot 60% Or Better:	64.9% (37-57) - CSUN (11-25-16)
Shot Less Than 35%:	33.8% (24-71) - at San Diego State (2-6-16)
Shot Less Than 30%:	26.2% (17-65) - at Arizona (12-20-16)
Shot 60% 3FG Or Better:	66.7% (6-9) - at CSU (1-14-17)
Shot Less Than 30% 3FG:	15.0% (3-20) - at Wyoming (2-25-1&)
Made 10 Three-Pointers:	11 (of 37) - at Air Force (2-20-16)
Shot 100% on Free Throws:	100% (17-17) - vs. Utah State (1-24-17)
Shot 95% On Free Throws:	95.5% (21-22) - at Boise State (1-17-17)
Shot 85% On Free Throws:	87.9% (29-33) - vs. Fresno State (12-28-16)
Shot Less Than 50% On FTs:	45.5% (5-11) - at Air Force (3-9-13)
Had 50 Rebounds:	58 - vs. UAB (11-21-13)
Had 20 Offensive Rebounds:	23 - at USC (11-21-15)
Had 20 Assists:	22 - Rice (12-19-15)
Had 20 Turnovers:	22 - UAPB (12-17-16)
Had Less Than 10 Turnovers:	9 - at Wyoming (2-25-17)
Had 10 Steals:	10 - vs. Fresno State (12-28-16)
Had 10 Blocks:	12 - vs. UMass (11-22-13)
Had Two or More 20-Point Scorers:	vs. Nevada (1-7-17)
	Elijah Brown (26) & Tim Williams (26)
Had 6 Double-Digit Scorers:	North Dakota (1-7-12)
Had 5 Double-Digit Scorers:	Wyoming (1-16-16)
Had No Double-Digit Scorers:	at San Diego State (1-6-15)
Had Two 10+ Rebounders:	vs. Wyoming (1-21-15)
	Tim Williams (11) & Elijah Brown (10)
Scored 50 Points In 1st Half:	54 - CSUN (11-25-16)
Scored 50 Points In 2nd Half:	50 - vs. Nevada (1-7-17)
Scored 20 Or Fewer Points In 1st Half:	16 - at Arizona (12-20-16)
Scored 20 Or Fewer Points In 2nd Half:	15 - at #25 San Diego State (1-26-13)
Failed To Make a 3FG:	(0-10) - vs. Washington State (12-25-15)
Defeated a Ranked Team:	W, 66-53 vs. #24/#24 Colorado State (1-3-15)
Lost To a Ranked Team:	L, 77-46 - at No. 18/18 Arizona (12-20-16)
Won an OT Game:	W, 52-49 vs. Wyoming (3-7-15)
Lost an OT Game:	L, 105-104 vs. Nevada (1-7-17)
Won a 2OT Game:	W, 97-94 vs. UAB (11-21-13)
Lost a 2OT Game:	L, 73-76 at Dayton (1-1-10)
Won a 3OT Game:	W, 104-99, Fresno State (3-8-96)
Lost a 3OT Game:	Never
As An Individual:	
Had a Triple-Double:	Luc Longley (17 pts, 14 rebs, 10 assts) vs. Penn State (3-28-90)
Had a Double-Double (Pts/Reb):	Sam Logwood (12/11) - at Wyoming (2-25-17)
Had a Double-Double (Pts/Asst):	Kendall Williams (11 pts & 10 assts) at Nevada (3-2-14)
Scored 20+ Pts with 10+ Rebs:	Tim Williams (31 pts & 11 rebs) Houston Baptist (11-14-16)
Scored 30 Points:	Elijah Brown (30) vs. Wyoming (1-21-17)
Scored 30 Points (MW Only):	Elijah Brown vs. Wyoming (1-21-17)
Scored 20 Points:	Elijah Brown (29) - vs. SDSU (3-4-17)
Scored 20 Points (MW Only):	Elijah Brown (29) - vs. SDSU (3-4-17)
Had 20 Rebounds:	Drew Gordon (20) UNLV (2-18-12)
Had 15 Rebounds:	Tim Williams (15) at USC (11-21-15)
Had 10 Assists:	Kendall Williams (10) at Nevada (3-2-14)
Had 5 Steals:	Demetrius Walker (5) Montana (12-20-11)
Had 5 Blocks:	Objij Aget (5) - vs. Fresno State (2-18-17)

VERSUS NEW MEXICO

As A Team:

Scored 100 Points:	105 - Nevada (1-7-17)
Scored 90 Points:	92 - Virginia Tech (11-24-16)
Scored 80-89 Points:	82 - at Wyoming (2-25-17)
Scored Less Than 50 Points:	49 - Wyoming (3-7-15)
Scored Less Than 40 Points:	38 - Wyoming (2-11-12)
Shot 50% Or Better:	54.0% (27-50) - SJSU (2-4-17)
Shot Less Than 35%:	31.5% (17-54) - vs. SDSU (3-4-17)
Shot Less Than 30%:	26.3% (15-57) - UAPB (12-17-16)
Shot 50% 3FG Or Better:	50.0% (11-22) - NMSU (12-10-16)
Shot Less Than 20% 3FG:	19% (4-21) - vs. SDSU (3-4-17)
Made 10 Three-Pointers:	14 (of 23) - at Wyoming (2-25-17)
Shot 75% On Free Throws:	76.5% (13-17) - Boise State (2-14-17)
Shot Less Than 50% On FT's:	43.8% (7-16) - Boise State (2-17-16)
Had 50 Rebounds:	51 - at Purdue (12-5-15)
Had 20 Offensive Rebounds:	21 - at Fresno State (1-2-16)
Had 20 Assists:	25 - Nevada (1-7-17)
Had 20 Turnovers:	22 - UAPB (12-17-16)
Had Less Than 10 Turnovers:	5 - vs. CSU (2-21-17)
Had 10 Steals:	12 - Fresno State (2-18-17)
Had 10 Blocks:	11 - at USC (11-21-15)
Had 40-Point and 20 Point Scorers:	Nevada (1-7-17)
	Jordan Caroline (45) & Marcus Marshall (26)
Had 30-Point and 20-Point Scorers:	Fresno State (2-27-16)
	Marvelle Harris (32) & Julien Lewis (21)
Had Two or More 20-Point Scorers:	UNLV (2-1-17)
	Tyrell Green (25) & Jovan Mooring (23)
Had 6 Double-Digit Scorers:	TCU (2-25-12)
Had 5 Double-Digit Scorers:	at Boise State (1-17-17)
Had No Double-Digit Scorers:	ULM (12-13-14)
Had Two 10+ Rebounders:	NMSU (12-10-16)
	Eli Chuha (14) & Jemerrio Jones (10)
Scored 50+ Points In 1st Half:	50 - UTEP (12-3-06)
Scored 50+ Points In 2nd Half:	63 - Nevada (1-7-17)
Scored 20 Or Less Points In 1st Half:	18 - Utah State (1-9-16)
Scored 20 Or Less In 2nd Half:	19 - New Mexico State (12-3-14)
Scored 15 Or Less Points In 1st Half:	11 - UAPB (12-17-16)
Failed To Make a 3FG:	(0-7) - New Mexico State (12-16-15)
As An Individual:	
Had a Triple-Double:	Ethan Telfair (25 pts, 12 rebs, 10 assts) Idaho State (11-11-16)
Had a Double-Double (Pts/Reb):	Justin James - (22/10) Wyoming (2-25-17)
Had a Double-Double (Pts/Asst):	Dominic Artis (13 pts & 12 Assists) UTEP (12-7-16)
Had 20+ Points & 10+ Rebounds	Justin James - (22/10) Wyoming (2-25-17)
Scored 30+ Points in Back-to-Back Games Vs. UNM:	Derrick Marks Boise State 31 points (1-18-15) & 30 points (2-24-15)
Scored 40 Points:	Jordan Caroline (45) - Nevada (1-7-17)
Scored 40 Points (MW Only):	Jordan Caroline (45) - Nevada (1-7-17)
Scored 30 Points:	Chandler Hutchison (31) - Boise State (2-14-17)
Scored 30 Points (MW Only):	Chandler Hutchison (31) - Boise State (2-14-17)
Scored 20 Points:	Justin James (22) - Wyoming (2-25-17)
Scored 20 Points (MW Only):	Justin James (22) - Wyoming (2-25-17)
Had 20 Rebounds:	Ryan Watkins (22) - Boise State (1-21-14)
Had 15 Rebounds:	Cameron Oliver (26 pts) - Nevada (3-10-16)
Had 10 Assists:	Dominic Artis (12) - UTEP (12-7-16)
Had 5 Steals:	Jeremy Lieberman (5) - Wyoming (2-25-17)
Had 5 Blocks:	Cameron Oliver (5) - Nevada (1-7-17)

Welcome to The Pit, A Mile High and Louder Than...



WHAT THEY ARE SAYING

"What a terrific atmosphere for college basketball. Great building... Great history... 18,000 screaming fans. It's big time college hoops, baby!"
- Dick Vitale, ESPN

"I consider the game we played in Albuquerque in 1978 one of the most exciting of my career. The Pit is the toughest place to play because of their tremendous atmosphere."
- Jim Boeheim, Syracuse head coach

"When you go into a place like The Pit, there will be challenge different from a regular road game. The crowd can dictate the tempo and momentum. The Pit crowd forces you to be patient."
- Lute Olsen, former Arizona head coach

"A mile high but 37 feet underground, the Pit in Albuquerque has been the site of many mind-blowing college basketball games, including North Carolina State's upset of Houston in '83 and just about any New Mexico home game. The noise created by fans, which has been measured at 125 decibels -- the pain threshold for the human ear is 130 -- is a palpable force."
- Sports Illustrated

- Voted one of "The Top Five Loudest, Most Intimidating Places to Play" by NCAA.com
- Ranked in the top 20 sporting venues of the 20th century by Sports Illustrated
- USA Today ranked The Pit in its "Ten Great Places to Get Pumped for NCAA Action"
- According to Fox Sports, it's one of the top ten "old school" college basketball arenas in the country



THE GREATEST GAME EVER PLAYED

WisePies Arena - The Pit was the site of one of the greatest college basketball games ever played. It hosted the 1983 national championship game that saw the NC State Wolfpack upset Hakeem Olajuwon, Clyde Drexler and the Houston Cougars. Coach Jimmy Valvano and the Wolfpack downed the Cougars on a last second put back by Lorenzo Charles. The iconic shot of the late Valvano running onto the court looking for a hug is one of the lasting images in college basketball history.

ABOUT THE PIT

- Built in 1966 (\$1.4 million)
- Capacity of 15,411 (previously 18,018)
- \$60 million renovation was completed in 2010
- New floor installed before the 2013-14 season
- Seating includes 40 suites and a club area
- Officially named WisePies Arena on Dec. 1, 2014 after \$5 million gift for naming rights by local New Mexico business. It is still referred to as The Pit, its officially-recognized nickname.
- Less than 30 of 345 NCAA Division I basketball programs play in a college-only arena named after a business or organization founded or headquartered in its home state.
- The Lobos have averaged an astounding 15,410 fans in 49 out of 50 years, an amazing 95% of capacity
- Has ranked in the top 25 in attendance nationally every season since the 1966-67 season with 35 seasons in the top ten in the NCAA in attendance
- Led the Mountain West in attendance in 11 of the conference's 16 years of existence
- New Mexico's all-time winning percentage in WisePies Arena - The Pit is over 81 percent.
- The floor is named Bob King Court in honor of the former head coach who led the Lobos from 1963 to 1972.

The 2016-17 Lobo Men's Basketball Program



The 2016-17 Lobos



Aher Uguak
6'7" - 206 lbs. - Freshman - Guard/Forward
Edmonton, Canada (Harry Ainlay HS)

NOTEWORTHY :

- Graduated and played at Harry Ainlay HS
- Two-time Provincial Champion
- Rated as one of the best high school players in Western Canada
- Played for Drive Elite's summer team
- Named 2015 Alberta NPH Showcase Camp MVP

GAME-BY-GAME STATISTICS

Opponent	Date	GS	Min	FG-A	3FG-A	FT-A	O-D-TR	PF	A	TO	B	S	PTS
Idaho State	11-11-16	7	0-1	0-0	0-0	1-0-1	0	0	1	0	0	0	0
Houston Baptist	11-14-16	14	2-3	1-1	0-0	0-1-1	2	1	0	0	2	5	0
New Mexico State	11-18-16	3	0-1	0-0	0-0	1-0-1	0	0	0	0	0	0	0
vs. Virginia Tech	11-24-16	11	0-1	0-0	2-2	0-0-0	0	0	0	0	0	2	0
vs. CSUN	11-25-16	9	1-1	0-0	0-2	0-0-0	0	0	0	0	2	2	0
vs. Dayton	11-27-16	2	0-0	0-0	0-0	0-0-0	1	0	0	0	0	0	0
Abilene Christian	11-30-16	10	0-1	0-1	0-0	0-0-0	0	1	0	0	0	0	0
at Illinois State	12-03-16					DNP							
UTEP	12-07-16					DNP							
at New Mexico S.	12-10-16					DNP							
Arkansas-Pine Bluff	12-17-16*	17	0-2	0-1	5-6	1-2-3	0	2	5	0	1	3	0
at Arizona	12-20-16*	10	0-2	0-2	0-0	1-0-1	0	0	0	0	0	0	0
Fresno State*	12-28-16					DNP							
at San Diego State*	01-01-17					DNP							
at Utah State*	01-04-17					DNP							
Nevada*	01-07-17	2	0-1	0-1	0-0	0-0-0	0	0	0	1	0	0	0
UNLV*	01-10-17					DNP							
at Colorado State*	01-14-17	5	0-0	0-0	0-2	1-1-2	0	1	0	0	0	0	0
at Boise State*	01-17-17					DNP							
Wyoming*	01-21-17					DNP							
Utah State*	01-24-17					DNP							
at Nevada*	01-28-17	8	1-3	0-2	0-0	1-0-1	1	0	1	0	0	2	0
at UNLV*	02-01-17	10	0-1	0-0	0-0	2-0-2	3	0	2	0	0	0	0
San Jose State*	02-04-17	16	1-1	0-0	0-0	1-1-2	3	1	1	0	0	2	0
at Air Force*	02-08-17	5	1-1	0-0	1-3	0-0-0	1	0	1	0	0	3	0
Boise State*	02-14-17					DNP							
at Fresno State*	02-18-17	3	0-0	0-0	0-0	0-0-0	0	1	0	0	0	0	0
Colorado State*	02-21-17	4	0-0	0-0	0-0	0-0-0	1	0	1	0	0	0	0
at Wyoming*	02-25-17	4	1-1	0-0	0-0	0-0-0	1	0	1	0	0	2	0
San Diego State*	03-04-17	0+	0-0	0-0	0-0	0-0-0	0	0	0	0	0	0	0

SEASON HIGHS

Points: 5 vs. Houston Baptist (11-14-16)
FG: 2 vs. Houston Baptist (11-14-16)
FGA: 3 (2x) Last time at Nevada (1-28-17)
3FG: 1 vs. Houston Baptist (11-14-16)
3FGA: 2 (2x) Last time at Nevada (1-28-17)
FT: 5 vs. UAPB (12-17-16)
FTA: 5 vs. UAPB (12-17-16)
Rebounds: 3 vs. UAPB (12-17-16)
Assists: 2 vs. UAPB (12-17-16)
Blocks: 1 vs. Nevada (1-7-17)
Steals: 2 (2x) Last Time vs. CSUN (11-25-16)
Minutes Played: 17 vs. UAPB (12-17-16)

CAREER HIGHS

Points: 5 vs. Houston Baptist (11-14-16)
FG: 2 vs. Houston Baptist (11-14-16)
FGA: 3 (2x) Last time at Nevada (1-28-17)
3FG: 1 vs. Houston Baptist (11-14-16)
3FGA: 2 (2x) Last time vs. Nevada (1-28-17)
FT: 5 vs. UAPB (12-17-16)
FTA: 5 vs. UAPB (12-17-16)
Rebounds: 3 vs. UAPB (12-17-16)
Assists: 2 vs. UAPB (12-17-16)
Blocks: 1 vs. Nevada (1-7-17)
Steals: 2 (2x) Last Time vs. CSUN (11-25-16)
Minutes Played: 17 vs. UAPB (12-17-16)

MISCELLANEOUS STATISTICS

	SEASON	CAREER
Led Team in Steals	1	1

CAREER STATISTICS

			Total		3-Point		F-Throws		Rebounds											Scoring	
Season	gp-gs	min/avg	fg-fga	pct	fg-fga	pct	ft-fta	pct	off	def	tot	avg	pf	fo	ast	to	blk	stl	pts	avg	
2016-17	19-2	140/7.4	7-20	.350	1-8	.125	8-15	.533	9	5	14	0.7	14	0	7	13	1	5	23	1.2	
TOTAL	19-2	140/7.4	7-20	.350	1-8	.125	8-15	.533	9	5	14	0.7	14	0	7	13	1	5	23	1.2	

The 2016-17 Lobos



Jordan Hunter
5'11" - 180 lbs. - Sophomore - Guard
Beaumont, Texas (Ozen HS)

NOTEWORTHY :

- Led Lobos in assists with eight and steals with two in season opener
- Scored career-high 11 points in win over Boise State (1-17-17)
- Went a career-high 6-for-6 from FT line against Boise State (1-17-17)
- District Co-MVP as a senior in high school
- Reached the championship game of the 2015 Texas 5A state tournament

GAME-BY-GAME STATISTICS

Opponent	Date	GS	Min	FG-A	3FG-A	FT-A	O-D-TR	PF	A	TO	B	S	PTS
Idaho State	11-11-16 *	34	1-6	0-3	4-6	1-5-6	3	8	2	0	2	6	
Houston Baptist	11-14-16 *	17	2-3	1-2	4-4	1-4-5	2	2	1	0	1	9	
New Mexico State	11-18-16 *	25	1-2	0-1	0-0	1-2-3	2	2	2	0	0	2	
vs. Virginia Tech	11-24-16 *	24	4-7	2-4	0-0	1-1-2	2	4	2	0	1	10	
vs. CSUN	11-25-16 *	30	2-5	1-1	4-4	0-1-1	2	4	1	0	2	9	
vs. Dayton	11-27-16 *	27	2-7	2-4	0-0	0-3-3	2	1	3	0	0	6	
Abilene Christian	11-30-16 *	22	0-2	0-0	0-0	0-2-2	1	1	1	0	0	0	
at Illinois State	12-03-16 *	27	2-8	0-2	2-2	0-2-2	5	7	2	0	1	6	
UTEP	12-07-16 *	33	4-6	2-3	0-0	0-4-4	2	6	3	0	0	10	
at New Mexico S.	12-10-16 *	12	1-3	0-1	0-0	1-1-2	1	0	0	0	0	2	
Arkansas-Pine Bluff	12-17-16	13	2-2	2-2	2-2	0-2-2	1	0	2	0	2	8	
at Arizona	12-20-16	12	0-1	0-0	1-2	0-0-0	2	0	2	0	0	1	
Fresno State*	12-28-16	15	2-3	0-1	0-0	0-1-1	1	1	1	0	1	4	
at San Diego State*	01-01-17	11	0-0	0-0	0-0	0-0-0	1	2	1	0	0	0	
at Utah State*	01-04-17				DNP								
Nevada*	01-07-17				DNP								
UNLV*	01-10-17	2	0-1	0-0	0-0	0-0-0	1	0	0	0	0	0	
at Colorado State*	01-14-17	21	2-5	1-1	0-0	0-2-2	3	2	2	0	0	5	
at Boise State*	01-17-17	20	2-5	1-2	6-6	1-1-2	2	2	1	0	1	11	
Wyoming*	01-21-17	14	2-3	0-0	1-2	0-3-3	3	2	1	0	1	5	
Utah State*	01-24-17	21	1-5	0-3	4-4	0-1-1	1	5	0	0	2	6	
at Nevada*	01-28-17	21	1-4	1-4	2-2	0-1-1	0	2	3	0	0	5	
at UNLV*	02-01-17	14	2-3	1-1	3-4	0-1-1	4	1	2	0	0	8	
San Jose State*	02-04-17	15	3-5	1-2	0-0	1-2-3	2	2	1	0	0	7	
at Air Force*	02-08-17	21	2-4	1-3	3-4	1-0-1	2	1	1	0	0	8	
Boise State*	02-14-17	27	3-3	0-0	3-3	0-1-1	1	5	1	0	0	9	
at Fresno State*	02-18-17	21	1-1	1-1	3-4	0-2-2	2	3	1	0	1	6	
Colorado State*	02-21-17	18	2-3	2-3	0-0	0-4-4	0	2	2	0	0	6	
at Wyoming*	02-25-17 *	21	3-4	0-0	2-2	0-2-2	1	3	1	0	0	8	
San Diego State*	03-04-17 *	20	1-5	1-2	1-2	0-2-2	2	1	1	1	0	4	

SEASON HIGHS

Points: 11 vs. Boise State (1-17-17)
FG: 4 (2x) Last time vs. UTEP (12-7-16)
FGA: 8 vs. Illinois State (12-3-16)
3FG: 2 (5x) Last time vs. CSU (2-21-17)
3FGA: 4 (3x) Last time at Nevada (1-28-17)
FT: 6 vs. Boise State (1-17-17)
FTA: 6 (2x) Last time vs. Boise State (1-17-17)
Rebounds: 6 vs. Idaho State (11-11-16)
Assists: 8 vs. Idaho State (11-11-16)
Blocks: N/A
Steals: 2 (3x) Last time vs. Utah State (1-12-17)
Minutes Played: 34 vs. Idaho State (11-11-16)

CAREER HIGHS

Points: 11 vs. Boise State (1-17-17)
FG: 4 (2x) Last time vs. UTEP (12-7-16)
FGA: 8 vs. Illinois State (12-3-16)
3FG: 2 (6x) Last time vs. UAPB (12-17-16)
3FGA: 4 (3x) Last time at Nevada (1-28-17)
FT: 6 vs. Boise State (1-17-17)
FTA: 6 (2x) Last time vs. Boise State (1-17-17)
Rebounds: 6 vs. Idaho State (11-11-16)
Assists: 8 vs. Idaho State (11-11-16)
Blocks: 1 vs. Northern Iowa (12-12-15)
Steals: 3 vs. Utah State (1-9-16)
Minutes Played: 34 vs. Idaho State (11-11-16)

MISCELLANEOUS STATISTICS

	SEASON	CAREER
Double-Digit Scoring	3	4
Led Team in Blocks		1
Led Team in Assists	6	7
Led Team in Steals	3	3

CAREER STATISTICS

Season	gp-gs	min/avg	Total fg-fga pct	3-Point fg-fga pct	F-Throws ft-fa pct	Rebounds off def tot avg	pf fo ast to blk stl	Scoring pts avg
2015-16	28-1	253/9.0	23-53 .434	10-24 .417	7-10 .700	3 23 26 0.9	22 0 31 26 1 14	63 2.3
2016-17	28-12	558/19.9	48-106 .453	20-46 .435	45-53 .849	8 50 58 2.1	52 1 69 40 1 15	161 5.8
TOTAL	56-13	811/14.5	71-159 .447	30-70 .429	52-63 .825	11 73 84 1.5	74 1 100 66 2 29	224 4.0

The 2016-17 Lobos

4



Elijah Brown
6'4" - 200 lbs. - RS-Junior - Guard
Orange County, Calif. (Butler)

NOTEWORTHY :

- Named MW Preseason Player of the Year
- 2017 Jerry West Award Watch List
- Has 1,260 career points at UNM, 34th Lobo to hit 1,000 point club
- 41 against Fresno State last season is most in WisePies Arena since 2003 for UNM
- 33 points against San Jose State last season is school record off the bench
- 15-for-15 FT shooting vs. Nevada last year was one short of school record
- Son of current NBA assistant coach Mike Brown (Warriors)

GAME-BY-GAME STATISTICS

SEASON HIGHS

Opponent	Date	GS	Min	FG-A	3FG-A	FT-A	O-D-TR	PF	A	TO	B	S	PTS
Idaho State	11-11-16	*	30	5-13	1-6	3-4	1-3-4	3	4	6	0	1	14
Houston Baptist	11-14-16	*	28	1-8	0-5	4-4	0-2-2	1	5	4	0	2	6
New Mexico State	11-18-16	*	34	6-17	1-7	6-8	0-8-8	1	2	2	0	1	19
vs. Virginia Tech	11-24-16	*	25	5-13	2-7	4-6	1-3-4	3	0	2	0	0	16
vs. CSUN	11-25-16	*	28	7-11	3-5	4-6	1-2-3	3	7	2	0	1	21
vs. Dayton	11-27-16	*	32	4-14	3-8	5-5	0-5-5	1	3	3	0	0	16
Abilene Christian	11-30-16	*	32	5-12	2-4	1-3	0-9-9	1	2	0	0	2	13
at Illinois State	12-03-16	*	30	6-17	3-11	6-6	0-5-5	2	4	4	0	3	21
UTEP	12-07-16	*	35	8-13	3-7	6-11	0-6-6	0	0	3	0	2	25
at New Mexico S.	12-10-16	*	30	5-14	1-9	7-9	0-2-2	3	3	3	0	2	18
Arkansas-Pine Bluff	12-17-16		16	1-4	1-3	4-4	0-2-2	0	3	2	0	1	7
at Arizona	12-20-16		25	5-13	1-4	6-9	0-1-1	2	2	2	0	1	17
Fresno State*	12-28-16		30	2-10	1-4	14-14	0-3-3	3	3	4	1	1	19
at San Diego State*	01-01-17	*	36	5-13	4-6	8-8	0-2-2	3	1	3	0	2	22
at Utah State*	01-04-17	*	15	4-8	3-5	6-8	2-1-3	4	0	2	0	1	17
Nevada*	01-07-17	*	35	7-15	3-6	9-12	0-4-4	3	2	2	0	3	26
UNLV*	01-10-17	*	37	4-13	0-5	5-5	1-5-6	4	3	2	0	1	13
at Colorado State*	01-14-17	*	30	6-12	4-6	9-11	0-9-9	4	7	4	1	1	25
at Boise State*	01-17-17	*	33	4-13	2-6	6-7	0-7-7	2	4	4	0	1	16
Wyoming*	01-21-17	*	37	12-25	3-11	6-7	1-9-10	2	3	1	1	1	33
Utah State*	01-24-17	*	34	8-13	2-5	6-6	1-7-8	2	3	5	0	1	24
at Nevada*	01-28-17	*	38	5-16	3-9	5-7	1-4-5	1	5	6	0	1	18
at UNLV*	02-01-17	*	38	8-17	5-9	8-8	0-7-7	0	2	3	0	1	29
San Jose State*	02-04-17	*	39	6-18	4-6	5-6	0-8-8	2	6	1	0	0	21
at Air Force*	02-08-17	*	37	3-13	1-7	6-7	0-6-6	1	4	1	0	2	13
Boise State*	02-14-17	*	35	6-16	2-5	13-14	0-6-6	1	4	2	1	2	27
at Fresno State*	02-18-17	*	38	4-12	1-6	2-3	0-6-6	4	0	6	0	1	11
Colorado State*	02-21-17	*	37	8-18	4-7	0-0	1-5-6	0	2	3	0	0	20
at Wyoming*	02-25-17	*	30	4-17	0-8	2-3	0-2-2	3	6	3	0	1	10
San Diego State*	03-04-17	*	38	6-19	2-8	15-17	2-4-6	2	3	4	0	3	29

Points: 33 vs. Wyoming (1-21-17)

FG: 12 vs. Wyoming (1-21-17)

FGA: 25 vs. Wyoming (1-21-17)

3FG: 5 at UNLV (2-1-17)

3FGA: 11 (2x) Last time vs. Wyoming (1-21-17)

FT: 14 vs. Fresno State (12-28-16)

FTA: 14 (2x) Last time vs. Boise State (2-14-17)

Rebounds: 10 vs. Wyoming (1-21-17)

Assists: 7 (2x) Last time vs. CSU (1-14-17)

Blocks: 1 (2x) Last time vs. Wyoming (1-21-17)

Steals: 3 (2x) Last time vs. Nevada (1-7-17)

Minutes Played: 38 (2x) Last time at UNLV (2-1-17)

CAREER HIGHS

Points: 41 vs. Fresno State (2-27-16)

FG: 12 vs. Wyoming (1-21-17)

FGA: 25 vs. Wyoming (1-21-17)

3FG: 7 at Air Force (2-20-16)

3FGA: 13 at Air Force (2-20-16)

FT: 15 vs. Nevada (12-30-15)

FTA: 15 vs. Nevada (12-30-15)

Rebounds: 11 vs. Fresno State (2-27-16)

Assists: 7 (2x) Last time vs. CSU (1-14-17)

Blocks: 1 (4x) Last time vs. Wyoming (1-21-17)

Steals: 3 (3x) Last time vs. Nevada (1-7-17)

Minutes Played: 43 at San Diego State (2-6-16)

MISCELLANEOUS STATISTICS

	SEASON	CAREER
30+ Scoring	1	6
20+ Scoring	12	30
10+ Rebounds	1	3
Double-Doubles	1	3
Double-Digit Scoring	28	59
Led Team in Scoring	19	41
Led Team in Assists	11	24
Led Team in Rebounds	9	16
Led Team in Steals	12	25
Led Team in Blocks	2	2

CAREER STATISTICS

			Total		3-Point		F-Throws		Rebounds										Scoring	
Season	gp-gs	min/avg	fg-fga	pct	fg-fga	pct	ft-fta	pct	off	def	tot	avg	pf	fo	ast	to	blk	stl	pts	avg
2015-16	32-29	1078/33.7	194-453	.428	89-226	.394	217-255	.851	22	154	176	5.5	64	0	100	109	2	35	694	21.7
2016-17	30-27	962/32.1	160-417	.384	65-195	.333	181-218	.830	12	143	155	5.2	61	0	93	92	4	39	566	18.9
TOTAL	62-56	2040/32.9	354-870	.407	154-421	.366	398-473	.841	34	297	331	5.3	125	0	193	201	6	74	1260	20.3

The 2016-17 Lobos



Jalen Harris
6'2" - 156 lbs. - Freshman - Guard
Wilson, N.C. (Word of God Academy)

NOTEWORTHY :

- Had season-high 15 points against Nevada on 1-7-17
- Played at same high school as UK standout and NBA star John Wall
- Rated a top-15 recruit in the state of North Carolina
- Leader on Word of God basketball team that was rated in top-40 in N.C.
- Played for John Wall's summer team

GAME-BY-GAME STATISTICS

Opponent	Date	GS	Min	FG-A	3FG-A	FT-A	O-D-TR	PF	A	TO	B	S	PTS
Idaho State	11-11-16	5	0-0	0-0	0-0	0-0-0	4	2	0	0	1	0	
Houston Baptist	11-14-16	23	4-4	1-1	4-6	0-1-1	1	4	3	0	1	13	
New Mexico State	11-18-16	15	0-2	0-0	0-0	0-3-3	2	1	2	0	2	0	
vs. Virginia Tech	11-24-16	16	2-3	0-0	1-1	0-0-0	1	3	1	0	0	5	
vs. CSUN	11-25-16	11	2-3	0-0	0-0	0-1-1	0	0	1	0	1	4	
vs. Dayton	11-27-16	13	0-0	0-0	0-0	0-0-0	2	1	1	0	0	0	
Abilene Christian	11-30-16	18	1-2	0-1	0-0	0-0-0	0	2	0	0	0	2	
at Illinois State	12-03-16	13	1-2	0-0	1-2	0-2-2	1	0	0	0	3	3	
UTEP	12-07-16	7	0-0	0-0	0-0	0-1-1	2	1	2	0	0	0	
at New Mexico S.	12-10-16	29	2-6	0-1	1-3	0-1-1	3	3	2	0	1	5	
Arkansas-Pine Bluff	12-17-16*	25	1-4	0-1	0-0	0-2-2	2	4	0	0	2	2	
at Arizona	12-20-16*	29	1-4	0-1	3-3	0-1-1	3	4	1	0	0	5	
Fresno State*	12-28-16*	27	2-4	0-0	5-6	0-2-2	2	3	1	0	1	9	
at San Diego State*	01-01-17*	30	4-6	0-1	1-3	0-2-2	3	2	1	1	0	9	
at Utah State*	01-04-17*	33	2-7	0-2	0-0	0-3-3	4	8	3	0	2	4	
Nevada*	01-07-17*	37	4-11	0-2	7-10	0-9-9	3	4	1	0	3	15	
UNLV*	01-10-17*	25	4-4	1-1	2-2	0-3-3	4	4	5	0	0	11	
at Colorado State*	01-14-17*	21	0-3	0-1	0-0	0-0-0	2	1	2	1	0	0	
at Boise State*	01-17-17*	23	2-3	0-0	2-2	0-2-2	0	1	0	0	1	6	
Wyoming*	01-21-17*	27	2-4	1-2	2-2	0-2-2	3	2	0	0	0	7	
Utah State*	01-24-17*	21	3-3	1-1	0-0	0-1-1	1	3	2	0	1	7	
at Nevada*	01-28-17*	19	2-3	1-1	2-2	0-1-1	4	3	1	0	0	7	
at UNLV*	02-01-17*	22	1-5	0-1	0-0	0-1-1	4	1	1	1	0	2	
San Jose State*	02-04-17*	25	1-4	0-1	2-2	1-3-4	2	2	1	0	2	4	
at Air Force*	02-08-17*	17	2-5	0-1	0-0	0-2-2	1	0	1	0	1	4	
Boise State*	02-14-17*	15	1-2	0-1	0-0	0-3-3	2	0	2	0	0	2	
at Fresno State*	02-18-17*	20	2-3	1-1	1-2	0-3-3	1	4	2	0	1	6	
Colorado State*	02-21-17*	22	0-4	0-2	2-2	0-3-3	3	4	1	0	0	2	
at Wyoming*	02-25-17	11	0-2	0-1	0-0	1-2-3	1	0	0	0	1	0	
San Diego State*	03-04-17	19	0-2	0-1	0-0	0-0-0	2	3	2	0	1	0	

SEASON HIGHS

Points: 15 vs. Nevada (1-7-17)
FG: 4 (4x) Last time vs. UNLV (1-10-17)
FGA: 11 vs. Nevada (1-7-17)
3FG: 1 (7x) Last time vs. Fresno State (2-18-16)
3FGA: 2 (3x) Last time vs. CSU (2-21-17)
FT: 7 vs. Nevada (1-7-17)
FTA: 10 vs. Nevada (1-7-17)
Rebounds: 9 vs. Nevada (1-7-17)
Assists: 8 vs. Utah State (1-4-17)
Blocks: 1 (3x) Last time at UNLV (2-1-17)
Steals: 3 (2x) Last time vs. Nevada (1-7-17)
Minutes Played: 37 vs. Nevada (1-7-17)

CAREER HIGHS

Points: 15 vs. Nevada (1-7-17)
FG: 4 (4x) Last time vs. UNLV (1-10-17)
FGA: 11 vs. Nevada (1-7-17)
3FG: 1 (7x) Last time vs. Fresno State (2-18-17)
3FGA: 2 (3x) Last time vs. CSU (2-21-17)
FT: 7 vs. Nevada (1-7-17)
FTA: 10 vs. Nevada (1-7-17)
Rebounds: 9 vs. Nevada (1-7-17)
Assists: 8 vs. Utah State (1-4-17)
Blocks: 1 (3x) Last time at UNLV (2-1-17)
Steals: 3 (2x) Last time vs. Nevada (1-7-17)
Minutes Played: 37 vs. Nevada (1-7-17)

MISCELLANEOUS STATISTICS

	SEASON	CAREER
Double-Digit Scoring	3	3
Led Team in Steals	4	4
Led Team in Assists	9	9
Led Team in Blocks	2	2
Led Team in Rebounding	1	1

CAREER STATISTICS

			Total		3-Point		F-Throws			Rebounds											Scoring	
Season	gp-gs	min/avg	fg-fga	pct	fg-fga	pct	ft-fga	pct	off	def	tot	avg	pf	fo	ast	to	blk	stl	pts	avg		
2016-17	30-18	618/20.6	46-104	.442	6-25	.240	36-48	.750	2	54	56	1.9	63	0	70	39	3	25	134	4.5		
TOTAL	30-18	618/20.6	46-104	.442	6-25	.240	36-48	.750	2	54	56	1.9	63	0	70	39	3	25	134	4.5		

The 2016-17 Lobos



Obij Aget
7'1" - 220 lbs. - Senior - Center
Juba, South Sudan (La Lumiere HS)

NOTEWORTHY :

- Set career high in blocks (7) vs. UNLV (1-10-17). Now has 127 in career.
- Has 503 career rebounds
- Had career-high 16 points in win over CSUN on 11-25-16
- Six games with perfect field goal percentage last year
- Academic All-MW selection
- From a family of 12 children

GAME-BY-GAME STATISTICS

Opponent	Date	GS	Min	FG-A	3FG-A	FT-A	O-D-TR	PF	A	TO	B	S	PTS
Idaho State	11-11-16	*	20	2-3	0-0	0-0	0-3-3	1	0	0	3	0	4
Houston Baptist	11-14-16	*	17	0-1	0-0	2-2	0-1-1	1	1	0	0	0	2
New Mexico State	11-18-16	*	24	1-3	0-0	0-0	1-1-2	5	1	0	3	1	2
vs. Virginia Tech	11-24-16	*	14	2-5	0-0	1-1	0-3-3	0	0	0	1	0	5
vs. CSUN	11-25-16	*	19	6-6	0-0	4-5	1-1-2	4	1	0	0	1	16
vs. Dayton	11-27-16	*	9	1-1	0-0	0-0	2-1-3	1	0	0	0	0	2
Abilene Christian	11-30-16	*	18	4-6	0-0	4-5	2-3-5	1	0	0	0	0	12
at Illinois State	12-03-16	*	20	3-5	0-0	0-0	2-2-4	1	0	0	0	0	6
UTEP	12-07-16	*	24	4-5	0-0	1-2	1-3-4	0	0	0	1	1	9
at New Mexico S.	12-10-16	*	18	1-2	0-0	1-2	1-4-5	3	0	0	1	0	3
Arkansas-Pine Bluff	12-17-16	*	9	2-3	0-0	0-0	0-1-1	0	1	0	2	0	4
at Arizona	12-20-16	*	16	1-6	0-0	0-0	1-0-1	2	0	0	0	1	2
Fresno State*	12-28-16	*	23	6-8	0-0	0-0	2-4-6	4	1	2	1	1	12
at San Diego State*	01-01-17	*	10	0-0	0-0	0-0	0-2-2	2	0	0	1	0	0
at Utah State*	01-04-17	*	20	4-4	0-0	0-0	1-2-3	0	0	3	0	1	8
Nevada*	01-07-17	*	14	1-5	0-0	0-0	3-1-4	1	1	0	1	0	2
UNLV*	01-10-17	*	20	1-1	0-0	2-3	0-1-1	3	0	0	7	0	4
at Colorado State*	01-14-17	*	17	4-4	0-0	0-0	1-2-3	3	2	1	0	0	8
at Boise State*	01-17-17	*	22	1-4	0-0	2-2	2-2-4	3	0	0	0	1	4
Wyoming*	01-21-17	*	15	1-2	0-0	0-0	0-3-3	1	0	0	1	0	2
Utah State*	01-24-17	*	13	0-2	0-0	0-0	1-0-1	3	0	1	2	0	0
at Nevada*	01-28-17	*	24	1-3	0-0	0-0	0-4-4	3	0	0	0	1	2
at UNLV*	02-01-17	*	34	6-12	0-0	3-3	5-6-11	2	1	2	1	1	15
San Jose State*	02-04-17	*	13	1-3	0-0	0-0	2-0-2	1	1	2	0	1	2
at Air Force*	02-08-17	*	26	3-6	0-0	3-5	4-4-8	3	0	1	2	2	9
Boise State*	02-14-17	*	30	7-8	0-0	0-0	2-4-6	1	1	1	5	1	14
at Fresno State*	02-18-17	*	21	2-2	0-0	0-0	2-6-8	5	1	1	5	0	4
Colorado State*	02-21-17	*	25	5-7	0-0	0-0	1-2-3	1	0	1	1	0	10
at Wyoming*	02-25-17	*	16	2-2	0-0	0-0	1-2-3	2	0	1	2	0	4
San Diego State*	03-04-17	*	21	4-4	0-0	2-4	4-6-10	5	0	1	2	0	10

SEASON HIGHS

Points: 16 vs. CSUN (11-25-16)
FG: 7 vs. Boise State (2-14-17)
FGA: 12 at UNLV (2-1-17)
3FG: N/A
3FGA: N/A
FT: 4 (2x) vs. Abilene Christian (11-30-16)
FTA: 5 (2x) Last time vs. Air Force (2-8-17)
Rebounds: 11 at UNLV (2-1-17)
Assists: 2 vs. CSU (1-14-17)
Blocks: 7 vs. UNLV (1-10-17)
Steals: 2 vs. Air Force (2-8-17)
Minutes Played: 34 at UNLV (2-1-17)

CAREER HIGHS

Points: 16 vs. CSUN (11-25-16)
FG: 7 (2x) Last time vs. Boise State (2-14-17)
FGA: 12 at UNLV (2-1-17)
3FG: N/A
3FGA: N/A
FT: 5 (2x) Last Time vs. Rice (12-19-15)
FTA: 8 vs. Rice (12-19-15)
Rebounds: 14 at Nevada (3-5-16)
Assists: 2 (3x) Last time vs. CSU (1-14-17)
Blocks: 7 vs. UNLV (1-10-17)
Steals: 3 (2x) Last Time vs. Nevada (12-30-15)
Minutes Played: 42 vs. Wyoming (3-7-15)

MISCELLANEOUS STATISTICS

	SEASON	CAREER
Led Team in Scoring		4
Double-Digit Scoring	7	24
10+ Rebounds	1	9
Double-Doubles	2	10
Led Team in Rebounding	5	25
Led Team in Blocks	16	47
Led Team in Steals	2	5

CAREER STATISTICS

			Total		3-Point		F-Throws		Rebounds										Scoring	
Season	gp-gs	min/avg	fg-fga	pct	fg-fga	pct	ft-fa	pct	off	def	tot	avg	pf	fo	ast	to	blk	stl	pts	avg
2013-14	28-2	176/6.3	14-26	.538	0-0	.000	7-13	.538	13	24	37	1.3	30	1	2	7	5	1	35	1.3
2014-15	31-31	765/24.7	81-145	.559	0-0	.000	50-77	.649	60	108	168	5.4	80	4	8	43	42	16	212	6.8
2015-16	32-32	724/22.6	89-139	.640	0-0	.000	34-48	.708	67	115	182	5.7	98	3	11	44	38	7	212	6.6
2016-17	30-28	572/19.1	76-123	.618	0-0	.000	25-34	.735	42	74	116	3.9	62	3	12	17	42	13	177	5.9
TOTAL	121-93	2237/18.5	260-433	.600	0-0	.000	116-172	.674	182	321	503	4.2	270	11	33	111	127	37	636	5.3

The 2016-17 Lobos

14



Dane Kuiper
6'7" - 200 lbs. - Sophomore - Guard/Forward
Wasilla, Alaska (Corona del Sol HS (Ariz.))

NOTEWORTHY :

- Set career-highs of 17 points, field goals attempted (10) and minutes (37) against UNLV on 1-10-17
- Academic All-MW selection
- Rated as the top player in Arizona for the 2015 recruiting class
- Helped guide Tempe Corona del Sol to a pair of state championships
- One of five NCAA Division I players from the 2014-15 Corona del Sol Aztecs

GAME-BY-GAME STATISTICS

Opponent	Date	GS	Min	FG-A	3FG-A	FT-A	O-D-TR	PF	A	TO	B	S	PTS
Idaho State	11-11-16					DNP							
Houston Baptist	11-14-16					DNP							
New Mexico State	11-18-16					DNP							
vs. Virginia Tech	11-24-16	11	0-2	0-1	0-0	0-1-1	1	0	1	1	0	0	
vs. CSUN	11-25-16	2	0-1	0-0	0-0	0-0-0	0	0	0	0	0	0	
vs. Dayton	11-27-16	11	1-2	1-1	0-0	0-2-2	4	2	1	0	1	3	
Abilene Christian	11-30-16 *	16	0-4	0-2	4-4	2-0-2	0	2	1	0	1	4	
at Illinois State	12-03-16	14	3-5	0-1	0-0	0-0-0	0	0	0	0	0	6	
UTEP	12-07-16	6	1-1	1-1	1-2	0-3-3	1	0	1	0	1	4	
at New Mexico S.	12-10-16	23	6-9	3-5	0-0	1-2-3	4	2	2	0	2	15	
Arkansas-Pine Bluff	12-17-16 *	25	5-9	3-6	1-1	1-3-4	1	3	3	1	2	14	
at Arizona	12-20-16 *	19	1-8	1-5	0-0	3-0-3	4	1	0	0	0	3	
Fresno State*	12-28-16 *	22	3-6	2-4	2-2	0-2-2	5	1	0	0	1	10	
at San Diego State*	01-01-17	20	3-5	2-3	0-0	1-7-8	1	3	1	1	2	8	
at Utah State*	01-04-17	19	1-2	1-2	0-0	0-2-2	3	2	1	0	1	3	
Nevada*	01-07-17 *	26	3-5	0-1	2-2	1-0-1	4	0	0	0	0	8	
UNLV*	01-10-17 *	37	6-10	3-5	2-2	0-4-4	1	3	3	0	1	17	
at Colorado State*	01-14-17 *	25	4-4	0-0	2-2	1-1-2	5	2	1	1	0	10	
at Boise State*	01-17-17 *	25	2-3	1-2	0-0	0-0-0	5	1	0	0	1	5	
Wyoming*	01-21-17 *	34	3-7	1-1	1-2	2-3-5	3	5	0	0	2	8	
Utah State*	01-24-17 *	35	4-9	0-3	0-0	0-4-4	2	2	1	0	0	8	
at Nevada*	01-28-17 *	26	1-8	0-6	0-0	0-0-0	3	1	2	0	2	2	
at UNLV*	02-01-17					DNP							
San Jose State*	02-04-17					DNP							
at Air Force*	02-08-17	21	4-7	4-5	0-0	0-2-2	3	0	0	1	0	12	
Boise State*	02-14-17	18	1-4	0-1	0-0	1-4-5	4	0	0	1	0	2	
at Fresno State*	02-18-17	17	0-4	0-3	0-0	0-0-0	1	0	0	1	1	0	
Colorado State*	02-21-17	22	0-2	0-1	2-4	0-2-2	2	1	1	0	2	2	
at Wyoming*	02-25-17 *	29	0-6	0-2	1-2	0-3-3	3	0	0	0	0	1	
San Diego State*	03-04-17 *	31	1-4	0-0	0-0	0-5-5	5	2	2	0	0	2	

SEASON HIGHS

Points: 17 vs. UNLV (1-10-17)
FG: 6 (2x) Last time vs. UNLV (1-10-17)
FGA: 10 vs. UNLV (1-10-17)
3FG: 4 vs. Air Force (2-8-17)
3FGA: 6 (2x) Last time at Nevada (1-28-17)
FT: 4 vs. Abilene Christian (11-30-16)
FTA: 4 (2x) Last time vs. CSU (2-21-17)
Rebounds: 8 vs. SDSU (1-1-17)
Assists: 5 vs. Wyoming (1-21-17)
Blocks: 1 (7x) Last time vs. Fresno State (2-18-17)
Steals: 2 (6x) Last time vs. CSU (2-21-17)
Minutes Played: 37 vs. UNLV (1-10-17)

CAREER HIGHS

Points: 17 vs. UNLV (1-10-17)
FG: 6 (2x) Last time vs. UNLV (1-10-17)
FGA: 10 vs. UNLV (1-10-17)
3FG: 4 vs. Air Force (2-8-17)
3FGA: 6 (2x) Last time at Nevada (1-28-17)
FT: 4 vs. Abilene Christian (11-30-16)
FTA: 4 (2x) Last time vs. CSU (2-21-17)
Rebounds: 8 vs. SDSU (1-1-17)
Assists: 5 vs. Wyoming (1-21-17)
Blocks: 2, Twice
Steals: 2 (2x) Last time vs. CSU (2-21-17)
Minutes Played: 37 vs. UNLV (1-10-17)


MISCELLANEOUS STATISTICS

	SEASON	CAREER
Led Team in Scoring	1	1
Double-Digit Scoring	4	5
Led Team in Assists	1	3
Led Team in Blocks	1	2
Led Team in Steals	6	6

CAREER STATISTICS

Season	gp-gs	min/avg	Total fg-fga	pct	3-Point fg-fga	pct	F-Throws ft-fla	pct	Rebounds off	def	tot	avg	pf	fo	ast	to	blk	stl	Scoring pts	avg
2015-16	25-0	207/8.3	12-37	.324	6-18	.333	7-9	.778	3	23	26	1.0	22	1	20	9	8	6	37	1.5
2016-17	25-13	534/21.4	53-127	.417	23-61	.377	18-23	.783	13	50	63	2.5	65	4	33	21	7	20	147	5.9
TOTAL	50-13	741/14.8	65-164	.396	29-79	.367	25-32	.781	16	73	89	1.8	87	5	53	30	15	26	184	3.7

The 2016-17 Lobos



Sam Logwood
6'7" - 210 lbs. - Junior - Guard/Forward
Indianapolis, Ind. (La Lumiere HS)

NOTEWORTHY :

- Had career high 20 points in season opener against Idaho State
- Had first career double-double of 12 pts, 11 reb at Wyoming (2-25-17)
- Career highs of three blocks, four steals at San Diego State last year
- Career highs of seven boards, five assists against Wyoming last year
- Academic All-MW selection in 2015

GAME-BY-GAME STATISTICS

Opponent	Date	GS	Min	FG-A	3FG-A	FTA	O-D-TR	PF	A	TO	B	S	PTS
Idaho State	11-11-16 *	32	7-10	1-2	5-5	1-2-3	2 4 3	0 1 20					
Houston Baptist	11-14-16 *	26	3-5	1-2	2-2	0-6-6	1 2 0	0 1 9					
New Mexico State	11-18-16 *	29	5-7	0-0	2-4	0-4-4	0 4 2	0 0 12					
vs. Virginia Tech	11-24-16 *	24	2-6	0-0	0-1	1-2-3	2 2 1	0 0 4					
vs. CSUN	11-25-16 *	29	5-6	0-0	3-4	0-0-0	3 1 0	1 1 13					
vs. Dayton	11-27-16 *	19	0-3	0-0	3-4	0-2-2	1 1 2	0 0 3					
Abilene Christian	11-30-16				DNP								
at Illinois State	12-03-16 *	21	1-3	1-1	2-2	1-3-4	0 2 2	0 0 5					
UTEP	12-07-16 *	27	4-7	1-2	2-4	1-1-2	0 6 1	0 0 11					
at New Mexico S.	12-10-16 *	11	0-2	0-0	0-0	1-1-2	1 0 2	0 0 0					
Arkansas-Pine Bluff	12-17-16	19	1-4	0-2	3-4	3-3-6	1 2 2	0 4 5					
at Arizona	12-20-16	10	0-2	0-0	0-0	0-0-0	0 1 1	0 1 0					
Fresno State*	12-28-16 *	28	0-4	0-0	1-2	1-5-6	1 0 3	0 1 1					
at San Diego State*	01-01-17 *	17	1-6	0-0	1-2	0-2-2	1 0 2	0 0 3					
at Utah State*	01-04-17 *	23	2-7	0-0	1-2	2-1-3	0 0 0	0 1 5					
Nevada*	01-07-17	29	4-7	1-3	0-2	0-4-4	2 0 0	1 1 9					
UNLV*	01-10-17	5	0-2	0-1	0-0	0-1-1	2 0 0	0 0 0					
at Colorado State*	01-14-17	13	1-3	0-0	2-4	0-1-1	3 0 1	0 0 4					
at Boise State*	01-17-17	22	6-7	1-1	3-3	1-3-4	2 0 1	0 1 16					
Wyoming*	01-21-17	16	1-6	0-1	0-0	0-0-0	0 0 0	0 1 2					
Utah State*	01-24-17	5	0-2	0-0	0-0	0-1-1	1 0 0	0 0 0					
at Nevada*	01-28-17	5	0-1	0-0	0-0	0-0-0	1 0 2	0 1 0					
at UNLV*	02-01-17	27	4-8	0-2	0-1	1-4-5	3 1 1	0 0 8					
San Jose State*	02-04-17 *	38	6-10	2-2	5-7	1-6-7	3 0 1	1 1 19					
at Air Force*	02-08-17 *	35	7-11	1-1	2-2	1-5-6	4 1 0	1 0 17					
Boise State*	02-14-17 *	33	2-9	0-1	2-4	1-5-6	2 2 5	0 1 6					
at Fresno State*	02-18-17 *	35	6-15	0-1	2-4	3-2-5	1 2 6	0 1 14					
Colorado State*	02-21-17 *	29	4-7	1-2	2-2	0-5-5	4 1 1	0 1 11					
at Wyoming*	02-25-17 *	29	4-9	0-1	4-4	1-10-11	2 0 1	0 1 12					
San Diego State*	03-04-17	21	2-5	0-0	1-2	0-4-4	5 1 0	0 1 5					

SEASON HIGHS

Points: 20 vs. Idaho State (11-11-16)
FG: 7 (2x) Last time vs. Air Force (2-8-17)
FGA: 15 vs. Fresno State (2-18-17)
3FG: 2 vs. SJSU (2-4-17)
3FGA: 2 (6x) Last time vs. CSU (2-21-17)
FT: 5 vs. Idaho State (11-11-16)
FTA: 7 vs. SJSU (2-4-17)
Rebounds: 11 vs. Wyoming (2-25-17)
Assists: 6 vs. UTEP (12-7-16)
Blocks: 1 (3x) Last time vs. SJSU (2-4-17)
Steals: 4 vs. UAPB (12-17-16)
Minutes Played: 38 vs. SJSU (2-4-17)

CAREER HIGHS

Points: 20 vs. Idaho State (11-11-16)
FG: 7 (2x) Last time vs. Air Force (2-8-17)
FGA: 15 vs. Fresno State (2-18-17)
3FG: 2 (7x) Last time vs. SJSU (2-4-17)
3FGA: 6 vs. Air Force (3-11-15)
FT: 5 (3x) Last time vs. SJSU (2-4-17)
FTA: 7 vs. SJSU (2-4-17)
Rebounds: 11 vs. Wyoming (2-25-17)
Assists: 6 vs. UTEP (12-7-16)
Blocks: 3 at San Diego State (2-6-16)
Steals: 4 (2x) Last time vs. UAPB (12-17-16)
Minutes Played: 41 at San Diego State (2-6-16)

MISCELLANEOUS STATISTICS

	SEASON	CAREER
Led Team in Scoring	3	5
Double-Digit Scoring	10	20
Led Team in Rebounding	3	5
Led Team in Steals	2	14
Led Team in Blocks	1	6
Led Team in Assists	2	8
Double-doubles	1	1

CAREER STATISTICS

Season	gp-gs	min/avg	Total	3-Point	F-Throws	Rebounds	pf	fo	ast	to	blk	stl	pts	avg
2014-15	28-16	572/20.4	57-145 .393	17-55 .309	40-55 .727	24 52 76 2.7	46	0	31	29	3	9	171	6.1
2015-16	32-32	836/26.1	75-171 .439	17-43 .395	35-60 .583	37 93 130 4.1	78	2	58	49	14	24	202	6.3
2016-17	29-18	657/22.7	78-174 .448	10-25 .400	48-71 .676	20 83 103 3.6	48	1	33	40	4	20	214	7.4
TOTAL	89-66	2065/23.2	210-490 .429	44-123 .358	123-186 .661	81 228 309 3.5	172	3	122	118	21	53	587	6.6

The 2016-17 Lobos



Xavier Adams
6'4" - 205 lbs. - Junior - Guard
Flower Mound, Texas (Edward S. Marcus HS)

NOTEWORTHY:

- Team's leading scorer off the bench last season
- Had a career-high 14 points against Nevada and Air Force last year
- Rated among top 15 players in the state of Texas as a high school senior

GAME-BY-GAME STATISTICS

Opponent	Date	GS	Min	FG-A	3FG-A	FT-A	O-D-TR	PF	A	TO	B	S	PTS
Idaho State	11-11-16	14	2-4	0-0	2-4	2-1-3	1	0	1	0	0	6	
Houston Baptist	11-14-16	13	2-2	0-0	7-10	0-1-1	2	0	0	0	1	11	
New Mexico State	11-18-16	3	0-1	0-1	0-0	0-0-0	0	0	0	0	1	0	
vs. Virginia Tech	11-24-16	11	0-1	0-0	2-2	0-1-1	5	0	1	0	1	2	
vs. CSUN	11-25-16	6	1-2	0-0	4-4	0-3-3	1	0	0	0	0	6	
vs. Dayton	11-27-16	9	0-1	0-0	0-0	0-1-1	2	0	1	0	1	0	
Abilene Christian	11-30-16	20	3-4	0-0	4-5	2-3-5	1	0	2	0	0	10	
at Illinois State	12-03-16	15	1-4	0-1	0-0	0-2-2	4	0	0	0	0	2	
UTEP	12-07-16	15	0-3	0-1	4-4	1-1-2	2	0	0	0	1	4	
at New Mexico S.	12-10-16	10	1-3	0-0	0-0	0-1-1	1	0	0	0	0	2	
Arkansas-Pine Bluff	12-17-16	16	1-2	0-0	2-2	1-5-6	1	1	1	1	3	4	
at Arizona	12-20-16	10	1-3	0-1	0-0	0-2-2	0	0	2	0	0	2	
Fresno State*	12-28-16	12	0-0	0-0	2-2	1-0-1	0	0	1	0	2	2	
at San Diego State*	01-01-17	24	3-4	0-1	2-2	3-2-5	2	1	1	0	2	8	
at Utah State*	01-04-17	8	0-0	0-0	0-0	0-1-1	0	1	2	0	0	0	
Nevada*	01-07-17				DNP								
UNLV*	01-10-17				DNP								
at Colorado State*	01-14-17				DNP								
at Boise State*	01-17-17				DNP								
Wyoming*	01-21-17				DNP								
Utah State*	01-24-17				DNP								
at Nevada*	01-28-17				DNP								
at UNLV*	02-01-17				DNP								
San Jose State*	02-04-17				DNP								
at Air Force*	02-08-17				DNP								
Boise State*	02-14-17				DNP								
at Fresno State*	02-18-17				DNP								
Colorado State*	02-21-17				DNP								
at Wyoming*	02-25-17				DNP								
San Diego State*	03-04-17				DNP								

SEASON HIGHS

Points: 11 vs. Houston Baptist (11-14-16)
FG: 3 (2x) Last time vs. SDSU (1-1-17)
FGA: 4 (4x) Last time vs. SDSU (1-1-17)
3FG: N/A
3FGA: 1 (5x) Last time vs. SDSU (1-1-17)
FT: 7 vs. Houston Baptist (11-14-16)
FTA: 10 vs. Houston Baptist (11-14-16)
Rebounds: 6 vs. UAPB (12-17-16)
Assists: 1 (3x) Last time vs. Utah State (1-4-17)
Blocks: 1 vs. UAPB (12-17-16)
Steals: 3 vs. UAPB (12-17-16)
Minutes Played: 24 vs. SDSU (1-1-17)

CAREER HIGHS

Points: 14 (2x) Last Time vs. Air Force (1-27-16)
FG: 5 (3x) Last Time vs. Air Force (1-27-16)
FGA: 8 (3x) Last Time vs. Wyoming (1-16-16)
3FG: 2 vs. Fresno State (12-31-14)
3FGA: 4 vs. ULM (12-13-14)
FT: 7 vs. Houston Baptist (11-14-16)
FTA: 10 vs. Houston Baptist (11-14-16)
Rebounds: 7 (2x) Last Time at Nevada (3-5-16)
Assists: 3 (3x) Last Time vs. Air Force (1-27-16)
Blocks: 2 (2x) Last Time at UNLV (1-12-16)
Steals: 3 (2x) Last time vs. UAPB (12-17-16)
Minutes Played: 27 at Grand Canyon (12-23-14)

MISCELLANEOUS STATISTICS

	SEASON	CAREER
Double-Digit Scoring	1	4
Led Team in Steals	3	10
Led Team in Blocks		6
Led Team in Assists		
Led Team in Rebounding	1	1

CAREER STATISTICS

			Total		3-Point		F-Throws		Rebounds										Scoring	
Season	gp-gs	min/avg	fg-fga	pct	fg-fga	pct	ft-fta	pct	off	def	tot	avg	pf	fo	ast	to	blk	stl	pts	avg
2014-15	30-11	357/11.9	35-78	.449	9-31	.290	19-38	.500	20	37	57	1.9	40	1	18	24	9	9	98	3.3
2015-16	32-3	446/13.9	50-102	.490	4-24	.167	42-63	.667	33	49	82	2.6	88	1	32	34	8	16	146	4.6
2016-17	15-0	186/12.4	15-34	.441	0-5	.000	29-36	.806	10	24	34	2.3	22	1	3	11	1	12	59	3.9
TOTAL	77-14	989/12.8	100-214	.467	13-60	.217	90-137	.657	63	110	173	2.2	150	3	53	69	18	37	303	3.9

The 2016-17 Lobos



Holt Shelley
6-9 - 221 lbs. - Freshman - Forward
Cliff, N.M. (Cliff HS)

NOTEWORTHY :

- One of two walk-ons from the state of New Mexico
- Part of three New Mexico State Basketball Championships ('13,'14,'15)
- Two-time Class A Player of the Year, two-time First Team All-State
- 2016 New Mexico Preps No. 1 recruit
- Played for the Danny Granger Hurricanes summer team

GAME-BY-GAME STATISTICS

Opponent	Date	GS	Min	FG-A	3FG-A	FT-A	O-D-TR	PF	A	TO	B	S	PTS
Idaho State	11-11-16					DNP							
Houston Baptist	11-14-16					DNP							
New Mexico State	11-18-16					DNP							
vs. Virginia Tech	11-24-16					DNP							
vs. CSUN	11-25-16					DNP							
vs. Dayton	11-27-16					DNP							
Abilene Christian	11-30-16					DNP							
at Illinois State	12-03-16					DNP							
UTEP	12-07-16					DNP							
at New Mexico S.	12-10-16					DNP							
Arkansas-Pine Bluff	12-17-16					DNP							
at Arizona	12-20-16					DNP							
Fresno State*	12-28-16					DNP							
at San Diego State*	01-01-17					DNP							
at Utah State*	01-04-17					DNP							
Nevada*	01-07-17					DNP							
UNLV*	01-10-17					DNP							
at Colorado State*	01-14-17					DNP							
at Boise State*	01-17-17					DNP							
Wyoming*	01-21-17					DNP							
Utah State*	01-24-17					DNP							
at Nevada*	01-28-17					DNP							
at UNLV*	02-01-17					DNP							
San Jose State*	02-04-17					DNP							
at Air Force*	02-08-17					DNP							
Boise State*	02-14-17					DNP							
at Fresno State*	02-18-17					DNP							
Colorado State*	02-21-17					DNP							
at Wyoming*	02-25-17					DNP							
San Diego State*	03-04-17					DNP							

SEASON HIGHS

Points: N/A
FG: N/A
FGA: N/A
3FG: N/A
3FGA: N/A
FT: N/A
FTA: N/A
Rebounds: N/A
Assists: N/A
Blocks: N/A
Steals: N/A
Minutes Played: N/A

CAREER HIGHS

Points: N/A
FG: N/A
FGA: N/A
3FG: N/A
3FGA: N/A
FT: N/A
FTA: N/A
Rebounds: N/A
Assists: N/A
Blocks: N/A
Steals: N/A
Minutes Played: N/A

MISCELLANEOUS STATISTICS

CAREER STATISTICS

The 2016-17 Lobos



Joe Furstinger
6'9" - 210 lbs. - Junior - Forward
Rancho Santa Margarita, Calif. (Santa Margarita HS)

NOTEWORTHY :

- Scored career-high nine points and had career-high 11 rebounds against Illinois State on 12-3-16
- Had a career-high three field goals made in CSUN win on 11-25-16
- Led all UNM bigs in assists by a wide margin last season
- Played at the same high school as the Warrior's Klay Thompson

GAME-BY-GAME STATISTICS

Opponent	Date	GS	Min	FG-A	3FG-A	FT-A	O-D-TR	PF	A	TO	B	S	PTS
Idaho State	11-11-16					DNP							
Houston Baptist	11-14-16					DNP							
New Mexico State	11-18-16	12	2-2	0-0	3-5	2-1-3	2	0	0	0	0	7	
vs. Virginia Tech	11-24-16	2	0-0	0-0	0-0	0-0-0	1	0	0	0	0	0	
vs. CSUN	11-25-16	8	3-3	0-0	0-0	1-0-1	2	0	0	0	0	6	
vs. Dayton	11-27-16	19	1-1	0-0	0-0	0-1-1	3	1	0	1	0	2	
Abilene Christian	11-30-16	13	2-2	0-0	0-0	0-4-4	0	4	0	1	0	4	
at Illinois State	12-03-16*	28	3-4	0-0	3-5	4-7-11	2	0	2	2	1	9	
UTEP	12-07-16*	25	2-4	0-0	2-2	0-3-3	3	0	2	1	1	6	
at New Mexico S.	12-10-16	7	0-1	0-0	0-0	1-0-1	5	0	1	0	0	0	
Arkansas-Pine Bluff	12-17-16*	20	0-2	0-0	5-6	1-3-4	2	1	1	4	1	5	
at Arizona	12-20-16*	12	0-3	0-0	0-0	4-4-8	4	0	2	2	1	0	
Fresno State*	12-28-16					DNP							
at San Diego State*	01-01-17					DNP							
at Utah State*	01-04-17	11	0-1	0-0	1-2	1-1-2	4	0	0	0	0	1	
Nevada*	01-07-17	9	0-0	0-0	2-2	0-0-0	4	1	0	0	0	2	
UNLV*	01-10-17	20	2-4	0-0	2-3	2-1-3	1	0	1	1	0	6	
at Colorado State*	01-14-17	21	3-6	0-0	1-1	3-2-5	3	1	1	2	0	7	
at Boise State*	01-17-17	9	0-1	0-0	0-0	0-2-2	2	0	0	0	0	0	
Wyoming*	01-21-17	10	0-2	0-0	0-0	2-1-3	2	1	2	1	2	0	
Utah State*	01-24-17	21	0-2	0-0	0-0	1-4-5	0	2	0	1	0	0	
at Nevada*	01-28-17	9	2-2	0-0	1-2	2-2-4	2	2	0	0	0	5	
at UNLV*	02-01-17*	13	1-2	0-0	1-3	2-1-3	3	1	2	1	0	3	
San Jose State*	02-04-17	18	3-4	0-0	1-2	0-1-1	0	0	2	0	0	7	
at Air Force*	02-08-17	12	0-1	0-0	5-6	4-3-7	2	0	0	1	1	5	
Boise State*	02-14-17	13	1-2	0-0	2-2	0-2-2	3	0	1	2	1	4	
at Fresno State*	02-18-17	14	3-4	0-0	2-2	1-0-1	4	1	1	0	1	8	
Colorado State*	02-21-17	5	0-0	0-0	0-0	0-0-0	4	0	0	0	0	0	
at Wyoming*	02-25-17	9	0-0	0-0	0-0	1-1-2	0	0	1	0	0	0	
San Diego State*	03-04-17	1	0-0	0-0	0-0	0-0-0	0	0	0	0	0	0	

SEASON HIGHS

Points: 9 vs. Illinois State (12-3-16)
FG: 3 (5x) Last time vs. Fresno State (2-18-17)
FGA: 4 (5x) Last time vs. Fresno State (2-18-17)
3FG: N/A
3FGA: N/A
FT: 5 (2x) Last time vs. Air Force (2-8-17)
FTA: 6 (2x) Last time vs. Air Force (2-8-17)
Rebounds: 11 vs. Illinois State (12-3-16)
Assists: 4 vs. Abilene Christian (11-30-16)
Blocks: 4 vs. UAPB (12-17-16)
Steals: 2 vs. Wyoming (1-21-17)
Minutes Played: 28 vs. Illinois State (12-3-16)

CAREER HIGHS

Points: 9 vs. Illinois State (12-3-16)
FG: 3 (5x) Last time vs. Fresno State (2-18-17)
FGA: 6 (2x) Last Time at San Jose State (1-23-16)
3FG: 1 vs. New Mexico State (12-3-14)
3FGA: 2 at Valparaiso (12-6-14)
FT: 5 (2x) Last time vs. Air Force (2-8-17)
FTA: 6 (2x) Last time vs. Air Force (2-8-17)
Rebounds: 11 vs. Illinois State (12-3-16)
Assists: 4 vs. Abilene Christian (11-30-16)
Blocks: 4 (2x) Last time vs. UAPB (12-17-16)
Steals: 2 (4x) Last time vs. Wyoming (1-21-17)
Minutes Played: 28 vs. Illinois State (12-3-16)

MISCELLANEOUS STATISTICS

	SEASON	CAREER
Led Team in Rebounding	2	3
Led Team in Assists	1	2
Led Team in Blocks	9	17
Led Team in Steals	2	6

CAREER STATISTICS

Season	gp-gs	min/avg	Total fg-fga pct	3-Point fg-fga pct	F-Throws ft-fta pct	Rebounds off def tot avg	pf	fo	ast	to	blk	stl	Scoring pts avg
2014-15	29-0	360/12.4	24-67 .358	1-10 .100	20-35 .571	20 37 57 2.0	53	1	22	16	15	4	69 2.4
2015-16	29-0	334/11.5	14-43 .326	0-1 .000	18-29 .621	15 41 56 1.9	55	0	13	16	19	15	46 1.6
2016-17	26-5	341/13.1	28-53 .528	0-0 .000	31-43 .721	32 44 76 2.9	59	1	15	19	20	9	87 3.3
TOTAL	84-5	1035/12.3	66-163 .405	1-11 .091	69-107 .645	67 122 189 2.3	167	2	50	51	54	28	202 2.4

NEW MEXICO MEN'S BASKETBALL
WWW.GOLOBOS.COM

The 2016-17 Lobos



24 Damien Jefferson
6'5" -190 lbs. - Freshman - Guard/Forward
East Chicago, Ind. (East Chicago Central HS)

NOTEWORTHY :

- Picked up a season-high 14 points against Boise State on 2-14-17
- Led high school team to sectional championship as a senior
- Finished with 31 points and 10 rebounds in sectional championship
- Rated top 150 player in his class nationally by Rivals.com
- Father Everette "Highway" Jefferson played at UNM from 1979-80

GAME-BY-GAME STATISTICS

Opponent	Date	GS	Min	FG-A	3FG-A	FT-A	O-D-TR	PF	A	TO	B	S	PTS
Idaho State	11-11-16	8	1-5	0-3	0-1	0-0-0	0	1	0	0	0	2	
Houston Baptist	11-14-16	11	2-5	0-1	1-2	0-2-2	1	3	0	1	0	5	
New Mexico State	11-18-16	13	3-6	0-1	1-5	1-1-2	4	0	1	0	4	7	
vs. Virginia Tech	11-24-16	10	1-2	0-1	2-2	0-0-0	2	1	1	0	0	4	
vs. CSUN	11-25-16	12	1-5	0-1	0-0	1-4-5	1	3	3	0	0	2	
vs. Dayton	11-27-16	12	4-5	1-1	0-1	0-6-6	2	0	2	0	0	9	
Abilene Christian	11-30-16	18	1-5	0-2	1-2	0-2-2	1	2	1	0	0	3	
at Illinois State	12-03-16	17	4-6	0-1	4-4	1-3-4	2	0	4	0	0	12	
UTEP	12-07-16	8	0-2	0-0	0-0	0-0-0	1	0	2	0	0	0	
at New Mexico S.	12-10-16	15	3-5	0-1	3-4	0-1-1	1	0	0	0	0	9	
Arkansas-Pine Bluff	12-17-16				DNP								
at Arizona	12-20-16	9	1-4	0-1	0-0	0-0-0	2	1	1	0	1	2	
Fresno State*	12-28-16				DNP								
at San Diego State*	01-01-17	7	1-4	0-1	2-4	2-1-3	0	0	1	0	0	4	
at Utah State*	01-04-17	25	2-5	0-1	1-1	0-1-1	2	3	1	1	0	5	
Nevada*	01-07-17	23	5-8	1-1	0-2	0-3-3	3	2	1	0	0	11	
UNLV*	01-10-17	4	1-3	0-1	0-0	0-1-1	0	0	0	0	1	2	
at Colorado State*	01-14-17	13	3-4	1-1	3-4	0-1-1	2	0	0	0	0	10	
at Boise State*	01-17-17	8	2-2	0-0	0-0	0-2-2	3	1	2	0	0	4	
Wyoming*	01-21-17	10	3-4	1-1	0-2	0-1-1	0	0	1	0	0	7	
Utah State*	01-24-17	10	3-3	0-0	0-0	0-2-2	2	0	1	0	0	6	
at Nevada*	01-28-17	3	0-2	0-1	0-0	2-0-2	0	1	0	0	0	0	
at UNLV*	02-01-17*	36	6-11	1-2	0-1	4-5-9	4	4	2	0	2	13	
San Jose State*	02-04-17*	25	1-8	0-5	0-1	0-3-3	4	2	4	0	0	2	
at Air Force*	02-08-17*	17	0-3	0-2	0-1	0-0-0	0	2	0	0	0	0	
Boise State*	02-14-17*	27	5-6	2-3	2-3	1-4-5	1	2	1	0	0	14	
at Fresno State*	02-18-17*	22	3-5	2-4	2-2	0-4-4	3	1	0	0	1	10	
Colorado State*	02-21-17*	25	1-7	0-2	1-4	0-3-3	3	0	1	0	0	3	
at Wyoming*	02-25-17	20	2-9	0-3	0-0	0-2-2	0	0	1	1	1	4	
San Diego State*	03-04-17	13	0-1	0-1	1-2	0-2-2	0	0	1	1	1	1	

SEASON HIGHS

Points: 14 vs. Boise State (2-14-17)
FG: 6 at UNLV (2-1-17)
FGA: 11 at UNLV (2-1-17)
3FG: 2 (2x) Last time vs. Fresno State (2-18-17)
3FGA: 5 vs. SJSU (2-4-17)
FT: 4 vs. Illinois State (12-3-16)
FTA: 5 vs. NMSU (11-18-16)
Rebounds: 9 at UNLV (2-1-17)
Assists: 4 at UNLV (2-1-17)
Blocks: 1 (4x) Last time vs. SDSU (3-4-17)
Steals: 4 vs. NMSU (11-18-16)
Minutes Played: 36 at UNLV (2-1-17)

CAREER HIGHS

Points: 14 vs. Boise State (2-14-17)
FG: 6 at UNLV (2-1-17)
FGA: 11 at UNLV (2-1-17)
3FG: 2 (2x) Last time vs. Fresno State (2-18-17)
3FGA: 5 vs. SJSU (2-4-17)
FT: 4 vs. Illinois State (12-3-16)
FTA: 5 vs. NMSU (11-18-16)
Rebounds: 9 at UNLV (2-1-17)
Assists: 4 at UNLV (2-1-17)
Blocks: 1 (4x) Last time vs. SDSU (3-4-17)
Steals: 4 vs. NMSU (11-18-16)
Minutes Played: 36 at UNLV (2-1-17)

MISCELLANEOUS STATISTICS

	SEASON	CAREER
Lead Team in Blocks	2	2
Lead Team in Steals	3	3
Lead Team in Rebounds	1	1
Double-Digit Scoring	6	6
Lead Team in Assists	1	1

CAREER STATISTICS

Season	gp-gs	min/avg	Total fg-fga pct	3-Point fg-fga pct	F-Throws ft-fga pct	Rebounds off def tot avg	pf fo ast to blk stl	Scoring pts avg
2016-17	28-6	421/15.0	59-135 .437	9-42 .214	24-48 .500	12 54 66 2.4	44 0 29 32 4 11	151 5.4
TOTAL	28-6	421/15.0	59-135 .437	9-42 .214	24-48 .500	12 54 66 2.4	44 0 29 32 4 11	151 5.4

The 2016-17 Lobos



Adam Cumber
6'2" - 185 lbs. - RS-Sophomore - Guard
Albuquerque, N.M. (Sandia HS)

NOTEWORTHY :

- Took first shot attempt last season against Air Force
- Had decorated prep career at Sandia High School
- 5A Second Team All-State selection for the Matadors as a senior
- Led the state of New Mexico in assists as a senior
- One of two walk-ons from state of New Mexico

GAME-BY-GAME STATISTICS

Opponent	Date	GS	Min	FG-A	3FG-A	FT-A	O-D-TR	PF	A	TO	B	S	PTS
Idaho State	11-11-16					DNP							
Houston Baptist	11-14-16					DNP							
New Mexico State	11-18-16					DNP							
vs. Virginia Tech	11-24-16					DNP							
vs. CSUN	11-25-16					DNP							
vs. CSUN	11-27-16					DNP							
Abilene Christian	11-30-16					DNP							
at Illinois State	12-03-16					DNP							
UTEP	12-07-16					DNP							
at New Mexico S.	12-10-16					DNP							
Arkansas-Pine Bluff	12-17-16	2		0-0	0-0	0-0	0-0-0	0	0	0	0	0	0
at Arizona	12-20-16					DNP							
Fresno State*	12-28-16					DNP							
at San Diego State*	01-01-17					DNP							
at Utah State*	01-04-17					DNP							
Nevada*	01-07-17					DNP							
UNLV*	01-10-17					DNP							
at Colorado State*	01-14-17					DNP							
at Boise State*	01-17-17					DNP							
Wyoming*	01-21-17					DNP							
Utah State*	01-24-17					DNP							
at Nevada*	01-28-17					DNP							
at UNLV*	02-01-17					DNP							
San Jose State*	02-04-17					DNP							
at Air Force*	02-08-17					DNP							
Boise State*	02-14-17					DNP							
at Fresno State*	02-18-17					DNP							
Colorado State*	02-21-17					DNP							
at Wyoming*	02-25-17					DNP							
San Diego State*	03-04-17					DNP							

SEASON HIGHS

Points: N/A
FG: N/A
FGA: N/A
3FG: N/A
3FGA: N/A
FT: N/A
FTA: N/A
Rebounds: N/A
Assists: N/A
Blocks: N/A
Steals: N/A
Minutes Played: 2 vs. UAPB (12-17-16)

CAREER HIGHS

Points:
FG:
FGA: 1 vs. Air Force (1-27-16)
3FG:
3FGA: 1 vs. Air Force (1-27-16)
FT:
FTA:
Rebounds:
Assists:
Blocks:
Steals:
Minutes Played: 2 vs. UAPB (12-17-16)

MISCELLANEOUS STATISTICS

CAREER STATISTICS

Season	gp-gs	min/avg	Total fg-fga	pct	3-Point fg-fga	pct	F-Throws ft-fga	pct	Rebounds off def tot	avg	pf	fo	ast	to	blk	stl	Scoring pts	avg
2015-16	2-0	2/1.0	0-1	.000	0-1	.000	0-0	.000	0	0	0	0.0	0	0	0	0	0	0.0
2016-17	1-0	2/2.0	0-0	.000	0-0	.000	0-0	.000	0	0	0	0.0	0	0	0	0	0	0.0
TOTAL	3-0	4/1.3	0-1	.000	0-1	.000	0-0	.000	0	0	0	0.0	0	0	0	0	0	0.0

The 2016-17 Lobos



Anthony Mathis
6'3" - 170 lbs. - Sophomore - Guard
West Linn, Ore. (West Linn HS)

NOTEWORTHY :

- Scored 16 points in 15 minutes, both career bests, against Air Force last season
- Part of back-to-back-to-back 6A Oregon state championships
- 6A Second Team All-State as a senior
- First Team All-State selection as a junior

GAME-BY-GAME STATISTICS

Opponent	Date	GS	Min	FG-A	3FG-A	FT-A	O-D-TR	PF	A	TO	B	S	PTS
Idaho State	11-11-16	4	1-2	1-2	3-3	0-0-0	1	0	0	0	0	0	6
Houston Baptist	11-14-16	1	0-0	0-0	0-0	0-0-0	0	0	1	0	0	0	0
New Mexico State	11-18-16					DNP							
vs. Virginia Tech	11-24-16					DNP							
vs. CSUN	11-25-16					DNP							
vs. Dayton	11-27-16					DNP							
Abilene Christian	11-30-16	3	0-1	0-1	0-0	0-0-0	0	0	0	0	0	0	0
at Illinois State	12-03-16					DNP							
UTEP	12-07-16	4	0-0	0-0	0-0	0-1-1	0	0	0	0	0	0	0
at New Mexico S.	12-10-16					DNP							
Arkansas-Pine Bluff	12-17-16	4	0-2	0-2	0-0	0-2-2	0	0	1	0	0	0	0
at Arizona	12-20-16					DNP							
Fresno State*	12-28-16					DNP							
at San Diego State*	01-01-17					DNP							
at Utah State*	01-04-17	7	0-1	0-1	0-0	0-1-1	0	1	0	0	0	0	0
Nevada*	01-07-17	7	2-5	1-3	0-0	0-1-1	0	4	0	0	0	0	5
UNLV*	01-10-17	11	1-4	0-2	0-0	0-2-2	3	3	0	0	2	2	2
at Colorado State*	01-14-17					DNP							
at Boise State*	01-17-17					DNP							
Wyoming*	01-21-17					DNP							
Utah State*	01-24-17					DNP							
at Nevada*	01-28-17					DNP							
at UNLV*	02-01-17					DNP							
San Jose State*	02-04-17					DNP							
at Air Force*	02-08-17	7	1-3	1-3	0-0	1-0-1	0	0	0	0	0	3	3
Boise State*	02-14-17					DNP							
at Fresno State*	02-18-17					DNP							
Colorado State*	02-21-17					DNP							
at Wyoming*	02-25-17	16	5-7	3-5	0-0	0-2-2	0	0	0	0	0	13	13
San Diego State*	03-04-17					DNP							

SEASON HIGHS

Points: 13 vs. Wyoming (2-25-17)
FG: 5 vs. Wyoming (2-25-17)
FGA: 7 vs. Wyoming (2-25-17)
3FG: 3 vs. Wyoming (2-25-17)
3FGA: 5 vs. Wyoming (2-25-17)
FT: 1 vs. Idaho State (11-11-16)
FTA: 1 vs. Idaho State (11-11-16)
Rebounds: 2 (3x) Last time vs. Wyoming (2-25-17)
Assists: 4 vs. Nevada (1-7-17)
Blocks: N/A
Steals: 2 vs. UNLV (1-10-17)
Minutes Played: 16 vs. Wyoming (2-25-17)

CAREER HIGHS

Points: 16 vs. Air Force (1-27-16)
FG: 5 vs. Wyoming (2-25-17)
FGA: 7 (2x) Last time vs. Wyoming (2-25-17)
3FG: 3 (2x) Last time vs. Wyoming (2-25-17)
3FGA: 5 vs. WYoming (2-25-17)
FT: 5 vs. Air Force (1-27-16)
FTA: 5 vs. Air Force (1-27-16)
Rebounds: 2, (4x) Last time vs. Wyoming (2-25-17)
Assists: 4 vs. Nevada (1-7-17)
Blocks:
Steals: 2 vs. UNLV (1-10-17)
Minutes Played: 16 vs. WYoming (2-25-17)

MISCELLANEOUS STATISTICS

	SEASON	CAREER
Double Digit Scoring	1	2
Led Team in Steals	1	3
Led Team in Assists	1	1

CAREER STATISTICS

Season	gp-gs	min/avg	Total fg-fga pct	3-Point fg-fga pct	F-Throws ft-fa pct	Rebounds off def tot avg	pf fo ast to blk stl	Scoring pts avg
2015-16	25-0	164/6.6	17-44 .386	12-34 .353	11-12 .917	2 11 13 0.5	25 0 9 12 0 7	57 2.3
2016-17	10-0	64/6.4	10-25 .400	6-19 .316	3-3 1.000	1 9 10 1.0	4 0 8 2 0 2	29 2.9
TOTAL	35-0	228/6.5	27-69 .391	18-53 .340	14-15 .933	3 20 23 0.7	29 0 17 14 0 9	86 2.5

The 2016-17 Lobos

32



Tim Williams
6'8" - 240 lbs. - RS-Senior - Forward
Flossmoor, Ill. (Samford)

NOTEWORTHY:

- Wooden Legacy Classic All-Tournament Team Honoree
- Had three double-doubles in first six games
- Scored career-high 31 points in 95-79 win over Houston Baptist (11-14-16)
- Named to Preseason All-Mountain West Team
- 1,924 career points scored between UNM and Samford, ranked 11th among active Division I players
- 2016-17 NABC All-State Good Works Team Honoree

GAME-BY-GAME STATISTICS

SEASON HIGHS

Opponent	Date	GS	Min	FG-A	3FG-A	FT-A	O-D-TR	PF	A	TO	B	S	PTS
Idaho State	11-11-16	*	31	7-11	0-0	4-7	5-6-11	2	0	1	0	1	18
Houston Baptist	11-14-16	*	33	10-11	0-0	11-12	2-9-11	1	1	3	0	0	31
New Mexico State	11-18-16	*	35	5-11	0-0	10-13	1-3-4	1	0	2	0	0	20
vs. Virginia Tech	11-24-16	*	37	8-13	0-1	3-4	6-5-11	1	1	1	2	0	19
vs. CSUN	11-25-16	*	36	7-12	0-0	7-7	2-4-6	2	2	2	2	1	21
vs. Dayton	11-27-16	*	38	7-13	0-0	2-3	0-5-5	1	2	3	1	1	16
Abilene Christian	11-30-16	*	16	3-4	0-0	2-3	0-0-0	2	1	2	0	1	8
at Illinois State	12-03-16					DNP							
UTEP	12-07-16					DNP							
at New Mexico S.	12-10-16	*	33	6-9	0-0	3-5	4-4-8	3	0	3	0	1	15
Arkansas-Pine Bluff	12-17-16	*	20	7-10	0-0	5-5	0-4-4	4	1	1	0	0	19
at Arizona	12-20-16	*	36	7-16	0-0	0-2	3-5-8	2	2	1	0	0	14
Fresno State*	12-28-16	*	33	7-15	0-1	4-6	2-5-7	0	4	0	0	2	18
at San Diego State*	01-01-17	*	37	3-9	0-0	6-7	2-7-9	3	4	4	1	0	12
at Utah State*	01-04-17	*	35	13-18	0-1	4-5	2-5-7	3	1	3	0	0	30
Nevada*	01-07-17	*	41	10-16	0-0	6-10	2-6-8	3	2	1	5	0	26
UNLV*	01-10-17	*	39	5-8	0-0	1-2	0-7-7	2	1	2	0	0	11
at Colorado State*	01-14-17	*	34	7-13	0-0	1-3	2-7-9	3	1	4	1	1	15
at Boise State*	01-17-17	*	38	8-16	1-1	2-2	1-2-3	1	1	3	0	3	19
Wyoming*	01-21-17	*	37	6-14	0-1	2-5	3-8-11	0	2	2	1	0	14
Utah State*	01-24-17	*	30	6-11	0-0	1-1	1-4-5	4	2	0	0	0	13
at Nevada*	01-28-17	*	36	8-12	0-0	2-4	2-4-6	2	3	0	0	0	18
at UNLV*	02-01-17					DNP							
San Jose State*	02-04-17					DNP							
at Air Force*	02-08-17					DNP							
Boise State*	02-14-17					DNP							
at Fresno State*	02-18-17					DNP							
Colorado State*	02-21-17					DNP							
at Wyoming*	02-25-17					DNP							
San Diego State*	03-04-17	*	31	4-11	0-0	2-6	1-5-6	3	1	0	0	1	10

Points: 31 vs. Houston Baptist (11-14-16)

FG: 13 vs. Utah State (1-4-17)

FGA: 18 vs. Utah State (1-4-17)

3FG: 1 vs. Boise State (1-17-17)

3FGA: 1 (5x) Last time vs. Wyoming (1-21-17)

FT: 11 vs. Houston Baptist (11-14-16)

FTA: 13 vs. NMSU (11-18-16)

Rebounds: 11 (4x) Last time vs. Wyoming (1-21-17)

Assists: 4 (2x) Last time vs. SDSU (1-1-17)

Blocks: 5 vs. Nevada (1-7-17)

Steals: 3 vs. Boise State (1-17-17)

Minutes Played: 41 vs. Nevada (1-7-17)

CAREER HIGHS

Points: 31 vs. Houston Baptist (11-14-16)

FG: 13 vs. Utah State (1-4-17)

FGA: 21 at USC (11-21-15)

3FG: 1 vs. Boise State (1-17-17)

3FGA: 1 (5x) Last time vs. Wyoming (1-21-17)

FT: 11 vs. Houston Baptist (11-14-16)

FTA: 13 (2x) Last time vs. NMSU (11-18-16)

Rebounds: 15 at USC (11-21-15)

Assists: 4 (3x) Last time vs. SDSU (1-1-17)

Blocks: 5 vs. Nevada (1-7-17)

Steals: 3 vs. Boise State (1-17-17)

Minutes Played: 43 at San Diego State (2-6-16)

MISCELLANEOUS STATISTICS

	SEASON	CAREER
30+ Points	2	2
20+ Points	3	13
Double-Digit Scoring	20	49
10+ Rebounds	4	10
Double-Doubles	4	10
Led Team in Blocks	5	21
Led Team in Scoring	10	18
Led Team in Rebounds	13	31
Led Team in Assists	2	3
Led Team in Steals	3	3

SAMFORD/UNM CAREER STATISTICS

2016-17	21-21	706/33.6	144-253	.569	1-5	.200	78-112	.696	41	105	146	7.0	43	0	32	38	13	12	367	17.5
TOTAL	53-53	1784/33.7	359-609	.589	1-5	.200	187-275	.680	106	277	383	7.2	110	1	65	86	52	31	906	17.1

			Total		3-Point		F-Throws		Rebounds											Scoring	
Season	gp-gs	min/avg	fg-fga	pct	fg-fga	pct	ft-fta	pct	off	def	tot	avg	pf	fo	ast	to	blk	stl	pts	avg	
2015-16	32-32	1078/33.7	215-356	.604	0-0	.000	109-163	.669	65	172	237	7.4	67	1	33	48	39	19	539	16.8	
2016-17	21-21	706/33.6	144-253	.569	1-5	.200	78-112	.696	41	105	146	7.0	43	0	32	38	13	12	367	17.5	
TOTAL	53-53	1784/33.7	359-609	.589	1-5	.200	187-275	.680	106	277	383	7.2	110	1	65	86	52	31	906	17.1	

The 2016-17 Lobos



55

Connor MacDougall
6'9" - 235 lbs. - RS-Sophomore - Forward
Tempe, Ariz. (South Mountain CC)

NOTEWORTHY :

- Scored Career-high 17 points against Wyoming (2-25-17)
- NJCAA All-American at South Mountain CC
- Helped South Mountain finish eighth among 16 teams at NJCAA National Tournament
- Played six games for Arizona State in 2014-15
- Ranked by Fox Sports Next as the 12th best center in 2014 recruiting class

GAME-BY-GAME STATISTICS

SEASON HIGHS

Opponent	Date	GS	Min	FG-A	3FG-A	FT-A	O-D-TR	PF	A	TO	B	S	PTS
Idaho State	11-11-16	15	2-4	0-0	1-3	5-1-6	3	0	4	1	0	5	
Houston Baptist	11-14-16	17	2-3	0-0	0-0	0-1-1	4	0	1	0	0	4	
New Mexico State	11-18-16	7	1-2	0-0	1-2	2-0-2	5	0	1	0	0	3	
vs. Virginia Tech	11-24-16	15	2-5	0-0	1-2	0-2-2	3	0	1	0	0	5	
vs. CSUN	11-25-16	10	2-3	0-0	1-1	0-0-0	4	0	0	0	0	5	
vs. Dayton	11-27-16	9	0-2	0-0	0-0	1-0-1	0	0	0	0	0	0	
Abilene Christian	11-30-16	14	3-5	0-0	2-2	0-1-1	2	1	1	0	0	8	
at Illinois State	12-03-16	15	2-3	0-0	0-0	2-0-2	0	0	0	0	0	4	
UTEP	12-07-16	16	2-3	0-0	5-7	1-3-4	3	0	0	1	0	9	
at New Mexico S.	12-10-16	12	1-4	0-0	0-0	0-0-0	2	0	1	1	0	2	
Arkansas-Pine Bluff	12-17-16	14	0-1	0-0	10-10	4-2-6	1	0	3	0	0	10	
at Arizona	12-20-16	12	0-3	0-0	0-0	0-3-3	5	0	1	0	0	0	
Fresno State*	12-28-16	10	1-1	0-0	1-2	0-1-1	1	0	0	0	0	3	
at San Diego State*	01-01-17	8	1-4	0-0	0-0	1-2-3	1	0	2	0	0	2	
at Utah State*	01-04-17	4	0-0	0-0	2-2	0-2-2	0	0	0	0	0	2	
Nevada*	01-07-17	2	0-0	0-0	0-0	0-0-0	0	0	0	0	0	0	
UNLV*	01-10-17				DNP								
at Colorado State*	01-14-17				DNP								
at Boise State*	01-17-17				DNP								
Wyoming*	01-21-17				DNP								
Utah State*	01-24-17	10	2-4	0-0	6-6	1-1-2	3	0	0	2	0	10	
at Nevada*	01-28-17	11	1-1	0-0	4-4	1-2-3	2	0	1	0	1	6	
at UNLV*	02-01-17	6	1-1	0-0	0-0	0-0-0	1	0	0	0	0	2	
San Jose State*	02-04-17	11	2-4	0-0	0-0	1-0-1	5	0	0	0	0	4	
at Air Force*	02-08-17	2	0-1	0-0	0-0	0-0-0	0	1	0	0	0	0	
Boise State*	02-14-17	2	0-1	0-0	0-0	0-1-1	1	0	2	0	0	0	
at Fresno State*	02-18-17	9	1-3	0-0	0-0	0-1-1	4	0	1	0	0	2	
Colorado State*	02-21-17	13	1-2	0-0	0-0	2-1-3	1	0	0	0	0	2	
at Wyoming*	02-25-17	15	4-6	0-0	9-12	4-2-6	2	0	0	1	0	17	
San Diego State*	03-04-17	5	1-2	0-0	1-1	1-0-1	4	0	0	0	0	3	

Points: 17 vs. Wyoming (2-25-17)

FG: 4 vs. Wyoming (2-25-17)

FGA: 6 vs. Wyoming (2-25-17)

3FG: N/A

3FGA: N/A

FT: 10 vs. UAPB (12-17-16)

FTA: 12 vs. Wyoming (2-25-17)

Rebounds: 6 (3x) Last time vs. Wyoming (2-25-17)

Assists: 1 vs. Abilene Christian (11-30-16)

Blocks: 2 vs. Utah State (1-24-17)

Steals: N/A

Minutes Played: 17 vs. Houston Baptist (11-14-16)

CAREER HIGHS

Points: 17 vs. Wyoming (2-25-17)

FG: 4 vs. Wyoming (2-25-17)

FGA: 6 vs. Wyoming (2-25-17)

3FG: N/A

3FGA: N/A

FT: 10 vs. UAPB (12-17-16)

FTA: 12 vs. Wyoming (2-25-17)

Rebounds: 6 (3x) Last time vs. Wyoming (2-25-17)

Assists: 1 vs. Abilene Christian (11-30-16)

Blocks: 2 vs. Utah State (1-24-17)

Steals: N/A

Minutes Played: 17 vs. Houston Baptist (11-14-16)

MISCELLANEOUS STATISTICS

	SEASON	CAREER
Led Team in Blocks	3	3
Led Team in Scoring	1	1
Double-Digit Scoring	3	3
Led Team in Rebounds	1	1

CAREER STATISTICS

Season	gp-gs	min/avg	Total fg-fga pct	3-Point fg-fga pct	F-Throws ft-fta pct	Rebounds off def tot avg	pf fo ast to blk stl	Scoring pts avg
2016-17	26-0	264/10.2	32-68 .471	0-0 .000	44-54 .815	26 26 52 2.0	57 3 2 19 6 1	108 4.2
TOTAL	26-0	264/10.2	32-68 .471	0-0 .000	44-54 .815	26 26 52 2.0	57 3 2 19 6 1	108 4.2

2016-17 Box Scores

Official Basketball Box Score -- Game Totals -- Final Statistics
Houston Baptist vs New Mexico
11/14/16 7 p.m. MST at WisePies Arena - The Pit

Houston Baptist 79 • 0-2

#	Player		Total		3-Ptr		Rebounds		PF	TP	A	TO	Blk	Stl	Min
			FG	FGA	FG	FGA	FT	FTA							
05	Lasher, Colter	f	7-17	5-12	0-0	1	2	3	2	19	4	2	0	1	33
11	Russell, Atif	f	4-9	1-3	2-4	2	3	5	3	11	3	1	0	2	27
44	Ibarra, Josh	c	1-6	0-0	4-6	1	1	2	5	6	0	0	0	1	22
15	Chukwujeokuwu, Reveal	g	3-8	1-4	0-0	0	4	4	3	7	0	0	0	0	26
30	Bonds, Braxton	g	4-4	0-0	3-6	2	3	5	5	11	3	1	0	2	25
02	Weber, Jalen	g	4-7	3-4	2-2	0	1	1	2	13	2	1	0	0	21
03	Cantwell, Asa	g	0-1	0-1	0-0	0	0	0	2	0	0	2	0	0	10
04	Stetler, Cody	g	0-1	0-0	0-0	1	1	2	5	0	0	2	0	1	10
22	Gates, Jalon	g	3-4	3-4	1-1	0	0	0	0	10	1	0	0	0	10
23	Fountain, Alex	g	1-6	0-2	0-0	2	0	2	4	2	3	0	0	0	16
	Team					1	0	1							
Totals			27-63	13-30	12-19	10	15	25	31	79	15	12	0	7	200

FG % 1st Half: 13-34 38.2% 2nd half: 14-29 48.3% Game: 27-63 42.9% Deadball Rebounds 4
3FG % 1st Half: 3-15 20.0% 2nd half: 10-15 66.7% Game: 13-30 43.3%
FT % 1st Half: 2-2 100.0 2nd half: 10-17 58.8% Game: 12-19 63.2%

New Mexico 95 • 2-0

#	Player	Total		3-Ptr		Rebounds		PF	TP	A	TO	Blk	Stl	Min	
		FG-FGA	FG-FGA	FT-FTA	Off	Def									
20	LOGWOOD, Sam	f	3-5	1-2	2-2	0	6	6	1	9	2	0	0	1	26
32	WILLIAMS, Tim	f	10-11	0-0	11-12	2	9	11	1	31	1	3	0	0	33
11	AGET, Obij	c	0-1	0-0	2-2	0	1	1	1	2	1	0	0	0	17
03	HUNTER, Jordan	g	2-3	1-2	4-4	1	4	5	2	9	2	1	0	1	17
04	BROWN, Elijah	g	1-8	0-5	4-4	0	2	2	1	6	5	4	0	2	28
01	UGUAK, Aher	g	2-3	1-1	0-0	0	1	1	2	5	1	0	0	2	14
05	HARRIS, Jalen	g	4-4	1-1	4-6	0	1	1	1	13	4	3	0	1	23
21	ADAMS, Xavier	g	2-2	0-0	7-10	0	1	1	2	11	0	0	0	1	13
24	JEFFERSON, Damien	g	2-5	0-1	1-2	0	2	2	1	5	3	0	1	0	11
31	MATHIS, Anthony	g	0-0	0-0	0-0	0	0	0	0	0	1	0	0	1	1
55	MACDOUGALL, Connor	g	2-3	0-0	0-0	0	1	1	4	4	0	1	0	0	17
Team						1	1	2							
Totals			28-45	4-12	35-42	4	29	33	16	95	19	13	1	8	200

FG % 1st Half: 18-25 72.0% 2nd half: 10-20 50.0% Game: 28-45 62.2% Deadball Rebounds 5
3FG % 1st Half: 2-6 33.3% 2nd half: 4-12 33.3% Game: 4-12 33.3%
FT % 1st Half: 12-12 100.0 2nd half: 23-30 76.7% Game: 35-42 83.3%

Officials: Bob Staffen, Doran Gotschall, Eric Anderson
Technical fouls: Houston Baptist-None. New Mexico-None.
Attendance: 10456

Score by periods	1st	2nd	Total
Houston Baptist	31	48	79
New Mexico	50	45	95

Last FG - HBU 2nd-01:09, NM 2nd-00:50.
Largest lead - HBU None, NM by 20 1st-01:58.
HBU led for 00:00, NM led for 39:20. Game was tied for 00:40.

Score tied - 1 time.
Lead changed - 0 times.

Official Basketball Box Score -- Game Totals -- Final Statistics
Houston Baptist vs New Mexico
11/14/16 7 p.m. MST at WisePies Arena - The Pit

Houston Baptist 79 • 0-2

#	Player		Total		3-Ptr		Rebounds		PF	TP	A	TO	Blk	Stl	Min	
			FG	FGA	FG	FGA	FT	FTA								Off
05	Lasher, Colter	f	7-17	5-12	0-0		1	2	3	2	19	4	2	0	1	33
11	Russell, Atif	f	4-9	1-3	2-4		2	3	5	3	11	3	1	0	2	27
44	Ibarra, Josh	c	1-6	0-0	4-6		1	1	2	5	6	0	0	0	1	22
15	Chukwujeukuw, Reveal		3-8	1-4	0-0		0	4	4	3	7	0	0	0	0	26
30	Bonds, Braxton	g	4-4	0-0	3-6		2	3	5	5	11	3	1	0	2	25
02	Weber, Jalen		4-7	3-4	2-2		0	1	1	2	13	2	1	0	0	21
03	Cantwell, Asa		0-1	0-1	0-0		0	0	0	2	0	0	2	0	0	10
04	Stetler, Cody		0-1	0-0	0-0		1	1	2	5	0	0	2	0	1	10
22	Gates, Jalon		3-4	3-4	1-1		0	0	0	0	10	1	0	0	0	10
23	Fountain, Alex		1-6	0-2	0-0		2	0	2	4	2	3	0	0	0	16
	Team						1	0	1							
Totals			27-63	13-30	12-19		10	15	25	31	79	15	12	0	7	200

FG % 1st Half: 13-34 38.2% 2nd half: 14-29 48.3% Game: 27-63 42.9% Deadball Rebounds 4
3FG % 1st Half: 3-15 20.0% 2nd half: 10-15 66.7% Game: 13-30 43.3%
FT % 1st Half: 2-2 100.0 2nd half: 10-17 58.8% Game: 12-19 63.2%

New Mexico 95 • 2-0

#	Player		Total		3-Ptr		Rebounds		PF	TP	A	TO	Blk	Stl	Min	
			FG-FGA	FG-FGA	FT-FTA	Off	Def	Tot								
20	LOGWOOD, Sam	f	3-5	1-2	2-2	0	6	6	1	9	2	0	0	1	26	
32	WILLIAMS, Tim	f	10-11	0-0	11-12	2	9	11	1	31	1	3	0	0	33	
11	AGET, Obij	c	0-1	0-0	2-2	0	1	1	1	2	1	0	0	0	17	
03	HUNTER, Jordan	g	2-3	1-2	4-4	1	4	5	2	9	2	1	0	1	17	
04	BROWN, Elijah	g	1-8	0-5	4-4	0	2	2	1	6	5	4	0	2	28	
01	UGUAK, Aher	g	2-3	1-1	0-0	0	1	1	2	5	1	0	0	2	14	
05	HARRIS, Jalen	g	4-4	1-1	4-6	0	1	1	1	13	4	3	0	1	23	
21	ADAMS, Xavier	g	2-2	0-0	7-10	0	1	1	2	11	0	0	0	1	13	
24	JEFFERSON, Damien	g	2-5	0-1	1-2	0	2	2	1	5	3	0	1	0	11	
31	MATHIS, Anthony	g	0-0	0-0	0-0	0	0	0	0	0	1	0	0	1	1	
55	MACDOUGALL, Connor	g	2-3	0-0	0-0	0	1	1	4	4	0	1	0	0	17	
Team						1	1	2								
Totals				28-45	4-12	35-42	4	29	33	16	95	19	13	1	8	200

FG % 1st Half: 18-25 72.0% 2nd half: 10-20 50.0% Game: 28-45 62.2% Deadball Rebounds 5
3FG % 1st Half: 2-6 33.3% 2nd half: 4-12 33.3% Game: 4-12 33.3%
FT % 1st Half: 12-12 100.0 2nd half: 23-30 76.7% Game: 35-42 83.3%

Officials: Bob Staffen, Doran Gotschall, Eric Anderson
Technical fouls: Houston Baptist-None. New Mexico-None.
Attendance: 10456

Score by periods	1st	2nd	Total
Houston Baptist	31	48	79
New Mexico	50	45	95

Last FG - HBU 2nd-01:09, NM 2nd-00:50.
Largest lead - HBU None, NM by 20 1st-01:58.
HBU led for 00:00, NM led for 39:20. Game was tied for 00:40.

Score tied - 1 time.
Lead changed - 0 times.

Official Basketball Box Score -- Game Totals -- Final Statistics
New Mexico State vs New Mexico
11/18/16 7 p.m. MST at WisePies Arena - The Pit

New Mexico State 59 • 2-2

#	Player		Total	3-Ptr	Rebounds											
			FG	FGA	FT	FTA	Off	Def	Tot	PF	TP	A	To	Blk	Stl	Min
11	Wilkins, Johnathon	f	0-0	0-0	0-0	0	0	0	5	0	0	1	0	1	0	10
22	Chuha, Eli	f	0-3	0-0	2-3	3	2	5	2	2	2	1	1	0	1	26
35	Pennie, Jalyn	f	2-4	2-3	0-0	3	2	5	2	6	1	1	1	1	1	18
04	Baker, Ian	g	8-17	4-8	5-8	0	1	1	2	25	1	3	0	3	3	33
13	N'Dir, Sidy	g	5-13	0-4	4-5	0	3	3	5	14	3	5	0	0	0	34
02	Haley, Jermaine		0-2	0-2	0-0	2	1	3	2	0	0	1	0	1	0	13
01	Huggins, Braxton		1-2	1-2	0-0	0	0	0	0	3	1	1	1	1	0	13
03	Ellis, Chancellor		0-1	0-1	0-0	0	0	0	0	1	0	1	0	0	0	3
10	Jones, Jemerio		0-3	0-1	0-0	0	4	4	3	0	0	3	0	3	0	10
21	Bhullar, Tanveer		3-5	0-0	3-5	4	6	10	4	9	2	1	0	0	0	25
24	Taylor, Matt		0-3	0-3	0-0	1	1	2	3	0	0	0	0	2	1	15
Team						0	2	2								
			19	53	7	24	14	21	35	29	59	10	20	4	7	200

FG % 1st Half: 11-25 44.0% 2nd half: 8-28 28.6% Game: 19-53 35.8% Deadball Rebounds 2
3FG % 1st Half: 4-11 36.4% 2nd half: 3-13 23.1% Game: 7-24 29.2%
FT % 1st Half: 4-7 57.1% 2nd half: 10-14 71.4% Game: 14-21 66.7%

New Mexico 72 • 3-0

#	Player		Total		3-Ptr		Rebounds		PF	TP	A	TO	Blk	Stl	Min
			FG-FA	FG-FA	FT-FTA	Off	Def	Tot							
20	LOGWOOD, Sam	f	5-7	0-0	2-4	0	4	4	0	12	4	2	0	0	29
32	WILLIAMS, Tim	f	5-11	0-0	10-13	1	3	4	1	20	0	2	0	0	35
11	AGET, Obij	c	1-3	0-0	0-0	1	1	2	5	2	1	0	3	1	24
03	HUNTER, Jordan	g	1-2	0-1	0-0	1	2	3	2	2	2	2	0	0	25
04	BROWN, Elijah	g	6-17	1-7	6-8	0	8	8	1	19	2	2	0	1	34
01	UGUAK, Aher	g	0-1	0-0	0-0	1	0	1	0	0	0	0	0	0	3
05	HARRIS, Jalen	g	0-2	0-0	0-0	0	3	3	2	0	1	2	0	2	15
21	ADAMS, Xavier	g	0-1	0-1	0-0	0	0	0	0	0	0	0	0	1	3
23	FURSTINGER, Joe	g	2-2	0-0	3-5	2	1	3	3	7	0	0	0	0	12
24	JEFFERSON, Damien	g	3-6	0-1	1-5	1	1	2	4	7	0	1	0	4	13
55	MACDOUGALL, Connor	g	1-2	0-0	1-2	0	2	2	5	3	0	1	0	0	7
	Team		34-54	1-10	32-37	6	2	8	33	33	10	13	3	0	205

2016-17 Box Scores

Official Basketball Box Score -- Game Totals -- Final Statistics
CSUN vs New Mexico
11/25/16 12:00 PM at Titan Gym (Fullerton, Calif.)

CSUN 89 • 2-4

#	Player	Total		3-Ptr	Rebounds			PF	TP	A	TO	Blk	Stl	Min
		FG-FGA	FG-FGA		Off	Def	Tot							
02	Lubin, Rakim	f	5-8	0-0	6-7	2	4	6	5	16	0	7	0	25
45	Johns, Dylan	c	0-0	0-0	0-1	2	0	2	2	0	1	2	0	17
00	Smith, Kendall	g	2-8	0-2	8-8	2	1	3	4	12	8	7	0	28
03	Johnson, Darin	g	8-11	5-5	1-1	1	5	6	2	22	0	0	0	33
22	Parks, Aaron	g	7-11	2-4	4-6	4	2	6	2	20	5	0	0	23
01	Warren, Micheal	g	1-4	0-2	0-0	0	0	0	3	2	0	3	0	18
04	Dawson, Tavron	g	4-9	0-3	5-6	2	2	4	4	13	1	1	0	28
05	Kaba-Camara, Mahama	g	0-0	0-0	0-0	0	0	0	1	0	0	0	0	5
10	Richardson, Jason	g	0-0	0-0	0-0	0	0	0	0	0	0	0	0	0+
23	Wilbut, Jeron	g	1-3	0-1	0-0	0	0	0	0	2	0	1	0	4
24	Theus Jr., Reggie	g	1-2	0-0	0-0	0	0	0	3	2	0	0	0	9
Team			0	1	1									
Totals			29-56	7-17	24-29	13	18	31	26	89	15	21	1	5, 200

FG % 1st Half: 16-30 53.3% 2nd half: 13-26 50.0% Game: 29-56 51.8%
3FG % 1st Half: 4-8 50.0% 2nd half: 3-9 33.3% Game: 7-17 41.2%
FT % 1st Half: 9-11 81.8% 2nd half: 15-18 83.3% Game: 24-29 82.8%

Deadball
Rebounds
2

New Mexico 105 • 4-1

#	Player	Total		3-Ptr	Rebounds			PF	TP	A	TO	Blk	Stl	Min
		FG-FGA	FG-FGA		Off	Def	Tot							
32	WILLIAMS, Tim	f	7-12	0-0	7-7	2	4	6	2	21	2	2	1	36
11	AGET, Obij	c	6-6	0-0	4-5	1	1	2	4	16	1	0	0	19
04	HUNTER, Jordan	g	2-5	1-1	4-4	0	1	1	2	9	4	1	0	20
03	BROWN, Elijah	g	7-11	3-5	4-6	1	2	3	3	21	7	4	0	28
20	LOGWOOD, Sam	g	5-6	0-0	3-4	0	0	0	3	13	1	0	1	29
01	UGUAK, Aher	g	1-1	0-0	0-2	0	0	0	0	2	0	0	0	9
05	HARRIS, Jalen	g	2-2	0-0	0-0	0	1	1	0	4	0	1	0	11
14	KUIPER, Dane	g	0-1	0-0	0-0	0	0	0	0	0	0	0	0	2
21	ADAMS, Xavier	g	1-2	0-0	4-4	0	3	3	1	6	0	0	0	6
23	FURSTINGER, Joe	g	3-3	0-0	0-0	1	0	1	2	6	0	0	0	8
24	JEFFERSON, Damien	g	1-5	0-1	0-0	1	4	5	1	2	3	3	0	12
55	MACDOUGALL, Connor	g	2-3	0-0	1-1	0	0	0	4	5	0	0	0	10
Team			0	1	1									
Totals			37-57	4-7	27-33	6	17	23	22	105	18	11	3	9, 200

FG % 1st Half: 20-29 69.0% 2nd half: 17-28 60.7% Game: 37-57 64.9%
3FG % 1st Half: 3-4 75.0% 2nd half: 1-3 33.3% Game: 4-7 57.1%
FT % 1st Half: 11-13 84.6% 2nd half: 16-20 80.0% Game: 27-33 81.8%

Deadball
Rebounds
2

Officials: Tony Padilla, Donnie Eppley, Michael Irving
Technical fouls: CSUN-None. New Mexico-None.
Attendance: 105
Game 5 of the 2016 Wooden Legacy
105 points sets new Wooden single game points record

Score by periods	1st	2nd	Total
CSUN	45	44	89
New Mexico	54	51	105

Points	In	Off	2nd	Fast	Bench
CSUN	28	13	22	0	19
NM	50	26	12	8	25

Last FG - CSUN 2nd-03:44, NM 2nd-00:13.
Largest lead - CSUN by 2 1st-10:31, NM by 16 2nd-00:13.
CSUN led for 00:17. NM led for 36:50. Game was tied for 02:53.

Score tied - 5 times.
Lead changed - 2 times.

Official Basketball Box Score -- Game Totals -- Final Statistics
New Mexico vs Dayton
11/27/16 11:00 AM at Honda Center (Anaheim, Calif.)

New Mexico 57 • 4-2

#	Player	Total		3-Ptr	Rebounds			PF	TP	A	TO	Blk	Stl	Min
		FG-FGA	FG-FGA		Off	Def	Tot							
20	LOGWOOD, Sam	f	0-3	0-0	3-4	0	2	2	1	3	1	2	0	19
32	WILLIAMS, Tim	f	7-13	0-0	2-3	0	5	5	1	16	2	3	1	38
11	AGET, Obij	c	1-1	0-0	0-0	2	1	3	1	2	0	0	0	9
03	HUNTER, Jordan	g	2-7	2-4	0-0	0	3	3	2	6	1	3	0	27
04	BROWN, Elijah	g	4-14	3-8	5-5	0	5	5	1	16	3	3	0	32
01	UGUAK, Aher	g	0-0	0-0	0-0	0	0	0	1	0	0	0	0	2
05	HARRIS, Jalen	g	0-0	0-0	0-0	0	0	0	2	0	1	1	0	13
14	KUIPER, Dane	g	1-2	1-1	0-0	0	2	2	4	3	2	1	0	11
21	ADAMS, Xavier	g	0-1	0-0	0-0	0	1	1	2	0	0	1	0	1
23	FURSTINGER, Joe	g	1-1	0-0	0-0	0	1	1	3	2	1	0	1	19
24	JEFFERSON, Damien	g	4-5	1-1	0-1	0	6	6	2	9	0	2	0	12
55	MACDOUGALL, Connor	g	0-2	0-0	0-0	1	0	1	0	0	0	0	0	9
Team			2	2	4									
Totals			20-49	7-14	10-13	5	28	33	20	57	11	16	2	3, 200

FG % 1st Half: 8-24 33.3% 2nd half: 12-25 48.0% Game: 20-49 40.8%
3FG % 1st Half: 5-9 55.6% 2nd half: 2-5 40.0% Game: 7-14 50.0%
FT % 1st Half: 4-5 80.0% 2nd half: 6-8 75.0% Game: 10-13 76.9%

Deadball
Rebounds
1

Dayton 64 • 4-2

#	Player	Total		3-Ptr	Rebounds			PF	TP	A	TO	Blk	Stl	Min
		FG-FGA	FG-FGA		Off	Def	Tot							
02	MILLER, Sam	f	1-6	1-3	0-0	2	4	6	3	3	0	0	1	30
33	MIKESSELL, Ryan	f	2-6	0-1	3-5	1	4	5	3	7	1	2	0	22
03	DAVIS, Kyle	g	5-8	1-4	1-3	1	2	3	2	12	2	0	1	34
04	COOKE, Charles	g	4-11	0-2	4-6	1	5	6	1	12	5	2	0	28
11	SMITH, Scoochie	g	5-9	2-5	0-0	0	2	2	3	12	3	1	0	29
01	DAVIS, Darrell	g	1-5	1-4	2-2	0	3	3	2	5	0	1	0	12
15	CROSSBY, John	g	1-2	0-0	2-3	0	4	4	1	4	2	1	0	16
20	WILLIAMS, Xeyrius	g	3-7	1-3	2-2	1	2	3	1	9	1	2	1	29
Team			3	0	3									
Totals			22-54	6-22	14-21	9	26	35	16	64	14	9	3	7, 200

FG % 1st Half: 12-28 42.9% 2nd half: 10-26 38.5% Game: 22-54 40.7%
3FG % 1st Half: 2-12 16.7% 2nd half: 4-10 40.0% Game: 6-22 27.3%
FT % 1st Half: 5-10 50.0% 2nd half: 9-11 81.8% Game: 14-21 66.7%

Deadball
Rebounds
2

Officials: Mike Scypher, Earl Walton, Jason Baker
Technical fouls: New Mexico-None. Dayton-None.
Attendance: 105
Game 9 of the 2016 Wooden Legacy
5th Place Game

Score by periods	1st	2nd	Total
New Mexico	25	32	57
Dayton	31	33	64

Points	In	Off	2nd	Fast	Bench
NM	18	7	4	0	14
UD	22	25	13	10	18

Last FG - NM 2nd-01:08, UD 2nd-00:08.
Largest lead - NM by 1 2nd-01:08, UD by 13 1st-04:44.
NM led for 00:23. UD led for 37:32. Game was tied for 02:05.

Score tied - 1 time.
Lead changed - 2 times.

Official Basketball Box Score -- Game Totals -- Final Statistics
Abilene Christian vs New Mexico
11/30/16 7 p.m. MST at WisePies Arena - The Pit

Abilene Christian 55 • 3-3

#	Player	Total		3-Ptr	Rebounds			PF	TP	A	TO	Blk	Stl	Min
		FG-FGA	FG-FGA		Off	Def	Tot							
01	Lewis, Jaren	f	6-13	1-2	3-4	1	5	6	4	16	1	6	0	31
23	Howell, Hayden	f	2-3	0-0	0-0	2	3	5	4	4	1	1	0	12
04	Crnac, Jovan	g	0-7	0-7	1-2	1	2	3	0	1	2	1	0	26
05	Ricks, Payten	g	0-1	0-1	0-0	0	0	0	0	2	3	0	1	18
11	Green, Drake	g	3-7	3-6	0-0	0	3	3	2	9	2	0	0	25
03	Langston, Diamante	g	0-0	0-0	0-0	0	1	1	3	0	2	0	0	21
10	Tripp, Isaiah	g	2-5	1-3	0-0	0	1	1	1	5	0	0	0	27
14	Lenox, Trey	g	0-0	0-0	0-0	0	1	1	0	0	0	0	0	4
15	Farquhar, Hayden	g	2-6	0-1	0-0	1	0	1	2	4	2	0	0	11
21	Friday, Jalone	g	5-6	3-4	3-4	1	3	4	4	16	0	1	2	25
Team			0	3	3									
Totals			20-48	8-24	7-10	6	22	28	20	55	13	14	2	3, 200

FG % 1st Half: 11-27 40.7% 2nd half: 9-21 42.9% Game: 20-48 41.7%
3FG % 1st Half: 3-11 27.3% 2nd half: 5-13 38.5% Game: 8-24 33.3%
FT % 1st Half: 3-4 75.0% 2nd half: 4-6 66.7% Game: 7-10 70.0%

Deadball
Rebounds
1

New Mexico 64 • 5-2

#	Player		Total		3-Ptr	Rebounds			PF	TP	A	TO	Blk	Stl	Min
			FG-FGA	FG-FGA	FT-FTA	Off	Def	Tot							
14	KUIPER, Dane	f	0-4	0-2	4-4	2	0	2	0	4	2	1	0	1	16
32	WILLIAMS, Tim	f	3-4	0-0	2-3	0	0	0	2	8	1	2	0	1	16
11	AGET, Obij	c	4-6	0-0	4-5	2	3	5	1	12	0	0	0	0	18
03	HUNTER, Jordan		0-2	0-0	0-0	0	2	2	1	0	1	1	0	0	22
04	BROWN, Elijah	g	5-12	2-4	1-3	0	9	9	1	13	2	0	0	2	32
01	UGUAK, Aher		0-1	0-1	0-0	0	0	0	0	0	1	0	0	0	10
05	HARRIS, Jalen		1-2	0-0	0-0	0	0	0	0	2	2	0	0	0	10
23	ADAMS, Xavier		3-4	0-0	4-5	2	5	7	1	10	0	2	0	0	20
03	FURSTINGER, Joe		2-2	0-0	0-0	0	4	4	0	4	0	1	0	1	13
24	JEFFERSON, Damien		1-5	0-2	1-2	0	2	2	1	3	2	1	0	0	18
31	MATHIS, Anthony		0-1	0-1	0-0	0	0	0	0	0	0	0	0	0	3
55	MACDOUGALL, Connor		3-5	0-0	2-2	0	1	1	2	8	1	1	0	0	14
	Team					3	0	3							

2016-17 Box Scores

Official Basketball Box Score -- Game Totals -- Final Statistics UTEP vs New Mexico 12/07/16 7 p.m. MT at WisePies Arena - The Pit

UTEP 77 • 2-5

#	Player		Total		3-Ptr		Rebounds			PF	TP	A				Min
			FG-FA	FG-FA	FT-FTA	Off	Def	Tot	To			Blk	Stl			
11	FLAGGERT, Jake	f	0-2	0-1	0-0	0	1	1	5	0	3	1	0	1	22	
22	THOMAS, Paul	f	3-4	0-0	0-0	1	0	1	4	6	1	1	0	0	13	
41	WILLMS, Matt	c	0-3	0-0	1-2	2	2	4	3	1	2	3	0	2	31	
02	HARRIS, Omega		7-16	4-10	4-4	0	3	3	22	1	0	2	2	38		
15	ARTIS, Dominic	g	5-13	3-5	0-1	1	3	4	3	13	12	3	0	5	38	
05	BARNES, Chris		0-0	0-0	0-0	0	0	0	0	0	0	0	0	0	1	
13	VENEGAS, Ivan		1-1	0-0	0-0	1	0	1	0	2	0	0	0	0	3	
21	TOUCHET, Trey		1-6	1-5	1-2	0	2	2	0	4	2	0	0	1	15	
23	BARRETT, Deon		8-9	7-8	2-2	1	1	2	1	25	3	0	0	0	19	
54	JONES, Kelvin		2-4	0-0	0-3	1	5	6	5	4	0	2	2	0	20	
	Team					1	1	2			1					
	Totals		27-58	15-29	8-14	8	18	26	24	77	22	13	6	9	200	

FG % 1st Half: 14-33 42.4% 2nd half: 13-25 52.0% Game: 27-58 46.6%
3FG % 1st Half: 6-14 42.9% 2nd half: 9-15 60.0% Game: 15-29 51.7%
FT % 1st Half: 5-9 55.6% 2nd half: 3-5 60.0% Game: 8-14 57.1%

Deadball
Rebounds
2,1

New Mexico 78 • 6-3

#	Player	Total		3-Ptr		Rebounds			PF	TP	A TO Blk Stl				Min
		FG-FGA	FG-FGA	FT-FTA	Off Def Tot	PF	TP	A TO Blk Stl							
20	LOGWOOD, Sam	f	4-7	1-2	2-4	1	1	2	0	11	6	1	0	0	27
23	FURSTINGER, Joe	f	2-4	0-0	2-2	0	3	3	3	6	0	2	1	1	25
11	AGET, Obij	c	4-5	0-0	1-2	1	3	4	0	9	0	0	1	1	24
03	HUNTER, Jordan	g	4-6	2-3	0-0	0	4	4	2	10	6	3	0	0	33
04	BROWN, Elijah	g	8-13	3-7	6-11	0	6	6	0	25	0	3	0	2	35
05	HARRIS, Jalen		0-0	0-0	0-0	1	1	2	0	1	2	0	0	0	7
14	KUIPER, Dane		1-1	1-1	1-2	0	3	3	1	4	0	1	0	1	6
21	ADAMS, Xavier		0-3	0-1	4-4	1	1	2	2	4	0	0	0	1	15
24	JEFFERSON, Damien		0-2	0-0	0-0	0	0	0	1	0	2	0	0	0	8
31	MATHIS, Anthony		0-0	0-0	0-0	0	1	1	0	0	0	0	0	0	4
55	MACDOUGALL, Connor		2-3	0-0	5-7	1	3	4	3	9	0	0	1	0	16
	Team					1	0	1			1				
	Totals		25-44	7-14	21-32	5	26	31	14	78	13	15	3	6	200

FG % 1st Half: 15-27 55.6% 2nd half: 10-17 58.8% Game: 25-44 56.8%
3FG % 1st Half: 6-11 54.5% 2nd half: 3-13 33.3% Game: 7-14 50.0%
FT % 1st Half: 11-14 78.6% 2nd half: 10-18 55.6% Game: 21-32 65.6%

Deadball
Rebounds
6,1

Officials: John Higgins, Chris Rastatter, Gerry Pollard
Technical fouls: UTEP-None, New Mexico-None.
Attendance: 11838

Score by periods	1st	2nd	Total
UTEP	39	38	77
New Mexico	47	31	78

Points	In	Off	2nd	Fast	Bench
UTEP	16	20	13	14	35
New Mexico	24	14	7	8	17

Last FG - UTEP 2nd-00:30, NM 2nd-00:05.
Largest lead - UTEP by 4 2nd-05:19, NM by 21 1st-12:07.
UTEP led for 04:51, NM led for 31:02. Game was tied for 04:07.

Score tied - 4 times.
Lead changed - 6 times.

Official Basketball Box Score -- Game Totals -- Final Statistics New Mexico vs New Mexico State 12/10/16 7:30 p.m. at Pan American Center

New Mexico 71 • 6-4, 0-0 MWC

#	Player	Total		3-Ptr		Rebounds			PF	TP	A TO Blk Stl				Min
		FG-FGA	FG-FGA	FT-FTA	Off Def Tot	PF	TP	A TO Blk Stl							
20	LOGWOOD, Sam	f	0-2	0-0	0-0	1	1	2	1	0	0	2	0	0	11
32	WILLIAMS, Tim	f	6-9	0-0	3-5	4	4	8	3	15	0	3	0	1	33
11	AGET, Obij	c	1-2	0-0	1-2	1	4	5	3	3	0	0	1	0	18
03	HUNTER, Jordan	g	1-3	0-1	0-0	1	1	2	1	2	0	0	0	0	12
04	BROWN, Elijah	g	5-14	1-9	7-9	0	2	2	3	18	3	3	0	2	30
05	HARRIS, Jalen		2-6	0-1	1-3	0	1	1	3	5	3	2	0	1	29
14	KUIPER, Dane		6-9	3-5	0-0	1	2	3	4	15	2	2	0	2	23
21	ADAMS, Xavier		1-3	0-0	0-0	0	1	1	1	2	0	0	0	0	10
23	FURSTINGER, Joe		0-1	0-0	0-0	1	0	1	5	0	1	0	0	0	7
24	JEFFERSON, Damien		3-5	0-1	3-4	0	1	1	1	9	0	0	0	0	15
55	MACDOUGALL, Connor		1-4	0-0	0-0	0	0	0	2	2	0	1	1	0	12
	Team					1	2	3							
	Totals		26-58	4-17	15-23	10	19	29	27	71	8	14	2	6	200

FG % 1st Half: 10-25 40.0% 2nd half: 16-33 48.5% Game: 26-58 44.8%
3FG % 1st Half: 1-6 16.7% 2nd half: 3-11 27.3% Game: 4-17 23.5%
FT % 1st Half: 5-7 71.4% 2nd half: 10-16 62.5% Game: 15-23 65.2%

Deadball
Rebounds
2

New Mexico State 84 • 8-2, 0-0 WAC

#	Player	Total		3-Ptr		Rebounds			PF	TP	A TO Blk Stl				Min
		FG-FGA	FG-FGA	FT-FTA	Off Def Tot	PF	TP	A TO Blk Stl							
11	Wilkins, Johnathon	f	2-3	0-0	0-0	2	0	2	3	4	0	2	1	0	17
22	Chuha, Eli	f	5-10	0-0	2-4	5	9	14	2	12	2	1	1	1	30
01	Haley, Jermaine	g	1-2	1-1	1-2	1	3	4	2	4	2	1	0	0	30
02	Huggins, Braxton	g	4-10	4-8	2-4	0	4	4	5	14	2	3	0	0	20
04	Baker, Ian	g	8-16	4-10	6-7	0	3	3	1	26	3	2	0	4	34
10	Jones, Jemario		4-6	1-1	6-10	3	7	10	3	15	3	3	2	1	31
15	Garza, Joe		1-3	0-1	4-4	0	1	1	2	6	0	2	0	0	22
24	Taylor, Matt		1-1	1-1	0-0	0	0	0	5	3	1	4	0	1	15
35	Pennie, Jalyn		0-0	0-0	0-0	0	0	0	0	0	0	0	0	0	1
	Team					0	1	1							
	Totals		26-51	11-22	21-31	11	28	39	23	84	13	18	4	7	200

FG % 1st Half: 17-29 58.6% 2nd half: 9-22 40.9% Game: 26-51 51.0%
3FG % 1st Half: 6-12 50.0% 2nd half: 5-10 50.0% Game: 11-22 50.0%
FT % 1st Half: 3-4 75.0% 2nd half: 18-27 66.7% Game: 21-31 67.7%

Officials: Mike Reed, Larry Spaulding, Shawn Lehigh
Technical fouls: New Mexico-JEFFERSON, Damien, New Mexico State-Jones, Jemario.
Attendance: 6298

Score by periods	1st	2nd	Total
New Mexico	26	45	71
New Mexico State	43	41	84

Points	In	Off	2nd	Fast	Bench
New Mexico	38	20	10	6	33
New Mexico State	26	24	9	2	24

Last FG - NM 2nd-00:33, NMSU 2nd-01:11.
Largest lead - NM None, NMSU by 17 1st-01:18.
NM led for 00:00, NMSU led for 38:28. Game was tied for 01:32.

Score tied - 1 time.
Lead changed - 0 times.

Official Basketball Box Score -- Game Totals -- Final Statistics Arkansas-Pine Bluff vs New Mexico 12/17/16 6:05 p.m. at WisePies Arena - The Pit/Bob King Court

Arkansas-Pine Bluff 43 • 1-11

#	Player	Total		3-Ptr		Rebounds			PF	TP	A TO Blk Stl				Min
		FG-FGA	FG-FGA	FT-FTA	Off Def Tot	PF	TP	A TO Blk Stl							
15	Trent Steen	f	5-9	0-0	1-1	0	0	0	5	11	0	3	1	3	20
30	Deshon Bayless	f	0-6	0-2	0-0	0	2	2	3	0	0	0	0	3	15
52	David Tillman	c	0-1	0-0	0-0	0	0	0	2	0	0	1	1	0	9
10	Jaquan Lynch	g	3-10	2-4	1-1	0	0	0	3	9	2	2	0	2	32
04	Ghiavonni Robinson	g	4-14	3-9	1-1	1	3	4	1	12	0	2	0	1	29
11	Charles Jackson		0-1	0-1	0-0	0	0	0	2	0	0	0	0	0	5
03	Kennedy McKinney		0-2	0-0	0-0	0	6	0	1	0	2	3	0	1	17
12	Marquis Cunningham		0-2	0-0	0-0	1	0	1	2	0	2	1	1	0	11
13	JoeRandle Toliver		1-4	1-3	0-0	0	2	2	2	3	2	6	0	4	22
21	Artavious McDyess		0-0	0-0	0-0	1	0	1	1	0	0	2	1	1	14
22	Khalid Campbell		0-0	0-0	0-0	0	0	0	0	0	0	0	0	0	4
35	Travon Harper		2-8	0-2	4-7	1	3	4	4	8	0	1	0	2	22
	Team					4	3	7			1				
	Totals		15-57	6-21	7-10	8	13	21	26	43	8	22	4	17	200

FG % 1st Half: 3-24 12.5% 2nd half: 12-33 36.4% Game: 15-57 26.3%
3FG % 1st Half: 1-9 11.1% 2nd half: 5-12 41.7% Game: 6-21 28.6%
FT % 1st Half: 4-5 80.0% 2nd half: 3-5 60.0% Game: 7-10 70.0%

Deadball
Rebounds
1

New Mexico 83 • 7-4

#	Player		Total		3-Ptr		Rebounds			PF	TP	A TO Blk Stl				Min
			FG-FGA	FG-FGA	FT-FTA	Off	Def	Tot	A			TO	Blk	Stl		
23	FURSTINGER, Joe	f	0-2	0-0	5-6	1	3	4	2	5	1	1	4	1	20	
32	WILLIAMS, Tim	f	7-10	0-0	5-5	0	4	4	4	19	1	1	0	0	20	
01	UGUAK, Aher	g	0-2	0-1	5-6	1	2	3	0	5	2	5	0	1	17	
05	HARRIS, Jalen	g	1-4	0-1	0-0	0	2	2	2	2	4	0	0	2	25	
14	KUIPER, Dane	g	5-9	3-6	1-1	1	3	4	1	14	3	3	1	2	25	
03	HUNTER, Jordan		2-2	2-2	2-2	0	2	2	1	8	0	2	0	2	13	
04	BROWN, Elijah		1-4	1-3	4-4	0	2	2	0	7	3	2	0	1	16	
11	AGET, Obji		2-3	0-0	0-0	0	1	1	0	4	1	0	2	0	9	
20	LOGWOOD, Sam		0-4	0-2	3-4	3	3	6	1	5	2	2	0	4	19	
21	ADAMS, Xavi		1-2	0-0	2-2	1	4	5	1	5	1	1	0	1	18	
30	CUMBER, Adam		0-0	0-0	0-0	0	0	0	0	0	0	0	0	2	2	
31	MATHIS, Anthony		0-2	0-0	0-0	0	2	2	0	0	0	1	0	0	4	
55	MACDOUGALL, Connor		0-1	0-0	10-10	4	2	6	1	10	0	3	0	0	14	
	Team					1	1	2				1				
	Totals		20-45	6-17	37-40	12	32	44	13	83	18	22	8	16	200	

2016-17 Box Scores

Official Basketball Box Score -- Game Totals -- Final Statistics

Fresno State vs New Mexico

12/28/16 7 p.m. MT at WisePies Arena - The Pit

Fresno State 73 • 8-5, 0-1 MW

#	Player	Total		3-Ptr	Rebounds			PF	TP	A	TO	Blk	Stl	Min	
		FG-FGA	FG-FGA		FT-FTA	Off	Def								Tot
04	EDO, Karachi	f	6-12	1-1	2-2	2	4	6	2	15	1	2	2	30	
13	RUSSO, Cullen	f	6-12	0-1	0-0	1	4	5	3	12	2	2	0	31	
01	HOPKINS, Jaron	g	6-11	0-0	2-4	1	3	4	3	14	2	5	0	38	
03	WATSON, Paul	g	4-10	1-5	1-2	0	3	3	4	10	2	4	1	32	
05	TAYLOR, Jahmel	g	6-11	3-6	2-2	2	5	7	3	17	3	0	0	34	
11	WILLIAMS, Bryson		0-0	0-0	0-2	0	0	0	0	0	1	0	0	4	
20	BITTNER, Sam		0-0	0-0	0-0	0	0	0	0	0	0	0	0	1	
21	TAYLOR, Deshon		1-4	1-3	0-0	1	2	3	3	3	1	1	0	17	
34	CARTER II, Terrell		1-2	0-0	0-0	0	1	1	4	2	0	1	0	13	
	Team					1	3	4							
	Totals		30-62	6-16	7-12	8	25	33	22	73	12	14	3	200	
FG % 1st Half: 15-30 50.0% 2nd half: 15-32 46.9% Game: 30-62 48.4%															
3FG % 1st Half: 4-9 44.4% 2nd half: 2-7 28.6% Game: 6-16 37.5%															
FT % 1st Half: 0-2 0.0% 2nd half: 7-10 70.0% Game: 7-12 58.3%															
Deadball Rebounds 2															
#	Player	Total		3-Ptr	Rebounds			PF	TP	A	TO	Blk	Stl	Min	
		FG-FGA	FG-FGA		FT-FTA	Off	Def								Tot
20	LOGWOOD, Sam	f	0-4	0-0	1-2	1	5	6	1	1	0	3	0	1	28
32	WILLIAMS, Tim	f	7-15	0-1	4-6	2	5	7	0	18	4	0	0	2	33
11	AGET, Obij	c	6-8	0-0	0-0	2	4	6	4	12	1	2	1	2	23
05	HARRIS, Jalen	g	2-4	0-0	5-6	0	2	2	2	9	3	1	0	1	27
14	KUIPER, Dane	g	3-6	2-4	2-2	0	2	2	5	10	1	0	0	1	22
03	HUNTER, Jordan		2-3	0-1	0-0	0	0	1	1	4	1	1	0	1	15
04	BROWN, Elijah		2-10	1-4	14-14	0	3	3	3	19	3	4	1	1	30
21	ADAMS, Xavier		0-0	0-0	2-2	1	0	1	0	2	0	1	0	2	12
55	MACDOUGALL, Connor		1-1	0-0	1-2	0	1	1	1	3	0	0	0	0	10
	Team					1	2	3							
	Totals		23-51	3-10	29-34	7	25	32	17	78	13	12	2	10	200
FG % 1st Half: 13-29 44.8% 2nd half: 10-22 45.5% Game: 23-51 45.1%															
3FG % 1st Half: 2-7 28.6% 2nd half: 1-3 33.3% Game: 3-10 30.0%															
FT % 1st Half: 8-10 80.0% 2nd half: 21-24 87.5% Game: 29-34 85.3%															
Deadball Rebounds 1,2															
Score by periods			1st	2nd	Total										
Fresno State			34	39	73	Points	In	Off	2nd	Fast					
New Mexico			36	42	78	Paint	Paint	T/O	Chance	Break	Bench				
						FS	44	20	10	10	5				
						NM	30	12	12	10	28				

Official Basketball Box Score -- Game Totals -- Final Statistics

NEW MEXICO vs SAN DIEGO STATE

01-01-17 2:05 pm PST at Steve Fisher Court at Viejas Arena

NEW MEXICO 68 • 9-5 (2-0 MW)

#	Player	Total		3-Ptr	Rebounds			PF	TP	A	TO	Blk	Stl	Min	
		FG-FGA	FG-FGA		FT-FTA	Off	Def								Tot
20	LOGWOOD, Sam	f	1-6	0-0	1-2	0	2	2	1	3	0	2	0	1	17
32	WILLIAMS, Tim	f	3-9	0-0	6-7	2	7	9	3	12	4	4	1	0	37
11	AGET, Obij	c	0-0	0-0	0-0	0	2	2	2	0	0	0	1	1	10
04	BROWN, Elijah	g	5-13	4-6	8-8	0	2	2	3	22	1	3	0	2	36
05	HARRIS, Jalen	g	4-6	0-1	1-3	0	2	2	3	9	2	1	1	0	30
03	HUNTER, Jordan		0-0	0-0	0-0	0	0	0	1	0	2	1	0	0	11
14	KUIPER, Dane		3-5	2-3	0-0	1	7	8	1	8	3	1	1	2	20
21	ADAMS, Xavier		3-4	0-1	2-2	3	2	5	2	8	1	1	0	2	24
24	JEFFERSON, Damien		1-4	0-1	2-4	2	1	3	0	4	0	1	0	0	7
55	MACDOUGALL, Connor		1-4	0-0	0-0	1	2	3	1	2	0	2	0	0	8
	Team					2	0	2							
	Totals		21-51	6-12	20-26	11	27	38	17	68	13	16	4	6	200
FG % 1st Half: 8-22 36.4% 2nd half: 13-29 44.8% Game: 21-51 41.2%															
3FG % 1st Half: 2-6 33.3% 2nd half: 4-6 66.7% Game: 6-12 50.0%															
FT % 1st Half: 7-11 63.6% 2nd half: 13-15 86.7% Game: 20-26 76.9%															
Deadball Rebounds 5															
#	Player	Total		3-Ptr	Rebounds			PF	TP	A	TO	Blk	Stl	Min	
		FG-FGA	FG-FGA		FT-FTA	Off	Def								Tot
10	HOETZEL, Max	f	4-6	2-4	0-0	2	2	4	5	10	1	0	0	0	14
14	CHEATHAM, Zylan	f	2-6	0-0	3-4	2	6	8	3	7	1	6	0	3	31
03	KELL, Trey	g	3-10	2-7	4-5	0	0	0	1	12	5	1	0	1	36
04	ALLEN, Dakarai	g	3-6	0-2	2-2	1	5	6	3	8	1	3	1	4	34
42	HEMSLEY, Jeremy	g	6-16	1-7	3-6	1	2	3	3	16	2	3	0	2	37
11	WILLIAMS, D'Erryl		0-2	0-0	0-0	0	1	1	1	0	1	1	0	0	10
23	GILL-CAESAR, Montagu		0-3	0-3	0-0	1	0	1	1	0	1	1	0	0	16
45	IZUNDU, Valentine		4-4	0-0	1-1	1	2	3	1	9	0	1	3	1	22
	Team					0	1	1							
	Totals		22-53	5-23	13-18	8	19	27	18	62	12	16	4	13	200
FG % 1st Half: 13-28 46.4% 2nd half: 9-25 36.0% Game: 22-53 41.5%															
3FG % 1st Half: 3-11 27.3% 2nd half: 2-12 16.7% Game: 5-23 21.7%															
FT % 1st Half: 7-7 100.0 2nd half: 6-11 54.5% Game: 13-18 72.2%															
Deadball Rebounds 1,1															
Score by periods			1st	2nd	Total										
NEW MEXICO			25	43	68	Points	In	Off	2nd	Fast					
SAN DIEGO STATE			36	26	62	Paint	Paint	T/O	Chance	Break	Bench				
						NM	26	11	7	8	22				
						SDSU	32	17	11	9	9				

2016-17 Box Scores

Official Basketball Box Score -- Game Totals -- Final Statistics

UNLV vs New Mexico

01/10/17 7 p.m. MT at WisePies Arena - The Pit

UNLV 71 • 9-9, 2-3 MW

#	Player		Total		3-Ptr		Rebounds			PF	TP	A TO Blk Stl			Min	
			FG-FGA	FG-FGA	FT-FTA	Off Def Tot	PF	TP								
11	DEMBELE, Cheickna	f	4-8	0-0	0-3	3	1	4	3	8	0	2	3	0	28	
20	JONES, Christian	f	3-6	0-0	3-3	2	6	8	2	9	1	4	0	0	31	
02	OFOGBU, Uche	g	4-8	3-4	3-4	1	7	8	2	14	2	2	0	4	35	
05	POYSER, Jalen	g	2-13	2-7	4-4	1	2	3	1	10	5	1	0	0	36	
30	MOORING, Jovan	g	6-12	3-6	4-5	1	3	4	2	19	6	1	0	5	36	
03	CLYBURN, Kris		0-0	0-0	0-0	0	2	2	1	0	0	0	0	0	6	
01	GREEN, Tyrell		3-8	1-3	0-0	0	2	2	3	7	0	1	0	1	19	
10	MORGAN, Zion		1-3	0-1	1-1	0	0	0	0	3	1	0	0	0	7	
31	BAXTER JR, Troy		0-2	0-0	1-2	0	0	0	0	1	0	0	0	0	2	
Team						4	0	4								
Totals				23-60	9-21	16-22	12	23	35	14	71	15	11	3	10	200

FG % 1st Half: 11-35 31.4%

2nd half: 12-25 48.0%

Game: 23-60 38.3%

3FG % 1st Half: 4-11 36.4%

2nd half: 5-10 50.0%

Game: 9-21 42.9%

FT % 1st Half: 5-7 71.4%

2nd half: 11-15 73.3%

Game: 16-22 72.7%

Deadball Rebounds 2

New Mexico 66 • 9-8, 2-3 MW

#	Player		Total		3-Ptr		Rebounds			PF	TP	A TO Blk Stl			Min	
			FG-FGA	FG-FGA	FT-FTA	Off Def Tot	PF	TP								
14	KUIPER, Dane	f	6-10	3-5	2-2	0	4	4	1	17	3	3	0	1	37	
32	WILLIAMS, Tim	f	5-8	0-0	1-2	0	7	7	2	11	1	2	0	0	39	
11	AGET, Obij	c	1-1	0-0	2-3	0	1	1	3	4	0	0	7	0	20	
04	BROWN, Elijah	g	4-13	0-5	5-5	1	5	6	4	13	3	2	0	1	37	
05	HARRIS, Jalen	g	4-4	1-1	2-2	0	3	3	4	11	4	5	0	0	25	
03	HUNTER, Jordan		0-1	0-0	0-0	0	0	0	1	0	0	0	0	0	2	
20	LOGWOOD, Sam		0-2	0-1	0-0	0	1	1	2	0	0	0	0	0	5	
23	FURSTINGER, Joe		2-4	0-0	2-3	2	1	3	1	6	0	1	1	0	20	
24	JEFFERSON, Damien		1-3	0-1	0-0	0	1	1	0	2	0	0	0	1	4	
31	MATHIS, Anthony		1-4	0-2	0-0	0	2	2	3	2	3	0	0	2	11	
Team						1	3	4								
Totals				24-50	4-15	14-17	4	28	32	21	66	14	13	8	5	200

FG % 1st Half: 15-27 55.6%

2nd half: 9-23 39.1%

Game: 24-50 48.0%

3FG % 1st Half: 3-8 37.5%

2nd half: 1-7 14.3%

Game: 4-15 26.7%

FT % 1st Half: 4-5 80.0%

2nd half: 10-12 83.3%

Game: 14-17 82.4%

Deadball Rebounds 2,1

Officials: David Hall, Verne Harris, Eric Curry

Technical fouls: UNLV-None. New Mexico-None.

Attendance: 11379

Score by periods	1st	2nd	Total
UNLV	31	40	71
New Mexico	37	29	66

Points

LV

NM

In Paint

22

24

Off T/O

20

14

2nd Chance

10

2

Fast Break

6

10

Bench

11

10

Last FG - LV 2nd-01:33, NM 2nd-01:19.

Largest lead - LV by 7 2nd-12:31, NM by 11 1st-09:32.

LV led for 10:24, NM led for 26:17, Game was tied for 03:19.

Score tied - 4 times.

Lead changed - 5 times.

Official Basketball Box Score -- Game Totals -- Final Statistics

New Mexico vs Colorado State

1/14/17 12:06 pm at Fort Collins, Colo. (Moby Arena)

New Mexico 84 • 10-8, 3-3 MW

#	Player	Total		3-Ptr		Rebounds			PF	TP	A TO Blk Stl			Min	
		FG-FGA	FG-FGA	FT-FTA	Off Def Tot	PF	TP								
14	KUIPER, Dane	f	4-4	0-0	2-2	1	1	2	5	10	2	1	1	0	25
32	WILLIAMS, Tim	f	7-13	0-0	1-3	2	7	9	3	15	1	4	1	1	34
11	AGET, Obij	c	4-4	0-0	0-0	1	2	3	3	8	2	1	0	0	17
04	BROWN, Elijah	g	6-12	4-6	9-11	0	9	9	4	25	7	4	1	1	30
05	HARRIS, Jalen	g	0-3	0-1	0-0	0	0	0	2	0	1	2	1	0	21
01	UGUAK, Aher		0-0	0-0	0-2	1	1	2	0	0	1	0	0	0	5
03	HUNTER, Jordan		2-5	1-1	0-0	0	2	2	4	5	2	2	0	0	21
20	LOGWOOD, Sam		1-3	0-0	2-4	0	1	1	3	4	0	1	0	0	13
23	FURSTINGER, Joe		3-6	0-0	1-1	3	2	5	3	7	1	1	2	0	21
24	JEFFERSON, Damien		3-4	1-1	3-4	0	1	1	2	10	0	0	0	0	13
Team						1	4	5	1						
Totals			30-54	6-9	18-27	9	30	39	30	84	17	17	6	2	200

FG % 1st Half: 16-31 51.6%

2nd half: 14-23 60.9%

Game: 30-54 55.6%

3FG % 1st Half: 5-7 71.4%

2nd half: 1-2 50.0%

Game: 6-9 66.7%

FT % 1st Half: 7-12 58.3%

2nd half: 11-15 73.3%

Game: 18-27 66.7%

Deadball Rebounds 6

Officials: Larry Spaulding, Mike Reed, Randy Heimerman
Technical fouls: New Mexico-HUNTER, Jordan; TEAM. Colorado State-PAIGE,J.D.; NIXON,Prentiss.
Attendance: 3418

Score by periods	1st	2nd	Total
New Mexico	44	40	84
Colorado State	34	37	71

Points

NM

CSU

In Paint

32

16

Off T/O

13

7

2nd Chance

17

11

Fast Break

10

2

Bench

26

 8 |

Last FG - NM 2nd-03:13, CSU 2nd-01:23.

Largest lead - NM by 21 2nd-09:54, CSU by 2 1st-16:55.

NM led for 36:42, CSU led for 01:56, Game was tied for 01:22.

Score tied - 3 times.

Lead changed - 10 times.

Official Basketball Box Score -- Game Totals -- Final Statistics

New Mexico vs Boise State

01/17/17 9 pm at Boise, Idaho (Taco Bell Arena)

New Mexico 81 • 11-8 (4-3 MW)

#	Player	Total		3-Ptr		Rebounds			PF	TP	A TO Blk Stl			Min	
		FG-FGA	FG-FGA	FT-FTA	Off Def Tot	PF	TP								
14	KUIPER, Dane	f	2-3	1-2	0-0	0	0	0	5	5	1	0	0	1	25
32	WILLIAMS, Tim	f	8-16	1-1	2-2	1	2	3	1	19	1	3	0	3	38
11	AGET, Obij	c	1-4	0-0	2-2	2	2	4	3	4	0	0	0	1	22
04	BROWN, Elijah	g	4-13	2-6	6-7	0	7	7	2	16	4	4	0	1	33
05	HARRIS, Jalen	g	2-3	0-0	2-2	0	2	2	0	6	1	0	0	1	23
03	HUNTER, Jordan		2-5	1-2	6-6	1	1	2	2	11	2	1	0	1	20
20	LOGWOOD, Sam		6-7	1-1	3-3	1	3	4	2	16	0	1	0	1	22
23	FURSTINGER, Joe		0-1	0-0	0-0	0	2	2	2	0	0	0	0	0	9
24	JEFFERSON, Damien		2-2	0-0	0-0	0	2	2	3	4	1	2	0	0	8
Team						1	1	2							
Totals			27-54	6-12	21-22	6	22	28	20	81	10	12	0	9	200

FG % 1st Half: 19-29 65.5%

2nd half: 8-25 32.0%

Game: 27-54 50.0%

3FG % 1st Half: 5-7 71.4%

2nd half: 1-5 20.0%

Game: 6-12 50.0%

FT % 1st Half: 6-7 85.7%

2nd half: 15-15 100.0

Game: 21-22 95.5%

Deadball Rebounds 1,1

Officials: Randy McCall, Dick Cartmell, Bob Staffen
Technical fouls: New Mexico-None. Boise State-None.
Attendance: 3752

Score by periods	1st	2nd	Total
New Mexico	49	32	81
Boise State	31	39	70

Points

NM

BSU

In Paint

28

32

Off T/O

19

11

2nd Chance

5

13

Fast Break

6

7

Bench

31

26

Last FG - NM 2nd-02:24, BSU 2nd-00:58.
Largest lead - NM by 20 1st-00:15, BSU None.
NM led for 39:42, BSU led for 00:00, Game was tied for 00:18.

Score tied - 0 times.
Lead changed - 0 times.

Official Basketball Box Score -- Game Totals -- Final Statistics

Wyoming vs New Mexico

01/21/17 6 p.m. MT at WisePies Arena - The Pit

Wyoming 71 • 13-7, 3-4 MW

#	Player	Total		3-Ptr		Rebounds			PF	TP	A TO Blk Stl			Min	
		FG-FGA	FG-FGA	FT-FTA	Off Def Tot	PF	TP								
05	Hernndon, Alan	f	4-9	2-7	0-1	0	8	8	3	10	1	1	3	0	34
33	NAUGHTON, Jordan	f	2-5	0-0	0-0	2	1	3	2	4	0	2	0	0	19
03	AKA GORSKI,Alexander	g	4-12	4-10	0-0	1	3	4	2	12	2	1	0	1	32
11	LIEBERMAN, Jeremy	g	2-3	2-2	0-0	0	2	2	2	6	4	0	0	0	23
23	MCNAMANEN, Jason	g	0-5	0-3	0-1	0	2	2	2	0	5	0	0	0	27
01	JAMES, Justin		6-9	0-0	2-4	0	2	2	3	14	2	3	1	0	18
10	KELLEY, Cody		1-1	1-1	0-0	0	1	1	1	3	2	1	0	1	9
20	DALTON, Hayden		5-14	2-6	5-5	4	9	13	4	17	0	4	2	0	27
24	ADAMS, Louis		2-3	0-0	1-2	0	1	1	0	5	1	1	0	0	11
Team						0	3	3							
Totals			26-61	11-29	8-13	7	32	39	19	71	17	13	6	2	200

FG % 1st Half: 13-31 41.9%

2nd half: 13-30 43.3%

Game: 26-61 42.6%

3FG % 1st Half: 7-13 53.8%

2nd half: 4-16 25.0%

Game: 11-29 37.9%

FT % 1st Half: 5-7 71.4%

2nd half: 3-6 50.0%

Game: 8-13 61.5%

Deadball Rebounds 2,1

Officials: Michael Greenstein, Brent Meaux, Jon Stigliano
Technical fouls: Wyoming-None. New Mexico-None.
Attendance: 12501

Score by periods	1st	2nd	Total
Wyoming	38	33	71
New Mexico	38	40	78

Points

WY

NM

In Paint

24

34

Off T/O

1

13

2nd Chance

11

4

Fast Break

16

17

Bench

39

14

Last FG - WY 2nd-00:12, NM 2nd-04:19.
Largest lead - WY by 4 1st-16:33, NM by 9 2nd-04:19.
WY led for 04:08, NM led for 32:53, Game was tied for 02:57.

Score tied - 4 times.
Lead changed - 1 time.

2016-17 Box Scores

Official Basketball Box Score -- Game Totals -- Final Statistics

Utah State vs New Mexico

01/24/17 9 p.m. MT at WisePies Arena - The Pit

Utah State 61 • 8-11, 2-6 MW

#	Player	Total		3-Ptr		Rebounds			PF	TP	A TO Blk Stl				Min
		FG-FGA	FG-FGA	FT-FTA	Off Def Tot										
11	DARGENTON, Alexis	f	3-9	0-2	1-2	0	2	2	4	7	1	0	4	0	34
15	JANICEK, Norbert	f	1-2	0-0	0-0	1	2	3	4	2	0	3	0	0	18
01	McEWEN, Koby	g	4-7	2-3	7-9	0	7	7	2	17	2	2	0	1	32
03	MERRILL, Sam	g	2-7	1-4	0-0	1	0	1	1	5	3	2	0	2	28
14	MOORE, Jalen	g	6-12	1-3	1-2	1	6	7	2	14	2	2	0	0	38
00	RECTOR, Shane		3-4	2-3	0-0	1	0	1	3	8	1	2	0	0	16
05	PEARRE, Julian		1-3	0-2	0-1	0	0	0	1	2	0	0	0	1	13
10	TAYLOR, Quinn		3-7	0-0	0-3	3	1	4	2	6	0	1	0	0	18
24	BRITO, Diogo		0-0	0-0	0-0	0	0	0	0	0	0	0	0	0	3
Team						1	2	3							
Totals			23-51	6-17	9-17	8	20	28	19	61	9	12	4	4	200

FG % 1st Half: 12-26 46.2%

2nd half: 11-25 44.0%

Game: 23-51 45.1%

3FG % 1st Half: 1-7 14.3%

2nd half: 5-10 50.0%

Game: 6-17 35.3%

FT % 1st Half: 4-7 57.1%

2nd half: 5-10 50.0%

Game: 9-17 52.9%

Deadball Rebounds 2

New Mexico 74 • 13-8, 6-3 MW

#	Player	Total		3-Ptr		Rebounds			PF	TP	A TO Blk Stl				Min
		FG-FGA	FG-FGA	FT-FTA	Off Def Tot										
14	KUIPER, Dane	f	4-9	0-3	0-0	0	4	4	2	8	2	1	0	0	35
32	WILLIAMS, Tim	f	6-11	0-0	1-1	1	4	5	4	13	2	0	0	0	30
11	AGET, Obij	c	0-2	0-0	0-0	1	0	1	3	0	0	1	2	0	13
04	BROWN, Elijah	g	8-13	2-5	6-6	1	7	8	2	24	3	5	0	1	34
05	HARRIS, Jalen	g	3-3	1-1	0-0	0	1	1	1	7	3	2	0	1	21
03	HUNTER, Jordan		1-5	0-3	4-4	0	1	1	1	6	5	0	0	2	21
20	LOGWOOD, Sam		0-2	0-0	0-0	0	1	1	1	0	0	0	0	0	5
23	FURSTINGER, Joe		0-2	0-0	0-0	1	4	5	0	0	2	0	1	0	21
24	JEFFERSON, Damien		3-3	0-0	0-0	0	2	2	2	6	0	1	0	0	10
55	MACDOUGALL, Connor		2-4	0-0	6-6	1	1	2	3	10	0	0	2	0	10
Team						2	1	3							
Totals			27-54	3-12	17-17	7	26	33	19	74	17	10	5	4	200

FG % 1st Half: 14-30 46.7%

2nd half: 13-24 54.2%

Game: 27-54 50.0%

3FG % 1st Half: 1-6 16.7%

2nd half: 2-6 33.3%

Game: 3-12 25.0%

FT % 1st Half: 3-3 100.0

2nd half: 14-14 100.0

Game: 17-17 100.0

Deadball Rebounds 0

Officials: David Hall, Verne Harris, Mike Reed

Technical fouls: Utah State-None, New Mexico-None.

Attendance: 10698

Score by periods				1st	2nd	Total	In Paint	Off T/O	2nd Chance	Fast Break	Bench
Utah State				29	32	61	30	9	6	4	16
New Mexico				32	42	74	24	18	9	2	22

Last FG - US 2nd-01:36, NM 2nd-03:30.

Largest lead - US by 2 1st-13:03, NM by 15 2nd-03:30.

US led for 04:17, NM led for 31:30. Game was tied for 04:13.

Score tied - 8 times.
Lead changed - 8 times.

Official Basketball Box Score -- Game Totals -- Final Statistics

New Mexico vs Nevada

01/28/17 1:00 p.m. at Reno, Nev. (Lawlor Events Center)

New Mexico 65 • 13-9 (6-4 MW)

#	Player	Total		3-Ptr		Rebounds			PF	TP	A TO Blk Stl				Min
		FG-FGA	FG-FGA	FT-FTA	Off Def Tot										
14	KUIPER, Dane	f	1-8	0-6	0-0	0	0	0	3	2	1	2	0	2	26
32	WILLIAMS, Tim	f	8-12	0-0	2-4	2	4	6	2	18	3	0	0	0	36
11	AGET, Obij	c	1-3	0-0	0-0	0	4	4	3	2	0	0	0	1	24
04	BROWN, Elijah	g	5-16	3-9	5-7	1	4	5	1	18	5	6	0	1	38
05	HARRIS, Jalen	g	2-3	1-1	2-2	0	1	1	4	7	3	1	0	0	19
01	UGUAK, Aher		1-3	0-2	0-0	1	0	1	1	2	0	1	0	0	8
03	HUNTER, Jordan		1-4	1-4	2-2	0	1	1	0	5	2	3	0	0	21
20	LOGWOOD, Sam		0-1	0-0	0-0	0	0	0	1	0	0	2	0	1	5
23	FURSTINGER, Joe		2-2	0-0	1-2	2	2	4	2	5	2	0	0	0	9
24	JEFFERSON, Damien		0-2	0-1	0-0	2	0	2	0	0	1	0	0	0	3
55	MACDOUGALL, Connor		1-1	0-0	4-4	1	2	3	2	6	0	1	0	1	11
Team						2	3	5							
Totals			22-55	5-23	16-21	11	21	32	19	65	17	17	0	6	200

FG % 1st Half: 11-28 39.3%

2nd half: 11-27 40.7%

Game: 22-55 40.0%

3FG % 1st Half: 2-10 20.0%

2nd half: 3-13 23.1%

Game: 5-23 21.7%

FT % 1st Half: 7-10 70.0%

2nd half: 9-11 81.8%

Game: 16-21 76.2%

Deadball Rebounds 2,1

Officials: Randy McCall, Eric Curry, D.G. Nelson

Attendance: 10727

Score by periods				1st	2nd	Total	In Paint	Off T/O	2nd Chance	Fast Break	Bench
New Mexico				31	34	65	30	15	9	5	18
Nevada				37	45	82	22	20	8	9	19

Last FG - NM 2nd-00:40, NV 2nd-00:16.

Largest lead - NM by 4 1st-14:08, NV by 17 2nd-00:16.

NM led for 05:02, NV led for 32:27. Game was tied for 02:31.

Official Basketball Box Score -- Game Totals -- Final Statistics

New Mexico vs UNLV

02/01/17 8:00 PM at Tarkanian Court, Thomas & Mack Center

New Mexico 80 • 14-9, 7-4

#	Player	Total		3-Ptr		Rebounds			PF	TP	A TO Blk Stl				Min
		FG-FGA	FG-FGA	FT-FTA	Off	Def	Tot								
23	FURSTINGER, Joe	f	1-2	0-0	1-3	2	1	3	3	3	1	2	1	0	13
24	JEFFERSON, Damien	f	6-11	1-2	0-1	4	5	9	4	13	4	2	0	2	36
11	AGET, Obij	c	6-12	0-0	3-3	5	6	11	2	15	1	2	1	1	34
04	BROWN, Elijah	g	8-17	5-9	8-8	0	7	7	0	29	2	3	0	1	38
05	HARRIS, Jalen	g	1-5	0-1	0-0	0	1	1	4	2	1	1	1	0	22
01	UGUAK, Aher		0-1	0-0	0-0	2	0	2	3	0	0	2	0	0	10
03	HUNTER, Jordan		2-3	1-1	3-4	0	1	1	4	8	1	2	0	0	14
20	LOGWOOD, Sam		4-8	0-2	0-1	1	4	5	3	8	1	1	0	0	27
55	MACDOUGALL, Connor		1-1	0-0	0-0	0	0	0	1	2	0	0	0	0	6
Team						1	2	3							
Totals			29-60	7-15	15-20	15	27	42	24	80	11	16	3	4	200

FG % 1st Half: 14-28 50.0%

2nd half: 15-32 46.9%

Game: 29-60 48.3%

3FG % 1st Half: 3-7 42.9%

2nd half: 4-8 50.0%

Game: 7-15 46.7%

FT % 1st Half: 4-6 66.7%

2nd half: 11-14 78.6%

Game: 15-20 75.0%

Deadball Rebounds 2

Officials: John Higgins, Verne Harris, Kelly Pfeiffer

Technical fouls: New Mexico-None, UNLV-None.

Attendance: 12001

Score by periods				1st	2nd	Total	In Paint	Off T/O	2nd Chance	Fast Break	Bench
New Mexico				35	45	80	28	8	11	8	18
UNLV				35	42	77	32	25	10	8	27

Last FG - NM 2nd-00:42, UNLV 2nd-00:08.

Largest lead - NM by 6 2nd-00:42, UNLV by 5 1st-12:10.

NM led for 13:33, UNLV led for 19:50. Game was tied for 06:37.

Official Basketball Box Score -- Game Totals -- Final Statistics

San Jose State vs New Mexico

02/04/17 4 p.m. MT at WisePies Arena - The Pit

San Jose State 78 • 11-10, 4-6 MW

#	Player	Total		3-Ptr		Rebounds			PF	TP	A TO Blk Stl				Min
		FG-FGA	FG-FGA	FT-FTA	Off Def Tot										
15	CLARKE, Brandon	f	8-14	0-0	1-6	3	4	7	2	17	2	2	4	2	35
32	WELAGE, Ryan	f	7-11	4-6	2-2	0	8	8	1	20	1	2	0	0	30
00	BROWN, Terrell	g	5-9	2-3	5-8	0	3	3	2	17	5	0	0	0	38
21	JAMES, Jalen	g	0-2	0-0	0-0	0	0	0	2	0	0	3	0	0	10
25	HILLSMAN, Jaycee	g	2-4	0-1	6-6	0	6	6	3	10	1	2	0	0	36
04	MITCHELL, Brandon		2-3	0-1	1-3	0	1	1	2	5	2	1	1	1	13
10	NICHOLS, Isaiah		0-0	0-0	0-0	0	0	0	4	0	2	1	0	1	9
20	THORNTON, Isaac		3-7	1-5	2-2	1	3	4	2	9	2	0	1	1	25
24	SINGER, Ryan		0-0	0-0	0-0	0	0	0	0	0	0	0	0	0	1
33	SCHWARTZ, Cody		0-0	0-0	0-0	0	0	0	0	0	0	0	0	0	3
Team						0	2	2							
Totals			27-50	7-16	17-27	4	27	31	18	78	15	11	6	5	200

FG % 1st Half: 15-26 57.7%

2nd half: 12-24 50.0%

Game: 27-50 54.0%

3FG % 1st Half: 5-10 50.0%

2nd half: 2-6 33.3%

Game: 7-16 43.8%

FT % 1st Half: 0-3 0.0%

2nd half: 17-24 70.8%

Game: 17-27 63.0%

Deadball Rebounds 4,2

Officials: Christ Rastatter, Rick O'Neill, Jon Stigliano

Technical fouls: San Jose State-None, New Mexico-None.

Attendance: 12731

Score by periods				1st	2nd	Total	In Paint	Off T/O	2nd Chance	Fast Break	Bench
San Jose State				35	43	78	36	23	2	6	14
New Mexico				35	33	68	28	11	10	4	20

Last FG - SJ 2nd-02:59, NM 2nd-01:54.

Largest lead - SJ by 13 2nd-05:50, NM by 8 1st-16:04.

SJ led for 20:26, NM led for 11:36. Game was tied for 07:58.

2016-17 Box Scores

Official Basketball Box Score -- Game Totals -- Final Statistics
New Mexico vs Air Force
2/8/17 7:05 PM MT at Clune Arena, USAF Academy, Colo.

New Mexico 74 • 15-10, 8-5

#	Player		Total		3-Ptr	Rebounds			PF	TP	A	TO	Bk	Stl	Min
			FG-FGA	FG-FGA	FT-FTA	Off	Def	Tot							
11	AGET, Obij	c	3-6	0-0	3-5	4	4	8	3	9	0	1	2	2	36
04	BROWN, Elijah	g	3-13	1-7	6-7	0	6	6	1	13	4	1	0	2	27
05	HARRIS, Jalen	g	2-5	0-1	0-0	0	2	2	1	4	0	1	0	1	17
20	LOGWOOD, Sam	g	7-11	1-1	2-2	1	5	6	4	17	1	0	1	0	35
24	JEFFERSON, Damien	g	0-3	0-2	0-1	0	0	0	0	0	2	0	0	0	17
01	UGUAK, Aher		1-1	0-0	1-3	0	0	0	1	3	0	1	0	0	5
03	HUNTER, Jordan		2-4	1-3	3-4	1	0	1	2	8	1	1	0	0	21
14	KUIPER, Dane		4-7	4-5	0-0	0	2	2	3	12	0	0	0	1	21
23	FURSTINGER, Joe		0-1	0-0	5-6	4	3	7	2	5	0	0	1	1	12
31	MATHIS, Anthony		1-3	1-3	0-0	1	0	0	0	3	0	0	0	0	7
55	MACDOUGALL, Connor		0-1	0-0	0-0	0	0	0	0	0	1	0	0	0	2
Team						0	2	2							
Totals			23-55	8-22	20-28	11	24	35	17	74	9	5	5	6	200

FG % 1st Half:	13-34	38.2%	2nd half:	10-21	47.6%	Game:	23-55	41.8%	Deadball
3FG % 1st Half:	3-12	25.0%	2nd half:	5-10	50.0%	Game:	8-22	36.4%	Rebounds
FT % 1st Half:	5-8	62.5%	2nd half:	15-20	75.0%	Game:	20-28	71.4%	2

Air Force 67 • 10-14, 3-8

#	Player		Total		3-Ptr	Rebounds			PF	TP	A	TO	Bk	Stl	Min
			FG-FGA	FG-FGA	FT-FTA	Off	Def	Total							
35	GRAHAM, Hayden	f	8-14	1-4	0-0	1	4	5	5	17	3	3	2	0	35
33	TOOHEY, Frank	c	3-4	1-1	4-4	2	5	7	3	11	1	0	1	0	23
05	KOCUR, Zach	g	4-11	2-8	3-4	1	2	3	2	13	2	1	0	0	29
15	VAN, Jacob	g	3-9	1-3	2-2	0	3	3	3	9	5	1	0	1	35
20	LYONS, Trevor	g	0-3	0-2	3-5	0	4	4	3	3	3	1	0	1	23
01	NORMAN, Dane		1-3	0-1	1-2	2	2	4	2	3	0	2	0	0	9
02	SIPLES, CJ		0-1	0-1	0-0	1	1	2	1	0	0	1	0	0	5
12	SCOTTIE, Lavelle		2-4	0-0	0-0	2	1	3	1	4	1	0	0	1	13
22	LOUDER, Pervis		3-5	1-2	0-3	1	3	4	3	7	0	2	0	0	16
32	MANNING, Ryan		0-2	0-1	0-0	1	0	1	2	0	0	1	0	0	12
	Team					1	2	3							
Totals			24-56	6-23	13-20	12	27	39	25	67	15	13	2	4	200

FG % 1st Half:	14-32	43.8%	2nd half:	10-24	41.7%	Game:	24-56	42.9%	Deadball
3FG % 1st Half:	3-10	30.0%	2nd half:	3-13	23.1%	Game:	6-23	26.1%	Rebounds
FT % 1st Half:	3-7	42.9%	2nd half:	10-13	76.9%	Game:	13-20	65.0%	3

Officials: David Hall, Michael Irving, Gregory Nixon
Technical fouls: New Mexico-BROWN, Elijah. Air Force-None.
Attendance: 2125

Score by periods	1st	2nd	Total
New Mexico	34	40	74
Air Force	34	33	67

Last FG - NM 2nd-07:10, AF 2nd-02:06.
Largest lead - NM by 7 2nd-09:44, AF by 6 1st-07:46.
NM led for 19:50, AF led for 09:58. Game was tied for 10:12.

Score tied - 13 times.
Lead changed - 6 times.

Official Basketball Box Score -- Game Totals -- Final Statistics
Boise State vs New Mexico
02/14/17 8 p.m. MT at WisePies Arena - The Pit

Boise State 73 • 16-8, 9-4 MW

#	Player		Total		3-Ptr	Rebounds				PF	TP	A	TO	Bk	Stl	Min
			FG-FGA	FG-FGA	FT-FTA	Off	Def	Tot								
13	DUNCAN, Nick	f	0-4	0-3	0-0	1	3	4	4	0	3	1	0	1	1	33
33	WACKER, David	f	3-7	0-0	6-6	3	2	5	3	12	1	1	0	1	1	25
03	JESSUP, Justinian	g	2-7	1-3	0-0	1	6	7	3	5	2	0	0	0	0	27
15	HUTCHISON, Chandler	g	13-26	1-4	4-7	3	3	6	2	31	2	2	0	2	2	36
55	REID, James	g	6-15	4-12	2-2	1	1	2	3	18	2	3	0	2	3	31
00	DICKINSON, Marcus		0-2	0-1	0-0	0	1	1	3	0	0	0	0	0	1	8
10	JORCH, Robin		0-0	0-0	0-0	0	0	0	1	0	0	1	0	0	0	8
11	HANEY, Zach		0-0	0-0	0-0	0	0	0	1	0	1	0	0	0	0	2
30	AUSTIN, Paris		3-6	0-1	1-2	1	4	5	2	7	1	3	0	0	0	23
34	HOBBES, Alex		0-1	0-0	0-0	0	0	0	1	0	0	1	0	0	0	7
	Team					3	1	4						1		
	Totals		27-68	6-24	13-17	13	21	34	23	73	12	13	0	7	200	

FG % 1st Half:	12-32	37.5%	2nd half:	15-36	41.7%	Game:	27-68	39.7%	Deadball
3FG % 1st Half:	1-6	11.1%	2nd half:	5-15	33.3%	Game:	6-24	25.0%	Rebounds
FT % 1st Half:	0-1	0.0%	2nd half:	13-16	81.3%	Game:	13-17	76.5%	0

New Mexico 78 • 16-10, 9-5 MW

#	Player		Total		3-Ptr		Rebounds			PF	TP	A	TO	Blk	Stl	Min
			FG	FGA	FG	FGA	FT	FTA	Off							
20	LOGWOOD, Sam	f	2-9	0-1	2-4		1	5	6	2	6	2	5	0	1	33
24	JEFFERSON, Damien	f	5-6	2-3	2-3		1	4	5	1	14	2	1	0	0	27
11	AGET, Obij	c	7-8	0-0	0-0		2	4	6	2	14	0	1	5	1	30
04	BROWN, Elijah	g	6-16	2-5	13-14		0	6	6	1	27	4	2	1	2	35
05	HARRIS, Jalen	g	1-2	0-1	0-0		0	3	3	2	2	0	2	0	0	15
03	HUNTER, Jordan		3-3	0-0	3-3		0	1	1	1	9	5	1	0	0	27
14	KUIPER, Dane		1-4	0-1	0-0		1	4	5	4	2	0	0	1	0	18
23	FURSTINGER, Joe		1-2	0-0	2-2		0	2	2	3	4	0	1	2	1	13
55	MACDOUGALL, Connor		0-1	0-0	0-0		0	1	1	1	0	0	2	0	0	2
Team							0	1	1							
Totals				26-51	4-11	22-26	5	31	36	17	78	13	16	9	5	200

FG % 1st Half:	12-27	44.4%	2nd half:	14-24	58.3%	Game:	26-51	51.0%	Deadball
3FG % 1st Half:	1-6	16.7%	2nd half:	3-5	60.0%	Game:	4-11	36.4%	Rebounds
FT % 1st Half:	10-11	90.9%	2nd half:	12-15	80.0%	Game:	22-26	84.6%	3,1

Officials: Verne Harris, John Higgins, Keith Kimble
Technical fouls: Boise State-None. New Mexico-None.
Attendance: 11071

Score by periods	1st	2nd	Total
Boise State	25	48	73
New Mexico	35	43	78

Last FG - BSU 2nd-00:19, NM 2nd-02:27.
Largest lead - BSU New Mexico, NM by 17 2nd-15:33.
BSU led for 00:00, NM led for 38:31. Game was tied for 01:29.

Score tied - 2 times.
Lead changed - 0 times.

Official Basketball Box Score -- Game Totals -- Final Statistics
New Mexico vs Fresno State
02/18/17 3 p.m. PT at Save Mart Center --- Fresno, Calif.

New Mexico 61 • 16-11, 9-6 MW

#	Player		Total		3-Ptr	Rebounds			PF	TP	A	TO	Blk	Stl	Min	
			FG-FGA	FG-FGA	FT-FTA	Off	Def	Tot								
20	LOGWOOD, Sam	f	6-15	0-1	2-4	3	2	5	1	14	2	6	0	1	35	
11	AGET, Obij	c	2-2	0-0	0-0	2	6	8	5	4	1	1	5	0	21	
04	BROWN, Elijah	g	4-12	1-6	2-3	0	6	6	4	11	0	6	0	1	38	
05	HARRIS, Jalen	g	2-3	1-1	1-2	0	3	3	1	6	4	2	0	1	20	
24	JEFFERSON, Damien	g	3-5	2-4	2-2	0	4	4	3	10	1	0	0	1	22	
01	UGUAK, Aher		0-0	0-0	0-0	0	0	0	0	0	1	0	0	0	3	
03	HUNTER, Jordan		1-1	1-1	3-4	0	2	2	2	6	3	1	0	1	21	
14	KUIPER, Dane		0-4	0-3	0-0	0	0	0	1	0	0	0	1	1	17	
23	FURSTINGER, Joe		3-4	0-0	2-2	1	0	1	4	8	1	1	0	1	14	
55	MACDOUGALL, Connor		1-3	0-0	0-0	0	1	1	4	2	0	1	0	0	9	
Team						0	2	2								
Totals				22-49	5-16	12-17	6	26	32	25	61	13	19	6	7	200

FG % 1st Half:	12-27	44.4%	2nd half:	10-22	45.5%	Game:	22-49	44.9%	Deadball
3FG % 1st Half:	3-7	42.9%	2nd half:	2-9	22.2%	Game:	5-16	31.3%	Rebounds
FT % 1st Half:	3-5	60.0%	2nd half:	9-12	75.0%	Game:	12-17	70.6%	1

Fresno State 71 • 16-11, 8-7 MW

#	Player		Total		3-Ptr	Rebounds			PF	TP	A	TO	Bk	Stl	Min
			FG-FGA	FG-FGA	FT-FTA	Off	Def	Tot							
11	WILLIAMS, Bryson	f	3-7	0-0	8-9	5	5	10	2	14	0	0	1	0	27
01	HOPKINS, Jaron	g	7-13	0-0	1-3	1	2	3	3	15	2	4	0	2	22
03	WATSON, Paul	g	3-6	0-1	5-7	1	3	4	3	11	0	5	0	2	26
20	BITTNER, Sam	g	1-2	1-2	0-0	0	6	6	1	3	2	0	0	1	21
21	TAYLOR, Deshon	g	4-9	4-5	3-4	1	3	4	3	15	2	2	0	1	36
05	TAYLOR, Jahmel		1-2	1-2	0-0	0	2	2	1	3	2	0	1	1	27
10	MCWILLIAMS, Johnny		1-4	0-2	0-1	0	0	0	0	2	0	0	0	1	9
13	RUSSO, Cullen		2-4	0-1	0-0	0	3	3	4	4	2	3	0	0	19
34	CARTER II, Terrell		0-5	0-0	4-9	0	1	1	1	4	0	1	0	0	13
	Team					3	1	4							
Totals			22-52	6-13	21-33	11	26	37	18	71	10	15	2	12	200

2016-17 Box Scores

Official Basketball Box Score -- Game Totals -- Final Statistics
New Mexico vs Wyoming Cowboys
02/25/17 4:02 pm at Laramie, Wyo. (Arena-Auditorium)

New Mexico 71 • 16-13, 9-8 MW

#	Player	Total		3-Ptr		Rebounds			PF	TP	A TO Blk Stl				Min
		FG-FGA	FG-FGA	FT-FTA	Off Def Tot										
11	AGET, Obij	c	2-2	0-0	0-0	1	2	3	2	4	0	1	2	0	16
03	HUNTER, Jordan	g	3-4	0-0	2-2	0	2	2	1	8	3	1	0	0	21
04	BROWN, Elijah	g	4-17	0-8	2-3	0	2	2	3	10	6	3	0	1	30
14	KUIPER, Dane	g	0-6	0-2	1-2	0	3	3	3	1	0	0	0	0	29
20	LOGWOOD, Sam	g	4-9	0-1	4-4	1	10	11	2	12	0	1	0	1	29
01	UGUAK, Aher		1-1	0-0	0-0	0	0	0	1	2	0	1	0	0	4
05	HARRIS, Jalen		0-2	0-1	0-0	1	2	3	1	0	0	0	0	1	11
23	FURSTINGER, Joe		0-0	0-0	0-0	1	1	2	0	0	0	1	0	0	9
24	JEFFERSON, Damien		2-9	0-3	0-0	0	2	2	0	4	0	1	1	1	20
31	MATHIS, Anthony		5-7	3-5	0-0	0	2	2	0	13	0	0	0	0	16
55	MACDOUGALL, Connor		4-6	0-0	9-12	4	2	6	2	17	0	0	1	0	15
Team						1	0	1							
Totals			25-63	3-20	18-23	9	28	37	15	71	9	9	4	4	200

FG % 1st Half: 13-31 41.9% 2nd half: 12-32 37.5% Game: 25-63 39.7% Deadball
3FG % 1st Half: 1-7 14.3% 2nd half: 2-13 15.4% Game: 3-20 15.0% Rebounds
FT % 1st Half: 4-6 66.7% 2nd half: 14-17 82.4% Game: 18-23 78.3% 2

Wyoming Cowboys 82 • 17-12, 7-9 MW

#	Player	Total		3-Ptr		Rebounds			PF	TP	A TO Blk Stl				Min
		FG-FGA	FG-FGA	FT-FTA	Off Def Tot										
05	Herdon, Alan	f	4-11	2-5	0-0	0	5	5	3	10	1	0	2	0	29
21	BARNES, Jonathan	f	1-2	0-0	1-1	1	0	1	0	3	0	0	1	0	6
11	LIEBERMAN, Jeremy	g	2-5	2-4	0-0	0	5	5	4	6	3	2	0	5	32
23	MCMANAMEN, Jason	g	6-12	4-9	1-3	1	2	3	0	17	4	0	0	1	30
24	ADAMS, Louis	g	2-5	0-1	0-0	0	2	2	1	4	1	1	0	0	14
01	JAMES, Justin		8-16	3-5	3-4	2	8	10	1	22	4	3	0	0	29
02	MOEMEKA, Andrew		0-0	0-0	0-0	0	3	3	2	0	1	0	1	0	9
03	AKA GORSKI,Alexander		3-5	3-5	0-0	0	1	1	1	9	0	0	0	0	16
10	KELLEY, Cody		0-0	0-0	0-0	0	0	0	0	0	0	1	0	0	4
20	DALTON, Hayden		4-5	0-0	3-4	0	4	4	4	11	2	3	0	0	27
33	NAUGHTON, Jordan		0-0	0-0	0-1	0	2	2	0	0	0	0	0	0	4
Team						2	0	2			1				
Totals			30-61	14-29	8-13	6	32	38	16	82	16	11	4	6	200

FG % 1st Half: 13-30 43.3% 2nd half: 17-31 54.8% Game: 30-61 49.2% Deadball
3FG % 1st Half: 7-13 53.8% 2nd half: 7-16 43.8% Game: 14-29 48.3% Rebounds
FT % 1st Half: 5-6 83.3% 2nd half: 3-7 42.9% Game: 8-13 61.5% 2

Officials: Mike Reed, Randy Heimerman, Rick Randall
Technical fouls: New Mexico-None. Wyoming Cowboys-None.
Attendance: 5354

Score by periods	1st	2nd	Total
New Mexico	31	40	71
Wyoming Cowboys	38	44	82

Last FG - NM 2nd-05:53, WY 2nd-00:53.
Largest lead - NM by 4 1st-05:50, WY by 13 2nd-10:31.
NM led for 03:27, WY led for 33:36. Game was tied for 02:57.

Score tied - 2 times.
Lead changed - 2 times.

Official Basketball Box Score -- Game Totals -- Final Statistics
San Diego State vs New Mexico
03/04/17 8 p.m. MT at WisePies Arena - The Pit

San Diego State 59 • 17-13, 9-9 MW

#	Player	Total		3-Ptr		Rebounds			PF	TP	A TO Blk Stl				Min
		FG-FGA	FG-FGA	FT-FTA	Off Def Tot										
21	POPE, Malik	f	1-6	1-2	6-8	0	3	3	3	9	1	2	0	0	29
45	IZUNDU, Valentine	c	1-1	0-0	1-2	1	1	2	3	3	1	0	3	0	19
03	KELL, Trey	g	1-8	0-1	4-6	2	7	9	3	6	1	2	0	0	27
04	ALLEN, Dakarai	g	1-1	0-0	1-4	3	4	7	5	3	1	3	1	3	28
42	HEMSLEY, Jeremy	g	3-13	1-5	1-3	0	2	2	2	8	2	2	0	1	29
10	HOETZEL, Max		2-6	0-4	0-0	3	3	6	1	4	1	1	1	1	23
11	WILLIAMS, D'Erryl		0-0	0-0	0-0	0	1	1	1	0	0	1	0	0	5
14	CHEATHAM, Zylan		4-7	0-0	5-7	2	5	7	3	13	2	1	0	3	10
20	SHRIGLEY, Matt		2-9	2-8	1-2	0	2	2	2	7	0	0	0	0	18
23	GILL-CAESAR, Montagu		2-3	0-1	2-5	2	1	3	1	6	0	1	1	0	12
Team						0	2	2							
Totals			17-54	4-21	21-37	13	31	44	24	59	9	13	6	8	200

FG % 1st Half: 6-25 24.0% 2nd half: 11-29 37.9% Game: 17-54 31.5% Deadball
3FG % 1st Half: 3-12 25.0% 2nd half: 1-9 11.1% Game: 4-21 19.0% Rebounds
FT % 1st Half: 9-19 47.4% 2nd half: 12-18 66.7% Game: 21-37 56.8% 8

New Mexico 64 • 17-13, 10-8 MW

#	Player	Total		3-Ptr		Rebounds			PF	TP	A TO Blk Stl				Min
		FG-FGA	FG-FGA	FT-FTA	Off Def Tot										
14	KUIPER, Dane	f	1-4	0-0	0-0	0	5	5	5	2	2	2	0	0	31
32	WILLIAMS, Tim	f	4-11	0-0	2-6	1	5	6	3	10	1	0	0	1	31
11	AGET, Obij	c	4-4	0-0	2-4	4	6	10	5	10	0	1	2	0	21
03	HUNTER, Jordan	g	1-5	1-2	1-2	0	2	2	2	4	1	1	1	0	20
04	BROWN, Elijah	g	6-19	2-8	15-17	2	4	6	2	29	3	4	0	3	38
01	UGUAK, Aher		0-0	0-0	0-0	0	0	0	0	0	0	0	0	0	0+
05	HARRIS, Jalen		0-2	0-1	0-0	0	0	0	2	0	3	2	0	1	19
20	LOGWOOD, Sam		2-5	0-0	1-2	0	4	4	5	5	1	0	0	1	21
23	FURSTINGER, Joe		0-0	0-0	0-0	0	0	0	0	0	0	0	0	0	1
24	JEFFERSON, Damien		0-1	0-1	1-2	0	2	2	0	1	0	1	1	1	13
55	MACDOUGALL, Connor		1-2	0-0	1-1	1	0	1	4	3	0	0	0	0	5
Team						2	4	6			1				
Totals			19-53	3-12	23-34	10	32	42	28	64	11	12	4	7	200

FG % 1st Half: 8-28 28.6% 2nd half: 11-25 44.0% Game: 19-53 35.8% Deadball
3FG % 1st Half: 0-7 0.0% 2nd half: 3-5 60.0% Game: 3-12 25.0% Rebounds
FT % 1st Half: 9-15 60.0% 2nd half: 14-19 73.7% Game: 23-34 67.6% 4

Officials: David Hall, Eric Curry, Rick O'Neill
Technical fouls: San Diego State-IZUNDU, Valentine. New Mexico-None.
Attendance: 13958

Score by periods	1st	2nd	Total
San Diego State	24	35	59
New Mexico	25	39	64

Points	In	Off	2nd	Fast	Bench
SDSU	Paint	T/O	Chance	Break	
NM	26	11	11	12	30
	9	9	8	9	

Last FG - SDSU 2nd-00:15, NM 2nd-03:18.
Largest lead - SDSU by 7 1st-05:23, NM by 15 2nd-13:45.
SDSU led for 11:41. NM led for 27:46. Game was tied for 00:33.

Score tied - 5 times.
Lead changed - 5 times.