

# THE UNIVERSITY OF NEW MEXICO LOBOS

Men's Basketball Game Notes

@UNMHoops

www.GoLobos.com

#GoLobos

## 2016-17 Schedule

Date	Opponent	TV	Time/Score
11-2	Western N.M. (Ex.)	TBA	113-57
11-4	Eastern N.M. (Ex.)	TBA	88-66

11-11	Idaho State	ROOT	8 p.m.
11-14	Houston Baptist	ROOT	7 p.m.
11-18	New Mexico State	ESPN3	7 p.m.

### Wooden Legacy Classic

11-24	Virginia Tech	ESPN2	2:30 p.m.
11-25	TBA	TBA	TBA
11-27	TBA	TBA	TBA

11-30	Abilene Christian	ROOT	7 p.m.
12-3	at Illinois State	TBA	6 p.m.
12-7	UTEP	ROOT	7 p.m.
12-10	at New Mexico State	ESPN3	7:30 p.m.
12-17	Arkansas-Pine Bluff	ROOT	6 p.m.
12-20	at Arizona	PAC-12	7 p.m.

12-28	Fresno State*	ESPNU/3	TBA
1-1	at San Diego State*	CBSSN	3 p.m.
1-4	at Utah State*	ESPN2/U	9 p.m.
1-7	Nevada*	ESPN2/U	9:15 p.m.
1-10	UNLV*	ESPNU/3	TBA
1-14	at Colorado State*	ROOT	12 p.m.
1-17	at Boise State*	ESPNU/3	9 p.m.
1-21	Wyoming*	CBSSN	6 p.m.
1-24	Utah State*	ESPNU/3	TBA
1-28	at Nevada*	CBSSN	2 p.m.
2-1	at UNLV*	CBSSN	9 p.m.
2-4	San Jose State*	ROOT	4 p.m.
2-8	at Air Force*	ROOT	7 p.m.
2-14	Boise State*	CBSSN	8 p.m.
2-18	at Fresno State*	CBSSN	4 p.m.
2-21	Colorado State*	CBSSN	8 p.m.
2-25	at Wyoming*	ESPN3	4 p.m.
3-4	San Diego State*	CBSSN	8 p.m.

### Mountain West Tournament

(Thomas & Mack Center - Las Vegas, Nev.)

3-8	Opening Round	MWN	TBA
3-9	Quarterfinals	CBSSN	TBA
3-10	Semifinals	CBSSN	TBA
3-11	Championship	CBS	TBA

**BOLD** Denotes Home Games

\*Denotes Mountain West Game

All times listed are Mountain Times

Game times are subject to change



## New Mexico

### Lobos

Record: 0-0 (0-0 MW)  
Conference: Mountain West  
Head Coach: Craig Neal (4th Season)  
Record at UNM: 59-38  
Career Record: 59-38



## Idaho State

### Bengals

Record: 0-0 (0-0 Big Sky)  
Conference: Big Sky Conference  
Head Coach: Bill Evans  
Record at ISU: 40-80 (5th Season)  
Career Record: 248-303

## Media Information

Tip-Off: 8:05 p.m. (MST)

TV: ROOT Sports RM  
Marc Stout (Play-By-Play)  
Joe Cravens (Analyst)  
Comcast: 261/814 (HD)  
DISH: 414  
DirecTV: 683

Radio: 770 AM KKOB  
Rob Portnoy (Play-By-Play)  
Hunter Greene (Analyst)

Stats: Live stats available  
through Lobos.Statbroadcast.  
com

## ABOUT THE MATCH-UP

- The Lobos' season opener on Bob King Court will be the eighth match-up between New Mexico and Idaho State. The series dates back to March 9, 1974, when the Lobos defeated the Bengals 73-65 in Pocatello, Idaho, in the NCAA Tournament.
- New Mexico is 6-1 against Idaho State and 5-1 in WisePies Arena - The Pit. The Lobos have won the last five games against the Bengals. The last time the two teams met was on Nov. 14, 2014. The Lobos downed the Bengals 79-55 in The Pit.
- The lone win for the Idaho State over the Lobos came on Dec. 30, 1978, by a score of 73-76, the only loss to the Bengals in WisePies Arena - The Pit.
- Idaho State was picked to finish fifth in the Big Sky, earning 79 points in the preseason conference poll. They had six more points than sixth-place Montana State.
- Senior guard Ethan Telfair was selected to the Big Sky Preseason All-Conference Team. He led the Bengals in scoring last season, averaging 20.2 points per game. He finished the year with 626 points. He shot 39.8 percent from the field, 38.7 percent from 3-point range and 86.9 percent from the foul line. Also led the team in steals (74) and assists (167).
- The Bengals finished the 2015-16 season with an overall record of 16-15. Their 11-7 mark in conference was good for fourth place in the Big Sky, their best conference winning percentage since 2000-01 season.
- Bill Evans is in his fifth season at the helm for the Bengals. He owns a 40-80 record at Idaho State. Evans was named the 2015-16 Big Sky Conference and NABC All-District Coach of the Year. Prior to Idaho State, Evans was an assistant coach at Montana. He was a head coach at Southern Utah from 1992-2007.
- Craig Neal is 4-0 in season openers as head coach. The Lobos are 55-11 (.833) in season openers since the 1950-51 season.

## PROBABLE STARTERS

Pos.	No.	Name	PPG	RPG	APG	MISC.
G	3	Jordan Hunter (So., 5-11, Beaumont, Texas)	2.3	0.9	1.11	28 games last yr
G	4	Elijah Brown (Jr., 6-4, Orange County, Calif.)	21.7	5.5	3.13	85.1% FT last yr
C	11	Obij Agat (Sr., 7-3, Juba, South Sudan)	6.6	5.7	0.34	64% FG last yr
G/F	20	Sam Logwood (Jr., 6-7, Indianapolis, Ind.)	6.3	4.1	1.81	2-yr starter
F	32	Tim Williams (Sr., 6-8, Flossmoor, Ill.)	16.8	7.4	1.03	60.4% FG last yr

## OFF THE BENCH

Pos.	No.	Name	PPG	RPG	APG	MISC.
G/F	1	Aher Uguak (Fr., 6-7, Edmonton, Canada)	0.0	0.0	0.0	Henry Ainley HS
G	5	Jalen Harris (Fr., 6-2, Wilson, N.C.)	0.0	0.0	0.0	Word of God
G/F	14	Dane Kuiper (So., 6-7, Wasilla, Alaska)	1.5	1.0	0.80	25 games last yr
G	21	Xavier Adams (Jr., 6-4, Flower Mound, Texas)	4.6	2.6	1.00	49% FG last yr
F	22	Holt Shelley (Fr., 6-9, Cliff, N.M.)	0.0	0.0	0.0	Cliff HS
F	23	Joe Furstinger (Jr., 6-9, Rancho Santa Margarita, Calif.)	1.6	1.9	0.45	29 games last yr
G/F	24	Damien Jefferson (Fr., 6-5, East Chicago, Ind.)	0.0	0.0	0.0	East Chicago HS
G	30	Adam Cumber (So., 6-2, Albuquerque, N.M.)	0.0	0.0	0.00	2 games last yr
G	31	Anthony Mathis (So., 6-3, West Linn, Ore.)	2.3	0.5	0.35	25 games last yr
F	55	Connor MacDougall (So., 6-9, Tempe, Ariz.)	0.0	0.0	0.0	South Mountain CC

# By the Numbers

## 2015-16 Final Statistics

Statistic	All Games	MW Games
Scoring:	76.0	76.3
Scoring Defense:	73.4	74.2
Scoring Margin:	2.6	2.1
Field Goal %:	46.5%	46.8%
Def. Field Goal %:	42.1%	41.7%
3-Point FG %:	36.3%	36.6%
Def. 3-Point FG %:	32.5%	31.8%
Free Throw %:	73.8%	74.4%
Rebounding:	36.7	37.1
Reb. Margin:	3.8	4.4
Assists:	14.4	14.1
Turnover Margin:	-3.0	-4.2
Asst/TO Ratio:	0.9	0.9
Steals:	5.6	5.6
Blocks:	4.1	4.1

## OPENING STRONG

Since the 1950-51 season, the New Mexico Lobos are 55-11 (.833) in season openers. That record includes a 47-5 (.903) mark in season openers in Albuquerque. That record is boosted by season-opening wins for the last 13 seasons. The last time the Lobos dropped a season opener was against California on Nov. 23, 2002, 76-68. The last time the Lobos met the Bengals was a season-opener game on Nov. 14, 2014, with the Lobos coming out on top, 79-55. Head coach Craig Neal is 4-0 in season openers.

## HEROES NIGHT

Coach Neal and the Lobos will kick off the 2016-17 season with "Heroes Night" in honor of the current and former men and women who have served our country in the armed services, as well as the first responders of our community. The Lobos will wear special jersey's during the game.

## NLI SIGNING DAY

High school prospects Isaiah Poor-Bear Chandler of Omaha Central High School and Chris Sodom of Tennessee Prep pledged to join the Lobos as freshmen beginning the 2017-18 season on Wednesday's early signing day.

# Returning vs. Lost

## Team Totals Returning From Last Year

	Returning	Lost
Minutes:	5,022 (78.1%)	1,303 (20.2%)
Scoring:	1,996 (82.1%)	436 (19.0%)
Rebounding:	928 (79.0%)	140 (12.0%)
Assists:	307 (66.6%)	154 (33.4%)
Steals:	143 (82.2%)	37 (20.5%)
Blocks:	129 (99.2%)	1 (0.7%)
Free Throws:	480 (83.0%)	98 (16.9%)
Three Pointers:	138 (70.4%)	58 (29.5%)

Poor-Bear Chandler, a 6-foot-9 forward, chose New Mexico over Wichita State, among others. Chandler, a four-star recruit by ESPN, averaged 13 points, 8.5 rebounds and more than three blocks per game as a junior as Central qualified for the Class A State tournament. During the summer time, Poor-Bear Chandler plays for the Omaha Elite AAU team.

Sodom, a 7-foot-3 center originally from Nigeria, chose New Mexico over offers from TCU and Purdue. He lived in the Houston area before moving to Tennessee this school year. Sodom, a four-star recruit by ESPN, played for the Houston Defenders' AAU squad.

## EXHIBITION WINS

The Lobos claimed two exhibition wins last week, dominating Western New Mexico, 113-57, and downing Eastern New Mexico, 88-66. Between the two games, the Lobos shot 51.9 percent from the field, 35.5 percent from 3-point range and 65.5 percent from the foul line. Freshman Damien Jefferson led the Lobos against the Mustangs with 16 points. Senior Tim Williams put together a double-double of 20 points and 14 rebounds to lead the Lobos against the Greyhounds. On Wednesday, the Lobos only had nine turnovers, including five in the first half.

## DOUBLE-DIGIT SCORING

In the exhibition opener against Western New Mexico, the Lobos had five players in double-digits. Along with Jefferson and MacDougall, seniors Obij Aget and Tim Williams had 14 and 13 points, respectively. Sophomore guard Jordan Hunter also put together 12 points, shooting perfect from the three (4-for-4).

## WHAT WE HAVE RETURNING

After having the youngest team in the Mountain West and one of the youngest in the NCAA last year, the Lobos return 10 players, including two All-Mountain West players in Elijah Brown and Tim Williams. Those two are the only two returners in the Mountain West that averaged 16 or more points last season, and it is the first time in Lobo history that two All-MW First Teamers have returned. Along with Brown and Williams, the Lobos return two more starters in Sam Logwood and Obij Aget. Aget and Williams are the only two seniors on the squad. Despite the young team, Lobos finished fourth in the league standings.

## A LOOK AT WHAT'S NEW

The Lobos have added four new scholarship players, including NJCAA All-American transfer Connor MacDougall. Freshmen Jalen Harris, Damien Jefferson and Aher Uguak will be vital additions to the squad this season. The Lobos also added local New Mexico walk-on Holt Shelley.

## LOBOS PICKED TO FINISH THIRD

The Mountain West Preseason Poll was announced at Media Day in Las Vegas, Nevada, on Oct. 12. The Lobos are picked to finish third, receiving three first-place votes. San Diego State is predicted to finish at the top, earning 23 first-place votes. Fresno State, who is picked to finish behind the Lobos, picked up the only other first-place vote. Nevada, who took down the Lobos in the quarterfinals last year of the Moun-

# KenPom.com

## New Mexico in 2015-16

Category	Offense	Defense	D-I Avg
Adj. Efficiency	106.6 121	103.9 168	103.6
Adj. Tempo	71.5 61		69.0
Avg. Poss. Length	16.5 88	16.8 71	17.3
<b>Four Factors</b>			
Effective FG%:	52.0 73	48.5 101	49.9
Turnover %:	21.0 325	17.0 252	18.1
Off. Reb. %:	30.5 146	28.6 118	29.8
FTA/FGA:	43.9 17	37.1 176	36.6

## Miscellaneous Components

3P%:	36.3 97	32.5 60	34.7
2P%:	51.0 81	48.4 148	48.7
FT%:	73.8 44	68.5 95	70.0
Block%:	10.5 277	11.2 70	9.2
Steal%:	10.7 332	7.8 253	8.6

## Style Components

3PA/FGA:	30.3 284	39.7 308	35.4
A/FGM:	55.7 88	56.0 270	52.4
Defensive Fingerprint:	Some Zone		

## Point Distribution (% of total points)

3-Pointers:	24.2 301	31.6 85	29.4
2-Pointers:	52.1 115	47.7 272	50.2
Free Throws:	23.8 28	20.7 167	20.4

## Strength of Schedule

Components:	103.3 195	102.2 95	103.6
Overall:	.5288 124		.5000
Non-conference:	.5036 173		.5000

## Personnel

Bench Minutes:	27.6% 288	33.0%
Experience:	1.26 yrs 302	1.70
Minutes Continuity:	37.1% 276	49.3%
Average Height:	78.3" 18	76.8"

# New Mexico Game Notes

tain West Tournament, is slated to finish second.

## **BROWN, WILLIAMS EARN PRESEASON MW HONORS**

Along with the Lobos being picked to finish third, Elijah Brown was named Mountain West Preseason Player of the Year by the media. Brown was named to the All-Mountain West team along with teammate Tim Williams. This is the first year in Lobo history that the Lobos return two First Team All-Mountain West selections.

## **LOBOS ON TV**

The 2016-17 schedule includes many national and regional broadcasts of New Mexico basketball. The Lobos had 24 of its 30 regular-season games picked up through the Mountain West's package. Of those games, 16 will be broadcasted by ROOT Sports or CBS Sports Network. In addition to those 16 games, there will be many that will be broadcasted by the ESPN family of networks, including the Wooden Legacy Classic. The road game with Arizona will be on the Pac-12 Network. Road games at Illinois State and New Mexico State will most likely be televised nationally, giving the Lobos all 30 games being nationally televised. Those two schools have yet to announce the broadcast.

## **BROWN SELECTED ON 2017 JERRY WEST AWARD WATCH LIST**

Redshirt junior guard Brown has been named as one of 20 finalists for the 2017 Jerry West Shooting Guard of the Year Award Preseason Watch List, as announced by the Naismith Memorial Basketball Hall of Fame on Oct. 20. By mid-February, the watch list of 20 players for the award will be narrowed down to 10. In March, five finalists will be presented to West and the Hall of Fame's selection committee. The winner of the 2017 Jerry West Shooting Guard of the Year award will be presented at the ESPN College Basketball Awards Show in Los Angeles, Calif. on April 7. Broadcast information will be released at a later date.

## **BEST FANS IN THE MOUNTAIN WEST**

With an average of 13,031 fans per game inside WisePies Arena last season, the Lobos finished 23rd in the nation and tops in the Mountain West Conference. Overall, the Lobos ranked second in the nation to BYU in average attendance for non-Power Five or Big East schools. Most importantly, the Lobos completed 50 straight years in the top-25 nationally in average attendance.

Since WisePies Arena was renovated before the 2010-11 season, the Lobos have seen massive support from its fans. On average, WisePies Arena was 85 percent full last season. That was a mark the program did not hit from 2002-2010, but have exceeded it every year since the renovation.

## **50TH ANNIVERSARY OF THE PIT**

With The Pit being built in 1966, this season will mark the 50th anniversary of The Pit. The Lobos will be celebrating by taking on its first-ever opponent in The Pit, Abilene Christian on Nov. 30. The game is slated for 7 p.m. and will be broadcasted on ROOT Sports.

## **BROWN ON THE SCORING LIST**

At 694 points last season, Brown tied Cameron Bairstow on the all-time single season scoring list at fourth overall. He was just shy of becoming the fourth Lobo ever to score 700 points in a season. The record holder is Kenny Page in 1979-80 at 784 points. The other 700 point scorers were Ruben Douglas (783) in 2002-03 and Hunter Greene (740) in 1986-87.

## **ROAD WARRIOR**

In three seasons, head coach Craig Neal won 24 games away from Albuquerque. Prior to Coach Neal coming to New Mexico along with former head coach Steve Alford, no other coach in program history won 20 or more road and neutral games in their first three seasons. Alford holds the record at 27 road and neutral wins.

## **NOVEMBER AT THE WOODEN LEGACY CLASSIC**

The Lobos will be spending Thanksgiving at the Wooden Legacy Classic, matching up first against Virginia Tech. Along with Virginia Tech, who is receiving votes in the USA Today Coaches Preseason Poll, Texas A&M and Cal State Northridge are on the Lobos' side of the bracket. On the other

# USA Today Coaches Poll

(As of 10-20-2016)

Place	School (1st Place Votes)
1st	Duke (27)
2nd	Kansas (1)
3rd	Villanova (1)
4th	Kentucky (2)
5th	Oregon (1)
6th	North Carolina
7th	Virginia
8th	Xavier
9th	Michigan State
10th	Wisconsin
11th	Arizona
12th	Indiana
13th	Gonzaga
14th	Louisville
15th	Purdue
16th	UConn
17th	Syracuse
18th	West Virginia
19th	St. Mary's
20th	UCLA
21st	Maryland
22nd	Texas
23rd	Craighton
24th	Rhode Island
25th	Cincinnati

**Others receiving votes:** Florida State 65; Iowa State 56; California 43; Miami (Fla.) 35; Dayton 34; Oklahoma 33; Seton Hall 24; Texas A&M 22; Notre Dame 18; San Diego State 17; Virginia Tech 16; Wichita State 15; Southern California 14; Butler 14; Ohio State 12; Florida 11; Clemson 11; Colorado 11; Michigan 10; Pittsburgh 7; Georgia 6; Virginia Commonwealth 6; Yale 6; Chattanooga 5; Washington 4; Nevada 3; Kansas State 3; Arkansas 2; Davidson 2; Valparaiso 2; Southern Methodist 1; Utah 1

## MW Standings

Place	School	MW	Overall
1st	Air Force	0-0	0-0
1st	Boise State	0-0	0-0
1st	Colorado State	0-0	0-0
1st	Fresno State	0-0	0-0
1st	Nevada	0-0	0-0
1st	<b>New Mexico</b>	0-0	0-0
1st	San Diego State	0-0	0-0
1st	San Jose State	0-0	0-0
1st	UNLV	0-0	0-0
1st	Utah State	0-0	0-0
1st	Wyoming	0-0	0-0

## MW Preseason POLL

Place	School (1st Place Votes)	Points
1st	San Diego State (23)	293
2nd	Nevada	253
3rd	<b>New Mexico (3)</b>	<b>249</b>
4th	Fresno State (1)	200
5th	Boise State	164
6th	Utah State	153
7th	Colorado State	146
8th	UNLV	120
9th	Air Force	90
10th	Wyoming	73
11th	San Jose State	41



# Head-To-Head History

Date	Location	Winner	Score
3-9-74	Pocatello, Idaho	New Mexico	73-65
12-30-78	Albuquerque	Idaho State	73-67
12-28-79	Albuquerque	New Mexico	91-76
12-29-83	Albuquerque	New Mexico	74-53
11-22-91	Albuquerque	New Mexico	112-98
11-30-11	Albuquerque	New Mexico	65-41
11-14-14	Albuquerque	New Mexico	79-55

New Mexico leads regular season all-time series 6-1  
New Mexico is 5-1 in WisePies Arena - The Pit

## The Pit in the MW ERA

Year	Avg. Attendance (NCAA Rank)	MW Rank
1999-00	16,443 (8th)	1st
2000-01	16,418 (8th)	1st
2001-02	16,426 (7th)	1st
2002-03	15,186 (12th)	1st
2003-04	14,679 (15th)	2nd
2004-05	14,309 (14th)	1st
2005-06	13,387 (21st)	1st
2006-07	12,853 (23rd)	1st
2007-08	14,361 (18th)	1st
2008-09	13,994 (17th)	1st
2009-10	13,595 (22nd)	2nd
2010-11	14,570 (16th)	2nd
2011-12	14,455 (16th)	2nd
2012-13	15,022 (16th)	2nd
2013-14	15,212 (16th)	1st
2014-15	14,571 (18th)	1st
2015-16	13,031 (23rd)	1st

\*The \$60 million dollar renovation to The Pit added a suite level and lowered the maximum capacity from 18,018 to 15,411 starting with the 2010-11 season.

## Lobos in the NBA

NBA Team	Name (Years as a Lobo)
Milwaukee Bucks:	Tony Snell (2010-13)

## NEW MEXICO GAME NOTES

side UCLA (ranked 20th in preseason poll), Dayton (receiving votes), Nebraska and Portland.

### AIR FORCE & SAN JOSE STATE ONCE

The 18-game MW schedule means the Lobos will face every conference opponent twice with the exception of two programs. New Mexico will only play Air Force (in Colorado Springs) and San Jose State (in The Pit) once.

### TIM WILLIAMS PASSING 1,500

With a game-high 17 points against Colorado State last season, Tim Williams crossed the 1,500 point milestone for his career. Prior to joining the Lobos, Tim Williams became the first sophomore ever to score 1,000 points in a career at Samford. Prior to this upcoming season, he sits at 1,557 points and can set realistic sights at blowing past the 2,000 point mark before his career is over.

During Mountain West play, Williams was the team's second leading scorer at 17.6 points per game. He shot 63 percent against league opponents, with a line of 119-for-189. He was the team's leading rebounder at 7.4 boards per game, an even two per game on the offensive end.

### MW'S BEST SHOOTING SQUAD

The Lobos finished last season with a team field goal percentage of 46.5 percent. They shot 36 percent from 3-point range and 73.8 percent from the free throw line. During Mountain West play, the Lobos led all teams with a league shooting mark of 46.8 percent, leading second-place Utah State at 45.2 percent. They were the only two teams in the league to shoot 45 percent or better in MW play. The Lobos also led in MW play in free throw percentage at 74.4 percent.

### LOBOS IN THE PROS

Tony Snell is the only former Lobo player that is currently playing in the NBA. Snell, who was drafted by the Bulls in 2013, is now playing for the Milwaukee Bucks. He made his first start for the Bucks on Oct. 29, scoring six points, shooting 3-for-7 from the field.

## ACADEMIC YEAR FOR THE LOBOS

### LOBOS EARN NABC TEAM EXCELLENCE AWARD

Over the summer, the NABC recognizes outstanding academic achievement by a team with a cumulative grade point average (GPA) of 3.0 or better for the 2015-16 season. The Lobos finished the 2015-16 season with a program record 3.03 GPA for the academic year.

The honor places the Lobos in an elite class academically. There are the first Mountain West team to ever receive this honor, now in its fourth year of existence. This year, the NABC recognized 119 collegiate teams across all divisions of the NCAA and NAIA. Of those teams, New Mexico was one of just 25 NCAA Division I Institutions to be honored.

### FOUR LOBOS NAMED ON NABC HONORS COURT

Another NABC academic achievement came for the Lobos over the summer as they earned four on the NABC Honors Court. The Lobos had four academic seniors recognized for their GPA of 3.2 or higher. Only five teams in the league had student-athletes named to the Honors Court, with New Mexico holding twice as many honorees as any other MW team. The Lobos were also one of just 63 teams, across all NCAA and NAIA divisions in the country, to have four or more honorees.

### LOBOS ON ACADEMIC ALL-MW LIST

The Lobos one again stood out from the pack in the Mountain West academically, with a league-leading five players selected as Academic All-Mountain West. Dane Kuiper, Anthony Mathis, Cullen Neal, Devon Williams and Tim Williams all earned the honor. Head coach Craig Neal has now led the MW in Academic All-Mountain West honorees in all three seasons as head coach. To be eligible for selection, student-athletes must have completed at least one academic term at the member institution while maintaining a cumulative grade point average of 3.0 or better.

### LOBOS ARE SMART

In the fall semester of 2015, the Lobos set a new program record for team semester GPA at 3.15. That GPA record beats the previous record, also set by a Craig Neal team in the fall of 2014. Under Neal, Lobo basketball has had five straight semesters of at least a 2.7 grade point average, the only such streak in men's basketball history at UNM. The team's 0.39 grade point average jump from the previous semester led the department. Overall, the department has now had 15 straight semesters of a 3.0 GPA or better.

# The 2016-17 New Mexico Lobos

No.	Name	Pos	Height	Weight	Year	Previous School	Hometown
1	Aher Uguak	G/F	6-7	206	Fr.	Henry Ainley HS	Edmonton, Canada
3	Jordan Hunter	G	5-11	180	So.	Ozen HS	Beaumont, Texas
4	Elijah Brown	G	6-4	200	R-Jr.	Butler University	Orange County, Calif.
5	Jalen Harris	G	6-2	156	Fr.	Word of God Christian Academy	Wilson, N.C.
11	Obij Aget	C	7-1	220	Sr.	La Lumiere HS (Ind.)	Juba, South Sudan
14	Dane Kuiper	G/F	6-7	200	So.	Corona del Sol HS (Ariz.)	Wasilla, Alaska
20	Sam Logwood	G/F	6-7	210	Jr.	La Lumiere HS (Ind.)	Indianapolis, Ind.
21	Xavier Adams	G	6-4	205	Jr.	Edwards S. Marcus HS	Flower Mound, Texas
22	Holt Shelley*	F	6-9	221	Fr.	Cliff HS	Cliff, N.M.
23	Joe Furstinger	F	6-9	215	Jr.	Santa Margarita Catholic HS	Rancho Santa Margarita, Calif.
24	Damien Jefferson	G/F	6-5	190	Fr.	East Chicago Central HS	East Chicago, Ind.
30	Adam Cumber*	G	6-2	185	R-So.	Sandia HS	Albuquerque, M.M.
31	Anthony Mathis	G	6-2	170	So.	West Linn HS	West Linn, Ore.
32	Tim Williams	F	6-8	240	R-Sr.	Samford University	Flossmoor, Ill.
55	Connor MacDougall	F	6-9	235	R-So.	South Mountain CC	Tempe, Ariz.

\* Indicates a walk-on

**Head Coach:** Craig Neal (4th Season -- Georgia Tech '88)

**Associate Head Coach:** Chris Harriman

**Assistant Coaches:** Alan Huss and Terrence Rencher

**Acting Director of Operations:** Ryan Berryman

**Athletic Trainer:** Corey DeBarbrie

**Video Coordinator:** Ben Sanders

**Strength and Conditioning Coach:** Glenn Cain

## By Class

(16 Total)

**Seniors: (2)**

**Juniors: (4)**

**Sophomores: (5)**

**Freshmen: (4)**

## By Position

(16 Total)

**Centers: (1)**

**Forwards: (4)**

**Guard/Forwards: (3)**

**Guards: (6)**

## By Height

**7'1"**

Obij Aget

**6'9"**

Joe Furstinger

Connor MacDougall

Holt Shelley

**6'8"**

Tim Williams

**6'7"**

Sam Logwood

Dane Kuiper

Aher Uguak

**6'5"**

Damien Jefferson

**6'4"**

Xavier Adams

Elijah Brown

**6'2"**

Jalen Harris

Anthony Mathis

Adam Cumber

**5'11"**

Jordan Hunter

## Alphabetical Roster

No.	Name	Pos	Height	Weight	Year
21	Xavier Adams	G	6-4	205	Junior
11	Obij Aget	C	7-1	220	Senior
4	Elijah Brown	G	6-4	200	RS-Junior
30	Adam Cumber	G	6-2	185	RS-Sophomore
23	Joe Furstinger	F	6-9	215	Junior
5	Jalen Harris	G	6-2	156	Freshman
3	Jordan Hunter	G	5-11	180	Sophomore
24	Damien Jefferson	G/F	6-5	190	Freshman
14	Dane Kuiper	G/F	6-7	200	Sophomore
20	Sam Logwood	G/F	6-7	210	Junior
55	Connor MacDougall	F	6-9	235	RS-Sophomore
31	Anthony Mathis	G	6-2	170	Sophomore
22	Holt Shelley	F	6-9	221	Freshman
1	Aher Uguak	G/F	6-7	206	Freshman
32	Tim Williams	F	6-8	240	RS-Senior

## Pronunciations

Name	Pronunciation
Obij Aget	O-BOTCH Ah-Jet
Joe Furstinger	Joe FUR-Sting-er
Jalen Harris	JAY-len
Dane Kuiper	KI-pur
Aher Uguak	Uh-here OO-guac

# Head Coach Craig Neal



**Craig Neal**  
Head Coach - 4th Season  
(2016-17) 0-0 (Career) 59-38 (.608)

## **NOTEWORTHY :**

- Earned the nickname "Noodles" for wiry build as a high school player
- Spent nine seasons as a member of Steve Alford's staffs at Iowa and New Mexico
- Coached under NBA legend Lenny Wilkens for three seasons with the Raptors
- Spent nearly a decade as a NBA assistant coach and scout with Toronto
- Avid golfer and motorcycle enthusiast

## **PLAYING EXPERIENCE**

1988-95 - NBA and CBA Career

- \*Drafted by Portland in the 1988 NBA Draft
- \*Played for Blazers, Heat and Nuggets
- \*Fort Wayne Fury Player and Coach in 1994-95

1984-88 - Georgia Tech

- \*Played for Bobby Cremins
- \*Member of Elite Eight and Sweet 16 teams
- \*Graduated with career assist record (659)

1980-83 - Washington High School (Washington, Ind.)

- \*All-American & member of Indiana All-Star Team
- \*Coached by his father, Stan Neal
- \*Played against Steve Alford

## **COACHING EXPERIENCE**

**Head Coach:**

2013-Present - New Mexico (59-38)

**Associate Head Coach:**

2007-13 - New Mexico (NCAA)

**Assistant Coach:**

2004-07 - Iowa (NCAA)

2000-03 - Toronto Raptors (NBA)

## **THE INFAMOUS CHERRY BLAZER**

The cherry blazer has become a symbol with New Mexico basketball. Given to coaches at their introductory press conferences, it makes appearances throughout the season at crucial games.

- Craig Neal is 8-3 when wearing the cherry blazer
  - Nov. 9, 2013 vs. Alabama A&M (W, 88-52)
  - Jan. 21, 2014 vs. Boise State (W, 84-75)
  - Feb. 22, 2014 vs. #6 San Diego State (W, 58-44)
  - Mar. 5, 2014 vs. Air Force (W, 80-52)
- 
- Nov. 14, 2014 vs. Idaho State (W, 79-55)
- Jan. 3, 2015 vs. #24 Colorado State (W, 66-53)
- Feb. 17, 2015 vs. #25 San Diego State (L, 46-63)
- March 7, 2015 vs. Wyoming (W, 52-49)
- 
- Nov. 13, 2015 vs. Texas Southern (W, 86-57)
- Feb. 27, 2016 vs. Fresno State (L, 92-82)
- March 1, 2016 vs San Diego State (L, 83-56)

## **THE NEAL ERA AT NEW MEXICO**

- Became first-ever rookie Lobo head coach to lead New Mexico to a NCAA Tournament appearance
- Led UNM to the 2014 Mountain West Tournament championship, which made New Mexico the first program in MW history to win three-straight conference tournaments
- Guided four Lobos to All-Mountain West honors in 2013-14, which included first team selections Cam Bairstow and Kendall Williams. Williams and Alex Kirk were MW All-Defensive Team selections as well. Kirk also was named to third team while Hugh Greenwood was honorable mention
- The 27 wins in 2013-14 mark the most wins by a rookie coach in Lobo history. It is the tied for the fifth most wins by a first-year Division I head coach since 2000
- Signed a new contract in July of 2014 to stay at New Mexico through 2020
- Became the second-fastest coach in program history to 40 wins (53 games)
- In 2014-15 Hugh Greenwood was named All-MW Third Team and became the second guard in Lobo history to finish career with 1,000 points and 600 rebounds.
- Was named a finalist for a pair of national coaching honors: the Joe B. Hall Award as the nation's top rookie coach, and the Jim Phelan Award for national coach of the year
- Led the MW again with six academic all-conference selections in 2015-16. He has had 19 honorees in his three seasons
- Had five players sign professional contracts; Kendall Williams (Italy), Cam Bairstow (NBA), Alex Kirk (NBA), Hugh Greenwood (Perth) and Deshawn Delaney (Poland)
- Has had 6 straight semesters of at least a 2.7 team GPA. Earned NABC Team Excellence Award in Summer of 2016 for cumulative GPA of 3.03, first MW team to earn the honor
- Guided two First Team All-Mountain West & NABC All-District selections in 2015-16 in Elijah Brown and Tim Williams
- Had highest GPA in program history in Fall of 2015 with a 3.15 GPA
- Landed four players on the NABC Honors Court
- One of two coaches in Lobo history to win more than 20 games over their first three seasons. Neal's total is 24.

# 2015-16 Season Stats

Overall record: 17-15 Conf: 10-8 Home: 12-4 Away: 5-7 Neutral: 0-4

#	Player	gp-gs	min	avg	Total		3-Point		F-Throw		Rebounds				pf	dq	a	to	blk	stl	pts	avg
					fg-fga	fg%	3fg-fga	3fg%	ft-fga	ft%	off	def	tot	avg								
04	BROWN, Elijah	32-29	1078	33.7	194-453	.428	89-226	.394	217-255	.851	22	154	176	5.5	64	0	100	109	2	35	694	21.7
32	WILLIAMS, Tim	32-32	1078	33.7	215-356	.604	0-0	.000	109-163	.669	65	172	237	7.4	67	1	33	48	39	19	539	16.8
01	NEAL, Cullen	31-31	937	30.2	120-343	.350	53-162	.327	87-117	.744	11	75	86	2.8	90	5	114	101	0	25	380	12.3
11	AGET, Obij	32-32	724	22.6	89-139	.640	0-0	.000	34-48	.708	67	115	182	5.7	98	3	11	44	38	7	212	6.6
20	LOGWOOD, Sam	32-32	836	26.1	75-171	.439	17-43	.395	35-60	.583	37	93	130	4.1	78	2	58	49	14	24	202	6.3
21	ADAMS, Xavier	32-3	446	13.9	50-102	.490	4-24	.167	42-63	.667	33	49	82	2.6	88	1	32	34	8	16	146	4.6
31	MATHIS, Anthony	25-0	164	6.6	17-44	.386	12-34	.353	11-12	.917	2	11	13	0.5	25	0	9	12	0	7	57	2.3
03	HUNTER, Jordan	28-1	253	9.0	23-53	.434	10-24	.417	7-10	.700	3	23	26	0.9	22	0	31	26	1	14	63	2.3
12	WILLIAMS, Devon	2-0	28	14.0	0-1	.000	0-0	.000	4-6	.667	0	3	3	1.5	4	0	0	1	0	1	4	2.0
33	SCEKIC, Nikola	10-0	75	7.5	8-15	.533	0-0	.000	1-1	1.000	3	5	8	0.8	15	0	1	7	0	1	17	1.7
23	FURSTINGER, Joe	29-0	334	11.5	14-43	.326	0-1	.000	18-29	.621	15	41	56	1.9	55	0	13	16	19	15	46	1.6
14	KUIPER, Dane	25-0	207	8.3	12-37	.324	6-18	.333	7-9	.778	3	23	26	1.0	22	1	20	9	8	6	37	1.5
25	JACOBS, Tim	26-0	251	9.7	9-19	.474	4-5	.800	6-9	.667	3	37	40	1.5	28	0	39	18	1	10	28	1.1
22	JOY, Connor	3-0	4	1.3	1-1	1.000	1-1	1.000	0-0	.000	0	0	0	0.0	1	0	0	2	0	0	3	1.0
34	NESBITT, Michael	5-0	8	1.6	2-4	.500	0-1	.000	0-1	.000	2	1	3	0.6	0	0	0	0	0	0	4	0.8
30	CUMBER, Adam	2-0	2	1.0	0-1	.000	0-1	.000	0-0	.000	0	0	0	0.0	0	0	0	0	0	0	0	0.0
Team											44	61	105		2			13				
Total.....		32	6425		829-1782	.465	196-540	.363	578-783	.738	310	863	1173	36.7	659	13	461	489	130	180	2432	76.0
Opponents.....		32	6425		807-1919	.421	247-761	.325	487-711	.685	345	708	1053	32.9	680	-	453	393	130	249	2348	73.4

TEAM STATISTICS	NM	OPP
SCORING	2432	2348
Points per game	76.0	73.4
Scoring margin	+2.6	-
FIELD GOALS-ATT	829-1782	807-1919
Field goal pct	.465	.421
3 POINT FG-ATT	196-540	247-761
3-point FG pct	.363	.325
3-pt FG made per game	6.1	7.7
FREE THROWS-ATT	578-783	487-711
Free throw pct	.738	.685
F-Throws made per game	18.1	15.2
REBOUNDS	1173	1053
Rebounds per game	36.7	32.9
Rebounding margin	+3.8	-
ASSISTS	461	453
Assists per game	14.4	14.2
TURNOVERS	489	393
Turnovers per game	15.3	12.3
Turnover margin	-3.0	-
Assist/turnover ratio	0.9	1.2
STEALS	180	249
Steals per game	5.6	7.8
BLOCKS	130	130
Blocks per game	4.1	4.1
ATTENDANCE	208492	94855
Home games-Avg/Game	16-13031	12-7215
Neutral site-Avg/Game	-	4-2070

Score by Periods	1st	2nd	OT	Totals
New Mexico	1202	1225	5	2432
Opponents	1075	1261	12	2348

Date	Opponent		Score	Att.
11/13/15	TEXAS SOUTHERN	w	86-57	12269
11/15/15	at New Mexico State	w	83-74	6796
11/18/15	LOYOLA-CHICAGO	w	75-51	11951
11/21/15	at USC	L	82-90	2943
11/25/15	NICHOLLS STATE	w	75-63	12383
12/1/15	ORAL ROBERTS	w	91-75	11585
12/05/15	at Purdue	L	58-70	14221
12/12/15	NORTHERN IOWA	w	76-57	13154
12/16/15	NEW MEXICO STATE	w	79-61	15362
12/19/15	RICE	L	89-90	12507
12-22-15	vs Auburn	L	78-83	0
12-23-15	vs BYU	L	66-96	0
12-25-15	vs Washington State	L	59-82	0
* 12/30/15	NEVADA	w	88-76	13247
* 01/02/16	at Fresno State	w	77-62	6881
* 01/09/16	UTAH STATE	w	77-59	13476
* 01/12/16	at UNLV	L	74-86	11377
* 1/16/16	WYOMING	L	68-70	13196
* 1/23/16	at San José State	w	83-64	1633
* 1/27/16	AIR FORCE	w	84-55	12072
* 01/30/16	at Boise State	w	88-83	7355
* 2/2/16	UNLV	w	87-83	13359
* 02-06-16	at SAN DIEGO STATE	Lot	71-78	12414
* 02/09/16	at Utah State	L	72-80	9290
* 02/13/16	SAN JOSÉ STATE	w	74-58	13411
* 2/17/16	BOISE STATE	w	80-78	12434
* 2/20/16	at Air Force	L	72-76	3327
* 2/23/16	at Colorado State	L	69-86	3148
* 02/27/16	FRESNO STATE	L	82-92	13546
* 3/1/16	SAN DIEGO STATE	L	56-83	14540
* 03/05/16	at Nevada	w	71-66	7191
# 03/10/16	vs Nevada	L	62-64	8279

\* = Conference game



## 2015-16 Extended Season Stats

RECORD:	OVERALL	HOME	AWAY	NEUTRAL
ALL GAMES	17-15	12-4	5-7	0-4
CONFERENCE	10-8	6-3	4-5	0-0
NON-CONFERENCE	7-7	6-1	1-2	0-4

#	Player	Total					3-Point		F-Throw		Rebounds																
		gp-gs	min	avg	fg-fga	fg%	3fg-fga	3fg%	ft-fa	ft%	off	def	tot	avg	pf	dq	a	a/q	to	to/q	a/to	blk	blk/q	stl	stl/q	pts	avg
04	BROWN, Elijah	32-29	1078	33.7	194-453	.428	89-226	.394	217-255	.851	22	154	176	5.5	64	0	100	3.13	109	3.41	0.92	2	0.06	35	1.09	694	21.7
32	WILLIAMS, Tim	32-32	1078	33.7	215-356	.604	0-0	.000	109-163	.669	65	172	237	7.4	67	1	33	1.03	48	1.50	0.69	39	1.22	19	0.59	539	16.8
01	NEAL, Cullen	31-31	937	30.2	120-343	.350	53-162	.327	87-117	.744	11	75	86	2.8	90	5	114	3.68	101	3.26	1.13	0	0.00	25	0.81	380	12.3
11	AGET, Obij	32-32	724	22.6	89-139	.640	0-0	.000	34-48	.708	67	115	182	5.7	98	3	11	0.34	44	1.38	0.25	38	1.19	7	0.22	212	6.6
20	LOGWOOD, Sam	32-32	836	26.1	75-171	.439	17-43	.395	35-60	.583	37	93	130	4.1	78	2	58	1.81	49	1.53	1.18	14	0.44	24	0.75	202	6.3
21	ADAMS, Xavier	32-3	446	13.9	50-102	.490	4-24	.167	42-63	.667	33	49	82	2.6	88	1	32	1.00	34	1.06	0.94	8	0.25	16	0.50	146	4.6
31	MATHIS, Anthony	25-0	164	6.6	17-44	.386	12-34	.353	11-12	.917	2	11	13	0.5	25	0	9	0.36	12	0.48	0.75	0	0.00	7	0.28	57	2.3
03	HUNTER, Jordan	28-1	253	9.0	23-53	.434	10-24	.417	7-10	.700	3	23	26	0.9	22	0	31	1.11	26	0.93	1.19	1	0.04	14	0.50	63	2.3
12	WILLIAMS, Devon	2-0	28	14.0	0-1	.000	0-0	.000	4-6	.667	0	3	3	1.5	4	0	0	0.00	1	0.50	0.00	0	0.00	1	0.50	4	2.0
33	SCEKIC, Nikola	10-0	75	7.5	8-15	.533	0-0	.000	1-1	1.000	3	5	8	0.8	15	0	1	0.10	7	0.70	0.14	0	0.00	1	0.10	17	1.7
23	FURSTINGER, Joe	29-0	334	11.5	14-43	.326	0-1	.000	18-29	.621	15	41	56	1.9	55	0	13	0.45	16	0.55	0.81	19	0.66	15	0.52	46	1.6
14	KUIPER, Dane	25-0	207	8.3	12-37	.324	6-18	.333	7-9	.778	3	23	26	1.0	22	1	20	0.80	9	0.36	2.22	8	0.32	6	0.24	37	1.5
25	JACOBS, Tim	26-0	251	9.7	9-19	.474	4-5	.800	6-9	.667	3	37	40	1.5	28	0	39	1.50	18	0.69	2.17	1	0.04	10	0.38	28	1.1
22	JOY, Connor	3-0	4	1.3	1-1	1.000	1-1	1.000	0-0	.000	0	0	0	0.0	1	0	0	0.00	2	0.67	0.00	0	0.00	0	0.00	3	1.0
34	NESBITT, Michael	5-0	8	1.6	2-4	.500	0-1	.000	0-1	.000	2	1	3	0.6	0	0	0	0.00	0	0.00	0.00	0	0.00	0	0.00	4	0.8
30	CUMBER, Adam	2-0	2	1.0	0-1	.000	0-1	.000	0-0	.000	0	0	0	0.0	0	0	0	0.00	0	0.00	0.00	0	0.00	0	0.00	0	0.0
Total.....		32	6425		829-1782	.465	196-540	.363	578-783	.738	310	863	1173	36.7	659	13	461	14.41	489	15.28	0.94	130	4.06	180	5.63	2432	76.0
Opponents.....		32	6425		807-1919	.421	247-761	.325	487-711	.685	345	708	1053	32.9	680	-	453	14.16	393	12.28	1.15	130	4.06	249	7.78	2348	73.4

Score by Periods	1st	2nd	OT	Totals
New Mexico	1202	1225	5	2432
Opponents	1075	1261	12	2348

## 2015-16 Season Metrics

##	Player	Min	AST%	EFG%	TS%	Usg%	DRB%	ORB%	TRB%
21	ADAMS, Xavier	446	13.5	.510	.563	18.0	11.7	9.3	10.6
11	AGET, Obijah	724	2.9	.640	.662	13.9	16.9	11.7	14.5
04	BROWN, Elijah	1078	19.9	.526	.614	30.7	15.2	2.6	9.4
30	CUMBER, Adam	2	0.0	.000	.000	24.6	0.0	0.0	0.0
23	FURSTINGER, Joe	334	6.5	.326	.412	10.6	13.1	5.7	9.7
03	HUNTER, Jordan	253	22.1	.528	.549	16.2	9.7	1.5	5.9
25	JACOBS, Tim	251	25.5	.579	.610	8.0	15.7	1.5	9.2
22	JOY, Connor	4	0.0	1.500	1.500	36.8	0.0	0.0	0.0
14	KUIPER, Dane	207	16.5	.405	.452	11.9	11.8	1.8	7.3
20	LOGWOOD, Sam	836	12.5	.488	.512	14.5	11.8	5.6	9.0
31	MATHIS, Anthony	164	10.1	.523	.578	18.4	7.1	1.5	4.6
01	NEAL, Cullen	937	23.5	.427	.482	26.0	8.5	1.5	5.3
34	NESBITT, Michael	8	0.0	.500	.450	27.3	13.3	31.6	21.6
33	SCEKIC, Nikola	75	2.5	.533	.551	14.7	7.1	5.0	6.2
12	WILLIAMS, Devon	28	0.0	.000	.549	8.1	11.4	0.0	6.2
32	WILLIAMS, Tim	1078	6.9	.604	.630	21.7	17.0	7.6	12.7

Estimated possessions: 2321.2  
Team offensive rating (ORTg): 104.8  
Team defensive rating (DRtg): 101.2

AST% - An estimate of the pct of teammate field goals assisted while on the floor  
 EFG% - Effective FG% (adjusts to include additional points from 3FGs)  
 TS% - True Shooting% (takes into account field goals, 3-point field goals, and free throws)  
 Usg% - An estimate of the pct of team plays used while on the floor  
 DRB% - An estimate of the pct of available defensive rebounds grabbed while on the floor  
 ORB% - An estimate of the pct of available offensive rebounds grabbed while on the floor  
 TRB% - An estimate of the pct of all available rebounds grabbed while on the floor

ORtg - Offensive rating - points scored per 100 possessions  
DRtg - Defensive rating - points allowed per 100 possessions



# 2015-16 Idaho State Season Stats

## Idaho State Combined Team Statistics (as of Nov 07, 2016) All games

RECORD:	OVERALL	HOME	AWAY	NEUTRAL
ALL GAMES	16-15	10-3	5-10	1-2
CONFERENCE	11-7	7-2	4-5	0-0
NON-CONFERENCE	5-8	3-1	1-5	1-2

#	Player	gp-gs	min	avg	Total		3-Point		F-Throw		Rebounds										pts	avg
					fg-fga	fg%	3fg-fga	3fg%	ft-fa	ft%	off	def	tot	avg	pf	dq	a	to	blk	stl		
03	TELFAIR, Ethan	31-29	1108	35.7	179-450	.398	63-163	.387	205-236	.869	27	96	123	4.0	78	1	167	112	4	74	626	20.2
01	LUZCANDO, Geno	31-31	950	30.6	151-300	.503	37-103	.359	107-150	.713	31	95	126	4.1	91	3	41	84	3	61	446	14.4
22	FARUQ-BEY, Ali	17-9	402	23.6	73-183	.399	32-98	.327	44-61	.721	9	30	39	2.3	26	1	15	41	2	20	222	13.1
25	CHIVICHYAN, Gary	29-15	538	18.6	72-185	.389	63-166	.380	13-17	.765	6	64	70	2.4	35	0	12	16	7	11	220	7.6
05	WILSON, Ben	29-26	921	31.8	78-156	.500	0-0	.000	43-68	.632	34	140	174	6.0	60	1	64	42	6	19	199	6.9
35	INGRAM, Kyle	31-26	634	20.5	79-149	.530	1-1	1.000	28-46	.609	45	98	143	4.6	94	6	34	37	34	9	187	6.0
23	NWOSUH, Clint	14-5	213	15.2	19-57	.333	14-41	.341	8-8	1.000	3	11	14	1.0	13	0	14	11	0	6	60	4.3
11	NAKKEN, Erik	28-0	362	12.9	28-76	.368	25-72	.347	2-4	.500	1	27	28	1.0	20	0	3	10	1	3	83	3.0
13	TOPALOVIC, Novak	31-4	428	13.8	34-75	.453	0-0	.000	22-43	.512	44	82	126	4.1	74	0	8	20	23	10	90	2.9
24	LENNOX, Stephen	27-4	273	10.1	23-66	.348	12-34	.353	16-24	.667	15	55	70	2.6	30	0	4	9	5	2	74	2.7
10	HALL, Evann	17-1	165	9.7	16-32	.500	0-0	.000	10-21	.476	7	32	39	2.3	17	0	6	7	2	4	42	2.5
15	BOYD, Brandon	5-0	32	6.4	3-10	.300	2-4	.500	4-5	.800	1	3	4	0.8	9	0	3	2	0	3	12	2.4
32	SMITH, Justin	21-5	159	7.6	13-26	.500	1-4	.250	7-13	.538	10	25	35	1.7	35	0	7	11	1	4	34	1.6
55	NICOLDS, Spencer	3-0	15	5.0	1-2	.500	0-1	.000	0-4	.000	0	3	3	1.0	5	0	2	0	2	0	2	0.7
Team											51	33	84				7					
Total.....		31	6200		769-1767	.435	250-687	.364	509-700	.727	284	794	1078	34.8	587	12	380	409	90	226	2297	74.1
Opponents.....		31	6200		832-1859	.448	247-738	.335	446-648	.688	334	831	1165	37.6	606	-	441	398	110	188	2357	76.0

TEAM STATISTICS	ISU	OPP	Date	Opponent	Score	Att.
SCORING	2297	2357	11/13/15	GREAT FALLS	w 78-72	1659
Points per game	74.1	76.0	11/16/15	DICKINSON STATE	w 110-85	1405
Scoring margin	-1.9	-	11/20/15	at Washington State	L 67-85	2662
FIELD GOALS-ATT	769-1767	832-1859	11/25/15	at Denver	L 69-79	1039
Field goal pct	.435	.448	11/27/15	at Utah	L 72-102	13185
3 POINT FG-ATT	250-687	247-738	12/5/15	at Lamar University	L 70-82	2137
3-point FG pct	.364	.335	12/8/15	at Portland	w 66-65	1089
3-pt FG made per game	8.1	8.0	12/12/15	UTAH VALLEY	L 76-100	1622
FREE THROWS-ATT	509-700	446-648	^ 12/21/15	vs North Dakota St.	L 62-67	0
Free throw pct	.727	.688	^ 12/22/15	at Utah State	L 58-69	7746
F-Throws made per game	16.4	14.4	^ 12/23/15	vs UTRGV	w 76-64	0
REBOUNDS	1078	1165	12/29/15	CSUN	w 84-79	1446
Rebounds per game	34.8	37.6	* 01/02/16	at Weber State	L 56-77	6478
Rebounding margin	-2.8	-	* 1/7/2016	NORTHERN COLORADO	w 83-78	1462
ASSISTS	380	441	* 1/9/2015	NORTH DAKOTA	L 76-84	1526
Assists per game	12.3	14.2	* 1/14/16	at Sacramento State	L 71-82	781
TURNOVERS	409	398	* 01/16/16	at Portland State	w 73-70	739
Turnovers per game	13.2	12.8	* 1/23/16	WEBER STATE	w 69-68	2236
Turnover margin	-0.4	-	* 1/28/16	SOUTHERN UTAH	w 87-68	1644
Assist/turnover ratio	0.9	1.1	* 1/30/16	NAU	w 88-66	1813
STEALS	226	188	* 02/04/16	at North Dakota	L 60-76	1764
Steals per game	7.3	6.1	* 2/6/16	at Northern Colorado	w 90-57	1268
BLOCKS	90	110	* 2/11/16	PORTLAND STATE	w 88-71	2602
Blocks per game	2.9	3.5	* 2/13/16	SACRAMENTO STATE	w 66-64	1941
ATTENDANCE	23873	46593	* 02/18/16	at NAU	L 68-81	1011
Home games-Avg/Game	13-1836	15-3039	* 2/20/16	at Southern Utah	w 89-71	1568
Neutral site-Avg/Game	-	3-334	* 2/25/16	MONTANA	L 77-90	1951
			* 2/27/16	MONTANA STATE	w 76-69	2566
			* 3/3/16	at Eastern Washington	w 75-71	1574
			* 3/5/16	at IDAHO	L 68-82	2549
			3/10/16	vs North Dakota	L 49-83	1003

\* - Conference game

# 2016-17 Idaho State Roster

No.	Name	Pos.	Yr.	Ht.	Wt.	Hometown	Previous School
00	Hayes Garrity	G	Jr.	6-2	175	Beaverton, Ore.	UVU
1	Geno Luzcando	G	Jr.	6-3	200	Santiago, Chile	Wasatch Academy HS
3	Ethan Telfair	G	Sr.	6-0	175	Coney Island, New York	Redlands CC
5	Robert Jones III	F	Jr.	6-8	195	Mansfield, Ohio	Northeastern JC
10	Lyle Sutton	G	Fr.	6-2	185	Rexburg, Idaho	Madison HS
11	Erik Nakken	G	R-Jr.	6-3	195	Cedar City, Utah	Cedar HS
13	Novak Topalovic	C	R-So.	7-0	230	Niš, Serbia	Santa Margarita Catholic HS
15	Brandon Boyd	G	Fr.	5-11	170	Los Angeles, Calif.	Middlebrooks Prep
22	Clark Wilkinson	F	R-Fr.	6-7	195	Pocatello, Idaho	Highland HS
23	Houston Wahlen	G	Fr.	6-2	175	Aberdeen, Idaho	Aberdeen HS
24	Stephen Lennox	F	So.	6-9	220	Lovington, New Mexico	Lovington HS
25	Gary Chivichyan	G	So.	6-4	200	Los Angeles, Calif.	Middlebrooks Prep
32	Balint Mocsan	G	Fr.	6-3	182	Budapest, Hungary	Kempelen Farkas Grammar
33	Keshawn Liggins	G	Jr.	6-5	195	Middleton, Idaho	Big Bend
35	Kyle Ingram	F	Sr.	6-8	220	Orange, Calif.	Fresno City CC

## Coaching Staff

Bill Evans	Head Men's Basketball Coach
Andy Ward	Assistant Coach
Jay Collins	Assistant Coach
Tim Walsh	Assistant Coach
Patrick Jensen	Graduate Assistant

# By The Numbers

## SINGLE GAME HIGHS (2015-16 SEASON)

### New Mexico

**Points:** 41 - Elijah Brown vs. Fresno State (2-27-16)  
**FG Made:** 13 - Elijah Brown vs. Fresno State (2-27-16)  
**FG Att:** 23 - Elijah Brown vs. Fresno State (2-27-16)  
**FG %\*:** .875 - (2x) Last Time Tim Williams vs. San Jose State (2-13-16)  
**3FG Made:** 7 - Elijah Brown at Air Force (2-20-16)  
**3FG Att:** 17 - Elijah Brown at Air Force (2-20-16)  
**FT Made:** 15 - Elijah Brown vs. Nevada (12-30-15)  
**FT Att:** 15 - Elijah Brown vs. Nevada (12-30-15)  
**FT %\*:** 100% (15-15) - Elijah Brown vs. Nevada (12-30-15)  
**Rebounds:** 15 - Tim Williams at USC (11-21-15)  
**Assists:** 9 - Cullen Neal vs. New Mexico State (12-16-15)  
**Steals:** 4 - (2x) Last Time Sam Logwood at San Diego State (2-6-16)  
**Blocks:** 5 - Obij Aget vs. Rice (12-19-15)

\*Minimum eight attempts

### Opponents

**Points:** 41 - Chase Fischer, BYU (12-23-15)  
**FG Made:** 12 - Chase Fischer, BYU (12-23-15)  
**FG Att:** 21 - (3x) Last Time Chase Fischer, BYU (12-23-15)  
**FG %\*:** .800 - Tiel Daniels, Colorado State (2-25-16)  
**3FG Made:** 9 - Chase Fischer, BYU (12-23-15)  
**3FG Att:** 15 - (2x) Last Time Chase Fischer, BYU (12-23-15)  
**FT Made:** 11 - (2x) Last Time Marvelle Harris, Fresno State (2-27-16)  
**FT Att:** 17 - Marvelle Harris, Fresno State (2-27-16)  
**FT %\*:** 100% (10-10) - Jeremy Hemsley, San Diego State (2-6-16)  
**Rebounds:** 15 - (2x) Last Time Cameron Oliver, Nevada (3-10-16)  
**Assists:** 11 - Ike Ireogbu, Washington State (12-25-15)  
**Steals:** 5 - (4x) Last Time Mikey Thompson, Boise State (1-30-15)  
**Blocks:** 5 - (2x) Last Time Stephen Zimmerman, Jr., UNLV (2-2-16)

\*Minimum eight attempts

## NEW MEXICO'S RECORD WHEN...

	All Games	MW
Leading at the half:	0-0	0-0
Trailing at the half:	0-0	0-0
Tied at the half:	0-0	0-0
Outrebounding opponent:	0-0	0-0
Outrebounded by opponent:	0-0	0-0
Commit more turnovers than opponent:	0-0	0-0
Commit less turnovers than opponent:	0-0	0-0
Commit more than 10 turnovers:	0-0	0-0
Commit less than 10 turnovers:	0-0	0-0
When shooting 50.0% or higher:	0-0	0-0
When shooting less than 50.0%:	0-0	0-0
Overtime games:	0-0	0-0
More bench points than opponent:	0-0	0-0
Inside The Pit:	0-0	0-0
On the Road:	0-0	0-0
At a neutral site:	0-0	0-0
Against ranked teams:	0-0	0-0
In cherry jerseys:	0-0	0-0
In silver jerseys:	0-0	0-0
In white jerseys:	0-0	0-0
In November:	0-0	0-0
In December:	0-0	0-0
In January:	0-0	0-0
In February:	0-0	0-0
In March:	0-0	0-0
When UNM scores less than 50 points:	0-0	0-0
When UNM scores 50-60 points:	0-0	0-0
When UNM scores 60-70 points:	0-0	0-0
When UNM scores 70-80 points:	0-0	0-0
When UNM scores 80+ points:	0-0	0-0

## CHARTING THE NUMBERS

	Season	Career
<b>Double-Digit Scoring Games</b>		
Elijah Brown	0	31 (16-15)
Tim Williams	0	29 (16-13)
Obij Aget	0	17 (9-8)
Sam Logwood	0	10 (5-5)
Xavier Adams	0	4 (2-2)
Jordan Hunter	0	1 (0-1)
Dane Kuiper	0	1 (1-0)
Anthony Mathis	0	1 (1-0)
<b>20-Point Games</b>		
Elijah Brown	0	18 (9-9)
Tim Williams	0	11 (7-4)
<b>Scoring Leaders</b>		
Elijah Brown	0	22 (11-11)
Tim Williams	0	7 (3-4)
Obij Aget	0	4 (1-3)
Sam Logwood	0	2 (2-0)
<b>10+ Rebound Games</b>		
Tim Williams	0	6 (4-2)
Obij Aget	0	8 (4-4)
Elijah Brown	0	2 (0-2)
<b>Rebounding Leaders</b>		
Tim Williams	0	19 (9-10)
Obij Aget	0	20 (10-9)
Elijah Brown	0	7 (4-3)
Sam Logwood	0	2 (2-0)
Tim Jacobs	0	2 (1-1)
Joe Furstinger	0	1 (0-1)
<b>Double-Doubles</b>		
Tim Williams	0	6 (4-2)
Obij Aget	0	8 (4-4)
Elijah Brown	0	2 (0-2)
<b>Assist Leaders</b>		
Elijah Brown	0	13 (7-6)
Tim Jacobs	0	16 (6-10)
Sam Logwood	0	6 (1-5)
Dane Kuiper	0	2 (2-0)
Tim Williams	0	1 (1-0)
Joe Furstinger	0	1 (0-1)
Jordan Hunter	0	1 (1-0)
Xavier Adams	0	1 (1-0)

\* ( ) Team's record in those games

## SCORING MARGIN BREAKDOWN

Total	1	2	3	4	5	6	7	8	9	10	11-15	16-20	21+
Win	0	0	0	0	0	0	0	0	0	0	0	0	0
Loss	0	0	0	0	0	0	0	0	0	0	0	0	0

# The Last Time It Happened

## NEW MEXICO

### As A Team:

Scored 100 Points:	109 - Charleston Southern (11-17-13)
Scored 90-99 Points:	91 - Oral Roberts (12-1-15)
Scored 80-89 Points:	82 - Fresno State (2-27-16)
Scored Less Than 50 Points:	46 - San Diego State (2-17-15)
Scored Less Than 40 Points:	34 - at #25 San Diego State (1-26-13)
Won By 30 Points:	W, 88-52 - Alabama A&M (11-17-13)
Won By 20 Points:	W, 85-55 - Air Force (1-27-16)
Lost By 20-29 Points:	L, 83-56 - San Diego State (3-1-16)
Lost By 30 Points:	L, 96-66 - vs. BYU (12-23-15)
Shot 65% Or Better:	69.2% (27-39) - at Air Force (1-15-05)
Shot 60% Or Better:	63.0% (29-46) - Air Force (1-27-16)
Shot Less Than 35%:	33.8% (24-71) - at San Diego State (2-6-16)
Shot Less Than 30%:	29.8% (14-47) - at San Diego State (1-6-15)
Shot 60% 3FG Or Better:	70% (7-10) - at San Jose State (1-23-16)
Shot Less Than 30% 3FG:	26.7% (4-15) - San Diego State (3-1-16)
Made 10 Three-Pointers:	11 (of 37) - at Air Force (2-20-16)
Shot 85% On Free Throws:	85.7% (24-28) - San Diego State (3-1-16)
Shot Less Than 50% On FTs:	45.5% (5-11) - at Air Force (3-9-13)
Had 50 Rebounds:	58 - vs. UAB (11-21-13)
Had 20 Offensive Rebounds:	23 - at USC (11-21-15)
Had 20 Assists:	22 - Rice (12-19-15)
Had 20 Turnovers:	20 - San Diego State (3-1-16)
Had Less Than 10 Turnovers:	9 - UNLV (2-21-15)
Had 10 Steals:	10 - Utah State (1-9-16)
Had 10 Blocks:	12 - vs. UMass (11-22-13)
Had Two or More 20-Point Scorers:	at Utah State (2-9-16) Elijah Brown (22) & Tim Williams (21)
Had 6 Double-Digit Scorers:	North Dakota (1-7-12)
Had 5 Double-Digit Scorers:	Wyoming (1-16-16)
Had No Double-Digit Scorers:	at San Diego State (1-6-15)
Had Two 10+ Rebounders:	at USC (11-21-15) Tim Williams (15) & Obij Agert (11)
Scored 50 Points In 1st Half:	52 - Oral Roberts (12-1-15)
Scored 50 Points In 2nd Half:	51- at USC (11-21-15)
Scored 20 Or Fewer Points In 1st Half:	17 - Wyoming (3-7-15)
Scored 20 Or Fewer Points In 2nd Half:	15 - at #25 San Diego State (1-26-13)
Failed To Make a 3FG:	(0-10) - vs. Washington State (12-25-15)
Defeated a Ranked Team:	W, 66-53 vs. #24/#24 Colorado State (1-3-15)
Lost To a Ranked Team:	L, 70-58 at #11/#11 Purdue (12-5-15)
Won an OT Game:	W, 52-49 vs. Wyoming (3-7-15)
Lost an OT Game:	L, 78-71 at San Diego State (2-6-16)
Won a 2OT Game:	W, 97-94 vs. UAB (11-21-13)
Lost a 2OT Game:	L, 73-76 at Dayton (1-1-10)
Won a 3OT Game:	W, 104-99, Fresno State (3-8-96)
Lost a 3OT Game:	Never

### As An Individual:

Had a Triple-Double:	Luc Longley (17 pts, 14 rebs, 10 assts) vs. Penn State (3-28-90)
Had a Double-Double (Pts/Reb):	Obij Agert (12 pts & 14 rebs) Nevada (3-5-16)
Had a Double-Double (Pts/Asst):	Kendall Williams (11 pts & 10 assts) at Nevada (3-2-14)
Scored 20+ Pts with 10+ Rebs:	Elijah Brown (41 pts & 11 rebs) Fresno State (2-27-16)
Scored 30 Points:	Elijah Brown (41) Fresno State (2-27-16)
Scored 30 Points (MW Only):	Elijah Brown (41) Fresno State (2-27-16)
Scored 20 Points:	Elijah Brown (26) Nevada (3-10-16)
Scored 20 Points (MW Only):	Elijah Brown (26) Boise State (2-17-16)
Had 20 Rebounds:	Drew Gordon (20) UNLV (2-18-12)
Had 15 Rebounds:	Tim Williams (15) at USC (11-21-15)
Had 10 Assists:	Kendall Williams (10) at Nevada (3-2-14)
Had 5 Steals:	Demetrius Walker (5) Montana (12-20-11)
Had 5 Blocks:	Obij Agert (5) vs. Rice (12-19-15)

## VERSUS NEW MEXICO

### As A Team:

Scored 100 Points:	103 - New Mexico State (12-5-06)
Scored 90 Points:	92 - Fresno State (2-27-16)
Scored 80-89 Points:	83 - San Diego State (3-1-16)
Scored Less Than 50 Points:	49 - Wyoming (3-7-15)
Scored Less Than 40 Points:	38 - Wyoming (2-11-12)
Shot 50% Or Better:	55.1% (27-49) - San Diego State (3-1-16)
Shot Less Than 35%:	30.4% (17-56) - San Jose State (2-13-16)
Shot Less Than 30%:	27.6% (16-58) - Air Force (1-27-16)
Shot 50% 3FG Or Better:	60% (9-15) - San Diego State (3-1-16)
Shot Less Than 20% 3FG:	14.8% (4-27) - at San Diego State (2-6-16)
Made 10 Three-Pointers:	10 (of 24) - Fresno State (2-27-16)
Shot 75% On Free Throws:	83.3% (20-24) - San Diego State (3-1-16)
Shot Less Than 50% On FT's:	43.8% (7-16) - Boise State (2-17-16)
Had 50 Rebounds:	51 - at Purdue (12-5-15)
Had 20 Offensive Rebounds:	21 - at Fresno State (1-2-16)
Had 20 Assists:	27 - vs. Washington State (12-25-15)
Had 20 Turnovers:	21 - vs. BYU (12-23-15)
Had Less Than 10 Turnovers:	8 - Nevada (3-5-16)
Had 10 Steals:	12 - Fresno State (2-27-16)
Had 10 Blocks:	11 - at USC (11-21-15)
Had 30-Point and 20-Point Scorers:	Fresno State (2-27-16) Marvelle Harris (32) & Julien Lewis (21)
Had Two or More 20-Point Scorers:	Nevada (3-10-16) Cameron Oliver (26) & Tyron Criswell (20)
Had 6 Double-Digit Scorers:	TCU (2-25-12)
Had 5 Double-Digit Scorers:	UNLV (2-2-16)
Had No Double-Digit Scorers:	ULM (12-13-14)
Had Two 10+ Rebounders:	Nevada (3-10-16) Cameron Oliver (15) & Elijah Foster (11)
Scored 50+ Points In 1st Half:	50 - UTEP (12-3-06)
Scored 50+ Points In 2nd Half:	51 - Fresno State (2-27-16)
Scored 20 Or Less Points In 1st Half:	18 - Utah State (1-9-16)
Scored 20 Or Less In 2nd Half:	19 - New Mexico State (12-3-14)
Scored 15 Or Less Points In 1st Half:	14 - Wyoming (3-7-15)
Failed To Make a 3FG:	(0-7) - New Mexico State (12-16-15)
As An Individual:	
Had a Double-Double (Pts/Reb):	Cameron Oliver (26 pts & 15 rebs) Nevada (3-10-16)
Had a Double-Double (Pts/Asst):	Marvelle Harris (32 pts & 10 assts) Fresno State (2-27-16)
Had 20+ Points & 10+ Rebounds:	Cameron Oliver (26 pts & 15 rebs) Nevada (3-10-16)
Scored 30+ Points in Back-to-Back Games Vs. UNM:	Derrick Marks Boise State 31 points (1-18-15) & 30 points (2-24-15)
Scored 30 Points:	Marvelle Harris (32) - Fresno State (2-27-16)
Scored 30 Points (MW Only):	Marvelle Harris (32) - Fresno State (2-27-16)
Scored 20 Points:	Cameron Oliver (26 pts) - Nevada (3-10-16)
Scored 20 Points (MW Only):	Tyron Criswell (20) - Nevada (3-5-16)
Had 20 Rebounds:	Ryan Watkins (22) - Boise State (1-21-14)
Had 15 Rebounds:	Cameron Oliver (26 pts) - Nevada (3-10-16)
Had 10 Assists:	Marvelle Harris (10) - Fresno State (2-27-16)
Had 5 Steals:	Mikey Thompson (5) - at Boise State (1-30-16)
Had 5 Blocks:	Stephen Zimmerman, Jr., (5) - UNLV (2-2-16)



# Last Time They Met...

## Official Basketball Box Score -- Game Totals -- Final Statistics

### Idaho State vs New Mexico

11/14/14 8:05 p.m. at The Pit/Bob King Court

#### Idaho State 55 • 0-1

##	Player		Total	3-Ptr	FT-FTA	Rebounds			PF	TP	A	TO	Blk	Stl	Min
			FG-FGA	FG-FGA		Off	Def	Tot							
05	SOLARIN, Jeffrey	f	7-11	0-0	3-5	2	4	6	3	17	0	2	2	0	30
11	EZENWA, Nnamdi	f	2-5	1-2	0-1	0	4	4	4	5	0	3	0	1	18
12	MAGOT, Ajak	c	1-2	0-0	0-0	1	0	1	3	2	0	0	0	2	21
03	WILSON, Ben	g	1-3	0-0	5-8	1	4	5	3	7	3	1	0	0	28
24	HANSEN, Chris	g	5-14	3-8	4-6	0	2	2	2	17	2	6	0	0	33
01	LUZCANDO, Geno		1-3	1-2	0-0	0	2	2	1	3	2	1	0	2	12
10	HALL, Evann		0-3	0-1	0-1	0	2	2	1	0	1	2	0	0	14
21	SLAVIK, Andre		1-3	0-0	0-0	2	2	4	0	2	0	0	0	0	11
22	BRADLEY, Marcus		1-3	0-1	0-0	0	1	1	3	2	0	0	0	0	8
25	NAKKEN, Erik		0-0	0-0	0-0	0	0	0	0	0	0	0	0	0	2
32	FOX, Ian		0-8	0-6	0-0	1	0	1	3	0	3	0	0	1	23
33	SMITH, Justin		0-1	0-0	0-0	0	0	0	0	0	0	0	0	0	0
Team						3	3	6							
Totals			19-56	5-20	12-21	10	24	34	23	55	11	15	2	6	200

FG % 1st Half: 8-28 28.6% 2nd half: 11-28 39.3% Game: 19-56 33.9%  
 3FG % 1st Half: 1-8 12.5% 2nd half: 4-12 33.3% Game: 5-20 25.0%  
 FT % 1st Half: 3-7 42.9% 2nd half: 9-14 64.3% Game: 12-21 57.1%

Deadba  
 Rebound  
 3,1

#### New Mexico 79 • 1-0

##	Player		Total	3-Ptr	FT-FTA	Rebounds			PF	TP	A	TO	Blk	Stl	Min
			FG-FGA	FG-FGA		Off	Def	Tot							
12	WILLIAMS, Devon	f	2-2	0-0	1-2	0	1	1	3	5	0	1	0	0	11
11	AGET, Obij	c	4-6	0-0	2-2	3	9	12	2	10	1	1	4	0	30
01	NEAL, Cullen	g	7-16	5-10	7-8	0	1	1	4	26	4	2	0	2	32
03	GREENWOOD, Hugh	g	3-12	2-9	0-0	1	10	11	2	8	7	1	0	1	33
33	DELANEY, Deshawn	g	5-6	0-1	2-2	2	5	7	2	12	2	2	1	0	18
00	N'GANGA, J.J.		1-4	0-0	1-4	2	0	2	2	3	0	0	0	0	10
02	GOODMAN, Jordan		1-3	0-0	0-0	0	2	2	1	2	0	0	0	0	10
05	EDWARDS, Arthur		0-1	0-1	4-4	0	1	1	2	4	0	3	0	0	12
20	LOGWOOD, Sam		1-5	1-2	0-0	1	0	1	2	3	1	1	0	0	15
21	ADAMS, Xavier		2-3	0-1	0-2	1	1	2	0	4	2	0	0	0	10
23	FURSTINGER, Joe		0-1	0-1	2-5	1	0	1	0	2	1	0	0	0	16
25	JACOBS, Tim		0-0	0-0	0-0	0	0	0	0	0	0	0	0	0	3
Team						2	1	3							
Totals			26-59	8-25	19-29	13	31	44	20	79	18	11	5	3	200

FG % 1st Half: 16-31 51.6% 2nd half: 10-28 35.7% Game: 26-59 44.1%  
 3FG % 1st Half: 5-13 38.5% 2nd half: 3-12 25.0% Game: 8-25 32.0%  
 FT % 1st Half: 5-10 50.0% 2nd half: 14-19 73.7% Game: 19-29 65.5%

Deadba  
 Rebound  
 5,2

Officials: Chris Rastatter, Winston Stith, Dan Chrisman  
 Technical fouls: Idaho State-None. New Mexico-None.  
 Attendance: 13927

Score by periods	1st	2nd	Total
Idaho State	20	35	55
New Mexico	42	37	79

# Exhibition 1 vs. Western New Mexico

## Official Basketball Box Score -- Game Totals -- Final Statistics

### Western New Mexico vs New Mexico

11/02/16 7 p.m. MT at WisePies Arena - The Pit

#### Western New Mexico 57 • 0-0

##	Player		Total		3-Ptr	Rebounds			PF	TP	A	TO	Blk	Stl	Min
			FG	FGA	FG-FGA	FT	FTA	Off Def Tot							
12	SPIVEY, Latrell	f	2	7	0-2	2	4	1 8 9	5	6	0	1	0	0	24
05	RANGE, Emery	g	3	11	0-2	1	4	1 4 5	2	7	0	2	0	0	29
15	ENRIQUEZ, Jordan	g	2	9	1-6	10	14	0 3 3	1	15	0	3	0	0	26
23	MCCRAY, Willie	g	1	3	0-1	5	6	0 2 2	2	7	1	5	0	1	29
32	GIRON, Eddie	g	6	11	2-5	1	2	3 2 5	3	15	2	2	1	2	18
10	TANTER, Brandon		0	1	0-1	0	0	0 4 4	2	0	1	1	0	0	14
20	GONZALEZ, Alex		1	2	1-2	0	0	0 2 2	1	3	1	1	0	0	13
22	RAMIREZ, Trevin		0	2	0-1	0	0	1 0 1	0	0	0	1	0	0	14
24	WILLIAMS, Brandon		0	2	0-0	0	0	0 1 1	1	0	0	3	0	0	13
30	COPPER, Tyshaun		0	2	0-2	0	0	0 0 0	5	0	0	2	0	0	6
33	NEAL, Gauge		0	0	0-0	0	0	0 0 0	1	0	0	0	0	0	2
34	SAENZ, Josh		2	3	0-0	0	2	0 0 0	1	4	0	0	0	1	4
40	JONES, Brandon		0	2	0-1	0	0	0 0 0	3	0	1	0	0	0	8
Team								0 1 1							
Totals			17	55	4-23	19	32	6 27 33	27	57	6	21	1	4	200

FG % 1st Half: 7-20 35.0% 2nd half: 10-35 28.6% Game: 17-55 30.9%

3FG % 1st Half: 1-9 11.1% 2nd half: 3-14 21.4% Game: 4-23 17.4%

FT % 1st Half: 12-16 75.0% 2nd half: 7-16 43.8% Game: 19-32 59.4%

Deadball  
Rebounds  
10

#### New Mexico 113 • 0-0

##	Player		Total		3-Ptr	Rebounds			PF	TP	A	TO	Blk	Stl	Min
			FG	FGA	FG-FGA	FT	FTA	Off Def Tot							
20	LOGWOOD, Sam	f	3	7	0-1	0	0	3 2 5	0	6	0	2	0	1	18
32	WILLIAMS, Tim	f	6	7	0-0	1	3	1 4 5	4	13	0	1	0	1	16
11	AGET, Obij	c	6	8	0-0	2	2	2 0 2	1	14	0	0	1	0	17
03	HUNTER, Jordan	g	4	5	4-4	0	0	0 2 2	2	12	3	0	0	2	18
14	KUIPER, Dane	g	3	11	0-3	1	1	1 4 5	2	7	7	0	0	2	19
01	UGUAK, Aher		2	4	1-1	0	1	1 1 2	2	5	2	0	1	0	11
05	HARRIS, Jalen		2	4	0-1	0	0	1 2 3	2	4	4	3	0	3	18
21	ADAMS, Xavier		3	4	0-0	2	3	2 6 8	2	8	3	0	0	1	18
23	FURSTINGER, Joe		2	4	0-0	4	5	2 6 8	4	8	2	0	2	0	9
24	JEFFERSON, Damien		5	12	1-5	5	8	0 3 3	1	16	2	1	0	0	20
30	CUMBER, Adam		0	2	0-2	2	2	0 0 0	0	2	0	1	0	1	6
31	MATHIS, Anthony		2	6	2-5	0	0	1 1 2	3	6	1	1	0	0	13
55	MACDOUGALL, Connor		3	5	0-0	6	8	3 1 4	1	12	1	0	1	2	17
Team								2 2 4							
Totals			41	79	8-22	23	33	19 34 53	24	113	25	9	5	13	200

FG % 1st Half: 21-39 53.8% 2nd half: 20-40 50.0% Game: 41-79 51.9%

3FG % 1st Half: 4-11 36.4% 2nd half: 4-11 36.4% Game: 8-22 36.4%

FT % 1st Half: 13-16 81.3% 2nd half: 10-17 58.8% Game: 23-33 69.7%

Deadball  
Rebounds  
2,1

Officials: David Hall, Larry Spaulding, Jon Stigliano

Technical fouls: Western New Mexico-None. New Mexico-None.

Attendance: 9587

Exhibition 1

Score by periods	1st	2nd	Total
Western New Mexico	27	30	57
New Mexico	59	54	113

	In Paint	Off T/O	2nd Chance	Fast Break	Bench
Points WNMU	16	7	6	9	7
NM	64	27	20	25	61

Last FG - WNMU 2nd-01:05, NM 2nd-00:35.

Largest lead - WNMU by 2 1st-19:27, NM by 58 2nd-05:18.

WNMU led for 00:07. NM led for 39:20. Game was tied for 00:33.

Score tied - 0 times.

Lead changed - 1 time.

# Exhibition 2 vs. Eastern New Mexico

## Official Basketball Box Score -- Game Totals -- Final Statistics

### Eastern New Mexico vs New Mexico

11/04/16 7 p.m. MT at WisePies Arena - The Pit

#### Eastern New Mexico 66 • 0-0

##	Player		Total		3-Ptr	Rebounds			PF	TP	A	TO	Blk	Stl	Min
			FG-FGA	FG-FGA	FT-FTA	Off	Def	Tot							
03	LEWIS, Chris	f	2-5	0-0	0-3	1	8	9	3	4	1	1	0	0	33
04	SHELTON, Shawn	f	1-3	0-0	0-0	0	0	0	3	2	1	1	0	0	18
25	HUGHES, Andre	f	1-4	1-2	0-0	0	0	0	5	3	0	2	0	1	14
05	NEAL, CoRnell	g	2-12	2-7	2-2	0	2	2	5	8	4	4	0	1	21
22	HARRIS, Marquise	g	5-11	2-5	2-2	1	0	1	1	14	0	2	1	1	17
01	WYMS, Chris		3-7	2-4	0-0	0	1	1	3	8	3	3	0	1	22
02	CARTER, Byrale		0-2	0-1	1-2	1	0	1	3	1	0	1	0	0	3
10	DAVIS, Tanner		0-0	0-0	2-2	0	0	0	0	2	0	0	0	0	2
11	CLARKE, Joe		3-7	2-5	2-4	0	2	2	4	10	0	2	0	1	17
13	MUMTAZ, Javaan		3-6	2-5	0-0	0	0	0	3	8	0	0	0	0	19
15	BOWENS, Lucas		0-0	0-0	0-0	0	0	0	0	0	0	0	0	0	0+
20	SAIZ, Kevin		0-1	0-1	0-0	0	1	1	0	0	0	0	0	0	2
21	LALLEMAND, Arcaim		0-0	0-0	4-4	2	4	6	2	4	0	0	1	2	17
23	WOODS, Dennis		0-0	0-0	0-0	0	0	0	0	0	0	0	0	0	0+
31	MALDONADO, Isaac		0-0	0-0	0-0	0	0	0	0	0	0	0	0	0	2
34	HALL, Trevon		0-0	0-0	0-0	0	0	0	0	0	0	0	0	0	2
44	HILL, Chaunce		1-1	0-0	0-1	2	2	4	3	2	1	2	1	2	11
Team						1	1	2				1			
Totals			21-59	11-30	13-20	8	21	29	35	66	10	19	3	9	200

FG % 1st Half: 11-33 33.3% 2nd half: 10-26 38.5% Game: 21-59 35.6%  
 3FG % 1st Half: 6-16 37.5% 2nd half: 5-14 35.7% Game: 11-30 36.7%  
 FT % 1st Half: 4-6 66.7% 2nd half: 9-14 64.3% Game: 13-20 65.0%

Deadball  
Rebounds  
3,1

#### New Mexico 88 • 0-0

			Total	3-Ptr		Rebounds									
##	Player		FG-FGA	FG-FGA	FT-FTA	Off	Def	Tot	PF	TP	A	TO	Blk	Stl	Min
20	LOGWOOD, Sam	f	2-5	0-1	1-3	0	4	4	2	5	4	2	0	0	26
32	WILLIAMS, Tim	f	8-12	0-0	4-10	5	9	14	1	20	2	0	1	1	31
11	AGET, Obij	c	2-3	0-0	3-5	3	4	7	1	7	0	2	2	0	20
03	HUNTER, Jordan	g	2-5	1-2	2-2	0	1	1	2	7	4	2	0	1	17
14	KUIPER, Dane	g	1-4	0-0	0-0	0	0	0	0	2	0	1	1	0	7
01	UGUAK, Aher		1-3	0-1	2-2	1	2	3	1	4	0	0	0	1	14
05	HARRIS, Jalen		2-4	0-0	3-5	0	1	1	2	7	6	2	0	1	20
21	ADAMS, Xavier		2-4	0-1	3-3	1	1	2	5	7	0	3	0	1	14
23	FURSTINGER, Joe		0-0	0-0	2-2	0	3	3	1	2	0	1	0	2	9
24	JEFFERSON, Damien		3-7	1-2	4-8	0	1	1	2	11	0	0	1	2	14
30	CUMBER, Adam		0-0	0-0	0-0	0	0	0	0	0	0	0	0	0	0+
31	MATHIS, Anthony		2-4	1-2	2-2	0	1	1	2	7	1	0	0	1	17
55	MACDOUGALL, Connor		3-3	0-0	3-5	1	3	4	5	9	1	2	0	0	11
Team						1	2	3							
Totals			28-54	3-9	29-47	12	32	44	24	88	18	15	5	10	200

FG % 1st Half: 14-27 51.9% 2nd half: 14-27 51.9% Game: 28-54 51.9%  
 3FG % 1st Half: 0-3 0.0% 2nd half: 3-6 50.0% Game: 3-9 33.3%  
 FT % 1st Half: 8-18 44.4% 2nd half: 21-29 72.4% Game: 29-47 61.7%

Deadball  
Rebounds  
10,2

Officials: Verne Harris, Ronnie Hernandez, Doran Gotschall  
 Technical fouls: Eastern New Mexico-NEAL, CoRnell. New Mexico-None.  
 Attendance: 10283

Score by periods	1st	2nd	Total
Eastern New Mexico	32	34	66
New Mexico	36	52	88

	In	Off	2nd	Fast	
Points	Paint	T/O	Chance	Break	Bench
ENMU	18	14	12	4	35
NM	42	16	13	17	47

Last FG - ENMU 2nd-03:15, NM 2nd-00:44.  
 Largest lead - ENMU by 3 2nd-14:24, NM by 23 2nd-01:23.  
 ENMU led for 03:00. NM led for 33:33. Game was tied for 03:27.

Score tied - 3 times.  
 Lead changed - 6 times.

# Welcome to The Pit, A Mile High and Louder Than...



## WHAT THEY ARE SAYING

"What a terrific atmosphere for college basketball. Great building... Great history... 18,000 screaming fans. It's big time college hoops, baby!"  
- Dick Vitale, ESPN

"I consider the game we played in Albuquerque in 1978 one of the most exciting of my career. The Pit is the toughest place to play because of their tremendous atmosphere."

-Jim Boeheim, Syracuse head coach

"When you go into a place like The Pit, there will be challenge different from a regular road game. The crowd can dictate the tempo and momentum. The Pit crowd forces you to be patient."

-Lute Olsen, former Arizona head coach

"A mile high but 37 feet underground, the Pit in Albuquerque has been the site of many mind-blowing college basketball games, including North Carolina State's upset of Houston in '83 and just about any New Mexico home game. The noise created by fans, which has been measured at 125 decibels -- the pain threshold for the human ear is 130 -- is a palpable force."

-Sports Illustrated

- Voted one of "The Top Five Loudest, Most Intimidating Places to Play" by NCAA.com
- Ranked in the top 20 sporting venues of the 20th century by Sports Illustrated
- USA Today ranked The Pit in its "Ten Great Places to Get Pumped for NCAA Action"
- According to Fox Sports, it's one of the top ten "old school" college basketball arenas in the country

## THE GREATEST GAME EVER PLAYED



WisePies Arena - The Pit was the site of one of the greatest college basketball games ever played. It hosted the 1983 national championship game that saw the NC State Wolfpack upset Hakeem Olajuwon, Clyde Drexler and the Houston Cougars. Coach Jimmy Valvano and the Wolfpack downed the Cougars on a last second put back by Lorenzo Charles. The iconic shot of the late Valvano running onto the court looking for a hug is one of the lasting images in college basketball history.

## ABOUT THE PIT

- Built in 1966 (\$1.4 million)
- Capacity of 15,411 (previously 18,018)
- \$60 million renovation was completed in 2010
- New floor installed before the 2013-14 season
- Seating includes 40 suites and a club area
- Officially named WisePies Arena on Dec. 1, 2014 after \$5 million gift for naming rights by local New Mexico business. It is still referred to as The Pit, its officially-recognized nickname.
- Less than 30 of 345 NCAA Division I basketball programs play in a college-only arena named after a business or organization founded or headquartered in its home state.
- The Lobos have averaged an astounding 15,410 fans in 49 out of 50 years, an amazing 95% of capacity
- Has ranked in the top 25 in attendance nationally every season since the 1966-67 season with 35 seasons in the top ten in the NCAA in attendance
- Led the Mountain West in attendance in 11 of the conference's 16 years of existence
- New Mexico's all-time winning percentage in WisePies Arena - The Pit is over 81 percent.
- The floor is named Bob King Court in honor of the former head coach who led the Lobos from 1963 to 1972.



# The 2016-17 Lobo Men's Basketball Program



# The 2016-17 Lobos



**Aher Uguak**  
6'7" - 206 lbs. - Freshman - Guard/Forward  
Edmonton, Canada (Henry Ainley HS)

## NOTEWORTHY :

- Graduated and played at Henry Ainley HS
- Two-time Provincial Champion
- Rated as one of the best high school players in Western Canada
- Played for Drive Elite's summer team
- Named 2015 Alberta NPH Showcase Camp MVP

## GAME-BY-GAME STATISTICS

Opponent	Date	GS	Min	FG-A	3FG-A	FT-A	O-D-TR	PF	A	TO	B	S	PTS
Idaho State	11-11-16												
Houston Baptist	11-14-16												
New Mexico State	11-18-16												
vs. Virginia Tech	11-24-16												
TBA	11-25-16												
TBA	11-27-16												
Abilene Christian	11-30-16												
at Illinois State	12-03-16												
UTEP	12-07-16												
at New Mexico S.	12-10-16												
Arkansas-Pine Bluff	12-17-16												
at Arizona	12-20-16												
Fresno State*	12-28-16												
at San Diego State*	01-01-17												
at Utah State*	01-04-17												
Nevada*	01-07-17												
UNLV*	01-10-17												
at Colorado State*	01-14-17												
at Boise State*	01-17-17												
Wyoming*	01-21-17												
Utah State*	01-24-17												
at Nevada*	01-28-17												
at UNLV*	02-01-17												
San Jose State*	02-04-17												
at Air Force*	02-08-17												
Boise State*	02-14-17												
at Fresno State*	02-18-17												
Colorado State*	02-21-17												
at Wyoming*	02-25-17												
San Diego State*	03-04-17												

## SEASON HIGHS

Points: N/A  
FG: N/A  
FGA: N/A  
3FG: N/A  
3FGA: N/A  
FT: N/A  
FTA: N/A  
Rebounds: N/A  
Assists: N/A  
Blocks: N/A  
Steals: N/A  
Minutes Played: N/A

## CAREER HIGHS

Points: N/A  
FG: N/A  
FGA: N/A  
3FG: N/A  
3FGA: N/A  
FT: N/A  
FTA: N/A  
Rebounds: N/A  
Assists: N/A  
Blocks: N/A  
Steals: N/A  
Minutes Played: N/A

## MISCELLANEOUS STATISTICS

## CAREER STATISTICS

# The 2016-17 Lobos



**Jordan Hunter**  
5'11" - 180 lbs. - Sophomore - Guard  
Beaumont, Texas (Ozen HS)

## NOTEWORTHY :

- Made first start of any freshman last season against San Jose State
- Scored 10 against Washington State, first freshman to hit double-digit scoring last season
- District Co-MVP as a senior in high school
- Reached the championship game of the 2015 Texas 5A state tournament

## GAME-BY-GAME STATISTICS

Opponent	Date	GS	Min	FG-A	3FG-A	FT-A	O-D-TR	PF	A	TO	B	S	PTS
Idaho State	11-11-16												
Houston Baptist	11-14-16												
New Mexico State	11-18-16												
vs. Virginia Tech	11-24-16												
TBA	11-25-16												
TBA	11-27-16												
Abilene Christian	11-30-16												
at Illinois State	12-03-16												
UTEP	12-07-16												
at New Mexico S.	12-10-16												
Arkansas-Pine Bluff	12-17-16												
at Arizona	12-20-16												
Fresno State*	12-28-16												
at San Diego State*	01-01-17												
at Utah State*	01-04-17												
Nevada*	01-07-17												
UNLV*	01-10-17												
at Colorado State*	01-14-17												
at Boise State*	01-17-17												
Wyoming*	01-21-17												
Utah State*	01-24-17												
at Nevada*	01-28-17												
at UNLV*	02-01-17												
San Jose State*	02-04-17												
at Air Force*	02-08-17												
Boise State*	02-14-17												
at Fresno State*	02-18-17												
Colorado State*	02-21-17												
at Wyoming*	02-25-17												
San Diego State*	03-04-17												

## SEASON HIGHS

Points: N/A  
FG: N/A  
FGA: N/A  
3FG: N/A  
3FGA: N/A  
FT: N/A  
FTA: N/A  
Rebounds: N/A  
Assists: N/A  
Blocks: N/A  
Steals: N/A  
Minutes Played: N/A

## CAREER HIGHS

Points: 10 vs. Washington State (12-25-15)  
FG: 3 vs. Washington State (12-25-15)  
FGA: 5 vs. Washington State (12-25-15)  
3FG: 2, Twice  
3FGA: 3, Three times  
FT: 4 vs. Washington State (12-25-15)  
FTA: 5 vs. Washington State (12-25-15)  
Rebounds: 3, Twice  
Assists: 2, Five times  
Blocks: 1 vs. Northern Iowa (12-12-15)  
Steals: 3 vs. Utah State (1-9-16)  
Minutes Played: 28 vs. Washington State (12-25-15)

## MISCELLANEOUS STATISTICS

### SEASON

Double-Digit Scoring  
Led Team in Blocks  
Led Team in Assists

### CAREER

1  
1  
1

## CAREER STATISTICS

Season	gp-gs	min/avg	Total		3-Point		F-Throws		Rebounds				Scoring					
			fg-fga	pct	fg-fga	pct	ft-fa	pct	off	def	tot	avg	pf	fo	ast	to	blk	stl
2015-16	28-1	253/9.0	23-53	.434	10-24	.417	7-10	.700	3	23	26	0.9	22	0	31	26	1	14
TOTAL	28-1	253/9.0	23-53	.434	10-24	.417	7-10	.700	3	23	26	0.9	22	0	31	26	1	14

# The 2016-17 Lobos

4



**Elijah Brown**  
6'4" - 200 lbs. - RS-Junior - Guard  
Orange County, Calif. (Butler)

## NOTEWORTHY :

- Named MW Preseason Player of the Year
- 2017 Jerry West Award Watch List
- 41 against Fresno State last season is most in WisePies Arena since 2003
- 33 points against San Jose State last season is school record off the bench
- 15-for-15 FT shooting vs. Nevada last year was one short of school record
- Son of former NBA head coach Mike Brown

## GAME-BY-GAME STATISTICS

Opponent	Date	GS	Min	FG-A	3FG-A	FT-A	O-D-TR	PF	A	TO	B	S	PTS
Idaho State	11-11-16												
Houston Baptist	11-14-16												
New Mexico State	11-18-16												
vs. Virginia Tech	11-24-16												
TBA	11-25-16												
TBA	11-27-16												
Abilene Christian	11-30-16												
at Illinois State	12-03-16												
UTEP	12-07-16												
at New Mexico S.	12-10-16												
Arkansas-Pine Bluff	12-17-16												
at Arizona	12-20-16												
Fresno State*	12-28-16												
at San Diego State*	01-01-17												
at Utah State*	01-04-17												
Nevada*	01-07-17												
UNLV*	01-10-17												
at Colorado State*	01-14-17												
at Boise State*	01-17-17												
Wyoming*	01-21-17												
Utah State*	01-24-17												
at Nevada*	01-28-17												
at UNLV*	02-01-17												
San Jose State*	02-04-17												
at Air Force*	02-08-17												
Boise State*	02-14-17												
at Fresno State*	02-18-17												
Colorado State*	02-21-17												
at Wyoming*	02-25-17												
San Diego State*	03-04-17												

## SEASON HIGHS

Points: N/A  
FG: N/A  
FGA: N/A  
3FG: N/A  
3FGA: N/A  
FT: N/A  
FTA: N/A  
Rebounds: N/A  
Assists: N/A  
Blocks: N/A  
Steals: N/A  
Minutes Played: N/A

## CAREER HIGHS

Points: 41 vs. Fresno State (2-27-16)  
FG: 11 vs. Fresno State (2-27-16)  
FGA: 23 vs. Fresno State (2-27-16)  
3FG: 7 at Air Force (2-20-16)  
3FGA: 13 at Air Force (2-20-16)  
FT: 15 vs. Nevada (12-30-15)  
FTA: 15 vs. Nevada (12-30-15)  
Rebounds: 11 vs. Fresno State (2-27-16)  
Assists: 6, Four times  
Blocks: 1, Twice  
Steals: 3 vs. Nevada (12-30-15)  
Minutes Played: 43 at San Diego State (2-6-16)

## MISCELLANEOUS STATISTICS

	SEASON	CAREER
30+ Scoring	6	6
20+ Scoring	18	18
10+ Rebounds	2	2
Double-Doubles	2	2
Double-Digit Scoring	31	31
Led Team in Scoring	22	22
Led Team in Assists	13	13
Led Team in Rebounds	7	7
Led Team in Steals	15	15

## CAREER STATISTICS

Season	gp-gs	min/avg	Total fg-fga pct	3-Point fg-fga pct	F-Throws ft-fta pct	Rebounds off def tot avg	pf	fo	ast	to	blk	stl	Scoring pts avg
2015-16	32-29	1078/33.7	194-453 .428	89-226 .394	217-255 .851	22 154 176 5.5	64	0	100	109	2	35	694 21.7
TOTAL	32-29	1078/33.7	194-453 .428	89-226 .394	217-255 .851	22 154 176 5.5	64	0	100	109	2	35	694 21.7



# The 2016-17 Lobos



**Jalen Harris**  
6'2" - 156 lbs. - Freshman - Guard  
Wilson, N.C. (Word of God Academy)

## NOTEWORTHY :

- Played at same high school as UK standout and NBA star John Wall
- Rated a top-15 recruit in the state of North Carolina
- Leader on Word of God basketball team that was rated in top-40 in N.C.
- Played for John Wall's summer team

## GAME-BY-GAME STATISTICS

Opponent	Date	GS	Min	FG-A	3FG-A	FT-A	O-D-TR	PF	A	TO	B	S	PTS
Idaho State	11-11-16												
Houston Baptist	11-14-16												
New Mexico State	11-18-16												
vs. Virginia Tech	11-24-16												
TBA	11-25-16												
TBA	11-27-16												
Abilene Christian	11-30-16												
at Illinois State	12-03-16												
UTEP	12-07-16												
at New Mexico S.	12-10-16												
Arkansas-Pine Bluff	12-17-16												
at Arizona	12-20-16												
Fresno State*	12-28-16												
at San Diego State*	01-01-17												
at Utah State*	01-04-17												
Nevada*	01-07-17												
UNLV*	01-10-17												
at Colorado State*	01-14-17												
at Boise State*	01-17-17												
Wyoming*	01-21-17												
Utah State*	01-24-17												
at Nevada*	01-28-17												
at UNLV*	02-01-17												
San Jose State*	02-04-17												
at Air Force*	02-08-17												
Boise State*	02-14-17												
at Fresno State*	02-18-17												
Colorado State*	02-21-17												
at Wyoming*	02-25-17												
San Diego State*	03-04-17												

## SEASON HIGHS

Points: N/A  
FG: N/A  
FGA: N/A  
3FG: N/A  
3FGA: N/A  
FT: N/A  
FTA: N/A  
Rebounds: N/A  
Assists: N/A  
Blocks: N/A  
Steals: N/A  
Minutes Played: N/A

## CAREER HIGHS

Points: N/A  
FG: N/A  
FGA: N/A  
3FG: N/A  
3FGA: N/A  
FT: N/A  
FTA: N/A  
Rebounds: N/A  
Assists: N/A  
Blocks: N/A  
Steals: N/A  
Minutes Played: N/A

## MISCELLANEOUS STATISTICS

## CAREER STATISTICS

# The 2016-17 Lobos



**Obij Aget**  
7'1" - 220 lbs. - Senior - Center  
Juba, South Sudan (La Lumiere HS)

## NOTEWORTHY :

- 64 percent shooter last season
- Six games with perfect field goal percentage
- Academic All-MW selection
- From a family of 12 children

## GAME-BY-GAME STATISTICS

Opponent	Date	GS	Min	FG-A	3FG-A	FT-A	O-D-TR	PF	A	TO	B	S	PTS
Idaho State	11-11-16												
Houston Baptist	11-14-16												
New Mexico State	11-18-16												
vs. Virginia Tech	11-24-16												
TBA	11-25-16												
TBA	11-27-16												
Abilene Christian	11-30-16												
at Illinois State	12-03-16												
UTEP	12-07-16												
at New Mexico S.	12-10-16												
Arkansas-Pine Bluff	12-17-16												
at Arizona	12-20-16												
Fresno State*	12-28-16												
at San Diego State*	01-01-17												
at Utah State*	01-04-17												
Nevada*	01-07-17												
UNLV*	01-10-17												
at Colorado State*	01-14-17												
at Boise State*	01-17-17												
Wyoming*	01-21-17												
Utah State*	01-24-17												
at Nevada*	01-28-17												
at UNLV*	02-01-17												
San Jose State*	02-04-17												
at Air Force*	02-08-17												
Boise State*	02-14-17												
at Fresno State*	02-18-17												
Colorado State*	02-21-17												
at Wyoming*	02-25-17												
San Diego State*	03-04-17												

## SEASON HIGHS

Points: N/A  
FG: N/A  
FGA: N/A  
3FG: N/A  
3FGA: N/A  
FT: N/A  
FTA: N/A  
Rebounds: N/A  
Assists: N/A  
Blocks: N/A  
Steals: N/A  
Minutes Played: N/A

## CAREER HIGHS

Points: 14 (3x) Last Time vs. Nevada (12-30-15)  
FG: 7 vs. Nevada (12-30-15)  
FGA: 11 vs. Wyoming (3-7-15)  
3FG: N/A  
3FGA: N/A  
FT: 5 (2x) Last Time vs. Rice (12-19-15)  
FTA: 8 vs. Rice (12-19-15)  
Rebounds: 14 at Nevada (3-5-16)  
Assists: 2 (2x) Last Time vs. Air Force (1-27-16)  
Blocks: 5 vs. Rice (12-19-15)  
Steals: 3 (2x) Last Time vs. Nevada (12-30-15)  
Minutes Played: 42 vs. Wyoming (3-7-15)

## MISCELLANEOUS STATISTICS

### SEASON

Led Team in Scoring  
Double-Digit Scoring  
10+ Rebounds  
Double-Doubles  
Led Team in Rebounding  
Led Team in Blocks  
Led Team in Steals

### CAREER

4  
17  
8  
8  
20  
31  
3

## CAREER STATISTICS

			Total		3-Point		F-Throws		Rebounds											Scoring	
Season	gp-gs	min/avg	fg-fga	pct	fg-fga	pct	ft-fa	pct	off	def	tot	avg	pf	fo	ast	to	blk	stl	pts	avg	
2013-14	28-2	176/6.3	14-26	.538	0-0	.000	7-13	.538	13	24	37	1.3	30	1	2	7	5	1	35	1.3	
2014-15	31-31	765/24.7	81-145	.559	0-0	.000	50-77	.649	60	108	168	5.4	80	4	8	43	42	16	212	6.8	
2015-16	32-32	724/22.6	89-139	.640	0-0	.000	34-48	.708	67	115	182	5.7	98	3	11	44	38	7	212	6.6	
TOTAL	91-65	1665/18.3	184-310	.594	0-0	.000	91-138	.659	140	247	387	4.3	208	8	21	94	85	24	459	5.0	

NEW MEXICO MEN'S BASKETBALL  
WWW.GOLOBOS.COM

# The 2016-17 Lobos

14



**Dane Kuiper**  
6'7" - 200 lbs. - Sophomore - Guard/Forward  
Wasilla, Alaska (Corona del Sol HS (Ariz.))

## NOTEWORTHY :

- Set career-highs of 11 points, four rebounds, four assists and two blocks at San Jose State
- Academic All-MW selection
- Rated as the top player in Arizona for the 2015 recruiting class
- Helped guide Tempe Corona del Sol to a pair of state championships
- One of five NCAA Division I players from the 2014-15 Corona del Sol Aztecs

## GAME-BY-GAME STATISTICS

## SEASON HIGHS

Opponent	Date	GS	Min	FG-A	3FG-A	FT-A	O-D-TR	PF	A	TO	B	S	PTS
Idaho State	11-11-16												
Houston Baptist	11-14-16												
New Mexico State	11-18-16												
vs. Virginia Tech	11-24-16												
TBA	11-25-16												
TBA	11-27-16												
Abilene Christian	11-30-16												
at Illinois State	12-03-16												
UTEP	12-07-16												
at New Mexico S.	12-10-16												
Arkansas-Pine Bluff	12-17-16												
at Arizona	12-20-16												
Fresno State*	12-28-16												
at San Diego State*	01-01-17												
at Utah State*	01-04-17												
Nevada*	01-07-17												
UNLV*	01-10-17												
at Colorado State*	01-14-17												
at Boise State*	01-17-17												
Wyoming*	01-21-17												
Utah State*	01-24-17												
at Nevada*	01-28-17												
at UNLV*	02-01-17												
San Jose State*	02-04-17												
at Air Force*	02-08-17												
Boise State*	02-14-17												
at Fresno State*	02-18-17												
Colorado State*	02-21-17												
at Wyoming*	02-25-17												
San Diego State*	03-04-17												

Points: N/A

FG: N/A

FGA: N/A

3FG: N/A

3FGA: N/A

FT: N/A

FTA: N/A

Rebounds: N/A

Assists: N/A

Blocks: N/A

Steals: N/A

Minutes Played: N/A

## CAREER HIGHS

Points: 11 at San Jose State (1-26-16)

FG: 3 at San Jose State (1-26-16)

FGA: 6 at Air Force (2-20-16)

3FG: 2, Twice

3FGA: 3, Three times

FT: 3 at San Jose State (1-26-16)

FTA: 3 at San Jose State (1-26-16)

Rebounds: 4 at San Jose State (1-26-16)

Assists: 4 at San Jose State (1-26-16)

Blocks: 2, Twice

Steals: 2 vs. Utah State (1-9-16)

Minutes Played: 28 at San Jose State (1-26-16)

## MISCELLANEOUS STATISTICS

### SEASON

Double-Digit Scoring  
Led Team in Assists  
Led Team in Blocks


### CAREER

1  
2  
1

## CAREER STATISTICS

Season	gp-gs	min/avg	Total		3-Point		F-Throws		Rebounds										Scoring	
			fg-fga	pct	fg-fga	pct	ft-fa	pct	off	def	tot	avg	pf	fo	ast	to	blk	stl	pts	avg
2015-16	25-0	207/8.3	12-37	.324	6-18	.333	7-9	.778	3	23	26	1.0	22	1	20	9	8	6	37	1.5
TOTAL	25-0	207/8.3	12-37	.324	6-18	.333	7-9	.778	3	23	26	1.0	22	1	20	9	8	6	37	1.5

# The 2016-17 Lobos



**Sam Logwood**  
6'7" - 210 lbs. - Junior - Guard/Forward  
Indianapolis, Ind. (La Lumiere HS)

## NOTEWORTHY :

- Scored double digits against Loyola-Chicago, NMSU, UNLV and Nevada
- Season-high 16 points in 2016 MW Tournament against Nevada
- Career highs of three blocks, four steals at San Diego State
- Career highs of seven boards, five assists against Wyoming
- Academic All-MW selection in 2015

## GAME-BY-GAME STATISTICS

Opponent	Date	GS	Min	FG-A	3FG-A	FT-A	O-D-TR	PF	A	TO	B	S	PTS
Idaho State	11-11-16												
Houston Baptist	11-14-16												
New Mexico State	11-18-16												
vs. Virginia Tech	11-24-16												
TBA	11-25-16												
TBA	11-27-16												
Abilene Christian	11-30-16												
at Illinois State	12-03-16												
UTEP	12-07-16												
at New Mexico S.	12-10-16												
Arkansas-Pine Bluff	12-17-16												
at Arizona	12-20-16												
Fresno State*	12-28-16												
at San Diego State*	01-01-17												
at Utah State*	01-04-17												
Nevada*	01-07-17												
UNLV*	01-10-17												
at Colorado State*	01-14-17												
at Boise State*	01-17-17												
Wyoming*	01-21-17												
Utah State*	01-24-17												
at Nevada*	01-28-17												
at UNLV*	02-01-17												
San Jose State*	02-04-17												
at Air Force*	02-08-17												
Boise State*	02-14-17												
at Fresno State*	02-18-17												
Colorado State*	02-21-17												
at Wyoming*	02-25-17												
San Diego State*	03-04-17												

## SEASON HIGHS

Points: N/A  
FG: N/A  
FGA: N/A  
3FG: N/A  
3FGA: N/A  
FT: N/A  
FTA: N/A  
Rebounds: N/A  
Assists: N/A  
Blocks: N/A  
Steals: N/A  
Minutes Played: N/A

## CAREER HIGHS

Points: 17 vs. Air Force (1-14-15)  
FG: 6 (2x) Last Time vs. Air Force (3-11-15)  
FGA: 11 (2x) Last Time vs. Nevada (3-10-16)  
3FG: 2 (6x) Last Time vs. Nevada (3-10-16)  
3FGA: 6 vs. Air Force (3-11-15)  
FT: 5 vs. Air Force (1-14-15)  
FTA: 6 vs. Air Force (1-14-15)  
Rebounds: 7 (4x) Last Time at Nevada (3-5-16)  
Assists: 5 vs. Wyoming (1-16-16)  
Blocks: 3 at San Diego State (2-6-16)  
Steals: 4 at San Diego State (2-6-16)  
Minutes Played: 41 at San Diego State (2-6-16)

## MISCELLANEOUS STATISTICS

SEASON	CAREER
Led Team in Scoring	2
Double-Digit Scoring	10
Led Team in Rebounding	2
Led Team in Steals	12
Led Team in Blocks	5
Led Team in Assists	6

## CAREER STATISTICS

Season	gp-gs	min/avg	Total fg-fga pct	3-Point fg-fga pct	F-Throws ft-fta pct	Rebounds off def tot avg	pf fo ast to blk stl	Scoring pts avg
2014-15	28-16	572/20.4	57-145 .393	17-55 .309	40-55 .727	24 52 76 2.7	46 0 31 29 3 9	171 6.1
2015-16	32-32	836/26.1	75-171 .439	17-43 .395	35-60 .583	37 93 130 4.1	78 2 58 49 14 24	202 6.3
TOTAL	60-48	1408/23.5	132-316 .418	34-98 .347	75-115 .652	61 145 206 3.4	124 2 89 78 17 33	373 6.2



# The 2016-17 Lobos



**Xavier Adams**  
6'4" - 205 lbs. - Junior - Guard  
Flower Mound, Texas (Edward S. Marcus HS)

## NOTEWORTHY :

- Team's leading scorer off the bench last season
- Had a career-high 14 points against Nevada and Air Force
- At least 20 minutes played in four of last six games
- Made first start last season against Wyoming
- Rated among top 15 players in the state of Texas as a high school senior

## GAME-BY-GAME STATISTICS

Opponent	Date	GS	Min	FG-A	3FG-A	FT-A	O-D-TR	PF	A	TO	B	S	PTS
Idaho State	11-11-16												
Houston Baptist	11-14-16												
New Mexico State	11-18-16												
vs. Virginia Tech	11-24-16												
TBA	11-25-16												
TBA	11-27-16												
Abilene Christian	11-30-16												
at Illinois State	12-03-16												
UTEP	12-07-16												
at New Mexico S.	12-10-16												
Arkansas-Pine Bluff	12-17-16												
at Arizona	12-20-16												
Fresno State*	12-28-16												
at San Diego State*	01-01-17												
at Utah State*	01-04-17												
Nevada*	01-07-17												
UNLV*	01-10-17												
at Colorado State*	01-14-17												
at Boise State*	01-17-17												
Wyoming*	01-21-17												
Utah State*	01-24-17												
at Nevada*	01-28-17												
at UNLV*	02-01-17												
San Jose State*	02-04-17												
at Air Force*	02-08-17												
Boise State*	02-14-17												
at Fresno State*	02-18-17												
Colorado State*	02-21-17												
at Wyoming*	02-25-17												
San Diego State*	03-04-17												

## SEASON HIGHS

Points: N/A  
FG: N/A  
FGA: N/A  
3FG: N/A  
3FGA: N/A  
FT: N/A  
FTA: N/A  
Rebounds: N/A  
Assists: N/A  
Blocks: N/A  
Steals: N/A  
Minutes Played: N/A

## CAREER HIGHS

Points: 14 (2x) Last Time vs. Air Force (1-27-16)  
FG: 5 (3x) Last Time vs. Air Force (1-27-16)  
FGA: 8 (3x) Last Time vs. Wyoming (1-16-16)  
3FG: 2 vs. Fresno State (12-31-14)  
3FGA: 4 vs. ULM (12-13-14)  
FT: 6 vs. Nevada (12-30-15)  
FTA: 8 (2x) Last Time vs. San Jose State (2-13-16)  
Rebounds: 7 (2x) Last Time at Nevada (3-5-16)  
Assists: 3 (3x) Last Time vs. Air Force (1-27-16)  
Blocks: 2 (2x) Last Time at UNLV (1-12-16)  
Steals: 3 at New Mexico State (12-20-14)  
Minutes Played: 27 at Grand Canyon (12-23-14)

## MISCELLANEOUS STATISTICS

### SEASON

Double-Digit Scoring  
Led Team in Steals  
Led Team in Blocks  
Led Team in Assists

### CAREER

3  
7  
6  
1

## CAREER STATISTICS

			Total		3-Point		F-Throws		Rebounds										Scoring	
Season	gp-gs	min/avg	fg-fga	pct	fg-fga	pct	ft-fta	pct	off	def	tot	avg	pf	fo	ast	to	blk	stl	pts	avg
2014-15	30-11	357/11.9	35-78	.449	9-31	.290	19-38	.500	20	37	57	1.9	40	1	18	24	9	9	98	3.3
2015-16	32-3	446/13.9	50-102	.490	4-24	.167	42-63	.667	33	49	82	2.6	88	1	32	34	8	16	146	4.6
TOTAL	62-14	803/13.0	85-180	.472	13-55	.236	61-101	.604	53	86	139	2.2	128	2	50	58	17	25	244	3.9

NEW MEXICO MEN'S BASKETBALL  
WWW.GOLOBOS.COM

# The 2016-17 Lobos



**Holt Shelley**  
6-9 - 221 lbs. - Freshman - Forward  
Cliff, N.M. (Cliff HS)

## NOTEWORTHY :

- One of two walk-ons from the state of New Mexico
- Part of three New Mexico State Basketball Championships ('13,'14,'15)
- Two-time Class A Player of the Year, two-time First Team All-State
- 2016 New Mexico Preps No. 1 recruit
- Played for the Danny Granger Hurricanes summer team

## GAME-BY-GAME STATISTICS

Opponent	Date	GS	Min	FG-A	3FG-A	FT-A	O-D-TR	PF	A	TO	B	S	PTS
Idaho State	11-11-16												
Houston Baptist	11-14-16												
New Mexico State	11-18-16												
vs. Virginia Tech	11-24-16												
TBA	11-25-16												
TBA	11-27-16												
Abilene Christian	11-30-16												
at Illinois State	12-03-16												
UTEP	12-07-16												
at New Mexico S.	12-10-16												
Arkansas-Pine Bluff	12-17-16												
at Arizona	12-20-16												
Fresno State*	12-28-16												
at San Diego State*	01-01-17												
at Utah State*	01-04-17												
Nevada*	01-07-17												
UNLV*	01-10-17												
at Colorado State*	01-14-17												
at Boise State*	01-17-17												
Wyoming*	01-21-17												
Utah State*	01-24-17												
at Nevada*	01-28-17												
at UNLV*	02-01-17												
San Jose State*	02-04-17												
at Air Force*	02-08-17												
Boise State*	02-14-17												
at Fresno State*	02-18-17												
Colorado State*	02-21-17												
at Wyoming*	02-25-17												
San Diego State*	03-04-17												

## SEASON HIGHS

Points: N/A  
FG: N/A  
FGA: N/A  
3FG: N/A  
3FGA: N/A  
FT: N/A  
FTA: N/A  
Rebounds: N/A  
Assists: N/A  
Blocks: N/A  
Steals: N/A  
Minutes Played: N/A

## CAREER HIGHS

Points: N/A  
FG: N/A  
FGA: N/A  
3FG: N/A  
3FGA: N/A  
FT: N/A  
FTA: N/A  
Rebounds: N/A  
Assists: N/A  
Blocks: N/A  
Steals: N/A  
Minutes Played: N/A

## MISCELLANEOUS STATISTICS

## CAREER STATISTICS

# The 2016-17 Lobos



**Joe Furstinger**  
6'9" - 210 lbs. - Junior - Forward  
Rancho Santa Margarita, Calif. (Santa Margarita HS)

## NOTEWORTHY :

- Four blocks, two steals and season-high seven rebounds against San Jose State last season
- Led Lobos in assists against UNLV last season
- Led all UNM bigs in assists by a wide margin last season
- Played at the same high school as the Warrior's Klay Thompson

## GAME-BY-GAME STATISTICS

Opponent	Date	GS	Min	FG-A	3FG-A	FT-A	O-D-TR	PF	A	TO	B	S	PTS
Idaho State	11-11-16												
Houston Baptist	11-14-16												
New Mexico State	11-18-16												
vs. Virginia Tech	11-24-16												
TBA	11-25-16												
TBA	11-27-16												
Abilene Christian	11-30-16												
at Illinois State	12-03-16												
UTEP	12-07-16												
at New Mexico S.	12-10-16												
Arkansas-Pine Bluff	12-17-16												
at Arizona	12-20-16												
Fresno State*	12-28-16												
at San Diego State*	01-01-17												
at Utah State*	01-04-17												
Nevada*	01-07-17												
UNLV*	01-10-17												
at Colorado State*	01-14-17												
at Boise State*	01-17-17												
Wyoming*	01-21-17												
Utah State*	01-24-17												
at Nevada*	01-28-17												
at UNLV*	02-01-17												
San Jose State*	02-04-17												
at Air Force*	02-08-17												
Boise State*	02-14-17												
at Fresno State*	02-18-17												
Colorado State*	02-21-17												
at Wyoming*	02-25-17												
San Diego State*	03-04-17												

## SEASON HIGHS

Points: N/A  
FG: N/A  
FGA: N/A  
3FG: N/A  
3FGA: N/A  
FT: N/A  
FTA: N/A  
Rebounds: N/A  
Assists: N/A  
Blocks: N/A  
Steals: N/A  
Minutes Played: N/A

## CAREER HIGHS

Points: 6 (2x) Last Time vs. Fresno State (12-31-14)  
FG: 2 (9x) Last Time vs. Northern Iowa (12-12-15)  
FGA: 6 (2x) Last Time at San Jose State (1-23-16)  
3FG: 1 vs. New Mexico State (12-3-14)  
3FGA: 2 at Valparaiso (12-6-14)  
FT: 4 at New Mexico State (12-20-14)  
FTA: 5 vs. Idaho State (11-14-14)  
Rebounds: 8 at Grand Canyon (12-23-14)  
Assists: 3 (4x) Last Time at UNLV (1-12-16)  
Blocks: 4 at San Jose State (1-23-16)  
Steals: 2 (3x) Last Time at San Jose State (1-23-16)  
Minutes Played: 26 at Grand Canyon (12-23-14)

## MISCELLANEOUS STATISTICS

	SEASON	CAREER
Led Team in Rebounding		1
Led Team in Assists		1
Led Team in Blocks		8
Led Team in Steals		4

## CAREER STATISTICS

Season	gp-gs	min/avg	Total fg-fga pct	3-Point fg-fga pct	F-Throws ft-fga pct	Rebounds off def tot avg	pf fo ast to blk stl	Scoring pts avg
2014-15	29-0	360/12.4	24-67 .358	1-10 .100	20-35 .571	20 37 57 2.0	53 1 22 16 15 4	69 2.4
2015-16	29-0	334/11.5	14-43 .326	0-1 .000	18-29 .621	15 41 56 1.9	55 0 13 16 19 15	46 1.6
TOTAL	58-0	694/12.0	38-110 .345	1-11 .091	38-64 .594	35 78 113 1.9	108 1 35 32 34 19	115 2.0

NEW MEXICO MEN'S BASKETBALL  
WWW.GOLOBOS.COM

# The 2016-17 Lobos



**Damien Jefferson**  
 6'5" -190 lbs. - Freshman - Guard/Forward  
 East Chicago, Ill. (East Chicago Central HS)

## NOTEWORTHY :

- Led Lobos in first exhibition with 16 points
- Led high school team to sectional championship as a senior
- Finished with 31 points and 10 rebounds in sectional championship
- Rated top 150 player in his class nationally by Rivals.com
- Father Everette "Highway" Jefferson played at UNM from 1979-80

## GAME-BY-GAME STATISTICS

Opponent	Date	GS	Min	FG-A	3FG-A	FT-A	O-D-TR	PF	A	TO	B	S	PTS
Idaho State	11-11-16												
Houston Baptist	11-14-16												
New Mexico State	11-18-16												
vs. Virginia Tech	11-24-16												
TBA	11-25-16												
TBA	11-27-16												
Abilene Christian	11-30-16												
at Illinois State	12-03-16												
UTEP	12-07-16												
at New Mexico S.	12-10-16												
Arkansas-Pine Bluff	12-17-16												
at Arizona	12-20-16												
Fresno State*	12-28-16												
at San Diego State*	01-01-17												
at Utah State*	01-04-17												
Nevada*	01-07-17												
UNLV*	01-10-17												
at Colorado State*	01-14-17												
at Boise State*	01-17-17												
Wyoming*	01-21-17												
Utah State*	01-24-17												
at Nevada*	01-28-17												
at UNLV*	02-01-17												
San Jose State*	02-04-17												
at Air Force*	02-08-17												
Boise State*	02-14-17												
at Fresno State*	02-18-17												
Colorado State*	02-21-17												
at Wyoming*	02-25-17												
San Diego State*	03-04-17												

## SEASON HIGHS

Points: N/A  
 FG: N/A  
 FGA: N/A  
 3FG: N/A  
 3FGA: N/A  
 FT: N/A  
 FTA: N/A  
 Rebounds: N/A  
 Assists: N/A  
 Blocks: N/A  
 Steals: N/A  
 Minutes Played: N/A

## CAREER HIGHS

Points: N/A  
 FG: N/A  
 FGA: N/A  
 3FG: N/A  
 3FGA: N/A  
 FT: N/A  
 FTA: N/A  
 Rebounds: N/A  
 Assists: N/A  
 Blocks: N/A  
 Steals: N/A  
 Minutes Played: N/A

## MISCELLANEOUS STATISTICS

## CAREER STATISTICS



# The 2016-17 Lobos



**Adam Cumber**  
6'2" - 185 lbs. - RS-Sophomore - Guard  
Albuquerque, N.M. (Sandia HS)

## NOTEWORTHY :

- Took first shot attempt last season against Air Force
- Had decorated prep career at Sandia High School
- 5A Second Team All-State selection for the Matadors as a senior
- Led the state of New Mexico in assists as a senior
- One of two walk-ons from state of New Mexico

## GAME-BY-GAME STATISTICS

Opponent	Date	GS	Min	FG-A	3FG-A	FT-A	O-D-TR	PF	A	TO	B	S	PTS
Idaho State	11-11-16												
Houston Baptist	11-14-16												
New Mexico State	11-18-16												
vs. Virginia Tech	11-24-16												
TBA	11-25-16												
TBA	11-27-16												
Abilene Christian	11-30-16												
at Illinois State	12-03-16												
UTEP	12-07-16												
at New Mexico S.	12-10-16												
Arkansas-Pine Bluff	12-17-16												
at Arizona	12-20-16												
Fresno State*	12-28-16												
at San Diego State*	01-01-17												
at Utah State*	01-04-17												
Nevada*	01-07-17												
UNLV*	01-10-17												
at Colorado State*	01-14-17												
at Boise State*	01-17-17												
Wyoming*	01-21-17												
Utah State*	01-24-17												
at Nevada*	01-28-17												
at UNLV*	02-01-17												
San Jose State*	02-04-17												
at Air Force*	02-08-17												
Boise State*	02-14-17												
at Fresno State*	02-18-17												
Colorado State*	02-21-17												
at Wyoming*	02-25-17												
San Diego State*	03-04-17												

## SEASON HIGHS

Points: N/A  
FG: N/A  
FGA: N/A  
3FG: N/A  
3FGA: N/A  
FT: N/A  
FTA: N/A  
Rebounds: N/A  
Assists: N/A  
Blocks: N/A  
Steals: N/A  
Minutes Played: N/A

## CAREER HIGHS

Points:  
FG:  
FGA: 1 vs. Air Force (1-27-16)  
3FG:  
3FGA: 1 vs. Air Force (1-27-16)  
FT:  
FTA:  
Rebounds:  
Assists:  
Blocks:  
Steals:  
Minutes Played: 1, Twice

## MISCELLANEOUS STATISTICS

## CAREER STATISTICS

Season	gp-gs	min/avg	Total		3-Point		F-Throws		Rebounds				Scoring					
			fg-fga	pct	fg-fga	pct	ft-fta	pct	off	def	tot	avg	pts	avg	pts	avg	pts	avg
2015-16	2-0	2/1.0	0-1	.000	0-1	.000	0-0	.000	0	0	0	0.0	0	0.0	0	0.0	0	0.0
TOTAL	2-0	2/1.0	0-1	.000	0-1	.000	0-0	.000	0	0	0	0.0	0	0.0	0	0.0	0	0.0

# The 2016-17 Lobos



**Anthony Mathis**  
6'3" - 170 lbs. - Sophomore - Guard  
West Linn, Ore. (West Linn HS)

## NOTEWORTHY :

- Scored 16 points in 15 minutes, both career bests, against Air Force last season
- Part of back-to-back-to-back 6A Oregon state championships
- 6A Second Team All-State as a senior
- First Team All-State selection as a junior

## GAME-BY-GAME STATISTICS

Opponent	Date	GS	Min	FG-A	3FG-A	FT-A	O-D-TR	PF	A	TO	B	S	PTS
Idaho State	11-11-16												
Houston Baptist	11-14-16												
New Mexico State	11-18-16												
vs. Virginia Tech	11-24-16												
TBA	11-25-16												
TBA	11-27-16												
Abilene Christian	11-30-16												
at Illinois State	12-03-16												
UTEP	12-07-16												
at New Mexico S.	12-10-16												
Arkansas-Pine Bluff	12-17-16												
at Arizona	12-20-16												
Fresno State*	12-28-16												
at San Diego State*	01-01-17												
at Utah State*	01-04-17												
Nevada*	01-07-17												
UNLV*	01-10-17												
at Colorado State*	01-14-17												
at Boise State*	01-17-17												
Wyoming*	01-21-17												
Utah State*	01-24-17												
at Nevada*	01-28-17												
at UNLV*	02-01-17												
San Jose State*	02-04-17												
at Air Force*	02-08-17												
Boise State*	02-14-17												
at Fresno State*	02-18-17												
Colorado State*	02-21-17												
at Wyoming*	02-25-17												
San Diego State*	03-04-17												

## SEASON HIGHS

Points: N/A  
FG: N/A  
FGA: N/A  
3FG: N/A  
3FGA: N/A  
FT: N/A  
FTA: N/A  
Rebounds: N/A  
Assists: N/A  
Blocks: N/A  
Steals: N/A  
Minutes Played: N/A

## CAREER HIGHS

Points: 16 vs. Air Force (1-27-16)  
FG: 4 vs. Air Force (1-27-16)  
FGA: 7 vs. Nicholls State (11-25-15)  
3FG: 3 vs. Air Force (1-27-16)  
3FGA: 4 vs. Air Force (1-27-16)  
FT: 5 vs. Air Force (1-27-16)  
FTA: 5 vs. Air Force (1-27-16)  
Rebounds: 2, Twice  
Assists: 2 vs. Texas Southern (11-13-15)  
Blocks:  
Steals: 1, Seven times  
Minutes Played: 15 vs. Air Force (1-27-16)

## MISCELLANEOUS STATISTICS

### SEASON

Double Digit Scoring  
Led Team in Steals

### CAREER

1  
2

## CAREER STATISTICS

Season	gp-gs		min/avg		Total		3-Point		F-Throws		Rebounds				Scoring			
					fg-fga	pct	fg-fga	pct	ft-fga	pct	off	def	tot	avg	pts	pts	avg	
2015-16	25-0	164/6.6	17-44	.386	12-34	.353	11-12	.917	2	11	13	0.5	25	0	9	12	0	7
TOTAL	25-0	164/6.6	17-44	.386	12-34	.353	11-12	.917	2	11	13	0.5	25	0	9	12	0	7

# The 2016-17 Lobos



**Tim Williams**  
6'8" - 240 lbs. - RS-Senior - Forward  
Flossmoor, Ill. (Samford)

## NOTEWORTHY:

- Led Lobos with 20 pts, 14 reb in second exhibition against ENMU
- Named to Preseason All-Mountain West Team
- 1,557 career points scored between UNM and Samford
- Led the Mountain West at 60.4% shooting last season
- All-Southern Conference First Team in 2013-14 at Samford

## GAME-BY-GAME STATISTICS

Opponent	Date	GS	Min	FG-A	3FG-A	FT-A	O-D-TR	PF	A	TO	B	S	PTS	Points: N/A
Idaho State	11-11-16													FG: N/A
Houston Baptist	11-14-16													FGA: N/A
New Mexico State	11-18-16													3FG: N/A
vs. Virginia Tech	11-24-16													3FGA: N/A
TBA	11-25-16													FT: N/A
TBA	11-27-16													FTA: N/A
Abilene Christian	11-30-16													Rebounds: N/A
at Illinois State	12-03-16													Assists: N/A
UTEP	12-07-16													Blocks: N/A
at New Mexico S.	12-10-16													Steals: N/A
Arkansas-Pine Bluff	12-17-16													Minutes Played: N/A
at Arizona	12-20-16													
Fresno State*	12-28-16													
at San Diego State*	01-01-17													
at Utah State*	01-04-17													
Nevada*	01-07-17													
UNLV*	01-10-17													
at Colorado State*	01-14-17													
at Boise State*	01-17-17													
Wyoming*	01-21-17													
Utah State*	01-24-17													
at Nevada*	01-28-17													
at UNLV*	02-01-17													
San Jose State*	02-04-17													
at Air Force*	02-08-17													
Boise State*	02-14-17													
at Fresno State*	02-18-17													
Colorado State*	02-21-17													
at Wyoming*	02-25-17													
San Diego State*	03-04-17													

## SEASON HIGHS

## CAREER HIGHS

Points: 29 vs. UNLV (2-2-16)  
FG: 12 at USC (11-21-15)  
FGA: 21 at USC (11-21-15)  
3FG:  
3FGA:  
FT: 10 vs. Boise State (2-17-16)  
FTA: 13 vs. Boise State (2-17-16)  
Rebounds: 15 at USC (11-21-15)  
Assists: 4 vs. Loyola-Chicago (11-18-15)  
Blocks: 4 vs. Boise State (2-17-16)  
Steals: 2, Three times  
Minutes Played: 43 at San Diego State (2-6-16)

## MISCELLANEOUS STATISTICS

	SEASON	CAREER
20+ Points		10
Double-Digit Scoring		29
10+ Rebounds		6
Double-Doubles		6
Led Team in Blocks		16
Led Team in Scoring		8
Led Team in Rebounds		18
Led Team in Assists		1
Led Team in Steals		4

## CAREER STATISTICS

Season	gp-gs	min/avg	Total fg-fga pct	3-Point fg-fga pct	F-Throws ft-fta pct	Rebounds off def tot avg	pf fo ast to blk stl	Scoring pts avg
2015-16	32-32	1078/33.7	215-356 .604	0-0 .000	109-163 .669	65 172 237 7.4	67 1 33 48 39 19	539 16.8
TOTAL	32-32	1078/33.7	215-356 .604	0-0 .000	109-163 .669	65 172 237 7.4	67 1 33 48 39 19	539 16.8

# The 2016-17 Lobos



**Connor MacDougall**  
6'9" - 235 lbs. - RS-Sophomore - Forward  
Tempe, Ariz. (South Mountain CC)

## NOTEWORTHY :

- NJCAA All-American at South Mountain CC
- Helped South Mountain finish eighth among 16 teams at NJCAA National Tournament
- Played six games for Arizona State in 2014-15
- Ranked by Fox Sports Next as the 12th best center in 2014 recruiting class

## GAME-BY-GAME STATISTICS

Opponent	Date	GS	Min	FG-A	3FG-A	FT-A	O-D-TR	PF	A	TO	B	S	PTS
Idaho State	11-11-16												
Houston Baptist	11-14-16												
New Mexico State	11-18-16												
vs. Virginia Tech	11-24-16												
TBA	11-25-16												
TBA	11-27-16												
Abilene Christian	11-30-16												
at Illinois State	12-03-16												
UTEP	12-07-16												
at New Mexico S.	12-10-16												
Arkansas-Pine Bluff	12-17-16												
at Arizona	12-20-16												
Fresno State*	12-28-16												
at San Diego State*	01-01-17												
at Utah State*	01-04-17												
Nevada*	01-07-17												
UNLV*	01-10-17												
at Colorado State*	01-14-17												
at Boise State*	01-17-17												
Wyoming*	01-21-17												
Utah State*	01-24-17												
at Nevada*	01-28-17												
at UNLV*	02-01-17												
San Jose State*	02-04-17												
at Air Force*	02-08-17												
Boise State*	02-14-17												
at Fresno State*	02-18-17												
Colorado State*	02-21-17												
at Wyoming*	02-25-17												
San Diego State*	03-04-17												

## SEASON HIGHS

Points: N/A  
FG: N/A  
FGA: N/A  
3FG: N/A  
3FGA: N/A  
FT: N/A  
FTA: N/A  
Rebounds: N/A  
Assists: N/A  
Blocks: N/A  
Steals: N/A  
Minutes Played: N/A

## CAREER HIGHS

Points: N/A  
FG: N/A  
FGA: N/A  
3FG: N/A  
3FGA: N/A  
FT: N/A  
FTA: N/A  
Rebounds: N/A  
Assists: N/A  
Blocks: N/A  
Steals: N/A  
Minutes Played: N/A

## MISCELLANEOUS STATISTICS

## CAREER STATISTICS