



WYOMING

2016-17 COWBOY BASKETBALL



Twitter: @wyo_mbb / @wyoathletics
Facebook: Facebook.com/wyombb
Website: GoWYO.com

Media Contact: Nick Seeman, Assistant Director of Media Relations
Phone: (307) 766-5516 or (612) 741-0550
Email: nseeman@uwyo.edu

Game Information

Game #20: Wyoming at New Mexico
Saturday, Jan. 21 | 6:00 p.m. MT
Albuquerque, N.M. | WisePies Arena
Television: CBSSN
Play-by-Play: Rich Waltz
Color: Danny Granger
Radio: Cowboy Sports Network
Flagship: KFBC 1240 AM
Play-by-Play: Dave Walsh
Color: Kevin McKinney
Live Audio/Stats: GoWYO.com

Schedule/Results

Date	Opponent (TV)	Time (MT)
11/3	Chadron State (Exh.) !	W, 75-50
11/11	Western State	W, 88-49
11/14	at Montana	W, 73-72
11/19	South Dakota State	W, 77-67
11/22	at Pacific	L, 65-73
11/25	at California	L, 61-71
11/30	Denver	W, 82-70
12/3	Northern Iowa ^ (Campus Insiders)	W, 81-73
12/5	Colo. Christian	W, 67-60
12/10	Montana	W, 85-83
Continental Tire Las Vegas Classic		
12/17	Cornell #	W, 97-78
12/19	Troy #	W, 72-66
12/22	DePaul # (FS1)	W, 72-58
12/23	No. 23 USC (FS1)	L, 92-94 OT
12/28	Air Force *	W, 84-72
12/31	at UNLV *	L, 75-81
1/4	at Fresno State *	L, 70-85
1/11	Utah State * (ROOT)	W, 95-87
1/14	Nevada * (ESPN3)	L, 74-89
1/18	at San Jose State *	W, 80-70
1/21	at New Mexico * (CBSSN)	6 p.m.
1/25	UNLV * (Campus Insiders)	7 p.m.
1/28	Boise State * (ROOT)	4 p.m.
1/31	at San Diego State * (CBSSN)	9 p.m.
2/4	at Air Force *	2 p.m.
2/8	Fresno State *	7 p.m.
2/11	at Utah State *	7 p.m.
2/14	Colorado State * (ROOT)	7 p.m.
2/18	at Boise State * (ROOT)	4 p.m.
2/25	New Mexico * (ESPN3)	4 p.m.
2/28	at Colorado State * (ROOT)	8 p.m.
3/4	San Jose State *	2 p.m.
Mountain West Championship		
3/8	First Round (MVN) \$	TBA
3/9	Quarterfinals (CBSSN) \$	TBA
3/10	Semifinals (CBSSN) \$	TBA
3/11	Championship (CBS) \$	TBA

Bold indicates home games
* Indicates Mountain West games
Continental Tire Las Vegas Classic - Final two rounds of the will be played at Orleans in Las Vegas, Nev.
\$ Played at Thomas & Mack Center in Las Vegas
^ MW/MVC Challenge
! Game played in Torrington, Wyo.

Wyoming Cowboys (Record: 13-6 Overall, 3-3 Mountain West)

Probable Starters	Pos.	Ht.	Wt.	Cl.	Hometown	PPG	RPG	APG
3 Alexander Aka Gorski	G	6-5	215	Jr.	Lund, Sweden	9.7	2.5	2.3
5 Alan Herndon	F	6-9	223	Jr.	Colorado Springs, Colo.	10.3	6.1	2.0*
11 Jeremy Lieberman	G	6-1	172	Jr.	Malibu, Calif.	3.4	1.9	1.9
23 Jason McManamen	G	6-5	197	Sr.	Torrington, Wyo.	12.7	3.7	2.6
33 Jordan Naughton	F	6-10	235	So.	Rancho Cucamonga, Calif.	5.5	3.7	0.5*
Reserves	Pos.	Ht.	Wt.	Cl.	Hometown	PPG	RPG	APG
0 Nyaires Redding	G	6-2	168	Jr.	Cleveland, Ohio	N/A		
1 Justin James	G	6-7	187	So.	Port Saint Lucie, Fla.	15.0	4.8	1.7
2 Andrew Moemeka	F	6-8	217	RFr.	Lake City, Fla.	1.4	2.7	0.5*
10 Cody Kelley	G	5-11	186	RFr.	Gillette, Wyo.	3.4	1.5	1.7
13 Sam Averbuck	G	6-4	189	RFr.	Santa Rosa, Calif.	1.0	0.5	1.0
14 Austin Mueller	F	6-6	208	Fr.	Highlands Ranch, Colo.	N/A		
15 Brodricks Jones	F	6-10	205	So.	Los Angeles, Calif.	N/A		
20 Hayden Dalton	F	6-8	186	Jr.	Parker, Colo.	12.8	8.3	2.9
21 Jonathan Barnes	F	6-10	246	Jr.	Parker, Colo.	1.3	1.3	0.5*
24 Louis Adams	G	6-4	194	Jr.	Chicago, Ill.	6.9	2.5	1.0
25 Morris Marshall	G	6-4	190	Sr.	White Springs, Fla.	1.9	1.3	0.3

* Indicates blocked shot average

Head Coach: Allen Edwards (Kentucky '02)
UW Record: 13-6 (.684), First Year
Overall Record: 13-6 (.684), First Year
Assistant Coaches: Jeremy Shyatt (Clemson '03)
Tony Pujol (Sterling '89)
Jermaine Kimbrough (Virginia Tech '01)



vs. New Mexico Lobos (Record: 11-8 Overall, 4-3 Mountain West)

Probable Starters	Pos.	Ht.	Wt.	Cl.	Hometown	PPG	RPG	APG
4 Elijah Brown	G	6-4	200	RJr.	Orange County, Calif.	17.4	4.5	2.9
5 Jalen Harris	G	6-2	156	Fr.	Wilson, N.C.	4.9	1.7	2.5
11 Obij Aget	C	7-1	220	Sr.	Juba, South Sudan	5.5	3.0	1.1*
14 Dane Kuiper	G	6-7	200	So.	Wasilla, Alaska	6.9	2.3	1.4
32 Tim Williams	F	6-8	240	RSr.	Flossmoor, Ill.	18.4	6.9	1.4
Reserves	Pos.	Ht.	Wt.	Cl.	Hometown	PPG	RPG	APG
1 Aher Uguak	G	6-7	206	Fr.	Edmonton, Canada	1.3	0.8	0.5
3 Jordan Hunter	G	5-11	180	So.	Beaumont, Texas	5.2	2.2	2.5
20 Sam Logwood	G	6-7	210	Jr.	Indianapolis, Ind.	6.7	2.9	1.4
21 Xavier Adams	G	6-4	205	Jr.	Flower Mound, Texas	3.9	2.3	0.2
22 Holt Shelley	F	6-9	221	Fr.	Cliff, N.M.	N/A		
23 Joe Furstinger	F	6-9	215	Jr.	Rancho Santa Margarita, Calif.	3.7	3.2	0.5
24 Damien Jefferson	G	6-5	190	Fr.	East Chicago, Ind.	5.4	1.9	1.0
30 Adam Cumber	G	6-2	185	RSO.	Albuquerque, N.M.	0.0	0.0	0.0
31 Anthony Mathis	G	6-3	170	So.	West Linn, Ore.	1.6	0.9	1.0
55 Connor MacDougall	F	6-9	235	RSO.	Tempe, Ariz.	3.9	2.1	0.1

* Indicates blocked shot average

Head Coach: Craig Neal (Georgia Tech '88)
New Mexico Record: 70-46 (.603), Fourth Year
Career Record: Same
Associate Head Coach: Chris Harriman (Augusta State '03)
Assistant Coaches: Alan Huss (Creighton '02)
Terrence Rencher (Texas '07)



Team Stat Comparison

	PPG	OPPG	FG%	OFG%	3FG%	O3FG%	FT%	RPG	APG	TOPG	SPG	BPG
Wyoming	78.4	73.6	.422	.394	.317	.297	.747	39.8	14.9	13.9	5.8	4.8
New Mexico	76.5	73.6	.476	.435	.332	.382	.757	33.8	14.0	13.5	6.7	3.4

2016-17 WYOMING GAME NOTES

Wyoming Quick Facts

Location:	Laramie, Wyo.
Enrollment:	13,992
President:	Dr. Laurie Nichols
Athletics Director:	Tom Burman
School Colors:	Brown & Gold
16-17 Record:	13-6 (.684)
16-17 MW Record:	3-3 (.500)
Current W/L:	Lost 1
Starters R/L:	4/1
Letterwinners R/L:	9/2
Head Coach:	Allen Edwards
Alma Mater:	Kentucky '02
UW Record:	13-6 (.684), 1st Year
Overall Record:	Same
15-16 Record:	14-18 (.419)
15-16 MW Record:	7-11 (.389), T-8th
15-16 Postseason:	None

New Mexico Quick Facts

Location:	Albuquerque, N.M.
Enrollment:	28,500
School Colors:	Cherry and Silver
16-17 Record:	11-8 (.579)
16-17 MW Record:	4-3 (.571)
Current W/L:	W2
Starters R/L:	4/1
Letterwinners R/L:	9/2
Head Coach:	Craig Neal
Alma Mater:	Georgia Tech '88
UNM Record:	70-46 (.603), 4th Year
Overall Record:	Same
15-16 Record:	17-15
15-16 MW Record:	10-8, T-4th in MW
15-16 Postseason:	None

New Mexico Series Breakdown

Series History vs. New Mexico

Overall Series: Wyoming trails 66-67
 Series Began: Dec. 19, 1950
 Wyoming Record at Home: 39-24
 Wyoming Record on the Road: 24-41
 Wyoming Record on Neutral Sites: 3-2
 UW Head Coach Allen Edwards vs.: 0-0
 Longest UW Win Streak: 10, 1950-55
 Longest UNM Win Streak: 8, 2011-14
 Largest UW Margin of Victory: 40, 101-61 in 1958
 Largest UNM Margin of Victory: 45, 100-55 in 2008
 Most Points Scored by UW: 103 in 2003
 Most Points Scored by UNM: 106 in 1989
 Last Meeting: Jan. 16, 2016, UW won 70-68 in Albuquerque.

Meetings in MW Era

Date	Score	Site	Date	Score	Site
01/13/00	W 88-83	H	02/09/08	L 55-100	A
02/14/00	W 99-93	A	02/03/09	L 57-86	A
01/29/01	W 82-78	A	03/07/09	L 73-74	H
02/26/01	W 81-61	H	03/12/09	W 75-67	N
01/26/02	W 79-67	H	01/16/10	L 68-70	H
02/25/02	L 65-74	A	02/17/10	L 61-83	A
01/18/03W	85-81(ot)	H	01/08/11	W 67-66	H
02/15/03	W 103-91	A	02/09/11	L 57-68	A
01/12/04	W 82-77	H	01/14/12	L 62-72	H
02/09/04	L 75-87	A	02/11/12	L 38-48	A
01/08/05	L 89-75	A	01/30/13	L 59-63	H
02/07/05	W 81-71	H	03/02/13	L 42-53	A
01/14/06	W 77-70	H	03/13/13	L 46-59	N
02/15/06	L 47-45	A	01/08/14L	69-72 (ot)	H
01/30/07	L 83-91	A	02/05/14L	61-66 (ot)	A
03/03/07	W 76-67	H	01/24/15W	63-62 (ot)	H
01/05/08L	92-99(2ot)		03/07/15	L 49-52 (ot)	A
			01/16/16	W 70-68	A

Pokes Make Trek to New Mexico to Take on Lobos

The Cowboys look for their second-straight win over New Mexico at "The Pit" on Saturday. UW has not won back-to-back games at "The Pit" since the 2000 and 2001 seasons. The 6 p.m. start time will mark the Pokes' first game on CBS Sports Network.

Rich Waltz will provide play-by-play with former NBA All-Star Danny Granger providing the color commentary. The game will be broadcast live on radio over the 25 affiliate stations of the Cowboy Sports Network. Fans can follow live stats and listen the contest on GoWyo.com.

A Look at the Matchup

The Cowboys (13-6, 3-3 MW) are coming off their first road win in MW play downing San Jose State 80-70 on Wednesday in San Jose, Calif. The Pokes are one of the best rebounding teams in the nation. UW leads the MW in total rebounds per game at 39.4, which ranks No. 31 in the nation. The Pokes rank fourth in NCAA in defensive rebounds at 30.5 per game. The Pokes defense is holding opponents to 39.4 percent from the field for second in the MW and No. 26 in the nation. UW also holds the opposition to only 29.7 percent from behind the three point line ranking second in the conference and No. 18 in the country. Offensively, UW is shooting 42 percent from the field and 32 percent from the three point line. The Cowboys rank second in the MW and No. 44 in the nation in free throw percentage at 74.7 percent.

The Lobos (11-8, 4-3 MW) head into Saturday's game as winners of back-to-back road contests. New Mexico is second in the league in field goal percentage at 48 percent. The Lobos also lead the league in free throw percentage at 76 percent. Defensively, opponents are shooting 44 percent from the field against UNM and 38 percent from behind the arc, ranking 11th in the MW. The Lobos are grabbing 33.8 rebounds per game ranking 11th in the MW conference.

Each Team's Leaders

The Cowboys are led in scoring by sophomore guard Justin James. He averages 15.0 points per game on the season. James also adds 4.8 rebounds and leads the team with 18 steals. Junior forward Hayden Dalton is pouring in 12.8 points per game and leads the team and ranks fourth in the MW in rebounding at 8.3 per game. He ranks second in the league and No. 53 in the nation in free throw percentage at 85.9. Senior guard Jason McManamen adds 12.7 points per game. He ranks third in the MW in three pointers made with 44 on the season. Junior forward Alan Herndon adds 10.3 points per game and ranks third in the league and No. 46 in the nation in blocks per game at 1.95. Junior guard Alexander Aka Gorski leads the Cowboys in scoring in MW play, averaging 14.5 points per game.

The Lobos have two of the top offensive threats in the MW. Forward Tim Williams adds 18.4 points per game ranking second in the league. He also adds 6.9 rebounds per game to rank seventh in the league. Williams ranks second in the league in field goal percentage. Guard Elijah Brown pours in 17.4 points per game for fifth in the league. He is 10th in the league in assists at 2.9 per game. Center Obij Aget is sixth in the league in blocks with 1.1 per game.

About the Series

The Cowboys trail the all-time series against New Mexico 66-67. The Pokes hold a 24-41 record in Albuquerque. Four of the last five meetings between the teams have been decided in overtime.

Up Next

The Cowboys return home to take on UNLV on Wednesday for a 7 p.m. tip inside the Arena-Auditorium in a game that can be seen on Campus Insiders.

2016-17 WYOMING GAME NOTES

2016-17 Mountain West Standings As of Jan. 19, 2017

Team (AP/Coaches)	Conference					Overall					Streak
	W-L	Pct.	H	A		W-L	Pct.	H	A	N	
Nevada (RV/RV)	5-1	.833	3-0	2-1		16-3	.842	8-0	4-2	4-1	W4
Boise State	4-2	.667	2-1	2-1		11-6	.647	7-1	3-4	1-1	L2
New Mexico	4-3	.571	1-2	3-1		11-8	.579	7-2	3-4	1-2	W2
Fresno State	4-3	.571	4-0	0-3		12-7	.632	9-1	3-6	0-0	W2
Wyoming	3-3	.500	2-1	1-2		13-6	.684	10-1	2-4	1-1	W1
San Diego State	3-3	.500	2-1	1-2		11-7	.611	6-2	1-5	4-0	W3
Colorado State	3-3	.500	2-1	1-2		11-8	.579	9-4	2-4	0-0	L2
San Jose State	2-4	.333	1-2	1-2		9-8	.529	6-4	3-4	0-0	L1
Air Force	2-4	.333	2-1	0-3		9-10	.474	9-3	0-5	0-2	L2
UNLV	2-4	.333	1-2	1-2		9-10	.474	7-6	2-4	0-0	L1
Utah State	2-4	.333	2-1	0-3		8-9	.471	6-3	2-3	0-3	L2

MW Scoreboard

Tuesday, January 17
San Diego State 64, UNLV 51
New Mexico 81, Boise State 70

Wednesday, January 18
Wyoming 80, San Jose State 70
Nevada 83, Air Force 76
Fresno State 78, Colorado State 57

MW Schedule

Saturday, January 21
Boise State at San Jose State, 3 p.m. MT
Air Force at UNLV, 4 p.m. MT
Fresno State at Nevada, 4 p.m. MT
Wyoming at New Mexico, 6 p.m. MT
Colorado State at Utah State, 7 p.m. MT

2016-17 Statistical Rankings

Team	Category	Stat	MW	NCAA
Scoring	Offense	78.4	2nd	74th
	Defense	73.6	8th	223rd
	Margin	+4.8	4th	124th
	Field Goal %	42.2	10th	279th
	Field Goal % Defense	39.4	2nd	26th
	3 Point %	31.7	11th	294th
	3 Point Makes/Game	8.8	2nd	60th
	3 Point % Defense	29.7	2nd	18th
	Free Throw %	74.7	2nd	44th
	Offense Rbds/Game	9.37	8th	268th
Rebounding	Defense Rbds/Game	30.47	1st	4th
	Margin	+0.2	11th	204th
	Blocks/Game	4.8	3rd	55th
	Assists/Game	14.9	4th	104th
	Assist/Turnover Ratio	1.07	5th	150th
	Steals/Game	5.8	8th	222nd
	Turnover/Game	13.9	11th	229th
	Turnover Margin	-0.3	7th	203rd
	Total Rebounds Per Gm.	39.84	1st	31st

Jason McManamen

Category	Stat	MW	NCAA
Minutes Per Game	34:09	4th	99th
Three Pointers Made	44	3rd	120th

Alan Herndon

Category	Stat	MW	NCAA
Total Blocks	39	3rd	37th
Blocks Per Game	1.95	3rd	46th

Hayden Dalton

Category	Stat	MW	NCAA
Total Rebounds	158	3rd	55th
Free Throws Made	85	3rd	52nd
Double -Doubles	6	4th	56th
Defensive Rebounds	6.74	3rd	34th
Free Throw Percentage	85.9	2nd	53rd

Last Game: Wyoming 80 , San Jose State 70 (Game 19) Jan. 18, 2016 | San Jose, Calif. | Event Center



Official Basketball Box Score -- Game Totals -- Final Statistics
Wyoming Cowboys vs San Jose State
1/18/17 7:00 PM at San Jose, Calif. (The Event Center)



Wyoming Cowboys 80 • 13-6, 3-3 MW

#	Player	Pos	Total			3-Ptr			Rebounds			PF	TP	A	TO	Blk	Stl	Min
			FG	FGA	Pct	FT	FTA	Pct	Off	Def	Tot							
05	Herndon, Alan	f	2-7	0-1	2-3	2	4	6	2	6	0	1	1	1	33			
33	NAUGHTON, Jordan	f	7-9	0-0	1-2	2	3	5	3	15	0	0	1	0	20			
03	AKA GORSKI, Alexander	g	1-5	0-3	2-5	0	3	3	0	4	4	1	0	1	28			
11	LIEBERMAN, Jeremy	g	4-9	1-5	0-0	0	0	0	2	9	0	1	0	2	28			
23	MCNAMEN, Jason	g	3-10	1-5	3-4	0	4	4	3	10	1	1	0	1	35			
01	JAMES, Justin	g	3-10	0-1	4-5	1	3	4	3	10	3	4	0	1	18			
02	MOEMEKA, Andrew	g	2-2	0-0	0-0	3	2	5	1	4	0	1	0	1	7			
10	KELLEY, Cody	g	0-1	0-0	0-0	0	0	0	1	0	1	1	0	1	6			
20	DALTON, Hayden	g	2-4	0-1	2-2	1	5	6	0	6	1	0	2	0	9			
24	ADAMS, Louis	g	6-8	1-2	1-2	0	1	1	1	14	0	1	0	0	13			
25	MARSHALL, Morris	g	1-2	0-0	0-0	1	0	1	1	2	0	0	0	0	3			
Team						5	1	6										
Totals			31-67	3-18	15-23	15	26	41	17	80	10	11	4	8	200			

FG % 1st Half: 20-41 48.8% 2nd half: 11-26 42.3% Game: 31-67 46.3%
3FG % 1st Half: 2-11 18.2% 2nd half: 1-7 14.3% Game: 3-18 16.7%
FT % 1st Half: 8-12 66.7% 2nd half: 7-11 63.6% Game: 15-23 65.2%

Deadball Rebounds 2,3

San Jose State 70 • 9-8, 2-4 MW

#	Player	Pos	Total			3-Ptr			Rebounds			PF	TP	A	TO	Blk	Stl	Min
			FG	FGA	Pct	FT	FTA	Pct	Off	Def	Tot							
15	CLARKE, Brandon	f	8-15	0-0	3-7	5	8	13	3	19	1	4	1	2	31			
32	WELAGE, Ryan	f	6-15	1-8	1-2	2	4	6	0	14	1	0	1	0	34			
33	SCHWARTZ, Cody	f	2-2	2-2	0-0	0	1	1	2	6	1	0	1	0	24			
02	WILLIAMS, JR. GARY	g	4-9	0-1	0-0	1	3	4	1	8	3	0	0	0	14			
21	JAMES, Jalen	g	1-6	0-3	0-1	0	1	1	0	2	2	3	0	0	19			
00	BROWN, Terrell	g	0-0	0-0	0-0	0	0	0	0	0	2	0	0	0	3			
04	MITCHELL, Brandon	g	1-5	0-1	0-0	1	0	1	3	2	0	0	1	1	7			
10	NICHOLS, Isaiah	g	3-3	0-0	3-4	0	0	0	3	9	1	2	0	0	17			
11	BOYCE, E.J.	g	2-5	1-4	3-3	0	3	3	2	8	2	1	0	1	32			
20	THORNTON, Isaac	g	0-0	0-0	0-0	0	3	3	4	0	2	5	0	2	12			
25	HILLSMAN, Jaycee	g	1-2	0-0	0-0	0	0	0	1	2	0	0	0	0	7			
Team						0	3	3										
Totals			28-62	4-19	10-17	9	26	35	19	70	13	17	4	6	200			

FG % 1st Half: 12-31 38.7% 2nd half: 16-31 51.6% Game: 28-62 45.2%
3FG % 1st Half: 2-8 25.0% 2nd half: 2-11 18.2% Game: 4-19 21.1%
FT % 1st Half: 5-8 62.5% 2nd half: 5-9 55.6% Game: 10-17 58.8%

Deadball Rebounds 3,1

Officials: John Higgins, Steve Olson, Randy Heimerman
Technical fouls: Wyoming Cowboys-None, San Jose State-None.
Attendance: 1468

Score by periods	1st	2nd	Total
Wyoming Cowboys	50	30	80
San Jose State	31	39	70

Last FG - WY 2nd-06:58, SJ 2nd-01:14.
Largest lead - WY by 21 1st-00:34, SJ by 2 1st-19:49.
WY led for 37:36, SJ led for 00:49, Game was tied for 01:35.

Points	In	Off	2nd	Fast	Bench
WY 48	Paint	T/O	Chance	Break	36
SJ 28	13	9	21	6	21

Score tied - 3 times.
Lead changed - 1 time.

Last Recap: Cowboys Dominate Paint in 80-70 Road Win at San Jose State

The Cowboys (13-6, 3-3 MW) scored a season-high 48 points in the paint on their way to a 80-70 win over San Jose State (9-8, 2-4 MW) in the Event Center in San Jose, Calif. on Wednesday evening. Sophomore forward Jordan Naughton led the Pokes with 15 points on the night.

"Any win on the road is great for our basketball team," UW head coach Allen Edwards said. "Just for the growth of our ball club we had to learn how to win on the road to move forward. We focused on defending and ball movement in the first half and found a way to overcome not having that success in the second half."

Naughton did his damage in the paint, as the California native recorded five dunks on the night for UW. He also added five rebounds and went 7-of-9 from the field. Junior guard Louis Adams was solid off the bench with 14 points. He was 6-of-8 from the field.

The Pokes had four players in double-figures, as it marked the 10th time this season UW has had four or more players in double figures. Senior guard Jason McManamen added 10 points for UW and moved to a tie for fifth in career three pointers at UW with his 168th career triple. Sophomore guard Justin James also added 10 points. Junior guard Jeremy Lieberman added nine points and was dominate defensively against the SJSU guards. Junior forwards Alan Herndon and Hayden Dalton led the Pokes with six rebounds apiece.

Wyoming shot 46 percent (31-of-67) from the field on the night with the Spartans going 28-of-62 for 45 percent. The Cowboys dominated the boards on the night grabbing 41 in the contest to the Spartans 35. The solid night on the glass led the Cowboys to a season-best 21 second chance points.

2016-17 WYOMING GAME NOTES

2016-17 RPIForecast.com Tracker

Date	Team	RPI	
11/11	Western State	N/A	W, 88-49
11/14	at Montana	145	W, 73-72
11/19	South Dakota State	196	W, 77-67
11/22	at Pacific	167	L, 65-73
11/25	at California	56	L, 61-71
11/30	Denver	271	W, 82-70
12/3	Northern Iowa	94	W, 81-73
12/5	Colo. Christian	N/A	W, 67-60
12/10	Montana	214	W, 85-83
12/17	Cornell	276	W, 97-78
12/19	Troy	209	W, 72-66
12/22	Depaul	202	W, 72-58
12/23	USC	29	L, 92-94
12/28	Air Force	202	W, 84-72
12/31	at UNLV	209	L, 75-81
1/4	at Fresno State	136	L, 70-85
1/11	Utah State	135	W, 95-87
1/14	Nevada	35	L, 74-89
1/18	at San Jose State	183	W, 80-70
1/21	at New Mexico	81	
1/25	UNLV	147	
1/28	Boise State	101	
1/31	at San Diego State	41	
2/4	at Air Force	226	
2/8	Fresno State	66	
2/11	at Utah State	151	
2/14	Colorado State	181	
2/18	at Boise State	101	
2/25	New Mexico	141	
2/28	at Colorado State	181	

Interview Policies

Interviews, either in person or via telephone, with members of UW's coaching staff and student-athletes must be coordinated through Assistant Media Relations Director Nick Seeman at least one day in advance.

Home and/or cell phone numbers will not be provided to the media, by the coaches, student-athletes, or the athletic department. Media are asked not to request an individual's personal contact information, including e-mail and cell number, but rather to contact Nick.

Notes

Owning The Paint: The Cowboys scored a season-best 48 points in the paint in a win over San Jose State on Wednesday. The Cowboys scored 32 points in the paint in the opening frame. The 48 points in the paint are the most in a game since UW recorded 48 points in the paint against Providence on Nov. 24, 2010.

Second Chances: The Cowboys grabbed 41 rebounds on Wednesday against San Jose State including 15 offense boards. Dominating the glass helped the Pokes record a season-best 21 second chance points against the Spartans.

Naughton Has A Day: Junior forward Jordan Naughton was impressive for the Pokes on Wednesday against San Jose State. He recorded 15 points, a career-high in a MW contest. He hammered home five dunks in the contest going 7-for-9 from the field. He shooting 62 percent from the field on the season going 43-of-69.

Sweet Lou Adams: Junior guard Louis Adams recorded 14 points against San Jose State. It was his highest scoring total in a MW game for his career. He recorded two 5-0 runs by himself twice in the game to help lead the Pokes to their first road win in MW play.

First Half: The Cowboys have gotten off to great starts in the first half this season. Through 19 games, the Pokes are outscoring the opposition 735-646 in the opening frame. In MW contests, the Cowboys are outscoring opponents 252-218. The Pokes have scored 50 points in the opening half twice in MW with 50 against San Jose State and 57 against Utah State.

Matching Last Season: The Cowboys can match last season's win total with one more win. The Cowboys won 14 games a season ago and currently have won 13 this season under first year head coach Allen Edwards.

Crashing The Boards: The Pokes have found success on the glass this season. UW leads the MW in rebounding at 39.8 per game. The Pokes have been great on the defensive boards. UW ranks fourth in the nation in addition to leading the MW in defense rebounds at 30.1 per game.

Alexander the Great: Junior guard Alexander Aka Gorski has been great in Mountain West play. He is averaging 14.5 points per game and is shooting 48 percent from the field. He is hitting 2.8 triples per game in MW play and hit a career-high six against Utah State. He also tallied a career-best 38 minutes of action against the Aggies. He tied a career-high with 20 points against Nevada on Saturday.

Wyoming Native All-Time Leading Scorers: Senior Jason McManamen is moving up an impressive list of Wyoming natives to wear the Brown and Gold. He is currently tied in the Wyoming native all-time scoring list after 10 points against San Jose State on Wednesday.

1. Marcus Bailey (Cheyenne) – 1,356 points (2000-03)
2. Stan Dodds (Green River) – 1,333 points (1967-70)
3. Dick Sherman (Cheyenne) – 1,123 points (1963-66)
4. Kenny Sailors (Laramie) – 1,021 points (1941-43, 46)
5. Terry Eckhardt (Worland) – 990 points (1956-58)
6. George "Moe" Radovich (Thermopolis) – 971 points (1950-52)
7. Adam Waddell (Cody) – 874 points (2009-12)
8. Gregg Sawyer (Burns) – 848 points (1995-98)

Jason McManamen (Torrington) – 848 points (2013-Pres.)

Freebies: Junior forward Hayden Dalton has been solid at the line this season. He ranks second in the conference and 56th in the nation in free throw percentage at 86 percent. He has been great in MW play ranking third in the league going 30-of-33 for 91 percent. He went 9-of-10 from the line against Nevada.

Sharing is Caring: Senior guard Jason McManamen has been sharing the basketball during MW play. He ranks sixth in the MW in assists during conference play averaging 3.5 assists per game. He is fourth in the MW during conference games in assist to turnover ratio at 2.3.

Check Out the Balance: The Pokes had four players in double-figures against San Jose State on Wednesday. This season UW has had four or more players in double-figures in 10 games this season.

Solid From the Line: The Cowboys sank 27-of-34 free throws against Nevada last Saturday. Both made and attempted free throws are season-high marks. Dalton went 9-of-10 from the line with Alan Herndon went 6-of-8.

2016-17 WYOMING GAME NOTES

Record Watch and Notes

Single Season

Three-Point Field Goals Made

1. Sean Ogirri	2008-09	109
2. Josh Adams	2015-16	96
3. Jason McManamen	2015-16	92
4. Luke Martinez	2011-12	81
5. Derrious Gilmore	2012-13	79
6. Fennis Dembo	1986-87	78
7. Maurice Alexander	1990-91	69
Reggie Fox	1988-89	69
9. Riley Grabau	2013-14	68
LaDrell Whitehead	1995-96	68

Three-Point Field Goals Attempted

1. Sean Ogirri	2008-09	258
2. Josh Adams	2015-16	254
3. Luke Martinez	2011-12	242
4. Derrious Gilmore	2012-13	215
5. Jason McManamen	2015-16	209
6. LaDrell Whitehead	1995-96	193
7. Reggie Fox	1988-89	184
8. Maurice Alexander	1990-91	183
9. Fennis Dembo	1987-88	177
10. Steve Leven	2005-06	176

Team

Three-Point Field Goals Made

1.	307	2015-16	(31 games)
2.	224	2012-13	(34 games)
3.	222	1999-00	(31 games)
4.	211	2008-09	(33 games)
5.	209	2014-15	(35 games)
6.	197	2011-12	(33 games)
7.	189	2013-14	(33 games)
8.	188	1998-99	(28 games)
9.	175	2007-08	(30 games)
	175	1990-91	(32 games)

Three-Point Field Goals Attempted

1.	829	2015-16	(31 games)
2.	695	2012-13	(34 games)
3.	642	2014-15	(35 games)
4.	635	1999-00	(31 games)
5.	602	2011-12	(33 games)
6.	598	1998-99	(28 games)
7.	586	2008-09	(33 games)
8.	556	1995-96	(29 games)
9.	551	2007-08	(30 games)
10.	549	2010-11	(31 games)

Career

Three-Point Field Goals Made

1.	Brandon Ewing	2006-09	193
2.	Josh Adams	2013-16	189
3.	Riley Grabau	2012-15	171
4.	Jay Straight	2002-05	169
5.	LaDrell Whitehead	1995-97	168
	Jason McManamen	2012-16	168
7.	Reggie Fox	1987-89	165
8.	Fennis Dembo	1985-88	143
9.	Bradley Mann	1997-00	136
10.	Jeron Roberts	1995-98	132

Three-Point Field Goals Attempted

1.	Brandon Ewing	2006-09	594
2.	Josh Adams	2013-16	572
3.	Jay Straight	2002-05	502
4.	Riley Grabau	2012-15	465
5.	LaDrell Whitehead	1995-97	459
6.	Jason McManamen	2012-16	442
7.	Jeron Roberts	1995-98	416
8.	Reggie Fox	1987-89	405
9.	Brett McFall	1998-01	377
10.	Bradley Mann	1997-00	375

Triple Threat: The Pokes hit 12 three pointers in the first half against Utah State. It was the most three pointers in a first half in the MW era of Cowboy basketball. The Cowboys have hit double-digit three pointers in a half four times in the past two seasons. UW hit 10 threes in each half against Utah State at home last season and added 10 three pointers in the second half against UNI earlier this season.

Kelley Shines: Redshirt freshman guard Cody Kelley tied a career-high with 10 points against Utah State in his first career start. He also added a career-high six assists in the contest with five coming in the first half of play and three coming in the opening minutes of the game.

Did You Know?: The 95 points against Utah State was the most in a MW game since scoring 103 at New Mexico in 2003. It was the most points in a MW home contest since scoring 95 points against CSU in 2002. The Cowboys are second in the MW in scoring this season at 78.3 points per game.

UW Natives Make History: Wyoming natives Jason McManamen and Cody Kelly started for UW against Utah State. It was the first time two Wyoming natives have been in the starting lineup since Adam Waddell and Rob Watsabaugh started against TCU on Feb. 28, 2012.

Balanced Attack: The Cowboys saw five players score in double figures against Utah State. It marked the third time this season UW has had five players in double figures. The Pokes also did it against Air Force on Dec. 28 and against Montana on Dec. 10.

Double-Double No Trouble: Junior forward Alan Herndon notched his first double-double of the season and second of his career with 15 points and 10 rebounds against Utah State. He has recorded both of his double-doubles against Utah State in the teams last two meetings. He also tied a career-high with four blocks. The Pokes have eight double-doubles this season with six from Dalton and one from Naughton to go with Herndon's.

Getting Defensive: The Cowboys have done a great job defending from the field this season. Opponents are only allowing the opposition to shoot 39 percent from the field. That number ranks second in the Mountain West and ranks No. 26 in the nation. The Cowboys have held opponents to under 40 percent from the field nine times this season. DePaul was held to 28 percent from the field for the lowest opponent shooting percentage. The field goal percentage defense by the Pokes this season is the best UW percentage in the MW era of Cowboy basketball.

Almost Free: The Cowboys have been solid from the free throw line this season. Wyoming is shooting 75 percent from the line going 364-of-487. That percentage is second in the MW and is No. 35 in the nation. If the season were to end today, it would be the best free throw percentage for UW in the MW era of Cowboy basketball.

Cowboy Cavalry: The Pokes bench has been great this season adding an average of 34.8 points per game. The Pokes bench has added over 40 points in seven of the last 12 games with 45 points against Denver and 41 against Northern Iowa and 40 against Montana and 40 against Troy, 45 against DePaul and 44 vs. USC. The Cavalry had 42 against Air Force. The 45 bench points was the most since UW scored 50 against San Diego State in 2010.

HD Rebound Machine: Junior forward Hayden Dalton has been on a tear on the boards in recent weeks. He grabbed a career-high 18 against No. 23 USC. It was the most since Adam Waddell grabbed 22 against Utah on Jan. 10, 2010. He currently ranks third in the MW and No. 55 in the nation in total rebounds at 155. He also ranks fourth in the league and No. 56 in the country in double-doubles with six on the year. He had 14 points and 13 rebounds against Fresno State for his last double-double.

McManamen Named Senior Class Award Candidate: Senior guard Jason McManamen was named a candidate for the Senior Class Award announced late Thursday. Sixty NCAA men's and women's basketball student-athletes who excel both on and off the court were selected as candidates for the 2016-17 Senior CLASS Award in collegiate basketball. To be eligible for the award, a student-athlete must be classified as an NCAA Division I senior and have notable achievements in four areas of excellence: community, classroom, character and competition. A native of Torrington, Wyo., McManamen joins Utah State forward Jalen Moore as the only Mountain West Conference men's basketball players named to the list of candidates.

2016-17 WYOMING GAME NOTES

The "Dome of Doom" Enters 35th Full Season

The 2016-17 season marked the 35th full season that the Arena-Auditorium (capacity: 11,445) was home to Wyoming basketball. Whether you call it the Arena-Auditorium, the Double A or "The Dome of Doom," Wyoming fans have created an atmosphere that has helped Wyoming win **74.5 percent** of its home games.

Wyoming's record in the Arena-Auditorium:

Overall AA Record:	391-135 (.745)
Conference Record in AA:	178-98 (.647)
Nonconference Record in AA:	216-37 (.854)

Wyoming's MW-era record in the Arena-Auditorium (16 seasons):

Overall Record in AA Since Joining MW:	207-73 (.742)
MW Record in AA:	80-54 (.602)
Nonconference Record in AA:	127-19 (.870)

Wins on National Television Since 1995-96:

Jan. 9, 2016	59-57 Win over UNLV on CBS Sports Network
Feb. 11, 2014	68-62 Win over SDSU on ESPN
Feb. 21, 2005	69-65 Win over SDSU on ESPN Big Monday
Jan. 17, 2005	83-71 Win over BYU on ESPN Big Monday
March 3, 2003	69-66 Win over UNLV on ESPN Big Monday
Feb. 28, 2000	88-61 Win over Utah on ESPN Big Monday
Feb. 27, 1999	79-76 Win over UNLV on ESPN
Jan. 4, 1997	89-61 Win over BYU on ESPN2
Feb. 12, 1996	80-76 Win over Utah on ESPN Big Monday
Jan. 13, 1996	61-58 Win over New Mexico on ESPN2

Wins Over Top-25 Ranked Teams Since 1995-96:

Feb. 11, 2014	68-62 Win over No. 5 ranked San Diego State
Jan. 19, 2013	58-45 Win over No. 15 ranked San Diego State
Dec. 1, 2012	76-69 Win over No. 19 ranked Colorado
Feb. 4, 2011	68-66 Win over No. 11 ranked UNLV
Feb. 28, 2000	88-61 Win over No. 24 ranked Utah
Jan. 14, 1999	96-93 Win over No. 20 ranked TCU
Feb. 12, 1998	62-56 Win over No. 5 ranked Utah
Jan. 10, 1998	58-55 Win over No. 10 ranked New Mexico
Feb. 12, 1996	80-76 Win over No. 7 ranked Utah
Jan. 13, 1996	61-58 Win over No. 25 ranked New Mexico



Wins Over Nationally-Prominent Coaches Since 1995-96

Feb. 11, 2014	68-62 Win over San Diego State's Steve Fisher
Jan. 19, 2013	58-45 Win over San Diego State's Steve Fisher
Jan. 8, 2011	67-66 Win over New Mexico's Steve Alford
Feb. 18, 2009	77-68 Win over UNLV's Lon Kruger
Jan. 10, 2007	86-76 (OT) Win over UNLV's Lon Kruger
March 2, 2002	57-56 Win over Utah's Rick Majerus
Feb. 28, 2000	88-61 Win over Utah's Rick Majerus
Feb. 12, 1998	62-56 Win over Utah's Rick Majerus
Feb. 12, 1996	80-76 Win over Utah's Rick Majerus
Jan. 19, 1995	63-56 Win over Utah's Rick Majerus
Feb. 5, 1994	60-55 Win over Utah's Rick Majerus
Jan. 19, 2013	58-45 Win over San Diego State's Steve Fisher
Jan. 9, 2010	85-83 Win over San Diego State's Steve Fisher
Jan. 14, 2009	83-79 Win over San Diego State's Steve Fisher
Feb. 17, 2007	80-71 Win over San Diego State's Steve Fisher
Feb. 21, 2005	69-65 Win over San Diego State's Steve Fisher
Jan. 26, 2004	79-71 Win over San Diego State's Steve Fisher
Feb. 3, 2001	101-66 Win over San Diego State's Steve Fisher
Jan. 29, 2000	93-87 Win over San Diego State's Steve Fisher
Dec. 19, 2002	77-63 Win over South Carolina's Dave Odom
Jan. 14, 1999	96-93 Win over TCU's Billy Tubbs
Jan. 8, 1998	65-46 Win over UTEP's Don Haskins
Jan. 15, 1996	72-68 Win over UTEP's Don Haskins
Jan. 25, 1997	87-74 Win over Fresno State's Jerry Tarkanian
Jan. 27, 1996	96-81 Win over Fresno State's Jerry Tarkanian

Wyoming's Home Record in Arena-Auditorium

(The Arena-Auditorium opened for the last game of the 1981-82 season when Wyoming defeated Air Force 59-29 on Feb. 20, 1982)

Season	Overall Home Records	Conference Home Records	Conference Tournament Records	NIT Records	CBI Records
2016-17	10-1 (.910)	2-1 (.667)			
2015-16	10-6 (.625)	5-4 (.555)			
2014-15	17-2 (.894)	7-2 (.778)			
2013-14	14-4 (.778)	6-3 (.667)			
2012-13	13-6 (.684)	3-5 (.375)			1-1 (.500)
2011-12	16-3 (.842)	4-3 (.571)			1-0 (1.000)
2010-11	10-7 (.588)	3-5 (.375)			
2009-10	9-9 (.500)	3-5 (.375)			
2008-09	12-4 (.800)	5-3 (.625)			0-1 (.000)
2007-08	8-6 (.571)	3-5 (.375)			
2006-07	12-2 (.857)	6-2 (.750)			
2005-06	9-8 (.529)	3-5 (.375)			
2004-05	11-3 (.786)	5-2 (.714)			
2003-04	10-5 (.667)	4-3 (.571)			
2002-03	12-3 (.800)	4-3 (.571)		1-0 (1.000)	
2001-02	13-1 (.929)	6-1 (.857)			
2000-01	11-2 (.846)	6-1 (.857)		0-1 (.000)	
1999-00	12-1 (.923)	6-1 (.857)			
1998-99	12-2 (.857)	6-1 (.857)		1-0 (1.000)	
1997-98	13-2 (.867)	6-1 (.857)		0-1 (.000)	
1996-97	8-3 (.727)	6-2 (.750)			
1995-96	10-4 (.714)	7-2 (.778)			
1994-95	9-5 (.643)	6-3 (.667)			
1993-94	8-5 (.615)	5-4 (.556)			
1992-93	9-4 (.692)	5-4 (.556)			
1991-92	9-4 (.692)	5-3 (.625)			
1990-91	13-5 (.722)	4-4 (.500)	1-1 (.500)	1-0 (1.000)	
1989-90	9-5 (.643)	4-4 (.500)			
1988-89	10-6 (.625)	3-5 (.375)			
1987-88	13-1 (.929)	7-1 (.875)			
1986-87	11-3 (.786)	6-2 (.750)			
1985-86	16-3 (.842)	7-1 (.875)	2-1 (.667)	3-0 (1.000)	
1984-85	12-4 (.750)	5-3 (.625)			
1983-84	11-3 (.786)	6-2 (.750)	1-0 (1.000)		
1982-83	10-3 (.769)	6-2 (.750)			
1981-82	2-0 (1.000)	2-0 (1.000)			
Totals	391-135 (.745)	178-98 (.647)	4-2 (.667)	6-2 (.750)	2-2 (.500)

2016-17 WYOMING GAME NOTES

Head Coach Allen Edwards



Allen Edwards was introduced as the 21st head coach of the Cowboy basketball program by University of Wyoming Athletics Director Tom Burman on March 21, 2016. He had previously served as an assistant under former UW head coach Larry Shyatt the previous five seasons. With 12 appearances in postseason tournaments and 14 conference championships, Edwards has created success during his playing career at Kentucky and as an assistant the past 14 seasons.

"An institution is fortunate when it has the opportunity to hire its next head coach from within a successful program," Burman said at the time of Edwards' hiring. "Larry Shyatt's Cowboy basketball

legacy has allowed us to do that. We are thrilled to place its future in the hands of Allen Edwards. His basketball pedigree is undeniable, including two national championships with one of the game's most storied programs, Kentucky. He has coached with, and played under some of the game's finest coaches. During his five years here, his impact on our program has been significant, while earning the respect of our players. We believe Wyoming basketball has an extremely bright future."

"This opportunity to lead the Wyoming Cowboys is a blessing I'm truly thankful for," Edwards said. "I'd like to thank Larry Shyatt for bringing me to Laramie and allowing me to grow and develop as a professional with his help. My gratitude to Tom Burman, as well, for the faith that I can continue the tradition of success in the game of basketball and the game of life that Larry has established for this program."

Since joining the program in 2011, Edwards has helped the Pokes compile an overall record of 98-69. He added to his extensive postseason experience with the Cowboys qualifying for the CBI from 2012-14 and the NCAA Championships in 2015. That 2014-15 season included winning the Mountain West tournament title to secure the Pokes' first appearance in the NCAA tournament since 2002. During his time in Laramie, the Cowboys have claimed six wins over top-25 opponents, including one against a top-five foe, and six players have earned 15 all-conference honors, including a MW Player of the Year and two MW Defensive Players of the Year. He helped coach Larry Nance Jr., who was picked 27th overall in the first round of last year's NBA draft by the Los Angeles Lakers. Edwards also took the reins for one game on Jan. 22, 2014, to lead Wyoming to a come-from-behind 66-59 win at Air Force when Shyatt was ill.

"I want to congratulate coach Shyatt on the outstanding job he did at Wyoming," Nance said. "He took a 10-win program to nearly four-straight seasons with 20 wins. It's awesome to see him get some time to relax for a little bit. He's earned that. In the same breath, he couldn't be handing off the program to a more capable person. Coach Edwards is one of the smartest basketball minds I know, even at the NBA level. How he handles his players and staff, he commands respect and he deserves it. Allen is the right man for the job and he will continue the success there at Wyoming."

Edwards came to Wyoming from Western Kentucky, where he spent the 2010-11 season under Ken McDonald as an assistant coach. The Hilltoppers finished 16-16 overall, including 8-8 in the Sun Belt Conference, with a pair of first team all-conference players. Prior to WKU, Edwards spent 2009-10 as an assistant at Towson University under head coach Pat Kennedy.

Those two positions for Edwards came after a very productive three-year stint at Virginia Commonwealth University with head coach Anthony Grant from 2006-09. He helped guide the Rams to a 76-25 overall record during that time, including 45-9 in the Colonial Athletic Association, as the Rams won three conference regular-season titles and two tournament titles. VCU played in the NCAA tournament twice, including a first-round upset of Duke in 2007, and the NIT once. During that 2006-07 season, the Rams led the nation in three-point field goal percentage defense and were 10th in field goal percentage defense. Edwards helped cultivate Eric Maynor, the 20th overall pick in the 2009 NBA draft, and Larry Sanders, the 15th overall selection in the 2010 NBA draft.

Edwards' first full-time assistant position was at Morehead State from 2003-06 under head coach Kyle Macy. He previously spent the 2002-03 as a special assistant to head coach Tubby Smith at Kentucky, as he returned to complete his degree in sociology. During that season, the Wildcats went 16-0 in the SEC to win the conference regular season and

tournament and advance to the NCAA's Elite Eight.

Edwards enjoyed a tremendous playing career at Kentucky from 1995-98 that included three seasons under Rick Pitino and one under Smith. The Wildcats advanced to three-straight Final Fours during Edwards' sophomore, junior and senior seasons, including winning national titles in 1996 and 1998. During his freshman campaign, Kentucky made the Elite Eight. With Edwards, the Wildcats compiled a 132-16 overall record and won three SEC regular-season crowns and three tournament titles. He averaged 9.2 points, 3.3 assists and 3.3 rebounds as a senior. Following his collegiate career, Edwards played professionally in the CBA and the IBL.

A native of Miami, Edwards played his prep career at Miami Senior High School where he and his two brothers collected five prep state titles. Allen is married to the former LaTanya Webb, a two-time All-SEC volleyball player at Kentucky. They have two daughters, Mai'a (15) and Landree (4), and a son, Jaxson (8). Edwards will be 40 years old when the 2016-17 season starts.

The Edward's File

Coaching History

2011-present -- Wyoming as an Assistant Coach
2010-11 -- Western Kentucky as an Assistant Coach
2009-10 -- Towson University as an Assistant Coach
2006-09 -- VCU as an Assistant Coach
2003-06 -- Morehead State as an Assistant Coach
2002-03 - Kentucky as an Assistant Coach

NCAA Championship Teams (2)

1998 - NCAA Champions at Kentucky as a Player
1996 - NCAA Champions at Kentucky as a Player

Postseason Berths (12)

(NCAA Tournament: 2 National Championships, 8 Appearances)
(National Invitation Tournament: 1 Appearance)
(College Basketball Invitational: 2 Quarterfinal Appearances, 3 Appearances)

2015 - NCAA Second Round at Wyoming as an Assistant Coach
2014 - CBI First Round at Wyoming as an Assistant Coach
2013 - CBI Quarterfinals at Wyoming as an Assistant Coach
2012 - CBI Quarterfinals at Wyoming as an Assistant Coach
2009 -- NCAA First Round at VCU as an Assistant Coach
2008 -- NIT First Round at VCU as an Assistant Coach
2007 -- NCAA Second Round at VCU as an Assistant Coach
2003 -- NCAA Elite Eight at Kentucky as an Assistant Coach
1998 -- NCAA Champions at Kentucky as a Player
1997 -- NCAA Runner-Up at Kentucky as a Player
1996 -- NCAA Champions at Kentucky as a Player
1995 -- NCAA Elite Eight at Kentucky as a Player

Conference Championship Teams (14)

2015 - MW Tournament Champions at Wyoming as an Assistant Coach
2009 -- CAA Regular-Season and Tournament Champions as an Assistant Coach
2008 -- CAA Regular-Season Champions as an Assistant Coach
2007 -- CAA Regular-Season and Tournament Champions as an Assistant Coach
2003 -- SEC Regular-Season and Tournament Champions as an Assistant Coach
1998 -- SEC Regular-Season and Tournament Champions as a Player
1997 -- SEC Tournament Champions as a Player
1996 -- SEC Regular-Season Champions as a Player
1995 -- SEC Regular-Season and Tournament Champions as a Player

2016-17 WYOMING GAME NOTES

Assistant Coach Jeremy Shyatt



Jeremy Shyatt begins his sixth season as an assistant coach for Wyoming during 2016-17. The oldest son of former head coach Larry Shyatt, Jeremy helped guide the Cowboys to a 25-10 overall record during the 2014-15 campaign for a Mountain West tournament title and Wyoming's first berth in the NCAA tournament since 2001-02. Shyatt was at North Florida for two seasons prior to coming to UW.

At North Florida, Shyatt assisted head coach Matthew Driscoll, who was an assistant at Wyoming during the 1997-98 season under Larry. During his time

with the Ospreys, Shyatt helped build a resurgence of the basketball program. North Florida won 28 games in the two years, after having won just 22 total games in the four years prior to that.

In 2010-11, UNF finished 15-19 overall and 10-10 in the Atlantic Sun Conference. The 15 wins matched the most in school history and the 10 conference wins also set a school record. The Ospreys fell one game short of the NCAA Tournament, losing to Belmont in the Atlantic Sun Championship game. It marked the first time that North Florida had played in a conference championship game. In addition, North

Florida won the Mayan Division of the 2010 Cancun Challenge. Prior to their trip to Cancun, the Ospreys traveled to Wyoming and beat the Cowboys in the Arena-Auditorium.

At UNF, Shyatt was involved in many facets of the program including on-court coaching, recruiting, opponent scouting, team academic progress, housing, camps, skill development and was the team's video coordinator. He helped design the team's basketball locker room, and oversaw their Nike account and student-managers.

Prior to taking the job at UNF, Shyatt spent two seasons at Virginia Commonwealth University as the team's Director of Basketball Operations. During his stint at VCU, the Rams won two regular-season conference championships, advanced to the NCAA Tournament in 2009 and earned an NIT berth in 2008. He helped coach Eric Maynor, the 20th overall selection in the 2009 NBA draft and Larry Sanders, the 15th overall selection in the 2010 NBA draft.

Shyatt held the same Director of Basketball Operations title at East Carolina University from 2005-07.

From 2003-05, Shyatt was a volunteer assistant coach at the University of South Carolina. There, he earned a master's degree in integrated communication and advertising.

From 2002-05, Shyatt served as director of the Boys and Girls Summer Day Camps with the NBA's Cleveland Cavaliers.

Assistant Coach Tony Pujol



University of Wyoming men's basketball head coach Allen Edwards completed his 2016-17 staff April 19 with the hiring of Tony Pujol as an assistant coach. Pujol previously spent time at Alabama and VCU.

Pujol last coached collegiately at Alabama for five seasons from 2010-2014 under head coach Anthony Grant. Pujol helped the Crimson Tide compile a 99-71 record during his time on the staff, including three-straight 20-win seasons for the first time since 1990-92. Alabama earned two NIT bids and one NCAA bid from 2011-13 and finished runner-up in the NIT in 2011.

That 2010-11 Crimson Tide team featured one of the toughest defenses in the nation, as Alabama surrendered only 59.4 points per game, the eighth-lowest average in the nation. Alabama's tenacious defense helped it go 19-0 at home during that season. On the recruiting trail, he helped the Tide land a 2011 recruiting class that Rivals.com ranked as the fifth best in the nation with four prospects ranked in the top 100 nationally. After the 2013-14 season, Pujol

stepped away from collegiate coaching to dedicate more time to his family and has coached the last year and a half in the AAU ranks in New Jersey.

Previously, Pujol served under Grant at VCU from 2006-09 with Edwards and Jeremy Shyatt. The staff guided the Rams to a 76-25 record in those three seasons, including 45-9 in the Colonial Athletic Association. VCU won three conference regular-season titles and two tournament titles in that span to play in the NCAA tournament twice and NIT once. Two Rams from that team, Eric Maynor and Larry Sanders, would go on to be selected in the NBA draft. Pujol joined Grant's staff after two seasons at Appalachian State from 2004-06, where he helped the Mountaineers win the Southern Conference North Division in 2005. The team also earned the NCAA's Public Recognition Award based on the program's APR. His recruits would help ASU win a school-record 25 games the season after he left.

Prior to his collegiate career, Pujol was a high school coach in south Florida for 13 seasons, including nine at Northwest Christian Academy in Miami, where he posted a 250-46 record with state titles in 1999, 2003 and 2004. He graduated from Sterling College (Kansas) in 1989 with a degree in business administration and was a standout in both basketball and baseball, earning all-conference honors on the diamond in his final three seasons.

Assistant Coach Jermaine Kimbrough



University of Wyoming men's basketball head coach Allen Edwards announced April 14 the hiring of Jermaine Kimbrough as an assistant coach. Kimbrough came to Laramie from Nevada and Cleveland State.

Kimbrough spent the 2015-16 season under head coach Eric Musselman at Nevada. The first-year staff guided the Wolf Pack to a 24-14 overall record, including a 10-8 mark in the conference for fourth in the Mountain West regular-season standings. More importantly, Nevada accepted a bid to the CBI and won the tournament for the MW's first postseason title in men's basketball. With

Kimbrough's help, two Wolf Pack players earned four All-MW honors, including freshman forward Cameron Oliver being named to the All-MW Third Team, All-Defensive Team and All-Tournament Team.

Kimbrough came to Nevada after nine seasons from 2006-14 as an assistant under head coach Gary Waters at Cleveland State. During that time he helped the Vikings to a pair of Horizon League Championships, one NCAA tournament, three NIT trips and a CollegeInsider.com Tournament appearance. Cleveland State had five 20-wins campaigns

in Kimbrough's nine seasons with a 157-112 overall record. He also coached Norris Cole at CSU, who was selected in the 2011 NBA draft.

Kimbrough's coaching career started at the NJCAA's Howard College where he spent two seasons as an assistant from 2001-03. He moved on to serve as Director of Operations at Cleveland State in 2003-04 and Massachusetts in 2004-05. During that season the Minutemen knocked off No. 2 Connecticut, No. 20 George Washington and No. 23 Florida State. Kimbrough would move on to serve as an assistant coach for one season at IPFW before returning to Cleveland State.

During his playing career, Kimbrough spent two seasons at St. Catherine College, before transferring to Virginia Tech for two seasons from 1998-2000. He would go on to graduate from Virginia Tech with his bachelor's degree in psychology in 2001.

Kimbrough played his prep career at Shaker Heights High School in Cleveland and earned all-league honors four times and all-city accolades three times. He was named second-team all-state as a senior after averaging 26 points per game.

Jermaine and his wife, Tameka, have five children.

2016-17 WYOMING GAME NOTES

Alphabetical Roster

No.	Name	Pos.	Ht.	Wt.	Cl.	Exp.	Hometown (Last School)
24	Louis Adams	G	6-4	185	Jr.	TR	Chicago, Ill. (Odessa College)
3	Alexander Aka Gorski	G	6-5	205	Jr.	2L	Lund, Sweden (Sunrise Christian Academy)
13	Sam Averbuck	G	6-4	185	RFr.	RS	Santa Rosa, Calif. (Suffield Academy)
21	Jonathan Barnes	F	6-10	245	Jr.	2L	Parker, Colo. (Ponderosa HS)
20	Hayden Dalton	F	6-8	185	Jr.	1L	Parker, Colo. (Central Wyoming)
5	Alan Herndon	F	6-9	210	Jr.	2L	Colorado Springs, Colo. (Widefield HS)
1	Justin James	G	6-7	180	So.	1L	Port Saint Lucie, Fla. (Oldsmar Christian HS)
15	Brodricks Jones	F	6-10	220	So.	TR	Los Angeles, Calif. (UTEP)
10	Cody Kelley	G	5-11	180	RFr.	RS	Gillette, Wyo. (Elev8)
11	Jeremy Lieberman	G	6-1	175	Jr.	2L	Malibu, Calif. (Calabasas HS)
25	Morris Marshall	G	6-4	180	Sr.	1L	White Springs, Fla. (Sante Fe JC)
23	Jason McManamen	G	6-5	195	Sr.	3L	Torrington, Wyo. (Torrington HS)
2	Andrew Moemeka	F	6-8	210	RFr.	RS	Lake City, Fla. (Oldsmar Christian HS)
14	Austin Mueller	F	6-6	200	Fr.	HS	Highlands Ranch, Colo. (ThunderRidge HS)
33	Jordan Naughton	F	6-10	225	So.	1L	Rancho Cucamonga, Calif. (Etiwanda HS)
0	Nyaires Redding	G	6-2	166	Jr.	TR	Cleveland, Ohio (Washington State)

Numerical Roster

No.	Name	Pos.	Ht.	Wt.	Cl.	Exp.	Hometown (Last School)
0	Nyaires Redding	G	6-2	166	Jr.	TR	Cleveland, Ohio (Washington State)
1	Justin James	G	6-7	180	So.	1L	Port Saint Lucie, Fla. (Oldsmar Christian HS)
2	Andrew Moemeka	F	6-8	210	RFr.	RS	Lake City, Fla. (Oldsmar Christian HS)
3	Alexander Aka Gorski	G	6-5	205	Jr.	2L	Lund, Sweden (Sunrise Christian Academy)
5	Alan Herndon	F	6-9	210	Jr.	2L	Colorado Springs, Colo. (Widefield HS)
10	Cody Kelley	G	5-11	180	RFr.	RS	Gillette, Wyo. (Elev8)
11	Jeremy Lieberman	G	6-1	175	Jr.	2L	Malibu, Calif. (Calabasas HS)
13	Sam Averbuck	G	6-4	185	RFr.	RS	Santa Rosa, Calif. (Suffield Academy)
14	Austin Mueller	F	6-6	200	Fr.	HS	Highlands Ranch, Colo. (ThunderRidge HS)
15	Brodricks Jones	F	6-10	220	So.	TR	Los Angeles, Calif. (UTEP)
20	Hayden Dalton	F	6-8	185	Jr.	1L	Parker, Colo. (Central Wyoming)
21	Jonathan Barnes	F	6-10	245	Jr.	2L	Parker, Colo. (Ponderosa HS)
23	Jason McManamen	G	6-5	195	Sr.	3L	Torrington, Wyo. (Torrington HS)
24	Louis Adams	G	6-4	185	Jr.	TR	Chicago, Ill. (Odessa College)
25	Morris Marshall	G	6-4	180	Sr.	1L	White Springs, Fla. (Sante Fe JC)
33	Jordan Naughton	F	6-10	225	So.	1L	Rancho Cucamonga, Calif. (Etiwanda HS)

Starters and Lettermen Returning/Lost

Starters Returning (4)

No.	Name	Pos.	Ht.	Wt.	Cl.	Exp.	PPG	RPG	APG	GP/GS
21	Jonathan Barnes	F	6-10	245	Jr.	2L	1.9	1.7	0.2	28/23
5	Alan Herndon	F	6-9	210	Jr.	2L	7.8	4.8	0.8	31/30
11	Jeremy Lieberman	G	6-1	175	Jr.	2L	4.0	2.1	1.2	31/22
23	Jason McManamen	G	6-5	195	Sr.	3L	14.4	3.0	1.6	31/31

Starters Lost (1)

No.	Name	Pos.	Ht.	Wt.	Cl.	Exp.	PPG	RPG	APG	GP/GS
14	Josh Adams	G	6-2	185	Sr.	4L	24.7	5.5	4.2	30/30

Other Lettermen Returning (5)

No.	Name	Pos.	Ht.	Wt.	Cl.	Exp.	PPG	RPG	APG	GP/GS
3	Alexander Aka Gorski	G	6-5	205	Jr.	2L	5.6	2.0	1.1	31/10
20	Hayden Dalton	F	6-8	185	Jr.	1L	3.8	3.3	1.0	28/1
1	Justin James	G	6-7	180	So.	1L	5.2	1.9	0.8	30/3
25	Morris Marshall	G	6-4	180	Sr.	1L	0.6	0.3	0.0	8/0
33	Jordan Naughton	F	6-10	225	So.	1L	3.0	1.9	0.0	23/0

* Indicates blocked shot average

Newcomers

No.	Name	Pos.	Ht.	Wt.	Cl.	Exp.	Hometown (Last School)
24	Louis Adams	G	6-4	185	Jr.	TR	Chicago, Ill. (Odessa College)
15	Brodricks Jones	F	6-10	220	So.	TR	Los Angeles, Calif. (UTEP)
14	Austin Mueller	F	6-6	200	Fr.	HS	Highlands Ranch, Colo. (ThunderRidge HS)
0	Nyaires Redding	G	6-2	166	Jr.	TR	Cleveland, Ohio (Washington State)

Pronunciations

Averbuck - AV-er-buck
McManamen - Mick-MAN-ah-men
Moemeka - MO-mecca
Lieberman - Lee-burr-man

Roster Breakdown

By Class

Seniors (2)			
Morris Marshall	G	6-4	180
Jason McManamen	G	6-5	195

Juniors (7)

Louis Adams	G	6-4	185
Alexander Aka Gorski	G	6-5	205
Jonathan Barnes	C	6-10	245
Hayden Dalton	F	6-8	185
Alan Herndon	F	6-9	210
Jeremy Lieberman	G	6-1	175
Nyaires Redding	G	6-2	166

Sophomores (3)

Justin James	G	6-7	180
Jordan Naughton	F	6-10	225
Brodricks Jones	F	6-10	220

Redshirt Freshmen (3)

Sam Averbuck	G	6-4	185
Cody Kelley	G	5-11	180
Andrew Moemeka	F	6-8	210

Freshman (1)

Austin Mueller	F	6-6	200
----------------	---	-----	-----

By Position

Guards (9)			
Louis Adams	G	6-4	185
Alexander Aka Gorski	G	6-5	205
Sam Averbuck	G	6-4	185
Justin James	G	6-7	180
Cody Kelley	G	5-11	180
Jeremy Lieberman	G	6-1	175
Morris Marshall	G	6-4	180
Jason McManamen	G	6-5	195
Nyaires Redding	G	6-2	166

Forwards (7)

Jonathan Barnes	F	6-10	245
Hayden Dalton	F	6-8	185
Alan Herndon	F	6-9	210
Brodricks Jones	F	6-10	220
Andrew Moemeka	F	6-8	210
Austin Mueller	F	6-6	200
Jordan Naughton	F	6-10	225

By High School or Transfer

High School (11)

Alexander Aka Gorski	G	6-5	205
Sam Averbuck	G	6-4	185
Jonathan Barnes	C	6-10	245
Alan Herndon	F	6-9	210
Justin James	G	6-7	180
Cody Kelley	G	5-11	180
Jeremy Lieberman	G	6-1	175
Jason McManamen	G	6-5	195
Andrew Moemeka	F	6-8	210
Austin Mueller	F	6-6	200
Jordan Naughton	F	6-10	225

Transfers (5)

Louis Adams	G	6-4	185
Morris Marshall	G	6-4	180
Hayden Dalton	F	6-8	185
Brodricks Jones *	F	6-10	220
Nyaires Redding *	G	6-2	166

* Will sit out 2016-17 season to satisfy NCAA Transfer Rules

2016-17 WYOMING GAME NOTES



#24 Louis Adams

Junior □ Guard □ 6-4 □ 185
Chicago, Illinois (Odessa College)

2016-17 Averages

PTS	REB	AST	FG%	3FG%	FT%	MIN
6.9	2.5	1.0	.440	.300	.821	13.1

Notable

- Hit game winning three pointer against Montana
- Notched a career-high 24 points against Cornell
- Scored 14 points against SJSU on the road

2016-17 Game-by-Game Statistics

OPPONENT	MIN	FG/%	3-PT./%	FT/%	OR	DR	REB	PF	A	TO	BL	ST	PTS	GS
Western State	13	1-4 (.250)	0-2 (.000)	1-2 (.500)	1	4	5	2	2	0	0	1	3	
at Montana	3	1-1 (1.000)	0-0 (---)	1-1 (1.000)	0	0	0	0	1	0	0	0	3	
South Dakota St.	DNP	Injury												
at Pacific	DNP	Injury												
at Cal	2	0-0 (---)	0-0 (---)	0-0 (.000)	0	0	0	0	0	0	0	0	0	
Denver	16	6-9 (.667)	0-0 (---)	4-5 (.800)	1	1	2	3	0	1	1	1	16	
Northern Iowa	9	0-3 (.000)	0-1 (.000)	0-0 (---)	0	1	1	1	1	2	0	0	0	*
Colo. Christian	10	2-6 (.333)	1-2 (.500)	0-0 (---)	0	3	3	2	1	1	0	0	5	*
Montana	17	2-5 (.400)	1-2 (.500)	5-5 (1.000)	0	0	0	4	2	1	0	0	10	*
Cornell	26	7-8 (.875)	3-3 (1.000)	7-8 (.875)	0	6	6	1	2	5	0	3	24	*
Troy	23	1-6 (.167)	0-2 (.000)	4-6 (.667)	0	6	6	3	1	7	1	0	6	*
vs. DePaul	11	1-4 (.250)	0-2 (.000)	0-0 (---)	1	2	3	2	1	3	0	0	2	*
vs. USC	23	1-9 (.111)	0-2 (.000)	6-6 (1.000)	0	3	3	3	3	1	0	0	8	*
Air Force*	DNP													
at UNLV*	DNP													
at Fresno State*	6	1-2 (.500)	0-0 (---)	0-0 (---)	0	1	1	0	0	1	0	0	2	
Utah State*	10	2-3 (.667)	0-1 (.000)	2-2 (1.000)	1	1	2	2	0	1	0	0	6	
Nevada*	14	2-7 (.286)	0-1 (.000)	1-2 (.500)	0	4	4	3	1	0	0	0	5	
at San Jose State*	13	6-8 (.750)	1-2 (.500)	1-2 (.500)	0	1	1	1	0	1	0	0	14	
at New Mexico*														
UNLV*														
Boise State*														
at San Diego State														
Fresno State*														
at Utah State*														
Colorado State*														
at Boise State*														
New Mexico*														
at Colorado State*														
San Jose State*														
Totals	196	33-75 (.440)	6-20 (.300)	32-39 (.821)	4	33	37	27	15	24	2	5	104	7

Season & Career Highs

Season Highs

Points	24 vs. Cornell, 12-17-16
FG Made	7 vs. Cornell, 12-17-16
3FG Made	3 vs. Cornell, 12-17-16
FT Made	7 vs. Cornell, 12-17-16
Rebounds	6 twice, last vs. Troy, 12-19-16
Assists	3 vs. Depaul, 12-22-16
Blocks	1 vs. Troy, 12-19-16
Steals	3 vs. Cornell, 12-17-16
Minutes	26 vs. Cornell, 12-17-16

Career Highs

Points	24 vs. Cornell, 12-17-16
FG Made	7 vs. Cornell, 12-17-16
3FG Made	3 vs. Cornell, 12-17-16
FT Made	7 vs. Cornell, 12-17-16
Rebounds	6 twice, last vs. Troy, 12-19-16
Assists	3 vs. Depaul, 12-22-16
Blocks	1 vs. Troy, 12-19-16
Steals	3 vs. Cornell, 12-17-16
Minutes	26 vs. Cornell, 12-17-16

Double-Figure Scoring Games

Season	4
Career	4

Twenty-Point Scoring Games

Season	1
Career	1

Double-Figure Rebounding Games

Season	0
Career	0

Double-Double Games

Season	0
Career	0

Career Statistics

G/GS	MIN	AVG	FG-FGA/%	3-PT./%	FT-FTA/%	OR	DR	REB	AVG	A	TO	BL	ST	PTS	AVG
16-17	15/7	196/13.1	33-75/.440	6-20/.300	32-39/.821	4	33	37	2.5	15	24	2	5	104/6.9	
TOTAL	15/7	196/13.1	33-75/.440	6-20/.300	32-39/.821	4	33	37	2.5	15	24	2	5	104/6.9	



#3 Alexander Aka Gorski

Junior □ Guard □ 6-5 □ 215
Lund, Sweden (Sunrise Christian Academy)

2016-17 Averages

PTS	REB	AST	FG%	3FG%	FT%	MIN
9.7	2.5	2.2	.406	.340	.774	26.4

Notable

- Netted a career-high 20 points against Western State and again against Nevada. Leads team in scoring in MW play at 14.5 per game
- Second on the team in three-pointers made with 33

2016-17 Game-by-Game Statistics

OPPONENT	MIN	FG/%	3-PT./%	FT/%	OR	DR	REB	PF	A	TO	BL	ST	PTS	GS
Western State	26	6-10 (.600)	5-8 (.625)	3-3 (1.000)	0	0	0	1	4	0	0	1	20	*
at Montana	36	2-6 (.333)	2-5 (.400)	202 (1.000)	1	2	3	3	3	0	0	0	8	*
South Dakota St.	31	6-13 (.462)	3-8 (.375)	0-0 (.000)	0	6	6	4	4	2	0	0	15	*
at Pacific	21	1-4 (.250)	0-2 (.000)	0-0 (.000)	0	0	0	5	3	1	0	0	2	*
at Cal	30	1-6 (.167)	0-3 (.000)	2-2 (1.000)	1	2	3	3	4	2	0	3	4	*
Denver	15	0-5 (.000)	0-5 (.000)	0-0 (---)	0	2	2	4	1	0	1	0	0	*
Northern Iowa	26	2-7 (.286)	2-7 (.286)	0-0 (---)	0	2	2	2	3	1	0	1	6	
Colo. Christian	25	2-6 (.333)	1-4 (.250)	3-4 (.750)	0	2	2	2	1	0	0	0	8	
Montana	DNP													
Cornell	DNP													
Troy	6	0-1 (.000)	0-1 (.000)	0-0 (---)	0	0	0	1	2	0	0	0	0	
vs. DePaul	23	4-9 (.444)	2-7 (.286)	2-3 (.667)	0	2	2	1	1	4	0	0	12	
vs. USC	12	1-5 (.200)	1-5 (.200)	0-0 (---)	1	4	5	2	0	3	0	0	3	
Air Force*	36	5-9 (.556)	3-7 (.429)	1-1 (1.000)	0	3	3	1	6	2	0	2	14	*
at UNLV*	30	5-11 (.455)	2-6 (.333)	0-1 (.000)	0	2	2	3	0	1	0	0	12	*
at Fresno State*	32	6-13 (.462)	2-6 (.333)	5-6 (.833)	1	1	2	3	0	1	0	1	19	*
Utah State*	38	6-11 (.545)	6-10 (.600)	0-0 (---)	0	3	3	2	1	1	0	0	18	*
Nevada*	33	6-12 (.500)	4-10 (.400)	4-4 (1.000)	0	5	5	4	1	2	0	1	20	*
at San Jose State*	28	1-5 (.200)	0-3 (.000)	2-5 (.400)	0	3	3	0	4	1	0	1	4	*
at New Mexico*														
UNLV*														
Boise State*														
at San Diego State														
Fresno State*														
at Utah State*														
Colorado State*														
at Boise State*														
New Mexico*														
at Colorado State*														
San Jose State*														
Totals	448	54-133 (.406)	33-97 (.340)	24-31 (.774)	4	39	43	41	38	21	1	11	165	12

Season & Career Highs

Season Highs

Points	20 twice, last vs. Nevada, 1-14-17
FG Made	6 five times, last vs. Nevada, 1-14-17
3FG Made	6 vs. Utah State 1-11-17
FT Made	5 at Fresno State, 1-4-16
Rebounds	6 vs. South Dakota State, 11-19-16
Assists	6 vs. Air Force, 12-28-16
Blocks	N/A
Steals	3 at Cal, 11-25-16
Minutes	38 vs. Utah State 1-11-17

Career Highs

Points	20 twice, last vs. Nevada, 1-14-17
FG Made	6 five times, last vs. Nevada, 1-14-17
3FG Made	6 vs. Utah State 1-11-17
FT Made	5 three times, last at Fresno State, 1-4-17
Rebounds	6 vs. South Dakota State, 11-19-16
Assists	6 vs. Air Force, 12-28-16
Blocks	N/A
Steals	3 at Cal, 11-25-16
Minutes	38 vs. Utah State 1-11-17

Double-Figure Scoring Games

Season	8
Career	12

Twenty-Point Scoring Games

Season	2
Career	2

Double-Figure Rebounding Games

Season	0
Career	0


Double-Double Games

Season	0
Career	0

Career Statistics

G/GS	MIN	AVG	FG-FGA/%	3-PT./%	FT-FTA/%	OR	DR	REB	AVG	A	TO	BL	ST	PTS	AVG
14-15	20/0	166/8.3	13-42/.310	8-30/.267	8-16/.500	8	5	13	0.7	2	8	0	3	42/2.1	
15-16	31/10	582/18.8	49-128/.383	34-92/.370	43-61/.705	11	50	61	2.0	34	26	0	7	175/5.6	
16-17	17/12	448/26.4	54-133/.406	33-97/.340	24-31/.774	4	39	43	2.5	38	21	1	11	165/9.7	
TOTAL	68/22	1196/17.6	116-303/.383	75-219/.342	75-108/.694	23	94	117	1.7	74	55	1	21	382/5.6	

2016-17 WYOMING GAME NOTES



#13 Sam Averbuck
Redshirt Freshman □ Guard □ 6-4 □ 189
Santa Rosa, Calif. (Suffield Academy)

2016-17 Averages

PTS	REB	AST	FG%	3FG%	FT%	MIN
1.0	0.5	1.0	.250	.000	1.000	7.0

Notable

- Redshirted the 2015-16 season, made UW debut against Western St.
- Son of Chico Averbuck, Dir. of International Scouting for Cleveland
- Pronounced AV-er-buck

2016-17 Game-by-Game Statistics

OPPONENT	MIN	FG/%	3-PT./%	FT/%	OR	DR	REB	PF	A	TO	BL	ST	PTS	GS
Western State	4	0-0 (---)	0-0 (---)	0-0 (---)	0	0	0	0	1	0	0	0	0	
at Montana	DNP													
South Dakota St.	DNP													
at Pacific	1	0-0 (---)	0-0 (---)	0-0 (---)	0	0	0	0	0	0	0	0	0	
at Cal	DNP													
Denver	DNP													
Northern Iowa	DNP													
Colo. Christian	DNP													
Montana	DNP													
Cornell	21	1-4 (.250)	0-1 (.000)	0-0 (---)	1	1	2	2	3	0	0	0	2	
Troy	DNP													
vs. DePaul	DNP													
vs. USC	DNP													
Air Force*	2	0-0 (---)	0-0 (---)	2-2 (1.000)	0	0	0	1	0	0	0	0	2	
at UNLV*	DNP													
at Fresno State*	DNP													
Utah State*	DNP													
Nevada*	DNP													
at San Jose State*	DNP													
at New Mexico*														
UNLV*														
Boise State*														
at San Diego State														
Fresno State*														
at Utah State*														
Colorado State*														
at Boise State*														
New Mexico*														
at Colorado State*														
San Jose State*														
Totals	28	1-4 (.250)	0-1 (.000)	2-2 (1.000)	1	1	2	3	4	0	0	0	4	0

Season & Career Highs

Season Highs

Points	2 twice, last vs. Air Force, 12-28-16
FG Made	1 vs. Cornell, 12-17-16
3FG Made	N/A
FT Made	2 vs. Air Force, 12-28-16
Rebounds	2 vs. Cornell, 12-17-16
Assists	3 vs. Cornell, 12-17-16
Blocks	N/A
Steals	N/A
Minutes	21 vs. Cornell, 12-17-16

Career Highs

Points	2 twice, last vs. Air Force, 12-28-16
FG Made	1 vs. Cornell, 12-17-16
3FG Made	N/A
FT Made	vs. Air Force, 12-28-16
Rebounds	2 vs. Cornell, 12-17-16
Assists	3 vs. Cornell, 12-17-16
Blocks	N/A
Steals	N/A
Minutes	21 vs. Cornell, 12-17-16

Double-Figure Scoring Games

Season	0
Career	0

Double-Figure Rebounding Games

Season	0
Career	0

Twenty-Point Scoring Games

Season	0
Career	0

Double-Double Games

Season	0
Career	0

Career Statistics

G/GS	MIN	AVG	FG-FGA/%	3-PT./%	FT-FTA/%	OR	DR	REB	AVG	A	TO	BL	ST	PTS	PTS/AVG
15-16	DNP	-	Redshirted												
16-17	4/0	28/7.0	1-4/.250	0-1/.000	2-2/1.000	1	1	2	0.5	4	0	0	0	4/1.0	
TOTAL	4/0	28/7.0	1-4/.250	0-1/.000	2-2/1.000	1	1	2	0.5	4	0	0	0	4/1.0	



#21 Jonathan Barnes
Junior □ Forward □ 6-10 □ 246
Parker, Colo. (Ponderosa HS)

2016-17 Averages

PTS	REB	AST	FG%	3FG%	FT%	MIN
1.3	1.3	0.0	.500	---	.600	4.9

Notable

- Recorded a career-high 10 points against Cal on Dec. 5 of last season
- Started in 23 games during the 2015-16 season
- Scored a season-high four points against Denver

2016-17 Game-by-Game Statistics

OPPONENT	MIN	FG/%	3-PT./%	FT/%	OR	DR	REB	PF	A	TO	BL	ST	PTS	GS
Western State	6	0-1 (.000)	0-0 (---)	2-2 (1.000)	0	1	1	1	0	1	1	0	2	
at Montana	DNP													
South Dakota St.	DNP													
at Pacific	DNP													
at Cal	DNP													
Denver	4	1-1 (1.000)	0-0 (---)	2-2 (1.000)	0	0	0	1	0	0	0	0	4	
Northern Iowa	DNP													
Colo. Christian	3	1-1 (1.000)	0-0 (---)	0-2 (.000)	1	0	1	0	0	1	0	0	2	
Montana	8	0-0 (---)	0-0 (---)	2-2 (1.000)	0	1	1	1	0	0	0	0	1	
Cornell	10	0-1 (.000)	0-0 (---)	0-0 (---)	2	4	6	2	0	0	0	0	0	
Troy	3	0-0 (---)	0-0 (---)	0-0 (---)	0	0	0	0	0	0	0	0	0	
vs. DePaul	DNP													
vs. USC	DNP													
Air Force*	3	0-0 (---)	0-0 (---)	0-2 (---)	0	0	0	1	0	0	0	0	0	
at UNLV*	DNP													
at Fresno State*	DNP													
Utah State*	2	0-0 (---)	0-0 (---)	0-0 (---)	0	1	1	1	0	0	0	0	0	
Nevada*	DNP													
at San Jose State*	DNP													
at New Mexico*														
UNLV*														
Boise State*														
at San Diego State														
Fresno State*														
at Utah State*														
Colorado State*														
at Boise State*														
New Mexico*														
at Colorado State*														
San Jose State*														
Totals	39	2-4 (.500)	0-0 (---)	6-10 (.600)	3	7	10	7	0	2	1	1	10	0

Season & Career Highs

Season Highs

Points	4 vs. Denver, 11-30-16
FG Made	1 twice, last vs. Colo. Christian, 12-5-16
3FG Made	N/A
FT Made	2 three times, last vs. Montana, 12-10-16
Rebounds	6 vs. Cornell, 12-17-16
Assists	N/A
Blocks	1 vs. Western State, 11-11-16
Steals	N/A
Minutes	10 vs. Cornell, 12-17-16

Career Highs

Points	10 vs California, 12-5-15
FG Made	3 twice, vs California, 12-5-15
3FG Made	N/A
FT Made	4 vs California, 12-5-15
Rebounds	6 vs. Cornell, 12-17-16
Assists	2 vs New Mexico Highlands 11-19-15
Blocks	2 vs. Regis, 12-7-14
Steals	1 four times, last vs Marshall (in Las Vegas), 12-21-15
Minutes	28 vs California, 12-5-15

Double-Figure Scoring Games

Season	0
Career	1

Double-Figure Rebounding Games

Season	0
Career	0

Twenty-Point Scoring Games

Season	0
Career	0

Double-Double Games

Season	0
Career	0

Career Statistics

G/GS	MIN	AVG	FG-FGA/%	3-PT./%	FT-FTA/%	OR	DR	REB	AVG	A	TO	BL	ST	PTS	PTS/AVG
14-15	14/0	63/4.5	7-14/.500	0-0/0.000	6-10/.600	4	11	15	1.1	1	5	4	1	20/1.4	
15-16	28/23	290/10.4	18-39/.462	0-0/0.000	18-38/.474	14	33	47	1.7	6	12	6	3	54/1.9	
16-17	8/0	39/4.9	2-4/.500	0-0/0.000	6-10/.600	3	7	10	1.3	0	2	1	1	10/1.3	
TOTAL	50/23	392/7.8	27-57/.474	0-0/0.000	30-58/.517	21	51	72	1.4	7	19	11	5	84/1.7	

2016-17 WYOMING GAME NOTES



#20 Hayden Dalton
Junior □ Forward □ 6-8 □ 186
Parker, Colo. (Central Wyoming)

2016-17 Averages

PTS	REB	AST	FG%	3FG%	FT%	MIN
12.8	8.3	2.9	.444	.311	.859	25.5

Notable

- Recorded a double-double in his first start of the season against Cornell with 11 rebounds and a career-high 27 points
- Leads the team with 8.3 rebounds and 2.9 assists per game

2016-17 Game-by-Game Statistics

OPPONENT	MIN	FG/%	3-PT./%	FT/%	OR	DR	REB	PF	A	TO	BL	ST	PTS	GS
Western State	16	4-9 (.444)	2-5 (.400)	0-0 (—)	1	2	3	0	1	0	3	1	10	
at Montana	30	3-9 (.333)	2-4 (.500)	3-4 (.750)	1	12	13	4	1	3	1	0	11	
South Dakota St.	21	1-6 (.167)	0-2 (.000)	7-10 (.700)	2	5	7	3	4	1	1	0	9	
at Pacific	16	1-3 (.333)	0-2 (.000)	3-5 (.600)	2	3	5	4	2	1	0	0	5	
at Cal	28	3-10 (.300)	0-5 (.000)	4-5 (.800)	1	6	7	3	4	3	0	1	10	
Denver	23	1-4 (.250)	0-3 (.000)	2-2 (1.000)	1	7	8	2	2	1	1	1	4	
Northern Iowa	30	6-8 (.750)	3-4 (.750)	4-4 (1.000)	0	5	5	2	6	4	1	0	19	
Colo. Christian	28	2-6 (.333)	0-3 (.000)	2-2 (1.000)	1	7	8	2	3	2	2	0	6	
Montana	28	2-5 (.400)	1-3 (.333)	6-6 (1.000)	1	2	3	1	3	0	1	0	11	
Cornell	25	8-11 (.727)	3-4 (.750)	8-8 (1.000)	2	9	11	2	2	4	1	0	27 *	
Troy	30	4-12 (.333)	2-6 (.333)	3-6 (.500)	3	9	12	1	4	3	1	4	12	
vs. DePaul	27	4-7 (.571)	1-3 (.333)	9-10 (.900)	1	11	12	2	2	3	0	2	18	
vs. USC	37	6-12 (.500)	2-5 (.400)	4-4 (1.000)	5	13	18	1	6	4	2	0	18	
Air Force*	25	4-8 (.500)	3-5 (.600)	4-5 (.800)	1	5	6	4	4	3	1	1	15	
at UNLV*	29	7-14 (.500)	2-7 (.286)	0-1 (.000)	1	8	9	3	2	4	1	0	16	
at Fresno State*	28	2-10 (.200)	0-4 (—)	10-10 (1.000)	3	10	13	5	2	4	0	1	14	
Utah State*	31	6-8 (.750)	2-3 (.667)	5-5 (1.000)	2	6	8	1	6	2	0	1	19	
Nevada*	24	2-7 (.286)	0-5 (.000)	9-10 (.900)	1	3	4	4	1	6	1	2	13	
at San Jose State*9	2-4 (.500)	0-1 (.000)	2-2 (1.000)	1	5	6	0	1	0	2	0	6		
at New Mexico*														
UNLV*														
Boise State*														
at San Diego State														
Fresno State*														
at Utah State*														
Colorado State*														
at Boise State*														
New Mexico*														
at Colorado State*														
San Jose State*														
Totals	485	68-153 (.444)	23-74 (.311)	85-99 (.859)	30	128	158	44	56	48	19	14	244	1

Season & Career Highs

Season Highs

Points	27 vs. Cornell, 12-17-16
FG Made	8 vs. Cornell, 12-17-16
3FG Made	3 three times, last vs. Air Force, 12-28-16
FT Made	10 at Fresno State, 1-4-16
Rebounds	18 vs. USC, 12-23-16
Assists	6 three times, last vs. Utah State 1-11-17
Blocks	3 vs. Western State, 11-11-16
Steals	4 vs. Troy, 12-19-16
Minutes	37 vs. USC, 12/23/16

Career Highs

Points	27 vs. Cornell, 12-17-16
FG Made	8 vs. Cornell, 12-17-16
3FG Made	3 twice, last vs. Cornell, 12-17-16
FT Made	10 at Fresno State, 1-4-16
Rebounds	18 vs. USC, 12-23-16
Assists	6 three times, last vs. Utah State 1-11-17
Blocks	3 vs. Western State, 11-11-16
Steals	4 vs. Troy, 12-19-16
Minutes	37 vs. USC, 12/23/16

Double-Figure Scoring Games

Season	14
Career	17

Double-Figure Rebounding Games

Season	6
Career	6

Twenty-Point Scoring Games

Season	1
Career	1

Double-Double Games

Season	6
Career	6

Career Statistics

	G/GS	MIN/AVG	FG-FGA/%	3-PT./%	FT-FTA/%	OR	DR	REB	AVG	A	TO	BL	ST	PTS/AVG
15-16	28/1	412/14.7	32-73/.438	10-33/.303	33-42/.786	14	77	91	3.3	29	24	13	8	1073/8
16-17	19/1	485/25.5	68-153/.444	23-74/.311	85-99/.859	30	128	158	8.3	56	48	19	14	244/12.8
TOTAL	47/2	897/19.1	100-226/.442	33-107/.308	118-141/.837	44	205	249	5.3	85	72	32	22	3517/7.5



#5 Alan Herndon
Junior □ Forward □ 6-9 □ 223
Colorado Springs, Colo. (Widfield HS)

2016-17 Averages

PTS	REB	AST	FG%	3FG%	FT%	MIN
10.3	6.1	1.0	.445	.343	.680	30.7

Notable

- Scored a career-high 17 points against Pacific
- Grabbed a season-high 10 rebounds against Utah State
- Recorded his first double-double of the season against Utah State

2016-17 Game-by-Game Statistics

OPPONENT	MIN	FG/%	3-PT./%	FT/%	OR	DR	REB	PF	A	TO	BL	ST	PTS	GS
Western State	23	1-3 (.333)	1-2 (.500)	1-2 (.500)	1	7	8	3	3	2	0	0	4 *	
at Montana	34	3-9 (.333)	2-6 (.333)	2-2 (1.000)	2	4	6	2	1	1	2	0	10 *	
South Dakota St.	26	2-5 (.400)	1-2 (.500)	2-4 (.500)	0	1	1	1	2	0	2	1	7 *	
at Pacific	30	7-11 (.636)	3-4 (.750)	0-0 (—)	2	7	9	5	0	2	1	0	17 *	
at Cal	38	5-9 (.556)	0-2 (.000)	1-2 (.500)	3	6	9	4	1	3	2	2	11 *	
Denver	29	4-9 (.444)	3-5 (.600)	1-1 (1.000)	2	5	7	1	0	1	3	0	12 *	
Northern Iowa	34	4-5 (.800)	2-3 (.667)	2-2 (1.000)	0	5	5	1	0	3	3	1	12 *	
Colo. Christian	29	6-10 (.600)	2-4 (.500)	1-4 (.250)	0	5	5	2	0	0	2	0	15 *	
Montana	30	4-7 (.571)	1-2 (.500)	2-2 (1.000)	1	6	7	2	3	4	0	1	11 *	
Cornell	22	5-12 (.417)	1-4 (.250)	1-3 (.333)	1	4	5	0	1	1	4	1	12 *	
Troy	26	2-5 (.400)	0-3 (.000)	0-0 (—)	0	1	1	4	0	1	1	0	4 *	
vs. DePaul	36	4-8 (.500)	0-2 (.000)	2-3 (.667)	3	5	8	3	2	4	3	1	10 *	
vs. USC	35	2-4 (.500)	0-2 (.000)	0-0 (—)	2	1	3	1	0	0	1	1	4 *	
Air Force*	26	4-9 (.444)	2-4 (.500)	5-6 (.833)	1	6	7	1	1	2	3	0	15 *	
at UNLV*	35	5-11 (.455)	0-5 (.000)	2-2 (1.000)	0	7	7	4	2	2	4	2	12 *	
at Fresno State*	32	2-12 (.167)	0-4 (—)	2-4 (.500)	4	3	7	3	1	2	0	0	6 *	
Utah State*	36	5-12 (.417)	3-6 (.500)	2-2 (1.000)	0	10	10	3	1	2	4	0	15 *	
Nevada*	30	2-7 (.286)	2-6 (.333)	6-8 (.750)	0	4	4	4	1	2	1	0	12 *	
at San Jose State*33	2-7 (.286)	0-1 (.000)	2-3 (.667)	2	4	6	2	0	1	1	1	1	6 *	
at New Mexico*														
UNLV*														
Boise State*														
at San Diego State														
Fresno State*														
at Utah State*														
Colorado State*														
at Boise State*														
New Mexico*														
at Colorado State*														
San Jose State*														
Totals	584	69-155 (.445)	23-67 (.343)	34-50 (.680)	24	91	115	46	19	33	37	11	195	19

Season & Career Highs

Season Highs

Points	17 at Pacific, 11-22-16
FG Made	7 at Pacific, 11-22-16
3FG Made	3 three times, last vs. Utah State 1-11-17
FT Made	6 vs. Nevada, 1-14-17
Rebounds	10 vs. Utah State 1-11-17
Assists	3 twice, last vs. Montana, 12-10-16
Blocks	4 twice, last vs. Utah State 1-11-17
Steals	2 twice, last at UNLV, 12-31-16
Minutes	38 at Cal, 11-25-16

Career Highs

Points	17 at Pacific, 11-22-16
FG Made	7 twice, last at Pacific, 11-22-16
3FG Made	3 four times, last vs. Utah State 1-11-17
FT Made	6 vs. Nevada, 1-14-17
Rebounds	12 vs. Montana State, 11-28-15
Assists	5 twice, last vs. Nevada, 1-20-16
Blocks	4 twice, last vs. Utah State 1-11-17
Steals	2, four times, last at UNLV, 12-31-16
Minutes	38 twice, last at Cal, 11-25-16

Double-Figure Scoring Games

Season	13
Career	26

Double-Figure Rebounding Games

Season	1
Career	3

Twenty-Point Scoring Games

Season	0
Career	0

Double-Double Games

Season	1
Career	2

Career Statistics

	G/GS	MIN/AVG	FG-FGA/%	3-PT./%	FT-FTA/%	OR	DR	REB	AVG	A	TO	BL	ST	PTS/AVG
13-14	DNP	Redshirted												
14-15	31/2	476/15.4	37-78/.474	4-23/.174	16-27/.593	15	54	69	2.2	16	18	12	7	94/3.0
15-16	31/30	884/28.5	90-174/.517	17-56/.304	46-77/.597	27	122	149	4.8	36	34	26	17	243/7.8
16-17	19/19	584/30.7	69-155/.445	23-67/.343	34-50/.680	24	91	115	6.1	19	33	37	11	195/10.3
TOTAL	81/51	1944/24.0	196-407/.482	44-146/.301	96-154/.623	66	267	333	4.1	71	85	75	35	532/6.6

2016-17 WYOMING GAME NOTES



#1 Justin James
Sophomore □ Guard □ 6-7 □ 187
Port St. Lucie, Fla. (Oldsmar Christian HS)

2016-17 Averages

PTS	REB	AST	FG%	3FG%	FT%	MIN
15.0	4.8	1.7	.446	.367	.765	23.8

Notable

- Scored a career-high 28 points at Cal.
- Has scored 20 or more points in four games this season
- Leads UW with 15.0 points per game.

2016-17 Game-by-Game Statistics

OPPONENT	MIN	FG/%	3-PT./%	FT/%	OR	DR	REB	PF	A	TO	BL	ST	PTS	GS
Western State	18	2-7 (.286)	1-3 (.333)	1-2 (.500)	0	3	3	1	4	2	0	0	6	
at Montana	27	8-17 (.471)	0-3 (.000)	3-3 (1.000)	2	0	2	2	1	4	1	1	19	
South Dakota St.	22	7-9 (.778)	1-3 (.333)	3-5 (.600)	0	2	2	1	3	0	1	1	18	
at Pacific	26	5-10 (.500)	1-3 (.333)	3-4 (.750)	1	4	5	5	2	4	1	0	14	
at Cal	31	9-14 (.643)	3-4 (.750)	7-9 (.778)	1	1	2	3	1	2	0	2	28	
Denver	29	7-15 (.500)	3-5 (.600)	4-4 (1.000)	1	4	5	2	1	1	0	1	21	
Northern Iowa	21	2-8 (.250)	0-2 (.000)	4-5 (.800)	2	3	5	2	4	2	0	1	8	
Colo. Christian	23	1-6 (.167)	1-3 (.333)	6-9 (.667)	1	6	7	1	1	2	1	0	9	
Montana	25	6-13 (.462)	1-4 (.250)	3-5 (.600)	0	7	7	2	3	1	0	0	16	
Cornell	DNP	- Coaches Decision												
Troy	24	9-16 (.563)	1-2 (.500)	8-8 (1.000)	3	3	6	0	0	1	0	1	27	
vs. DePaul	31	5-15 (.333)	0-3 (.000)	3-4 (.750)	1	5	6	1	2	3	2	0	13	
vs. USC	34	7-15 (.467)	3-4 (.750)	6-6 (1.000)	3	2	5	2	2	4	0	2	23	
Air Force*	21	5-12 (.417)	2-4 (.500)	2-2 (1.000)	1	7	8	1	1	2	1	0	14	
at UNLV*	25	4-8 (.500)	0-2 (.000)	9-11 (.818)	2	5	7	4	1	2	0	1	17	
at Fresno State*	14	2-6 (.333)	0-0 (---)	3-4 (.750)	0	1	1	5	3	1	1	3	7	
Utah State*	21	2-8 (.250)	1-2 (.500)	4-8 (.500)	2	3	5	2	1	1	0	2	9	
Nevada*	19	3-7 (.429)	0-1 (.000)	5-8 (.625)	1	5	6	5	0	1	1	2	11	
at San Jose State*	18	3-10 (.300)	0-1 (.000)	4-5 (.800)	1	3	4	3	3	4	0	1	10	
at New Mexico*														
UNLV*														
Boise State*														
at San Diego State														
Fresno State*														
at Utah State*														
Colorado State*														
at Boise State*														
New Mexico*														
at Colorado State*														
San Jose State*														
Totals	429	87-195 (.446)	18-49 (.367)	78-102 (.765)	22	64	86	44	30	39	11	18	270	0

Season & Career Highs

Season Highs

Points	28 at Cal, 11-25-16
FG Made	9 twice, last vs. Troy, 12-19-16
3FG Made	3 twice, last vs. Denver, 11-30-16
FT Made	9 at UNLV, 12-31-16
Rebounds	8 vs. Air Force, 12-28-16
Assists	3 vs. South Dakota State, 11-19-16
Blocks	2 twice, last vs. DePaul, 12-22-16
Steals	3 at Fresno State, 1-4-16
Minutes	34 vs. USC, 12-23-16

Career Highs

Points	28 at Cal, 11-25-16
FG Made	9 twice, last vs. Troy, 12-19-16
3FG Made	3 twice, last vs. Denver, 11-30-16
FT Made	9 at UNLV, 12-31-16
Rebounds	8 vs. Air Force, 12-28-16
Assists	3 twice, last vs. South Dakota State, 11-19-16
Blocks	2 four times, last vs. DePaul, 12-22-16
Steals	3 at Fresno State, 1-4-16
Minutes	34 vs. USC, 12-23-16

Double-Figure Scoring Games

Season	14
Career	21

Double-Figure Rebounding Games

Season	0
Career	0

Twenty-Point Scoring Games

Season	4
Career	4

Double-Double Games

Season	0
Career	0

Career Statistics

	G/GS	MIN/AVG	FG-FGA/%	3-PT./%	FT-FTA/%	OR	DR	REB	AVG	A	TO	BL	ST	PTS/AVG
15-16	30/3	493/16.4	56-134/.418	19-53/.358	26-46/.565	10	48	58	1.9	24	22	10	8	157/5.2
16-17	18/0	429/23.8	87-195/.446	18-49/.367	78-102/.765	22	64	86	4.8	30	39	11	18	270/15.0
TOTAL	48/3	922/19.2	143-329/.435	37-102/.363	104-148/.703	32	112	144	3.0	54	61	21	26	427/8.9



#10 Cody Kelley
Redshirt Freshman □ Guard □ 5-11 □ 186
Gillette, Wyo. (Elev8)

2016-17 Averages

PTS	REB	AST	FG%	3FG%	FT%	MIN
3.4	1.5	1.5	.345	.333	.467	13.9

Notable

- Scored a career-high 10 points against Fresno State
- Made his first-career start against Utah State and matched his career-high in scoring (10) and rebounding (4), and tallied a career-high six

2016-17 Game-by-Game Statistics

OPPONENT	MIN	FG/%	3-PT./%	FT/%	OR	DR	REB	PF	A	TO	BL	ST	PTS	GS
Western State	12	1-2 (.500)	1-2 (.500)	0-0 (---)	0	3	3	0	2	0	0	0	3	
at Montana	8	0-0 (---)	0-0 (---)	0-1 (.000)	0	2	2	1	0	1	0	1	0	
South Dakota St.	17	2-2 (1.000)	1-1 (1.000)	0-0 (---)	0	0	0	5	2	1	0	1	5	
at Pacific	19	0-4 (.000)	0-4 (.000)	0-0 (---)	0	2	2	4	1	2	0	0	0	
at Cal	10	0-1 (.000)	0-0 (---)	0-0 (---)	0	1	1	1	0	1	0	0	0	
Denver	12	0-0 (---)	0-0 (---)	0-3 (.000)	1	0	1	2	3	1	0	1	0	
Northern Iowa	24	2-4 (.500)	2-4 (.500)	2-4 (.500)	0	4	4	2	5	2	0	0	8	
Colo. Christian	13	0-6 (.000)	0-4 (.000)	0-0 (---)	1	1	2	0	3	3	0	0	0	
Montana	16	3-3 (1.000)	2-2 (1.000)	0-0 (---)	0	0	0	3	1	0	0	0	8	
Cornell	17	3-8 (.375)	2-5 (.400)	0-0 (---)	0	1	1	4	0	1	1	3	8	
Troy	9	0-3 (.000)	0-2 (.000)	0-0 (---)	0	2	2	2	1	1	0	0	0	
vs. DePaul	DNP													
vs. USC	DNP													
Air Force*	11	1-4 (.250)	1-4 (.250)	0-0 (---)	0	0	0	3	1	3	0	0	3	
at UNLV*	1	0-1 (.000)	0-0 (---)	0-0 (---)	0	1	1	2	0	0	0	0	0	
at Fresno State*	23	3-7 (.423)	3-5 (.600)	1-2 (.500)	1	1	2	3	1	0	0	0	10	
Utah State*	21	4-6 (.667)	2-3 (.667)	0-1 (.000)	2	2	4	3	6	1	0	2	10	*
Nevada*	17	0-3 (.000)	0-2 (.000)	2-2 (1.000)	0	1	1	2	2	0	0	1	2	
at San Jose State*	6	0-1 (.000)	0-0 (---)	0-0 (---)	0	0	0	1	1	1	0	1	0	
at New Mexico*														
UNLV*														
Boise State*														
at San Diego State														
Fresno State*														
at Utah State*														
Colorado State*														
at Boise State*														
New Mexico*														
at Colorado State*														
San Jose State*														
Totals	236	19-55 (.345)	12-36 (.333)	7-15 (.467)	5	21	26	38	29	18	1	10	57	1

Season & Career Highs

Season Highs

Points	10 twice, last vs. Utah State 1-11-17
FG Made	4 vs. Utah State 1-11-17
3FG Made	3 at Fresno State, 1-4-16
FT Made	2 three times, last vs. Nevada, 1-14-17
Rebounds	4 twice, last vs. Utah State 1-11-17
Assists	6 vs. Utah State 1-11-17
Blocks	1 vs. Cornell, 12-17-16
Steals	3 vs. Cornell, 12-17-16
Minutes	24 vs. Northern Iowa, 12-3-16

Career Highs

Points	10 twice, last vs. Utah State 1-11-17
FG Made	4 vs. Utah State 1-11-17
3FG Made	3 at Fresno State, 1-4-16
FT Made	2 three times, last vs. Nevada, 1-14-17
Rebounds	4 twice, last vs. Utah State 1-11-17
Assists	6 vs. Utah State 1-11-17
Assists	5 vs. Northern Iowa, 12-3-16
Blocks	1 vs. Cornell, 12-17-16
Steals	3 vs. Cornell, 12-17-16
Minutes	24 vs. Northern Iowa, 12-3-16

Double-Figure Scoring Games

Season	2
Career	2

Double-Figure Rebounding Games

Season	0
Career	0

Twenty-Point Scoring Games

Season	0
--------	---


Double-Double Games

Season	0
Career	0

Career Statistics

	G/GS	MIN/AVG	FG-FGA/%	3-PT./%	FT-FTA/%	OR	DR	REB	AVG	A	TO	BL	ST	PTS/AVG
15-16	DNP	- Redshirted												
16-17	17/1	236/13.9	19-55/.345	12-36/.333	7-15/.467	5	21	26	1.5	29	18	1	10	57/3.4
TOTAL	17/1	236/13.9	19-55/.345	12-36/.333	7-15/.467	5	21	26	1.5	29	18	1	10	57/3.4

2016-17 WYOMING GAME NOTES



#11 Jeremy Lieberman

Junior □ Guard □ 6-1 □ 172
Malibu, Calif. (Calabasas HS)

2016-17 Averages

PTS	REB	AST	FG%	3FG%	FT%	MIN
3.4	1.9	1.9	.315	.171	1.000	19.1

Notable

- Posted a career-high 13 points against Air Force last season
- Started 22 games during last season, including the last 17 contests
- Pronounced Lee-burr-man

2016-17 Game-by-Game Statistics

OPPONENT	MIN	FG/%	3-PT./%	FT/%	OR	DR	REB	PF	A	TO	BL	ST	PTS	GS
Western State	23	3-6 (.500)	1-4 (.250)	1-1 (1.000)	0	0	0	3	5	2	0	2	8	*
at Montana	16	0-1 (.000)	0-1 (.000)	0-0 (.000)	0	0	0	2	2	1	0	1	0	*
South Dakota St.	21	1-7 (.143)	1-6 (.167)	0-0 (.000)	0	3	3	0	1	0	0	0	3	*
at Pacific	21	0-3 (.000)	0-2 (.000)	0-0 (.000)	0	2	3	2	3	0	0	0	0	*
at Cal	10	0-3 (.000)	0-2 (.000)	0-0 (—)	0	0	0	1	0	1	0	0	0	*
Denver	14	1-4 (.250)	0-2 (.000)	4-4 (1.000)	1	2	3	2	2	1	0	1	6	*
Northern Iowa	12	2-2 (1.000)	1-1 (1.000)	0-0 (—)	1	3	4	1	0	4	0	1	5	*
Colo. Christian	21	3-7 (.429)	1-4 (.250)	0-0 (—)	0	5	5	1	2	0	0	1	7	*
Montana	20	1-1 (1.000)	0-0 (—)	0-0 (—)	1	2	3	5	3	1	0	1	2	*
Cornell	25	0-6 (.000)	0-1 (.000)	0-0 (—)	0	1	1	4	7	0	0	1	0	*
Troy	18	1-2 (.500)	0-1 (.000)	2-2 (1.000)	0	4	4	1	1	1	0	1	4	*
vs. DePaul	22	1-3 (.333)	0-2 (.000)	0-0 (—)	1	2	3	2	3	0	0	2	2	*
vs. USC	22	2-7 (.286)	1-6 (.167)	0-0 (—)	0	2	2	1	1	2	1	1	5	*
Air Force*	16	0-1 (.000)	0-1 (.000)	0-0 (—)	0	2	2	1	1	1	0	0	0	*
at UNLV*	31	3-5 (.600)	1-1 (1.000)	2-2 (1.000)	0	3	3	2	4	5	0	3	9	*
at Fresno State*	17	1-3 (.333)	0-1 (.000)	0-0 (—)	0	0	0	3	0	0	0	0	2	*
Utah State*	DNP													
Nevada*	7	0-3 (.000)	0-1 (.000)	0-0 (—)	0	0	0	2	2	0	0	0	0	*
at San Jose State*	28	4-9 (.444)	1-5 (.200)	0-0 (—)	0	0	0	2	0	1	0	2	9	*
at New Mexico*														
UNLV*														
Boise State*														
at San Diego State														
Fresno State*														
at Utah State*														
Colorado State*														
at Boise State*														
New Mexico*														
at Colorado State*														
San Jose State*														
Totals	344	23-73 (.315)	7-41 (.171)	9-9 (1.000)	4	31	35	36	35	26	1	15	62	18

Season & Career Highs

Season Highs

Points	9 twice, last at San Jose State, 1-18-17
FG Made	4 at San Jose State, 1-18-17
3FG Made	1 seven times, last at San Jose State, 1-18-17
FT Made	4 vs. Denver, 11-30-16
Rebounds	5 vs. Colo. Christian, 12-5-16
Assists	7 vs. Cornell, 12-17-16
Blocks	1 vs. USC, 12-24-16
Steals	3 at UNLV, 12-31-16
Minutes	31 at UNLV, 12-31-16

Career Highs

Points	13 vs Air Force, 1-6-16
FG Made	5 vs Utah State, 2-6-16
3FG Made	4 vs Air Force, 1-6-16
FT Made	4 twice, last vs. Denver, 11-30-16
Rebounds	7 vs Nevada, 1-20-16
Assists	7 vs. Cornell, 12-17-16
Blocks	1 vs. USC, 12-24-16
Steals	3 twice, last at UNLV, 12-31-16
Minutes	38 vs San Diego State, 2-24-16

Double-Figure Scoring Games

Season	0
Career	3

Double-Figure Rebounding Games

Season	0
Career	0

Twenty-Point Scoring Games

Season	0
Career	0

Double-Double Games

Season	0
Career	0

Career Statistics

	G/GS	MIN	AVG	FG-FGA/%	3-PT./%	FT-FTA/%	OR	DR	REB	AVG	A	TO	BL	ST	PTS	AVG
14-15	25/0	225	9.0	11-41/.268	5-27/.185	7-10/.700	3	11	14	0.6	20	12	1	9	34	1.4
15-16	31/22	647	20.9	40-117/.342	27-77/.351	17-22/.773	9	57	66	2.1	36	33	0	11	124	4.0
16-17	18/18	344	19.1	23-73/.315	7-41/.171	9-9/1.000	4	31	35	1.9	35	26	1	15	62	3.4
TOTAL	74/40	1216	16.4	74-231/.320	39-145/.269	33-41/.805	16	99	115	1.6	91	71	2	35	220	3.0



#25 Morris Marshall

Senior □ Guard □ 6-4 □ 190
White Springs, Fla. (Sante Fe JC)

2016-17 Averages

PTS	REB	AST	FG%	3FG%	FT%	MIN
1.9	1.3	0.3	.353	.286	.500	5.9

Notable

- Scored a career-high seven points in UW's win over Cornell
- One of only two seniors for the Cowboys

2016-17 Game-by-Game Statistics

OPPONENT	MIN	FG/%	3-PT./%	FT/%	OR	DR	REB	PF	A	TO	BL	ST	PTS	GS
Western State	4	1-1 (1.000)	1-1 (1.000)	0-0 (—)	0	0	0	0	1	0	1	0	3	
at Montana	2	0-0 (—)	0-0 (—)	0-0 (—)	0	0	0	1	1	0	0	0	0	
South Dakota St.	DNP	Injury												
at Pacific	DNP	Injury												
at Cal	DNP	Injury												
Denver	DNP	Injury												
Northern Iowa	DNP	Injury												
Colo. Christian	DNP	Injury												
Montana	9	1-4 (.250)	1-2 (.500)	0-0 (—)	0	1	1	0	0	1	0	0	3	
Cornell	21	3-10 (.300)	0-4 (.000)	1-2 (.500)	2	4	6	1	0	0	0	1	7	
Troy	1	0-0 (—)	0-0 (—)	0-0 (—)	0	0	0	1	0	0	0	0	0	
vs. DePaul	4	0-0 (—)	0-0 (—)	0-0 (—)	0	1	1	0	0	0	0	0	0	
vs. USC	3	0-0 (—)	0-0 (—)	0-0 (—)	0	1	1	0	0	0	0	0	0	
Air Force*	DNP													
at UNLV*	DNP													
at Fresno State*	DNP													
Utah State*	DNP													
Nevada*	DNP													
at San Jose State*	3	1-2 (.500)	0-0 (—)	0-0 (—)	1	0	1	1	0	0	0	0	2	
at New Mexico*														
UNLV*														
Boise State*														
at San Diego State														
Fresno State*														
at Utah State*														
Colorado State*														
at Boise State*														
New Mexico*														
at Colorado State*														
San Jose State*														
Totals	47	6-17 (.353)	2-7 (.286)	1-2 (.500)	3	7	10	4	2	1	1	1	15	0

Season & Career Highs

Season Highs

Points	7 vs. Cornell, 12-17-16
FG Made	3 vs. Cornell, 12-17-16
3FG Made	1 twice, last vs. Montana, 12-10-16
FT Made	1 vs. Cornell, 12-17-16
Rebounds	6 vs. Cornell, 12-17-16
Assists	1 twice, last at Montana, 11-14-16
Blocks	1 vs. Western State, 11-11-16
Steals	1 vs. Cornell, 12-17-16
Minutes	21 vs. Cornell, 12-17-16

Career Highs

Points	7 vs. Cornell, 12-17-16
FG Made	3 vs. Cornell, 12-17-16
3FG Made	1 twice, last vs. Montana, 12-10-16
FT Made	1 vs. Cornell, 12-17-16
Rebounds	6 vs. Cornell, 12-17-16
Assists	1 twice, last at Montana, 11-14-16
Blocks	1 vs. Western State, 11-11-16
Steals	1 vs. Cornell, 12-17-16
Minutes	21 vs. Cornell, 12-17-16

Double-Figure Scoring Games

Season	0
Career	0

Double-Figure Rebounding Games

Season	0
Career	0

Twenty-Point Scoring Games

Season	0
Career	0

Double-Double Games

Season	0
Career	0

Career Statistics

	G/GS	MIN	AVG	FG-FGA/%	3-PT./%	FT-FTA/%	OR	DR	REB	AVG	A	TO	BL	ST	PTS	AVG
15-16	8/0	24	3.0	2-7/.286	0-3/.000	1-1/1.000	1	1	2	0.3	0	2	0	0	5	0.6
16-17	8/0	47	5.9	6-17/.353	2-7/.286	1-2/.500	3	7	10	1.3	2	1	1	1	15	1.9
TOTAL	16/0	71	4.4	8-24/.333	2-10/.200	2-3/.667	4	8	12	0.8	2	3	1	1	20	1.3

2016-17 WYOMING GAME NOTES



#23 Jason McManamen

Senior □ Guard □ 6-5 □ 197
Torrington, Wyo. (Torrington HS)

2016-17 Averages

PTS	REB	AST	FG%	3FG%	FT%	MIN
12.7	3.7	2.6	.344	.319	.742	34.2

Notable

- Scored a season-high 23 points at Pacific and vs. USC
- Has 168 three pointers at UW, T-5th most all-time
- Pronounced Mick-MAN-ah-men

2016-17 Game-by-Game Statistics

OPPONENT	MIN	FG/%	3-PT./%	FT/%	OR	DR	REB	PF	A	TO	BL	ST	PTS	GS
Western State	28	3-6 (.500)	2-5 (.400)	1-2 (.500)	0	2	2	3	1	0	0	3	9	*
at Montana	39	3-9 (.333)	3-9 (.333)	11-14 (.786)	1	0	1	3	2	1	0	0	20	*
South Dakota St.	37	3-10 (.300)	3-8 (.375)	7-8 (.875)	0	4	4	2	0	1	0	3	16	*
at Pacific	37	3-14 (.214)	1-9 (.111)	16-16(1.000)	1	4	5	3	0	4	0	2	23	*
at Cal	38	2-10 (.200)	1-7 (.143)	1-4 (.250)	0	1	1	3	1	1	0	0	6	*
Denver	36	4-12 (.333)	3-11 (.273)	2-2 (1.000)	0	3	3	0	4	2	0	1	13	*
Northern Iowa	36	7-10 (.700)	6-7 (.857)	1-4 (.250)	0	3	3	3	2	2	0	1	21	*
Colo. Christian	30	3-9 (.333)	2-7 (.286)	2-2 (1.000)	1	3	4	1	4	0	0	0	10	*
Montana	37	5-14 (.357)	3-8 (.375)	7-10 (.700)	0	5	5	2	0	0	0	0	20	*
Cornell	19	5-7 (.714)	3-5 (.600)	2-2 (1.000)	0	2	2	1	5	3	0	0	15	*
Troy	39	4-10 (.400)	1-6 (.167)	1-4 (.250)	2	4	6	1	2	2	1	0	10	*
vs. DePaul	32	3-8 (.375)	3-6 (.500)	0-0 (—)	0	6	6	4	2	2	0	0	9	*
vs. USC	41	8-17 (.471)	6-14 (.429)	1-2 (.500)	0	3	3	4	5	2	0	0	23	*
Air Force*	34	4-14 (.286)	3-10 (.300)	0-0 (—)	0	5	5	3	6	1	0	1	11	*
at UNLV*	32	1-7 (.143)	0-5 (.000)	2-4 (.500)	0	4	4	4	4	1	0	0	4	*
at Fresno State*	31	1-7 (.143)	1-4 (.250)	3-4 (.750)	2	4	6	4	5	1	0	0	6	*
Utah State*	30	2-7 (.286)	1-5 (.200)	6-7 (.857)	0	1	1	4	3	3	0	0	11	*
Nevada*	38	2-11 (.182)	1-7 (.143)	0-0 (—)	2	4	6	3	2	2	0	1	5	*
at San Jose State*	35	3-10 (.300)	1-5 (.200)	3-4 (.750)	0	4	4	3	1	1	0	1	10	*
at New Mexico*														
UNLV*														
Boise State*														
at San Diego State														
Fresno State*														
at Utah State*														
Colorado State*														
at Boise State*														
New Mexico*														
at Colorado State*														
San Jose State*														
Totals	649	66-192 (.344)	44-138 (.319)	66-89 (.742)	9	62	71	51	49	29	1	13	242	19

Season & Career Highs

Season Highs

Points 23 twice, last vs. USC, 12-23-16
FG Made 8 vs. USC, 12-24-16
3FG Made 6 twice, last vs. USC, 12-23-16
FT Made 16 at Pacific, 11-22-16
Rebounds 6 three times, last at Fresno State, 1-4-17
Assists 6 vs. Air Force, 12-28-16
Blocks 1 vs. Troy, 12-19-16
Steals 3 twice, last vs. South Dakota State, 11-19-16
Minutes 41 vs. USC, 12-23-16

Career Highs

Points 28 vs. Fresno State, 2-17-16
FG Made 10 twice, last vs. Fresno State, 2-17-16
3FG Made 8 vs. Fresno State, 2-17-16
FT Made 16 at Pacific, 11-22-16
Rebounds 8 twice, last vs. Boise State, 1-23-16
Assists 6 vs. Air Force, 12-28-16
Blocks 2 vs. Marshall, 12-21-15
Steals 3 twice, last vs. South Dakota State, 11-19-16
Minutes 43 vs. California, 12-5-15

Double-Figure Scoring Games

Season 13
Career 41

Double-Figure Rebounding Games

Season 0
Career 0

Twenty-Point Scoring Games

Season 5
Career 11

Double-Double Games

Season 0
Career 0

Career Statistics

G/GS	MIN	AVG	FG-FGA/%	3-PT./%	FT-FTA/%	OR	DR	REB	AVG	A	TO	BL	ST	PTS	AVG
12-13	19/1	133/7.0	9-23/.391	5-15/.333	7-8/.875	3	7	10	0.5	44	0	3	30	1.6	
13-14	DNP	-	-	-	-	-	-	-	-	-	-	-	-	-	-
14-15	35/4	589/16.8	48-118/.407	27-80/.338	6-14/.429	6	47	53	1.5	33	12	0	12	129/3.7	
15-16	31/31	1086/35.0	136-296/.459	92-209/.440	83-110/.755	10	83	93	3.0	48	40	3	13	447/14.4	
16-17	19/19	649/34.2	66-192/.344	44-138/.319	66-89/.742	9	62	71	3.7	49	29	1	13	242/12.7	
TOTAL	104/55	2457/23.6	259-629/.412	168-442/.380	162-221/.733	28	199	227	2.2	134	85	4	41	848/8.2	



#2 Andrew Moemeka

Redshirt Freshman □ Forward □ 6-8 □ 217

2016-17 Averages

PTS	REB	AST	FG%	3FG%	FT%	MIN
1.4	2.7	0.0	.800	---	.667	6.2

Notable

- Scored a career-high eight points in Wyoming's win over Air Force
- Redshirted the 2015-16 season
- Recorded a career-high six boards against Pacific and Air Force

2016-17 Game-by-Game Statistics

OPPONENT	MIN	FG/%	3-PT./%	FT/%	OR	DR	REB	PF	A	TO	BL	ST	PTS	GS
Western State	7	0-2 (.000)	0-0 (—)	0-0 (—)	2	2	4	1	0	2	1	1	0	
at Montana	1	0-0 (—)	0-0 (—)	0-0 (—)	1	1	2	2	0	1	0	0	0	
South Dakota St.	11	0-0 (—)	0-0 (—)	0-0 (—)	0	3	3	3	0	1	1	2	0	
at Pacific	13	0-0 (—)	0-0 (—)	0-0 (—)	1	5	6	2	0	1	0	1	0	
at Cal	DNP													
Denver	4	0-0 (—)	0-0 (—)	0-0 (—)	0	0	0	0	0	0	0	0	0	
Northern Iowa	DNP													
Colo. Christian	11	1-1 (1.000)	0-0 (—)	0-1 (.000)	2	3	5	2	0	1	2	0	2	
Montana	2	0-0 (—)	0-0 (—)	0-0 (—)	0	0	0	2	0	1	0	0	0	
Cornell	DNP													
Troy	DNP													
vs. DePaul	2	0-0 (—)	0-0 (—)	2-2 (1.000)	0	1	1	1	0	0	0	0	0	2
vs. USC	2	0-0 (—)	0-0 (—)	0-0 (—)	0	0	0	1	0	0	0	0	0	
Air Force*	13	4-4 (1.000)	0-0 (—)	0-0 (—)	2	4	6	1	0	0	1	1	3	8
at UNLV*	3	0-0 (—)	0-0 (—)	0-0 (—)	1	1	2	1	0	1	0	0	0	
at Fresno State*	DNP													
Utah State*	DNP													
Nevada*	4	1-1 (1.000)	0-0 (—)	0-0 (—)	1	0	1	1	0	2	1	0	2	
at San Jose State*	7	2-2 (1.000)	0-0 (—)	0-0 (—)	3	2	5	1	0	1	0	1	4	
at New Mexico*														
UNLV*														
Boise State*														
at San Diego State														
Fresno State*														
at Utah State*														
Colorado State*														
at Boise State*														
New Mexico*														
at Colorado State*														
San Jose State*														
Totals	80	8-10 (.800)	0-0 (—)	2-3 (.667)	13	22	35	18	0	12	6	8	18	0

Season & Career Highs

Season Highs

Points 8 vs. Air Force, 12-28-16
FG Made 4 vs. Air Force, 12-28-16
3FG Made N/A
FT Made 2 vs. DePaul, 12-23-16
Rebounds 6 twice, last vs. Air Force, 12-28-16
Assists N/A
Blocks 2 vs. Colo. Christian, 12-5-16
Steals 3 vs. Air Force, 12-28-16
Minutes 13 twice, last vs. Air Force, 12-28-16

Career Highs

Points 8 vs. Air Force, 12-28-16
FG Made 4 vs. Air Force, 12-28-16
3FG Made N/A
FT Made 2 vs. DePaul, 12-23-16
Rebounds 6 twice, last vs. Air Force, 12-28-16
Assists N/A
Blocks 2 vs. Colo. Christian, 12-5-16
Steals 3 vs. Air Force, 12-28-16
Minutes 13 twice, last vs. Air Force, 12-28-16

Double-Figure Scoring Games

Season 0
Career 0

Double-Figure Rebounding Games

Season 0
Career 0

Twenty-Point Scoring Games

Season 0
Career 0

Double-Double Games

Season 0
Career 0

Career Statistics

G/GS	MIN	AVG	FG-FGA/%	3-PT./%	FT-FTA/%	OR	DR	REB	AVG	A	TO	BL	ST	PTS	AVG
15-16	DNP	-	-	-	-	-	-	-	-	-	-	-	-	-	-
16-17	13/0	80/6.2	8-10/.800	0-0/0.000	2-3/.667	13	22	35	2.7	0	12	6	8	18/1.4	
TOTAL	13/0	80/6.2	8-10/.800	0-0/0.000	2-3/.667	13	22	35	2.7	0	12	6	8	18/1.4	

2016-17 WYOMING GAME NOTES



#33 Jordan Naughton

Sophomore ☐ Forward ☐ 6-10 ☐ 235
Rancho Cucamonga, Calif. (Etiwanda HS)

2016-17 Averages

PTS	REB	AST	FG%	3FG%	FT%	MIN
5.5	3.7	0.3	.623	---	.500	13.7

Notable

- Recorded his first career double-double in the 2016-17 season opener
- Was a perfect 9-of-9 from the field against Western State
- Grabbed 10 rebounds against USC

2016-17 Game-by-Game Statistics

OPPONENT	MIN	FG/%	3-PT./%	FT/%	OR	DR	REB	PF	A	TO	BL	ST	PTS	GS
Western State	20	9-9 (1.000)	0-0 (—)	2-4 (.500)	5	9	14	2	0	2	1	1	20	*
at Montana	4	1-1 (1.000)	0-0 (—)	0-0 (—)	0	0	0	3	0	0	0	0	2	*
South Dakota St.	14	2-2 (1.000)	0-0 (—)	0-0 (—)	1	2	3	2	0	1	0	0	4	*
at Pacific	16	1-5 (.200)	0-0 (—)	2-4 (.500)	2	6	8	4	1	1	0	0	4	*
at Cal	13	0-1 (.000)	0-0 (—)	2-4 (.500)	0	3	3	1	0	2	1	0	2	*
Denver	18	2-3 (.667)	0-0 (—)	2-2 (1.000)	0	1	1	1	0	0	0	0	6	*
Northern Iowa	8	1-1 (1.000)	0-0 (—)	0-0 (—)	0	2	2	0	1	0	0	0	2	*
Colo. Christian	7	1-2 (.500)	0-0 (—)	1-3 (.333)	1	1	2	0	0	0	0	0	3	*
Montana	8	1-1 (1.000)	0-0 (—)	0-2 (.000)	0	3	3	1	0	0	1	0	2	*
Cornell	14	0-1 (.000)	0-0 (—)	2-2 (1.000)	0	0	0	3	1	0	1	1	2	*
Troy	21	4-7 (.571)	0-0 (—)	0-0 (—)	6	3	9	2	1	2	1	0	8	*
vs. DePaul	12	2-3 (.667)	0-0 (—)	0-0 (—)	1	1	2	2	0	0	1	0	4	*
vs. USC	16	2-4 (.500)	0-0 (—)	4-6 (.667)	5	5	10	2	0	1	0	0	8	*
Air Force*	13	1-3 (.333)	0-0 (—)	0-0 (—)	3	0	3	2	1	1	0	0	2	*
at UNLV*	14	2-3 (.667)	0-0 (—)	1-4 (.250)	0	1	1	1	0	0	0	1	5	*
at Fresno State*	17	2-6 (.333)	0-0 (—)	0-1 (.000)	2	0	2	3	0	0	1	0	4	*
Utah State*	11	3-5 (.600)	0-0 (—)	1-2 (.500)	1	1	2	4	1	0	1	0	7	*
Nevada*	14	2-3 (.667)	0-0 (—)	0-0 (—)	0	1	1	2	0	0	1	0	4	*
at San Jose State*20	7-9 (.778)	0-0 (—)	0-0 (—)	1-2 (.500)	2	3	5	3	0	0	1	0	15	*
at New Mexico*														
UNLV*														
Boise State*														
at San Diego State														
Fresno State*														
at Utah State*														
Colorado State*														
at Boise State*														
New Mexico*														
at Colorado State*														
San Jose State*														
Totals	260	43-69 (.623)	0-0 (—)	18-36 (.500)	29	42	71	38	6	10	10	3	104	18

Season & Career Highs

Season Highs

Points	20 vs. Western State, 11-11-16
FG Made	9 vs. Western State, 11-11-16
3FG Made	N/A
FT Made	4 vs. USC, 12-24-16
Rebounds	14 vs. Western State, 11-11-16
Assists	1 five times, last vs. Air Force, 12-28-16
Blocks	1 five times, last vs. Troy, 12-19-16
Steals	1 twice, last vs. Cornell, 12-17-16
Minutes	21 vs. Troy, 12-19-16

Career Highs

Points	20 vs. Western State, 11-11-16
FG Made	9 vs. Western State, 11-11-16
3FG Made	N/A
FT Made	4 twice, last vs. USC, 12-24-16
Rebounds	14 vs. Western State, 11-11-16
Assists	1 five times, last vs. Air Force, 12-28-16
Blocks	1 11 times, last vs. Troy, 12-19-16
Steals	2 at UNLV, 2-27-16
Minutes	25 vs Houston (in Las Vegas), 12-22-15

Double-Figure Scoring Games

Season	2
Career	4

Double-Figure Rebounding Games

Season	2
Career	2

Twenty-Point Scoring Games

Season	1
Career	1

Double-Double Games

Season	1
Career	1

Career Statistics

G/GS	MIN	AVG	FG-FGA/%	3-PT./%	FT-FTA/%	OR	DR	REB	AVG	A	TO	BL	ST	PTS/AVG
15-16	23/0	25.9/11.3	24-30/.800	0-0/0.000	20-41/.488	18	26	44	1.9	0	8	6	5	68/3.0
16-17	19/18	26.0/13.7	43-69/.623	0-0/0.000	18-36/.500	29	42	71	3.7	6	10	10	3	104/5.5
TOTAL	42/18	51.9/12.4	67-99/.677	0-0/0.000	38-77/.494	47	68	115	2.7	6	18	16	8	172/4.1

2016-17 WYOMING GAME NOTES

Season Box Score: All Games

2016-17 Wyoming Cowboys Basketball

Wyoming Cowboys Combined Team Statistics (as of Jan 18, 2017)

All games

RECORD:	OVERALL	HOME	AWAY	NEUTRAL
ALL GAMES	13-6	10-1	2-4	1-1
CONFERENCE	3-3	2-1	1-2	0-0
NON-CONFERENCE	10-3	8-0	1-2	1-1

#	Player	gp-gs	min	avg	Total		3-Point		F-Throw		Rebounds				pf	dq	a	to	blk	stl	pts	avg
					fg-fga	fg%	3fg-fga	3fg%	ft-fa	ft%	off	def	tot	avg								
01	JAMES, Justin	18-0	429	23.8	87-195	.446	18-49	.367	78-102	.765	22	64	86	4.8	44	3	30	39	11	18	270	15.0
20	DALTON, Hayden	19-1	485	25.5	68-153	.444	23-74	.311	85-99	.859	30	128	158	8.3	44	1	56	48	19	14	244	12.8
23	MCMANAMEN, Jason	19-19	649	34.2	66-192	.344	44-138	.319	66-89	.742	9	62	71	3.7	51	0	49	29	1	13	242	12.7
05	Herndon, Alan	19-19	584	30.7	69-155	.445	23-67	.343	34-50	.680	24	91	115	6.1	46	1	19	33	37	11	195	10.3
03	AKA GORSKI,Alexand	17-12	448	26.4	54-133	.406	33-97	.340	24-31	.774	4	39	43	2.5	41	1	38	21	1	11	165	9.7
33	NAUGHTON, Jordan	19-18	260	13.7	43-69	.623	0-0	.000	18-36	.500	29	42	71	3.7	38	0	6	10	10	3	104	5.5
24	ADAMS, Louis	15-7	196	13.1	33-75	.440	6-20	.300	32-39	.821	4	33	37	2.5	27	0	15	24	2	5	104	6.9
11	LIEBERMAN, Jeremy	18-18	344	19.1	23-73	.315	7-41	.171	9-9	1.000	4	31	35	1.9	36	1	35	26	1	15	62	3.4
10	KELLEY, Cody	17-1	236	13.9	19-55	.345	12-36	.333	7-15	.467	5	21	26	1.5	38	1	29	18	1	10	57	3.4
02	MOEMEKA, Andrew	13-0	80	6.2	8-10	.800	0-0	.000	2-3	.667	13	22	35	2.7	18	0	0	12	6	8	18	1.4
25	MARSHALL, Morris	8-0	47	5.9	6-17	.353	2-7	.286	1-2	.500	3	7	10	1.3	4	0	2	1	1	1	15	1.9
21	BARNES, Jonathan	8-0	39	4.9	2-4	.500	0-0	.000	6-10	.600	3	7	10	1.3	7	0	0	2	1	1	10	1.3
13	AVERBUCK, Sam	4-0	28	7.0	1-4	.250	0-1	.000	2-2	1.000	1	1	2	0.5	3	0	4	0	0	0	4	1.0
Team											27	31	58		1		2					
Total.....		19	3825		479-1135	.422	168-530	.317	364-487	.747	178	579	757	39.8	398	8	283	265	91	110	1490	78.4
Opponents.....		19	3825		472-1198	.394	124-417	.297	330-448	.737	212	541	753	39.6	427	-	218	259	61	136	1398	73.6

TEAM STATISTICS	WY	OPP
SCORING	1490	1398
Points per game	78.4	73.6
Scoring margin	+4.8	-
FIELD GOALS-ATT	479-1135	472-1198
Field goal pct	.422	.394
3 POINT FG-ATT	168-530	124-417
3-point FG pct	.317	.297
3-pt FG made per game	8.8	6.5
FREE THROWS-ATT	364-487	330-448
Free throw pct	.747	.737
F-Throws made per game	19.2	17.4
REBOUNDS	757	753
Rebounds per game	39.8	39.6
Rebounding margin	+0.2	-
ASSISTS	283	218
Assists per game	14.9	11.5
TURNOVERS	265	259
Turnovers per game	13.9	13.6
Turnover margin	-0.3	-
Assist/turnover ratio	1.1	0.8
STEALS	110	136
Steals per game	5.8	7.2
BLOCKS	91	61
Blocks per game	4.8	3.2
ATTENDANCE	50934	32930
Home games-Avg/Game	11-4630	6-5110
Neutral site-Avg/Game	-	2-1135

Date	Opponent		Score	Att.
11/11/16	WESTERN STATE	w	88-49	5008
11/14/16	at Montana	w	73-72	3318
11/19/16	SOUTH DAKOTA STATE	w	77-67	6833
11/22/16	at Pacific	L	65-73	1730
11/25/16	at CAL	L	61-71	8355
11/30/16	DENVER	w	82-70	4106
12/03/16	UNI	w	81-73	5539
12/05/16	COLORADO CHRISTIAN	w	67-60	3204
12/10/16	MONTANA	w	85-83	4749
12/17/16	CORNELL	w	97-78	3929
12/19/16	TROY	w	72-66	3204
12/22/16	vs DEPAUL	w	72-58	0
12/23/16	vs USC	Lot	92-94	2270
* 12/28/16	AIR FORCE	w	84-72	5021
* 12/31/16	at UNLV	L	75-81	9352
* 01/04/17	at Fresno State	L	70-85	6437
* 01/11/17	UTAH STATE	w	95-87	4547
* 01/14/17	NEVADA	L	74-89	4794
* 1/18/17	at San Jose State	w	80-70	1468

* = Conference game

Score by Periods	1st	2nd	OT	Totals
Wyoming Cowboys	735	748	7	1490
Opponents	646	743	9	1398

2016-17 WYOMING GAME NOTES

Season Box Score: Conference Games

2016-17 Wyoming Cowboys Basketball

Wyoming Cowboys Combined Team Statistics (as of Jan 18, 2017)

Conference games

RECORD:	OVERALL	HOME	AWAY	NEUTRAL
ALL GAMES	3-3	2-1	1-2	0-0
CONFERENCE	3-3	2-1	1-2	0-0
NON-CONFERENCE	0-0	0-0	0-0	0-0

#	Player	gp-gs	min	avg	Total		3-Point		F-Throw		Rebounds				pf	dq	a	to	blk	stl	pts	avg
					fg-fga	fg%	3fg-fga	3fg%	ft-fa	ft%	off	def	tot	avg								
03	AKA GORSKI,Alexand	6-6	197	32.8	29-61	.475	17-42	.405	12-17	.706	1	17	18	3.0	13	0	12	8	0	5	87	14.5
20	DALTON, Hayden	6-0	146	24.3	23-51	.451	7-25	.280	30-33	.909	9	37	46	7.7	17	1	16	19	5	5	83	13.8
01	JAMES, Justin	6-0	118	19.7	19-51	.373	3-10	.300	27-38	.711	7	24	31	5.2	20	2	9	11	3	9	68	11.3
05	Herndon, Alan	6-6	192	32.0	20-58	.345	7-26	.269	19-25	.760	7	34	41	6.8	17	0	6	11	13	3	66	11.0
23	MCMANAMEN, Jason	6-6	200	33.3	13-56	.232	7-36	.194	14-19	.737	4	22	26	4.3	21	0	21	9	0	3	47	7.8
33	NAUGHTON, Jordan	6-6	89	14.8	17-29	.586	0-0	.000	3-9	.333	8	6	14	2.3	15	0	2	1	4	1	37	6.2
24	ADAMS, Louis	4-0	43	10.8	11-20	.550	1-4	.250	4-6	.667	1	7	8	2.0	6	0	1	3	0	0	27	6.8
10	KELLEY, Cody	6-1	79	13.2	8-22	.364	4-12	.333	5-7	.714	3	5	8	1.3	14	0	11	5	0	4	25	4.2
11	LIEBERMAN, Jeremy	5-5	99	19.8	8-21	.381	2-9	.222	2-2	1.000	0	5	5	1.0	10	0	7	7	0	5	20	4.0
02	MOEMEKA, Andrew	4-0	27	6.8	7-7	1.000	0-0	.000	0-0	.000	7	7	14	3.5	4	0	0	5	2	4	14	3.5
25	MARSHALL, Morris	1-0	3	3.0	1-2	.500	0-0	.000	0-0	.000	1	0	1	1.0	1	0	0	0	0	0	2	2.0
13	AVERBUCK, Sam	1-0	2	2.0	0-0	.000	0-0	.000	2-2	1.000	0	0	0	0.0	1	0	0	0	0	0	2	2.0
21	BARNES, Jonathan	2-0	5	2.5	0-0	.000	0-0	.000	0-2	.000	0	1	1	0.5	2	0	0	0	0	0	0	0.0
Team											12	10	22									
Total.....		6	1200		156-378	.413	48-164	.293	118-160	.738	60	175	235	39.2	141	3	85	79	27	39	478	79.7
Opponents.....		6	1200		163-383	.426	37-124	.298	121-162	.747	69	186	255	42.5	134	-	81	82	22	43	484	80.7

TEAM STATISTICS	WY	OPP
SCORING	478	484
Points per game	79.7	80.7
Scoring margin	-1.0	-
FIELD GOALS-ATT	156-378	163-383
Field goal pct	.413	.426
3 POINT FG-ATT	48-164	37-124
3-point FG pct	.293	.298
3-pt FG made per game	8.0	6.2
FREE THROWS-ATT	118-160	121-162
Free throw pct	.738	.747
F-Throws made per game	19.7	20.2
REBOUNDS	235	255
Rebounds per game	39.2	42.5
Rebounding margin	-3.3	-
ASSISTS	85	81
Assists per game	14.2	13.5
TURNOVERS	79	82
Turnovers per game	13.2	13.7
Turnover margin	+0.5	-
Assist/turnover ratio	1.1	1.0
STEALS	39	43
Steals per game	6.5	7.2
BLOCKS	27	22
Blocks per game	4.5	3.7
ATTENDANCE	14362	17257
Home games-Avg/Game	3-4787	3-5752
Neutral site-Avg/Game	-	0-0

Date	Opponent		Score	Att.
* 12/28/16	AIR FORCE	w	84-72	5021
* 12/31/16	at UNLV	L	75-81	9352
* 01/04/17	at Fresno State	L	70-85	6437
* 01/11/17	UTAH STATE	w	95-87	4547
* 01/14/17	NEVADA	L	74-89	4794
* 1/18/17	at San Jose State	w	80-70	1468

* = Conference game

Score by Periods	1st	2nd	Totals
Wyoming Cowboys	252	226	478
Opponents	218	266	484

2016-17 WYOMING GAME NOTES

Cowboy Starting Lineups

# Games	Lineup Started	Lineup #	Forward	Forward	Guard	Guard	Guard	Record
11		1	Herndon	Naughton	Aka Gorski	Lieberman	McManamen	6-5 (2-3)
6		2	Herndon	Naughton	Adams	Lieberman	McManamen	5-1 (0-0)
1		3	Herndon	Dalton	Adams	Lieberman	McManamen	1-0 (0-0)
1		4	Herndon	Naughton	Aka Gorski	Kelley	McManamen	1-0 (1-0)
Totals (19 games)								12-6 (2-3)

(The lineup numbers are by the order they first appeared during the season.)

Starting Lineup Game-by-Game

Date	Opponent	Lineup #	Forward	Forward	Guard	Guard	Guard	Record
11/11	Western State	1	Herndon	Naughton	Aka Gorski	Lieberman	McManamen	1-0 (0-0)
11/14	at Montana	1	Herndon	Naughton	Aka Gorski	Lieberman	McManamen	2-0 (0-0)
11/19	South Dakota St.	1	Herndon	Naughton	Aka Gorski	Lieberman	McManamen	3-0 (0-0)
11/22	at Pacific	1	Herndon	Naughton	Aka Gorski	Lieberman	McManamen	3-1 (0-0)
11/25	at Cal	1	Herndon	Naughton	Aka Gorski	Lieberman	McManamen	3-2 (0-0)
11/30	Denver	1	Herndon	Naughton	Aka Gorski	Lieberman	McManamen	4-2 (0-0)
12/3	Northern Iowa	2	Herndon	Naughton	Adams	Lieberman	McManamen	5-2 (0-0)
12/5	Colo. Christian	2	Herndon	Naughton	Adams	Lieberman	McManamen	6-2 (0-0)
12/10	Montana	2	Herndon	Naughton	Adams	Lieberman	McManamen	7-2 (0-0)
12/17	Cornell	3	Herndon	Dalton	Adams	Lieberman	McManamen	8-2 (0-0)
12/19	Troy	2	Herndon	Naughton	Adams	Lieberman	McManamen	9-2 (0-0)
12/22	vs. DePaul	2	Herndon	Naughton	Adams	Lieberman	McManamen	10-2 (0-0)
12/23	vs. USC	2	Herndon	Naughton	Adams	Lieberman	McManamen	10-3 (0-0)
12/28	Air Force	1	Herndon	Naughton	Aka Gorski	Lieberman	McManamen	11-3 (1-0)
12/31	at UNLV	1	Herndon	Naughton	Aka Gorski	Lieberman	McManamen	11-4 (1-1)
1/4	at Fresno State	1	Herndon	Naughton	Aka Gorski	Lieberman	McManamen	11-5 (1-2)
1/11	Utah State	4	Herndon	Naughton	Aka Gorski	Kelley	McManamen	12-5 (2-2)
1/14	Nevada	1	Herndon	Naughton	Aka Gorski	Lieberman	McManamen	12-6 (2-3)
1/18	at San Jose State	1	Herndon	Naughton	Aka Gorski	Lieberman	McManamen	13-6 (3-3)

Bold Indicates Home Games

* Indicates Mountain West Conference games

2016-17 WYOMING GAME NOTES

Individual Category Leaders

Scoring Average	G	Pts	Avg/G
JAMES, Justin	18	270	15.0
DALTON, Hayden	19	244	12.8
MCMANAMEN, Jason	19	242	12.7
HERNDON, Alan	19	195	10.3
AKA GORSKI,Alexander	17	165	9.7

FG Percentage	FG	Att	Pct
MOEMEKA, Andrew	8	10	.800
NAUGHTON, Jordan	43	69	.623
BARNES, Jonathan	2	4	.500
JAMES, Justin	87	195	.446
HERNDON, Alan	69	155	.445

3-Point Percentage	3FG	Att	Pct
JAMES, JUSTIN	18	49	.367
HERNDON, ALAN	23	67	.343
AKA GORSKI,ALEXANDER	33	97	.340
KELLEY, CODY	12	36	.333
MCMANAMEN, JASON	44	138	.319

Free Throw Percent	FT	Att	Pct
LIEBERMAN, Jeremy	9	9	1.000
AVERBUCK, Sam	2	2	1.000
DALTON, Hayden	85	99	.859
ADAMS, Louis	32	39	.821
AKA GORSKI,Alexander	24	31	.774

Field Goals Made	G	Made	Made/G
JAMES, Justin	18	87	4.8
HERNDON, Alan	19	69	3.6
DALTON, Hayden	19	68	3.6
MCMANAMEN, Jason	19	66	3.5
AKA GORSKI,Alexander	17	54	3.2

3-Point FG Made	G	Made	Made/G
MCMANAMEN, Jason	19	44	2.3
AKA GORSKI,Alexander	17	33	1.9
DALTON, Hayden	19	23	1.2
HERNDON, Alan	19	23	1.2
JAMES, Justin	18	18	1.0

Free Throws Made	G	Made	Made/G
DALTON, Hayden	19	85	4.5
JAMES, Justin	18	78	4.3
MCMANAMEN, Jason	19	66	3.5
HERNDON, Alan	19	34	1.8
ADAMS, Louis	15	32	2.1

Rebound Average	G	Reb	Avg/G
DALTON, Hayden	19	158	8.3
HERNDON, Alan	19	115	6.1
JAMES, Justin	18	86	4.8
MCMANAMEN, Jason	19	71	3.7
NAUGHTON, Jordan	19	71	3.7

Assists	G	No.	Ast/G
DALTON, Hayden	19	56	2.9
MCMANAMEN, Jason	19	49	2.6
AKA GORSKI,Alexander	17	38	2.2
LIEBERMAN, Jeremy	18	35	1.9
JAMES, Justin	18	30	1.7

Steals	G	No.	Stl/G
JAMES, Justin	18	18	1.0
LIEBERMAN, Jeremy	18	15	0.8
DALTON, Hayden	19	14	0.7
MCMANAMEN, Jason	19	13	0.7
HERNDON, Alan	19	11	0.6

Blocked Shots	G	No.	Blk/G
HERNDON, ALAN	19	37	1.9
DALTON, HAYDEN	19	19	1.0
JAMES, JUSTIN	18	11	0.6
NAUGHTON, JORDAN	19	10	0.5
MOEMEKA, ANDREW	13	6	0.5

Minutes	G	No.	Min/G
MCMANAMEN, Jason	19	649	34.2
HERNDON, Alan	19	584	30.7
DALTON, Hayden	19	485	25.5
AKA GORSKI,Alexander	17	448	26.4
JAMES, Justin	18	429	23.8

Specialty Stat Leaders

Scoring	2016-17	Record	Career	Record
Jason McManamen	5	3-2	10	5-5
Justin James	6	3-3	6	3-3
Hayden Dalton	4	4-0	4	4-0
Alan Herndon	2	2-0	3	2-1
Alex Aka Gorski	3	1-2	3	1-2
Jordan Naughton	2	2-0	2	2-0

Double-Figure Points	2016-17	Record	Career	Record
Jason McManamen	13	11-2	41	27-14
Alan Herndon	13	9-4	26	16-10
Justin James	13	8-5	20	13-7
Hayden Dalton	14	9-5	17	10-7
Alexander Aka Gorski	8	5-3	11	6-5
Louis Adams	4	4-0	4	4-0
Jeremy Lieberman	0	0-0	3	3-0
Jordan Naughton	2	2-0	4	4-0
Jonathan Barnes	0	0-0	1	0-1
Cody Kelley	2	1-1	2	1-1

Scoring 20+ Points	2016-17	Record	Career	Record
Jason McManamen	5	3-2	11	5-6
Justin James	4	2-2	4	2-2
Alex Aka Gorski	2	1-1	2	1-1
Jordan Naughton	1	1-0	1	1-0
Hayden Dalton	1	1-0	1	1-0
Louis Adams	1	1-0	1	1-0

Double-Doubles	2016-17	Record	Career	Record
Hayden Dalton	6	4-2	6	4-2
Alan Herndon	1	1-0	2	1-1
Jordan Naughton	1	1-0	1	1-0

Double-Figure Rebounds	2016-17	Record	Career	Record
Hayden Dalton	6	4-2	6	4-2
Alan Herndon	1	1-0	3	2-1
Josh Adams	0	0-0	2	1-1
Jordan Naughton	2	1-1	2	1-1

Rebounds	2016-17	Record	Career	Record
Alan Herndon	6	4-2	16	9-7
Hayden Dalton	12	9-3	15	11-4
Justin James	4	3-1	6	3-3
Jordan Naughton	1	1-0	3	3-0
Jason McManamen	1	0-1	4	1-3
Alexander Aka Gorski	0	0-0	2	1-1
Jeremy Lieberman	0	0-0	2	0-2
Jonathan Barnes	0	0-0	1	1-0

Assists	2015-16	Record	Career	Record
Jason McManamen	7	4-3	15	8-7
Jeremy Lieberman	6	4-2	12	9-3
Hayden Dalton	8	6-2	9	6-3
Alex Aka Gorski	6	4-2	6	4-2
Alan Herndon	1	1-0	3	1-2
Justin James	2	2-0	2	2-0
Alan Herndon	1	1-0	1	1-0
Cody Kelley	2	1-1	2	1-1

2016-17 WYOMING GAME NOTES

Individual Points-Rebounds-Assists

Opponent	Date	Score	01 JAMES	02 MOEMEKA	03 AKA GORSKI	05 HERNDON	10 KELLEY	11 LIEBERMAN	13 AVERBUCK	20 DALTON	21 BARNES	23 MCMANAMEN	24 ADAMS	25 MARSHALL	33 NAUGHTON
WESTERN STATE	11/11/16	W, 88-49	6-3-1	0-4-0	20-0-4	4-8-3	3-3-2	8-0-5	0-0-1	10-3-1	2-1-0	9-2-1	3-5-2	3-0-1	20-14-0
at Montana	11/14/16	W, 73-72	19-2-1	0-2-0	8-3-3	10-6-1	0-2-0	0-0-2	DNP	11-13-1	DNP	20-1-2	3-0-1	0-0-1	2-0-0
SOUTH DAKOTA ST.	11/19/16	W, 77-67	18-2-3	0-3-0	15-6-4	7-1-2	5-0-2	3-3-1	DNP	9-7-4	DNP	16-4-0	DNP	DNP	4-3-0
at Pacific	11/22/16	L, 65-73	14-5-2	0-6-0	2-0-3	17-9-0	0-2-1	0-2-2	0-0-0	5-5-2	DNP	23-5-0	DNP	DNP	4-8-1
at Cal	11/25/16	L, 61-71	28-2-1	DNP	4-3-4	11-9-1	0-1-0	0-0-0	DNP	10-7-4	DNP	6-1-1	0-0-0	DNP	2-3-0
DENVER	11/30/16	W, 82-70	21-5-1	0-0-0	0-2-1	12-7-0	0-1-3	6-3-2	DNP	4-8-2	4-0-0	13-3-4	16-2-0	DNP	6-1-0
NORTHERN IOWA	12/3/16	W, 81-73	8-5-4	DNP	6-2-3	12-5-0	8-4-5	5-4-0	DNP	19-5-6	DNP	21-3-2	0-1-1	DNP	2-2-1
Colo. Christian	12/5/16	W, 67-60	9-7-1	2-5-0	8-2-1	15-5-0	0-2-3	7-5-2	DNP	6-8-3	2-1-0	10-4-4	5-3-1	DNP	3-2-0
MONTANA	12/10/16	W, 85-83	16-7-3	0-0-0	DNP	11-7-3	8-0-1	2-3-3	DNP	11-3-3	2-1-0	20-5-0	10-0-2	3-1-0	2-3-0
CORNELL	12/17/16	W, 97-78	DNP	DNP	DNP	12-5-1	8-1-0	0-1-7	2-2-3	27-11-2	0-6-0	15-2-5	24-6-2	7-6-0	2-0-1
TROY	12/19/16	W, 72-66	27-6-0	DNP	0-0-2	4-1-0	0-2-1	4-4-1	DNP	13-12-4	0-0-0	10-6-2	6-6-1	0-0-0	8-9-1
vs. DePaul	12/22/16	W, 72-58	13-6-2	2-1-0	12-2-1	10-8-2	DNP	2-3-2	DNP	18-12-2	DNP	9-6-2	2-3-1	0-1-0	4-2-0
vs. USC	12/23/16	L, 92-94 (OT)	23-5-2	0-0-0	3-5-0	4-3-0	DNP	5-2-1	DNP	18-18-6	DNP	23-3-5	8-3-3	0-1-0	8-10-0
AIR FORCE	12/28/16	W, 84-72	14-8-1	8-6-0	14-3-6	15-7-1	3-0-1	0-2-1	2-0-0	15-6-4	0-0-0	11-5-6	DNP	DNP	2-3-1
at UNLV	12/31/16	L, 75-81	17-7-1	0-2-0	12-2-0	12-7-2	0-1-0	9-3-4	DNP	16-9-2	DNP	4-4-4	DNP	DNP	5-1-0
at Fresno State	1/4/17	L, 70-85	7-1-3	DNP	19-2-0	6-7-1	10-2-1	2-0-0	DNP	14-13-2	DNP	6-6-5	2-1-0	DNP	4-2-0
UTAH STATE	1/11/17	W, 95-87	9-5-1	DNP	18-3-1	15-10-1	10-4-6	DNP	DNP	19-8-6	0-1-0	11-1-3	6-2-0	DNP	7-2-1
NEVADA	1/14/17	L, 74-89	11-6-0	2-1-0	20-5-1	12-4-1	2-1-2	0-0-2	DNP	13-4-1	DNP	5-6-2	5-4-1	DNP	4-1-0
at San Jose State	1/18/17	W, 80-70	10-4-3	4-5-0	4-3-4	6-6-0	0-0-1	9-0-0	DNP	6-6-1	DNP	10-4-1	14-1-0	2-1-0	15-5-0

Game-by-Game Leaders

Opponent	Date	Score	Points	Rebounds	Assists	Steals	Blocks
WESTERN STATE	11/11/16	W, 88-49	20-AKA GORSKI/NAUGHTON	14-NAUGHTON, Jordan	5-LIEBERMAN, Jeremy	3-MCMANAMEN, Jason	3-DALTON, Hayden
at Montana	11/14/16	W, 73-72	20-MCMANAMEN, Jason	13-DALTON, Hayden	3-AKA GORSKI,Alex	1-LIEBERMAN/JAMES/KELLEY	2-HERNDON, Alan
SOUTH DAKOTA STATE	11/19/16	W, 77-67	18-JAMES, Justin	7-DALTON, Hayden	4-DALTON/AKA GORSKI	3-MCMANAMEN, Jason	2-HERNDON, Alan
at Pacific	11/22/16	L, 65-73	23-MCMANAMEN, Jason	9-HERNDON, Alan	3-AKA GORSKI,Alex	2-MCMANAMEN, Jason	1-JAMES/HERNDON
at Cal	11/25/16	L, 61-71	28-JAMES, Justin	9-HERNDON, Alan	4-DALTON/AKA GORSKI	3-AKA GORSKI,Alexander	2-HERNDON, Alan
DENVER	11/30/16	W, 82-70	21-JAMES, Justin	8-DALTON, Hayden	4-MCMANAMEN, Jason	1-Six players	3-HERNDON, Alan
NORTHERN IOWA	12/3/16	W, 81-73	21-MCMANAMEN, Jason	5-JAMES/DALTON/HERNDON	6-DALTON, Hayden	1-Five players	3-HERNDON, Alan
Colo. Christian	12/5/16	W, 67-60	15-HERNDON, Alan	8-DALTON, Hayden	4-MCMANAMEN, Jason	1- LIEBERMAN, Jeremy	2- Three players
MONTANA	12/10/16	W, 85-83	20-MCMANAMEN, Jason	7-JAMES/HERNDON	3- Four players	1-HERNDON/LIEBERMAN/BARNES	1-NAUGHTON/DALTON
CORNELL	12/17/16	W, 97-78	27-DALTON, Hayden	11-DALTON, Hayden	7-LIEBERMAN, Jeremy	3-ADAMS/KELLEY	4-HERNDON, Alan
TROY	12/19/16	W, 72-66	27-JAMES, Justin	12-DALTON, Hayden	4-DALTON, Hayden	4-DALTON, Hayden	1-Five players
vs. DePaul	12/22/16	W, 72-58	18-DALTON, Hayden	12-DALTON, Hayden	2- Five players	2-DALTON, Hayden	3-HERNDON, Alan
vs. USC	12/23/16	L, 92-94 (OT)	23-JAMES/McMANAMEN	18-DALTON, Hayden	6-DALTON, Hayden	2-JAMES, Justin	2-DALTON, Hayden
AIR FORCE	12/28/16	W, 84-72	15-HERNDON/DALTON	8-JAMES, Justin	6-AKA GORSKI/MCMANAMEN	3-MOEMEKA, Andrew	3-HERNDON, Alan
at UNLV	12/31/16	L, 75-81	17-JAMES, Justin	13-DALTON, Hayden	4-LIEBERMAN/MCMANAMEN	3-LIEBERMAN, Jeremy	4-HERNDON, Alan
at Fresno State	1/4/17	L, 70-85	19-AKA GORSKI,Alexander	9-DALTON, Hayden	5-MCMANAMEN, Jason	3-JAMES, Justin	1-JAMES/NAUGHTON
UTAH STATE	1/11/17	W, 95-87	19-DALTON, Hayden	10-HERNDON, Alan	6-DALTON/KELLEY	2-KELLEY/JAMES	4-HERNDON, Alan
NEVADA	1/14/17	L, 74-89	20-AKA GORSKI,Alexander	6-MCMANAMEN/JAMES	2-Three players	2-JAMES/DALTON	1-Five players
at San Jose State	1/18/17	W, 80-70	15-NAUGHTON, Jordan	6-DALTON/HERNDON	4-AKA GORSKI,Alex	2-LIEBERMAN, Jeremy	2-DALTON, Hayden

2016-17 WYOMING GAME NOTES

Cowboys in Comparison to Opponents

Overall Record	13-6
When the Cowboys they are
Play day games	2-3
Play night games	10-3
Lead at halftime	9-0
Trail at halftime	2-5
Are tied at halftime	2-1
Shoot better from the field than opponent	10-1
Shoot worse from the field than opponent	2-5
Shoot the same from the field as opponent	1-0
Shoot better from three-point range than opponent	9-0
Shoot worse from three-point range than opponent	4-6
Shoot the same from three-point range as opponent	0-0
Shoot better from the free-throw line than opponent	8-3
Shoot worse from the free-throw line than opponent	5-3
Shoot the same from the free-throw line as opponent	0-0
Outrebound opponent	7-2
Are outrebounded by opponent	5-4
Are even in rebounds with opponent	1-0
Have more offensive rebounds than opponent	4-2
Have fewer offensive rebounds than opponent	7-3
Have the same number of offensive rebounds	1-1
Have more defensive rebounds than opponent	8-3
Have fewer defensive rebounds than opponent	4-3
Have the same number of defensive rebounds	1-0

When the Cowboys they are
Commit fewer fouls than opponent	9-2
Commit more fouls than opponent	2-4
Commit the same number of fouls	2-0
Have more assists than opponent	10-2
Have fewer assists than opponent	3-4
Have the same number of assists	0-0
Commit fewer turnovers than opponent	6-2
Commit more turnovers than opponent	7-3
Commit the same number of turnovers	0-1
Block more shots than opponent	11-2
Block fewer shots than opponent	1-2
Block the same number of shots	1-2
Have more steals than opponent	5-1
Have fewer steals than opponent	8-3
Have the same number of steals	0-2
Have their starting frontcourt outscore the opponent's	4-2
Have their starting frontcourt outscored by the opponent's	8-4
Have their starting frontcourt tied by the opponent's	1-0
Have their starting backcourt outscore the opponent's	9-0
Have their starting backcourt outscored by the opponent's	4-5
Have their starting backcourt tied by the opponent's	0-1
Have their bench outscore the opponent's	11-6
Have their bench outscored by the opponent's	2-0
Have their bench tied by the opponent's in scoring	0-0

Team Game-by-Game Comparison

Opponent	1st	2nd	Score	Mar	FG	FG %	3FG	3FG %	FT	FT Pct	Rbs	Ast	TO	Block	Steal	Fouls
WESTERN STATE	49/23	39/26	88-49	+39	31-60/18-59	.517/.305	14-32/6-22	.438/.273	12-18/7-14	.667/.500	46/31 +15	21/6	13/15	9/0	10/4	19/17
at Montana	41/35	32/37	73-72	+1	21-53/26-53	.396/.491	9-28/4-14	.321/.286	22-27/16-23	.815/.696	32/33 (1)	12/15	12/11	4/7	3/6	23/27
SOUTH DAKOTA ST.	36/35	41/32	77-67	+10	24-54/20-58	.444/.345	10-30/12-37	.333/.324	19-27/15-21	.704/.714	32/43 (11)	16/11	7/14	5/3	8/1	21/21
at Pacific	33/33	32/40	65-73	(8)	18-54/19-55	.333/.345	5-26/4-19	.192/.211	24-29/31-44	.828/.705	42/38 +4	11/9	19/16	2/2	3/9	35/29
at Cal	26/38	35/33	61-71	(10)	20-54/24-52	.370/.462	4-23/5-15	.174/.333	17-26/18-25	.654/.720	32/38 (6)	11/12	15/20	3/6	8/6	20/22
DENVER	46/30	36/40	82-70	+12	26-61/26-61	.426/.426	9-31/7-24	.290/.292	21-25/11-15	.840/.733	34/41 (7)	13/14	9/19	6/4	6/5	18/21
NORTHERN IOWA	28/28	53/45	81-73	+8	26-48/25-66	.542/.379	16-29/10-30	.552/.333	13-19/13-16	.684/.813	33/33 -	22/10	21/13	4/0	5/9	14/21
Colo. Christian	29/30	38/30	67-60	+7	22-60/21-72	.367/.292	8-31/6-27	.258/.222	15-27/12-14	.556/.857	50/44 +6	15/12	10/7	7/5	1/6	13/22
MONTANA	37/37	48/46	85-83	+2	25-53/25-60	.472/.417	10-23/7-19	.435/.368	25-32/26-31	.781/.839	31/42 (11)	15/9	9/8	2/1	3/5	23/27
CORNELL	56/28	41/50	97-78	+19	32-68/26-60	.471/.433	12-27/8-22	.444/.364	21-25/18-23	.840/.783	42/33 +9	21/12	14/16	7/3	10/7	20/19
TROY	29/32	43/34	72-66	+6	25-62/23-67	.403/.343	4-23/6-26	.174/.231	18-26/14-19	.692/.737	47/38 +9	12/6	18/15	5/2	6/12	16/24
vs. DePaul	29/29	43/29	72-58	+14	24-57/20-71	.421/.282	6-25/4-15	.240/.267	18-22/14-20	.818/.700	49/39 +10	12/5	22/14	6/2	4/11	18/21
vs. USC	44/50	41/35	92-94	(2)	29-73/36-81	.397/.444	13-38/8-23	.342/.348	21-24/14-21	.875/.667	52/45 +7	17/16	17/9	4/4	4/12	17/22
AIR FORCE	41/26	43/46	84-72	+12	28-64/26-73	.438/.356	14-35/7-22	.400/.318	14-18/13-17	.778/.765	44/45 (1)	21/13	16/13	6/1	7/9	19/22
at UNLV	36/42	39/39	75-81	(6)	27-60/25-64	.450/.391	5-26/7-22	.192/.318	16-25/24-30	.640/.800	40/44 (4)	13/15	16/13	5/1	7/7	24/22
at Fresno State	37/41	33/44	70-85	(15)	20-66/26-57	.303/.506	6-24/5-17	.250/.294	24-31/28-37	.774/.757	38/47 (9)	12/13	10/12	2/13	5/7	29/26
UTAH STATE	57/39	38/48	95-87	+8	30-60/32-63	.500/.458	13-28/8-23	.464/.348	22-29/15-24	.759/.625	36/35 +1	19/16	11/12	5/0	5/7	22/22
NEVADA	31/39	43/50	74-89	(15)	20-61/26-64	.328/.406	7-33/6-21	.212/.286	27-34/31-37	.794/.838	36/49 (13)	10/11	15/15	5/3	7/7	30/23
at San Jose State	50/31	30/39	80-70	+10	31-67/28-62	.463/.452	3-18/4-19	.167/.211	15-23/10-17	.652/.588	41/35 +6	10/13	11/17	4/4	8/6	17/19

Note: Game totals are displayed in the format WYO/OPPONENT for each category

2016-17 WYOMING GAME NOTES

Speciality Stats Game-by-Game

Opponent	Paint	Off TO	2nd Chance	Fast Break	Bench	Largest Lead	Largest Deficit	Lead Changes	Times Tied
WESTERN STATE	30/20	25/7	10/11	4/0	27/21	39/2	2/39	1	1
at Montana	20/32	15/17	7/6	2/4	33/44	8/9	9/8	12	13
SOUTH DAKOTA STATE	22/14	10/7	7/12	2/0	32/27	12/6	6/12	6	4
at Pacific	24/26	17/18	7/13	3/8	19/28	8/10	10/8	3	7
at Cal	30/34	24/17	6/3	11/10	38/24	0/22	22/0	0	0
DENVER	32/26	17/10	12/11	4/4	45/28	20/1	1/20	2	0
NORTHERN IOWA	12/18	10/25	6/12	0/2	41/27	13/7	7/13	6	6
Colo. Christian	22/22	6/7	6/6	2/4	27/7	11/8	8/11	2	5
MONTANA	30/30	9/10	2/21	4/4	40/29	7/7	7/7	20	14
CORNELL	40/28	21/13	18/2	6/10	19/17	32/0	0/32	0	0
TROY	36/22	21/22	20/14	8/2	40/25	7/10	10/7	6	5
vs. DePaul	36/20	12/19	6/9	15/2	45/10	15/10	10/15	4	5
vs. USC	28/50	9/23	12/15	0/14	44/35	9/9	9/9	12	9
AIR FORCE	22/24	20/19	14/22	6/4	42/44	28/4	4/28	1	1
at UNLV	40/32	13/15	2/7	9/6	33/19	2/11	11/2	8	6
at Fresno State	26/32	9/16	13/5	4/8	33/8	3/15	15/3	3	2
UTAH STATE	34/38	18/14	11/13	2/4	34/22	22/1	1/22	2	0
NEVADA	22/26	9/16	9/5	2/0	33/3	6/17	17/6	1	1
at San Jose State	48/28	19/13	21/9	6/6	36/21	21/2	2/21	1	3

Points in the Paint:

Most: 48 at San Jose State, 1-18-17

Most Allowed: 50 vs. USC, 12-23-16

Least: 12 vs. Northern Iowa, 12-3-16

Least Allowed: 14 vs. South Dakota State, 11-19-16

Points Off Turnovers:

Most: 25 vs. Western State, 11-11-16

Most Allowed: 25 vs. Northern Iowa, 12-3-16

Least : 6 vs. Colo. Christian, 12-5-16

Least Allowed: 7 three times, last vs. Colo. Christian, 12-5-16

Second Chance Pts:

Most: 21 at San Jose State, 1-18-17

Most Allowed: 22 vs. Air Force, 12-28-16

Least: 2 twice, last at UNLV, 12-31-16

Least Allowed: 2 vs. Cornell, 12-17-16

Fast Break Points:

Most: 15 vs. DePaul, 12-22-16

Most Allowed: 10 twice, last vs. Cornell, 12-17-16

Least: 0 twice, last vs. USC, 12-23-16

Least Allowed: 0 three times, last vs. Nevada, 1-14-17

Bench Points:

Most: 45 twice, last vs. DePaul, 12-22-16

Most Allowed: 44 twice, last vs. Air Force, 12-28-16

Least: 19 vs. Cornell, 12-17-16

Least Allowed: 3 vs. Nevada, 1-14-17

Largest Deficit Overcome: 10 twice, last vs. DePaul, 12-22-16

Largest Lead Lost: 9 vs. USC, 12-23-16

Note: Game totals are displayed in the format WYO/OPPONENT for each category

Starters/Bench Production

	Starters (Total / % Team Total)	Bench (Total / % Team Total)
Minutes	2345 / 61%	1480 / 39%
Points	829 / 56%	661 / 44%
Rebounds	362 / 49%	368 / 51%

Record by Margin

1	2	3	4	5	6
1-0	1-1	0-0	0-0	0-0	1-1
7	8	9	10-15	16-20	20+
1-0	2-1	0-0	5-3	1-0	1-0

Record by Conference

Conference	Record
RMAC	2-0
Big Sky Conference	2-0
Summit League	2-0
West Coast Conference	0-1
Pac-12	0-2
Missouri Valley Conference	1-0
Ivy League	1-0
Sun Belt Conference	1-0
Big East Conference	1-0
Mountain West	3-3

Points Scored/Allowed

Scoring		Allowing
0-0	49 or less	1-0
0-0	50-59	1-0
1-2	60-69	3-0
4-3	70-79	6-2
6-0	80-89	2-3
2-1	90-99	0-1
0-0	100+	0-0

Record by Month

Nov.	Dec.	Jan.	Feb.	March
4-2	7-2	2-2	0-0	0-0

Record by Day

Sun.	Mon.	Tue.	Wed.	Thu.	Fri.	Sat.
0-0	3-0	0-1	4-1	1-0	1-2	4-2

2016-17 WYOMING GAME NOTES

Team Superlatives

Wyoming Game Highs

POINTS	97	CORNELL (12/17/16)
	95	UTAH STATE (01/11/17)
FG MADE	32	CORNELL (12/17/16)
	31	AT SAN JOSE STATE (1/18/17)
FG ATTEMPTS	73	VS USC (12/23/16)
	68	CORNELL (12/17/16)
FG PERCENTAGE	.542 (26-48)	UNI (12/03/16)
	.517 (31-60)	WESTERN STATE (11/11/16)
3 PT MADE	16	UNI (12/03/16)
	14	AIR FORCE (12/28/16)
	14	WESTERN STATE (11/11/16)
3 PT ATTEMPTS	38	VS USC (12/23/16)
	35	AIR FORCE (12/28/16)
3 PT %	.552 (16-29)	UNI (12/03/16)
	.464 (13-28)	UTAH STATE (01/11/17)
FT MADE	27	NEVADA (01/14/17)
	25	MONTANA (12/10/16)
FT ATTEMPTS	34	NEVADA (01/14/17)
	32	MONTANA (12/10/16)
FT PERCENTAGE	.875 (21-24)	VS USC (12/23/16)
	.840 (21-25)	CORNELL (12/17/16)
REBOUNDS	52	VS USC (12/23/16)
	50	COLORADO CHRISTIAN (12/05/16)
ASSISTS	22	UNI (12/03/16)
	21	AIR FORCE (12/28/16)
STEALS	10	CORNELL (12/17/16)
	10	WESTERN STATE (11/11/16)
BLOCKED SHOTS	9	WESTERN STATE (11/11/16)
	7	CORNELL (12/17/16)
TURNOVERS	22	VS DEPAUL (12/22/16)
	21	UNI (12/03/16)
FOULS	35	AT PACIFIC (11/22/16)
	30	NEVADA (01/14/17)

Opponent Game Highs

POINTS	94	VS USC (12/23/16)
	89	NEVADA (01/14/17)
FG MADE	36	VS USC (12/23/16)
	32	UTAH STATE (01/11/17)
FG ATTEMPTS	81	VS USC (12/23/16)
	73	AIR FORCE (12/28/16)
FG PERCENTAGE	.508 (32-63)	UTAH STATE (01/11/17)
	.491 (26-53)	AT MONTANA (11/14/16)
3 PT MADE	12	SOUTH DAKOTA STATE (11/19/16)
	10	UNI (12/03/16)
3 PT ATTEMPTS	37	SOUTH DAKOTA STATE (11/19/16)
	30	UNI (12/03/16)
3 PT %	.368 (7-19)	MONTANA (12/10/16)
	.364 (8-22)	CORNELL (12/17/16)
FT MADE	31	NEVADA (01/14/17)
	31	AT PACIFIC (11/22/16)
FT ATTEMPTS	44	AT PACIFIC (11/22/16)
	37	NEVADA (01/14/17)
	37	AT FRESNO STATE (01/04/17)
FT PERCENTAGE	.857 (12-14)	COLORADO CHRISTIAN (12/05/16)
	.839 (26-31)	MONTANA (12/10/16)
REBOUNDS	49	NEVADA (01/14/17)
	47	AT FRESNO STATE (01/04/17)
ASSISTS	16	UTAH STATE (01/11/17)
	16	VS USC (12/23/16)
STEALS	12	VS USC (12/23/16)
	12	TROY (12/19/16)
BLOCKED SHOTS	13	AT FRESNO STATE (01/04/17)
	7	AT MONTANA (11/14/16)
TURNOVERS	20	AT CAL (11/25/16)
	19	DENVER (11/30/16)
FOULS	29	AT PACIFIC (11/22/16)
	27	MONTANA (12/10/16)

Wyoming Game Lows

POINTS	61	AT CAL (11/25/16)
	65	AT PACIFIC (11/22/16)
FG MADE	18	AT PACIFIC (11/22/16)
	20	AT CAL (11/25/16)
FG ATTEMPTS	48	UNI (12/03/16)
	53	AT MONTANA (11/14/16)
FG PERCENTAGE	.303 (20-66)	AT FRESNO STATE (01/04/17)
	.328 (20-61)	NEVADA (01/14/17)
3 PT MADE	3	AT SAN JOSE STATE (1/18/17)
	4	AT CAL (11/25/16)
3 PT ATTEMPTS	18	AT SAN JOSE STATE (1/18/17)
	23	AT CAL (11/25/16)
3 PT %	.167 (3-18)	AT SAN JOSE STATE (1/18/17)
	.174 (4-23)	AT CAL (11/25/16)
	.174 (4-23)	TROY (12/19/16)
FT MADE	12	WESTERN STATE (11/11/16)
	13	UNI (12/03/16)
FT ATTEMPTS	18	WESTERN STATE (11/11/16)
	18	AIR FORCE (12/28/16)
FT PERCENTAGE	.556 (15-27)	COLORADO CHRISTIAN (12/05/16)
	.640 (16-25)	AT UNLV (12/31/16)
REBOUNDS	31	MONTANA (12/10/16)
	32	AT MONTANA (11/14/16)
ASSISTS	10	NEVADA (01/14/17)
	10	AT SAN JOSE STATE (1/18/17)
STEALS	1	COLORADO CHRISTIAN (12/05/16)
	3	AT MONTANA (11/14/16)
BLOCKED SHOTS	2	AT PACIFIC (11/22/16)
	2	MONTANA (12/10/16)
TURNOVERS	7	SOUTH DAKOTA STATE (11/19/16)
	9	DENVER (11/30/16)
FOULS	13	COLORADO CHRISTIAN (12/05/16)

Opponent Game Lows

POINTS	49	WESTERN STATE (11/11/16)
	58	VS DEPAUL (12/22/16)
FG MADE	18	WESTERN STATE (11/11/16)
	19	AT PACIFIC (11/22/16)
FG ATTEMPTS	52	AT CAL (11/25/16)
	53	AT MONTANA (11/14/16)
FG PERCENTAGE	.282 (20-71)	VS DEPAUL (12/22/16)
	.292 (21-72)	COLORADO CHRISTIAN (12/05/16)
3 PT MADE	4	AT MONTANA (11/14/16)
	4	AT PACIFIC (11/22/16)
3 PT ATTEMPTS	14	AT MONTANA (11/14/16)
	15	AT CAL (11/25/16)
	15	VS DEPAUL (12/22/16)
3 PT %	.211 (4-19)	AT PACIFIC (11/22/16)
	.211 (4-19)	AT SAN JOSE STATE (1/18/17)
FT MADE	7	WESTERN STATE (11/11/16)
	10	AT SAN JOSE STATE (1/18/17)
FT ATTEMPTS	14	WESTERN STATE (11/11/16)
	14	COLORADO CHRISTIAN (12/05/16)
FT PERCENTAGE	.500 (7-14)	WESTERN STATE (11/11/16)
	.588 (10-17)	AT SAN JOSE STATE (1/18/17)
REBOUNDS	31	WESTERN STATE (11/11/16)
	33	AT MONTANA (11/14/16)
ASSISTS	5	VS DEPAUL (12/22/16)
	6	WESTERN STATE (11/11/16)
STEALS	1	SOUTH DAKOTA STATE (11/19/16)
	4	WESTERN STATE (11/11/16)
BLOCKED SHOTS	0	WESTERN STATE (11/11/16)
	0	UNI (12/03/16)
TURNOVERS	7	COLORADO CHRISTIAN (12/05/16)
	8	MONTANA (12/10/16)
FOULS	17	WESTERN STATE (11/11/16)

2016-17 WYOMING GAME NOTES

Last Time an Individual

Cowboy Scored 30 Points	31 by Josh Adams at UNLV, 2/27/16
Opponent Scored 30 Points	32 by Marcus Marshall Nevada, 1/14/17
Cowboy Scored 40 Points	41 by Jay Straight vs. CSU, 2/26/05
Opponent Scored 40 Points	43 by Ruben Douglas UNM, 2/15/03
Cowboy Made Seven 3FG	7 Josh Adams at UNLV, 2-27-16
Opponent Made Seven 3FG	7 by Marvella Harris Fresno St., 2/17/16
Cowboy Made 15 FT	16 by Jason McManamen vs. Pacific, 11/22/16
Opponent Made 15 FT	16 by Vincent Council Providence, 11/24/10
Cowboy Had 15 Rebounds	18 by Hayden Dalton vs. USC, 12/23/16
Opponent Had 15 Rebounds	15 by Jordan Caroline Nevada, 1/14/17
Cowboy Had 20 Rebounds	22 by Adam Waddell vs. Utah, 1/27/10
Opponent Had 20 Rebounds	22 by Jason Smith CSU, 2/24/07
Cowboy Had 10 Assists	11 by JayDee Luster vs. Peru St., 11/18/09
Opponent Had 10 Assists	10 by Alex Caruso at Texas A&M, 3/18/14
Cowboy had 15 Assists	15 by Jay Straight vs. Winthrop, 12/20/03
Opponent had 15 Assists	15 by Matt Montague BYU, 2/2/02
Cowboy Blocked Five Shots	6 by Larry Nance Jr., vs. UNM, 1/8/14
Opponent Blocked Five Shots	5 by Kingsley Okoroh, at Cal, 11/25/16
Cowboy Had Five Steals	5 by L. Washington, vs. Nevada, 2/13/13
Opponent Had Five Steals	6 by Jonah Mathews, vs. USC, 12/23/16
Cowboy Had a Double-Double	Alan Herndon, vs. Utah State, 1/11/17 (15 points and 10 rebounds)
Opponent Had a Double-Double	Brandon Clarke, San Jose State, 1/18/17 (19 points and 13 rebounds)
Two Pokes Had a Double-Double	Derek Cooke, Jr. vs. Colorado St., 2/4/15 (12 points and 11 rebounds) Larry Nance, Jr. vs. Colorado St., 2/4/15 (19 points and 10 rebounds)
Two Cowboys Scored 25 Points Each	26 points by LaDrell Whitehead vs. UTEP, 2/15/96 26 by Jeron Roberts vs. UTEP, 2/15/96
Four Cowboys Scored 20 Points Each	20 points by Turk Boyd vs. Loyola Marymount, 3/17/86 20 points by Les Bolden vs. Loyola Marymount, 3/17/86 24 points by Fennis Dembo vs. Loyola Marymount, 3/17/86 20 points by Eric Leckner vs. Loyola Marymount, 3/17/86
Three Cowboys Scored 20 Points Each	21 points by Marcus Bailey vs. UNLV, 2/16/02 20 points by Uche Nsonwu-Amadi vs. UNLV, 2/16/02 20 points by Donta Richardson vs. UNLV, 2/16/02
Two Cowboys Scored 20 Points Each	23 by Jason McManamen vs. USC, 12/23/16 23 by Justin James vs. USC, 12/23/16
At Least Five Cowboys Scored in Double Figures	11 points by Jason McManamen vs. Utah State, 1/11/17 10 points by Cody Kelley vs. Utah State, 1/11/17 15 points by Alan Herndon vs. Utah State, 1/11/17 19 points by Hayden Dalton vs. Utah State, 1/11/17 18 points by Alex Aka Gorski vs. Utah State, 1/11/17
Triple-Doubles by a Cowboy	Justin Williams vs. Utah, 3/10/06, (10 pts, 15 rbs and 12 blks) Theo Ratliff vs. San Diego State, 1/2/95, (20 pts, 12 rbs and 11 blks)

Largest Margin of Victory in the AA by Wyoming

Last Time a Team

Wyoming Scored 100 Points	109 vs. Peru St., 11/18/09
Opponent Scored 100 Points	102 by BYU, 3/5/11
Wyoming Scored Less Than 50 Points	45 vs. San Diego St., 3/14/15
Opponent Scored Less Than 50 Points	43 by San Diego St., 3/14/15
Wyoming Scored Less Than 40 Points	36 at Fresno State, 1/16/13
Opponent Scored Less Than 40 Points	35 by Regis, 12/7/14
Wyoming Shot 60% From the Field	61.9 vs. UNC, 11/16/14
Opponent Shot 60% From the Field	61.5% by Colorado State, 3/6/13
Wyoming Shot less than 30%	29.8 at Texas A&M, 3/8/14
Opponent Shot less than 30%	28.2 by DePaul, 12/22/16
Wyoming Made 15 3-Point Baskets	16 vs. Northern Iowa, 12/3/16
Opponent Made 15 3-Point Baskets	15 by Fresno State, 2/17/16
Wyoming Made No 3-Point Baskets	vs. Denver, 11/25/09
Opponent Made No 3-Point Baskets	by Fresno State, 1/16/13
Wyoming Made 30 Free Throws	36 vs. Houston, 12/22/15
Opponent Made 30 Free Throws	31 by Nevada, 1/14/17
Wyoming Made 20 Free Throws	22 vs. Utah State, 1/11/17
Opponent Made 20 Free Throws	28 by Fresno State, 1/4/17
Wyoming Made 90% of Free Throws (Min 10 FTA)	96% vs. CSUB, 11/25/15
Opponent Made 90% of Free Throws (Min 10 FTA)	90% by SDSU, 3/14/15
Wyoming Attempted 40 Free Throws	46 vs. Houston, 12/22/15
Opponent Attempted 40 Free Throws	44 by Pacific, 11/22/16
Wyoming Attempted 30 Free Throws	34 vs. Nevada, 1/14/17
Opponent Attempted 30 Free Throws	37 by Nevada, 1/14/17
Wyoming Had 50 Rebounds	52 vs. USC, 12/23/16
Opponent Had 50 Rebounds	50 by SDSU, 12/30/15
Wyoming Had 40 Rebounds	41 at San Jose State, 1/18/17
Opponent Had 40 Rebounds	49 by Nevada, 1/14/17
Wyoming Had 20 Offensive Rebounds	20 vs. Savannah St., 1/8/03
Wyoming Had +20 Rebound Margin	+20 vs. Utah Valley, 11/30/11
Opponent Had +20 Rebound Margin	+24 at SDSU, 12/30/15
Wyoming Had +10 Rebound Margin	+10 vs. DePaul, 12/22/16
Opponent Had +10 Rebound Margin	+13 by Nevada, 1/14/17
Wyoming Had 20 Assists	21 vs. Air Force, 12/28/16
An Opponent Had 20 Assists	21 by UNLV, 2/27/16
Wyoming Had less than 10 Assists	6 vs. Utah State, 3/9/16
Opponent had less than 10 Assists	5 by DePaul, 12/22/16
Wyoming Committed 20 Turnovers	22 vs. DePaul, 12/22/16
Opponent Committed 20 Turnovers	20 by Cal, 11/25/16
Opponent Committed 30 Turnovers	31 by Alcorn St., 12/21/98
Wyoming Had less than 5 Turnovers	2 vs. Colorado State, 1/30/16
Wyoming Blocked 10 Shots	10 vs. South Dakota, 12/20/09
Wyoming Had 15 Steals	15 vs. Western St., 11/12/11
Wyoming Had 20 Steals	21 by Peru St., 11/18/09
Wyoming Beat a Top-25 Team	#RV/25 San Diego St., 3/14/15
Wyoming Beat a Top-25 Team (Home)	#5/5 SDSU, 68-62, 2/11/14
Wyoming Beat a Top-25 Team (Road)	#18 BYU, 56-53, 1/18/80
Wyoming Beat a Top-25 Team (Neutral)	#RV/25 San Diego St., 3/14/15

2016-17 WYOMING GAME NOTES

Game-by-Game Box Scores

Game 1: Western State 49 at Wyoming 88

Official Basketball Box Score -- Game Totals -- Final Statistics
Western State vs Wyoming Cowboys
11/11/16 8:30 p.m. at Laramie, Wyo. (Arena-Auditorium)

Western State 49 • 0-1

#	Player	Total		3-Ptr		Rebounds			PF	TP	A TO Blk Stl				Min
		FG-FGA	FG-FGA	FT-FTA	Off	Def	Tot	A			TO	Blk	Stl		
11	Will Duggan	* 1-4	1-4	2-2	0	0	0	1	5	1	4	0	0	19	
20	Ray Beresford	* 3-8	1-3	2-3	2	0	2	2	9	2	0	0	1	26	
22	Brandon Cosby-Lee	* 1-5	0-0	0-1	0	1	1	5	2	0	1	0	1	23	
23	Patrick Sniff	* 2-9	0-2	0-0	0	4	4	2	4	0	1	0	0	24	
25	Ben Beauchamp	* 2-6	1-3	3-7	2	3	5	1	8	1	4	0	1	31	
01	Monroe Porter	0-2	0-1	0-1	0	4	4	0	0	0	0	0	0	12	
05	Brady Subart	5-8	2-3	0-0	1	2	3	2	12	1	2	0	0	14	
10	James Willis	0-6	0-4	0-0	0	2	2	0	0	0	0	0	1	18	
21	Zach Madlom	0-1	0-0	0-0	0	0	0	1	0	0	0	0	0	6	
33	Collin Smith	4-10	1-2	0-0	5	4	9	3	9	1	3	0	0	27	
Team					1	0	1								
Totals		18-59	6-22	7-14	11	20	31	17	49	6	15	0	4	200	
FG % 1st Half: 9-28 32.1% 2nd half: 9-31 29.0% Game: 18-59 30.5% Deadball Rebounds 2															
3FG % 1st Half: 3-10 30.0% 2nd half: 3-12 25.0% Game: 6-22 27.3%															
FT % 1st Half: 2-4 50.0% 2nd half: 5-10 50.0% Game: 7-14 50.0%															

Wyoming Cowboys 88 • 1-0

#	Player	Total		3-Ptr		Rebounds			PF	TP	A TO Blk Stl				Min
		FG-FGA	FG-FGA	FT-FTA	Off	Def	Tot	A			TO	Blk	Stl		
03	AKA GORSKI,Alexander *	6-10	5-8	3-3	0	0	0	1	20	4	0	0	1	26	
05	Herndon, Alan *	1-3	1-2	1-2	1	7	8	3	4	3	2	0	0	23	
11	LIEBERMAN, Jeremy *	3-6	1-4	1-1	0	0	0	3	8	5	2	0	2	23	
23	MCNAMAMEN, Jason *	3-6	2-5	1-2	0	2	2	3	9	1	0	0	3	28	
33	NAUGHTON, Jordan *	9-9	0-0	2-4	5	9	14	2	20	0	2	1	1	20	
01	JAMES, Justin	2-7	1-3	1-2	0	3	3	3	6	1	4	2	0	18	
02	MOEMEKA, Andrew	0-2	0-0	0-0	2	2	4	1	0	0	2	1	1	7	
10	KELLEY, Cody	1-2	1-2	0-0	0	3	3	0	3	2	0	0	0	12	
13	AVERBUCK, Sam	0-0	0-0	0-0	0	0	0	0	0	1	0	0	0	4	
20	DALTON, Hayden	4-9	2-5	0-0	1	2	3	0	10	1	0	3	1	16	
21	BARNES, Jonathan	0-1	0-0	2-2	0	1	1	1	2	0	1	1	0	6	
24	ADAMS, Louis	1-4	0-2	1-2	1	4	5	2	3	2	0	0	1	13	
25	MARSHALL, Morris	1-1	1-1	0-0	0	0	0	0	3	1	0	1	0	4	
	Team				1	2	3								
Totals		31-60	14-32	12-18	11	35	46	19	88	21	13	9	10	200	
FG % 1st Half: 18-35 51.4% 2nd half: 13-25 52.0% Game: 31-60 51.7%															
3FG % 1st Half: 9-19 47.4% 2nd half: 5-13 38.5% Game: 14-32 43.8%															
FT % 1st Half: 4-7 57.1% 2nd half: 8-11 72.7% Game: 12-18 66.7%															
Deadball Rebounds 4															

Score by periods	1st	2nd	Total
Western State	23	26	49
Wyoming Cowboys	49	39	88

Points	In Paint	Off T/O	2nd Chance	Fast Break	Bench
WESTER	20	7	11	0	21
WY	30	25	10	4	27

Last FG - WESTERN 2nd-02:28, WY 2nd-02:08.
Largest lead - WESTERN by 2 1st-19:04, WY by 39 2nd-00:29.
WESTERN led for 00:10, WY led for 38:00. Game was tied for 01:37.

Score tied - 1 time.
Lead changed - 1 time.

Game 3: South Dakota State 67 at Wyoming 77

Official Basketball Box Score -- Game Totals -- Final Statistics
South Dakota State vs Wyoming Cowboys
11/19/16 7:05 p.m. at Laramie, Wyo. (Arena-Auditorium)

South Dakota State 67 • 1-3

#	Player	Total		3-Ptr		Rebounds			PF	TP	A TO Blk Stl				Min
		FG	FG-FGA	FG-FGA	FT-FTA	Off	Def	Tot			A	TO	Blk	Stl	
23	Reed Tellinghuisen	f	2-10	2-9	5-5	2	5	7	4	11	0	2	1	0	34
24	Mike Daum		7-10	5-6	5-5	3	5	8	5	24	1	3	0	0	35
01	Skylar Flatten		0-2	0-1	0-0	0	2	2	0	0	0	0	0	0	7
02	Tevin King	g	1-5	1-3	0-0	2	3	5	4	3	2	0	0	0	17
20	Andre Wallace	g	0-3	0-3	2-3	0	1	1	0	2	1	0	0	1	13
03	Chris Howell		5-8	0-0	2-4	1	2	3	4	12	1	4	0	0	16
10	Cole Gentry		1-8	1-7	0-0	0	3	3	0	3	5	1	0	0	27
35	A.J. Hess		3-9	2-6	0-0	3	4	7	2	8	0	3	1	0	34
45	Ian Theisen		1-3	1-2	1-4	2	4	6	2	4	1	1	1	0	17
	Team					0	1	1							
Totals			20-58	12-37	15-21	13	30	43	21	67	11	14	3	1	200
FG % 1st Half: 14-32 43.8% 2nd half: 6-26 23.1% Game: 20-58 34.5%															
3FG % 1st Half: 7-20 35.0% 2nd half: 5-17 29.4% Game: 12-37 32.4%															
FT % 1st Half: 0-0 0.0% 2nd half: 15-21 71.4% Game: 15-21 71.4%															
Deadball Rebounds 4															

Wyoming Cowboys 77 • 3-0

#	Player	Total			Rebounds			PF	TP	A TO Blk Stl				Min
		FG-FGA	FG-FGA	FT-FTA	Off	Def	Tot			A	TO	Blk	Stl	
05	Herndon, Alan	f 2-5	1-2	2-4	0	1	1	1	7	2	0	2	1	26
33	NAUGHTON, Jordan	f 2-2	0-0	0-0	1	2	3	2	4	0	1	0	0	14
03	AKA GORSKI,Alexander	f 6-13	3-8	0-0	0	6	6	4	15	4	2	0	0	31
11	LIEBERMAN, Jeremy	f 1-7	1-6	0-0	0	3	3	0	3	1	0	0	0	21
23	MCNAMAMEN, Jason	f 3-10	3-8	7-8	0	4	4	2	16	0	1	0	3	37
01	JAMES, Justin	f 7-9	1-3	3-5	0	2	2	1	18	3	0	1	1	22
02	MOEMEKA, Andrew	f 0-0	0-0	0-0	0	3	3	0	0	1	1	2	11	
10	KELLEY, Cody	f 2-2	1-1	0-0	0	0	0	5	2	1	0	1	17	
20	DALTON, Hayden	f 1-6	0-2	7-10	2	5	7	3	9	4	1	1	0	21
Team					2	1	3							
Totals		24-54	10-30	19-27	5	27	32	21	77	16	7	5	8	200
FG % 1st Half: 11-28 39.3% 2nd half: 13-26 50.0% Game: 24-54 44.4%														
3FG % 1st Half: 6-18 33.3% 2nd half: 4-12 33.3% Game: 10-30 33.3%														
FT % 1st Half: 8-11 72.7% 2nd half: 11-16 68.8% Game: 19-27 70.4%														
Deadball Rebounds 3														

Officials: Bob Staffen, Brad Ferrie, Rick O'Neill
Technical fouls: South Dakota State-Tevin King. Wyoming Cowboys-None.
Attendance: 6833

Score by periods	1st	2nd	Total
South Dakota State	35	32	67
Wyoming Cowboys	36	41	77

Points	In Paint	Off T/O	2nd Chance	Fast Break	Bench
SDSU	14	7	12	0	27
WY	22	10	7	2	32

Last FG - SDSU 2nd-00:34, WY 2nd-01:33.
Largest lead - SDSU by 6 1st-04:41, WY by 12 2nd-01:33.
SDSU led for 07:54, WY led for 29:40. Game was tied for 02:26.

Score tied - 4 times.
Lead changed - 6 times.

Game 2: Wyoming 73 at Montana 72

Official Basketball Box Score -- Game Totals -- Final Statistics
Wyoming Cowboys vs Montana
11/14/16 7:05 p.m. at Missoula, Mont. (Dahlberg Arena)

Wyoming Cowboys 73 • 2-0

#	Player		Total		3-Ptr		Rebounds			PF	TP	A TO Blk Stl				Min
			FG-FGA	FG-FGA	FT-FTA	Off	Def	Tot	A			TO	Blk	Stl		
05	Herndon, Alan	f	3-9	2-6	2-2	2	4	6	2	10	1	1	2	0	34	
33	NAUGHTON, Jordan	f	1-1	0-0	0-0	0	0	0	3	2	0	0	0	0	4	
03	AKA GORSKI,Alexander	g	2-6	2-5	2-2	1	2	3	3	8	3	0	0	0	36	
11	LIEBERMAN, Jeremy	g	0-1	0-1	0-0	0	0	0	2	0	2	1	0	1	16	
23	MCNAMAMEN, Jason	g	3-9	3-9	11-14	1	0	1	3	20	2	1	0	0	39	
01	JAMES, Justin		8-17	0-3	3-3	2	0	2	2	19	1	4	1	1	27	
02	MOEMEKA, Andrew		0-0	0-0	0-0	1	1	2	2	0	0	1	0	0	1	
10	KELLEY, Cody		0-0	0-0	0-1	0	0	2	1	0	0	1	0	1	8	
20	DALTON, Hayden		3-9	2-4	3-4	1	12	13	4	11	1	3	1	0	30	
24	ADAMS, Louis		1-1	0-0	1-1	0	0	0	0	3	1	0	0	0	3	
25	MARSHALL, Morris		0-0	0-0	0-0	0	0	0	1	0	1	0	0	0	2	
	Team					1	2	3								
	Totals		21-53	9-28	22-27	9	23	32	23	73	12	12	4	3	200	
	FG % 1st Half:	13-26	50.0%	2nd half:	8-27	29.6%	Game:	21-53	39.6%						Deadball	
3FG	% 1st Half:	5-12	41.7%	2nd half:	4-16	25.0%	Game:	9-28	32.1%						Rebounds	
FT	% 1st Half:	10-14	71.4%	2nd half:	12-13	92.3%	Game:	22-27	81.5%						2	

2016-17 WYOMING GAME NOTES

Game-by-Game Box Scores

Game 5: Wyoming 61 at Cal 71

Official Basketball Box Score -- Game Totals -- Final Statistics
Wyoming Cowboys vs CAL
11/25/16 8:10 p.m. PT at Haas Pavilion, Berkeley, Calif.

Wyoming Cowboys 61 • 3-2

#	Player		Total		3-Ptr		Rebounds			PF	TP	A TO Blk			Stl	Min
			FG-FGA	FG-FGA	FT-FTA	Off	Def	Tot	A			TO	Blk			
33	NAUGHTON, Jordan	f	0-1	0-0	2-4	0	3	3	1	2	0	2	1	0	13	
5	Herndon, Alan	f	5-9	0-2	1-2	3	6	9	4	11	1	3	2	2	38	
11	LIEBERMAN, Jeremy	g	0-3	0-2	0-0	0	0	0	1	0	0	1	0	0	10	
23	MCNAMEN, Jason	g	2-10	1-7	1-4	0	1	1	3	6	1	1	0	0	38	
3	Aka Gorski,Alexander	g	1-6	0-3	2-2	1	2	3	4	4	2	0	3	0	30	
1	James, Justin		9-14	3-4	7-9	1	1	2	3	28	1	2	0	2	31	
10	KELLEY, Cody		0-1	0-0	0-0	0	1	1	1	0	0	1	0	0	10	
20	DALTON, Hayden		3-10	0-5	4-5	1	6	7	3	10	4	3	0	1	28	
24	ADAMS, Louis		0-0	0-0	0-0	0	0	0	0	0	0	0	0	0	2	
Team						2	4	6	1							
Totals			20-54	4-23	17-26	8	24	32	20	61	11	15	3	8	200	
FG % 1st Half: 8-27 29.6% 2nd half: 12-27 44.4% Game: 20-54 37.0% Deadball Rebounds 5																
3FG % 1st Half: 3-12 25.0% 2nd half: 1-11 9.1% Game: 4-23 17.4%																
FT % 1st Half: 7-8 87.5% 2nd half: 10-18 55.6% Game: 17-26 65.4%																

CAL 71 • 3-1

#	Player		Total		3-Ptr		Rebounds			PF	TP	A	TO	Blk	Stl	Min
			FG-FGA	FG-FGA	FT-FTA	Off	Def	Tot								
1	Rabb, Ivan	f	5-11	0-0	2-5	2	8	10	3	12	3	6	1	0	0	29
31	Domingo, Stephen	f	0-6	0-2	1-2	1	1	2	3	1	0	0	0	1	0	20
44	Rooks, Kameron	c	1-3	0-0	0-0	1	2	3	2	2	0	0	0	0	0	15
13	Moore, Charlie	g	5-9	1-3	7-7	0	0	0	2	18	6	1	0	3	32	
3	Mullins, Grant	g	4-9	2-5	4-4	0	3	3	3	14	2	1	0	1	33	
12	Moute a Bidas, R	g	4-7	2-4	2-2	1	2	3	3	12	0	1	0	0	0	19
14	Coleman, Don	f	1-2	0-0	0-2	0	2	2	1	2	1	3	0	0	0	11
2	Singer, Sam	f	3-4	0-1	2-3	0	6	6	3	8	0	5	0	1	1	28
22	Okoroh, Kingsley	f	1-1	0-0	0-0	0	1	1	2	2	0	2	5	0	0	12
25	Davis, Roman	f	0-0	0-0	0-0	0	1	1	0	0	0	0	0	0	0	1
Team						4	3	7								
Totals			24-52	5-15	18-25	9	29	38	22	71	12	20	6	6	20	0
FG % 1st Half: 12-31 38.7% 2nd half: 12-21 57.1% Game: 24-52 46.2%																
3FG % 1st Half: 3-9 33.3% 2nd half: 2-6 33.3% Game: 5-15 33.3%																
FT % 1st Half: 11-13 84.6% 2nd half: 7-12 58.3% Game: 18-25 72.0%																
															Deadball Rebounds	2,1

Officials: Tommy Nunez, Tom O'Neill, Jeff Wooten
Technical fouls: Wyoming Cowboys-James, Justin; TEAM 2. CAL-None.
Attendance: 8355

Score by periods	1st	2nd	Total
Wyoming Cowboys	26	35	61
CAL	38	33	71

Points	In	Off	2nd	Fast	Bench
WY	30	24	6	11	38
CAL	34	17	3	10	24

Last FG - WY 2nd-01:05, CAL 2nd-04:09.
Largest lead - WY None, CAL by 22 2nd-12:10.
WY led for 00:00. CAL led for 38:32. Game was tied for 01:28.

Score tied - 0 times.
Lead changed - 0 times.

Game 7: Northern Iowa 73 at Wyoming 81

Official Basketball Box Score -- Game Totals -- Final Statistics
UNI vs Wyoming Cowboys
12/03/16 1:05 p.m. at Laramie, Wyo. (Arena-Auditorium)

UNI 73 • 3-4

#	Player	Total		3-Ptr		Rebounds			PF	TP	A	TO	Blk	Stl	Min
		FG	FGA	FG	FGA	FT	FTA	Tot							
02	Carlson, Klint	* 0-5	0-0	2-2		0	1	1	3	2	0	2	0	1	14
03	Friedman, Ted	* 1-1	0-0	0-0		3	1	4	4	2	0	0	0	0	20
13	McCloud, Juwan	* 3-12	1-6	1-4		0	0	0	2	8	3	2	0	1	25
20	Morgan, Jeremy	* 8-15	2-5	2-2		0	2	2	5	20	4	3	0	1	33
23	Ashton, Jordan	* 5-11	2-4	2-2		4	8	12	1	14	1	1	0	1	33
21	Dahl, Justin	1-3	0-0	0-0		1	1	2	1	2	0	2	0	0	13
15	Rhodes, Hunter	0-1	0-0	0-0		0	2	2	1	0	1	1	0	1	8
24	Brown, Isaiah	3-8	1-6	0-0		1	3	4	4	7	0	0	0	0	29
30	Haldeman, Spencer	4-10	4-9	6-6		0	1	1	0	18	1	2	0	4	25
Team						4	1	5							
Totals		25-66	10-30	13-16		13	20	33	21	73	10	13	0	9	200

FG % 1st Half:	11-31	35.5%	2nd half:	14-35	40.0%	Game:	25-66	37.9%	Deadball Rebounds 2
3FG % 1st Half:	4-13	30.8%	2nd half:	6-17	35.3%	Game:	10-30	33.3%	
FT % 1st Half:	2-2	100.0	2nd half:	11-14	78.6%	Game:	13-16	81.3%	

Wyoming Cowboys 81 • 5-2

#	Player	Total			3-Ptr		Rebounds			PF	TP	A TO Blk			Stl	Min
		FG	FGA	FG%	FT	FTA	Off	Def	Tot			A	TO	Blk		
05	Herndon, Alan	4-5	2-3	2-2	0	5	5	1	12	0	3	3	1	34		
11	LIEBERMAN, Jeremy	2-2	1-1	0-0	1	3	4	1	5	0	4	0	1	12		
23	MCNAMEN, Jason	7-10	6-7	1-4	0	3	3	3	21	2	2	0	1	36		
24	ADAMS, Louis	0-3	0-1	0-0	0	1	1	1	0	1	2	0	0	9		
33	NAUGHTON, Jordan	1-1	0-0	0-0	0	2	2	0	2	1	0	0	0	8		
01	JAMES, Justin	2-8	0-2	4-5	2	3	5	2	8	4	2	0	1	21		
03	AKA GORSKI,Alexander	2-7	2-7	0-0	0	2	2	2	6	3	1	0	1	26		
10	KELLEY, Cody	2-4	2-4	2-4	0	4	4	2	8	5	2	0	0	24		
20	DALTON, Hayden	6-8	3-4	4-4	0	5	5	2	19	6	4	1	0	30		
Team					1	1	2									
Totals		26-48	16-29	13-19	4	29	33	14	81	22	21	4	5	200		

FG % 1st Half: 9-23 39.1% 2nd half: 17-25 68.0% Game: 26-48 54.2%

3FG % 1st Half: 6-14 42.9% 2nd half: 10-15 66.7% Game: 16-29 55.2%

FT % 1st Half: 4-5 80.0% 2nd half: 9-14 64.3% Game: 13-19 68.4%

Deadball Rebounds 4

Officials: Jell Malham, Ed Crenshaw, Gene Grimshaw
Technical fouls: UNI-Carlson, Clint; Wyoming Cowboys-None.
Attendance: 5539

Score by periods	1st	2nd	Total
UNI	28	45	73
Wyoming Cowboys	28	53	81

Points	In	Off	2nd	Fast	Bench
UNI	18	25	12	2	27
WY	12	10	6	0	41

Last FG - UNI 2nd-00:05, WY 2nd-00:29.
Largest lead - UNI by 7 2nd-17:05, WY by 13 2nd-00:29.
UNI led for 11:53. WY led for 22:23. Game was tied for 05:15.

Score tied - 6 times.
Lead changed - 6 times.

Game 6: Denver 72 at Wyoming 80



Official Basketball Box Score -- Game Totals -- Final Statistics
Denver vs Wyoming Cowboys
11/30/16 7 p.m. at Laramie, Wyo. (Arena-Auditorium)



Denver 70 • 2-4

#	Player	Total			3-Ptr			Rebounds			PF	TP	A TO Blk			Stl	Min
		FG-FGA	FG-FGA	FT-FTA	Off	Def	Tot	A	TO	Blk							
02	Joe Rosga	* 6-14	3-7	1-2	1	6	7	2	16	3	3	0	1	34			
05	Jake Pemberton	* 2-6	0-3	0-0	0	3	3	2	4	5	3	0	2	35			
13	C.J. Bobbitt	* 3-6	0-2	2-3	1	0	1	2	8	0	3	0	0	14			
15	Thomas Neff	* 1-6	1-4	1-2	0	2	2	4	4	1	1	1	1	23			
44	Daniel Amigo	* 4-8	0-0	2-2	2	3	5	4	10	1	2	1	0	18			
00	Ade Murkey	0-2	0-1	0-0	0	1	1	0	0	0	1	0	0	7			
03	Bradley George	2-2	2-2	0-0	0	1	1	1	6	0	0	1	0	9			
11	Jake Krafka	3-8	1-4	0-0	0	4	4	3	7	0	1	0	0	26			
14	Duke Douglas	1-3	0-1	0-0	1	1	2	1	2	3	4	1	1	12			
24	Christian Mackey	4-6	0-0	2-2	3	4	7	1	10	0	1	0	0	15			
32	Abiola Akintola	0-0	0-0	3-4	0	0	0	1	3	1	0	0	0	7			
Team					3	5	8										
Totals		26-61	7-24	11-15	11	30	41	21	70	14	19	4	5	200			

Wyoming Cowboys 82 • 4-2

#	Player	Total			3-Ptr			Rebounds			PF	TP	A To Blk			Stl	Min
		FG-FGA	FG-FGA	FT-FTA	FT-FTA	Off	Def	Tot	A	To			Blk				
03	AKA GORSKI,Alexander	* 0-5	0-5	0-0		0	2	2	4	0	1	0	1	0		15	
05	Herndon, Alan	* 4-9	3-5	1-1		2	5	7	1	12	0	1	3	0		29	
11	LIEBERMAN, Jeremy	* 1-4	0-2	4-4		1	2	3	2	6	2	1	0	1		14	
23	MCNAMEN, Jason	* 4-12	3-11	2-2		0	3	3	0	13	4	2	0	1		36	
33	NAUGHTON, Jordan	* 2-3	0-0	2-2		0	1	1	1	6	0	0	0	0		18	
01	JAMES, Justin		7-14	3-5	4-4		1	4	5	2	21	1	1	0	1	29	
02	MOEMEKA, Andrew		0-0	0-0	0-0		0	0	0	0	0	0	0	0	4		
10	KELLEY, Cody		0-0	0-0	0-3		1	0	1	2	0	3	1	0	1	12	
20	DALTON, Hayden		1-4	0-3	2-2		1	7	8	2	4	2	1	1	1	23	
21	BARNES, Jonathan		1-1	0-0	2-2		0	0	0	1	4	0	0	0	0	4	
24	ADAMS, Louis		6-9	0-0	4-5		1	1	2	3	16	0	1	1	1	16	
	Team						0	2	2				1				
	Totals		26-61	9-31	21-25		7	27	34	18	82	13	9	6	6	200	

2016-17 WYOMING GAME NOTES

Game-by-Game Box Scores

Game 9: Montana 83 at Wyoming 85



Official Basketball Box Score -- Game Totals -- Final Statistics
Montana vs Wyoming Cowboys
12/10/16 4:05 pm at Laramie, Wyo. (Arena-Auditorium)



Montana 83 • 3-7

#	Player		Total		3-Ptr		Rebounds			PF	TP	A		Blk	Stl	Min
			FG-FGA	FG-FGA	FT-FTA	Off	Def	Tot	TO			Blk				
20	Fabijan Krslovic	f	3-5	0-0	6-6	3	2	5	4	12	0	2	0	1	24	
31	Jack Lopez	f	3-6	3-6	3-3	0	0	0	1	12	0	0	0	1	29	
00	Michael Oguine	g	3-7	0-0	8-9	3	3	6	4	14	1	1	0	1	25	
04	Sayed Pridgett	g	3-9	0-2	3-4	0	6	6	4	9	3	2	0	2	24	
14	Ahmaad Rorie	g	3-11	1-4	0-0	3	3	6	3	7	0	1	1	0	26	
01	Mario Dunn		0-2	0-1	0-0	0	2	2	1	0	0	0	0	0	10	
05	Walter Wright		7-13	1-2	5-7	1	2	3	2	20	3	1	0	0	27	
24	Bobby Moorehead		1-3	1-2	0-0	1	9	10	4	3	1	0	0	0	20	
33	Jared Samuelson		2-3	1-1	1-2	0	1	1	2	6	1	0	0	0	13	
34	Brandon Gfeller		0-1	0-1	0-0	0	0	0	2	0	0	0	0	0	2	
Team						1	2	3			1					
Totals				25-60	7-19	26-31	12	30	42	27	83	9	8	1	5	200
FG % 1st Half: 12-33			36.4%	2nd half: 13-27	48.1%	Game: 25-60			41.7%	Deadball Rebounds						
3FG % 1st Half: 2-8			25.0%	2nd half: 5-11	45.5%	Game: 7-19			36.8%	1						
FT % 1st Half: 11-13			84.6%	2nd half: 15-18	83.3%	Game: 26-31			83.9%							

Wyoming Cowboys 85 • 7-2

#	Player		Total		3-Ptr		Rebounds			PF	TP	A		Blk	Stl	Min
			FG-FGA	FG-FGA	FT-FTA	Off	Def	Tot	TO			Blk				
05	Herndon, Alan	f	4-7	1-2	2-2	1	6	7	2	11	3	4	0	1	30	
33	NAUGHTON, Jordan	f	1-1	0-0	0-0	0	3	3	1	2	0	0	1	0	8	
11	LIEBERMAN, Jeremy	g	1-1	0-0	0-0	1	2	3	5	2	3	1	0	1	20	
23	MCNAMANEN, Jason	g	5-14	3-8	7-10	0	5	5	2	20	0	0	0	0	37	
24	ADAMS, Louis	g	2-5	1-2	5-5	0	0	0	4	10	2	1	0	0	17	
01	JAMES, Justin	g	6-13	1-4	3-5	0	7	7	2	16	3	1	0	0	25	
02	MOEMEKA, Andrew	g	0-0	0-0	0-0	0	0	0	2	0	1	0	1	0	2	
10	KELLEY, Cody	g	3-3	2-2	0-0	0	0	0	3	8	1	0	0	0	16	
20	DALTON, Hayden	g	2-5	1-3	6-6	1	2	3	1	11	3	0	1	0	28	
21	BARNES, Jonathan	g	0-0	0-0	2-2	0	1	1	1	2	0	0	0	1	8	
25	MARSHALL, Morris	g	1-4	1-2	0-0	0	1	1	0	3	0	1	0	0	9	
Team						1	0	1								
Totals			25-53	10-23	25-32	4	27	31	23	85	15	9	2	3	200	
FG % 1st Half: 10-27 37.0%			2nd half: 15-26 57.7%		Game: 25-53 47.2%		Deadball Rebounds		1							
3FG % 1st Half: 4-13 30.8%			2nd half: 6-10 60.0%		Game: 10-23 43.5%											
FT % 1st Half: 13-15 86.7%			2nd half: 12-17 70.6%		Game: 25-32 78.1%											

Officials: Tom O'Neill, D.G. Nelson, Jimmy Casas
Technical fouls: Montana-None. Wyoming Cowboys-TEAM.
Attendance: 4749

Score by periods	1st	2nd	Total
Montana	37	46	83
Wyoming Cowboys	37	48	85

Points	In	Off	2nd	Fast	Bench
UM	30	10	7	21	4
WY	30	10	2	4	40

Last FG - UM 2nd-00:37, WY 2nd-00:02.
Largest lead - UM by 7 2nd-14:21, WY by 7 1st-15:43.
UM led for 15:16. WY led for 17:40. Game was tied for 07:04.

Score tied - 14 times.
Lead changed - 20 times.

Game 11: Troy 66 Wyoming 72

Official Basketball Box Score -- Game Totals -- Final Statistics
TROY vs Wyoming Cowboys
12/19/16 7:05 p.m. at Laramie, Wyo. (Arena-Auditorium)

TROY 66 • 6-6

#	Player	Total			3-Ptr		Rebounds			PF	TP	A	TO	Blk	Stl	Min
		FG	FGA	FG%	FT	FTA	Off	Def	Tot							
23	Varnado, Jordan	f	4-6	1-2	3-4	2	6	8	5	12	0	2	1	2	26	
00	Hicks, Alex	f	3-6	0-0	0-0	2	2	4	3	6	0	0	1	1	20	
00	Baker, Kevin	g	0-5	0-4	0-0	0	2	2	2	0	1	4	0	4	22	
03	Person, Wesley	g	4-16	4-10	4-6	1	2	3	2	16	0	4	0	0	34	
25	Walker, DeVon	g	3-8	0-1	1-2	1	4	5	4	7	1	3	0	1	23	
01	Peace, Daniel	g	2-5	0-1	1-2	0	1	1	3	5	3	0	0	1	19	
02	Hollimon, Jeremy	g	5-12	1-4	3-3	0	0	0	4	14	0	1	0	0	21	
04	Davis, Jr., Juan	g	1-5	0-2	2-2	1	5	6	0	4	0	0	0	2	21	
11	Miller, B.J.	g	0-1	0-0	0-0	0	0	0	0	0	0	0	0	1	3	
14	Moravek, Jaro	g	1-2	0-1	0-0	0	2	2	0	2	1	1	0	0	8	
24	Hopkins, Shawn	g	0-1	0-1	0-0	1	0	1	1	0	0	0	0	0	3	
Team						5	1	6								
Totals			23-67	6-26	14-19	13	25	38	24	66	6	15	2	12	200	
FG % 1st Half: 12-33 36.4%		2nd half: 11-34 32.4%		Game: 23-67 34.3%		Deadball										
3FG % 1st Half: 2-12 16.7%		2nd half: 4-14 28.6%		Game: 6-26 23.1%		Rebounds										
FT % 1st Half: 6-9 66.7%		2nd half: 8-10 80.0%		Game: 14-19 73.7%												

Wyoming Cowboys 72 • 9-2

#	Player		Total		3-Ptr		Rebounds			PF	TP	A			Blk	Stl	Min
			FG-FGA	FG-FGA	FT-FTA	Off	Def	Tot	TO			Blk	Stl				
05	Herndon, Alan	f	2-5	0-3	0-0	0	1	1	4	4	0	1	1	0	0	26	
33	NAUGHTON, Jordan	f	4-7	0-0	0-0	6	3	9	2	8	1	2	1	0	0	21	
11	LIEBERMAN, Jeremy	g	1-2	0-1	2-2	0	4	4	1	4	1	1	0	1	0	18	
23	MCNAMANEN, Jason	g	4-10	1-6	1-4	2	4	6	1	10	2	2	1	0	0	39	
24	ADAMS, Louis	g	1-6	0-2	4-6	0	6	6	3	6	1	7	1	0	0	23	
01	JAMES, Justin	g	9-16	1-2	8-8	3	3	6	0	27	0	1	0	1	0	24	
02	AKA GORSKI,Alexander	g	0-1	0-1	0-0	0	0	0	1	0	2	0	0	0	0	6	
10	KELLEY, Cody	g	0-3	0-2	0-0	0	2	2	2	0	1	1	0	0	0	9	
20	DALTON, Hayden	g	4-12	2-6	3-6	3	9	12	1	13	4	3	1	4	0	30	
21	BARNES, Jonathan	g	0-0	0-0	0-0	0	0	0	0	0	0	0	0	0	0	3	
25	MARSHALL, Morris	g	0-0	0-0	0-0	0	0	0	1	0	0	0	0	0	0	1	
Team						1	0	1									
Totals				25-62	4-23	18-26	15	32	47	16	72	12	18	5	6	200	
FG % 1st Half: 13-35 37.1%			2nd half: 12-27 44.4%		Game: 25-62 40.3%		Deadball Rebounds										
3FG % 1st Half: 1-12 8.3%			2nd half: 3-11 27.3%		Game: 4-23 17.4%		5										
FT % 1st Half: 2-2 100.0%			2nd half: 16-24 66.7%		Game: 18-26 69.2%												

Officials: David Hall, Mike Reed, Hal Lusk
Technical fouls: TROY-Varnado, Jordan; Hollimon, Jeremy. Wyoming Cowboys-None.
Attendance: 3204

Score by periods	1st	2nd	Total
TROY	32	34	66
Wyoming Cowboys	29	43	72

Points	In	Off	2nd	Fast	Bench
TROY	22	22	14	2	25
WY	36	21	20	8	40

Last FG - TROY 2nd-00:18, WY 2nd-00:56.
Largest lead - TROY by 10 2nd-17:21, WY by 7 1st-14:14.
TROY led for 26:34. WY led for 10:19. Game was tied for 03:07.

Score tied - 5 times.
Lead changed - 6 times.

Game 10: Cornell 78 at Wyoming 97



Official Basketball Box Score -- Game Totals -- Final Statistics
Cornell vs Wyoming Cowboys
12/17/16 4:05 p.m. at Laramie, Wyo. (Arena-Auditorium)



Cornell 78 • 2-6

#	Player		Total		3-Ptr		Rebounds			PF	TP	A			Blk	Stl	Min
			FG-FGA	FG-FGA	FT-FTA	Off	Def	Tot	TO			Ass	Turn				
13	Gettings, Stone	f	8-14	3-3	4-4	0	6	6	3	23	1	3	0	0	0	27	
04	Whiteside, Troy	g	7-9	2-3	1-1	0	1	1	2	17	2	1	0	1	0	23	
05	Hatter, Robert	g	2-12	0-5	1-1	0	2	2	3	5	1	5	1	1	0	22	
10	Morgan, Matt	g	5-10	2-5	4-6	0	2	2	1	16	2	3	0	1	0	24	
25	Fallas, JoJo	g	0-1	0-1	0-0	0	2	2	2	2	0	2	0	0	1	20	
01	Smith, Darryl	g	1-2	1-1	0-0	0	3	3	1	3	1	1	1	1	1	14	
03	Wright, Donovan	g	1-5	0-1	5-7	0	3	3	2	7	0	0	0	0	1	23	
11	Fleming, Desmond	g	0-1	0-1	0-0	0	1	1	1	0	0	0	0	0	0	6	
20	Bathurst, Will	g	0-0	0-0	0-0	0	3	3	2	2	2	2	0	0	0	15	
21	Brown, Kyle	g	0-0	0-0	0-0	0	0	0	0	0	0	0	0	0	0	17	
22	Warren, Josh	g	1-4	0-1	2-2	3	5	8	2	4	1	1	1	1	1	17	
23	Dayes, Joel	g	0-1	0-1	0-0	0	0	0	0	0	0	0	0	0	0	1	
30	Bayless, Joseph	g	0-0	0-0	0-0	0	0	0	0	0	0	0	0	0	0	1	
32	Gordon, Jack	g	1-1	0-0	0-0	0	0	0	0	2	0	0	0	0	0	6	
	Team					2	0	2									
Totals			26-60	8-22	18-23	5	28	33	19	78	12	16	3	7	200		
FG % 1st Half: 10-32			31.3%	2nd half: 16-28	57.1%	Game: 26-60			43.3%	Deadball							
3FG % 1st Half: 4-12			33.3%	2nd half: 4-10	40.0%	Game: 8-22			36.4%	Rebounds							
FT % 1st Half: 4-6			66.7%	2nd half: 14-17	82.4%	Game: 18-23			78.3%	2							

2016-17 WYOMING GAME NOTES

Game-by-Game Box Scores

Game 13: Wyoming 92 vs. No. 23 USC 94 OT

Official Basketball Box Score - Game Totals - Final Statistics

USC vs Wyoming Cowboys
12/23/16 8:00pm at Orleans Arena, Las Vegas, NV

USC 94 • 13-0

#	Player	Total		3-Ptr		Rebounds			PF	TP	A	TO	Blk	Stl	Min
		FG-FGA	FT-FTA	FG-FGA	FT-FTA	Off	Def	Tot							
04	Chimezie Metu	5-7	0-0	1-2	2 5 7	5	11	2 4 1	1	27					
00	Shaquan Aaron	0-8	0-5	0-2	1 0 1	2	0	0 0 0	0	18					
11	Jordan McLaughlin	9-22	1-5	3-3	2 5 7	1	22	5 0 0	2	43					
22	De'Anthony Melton	6-12	1-1	3-4	2 6 8	3	16	2 2 1	1	39					
30	Elijah Stewart	4-10	1-4	1-3	2 2 4	4	10	1 0 1	1	30					
01	Charles Buggs	1-1	0-0	1-1	0 1 1	1	3	0 0 0	0	4					
02	Jonah Mathews	9-17	5-8	3-4	2 3 5	3	26	2 2 0	6	39					
03	Harrison Henderson	0-2	0-0	2-2	0 2 2	0	2	0 0 0	0	3					
31	Nick Rakocovic	2-2	0-0	0-0	2 3 5	3	4	4 1 1	1	22					
	Team				2 3 5										
Totals		36-81	8-23	14-21	15 30 45	22	94	16 9 4	12	225					

FG % 1st Half: 17-34 50.0% 2nd half: 15-39 38.5% OT: 4-8 50.0% Game: 36-81 44.4% Deadball Rebounds 2
3FG % 1st Half: 5-9 55.6% 2nd half: 2-11 18.2% OT: 1-3 33.3% Game: 8-23 34.8%
FT % 1st Half: 11-12 91.7% 2nd half: 3-8 37.5% OT: 0-1 0.0% Game: 14-21 66.7%

Wyoming Cowboys 92 • 10-3

#	Player	Total		3-Ptr		Rebounds			PF	TP	A	TO	Blk	Stl	Min
		FG-FGA	FT-FTA	FG-FGA	FT-FTA	Off	Def	Tot							
05	Herndon, Alan	2-4	0-2	0-0	2 1 3	1	4	0 0 1	1	35					
33	NAUGHTON, Jordan	2-4	0-0	4-6	5 5 10	2	8	0 1 0	0	16					
11	LIEBERMAN, Jeremy	2-7	1-6	0-0	0 2 2	1	5	1 2 1	1	22					
23	MCMANAMEN, Jason	8-17	6-14	1-2	0 3 3	4	23	5 2 0	0	41					
24	ADAMS, Louis	1-9	0-2	6-6	0 3 3	3	8	3 1 0	0	23					
01	JAMES, Justin	7-15	3-4	6-6	3 2 5	2	23	2 4 0	2	34					
02	MOEMEKA, Andrew	0-0	0-0	0-0	0 0 0	1	0	0 0 0	0	2					
03	AKA GORSKI, Alexander	1-5	1-5	0-0	1 4 5	2	3	0 3 0	0	12					
20	DALTON, Hayden	6-12	2-5	4-4	5 13 18	1	18	6 4 2	0	37					
25	MARSHALL, Morris	0-0	0-0	0-0	0 1 1	0	0	0 0 0	0	3					
	Team				1 1 2										
Totals		29-73	13-38	21-24	17 35 52	17	92	17 17 4	4	225					

FG % 1st Half: 14-31 45.2% 2nd half: 13-34 38.2% OT: 2-8 25.0% Game: 29-73 39.7% Deadball Rebounds 0
3FG % 1st Half: 8-16 50.0% 2nd half: 5-17 29.4% OT: 0-5 0.0% Game: 13-38 34.2%
FT % 1st Half: 8-10 80.0% 2nd half: 10-10 100.0% OT: 3-4 75.0% Game: 21-24 87.5%

Officials: Tom O'Neill, Kerry Sutton, Zelton Steed
Technical fouls: USC-None. Wyoming Cowboys-None.
Attendance: 2270

Score by periods	1st	2nd	OT	Total
USC	50	35	9	94
Wyoming Cowboys	44	41	7	92

Points	In Paint	Off T/O	2nd Chance	Fast Break	Bench
USC	50	23	15	14	35
WY	28	9	12	0	44

Score tied - 9 times.
Lead changed - 12 times.

Last FG - USC OT-00:03, WY OT-02:17.
Largest lead - USC by 9 1st-02:39, WY by 9 1st-15:43.
USC led for 20:17. WY led for 19:53. Game was tied for 04:50.

Game 15: Wyoming 75 at UNLV 81

Official Basketball Box Score - Game Totals - Final Statistics

Wyoming Cowboys vs UNLV
12/31/16 1:00 PM at Tarkenton Court, Thomas & Mack Center

Wyoming Cowboys 75 • 11-4, 1-1 MW

#	Player	Total		3-Ptr		Rebounds			PF	TP	A	TO	Blk	Stl	Min
		FG-FGA	FT-FTA	FG-FGA	FT-FTA	Off	Def	Tot							
05	Herndon, Alan	5-11	0-5	2-2	0 7 7	4	12	2 2 4	2	35					
33	NAUGHTON, Jordan	2-3	0-0	1-4	0 1 1	1	5	0 0 0	1	14					
03	AKA GORSKI, Alexander	5-11	2-6	0-1	0 2 2	3	12	0 1 0	0	30					
11	LIEBERMAN, Jeremy	3-5	1-1	2-2	0 3 3	2	9	4 5 0	3	31					
23	MCMANAMEN, Jason	1-7	0-5	2-4	0 4 4	4	4	4 1 0	0	32					
01	JAMES, Justin	4-8	0-2	9-11	2 5 7	4	17	1 2 0	1	25					
02	MOEMEKA, Andrew	0-0	0-0	0-0	1 1 2	1	0	1 0 0	0	3					
10	KELLEY, Cody	0-1	0-0	0-0	0 1 1	2	0	0 0 0	0	1					
20	DALTON, Hayden	7-14	2-7	0-1	1 8 9	3	16	2 4 1	0	29					
	Team				1 3 4										
Totals		27-60	5-26	16-25	5 35 40	24	75	13 16 5	7	200					

FG % 1st Half: 12-34 35.3% 2nd half: 15-26 57.7% Game: 27-60 45.0% Deadball Rebounds 3
3FG % 1st Half: 3-15 20.0% 2nd half: 2-11 18.2% Game: 5-26 19.2%
FT % 1st Half: 9-11 81.8% 2nd half: 7-14 50.0% Game: 16-25 64.0%

UNLV 81 • 8-7, 1-1 MW

#	Player	Total		3-Ptr		Rebounds			PF	TP	A	TO	Blk	Stl	Min
		FG-FGA	FT-FTA	FG-FGA	FT-FTA	Off	Def	Tot							
03	GREEN, Tyrell	4-17	2-8	4-5	1 5 6	3	14	1 2 0	2	36					
20	JONES, Christian	5-10	0-0	5-7	3 7 10	3	15	0 1 0	1	31					
01	CLYBURN, Kris	3-10	1-4	0-1	4 9 13	4	7	3 2 0	0	29					
02	OFOEGBU, Uche	4-8	2-5	2-2	1 4 5	1	12	0 0 0	0	20					
05	POYSER, Jalen	3-9	1-2	7-7	1 3 4	2	14	3 4 0	1	31					
10	MORGAN, Zion	0-0	0-0	0-0	0 0 0	0	0	0 0 0	0	1					
11	DEMBELE, Cheickna	0-0	0-0	0-0	0 2 2	4	0	0 1 0	1	10					
30	MOORING, Jovan	5-9	1-3	6-8	0 3 3	1	17	7 1 0	3	31					
31	BAXTER JR, Troy	1-1	0-0	0-0	0 0 0	4	2	1 2 0	0	11					
	Team				0 1 1										
Totals		25-64	7-22	24-30	10 34 44	22	81	15 13 1	7	200					

FG % 1st Half: 14-32 43.8% 2nd half: 11-32 34.4% Game: 25-64 39.1% Deadball Rebounds 0
3FG % 1st Half: 6-12 50.0% 2nd half: 1-10 10.0% Game: 7-22 31.8%
FT % 1st Half: 8-12 66.7% 2nd half: 16-18 88.9% Game: 24-30 80.0%

Officials: Verne Harris, Mike Reed, Eric Curry
Technical fouls: Wyoming Cowboys-None. UNLV-None.
Attendance: 9352

Score by periods	1st	2nd	Total
Wyoming Cowboys	36	39	75
UNLV	42	39	81

Points	In Paint	Off T/O	2nd Chance	Fast Break	Bench
WY	40	13	2	9	33
UNLV	32	15	7	6	19

Score tied - 6 times.
Lead changed - 8 times.

Last FG - WY 2nd-00:13, UNLV 2nd-01:45.
Largest lead - WY by 2 1st-15:52, UNLV by 11 1st-09:10.
WY led for 03:13. UNLV led for 33:14. Game was tied for 03:33.

Game 14: Air Force 72 at Wyoming 84

Official Basketball Box Score - Game Totals - Final Statistics

Air Force vs Wyoming Cowboys
12/28/16 7:05 pm at Laramie, Wyo. (Arena-Auditorium)



Air Force 72 • 7-7, 0-1 MW

#	Player	Total		3-Ptr		Rebounds			PF	TP	A	TO	Blk	Stl	Min
		FG-FGA	FT-FTA	FG-FGA	FT-FTA	Off	Def	Tot							
02	SIPLES, CJ	* 0-5	0-2	0-0	0 1 1	1	0	0 1 1	1	20					
05	KOCUR, Zach	* 2-8	2-5	1-2	1 2 3	1	7	4 1 0	1	20					
15	VAN, Jacob	* 3-6	0-0	2-2	1 5 6	0	8	1 4 0	1	22					
33	TOOHEY, Frank	* 4-14	0-2	3-5	5 2 7	1	11	0 2 0	1	23					
05	GRAHAM, Hayden	* 1-7	0-2	0-0	0 1 1	3	2	0 1 0	0	17					
00	MORRIS, Caleb	1-5	1-3	0-0	0 1 1	0	3	2 1 0	0	12					
01	NORMAN, Dane	3-5	2-2	0-0	2 5 7	4	8	0 1 0	0	16					
03	TOMES, Sid	0-1	0-0	2-2	0 2 2	1	2	1 0 0	0	8					
12	SCOTTIE, Lavelle	2-6	0-3	0-0	0 4 4	1	4	0 0 0	0	14					
13	BROWN, LaSean	1-1	0-0	0-0	0 0 0	0	2	0 0 0	0	2					
20	LYONS, Trevor	3-3	0-0	3-4	1 3 4	5	9	2 1 0	2	21					
22	LOUDER, Pervis	2-2	0-0	2-2	0 0 0	0	6	3 0 0	1	7					
25	BROEKHUIS, Kyle	0-1	0-0	0-0	0 0 0	0	0	0 0 0	0	3					
30	DEWANE, Jonathan	0-1	0-0	0-0	0 1 1	1	0	0 0 0	0	3					
32	MANNING, Ryan	4-8	2-3	0-0	2 2 4	4	10	0 1 0	1	12					
	Team				4 0 4										
Totals		26-73	7-22	13-17	16 29 45	22	72	13 13 1	9	200					

FG % 1st Half: 10-38 26.3% 2nd half: 16-35 45.7% Game: 26-73 35.6% Deadball Rebounds 1
3FG % 1st Half: 2-12 16.7% 2nd half: 5-10 50.0% Game: 7-22 31.8%
FT % 1st Half: 4-5 80.0% 2nd half: 9-12 75.0% Game: 13-17 76.5%

Wyoming Cowboys 84 • 11-3, 1-0 MW

#	Player		Total		3-Ptr		Rebounds			PF	TP	A	TO	Blk	Stl	Min
			FG	FGA	FG	FTA	Off	Def	Tot							
03	AKA GORSKI, Alexander	*	5-9	3-7	1-1	0	3	3	1	14	6	2	0	2	36	
05	Herndon, Alan	*	4-9	2-4	5-6	1	6	7	1	15	1	2	3	0	26	
11	LIEBERMAN, Jeremy	*	0-1	0-1	0-0	0	2	2	1	0	1	1	0	1	16	
23	MCNAMENAMEN, Jason	*	4-14	3-10	0-0	0	5	5	3	11	6	1	0	1	34	
23	NAUGHTON, Jordan	*	1-3	0-0	0-0	3	0	3	2	2	1	1	0	0	13	
01	JAMES, Justin		5-12	2-4	2-2	1	7	8	1	14	1	2	1	0	21	
02	MEOMEKA, Andrew		4-4	0-0	0-0	2	4	6	1	8	0	1	1	3	13	
10	KELLEY, Cody		1-4	1-4	0-0	0	0	0	3	3	1	3	0	0	11	
13	ANDREWS, Sam		0-0	0-0	2-2	0	0	0	1	2	0	0	0	0	2	
14	DALTON, Hayden		3-5	3-5	0-0	5	6	4	1	15	4	3	1	1	25	
21	BARNES, Jonathan		0-0	0-0	0-2	0	0	0	1	0	0	0	0	0	3	
	Team					2	2	4								
Totals			28-64	14-35	14-18	10	34	44	19	84	21	16	6	7	200	

2016-17 WYOMING GAME NOTES

Game-by-Game Box Scores

Game 17: Utah State 87 at Wyoming 95



Official Basketball Box Score -- Game Totals -- Final Statistics
Utah State vs Wyoming Cowboys
01/11/17 7:05 pm at Laramie, Wyo. (Arena-Auditorium)



Utah State 87 • 8-8, 2-3 MW

#	Player		Total	3-Ptr		Rebounds									
			FG-FGA	FG-FGA	FT-FTA	Off Def Tot	PF	TP	A	TO	Blk	Stl	Min		
11	DARGENTON, Alexis	f	4-7	1-2	0-1	1 3 4	4	9	2	1	0	0	17		
14	MOORE, Jalen	f	7-11	1-3	5-6	1 4 5	3	20	1	4	0	1	39		
15	JANICEK, Norbert	f	2-3	0-0	3-4	0 0 0	1	7	0	1	0	0	17		
01	McEWEN, Koby	g	5-10	2-3	3-6	2 2 4	3	15	3	2	0	2	29		
03	MERRILL, Sam	g	5-10	2-6	2-2	0 2 2	4	14	2	1	0	0	18		
00	RECTOR, Shane		2-3	1-2	1-2	0 1 1	2	6	3	1	0	1	21		
05	PEARRE, Julion		1-3	0-2	1-2	0 2 2	2	3	0	1	0	1	16		
10	TAYLOR, Quinn		4-8	0-1	0-0	2 3 5	2	8	3	0	0	1	19		
13	BARNABA, Ngor		1-4	1-2	0-0	0 6 6	1	3	2	1	0	0	12		
24	BRITO, Diogo		1-4	0-2	0-1	1 1 2	0	2	0	0	0	1	12		
Team						3 1 4									
Totals			32-63	8-23	15-24	10 25 35	22	87	16	12	0	7	200		
FG % 1st Half: 15-31			48.4%	2nd half: 17-32	53.1%	Game: 32-63	50.8%	Deadball							
3FG % 1st Half: 5-13			38.5%	2nd half: 3-10	30.0%	Game: 8-23	34.8%	Rebound							
FT % 1st Half: 4-7			57.1%	2nd half: 11-17	64.7%	Game: 15-24	62.5%	2							

Wyoming Cowboys 95 • 12-5, 2-2 MW

#	Player		Total		3-Ptr		Rebounds			PF	TP	A			Blk	Stl	Min
			FG-FGA	FG-FGA	FT-FTA	Off	Def	Tot									
05	Herndon, Alan	f	5-12	3-6	2-2	0	10	10	3	15	1	2	4	0	36		
33	NAUGHTON, Jordan	f	3-5	0-0	1-2	1	1	2	4	7	1	0	1	0	11		
03	AKA GORSKI, Alexander	g	6-11	6-10	0-0	0	3	3	2	18	1	1	0	0	38		
10	KELLEY, Cody	g	4-6	0-1	2-3	2	2	4	3	10	6	1	0	2	21		
23	MCNAMEN, Jason	g	2-7	1-5	6-7	0	1	1	4	11	3	3	0	0	30		
01	JAMES, Justin	g	2-8	1-2	4-8	2	3	5	2	9	1	1	0	2	21		
20	DALTON, Hayden	g	6-8	2-3	5-5	2	6	8	1	19	6	2	0	1	31		
21	BARNES, Jonathan	g	0-0	0-0	0-0	0	1	1	1	0	0	0	0	0	2		
24	ADAMS, Louis	g	2-3	0-1	2-2	1	1	2	2	6	0	1	0	0	10		
Team						0	0	0									
Totals				30-60	13-28	22-29	8	28	36	22	95	19	11	5	5	200	
FG % 1st Half: 20-33			60.6%	2nd half: 10-27			37.0%	Game: 30-60			50.0%	Deadball					
3FG % 1st Half: 12-18			66.7%	2nd half: 1-10			10.0%	Game: 13-28			46.4%	Rebounds					
FT % 1st Half: 5-7			71.4%	2nd half: 17-22			77.3%	Game: 22-29			75.9%	4					

Officials: Verne Harris, David Hall, Rick Randall

Technical fouls: Utah State-None. Wyoming Cowboys-MCMAMEN, Jason.

Attendance: 4547

Score by periods	1st	2nd	Total
Utah State	39	48	87
Wyoming Cowboys	57	38	95

Points	In	Off	2nd	Fast	Bench
USU	38	14	13	4	22
WY	34	18	11	2	34

Last FG - USU 2nd-00:25, WY 2nd-01:09.
Largest lead - USU by 1 1st-12:17, WY by 22 2nd-15:46.
USU led for 01:12, WY led for 38:04. Game was tied for 00:44.

Score tied - 0 times.
Lead changed - 2 times.

Game 19: Wyoming 80 at San Jose State 70



Official Basketball Box Score -- Game Totals -- Final Statistics
Wyoming Cowboys vs San Jose State
1/18/17 7:00 PM at San Jose, Calif. (The Event Center)



Wyoming Cowboys 80 • 13-6, 3-3 MW

#	Player		Total		3-Ptr		Rebounds			PF	TP	A To Blk			Stl	Min
			FG-FGA	FG-FGA	FT-FTA	Off	Def	Tot	A			To	Blk			
05	Herndon, Alan	f	2-7	0-1	2-3	2	4	6	2	6	0	1	1	1	33	
33	NAUGHTON, Jordan	f	7-9	0-0	1-2	2	3	5	3	15	0	0	0	1	20	
03	AKA GORSKI, Alexander	g	1-5	0-3	2-5	0	3	3	0	4	4	1	0	1	28	
11	LIEBERMAN, Jeremy	g	4-9	1-5	0-0	0	0	0	2	9	0	1	0	2	28	
23	MCNAMEN, Jason	g	3-10	1-5	3-4	0	4	4	3	10	1	1	0	1	35	
01	JAMES, Justin	g	3-10	0-1	4-5	1	3	4	3	10	3	4	0	1	18	
02	MOEMEKA, Andrew	g	2-2	0-0	0-0	3	2	5	1	4	0	1	0	1	7	
10	KELLEY, Cody	g	0-1	0-0	0-0	0	0	0	0	1	0	1	0	1	6	
20	DALTON, Hayden	g	2-4	0-1	2-2	1	5	6	0	6	1	0	2	0	9	
24	ADAMS, Louis	g	6-8	1-2	1-2	0	1	1	1	14	0	1	0	0	13	
25	MARSHALL, Morris	g	1-2	0-0	0-0	1	0	1	1	2	0	0	0	0	3	
Team						5	1	6								
Totals				31-67	3-18	15-23	15	26	41	17	80	10	11	4	8	200
FG % 1st Half: 20-41			48.8%	2nd half: 11-26			42.3%	Game: 31-67			46.3%	Deadball				
3FG % 1st Half: 2-11			18.2%	2nd half: 1-7			14.3%	Game: 3-18			16.7%	Rebounds				
FT % 1st Half: 8-12			66.7%	2nd half: 7-11			63.6%	Game: 15-23			65.2%	2,3				

San Jose State 70 • 9-8, 2-4 MW

#	Player	Total			3-Ptr		Rebounds			PF	TP	A TO Blk			Stl	Min
		FG-FGA	FG-FGA	FT-FTA	Off	Def	Tot	A	TO			Blk				
15	CLARKE, Brandon	f	8-15	0-0	3-7	5	8	13	3	19	1	4	1	2	31	
32	WELAGE, Ryan	f	6-15	1-8	1-2	2	4	6	0	14	1	0	1	0	34	
33	SCHWARTZ, Cody	f	2-2	2-2	0-0	0	1	1	2	6	1	0	1	0	24	
02	WILLIAMS, JR. GARY	g	4-9	0-1	0-0	1	3	4	1	8	3	0	0	0	14	
21	JAMES, Jalen	g	1-6	0-3	0-1	0	1	1	0	2	2	3	0	0	19	
00	BROWN, Terrell	g	0-0	0-0	0-0	0	0	0	0	0	0	2	0	0	3	
04	MITCHELL, Brandon	g	1-5	0-1	0-0	1	0	1	3	2	0	0	1	1	7	
10	NICHOLS, Isaiah	g	3-3	0-0	3-4	0	0	0	3	9	1	2	0	0	17	
11	BOYCE, E.J.	g	2-5	1-4	3-3	0	3	3	2	8	2	1	0	1	32	
10	THORNTON, Isaac	g	0-0	0-0	0-0	0	3	3	4	0	2	5	0	2	12	
25	HILLSMAN, Jaycee	g	1-2	0-0	0-0	0	0	0	1	2	0	0	0	0	7	
Team						0	3	3								
Totals			28-62	4-19	10-17	9	26	35	19	70	13	17	4	6	200	
FG % 1st Half: 12-31		38.7%	2nd half: 16-31		51.6%	Game: 28-62		45.2%	Deadball							
3FG % 1st Half: 2-8		25.0%	2nd half: 2-11		18.2%	Game: 4-19		21.1%	Rebounds							
FT % 1st Half: 5-8		62.5%	2nd half: 5-9		55.6%	Game: 10-17		58.8%	3,1							

Officials: John Higgins, Steve Olson, Randy Heimerman

Technical fouls: Wyoming Cowboys-None. San Jose State-None.

Attendance: 1468

Score by periods	1st	2nd	Total
Wyoming Cowboys	50	30	80
San Jose State	31	39	70

Points	In	Off	2nd	Fast	Bench
WY	48	19	21	6	36
SJ	28	13	9	6	21

Last FG - WY 2nd-06:58, SJ 2nd-01:14.
Largest lead - WY by 21 1st-00:34, SJ by 2 1st-19:49.
WY led for 37:36, SJ led for 00:49. Game was tied for 01:35.

Score tied - 3 times.
Lead changed - 1 time.

Game 18: Nevada 89 at Wyoming 74

Official Basketball Box Score -- Game Totals -- Final Statistics
Nevada vs Wyoming Cowboys
01/14/17 4:02 pm at Laramie, Wyo. (Arena-Auditorium)

Nevada 89 • 15-3, 4-1 MW

#	Player	Total		3-Ptr		Rebounds			PF	TP	A TO Blk			Stl	Min
		FG-FGA	FG%	FT-FTA	Off	Def	Tot								
00	OLIVER, Cameron	f	6-13	0-3	1-1	2	14	16	5	13	1	6	2	2	34
24	CAROLINE, Jordan	f	4-14	1-3	3-5	4	11	15	3	12	2	4	0	2	38
01	MARSHALL, Marcus	g	8-15	2-6	14-15	1	1	2	2	32	4	2	0	0	40-
14	DREW, Lindsey	g	3-10	1-5	7-10	4	5	9	4	14	2	2	0	2	37
15	FENNER, D.J.	g	4-8	1-2	6-6	0	2	2	3	15	2	1	1	0	29
02	KING II, Leland	g	0-1	0-0	0-0	1	0	1	1	0	0	0	0	1	5
04	RAMSEY, Deveal	g	1-3	1-2	0-0	0	1	1	3	3	0	0	0	0	13
23	TOOLEY, Charlie	g	0-0	0-0	0-0	1	1	2	1	0	0	0	0	0	4
34	CARLSON, John	g	0-0	0-0	0-0	0	0	0	1	0	0	0	0	0	0+
Team						0	1	1							
Totals			26-64	6-21	31-37	13	36	49	23	89	11	15	3	7	200
FG % 1st Half: 15-42		35.7%	2nd half: 11-22		50.0%	Game: 26-64		40.6%	Deadball						
3FG % 1st Half: 5-13		38.5%	2nd half: 1-8		12.5%	Game: 6-21		28.6%	Rebounds						
FT % 1st Half: 4-7		57.1%	2nd half: 2-30		90.0%	Game: 31-37		83.8%	3						

2016-17 WYOMING GAME NOTES



Nyaires Redding
G, 6-2, 168, Jr.
Cleveland, Ohio



Justin James
G, 6-7, 187, So.
Port Saint Lucie, Fla.



Andrew Moemeka
F, 6-8, 217, RFr.
Lake City, Fla.



Alexander Aka Gorski
G, 6-5, 215, Jr.
Lund, Sweden



Alan Herndon
F, 6-9, 223, Jr.
Colorado Springs, Colo.



Cody Kelley
G, 5-11, 186, RFr.
Gillette, Wyo.



Jeremy Lieberman
G, 6-1, 172, Jr.
Calabasas, Calif.



Sam Averbuck
G, 6-4, 189, RFr.
Santa Rosa, Calif.



Austin Mueller
F, 6-6, 208, fr.
Highlands Ranch, Colo.



Brodricks Jones
F, 6-10, 205, So.
Los Angeles, Calif.




Hayden Dalton
F, 6-8, 186, Jr.
Parker, Colo.



Jonathan Barnes
F, 6-10, 246, Jr.
Parker, Colo.



Jason McManamen
G, 6-5, 197, Sr.
Torrington, Wyo.



Louis Adams
G, 6-4, 194, Jr.
Chicago, Ill.



Morris Marshall
G, 6-4, 190, Sr.
White Springs, Fla.



Jordan Naughton
F, 6-10, 235, So.
Rancho Cucamonga, Calif.



Allen Edwards
Head Coach
First Season