# THE UNIVERSITY OF NEW MEXICO MEN'S SOCCER

2017 Men's Soccer Notes | Conference USA Notes

@UNMLoboMSoccer www.GoLobos.com #GoLobos

Chelsea Pitvorec, Assistant Director of Athletic Communications - Men's Soccer Contact | Email: cpitvorec@unm.edu | Cell: 352-422-2875

## 2017 SCHEDULE

| Date | Opponent | Time/Score |
|---|---|---|
| **8.12** | **Air Force (Exh.)** | **W, 3-1** |
| **8.17** | **Colorado School of Mines (Exh.)** | **W, 3-1** |
| **8.19** | **Grand Canyon (Exh.)** | **W, 2-0** |
| 8.25 | at #11 Washington | L, 2-1 |
| 8.27 | at Seattle | L, 1-0 |
| **9.1** | **(RV) UNLV** | **W, 3-0** |
| 9.4 | at Marquette | W, 4-1 |
| | ***Grange and Ashwill Invitational*** | |
| ***9.8*** | ***Denver vs UC Irvine*** | ***1-0, UCI*** |
| ***9.8*** | ***CSUN*** | ***W, 2-1*** |
| ***9.10*** | ***Denver vs CSUN*** | ***2-0, CSUN*** |
| ***9.10*** | ***UC Irvine*** | ***W, 2-1*** |
| **9.16** | **No. 13/17 Kentucky*** | **L, 1-0** |
| 9.22 | at South Carolina* | T, 2-2 (2OT) |
| 9.30 | at Marshall* | W, 2-1 |
| 10.4 | at Loyola Marymount | W, 3-0 |
| **10.7** | **Florida Atlantic*** | **W, 3-1** |
| **10.14** | **UAB*** | **W, 2-0** |
| **10.18** | **UCLA** | **T, 1-1 (2OT)** |
| 10.21 | at No. 11 FIU* | L, 4-0 |
| **10.25** | **Denver** | **T, 0-0 (2OT)** |
| **10.28** | **Charlotte*** | **T, 0-0 (2OT)** |
| 11.3 | at Old Dominion* | L, 1-0 |
| *Conference USA Tournament (at Old Dominion)* | | |
| *11.8* | *Quarterfinals vs Charlotte* | *12 p.m. MT* |
| *11.10* | *Semifinals* | *TBA* |
| *11.12* | *Finals* | *TBA* |

**Bold** denotes home games
*denotes Conference USA game
*italics* denote tournament
*All times listed are Mountain Time*
*Game times are subject to change*

All home and conference matches will be streamed online, for free, through the MW Network, which can also be accessed through GoLobos.com.

You can follow the live stats on your computer or your mobile device for UNM Men's Soccer and all other Lobo teams all season at www.lobos.statbroadcast.com.

## New Mexico Lobos

**Record:** 8-5-4 (3-3-2 C-USA)
**Conference:** Conference USA
**Head Coach:** Jeremy Fishbein (16th Season)
**Record at UNM:** 207-78-40
**Career Record:** 302-138-50 (25th Season)

## Media Information

**2017 Conference USA Tournament**
**Location:** Norfolk, Va.
**Date:** Wednesday, Nov. 8 - Sunday, Nov. 12
**Time:** 12 p.m. (MT)
**Live Video:** CUSA.tv
**Live Stats:** GoLobos.com
**Match Updates:** Follow @UNMLoboMSoccer
Notes last udpated 11/7

## 2017 C-USA TOURNAMENT BRACKET

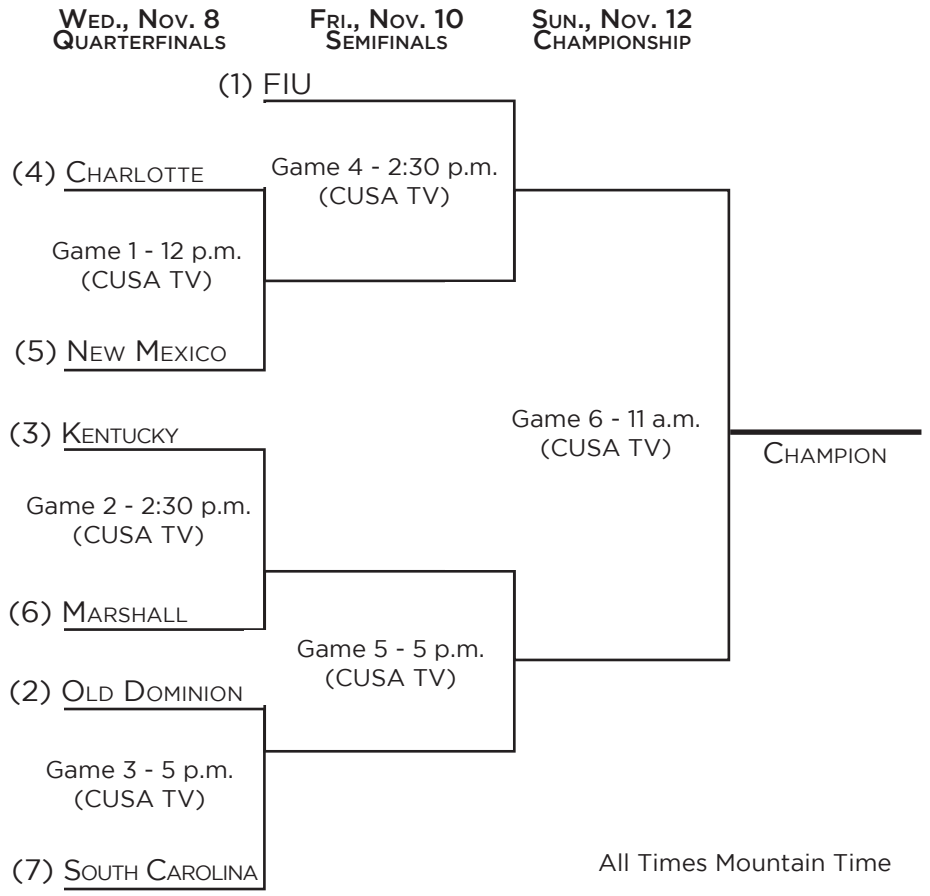


## 2017 C-USA STANDINGS

As of Nov. 7, 2017

| School | Conf. | Conf. % | Pts. | Overall | Overall % |
|---|---|---|---|---|---|
| FIU | 6-0-2 | 0.875 | 20 | 11-0-4 | 0.867 |
| Old Dominion | 6-2-0 | 0.750 | 18 | 9-5-2 | 0.625 |
| Kentucky | 4-2-2 | 0.625 | 14 | 8-5-4 | 0.588 |
| Charlotte | 2-1-5 | 0.563 | 11 | 6-4-6 | 0.563 |
| **New Mexico** | **3-3-2** | **0.500** | **11** | **8-5-4** | **0.588** |
| Marshall | 3-5-0 | 0.375 | 9 | 7-9-1 | 0.441 |
| South Carolina | 2-4-2 | 0.375 | 8 | 6-8-2 | 0.438 |
| Florida Atlantic | 2-6-0 | 0.250 | 6 | 2-14-0 | 0.125 |
| UAB | 1-6-1 | 0.188 | 4 | 5-7-4 | 0.438 |

## BY THE NUMBERS

*2017 Updated Statistics*

| Statistic | All Matches (CUSA Rank) |
|---|---|
| Assists: | 1.00 per game (7th) |
| Fouls: | 10.29 per game (3rd) |
| Points: | 3.94 per game (4th) |
| Save Pct: | 0.821 (1st) |
| Saves: | 4.59 per game (2nd) |
| Shots: | 13.47 per game (4th) |
| Shots on Goal: | 5.82 per game (6th) |
| Shutout Pct: | 0.294 (4th) |
| Team Goals Against | 0.950 avg (2nd) |
| Assists: | 17 total (7th) |
| Goals: | 25 total (3rd) |
| Points: | 67 total (3rd) |
| W-L-T Pct: | 0.588 (3rd) |
| Yellow Cards: | 21 (7th) |

## RECORD WHEN ...

**New Mexico's Record When ...**

| | |
|---|---|
| At home | 5-1-3 |
| On the road | 3-4-1 |
| At neutral sites | 0-0-0 |
| Vs. Ranked opponents | 0-3-0 |
| In the C-USA | 3-3-2 |
| In non-conference games (regular season) | 5-2-2 |
| In overtime games | 0-0-4 |
| When scoring first | 6-0-1 |
| When opponent scores first | 2-5-1 |
| When leading in shots | 8-1-2 |
| When trailing in shots | 0-3-2 |
| When tied in shots | 0-1-0 |
| When leading in corner kicks | 5-3-4 |
| When trailing in corner kicks | 2-2-0 |
| When tied in corner kicks | 1-0-0 |
| With more fouls | 3-2-3 |
| With fewer fouls | 5-3-1 |
| When tied in fouls | 0-0-0 |
| When scoring one goal | 0-1-1 |
| When scoring two goals | 4-0-1 |
| When scoring three or more goals | 4-0-0 |
| In August | 0-2-0 |
| In September | 5-1-1 |
| In October | 3-1-3 |
| In November | 0-1-0 |

## C-USA ATTENDANCE

*2017 Regular Season (Through 11/7/17)*

| Place | School | Avg Home Attendance |
|---|---|---|
| 1. | South Carolina | 2,900 |
| 2. | Kentucky | 1,407 |
| **3.** | **New Mexico** | **1,131** |
| 4. | Charlotte | 1,000 |
| 5. | UAB | 658 |
| 6. | Old Dominion | 505 |
| 7. | FIU | 373 |
| 8. | Marshall | 366 |
| 9. | Florida Atlantic | 215 |

# NEW MEXICO MATCH NOTES

## LOBOS VS. THE FIELD

The Lobos have faced each team in the Conference USA Tournament once this season:

**Charlotte (6-4-6, 2-1-5 C-USA) - Game 1:** The Lobos faced Charlotte just two games ago on their home turf on Oct. 28. The squads played to a 0-0 tie in double overtime.

**No. 8 FIU (11-0-4, 6-0-2 C-USA):** The then-ranked No. 24 Lobos faced FIU on Oct. 21 on the road when the squad was ranked No. 11. The Lobos fell by a final score of 4-0, letting up one goal in the first half before allowing a trio of goals in the second half. Despite the score, senior Jason Beaulieu tallied tallied a career-high 10 saves.

**(RV) Old Dominion (9-5-2, 6-2-0 C-USA):** The Lobos just faced the Monarchs on Friday, Nov. 3, falling by a narrow 1-0 margin. Old Dominion scored in just the sixth minute and held the lead throughout the remaining 84 minutes.

**(RV) Kentucky (8-5-4, 4-2-2 C-USA):** The Lobos faced Kentucky in their first Conference USA matchup of the season and fell by just one, 1-0 at home. Kentucky was ranked 13/17 at the time and scored their lone goal on a penalty kick with two seconds left in the first half. The loss snapped the Lobos four-win streak and marked the second-straight season that UNM lost its C-USA opener to Kentucky.

**Marshall (7-9-1, 3-5-0 C-USA):** The Thundering Herd hosted the Lobos on Sept. 30 in Huntington where UNM claimed a 2-1 victory to kick off a midseason four-win streak. After falling behind just after halftime by one, junior Aaron Herrera and senior Sam Gleadle scored in the 66th and 81st minute respectively to lead the Lobos to the win.

**South Carolina (6-8-2, 2-4-2 C-USA):** The Sept. 22 road matchup with South Carolina marked UNM's first of four ties on the season. The teams traded goals, scoring all four in the 2-2 match in the second half. Simon Spangenberg tied the match 1-1 in the 60th minute. Nine minutes later, Mitchell Myers scored for the Gamecocks to take back the advantage before Gleadle netted another equalizer with less than two minutes in regulation to force overtime.

## C-USA ALL-CONFERENCE HONORS

Seven Lobos earned All-Conference honors on Tuesday, led by junior Aaron Herrera who was named C-USA Defensive MVP and to the All-Conference First Team. Senior Jason Beaulieu and redshirt-sophomore Tom Smart were both named to the second team while senior Sam Gleadle and sophomore Aaron Scott earned spots on the third team. Redshirt-freshman Billy Jones and true freshman Nick Barreiro were also honored with All-Freshman team nods.

## AGAIN THE UNDERDOG

Last season the Lobos entered the 2016 C-USA Tournament as the fifth seed and completed a run of upsets to claim the C-USA Tournament title. The Lobos surpassed a pair of ranked teams on their way to the championship match including No. 17 Kentucky (T, 2-2, 2-1 PKs) and No. 5 Charlotte (W, 2-1). The Lobos topped FIU in the final match 3-0.

## SCORING DROUGHT

While the Lobos have only allowed one goal in their last three matches that included a pair of consecutive shutouts, the UNM offense has not produced a goal since Oct. 18, when the Lobos tied UCLA 1-1. The goal was junior Aaron Herrera's impressive shot from midfield.

## BEAULIEU - 2X DEF. PLAYER OF THE WEEK

Senior Jason Beaulieu earned his fourth and fifth shutouts of the season in the Lobos' back-to-back double-overtime matches against Denver and Charlotte, spending every minute between the posts. He has now accumulated 22 clean sheets in his career, ranked third in UNM history.

On his career, Beaulieu is now ranked in the top five in program history in four major statistical categories. He has collected 34 wins (5th), 22 shutouts (3rd), 239 saves (4th) and, with the Lobos' last match against Charlotte, surpassed current associate head coach Mike Graczyk in career appearances with 67. Graczyk was ranked second with 66, Beaulieu now takes second in the category.

## RPI RANKING

The Lobos currently rank 60th in the nation in RPI - an assessment which takes into account not only current record, but also strength of schedule and a multitude of other factors.

## FISHBEIN'S 300: COMPLETE

In his 25th season as head coach, coach Fishbein reached the 300 milestone with UNM's victory over LMU on Oct. 4. He clinched the triple-century win and had all the credit to give to his guys. "I'm just glad I get to share it with this group," - Coach Fishbein

Fishbein surpassed 200 wins at UNM with the Lobos' 3-0 victory over UNLV at the UNM Soccer Complex on Sept. 1. He is the program's all-time winningest coach and entered the season ranked 17th in the nation among NCAA DI active head coaches.

## PRESEASON HONORS

The reigning C-USA Tournament Champion Lobos were picked to finish second in Conference USA behind Charlotte in 2017. In addition, sophomores Tom Smart and Matthew Constant were named to the C-USA Preseason Team.

As a team, the Lobos have been ranked in the preseason by two organizations. The United Soccer Coaches Preseason Poll notched the Lobos 20th while Top Drawer Soccer ranked UNM 19th.

## LOBOS & AWARDS

Jason Beaulieu
- Grange and Ashwill Invitational Defensive MVP ..... Sept. 10
- C-USA Defensive Player of the Week ..... Oct. 9
- C-USA Defensive Player of the Week ..... Oct. 30
- All-Conference USA Second Team ..... Nov. 7

Devin Boyce
- Grange and Ashwill Invitational All-Tournament Team ....Sept. 10

Matthew Constant
- C-USA Preseason Team ..... Aug. 10
- Grange and Ashwill Invitational All-Tournament Team ....Sept. 10

Aaron Herrera
- Top Drawer Soccer Best XI Second Team ..... Aug. 21
- 2017 PDL Players to Watch in College List..... Aug. 25
- Grange and Ashwill Invitational MVP..... Sept. 10
- Top Drawer Soccer Team of the Week ..... Sept. 12
- C-USA Defensive MVP ..... Nov. 7
- All-Conference USA First Team..... Nov. 7

Luke Lawrence
- 2017 PDL Players to Watch in College List..... Aug. 25

Tom Smart
- C-USA Preseason Team ..... Aug. 10
- All-Conference USA Second Team ..... Nov. 7

Sam Gleadle
- All-Conference USA Third Team ..... Nov. 7

Aaron Scott
- All-Conference USA Third Team ..... Nov. 7

Billy Jones
- Conference USA All-Freshman Team..... Nov. 7

Nick Barreiro
- Conference USA All-Freshman Team..... Nov. 7

Junior Aaron Herrera also earned Top Drawer Soccer Best XI Second Team honors heading into the season.

## IT'S A HARD-KNOCK SCHEDULE

The Lobos are no stranger to tough competition, but this season UNM will take on eight squads that competed in the NCAA Tournament last season including three C-USA opponents. Those teams include No. 11 Washington, (RV) UNLV, CSUN, No. 13/17 Kentucky, South Carolina, UCLA, Denver and Charlotte.*
*Note: Teams that have already been faced have locked in rankings, other are updated.

## BY THE NUMBERS

Here is what is returning and missing for the 2017 Lobos.

| Stat | Returning | Lost | %Returning |
|---|---|---|---|
| Goals | 9 | 25 | 26.5% |
| Assists | 12 | 12 | 50.0% |
| Points | 30 | 62 | 32.6% |
| Starts | 114 | 129 | 46.9% |
| Shots | 143 | 159 | 47.4% |
| Shots on Goal | 66 | 79 | 45.5% |
| GW Goals | 2 | 10 | 16.7% |

## NATIONAL POLLS

United Soccer Coaches Top-25 Poll
Week 10 - November 7, 2017

| Rk | Team | Points | Prev. | Record |
|---|---|---|---|---|
| 1 | Wake Forest (18) | 592 | 1 | 16-1-1 |
| 2 | Indiana (5) | 577 | 2 | 14-0-4 |
| 3 | Stanford | 543 | 4 | 14-2-1 |
| 4 | Western Michigan | 503 | 5 | 15-2-1 |
| 5 | Clemson (1) | 480 | 9 | 12-4-1 |
| 6 | North Carolina | 456 | 3 | 14-3-1 |
| 7 | Akron | 441 | 10 | 14-2-1 |
| 8 | Florida International | 426 | 7 | 11-0-4 |
| 9 | Louisville | 400 | 6 | 11-2-4 |
| 10 | Michigan | 347 | 12 | 12-4-2 |
| 11 | Southern Methodist | 334 | 13 | 12-2-2 |
| 12 | Air Force | 303 | 14 | 14-1-3 |
| 13 | Notre Dame | 295 | 21 | 11-5-2 |
| 14 | Michigan State | 279 | 8 | 11-3-3 |
| 15 | Butler | 272 | 15 | 12-4-1 |
| 16 | Duke | 250 | 11 | 12-4-2 |
| 17 | Virginia | 242 | 16 | 11-3-4 |
| 18 | Georgetown | 212 | 18 | 12-3-2 |
| 19 | Dartmouth | 166 | 19 | 11-3-1 |
| 20 | Washington | 146 | 17 | 12-5-1 |
| 21 | New Hampshire | 123 | 20 | 11-2-4 |
| 22 | California | 116 | NR | 11-5-0 |
| 23 | Seattle | 87 | 23 | 10-3-4 |
| 24 | Va. Commonwealth | 50 | 22 | 11-5-0 |
| 25 | Columbia | 42 | NR | 10-2-3 |

**Also receiving votes:** Coastal Carolina (34), Maryland (24), North Carolina State (20), Pacific (13), Massachusetts (10), Wisconsin (8), William & Mary (3), Fordham (2), Portland (2), Rider (2).

College Soccer News Top-30 Poll
Week ending November 5, 2017

| Rk | Team | 2017 | Prev. |
|---|---|---|---|
| 1 | Wake Forest | 16-1-1 | 1 |
| 2 | Indiana | 13-0-4 | 2 |
| 3 | Stanford | 14-2-1 | 4 |
| 4 | North Carolina | 14-3-1 | 3 |
| 5 | Western Michigan | 15-2-1 | 5 |
| 6 | Louisville | 11-2-4 | 6 |
| 7 | Clemson | 12-4-1 | 9 |
| 8 | FIU | 11-0-4 | 8 |
| 9 | SMU | 13-2-1 | 10 |
| 10 | Akron | 14-3-1 | 11 |
| 11 | Michigan State | 11-3-3 | 7 |
| 12 | Georgetown | 12-3-2 | 12 |
| 13 | Air Force | 14-1-3 | 14 |
| 14 | Duke | 12-4-2 | 13 |
| 15 | Virginia | 11-3-4 | 15 |
| 16 | Butler | 12-4-1 | 16 |
| 17 | Michigan | 12-4-2 | 17 |
| 18 | Notre Dame | 11-5-2 | 19 |
| 19 | Dartmouth | 11-3-1 | 22 |
| 20 | Washington | 12-5-1 | 20 |
| 21 | Massachusetts | 13-3-3 | 21 |
| 22 | New Hampshire | 12-2-4 | 23 |
| 23 | California | 11-5-0 | 26 |
| 24 | Pacific | 11-3-1 | 25 |
| 25 | Seattle | 12-3-3 | 27 |
| 26 | VCU | 11-5-0 | 24 |
| 27 | Coastal Carolina | 10-6-1 | 29 |
| 28 | Columbia | 10-2-3 | 30 |
| 29 | St. John's | 9-6-3 | NR |
| 30 | Denver | 10-6-1 | NR |

**Others Receiving Votes:** Maryland, Wisconsin, Old Dominion, Rider, High Point, Radford, Kentucky, James Madison, CSUN, Fordham, Fairfield

Saves (GK)..... 68..... 0.....100.0%
Shutouts (GK) ..... 9..... 0.....100.0%
Wins (GK)..... 12..... 0.....100.0%

## A WHOLE NEW OFFENSE

After a successful run to the 2016 NCAA postseason, the Lobos lost five key seniors from the squad and a pair of dominating attackers including Niko Hansen and Chris Wehan. Hansen was the No. 9 overall pick in the 2017 MLS Superdraft to the Columbus Crew SC while Wehan has been racking up the accolades as a member of Reno 1868 FC, a USL team. The pair combined for 61.8 percent of the Lobos' goals last season.

Offensively, the Lobos will need to replace the dynamic duo in the attacking third and have added 13 new players to the 2017 roster in effort to replenish the squad. Of UNM's 20 points in exhibition matches this season, 10 came from new players. The other 10 came from a trio of returners (Aaron Herrera, Sam Gleadle and Luke Lawrence) and a redshirt freshman (Noah Bushey).
The newcomers that scored included freshman Nick Taylor, who led UNM with two goals, as well as freshman Alex Vedamanikam, junior transfer Antoine Vial and redshirt junior transfer Wedner Delmonte who posted one goal apiece.

## DEFENSIVELY, THE BOYS ARE BACK

While the Lobo offense will look very different, the UNM defense returns the majority of an experienced and solid back line that helped lead the Lobos to nine shutouts in 2016.

First, senior Jason Beaulieu returns between the posts. He started all 22 games for UNM in 2016 racking up 2,072 minutes. He posted eight shutouts which ranks seventh in Lobo history for most shutouts in a single season. Last season he also tied for ninth in UNM history in single-season wins (12). For his career, Beaulieu heads into the season ranking tied for third in shutouts with 17, sixth in saves with 163, seventh in wins with 26 and sixth in appearances with 51.

Junior Aaron Herrera will help anchor the back line for UNM after competing with the U-20 World Cup over the summer. He started all 22 games for the Lobos last season totaling 2,050 minutes and registering six points (two goals, two assists). In addition, Herrera was named to the Top Drawer Soccer Best XI Second Team recognizing him as one of the projected top players in the country this season.

Sophomores Tom Smart and Matthew Constant also return to the Lobo defense. The pair both started all season in 2016, Smart earning 22 starts and Constant starting 20 matches, missing two to play with the Canadian U-20 Team. Smart and Constant were also the only two Lobos to earn Conference USA Preseason honors.

## LOBO SOCCER: A MILE HIGH AND LOUDER THAN ...

The UNM Soccer Complex is building a reputation as one of the nation's toughest venues to play in. In addition to being "a mile high and louder than…", New Mexico has turned Albuquerque into one of the hottest tickets in college soccer. The Lobos have ranked in the top 25 in attendance nationally every season since the NCAA began keeping those statistics in 2001.

## INTERNATIONAL PRIDE

While the diversity of the team roster is obvious, many Lobos have some serious international credentials. Four have represented their country in top-level international competition: Aaron Herrera (US U20); Matthew Constant (US U17 National team, Canada U20 National team); Billy Jones (captained New Zealand U17 in select World Cup qualifying matches) and Aaron Scott (U15, U16, U17 Scottish National Team).

## EXCELLING OFF THE PITCH

Lobo Soccer has a rich tradition of academic success. During the Fishbein era (2002 to present), UNM has had 20 Academic All-Americans - more than any other men's soccer program in the country among all divisions. In addition, the Lobos have garnered 91 Academic All-Conference honorees and 20 NSCAA Scholar All-Americans under Fishbein's tutelage. As a team, the Lobos have earned the NSCAA Academic Team Award in 13 of the last 14 seasons.

# CONFERENCE TOURNAMENT HISTORY

## TOURNAMENT CHAMPIONSHIPS

2001 MPSF Tournament
2002 MPSF Tournament
2011 MPSF Tournament
2016 Conference USA Tournament

## ALL-TOURNAMENT TEAMS

**2001** Ty Hibbert, William Junot, Andrew Weber, Ivan Wilson
Tournament MVP: Ty Hibbert

**2002** Ben Ashwill, Junro Narita, Lance Watson, Andrew Weber
Tournament MVP: Ben Ashwill

**2003** Pat Grange, Jeff Krause, Brandon Moss

**2009** Justin Davis, Simon Ejdemyr

**2010** Michael Reed, Lance Roozeboom

**2011** Michael Green, Victor Rodriguez, Kyle Venter
Tournament MVP: Victor Rodriguez

**2012** Ben McKendry, Devon Sandoval

**2016** Chris Gurule, Niko Hansen, Nick Rochowski, Chris Wehan
Tournament MVP: Chris Wehan (Off.)
Chris Gurule (Def.)

## HEAD-TO-HEAD RECORD

All-Time Conference Tournament Record: 12-5-4
*MPSF Tournament Record: 10-2-3*
*Conference USA Tournament Record: 2-3-1*

**C-USA Opponents**
vs. Charlotte: 1-0-0
vs. Florida International: 1-0-0
vs. Kentucky: 0-0-1
vs. Old Dominion: 0-1-0
vs. South Carolina: 0-1-0
vs. Tulsa: 0-1-0

**MPSF Opponents**
vs. Air Force: 1-0-1
vs. Cal State Bakersfield: 0-1-1
vs. Denver: 3-0-0
vs. Fresno State 1-0-0
vs. Sacramento State: 1-0-1
vs. San Jose State: 2-1-0
vs. UNLV: 2-0-0

## ALL-TIME RESULTS

### C-USA Tournament Results

| | | | |
|---|---|---|---|
| 11/15/13 | vs. Tulsa Semifinals - Charlotte, N.C. | L | 0-3 |
| 11/12/14 | @ Old Dominion Quarterfinals - Norfolk, Va. | L | 1-2 |
| 11/11/15 | vs. South Carolina Quarterfinals - Charlotte, N.C. | L | 0-1 |
| 11/9/16 | vs. #12 Kentucky Quarterfinals - Huntington, W.Va. | T(2OT) | 2-2 |
| 11/11/16 | vs. #5 Charlotte Semifinals - Huntington, W.Va. | W | 2-1 |
| 11/13/16 | vs. Florida International Finals - Huntington, W.Va. | W | 3-0 |

### MPSF Tournament Results

| | | | |
|---|---|---|---|
| 11/8/01 | vs. Sacramento St. Quarterfinals - Fresno, Calif. | W(OT) | 3-2 |
| 11/9/01 | vs. UNLV Semifinals- Fresno, Calif. | W | 3-0 |
| 11/11/01 | @ Fresno State Finals | W(OT) | 1-0 |
| 11/15/02 | Denver Semifinals | W | 3-2 |
| 11/17/02 | San Jose State Finals | W(OT) | 2-1 |
| 11/14/03 | vs. Air Force Semifinals - Sacramento, Calif. | W | 5-1 |
| 11/16/03 | vs. San Jose State Finals - Sacramento, Calif. | L | 2-3 |

* The Mountain Pacific Sports Federation decided to institute a round-robin conference schedule from 2004-2008 in order to eliminate a post-season conference tournament. Winners of the conference were determined based on the results of intra-conference competitions during the regular season. The conference post-season championship tournament was re-instated in 2009.

| | | | |
|---|---|---|---|
| 11/13/09 | @ Denver Semifinals | W | 1-0 |
| 11/15/09 | vs. Sacramento State Sac St. advances 5-4 | T (2OT) | 2-2 |
| 11/11/10 | vs. UNLV Semifinals - Sacramento, Calif. | W (OT) | 1-0 |
| 11/12/10 | vs. CSUB Finals - Sacramento, Calif. | L | 2-0 |
| 11/11/11 | vs. San Jose State Semifinals - Denver, Colo. | W | 3-0 |
| 11/13/11 | vs. CSUB Finals - UNM advances 6-5 | T (2OT) | 1-1 |
| 11/9/12 | vs. Denver Semifinals - Albuquerque | W | 3-0 |
| 11/11/12 | vs. Air Force Finals - Albuquerque - AF advances 5-3 | T | 1-1 |

# NCAA TOURNAMENT HISTORY

## NCAA TOURNAMENT APPEARANCES

2001, 2002, 2004, 2005, 2006, 2007, 2009, 2010, 2011, 2012, 2013, 2016

## BEST NCAA TOURNAMENT FINISHES

National Championship Match: 2005
Final Four: 2013
Sweet 16: 2004, 2011, 2012

## HEAD-TO-HEAD RECORD

All-Time NCAA Tournament Record: 11-8-4

**NCAA Tournament Opponents**

vs. Bradley: 1-0-0
vs. California: 1-1-0
vs. Cal State Northridge: 1-0-0
vs. Clemson: 1-0-0
vs. Connecticut: 0-1-0
vs. Creighton: 0-1-0
vs. Duke: 1-0-0
vs. Florida International: 1-0-0
vs. George Mason: 1-0-0
vs. Maryland: 0-1-0
vs. Notre Dame: 0-1-0
vs. Penn State: 1-0-0
vs. Portland: 1-1-1
vs. Saint Loyis 0-1-0
vs. San Francisco: 1-0-0
vs. SMU: 0-1-0
vs. South Florida: 0-0-1
vs. UCLA: 0-1-0
vs. Virginia: 1-0-1
vs. Washington: 1-1-0
vs. Wisconsin-Milwaukee: 0-0-1

## UNM CAREER RECORDS

| | |
|---|---|
| Points | 13 - Jeff Rowland (2002-05) |
| Goals | 5 - Jeff Rowland (2002-05) |
| Assists | 5 - Michael Calderon (2012-13) |
| | 3 - Jeff Rowland (2002-05) |
| Shots | 39 - Jeff Rowland (2002-05) |
| G.A.A. | .500 - Michael Lisch (2013) |
| | .966 - Mike Graczyk (2004-07) |
| Shutouts | 3 - Michael Lisch (2013) |
| | 3 - Mike Graczyk (2004-07) |
| Saves | 25 - Andrew Weber (2001-04) |
| Goalie Wins | 4 - Mike Graczyk (2004-07) |
| | 3 - Michael Lisch (2013) |
| Games | 9 - Michael Kafari, Kyle Venter (2010-13), Ben Ashwill, Brandon Moss, Jeff Rowland, Lance Watson (2002-05) |
| Starts | 9 - Kyle Venter (2010-13), Ben Ashwill, Brandon Moss, Lance Watson (2002-05) |
| Minutes | 853 - Kyle Venter (2010-13), Brandon Moss (2002-05) |

## ALL-TIME RESULTS

| | | | |
|---|---|---|---|
| 11/23/01 | Florida International 1st Rd - Dallas, Tex. | W | 1-0 |
| 11/25/01 | @ #1 SMU 2nd Rd | L | 0-1 |
| 11/23/02 | @ Bradley 1st Rd | W | 2-1 |
| 11/27/02 | @ #18 Saint Louis 2nd Rd | L | 0-1 |
| 11/23/04 | Portland 2nd Rd | W | 4-1 |
| 11/27/04 | @ #4 Virginia 3rd Rd - UVa. advances 6-5 | T (2 OT) | 1-1 |
| 11/22/05 | Wisc.-Milwaukee 2nd Rd - UNM advances 5-3 | T (2 OT) | 2-2 |
| 11/26/05 | # 15 Cal. St.-Northridge Sweet 16 | W (OT) | 1-0 |
| 12/2/05 | # 7 California Elite Eight | W (OT) | 1-0 |
| 12/9/05 | vs. Clemson Final Four - Cary, N.C. | W | 2-1 |
| 12/11/05 | vs. #1 Maryland College Cup Finals - Cary, N.C. | L | 0-1 |
| 11/10/06 | @ San Francisco 1st Rd | W | 1-0 |
| 11/14/06 | @ Cal 2nd Rd | L | 1-3 |
| 11/24/07 | @ UCLA 1st Rd | L | 0-1 |
| 11/19/09 | Portland 1st Rd | L (OT) | 1-2 |
| 11/18/10 | @ Creighton | L | 4-1 |
| 11/20/11 | Duke | W (OT) | 2-1 |
| 11/27/11 | @ #7 USF Sweet 16 - USF advances 6-5 | T (2OT) | 0-0 |
| 11/18/12 | (RV) Virginia 2nd Rd | W | 3-1 |
| 11/25/12 | @ #7 UConn Sweet 16 | L (2 OT) | 2-1 |
| 11/24/13 | George Mason 2nd Rd | W | 1-0 |
| 12/1/13 | #16 Penn State Sweet 16 | W | 2-0 |
| 12/7/13 | @ #2 Washington Elite Eight | W | 1-0 |
| 12/13/13 | vs. #3 Notre Dame Final Four - Philadelphia, Pa. | L | 0-2 |
| 11/17/16 | vs. Portland 1stl Rd - Albuquerque - UNM advances 6-5 | T | 0-0 |
| 11/20/16 | @ #14 Washington 2nd Rd - Seattle, Wash. | L | 1-4 |

## TOURNAMENT RECORDS

**New Mexico Game Highs and Lows**

| | | |
|---|---|---|
| Shots (high) - | 26 vs. Wisconsin-Milwaukee 2nd Rd | 11/22/05 |
| | Jeff Rowland - 12 vs. Wisc.-Milwaukee 2nd Rd | 11/22/05 |
| Shots (low) - | 3 @ #18 Saint Louis 2nd Rd | 11/27/02 |
| Corners | 11 vs. #7 California 4th Rd | 12/2/05 |
| Saves | 8 vs. #1 SMU 2nd Rd | 11/25/01 |
| Fouls (high) - | 24 @ #4 Virginia 3rd Rd | 11/27/04 |
| | @ Bradley 2nd Rd | 11/22/02 |
| Fouls (low) - | 7 @ #14 Washington 2nd Rd | 11/20/16 |
| Goals | 4 vs. Portland 2nd Rd | 11/23/04 |
| | Pat Grange - 2 vs. Portland 2nd Rd | 11/23/04 |
| Assists | 3 vs. Portland 2nd Rd | 11/23/04 |
| | vs. Clemson College Cup Semifinals | 12/9/05 |
| | vs. (RV) Virginia 2nd Rd | 11/18/12 |
| | Ricky Francis - 2 vs. Bradley 2nd Rd | 11/22/02 |
| | Jeff Rowland - 2 vs. Portland 2nd Rd | 11/23/04 |
| | Michael Calderon - 2 vs. Virginia 2nd Rd | 11/18/12 |

**Opponent Game Highs and Lows**

| | | |
|---|---|---|
| Shots (high) - | 20 - (RV) Virginia 2nd Rd | 11/18/12 |
| Shots (low) - | 5 - vs. Portland 1st Rd | 11/17/16 |
| Corners | 10 - #1 Maryland College Cup Finals | 12/11/05 |
| Saves | 9 - #7 California 4th Rd | 12/2/05 |
| Fouls (high) - | 25 - #18 Saint Louis 2nd Rd | 11/27/02 |
| Fouls (low) - | 9 - @ #14 Washington 2nd Rd | 11/20/16 |
| Goals | 4 - @ #14 Washington 2nd Rd | 11/20/16 |
| Assists | 2 - Wisc.-Milwaukee 2nd Rd | 11/22/05 |

# THE 2017 NEW MEXICO LOBOS

| NO. | NAME | POS | HT./WT. | YEAR | HOMETOWN (LAST TEAM) |
|---|---|---|---|---|---|
| 00 | Evan Munn | GK | 6-0/175 | Jr. | Olympia, Wash. (Tacoma CC) |
| 0 | Jacobus McClure | GK | 6-5/195 | R-Fr. | Las Cruces, N.M. (Portland Timbers Academy) |
| 1 | Jason Beaulieu | GK | 6-4/200 | Sr. | Montreal, Quebec (Saint-Gabriel) |
| 2 | Tom Smart | D | 5-9/165 | R-So. | Birmingham, England (West Bromwich Albion U21) |
| 3 | Lucas Seligman | D | 5-8/150 | R-Sr. | Albuquerque, N.M. (La Cueva HS) |
| 4 | Noah Bushey | MF | 5-7/140 | R-Fr. | Denver, Colo. (Rush Academy) |
| 5 | Matt Dorsey | MF | 6-4/190 | R-Jr. | Spring, Texas (Klein Collins HS) |
| 6 | Aaron Scott | MF | 5-10/160 | So. | Edinburgh, Scotland (Heart of Midlothian FC) |
| 7 | Grayson Dupont | MF | 5-7/150 | R-Fr. | Birmingham, Ala. (Montverde Academy) |
| 9 | Luke Lawrence | F | 6-2/190 | Sr. | Albuquerque, N.M. (Fort Lewis College) |
| 10 | Devin Boyce | MF | 5-10/155 | R-So. | St. Louis, Mo. (Christian Brothers College) |
| 11 | Simon Spangenberg | MF | 5-10/160 | Jr. | Brussels, Belgium (Ecole Europeenne Bruxelles II) |
| 12 | Rio Murray | F | 5-11/165 | Fr. | Manchester, England (Ashton United FC) |
| 14 | Antoine Vial | MF | 5-10/150 | Jr. | Sète, France (Drury University) |
| 16 | Nick Barreiro | D | 5-10/158 | Fr. | El Paso, Texas (Real Salt Lake U18) |
| 17 | Alex Vedamanikam | F | 5-11/160 | Fr. | Albuquerque, N.M. (Real Salt Lake Academy) |
| 18 | Nick Taylor | F | 5-10/155 | Fr. | Coppell, Texas (Coppell HS/Dallas Texans Red U99) |
| 19 | Matthew Constant | D | 6-6/190 | So. | Dallas, Texas (USA U17 National Team) |
| 20 | Wedner Delmonte | MF | 5-6/150 | R-Jr. | Minotrie, Haiti (Grand Canyon) |
| 21 | Billy Jones | MF | 6-3/170 | R-Fr. | Auckland, New Zealand (Mount Albert Grammar) |
| 22 | Aaron Herrera | D | 5-11/160 | Jr. | Las Cruces, N.M. (Vista Grande HS) |
| 23 | Sam Gleadle | F | 5-10/160 | Sr. | Chichester, England (Campo Verde HS) |
| 24 | Michael Sprauer | MF | 6-1/145 | Fr. | Albuquerque, N.M. (Rio Rapids SC/Eldorado HS) |
| 26 | Shamach Brussard | MF | 5-8/ | Fr. | Albuquerque, N.M. (Elite 99/Sandia HS) |
| 28 | Bailey Letherman | MF | 5-10/145 | Fr. | Sammamish, Wash. (Crossfire Premier) |
| 30 | Ford Parker | GK | 6-2/170 | R-So. | Albuquerque, N.M. (Rio Rapids '97/Sandia HS) |

**Coaching Staff:**
**Head Coach:** Jeremy Fishbein (UC Santa Barbara, 1989 - 16th season at UNM)
**Associate Head Coach:** Mike Graczyk (4th season)
**Assistant Coach:** Kelly Altman (1st Season)
**Assistant Coach:** Lucas Champenois (2nd season)
**Athletic Trainer:** Keith Cross (4th season)

## BY CLASS

(26 Total)

**Seniors (4):** Jason Beaulieu, Lucas Seligman, Luke Lawrence, Sam Gleadle
**Juniors (6):** Evan Munn, Matt Dorsey, Simon Spangenberg, Antoine Vial, Wedner Delmonte, Aaron Herrera
**Sophomores (5):** Tom Smart, Aaron Scott, Devin Boyce, Matthew Constant, Ford Parker
**Freshmen (11):** Jacobus McClure, Noah Bushey, Grayson Dupont, Rio Murray, Nick Barreiro, Alex Vedamanikam, Nick Taylor, Billy Jones, Michael Sprauer, Shamach Brussard, Bailey Letherman

## BY STATE/COUNTRY

(26 Total)

**New Mexico (8):** Jacobus McClure, Lucas Seligman, Luke Lawrence, Alex Vedamanikam, Aaron Herrera, Michael Sprauer, Shamach Brussard, Ford Parker
**Texas (4):** Matt Dorsey, Nick Barreiro, Nick Taylor, Matthew Constant
**Washington (2):** Evan Munn, Bailey Letherman
**Alabama (1):** Grayson Dupont
**Colorado (1):** Noah Bushey
**Missouri (1):** Devin Boyce

**Belgium (1):** Simon Spangenberg
**England (3):** Tom Smart, Rio Murray, Sam Gleadle
**France (1):** Antoine Vial
**Haiti (1):** Wedner Delmonte
**New Zealand (1):** Billy Jones
**Quebec (1):** Jason Beaulieu
**Scotland (1):** Aaron Scott

## PRONUNCIATIONS

| No. | Name | Pronunciation |
|---|---|---|
| 0 | JACOBUS McClure | Juh-KOBE-us |
| 1 | Jason BEAULIEU | Bowl-YOUH |
| 3 | Lucas SELIGMAN | Sa-LIG-men |
| 14 | ANTOINE VIAL | ANN-twan VEE-all |
| 16 | Nick BARREIRO | Buh-RARE-oh |
| 17 | Alex VEDAMANIKAM | VED-man-ick-um |
| 20 | Wedner DELMONTE | del-MONT-ay |
| 25 | Noah BUSHEY | boo-SHAY |
| 26 | SHAMACH Brussard | shuh-MOCK |
| | Mike GRACZYK | GRAZE-ack |
| | Lucas CHAMPENOIS | shamp-en-WAH |

# 2017 New Mexico Lobos Radio/TV Roster

**00** Evan Munn
GK | 6-0 | Jr.
Olympia, Wash.

**0** Jacobus McClure
GK | 6-5 | R-Fr.
Las Cruces, N.M.

**1** Jason Beaulieu
GK | 6-4 | Sr.
Montreal, Quebec

**2** Tom Smart
D |5-9 | R-So.
Birmingham, England

**3** Lucas Seligman
D | 5-8 | R-Sr.
Albuquerque, N.M.

**4** Noah Bushey
MF | 5-7 | R-Fr.
Denver, Colo.

**5** Matt Dorsey
MF | 6-4 | R-Jr.
Spring, Texas

**6** Aaron Scott
MF | 5-10 | So.
Edinburgh, Scotland

**7** Grayson Dupont
MF | 5-7 | R-Fr.
Birmingham, Ala.

**9** Luke Lawrence
F |6-2 | Sr.
Albuquerque, N.M.

**10** Devin Boyce
MF | 5-10 | R-So.
St. Louis, Mo.

**11** Simon Spangenberg
MF | 5-10 | Jr.
Brussels, Belgium

**12** Rio Murray
F | 5-11 | Fr.
Manchester, England

**14** Antoine Vial
MF | 5-10 | Jr.
Sète, France

**16** Nick Barreiro
D | 5-10 | Fr.
El Paso, Texas

**17** Alex Vedamanikam
F | 5-11 | Fr.
Albuquerque, N.M.

**18** Nick Taylor
F | 5-10 | Fr.
Coppell, Texas

**19** Matthew Constant
D| 6-6 | So.
Dallas, Texas

**20** Wedner Delmonte
MF | 5-6 | R-Jr.
Minotrie, Haiti

**21** Billy Jones
MF | 6-3 | R-Fr.
Auckland, New Zealand

**22** Aaron Herrera
D | 5-11 | Jr.
Las Cruces, N.M.



**23** Sam Gleadle
F | 5-10 | Sr.
Chichester, England

**24** Michael Sprauer
MF | 6-1 | Fr.
Albuquerque, N.M.

**26** Shamach Brussard
MF | 5-8 | Fr.
Albuquerque, N.M.

**28** Bailey Letherman
MF | 5-10 | Fr.
Sammamish, Wash.

**30** Ford Parker
GK | 6-2 | R-So.
Albuquerque, N.M.

Jeremy Fishbein
Head Coach

Mike Graczyk
Associate Head Coach

Kelly Altman
Assistant Coach

Lucas Champenois
Assistant Coach

Keith Cross
Athletic Trainer

# HEAD COACH JEREMY FISHBEIN



## JEREMY FISHBEIN

Head Coach - 16th Season

2017 Season: 8-5-4 Career at UNM: 207-78-40

- New Mexico's all-time winningest coach
- Coached 12 All-Americans & 3 Freshman All-Americans
- Guided 20 different Lobos to Academic All-American honors
- Led the Lobos to the National Championship Finals in 2005 and the College Cup in 2013

## COACHING EXPERIENCE

**Head Coach:**

2002-Present - New Mexico (207-78-40)
1999-2000 - Incarnate Word (Texas) (21-13-3)
1992-98 - Fort Lewis College (Colo.) (74-47-7)

**Associate Head Coach:**

2001 - New Mexico

Overall record (25 years): 302-138-50 (.667)
Overall conference record: 155-57-21 (.710)

## THE FISHBEIN ERA

- Eleven NCAA Tournament appearances in 15 seasons
- Nine regular season conference championships with four tournament championships.
- Five-time Conference Coach of the Year (2002, 2005, 2006, 2011, 2013)
- NSCAA Far-West Region Coach of the Year in 2005 & 2011.
- 2004 Soccer America National Coach of the Year
- City of Albuquerque Coach of the Year in 2011
- Posted a career conference mark of 76-16-9 (.797) in the MPSF

## NEW MEXICO HISTORY

| Season | Record | Conference | NCAA Postseason |
|---|---|---|---|
| 2002 | 18-4-0 | 5-1-0 | Second Round |
| 2003 | 8-9-3 | 4-2-0 | N/A |
| 2004 | 17-1-2 | 10-1-1 | Sweet 16 |
| 2005 | 18-2-3 | 7-1-2 | NCAA Finals |
| 2006 | 14-4-3 | 8-1-1 | Second Round |
| 2007 | 12-5-2 | 7-1-2 | First Round |
| 2008 | 11-6-2 | 7-3-0 | N/A |
| 2009 | 12-7-1 | 5-2-0 | First Round |
| 2010 | 9-6-5 | 5-2-3 | First Round |
| 2011 | 18-0-4 | 10-0-0 | Sweet 16 |
| 2012 | 17-4-1 | 8-2-0 | Sweet 16 |
| 2013 | 14-6-2 | 7-1-1 | Final Four |
| 2014 | 11-6-1 | 4-4-0 | N/A |
| 2015 | 8-6-4 | 2-4-2 | N/A |
| 2016 | 12-7-3 | 4-3-1 | Second Round |
| 2017 | 8-5-4 | 3-3-2 | TBD |

## FISHBEIN AT NEW MEXICO

| | |
|---|---|
| Overall Record | 207-78-40 |
| At UNM Soccer Complex | 121-22-17 |
| On The Road | 64-43-18 |
| At Neutral Sites | 23-13-5 |
| Conference Record | 96-30-15 |
| Home Conference Record | 57-9-6 |
| Road Conference Record | 39-21-10 |
| Score 3+ Goals | 78-1-0 |
| Allow 3+ Goals | 1-15-0 |
| Matches Decided By 1 | 28-59-0 |
| Matches Decided By 2 | 47-11-0 |
| In Overtime | 34-16-40 |
| When UNM Scores First | 171-14-22 |
| When Opponent Scores First | 36-64-13 |
| Leading At The Half | 111-5-13 |
| Trailing At The Half | 14-35-4 |
| Tied At The Half | 81-36-22 |
| Outshoots Opponent | 166-36-20 |
| Outshot By Opponent | 30-36-16 |
| Shots Are Tied | 11-6-4 |

UPDATED 2017 STATS

# 2017 New Mexico Men's Soccer

New Mexico Combined Team Statistics (as of Nov 03, 2017)

## All games

| RECORD: | OVERALL | HOME | AWAY | NEUTRAL |
|---|---|---|---|---|
| ALL GAMES | 8-5-4 | 5-1-3 | 3-4-1 | 0-0 |
| CONFERENCE | 3-3-2 | 2-1-1 | 1-2-1 | 0-0 |
| NON-CONFERENCE | 5-2-2 | 3-0-2 | 2-2 | 0-0 |

| | Date | Opponent | | Score | Att. |
|---|---|---|---|---|---|
| | Aug 25 | at #11 Washington | L | 1-2 | 710 |
| | Aug 27 | at Seattle University | L | 0-1 | 213 |
| | Sep 01 | UNLV | W | 3-0 | 735 |
| | Sep 04 | at Marquette | W | 4-1 | 462 |
| | Sep 08 | CSUN | W | 2-1 | 1440 |
| | Sep 10 | UC IRVINE | W | 2-1 | 1079 |
| * | Sep 16 | #13 KENTUCKY | L | 0-1 | 1263 |
| * | Sep 22 | at South Carolina | To2 | 2-2 | 2847 |
| * | Sep 30 | at Marshall | W | 2-1 | 345 |
| | Oct 04 | at LOYOLA MARYMOUNT | W | 3-0 | 200 |
| * | Oct 07 | FLORIDA ATLANTIC | W | 3-1 | 1264 |
| * | Oct 14 | UAB | W | 2-0 | 1224 |
| | Oct 18 | UCLA | To2 | 1-1 | 1374 |
| * | Oct 21 | at #11 FIU | L | 0-4 | 380 |
| | Oct 25 | DENVER | To2 | 0-0 | 950 |
| * | Oct 28 | CHARLOTTE | To2 | 0-0 | 846 |
| * | Nov 03 | at Old Dominion | L | 0-1 | 620 |

| TEAM STATISTICS | NM | OPP |
|---|---|---|
| SHOT STATISTICS | | |
| Goals-Shot attempts | 25-229 | 17-210 |
| Goals scored per game | 1.47 | 1.00 |
| Shot pct. | .109 | .081 |
| Shots on goal-Attempts | 99-229 | 95-210 |
| SOG pct. | .432 | .452 |
| Shots/Game | 13.5 | 12.4 |
| GOAL BREAKDOWN | | |
| Penalty | 2 | 4 |
| Unassisted | 8 | 5 |
| Overtime | 0 | 0 |
| CORNER KICKS | 98 | 64 |
| Goals off corners | 2 | 1 |
| PENALTY KICKS | 2-3 | 4-4 |
| PENALTIES | | |
| Fouls | 175 | 177 |
| Yellow cards | 21 | 19 |
| Red cards | 2 | 5 |
| ATTENDANCE | | |
| Total | 10175 | 5777 |
| Dates/Avg Per Date | 9/1131 | 8/722 |
| Neutral Site #/Avg | 0/0 | |

| ## | Player | gp | g | a | pts | sh | sh% | sog | sog% | gw | pk-att |
|---|---|---|---|---|---|---|---|---|---|---|---|
| 22 | HERRERA, Aaron | 17 | 5 | 5 | 15 | 45 | .111 | 19 | .422 | 3 | 1-1 |
| 10 | BOYCE, Devin | 17 | 3 | 5 | 11 | 34 | .088 | 14 | .412 | 0 | 0-0 |
| 14 | VIAL, Antoine | 16 | 4 | 0 | 8 | 18 | .222 | 9 | .500 | 1 | 1-1 |
| 23 | GLEADLE, Sam | 13 | 3 | 2 | 8 | 22 | .136 | 11 | .500 | 2 | 0-1 |
| 18 | TAYLOR, Nick | 12 | 2 | 1 | 5 | 9 | .222 | 6 | .667 | 1 | 0-0 |
| 9 | LAWRENCE, Luke | 16 | 2 | 0 | 4 | 12 | .167 | 6 | .500 | 0 | 0-0 |
| 17 | VEDAMANIKAM, Alex | 15 | 1 | 2 | 4 | 8 | .125 | 3 | .375 | 0 | 0-0 |
| 11 | SPANGENBERG, Simo | 15 | 1 | 1 | 3 | 21 | .048 | 11 | .524 | 0 | 0-0 |
| 6 | SCOTT, Aaron | 17 | 1 | 1 | 3 | 8 | .125 | 3 | .375 | 0 | 0-0 |
| 20 | DELMONTE, Wedner | 17 | 1 | 0 | 2 | 14 | .071 | 3 | .214 | 0 | 0-0 |
| 19 | CONSTANT, Matthew | 17 | 1 | 0 | 2 | 10 | .100 | 1 | .100 | 0 | 0-0 |
| 5 | DORSEY, Matt | 16 | 0 | 1 | 1 | 5 | .000 | 2 | .400 | 0 | 0-0 |
| 2 | SMART, Tom | 14 | 0 | 0 | 0 | 6 | .000 | 2 | .333 | 0 | 0-0 |
| 21 | JONES, Billy | 16 | 0 | 0 | 0 | 5 | .000 | 2 | .400 | 0 | 0-0 |
| 15 | JONSSON, Ingi | 12 | 0 | 0 | 0 | 5 | .000 | 4 | .800 | 0 | 0-0 |
| 4 | BUSHEY, Noah | 9 | 0 | 0 | 0 | 4 | .000 | 2 | .500 | 0 | 0-0 |
| 16 | BARREIRO, Nick | 9 | 0 | 0 | 0 | 2 | .000 | 0 | .000 | 0 | 0-0 |
| 7 | DUPONT, Grayson | 4 | 0 | 0 | 0 | 1 | .000 | 0 | .000 | 0 | 0-0 |
| 24 | SPRAUER, Michael | 1 | 0 | 0 | 0 | 0 | .000 | 0 | .000 | 0 | 0-0 |
| 12 | MURRAY, Rio | 1 | 0 | 0 | 0 | 0 | .000 | 0 | .000 | 0 | 0-0 |
| 3 | SELIGMAN, Lucas | 5 | 0 | 0 | 0 | 0 | .000 | 0 | .000 | 0 | 0-0 |
| | Total | 17 | 25 | 18 | 68 | 229 | .109 | 99 | .432 | 8 | 2-3 |
| | Opponents | 17 | 17 | 13 | 47 | 210 | .081 | 95 | .452 | 5 | 4-4 |

| ## | Goalie | GP | Min. | GA | GAAvg | Saves | Pct | W-L-T | Sho |
|---|---|---|---|---|---|---|---|---|---|
| 1 | BEAULIEU, Jason | 17 | 1610:00 | 17 | 0.95 | 76 | .817 | 8-5-4 | 5/0 |
| | Total | 17 | 1610:00 | 17 | 0.95 | 78 | .821 | 8-5-4 | 5 |
| | Opponents | 17 | 1610:00 | 25 | 1.40 | 74 | .747 | 5-8-4 | 6 |

| Goals by Period | 1st | 2nd | OT | OT2 | Total |
|---|---|---|---|---|---|
| New Mexico | 8 | 17 | 0 | 0 | 25 |
| Opponents | 6 | 11 | 0 | 0 | 17 |

| Shots by Period | 1st | 2nd | OT | OT2 | Total |
|---|---|---|---|---|---|
| New Mexico | 96 | 120 | 6 | 7 | 229 |
| Opponents | 86 | 113 | 7 | 4 | 210 |

| Saves by Period | 1st | 2nd | OT | OT2 | Total |
|---|---|---|---|---|---|
| New Mexico | 28 | 46 | 2 | 2 | 78 |
| Opponents | 30 | 40 | 3 | 1 | 74 |

| Corners by Period | 1st | 2nd | OT | OT2 | Total |
|---|---|---|---|---|---|
| New Mexico | 40 | 52 | 4 | 2 | 98 |
| Opponents | 24 | 39 | 0 | 1 | 64 |

| Fouls by Period | 1st | 2nd | OT | OT2 | Total |
|---|---|---|---|---|---|
| New Mexico | 84 | 78 | 5 | 8 | 175 |
| Opponents | 77 | 94 | 4 | 2 | 177 |

# UPDATED 2017 CONFERENCE USA STATS

## 2017 New Mexico Men's Soccer

New Mexico Combined Team Statistics (as of Nov 06, 2017)

**Conference games**

| RECORD: | OVERALL | HOME | AWAY | NEUTRAL |
|---|---|---|---|---|
| ALL GAMES | 3-3-2 | 2-1-1 | 1-2-1 | 0-0 |
| CONFERENCE | 3-3-2 | 2-1-1 | 1-2-1 | 0-0 |
| NON-CONFERENCE | 0-0 | 0-0 | 0-0 | 0-0 |

| | Date | Opponent | | Score | Att. |
|---|---|---|---|---|---|
| * | Sep 16 | #13 KENTUCKY | L | 0-1 | 1263 |
| * | Sep 22 | at South Carolina | To2 | 2-2 | 2847 |
| * | Sep 30 | at Marshall | W | 2-1 | 345 |
| * | Oct 07 | FLORIDA ATLANTIC | W | 3-1 | 1264 |
| * | Oct 14 | UAB | W | 2-0 | 1224 |
| * | Oct 21 | at #11 FIU | L | 0-4 | 380 |
| * | Oct 28 | CHARLOTTE | To2 | 0-0 | 846 |
| * | Nov 03 | at Old Dominion | L | 0-1 | 620 |

| TEAM STATISTICS | NM | OPP |
|---|---|---|
| SHOT STATISTICS | | |
| Goals-Shot attempts | 9-112 | 10-107 |
| Goals scored per game | 1.12 | 1.25 |
| Shot pct. | .080 | .093 |
| Shots on goal-Attempts | 45-112 | 45-107 |
| SOG pct. | .402 | .421 |
| Shots/Game | 14.0 | 13.4 |
| GOAL BREAKDOWN | | |
| Penalty | 1 | 2 |
| Unassisted | 4 | 3 |
| Overtime | 0 | 0 |
| CORNER KICKS | 49 | 28 |
| Goals off corners | 0 | 0 |
| PENALTY KICKS | 1-1 | 2-2 |
| PENALTIES | | |
| Fouls | 81 | 90 |
| Yellow cards | 8 | 9 |
| Red cards | 0 | 0 |
| ATTENDANCE | | |
| Total | 4597 | 4192 |
| Dates/Avg Per Date | 4/1149 | 4/1048 |
| Neutral Site #/Avg | 0/0 | |

| ## | Player | gp | g | a | pts | sh | sh% | sog | sog% | gw | pk-att |
|---|---|---|---|---|---|---|---|---|---|---|---|
| 22 | HERRERA, Aaron | 8 | 2 | 1 | 5 | 21 | .095 | 7 | .333 | 1 | 1-1 |
| 23 | GLEADLE, Sam | 6 | 2 | 0 | 4 | 9 | .222 | 5 | .556 | 1 | 0-0 |
| 10 | BOYCE, Devin | 8 | 1 | 2 | 4 | 17 | .059 | 7 | .412 | 0 | 0-0 |
| 11 | SPANGENBERG, Simo | 8 | 1 | 1 | 3 | 13 | .077 | 6 | .462 | 0 | 0-0 |
| 14 | VIAL, Antoine | 7 | 1 | 0 | 2 | 10 | .100 | 4 | .400 | 0 | 0-0 |
| 19 | CONSTANT, Matthew | 8 | 1 | 0 | 2 | 7 | .143 | 1 | .143 | 0 | 0-0 |
| 5 | DORSEY, Matt | 7 | 0 | 1 | 1 | 2 | .000 | 1 | .500 | 0 | 0-0 |
| 20 | DELMONTE, Wedner | 8 | 0 | 0 | 0 | 7 | .000 | 0 | .000 | 0 | 0-0 |
| 2 | SMART, Tom | 7 | 0 | 0 | 0 | 5 | .000 | 2 | .400 | 0 | 0-0 |
| 18 | TAYLOR, Nick | 5 | 0 | 0 | 0 | 4 | .000 | 3 | .750 | 0 | 0-0 |
| 15 | JONSSON, Ingi | 5 | 0 | 0 | 0 | 4 | .000 | 4 | 1.000 | 0 | 0-0 |
| 9 | LAWRENCE, Luke | 7 | 0 | 0 | 0 | 4 | .000 | 2 | .500 | 0 | 0-0 |
| 6 | SCOTT, Aaron | 8 | 0 | 0 | 0 | 3 | .000 | 1 | .333 | 0 | 0-0 |
| 21 | JONES, Billy | 7 | 0 | 0 | 0 | 2 | .000 | 0 | .000 | 0 | 0-0 |
| 17 | VEDAMANIKAM, Alex | 6 | 0 | 0 | 0 | 2 | .000 | 1 | .500 | 0 | 0-0 |
| 16 | BARREIRO, Nick | 6 | 0 | 0 | 0 | 1 | .000 | 0 | .000 | 0 | 0-0 |
| 7 | DUPONT, Grayson | 2 | 0 | 0 | 0 | 1 | .000 | 0 | .000 | 0 | 0-0 |
| 24 | SPRAUER, Michael | 1 | 0 | 0 | 0 | 0 | .000 | 0 | .000 | 0 | 0-0 |
| 4 | BUSHEY, Noah | 4 | 0 | 0 | 0 | 0 | .000 | 0 | .000 | 0 | 0-0 |
| 3 | SELIGMAN, Lucas | 1 | 0 | 0 | 0 | 0 | .000 | 0 | .000 | 0 | 0-0 |
| | Total | 8 | 9 | 5 | 23 | 112 | .080 | 45 | .402 | 3 | 1-1 |
| | Opponents | 8 | 10 | 8 | 28 | 107 | .093 | 45 | .421 | 3 | 2-2 |

| ## | Goalie | GP | Min. | GA | GAAvg | Saves | Pct | W-L-T | Sho |
|---|---|---|---|---|---|---|---|---|---|
| 1 | BEAULIEU, Jason | 8 | 760:00 | 10 | 1.18 | 34 | .773 | 3-3-2 | 2/0 |
| | Total | 8 | 760:00 | 10 | 1.18 | 35 | .778 | 3-3-2 | 2 |
| | Opponents | 8 | 760:00 | 9 | 1.07 | 36 | .800 | 3-3-2 | 4 |

| Goals by Period | 1st | 2nd | OT | OT2 | Total |
|---|---|---|---|---|---|
| New Mexico | 1 | 8 | 0 | 0 | 9 |
| Opponents | 3 | 7 | 0 | 0 | 10 |

| Shots by Period | 1st | 2nd | OT | OT2 | Total |
|---|---|---|---|---|---|
| New Mexico | 48 | 58 | 4 | 2 | 112 |
| Opponents | 43 | 59 | 3 | 2 | 107 |

| Saves by Period | 1st | 2nd | OT | OT2 | Total |
|---|---|---|---|---|---|
| New Mexico | 14 | 20 | 0 | 1 | 35 |
| Opponents | 16 | 19 | 1 | 0 | 36 |

| Corners by Period | 1st | 2nd | OT | OT2 | Total |
|---|---|---|---|---|---|
| New Mexico | 22 | 22 | 4 | 1 | 49 |
| Opponents | 10 | 18 | 0 | 0 | 28 |

| Fouls by Period | 1st | 2nd | OT | OT2 | Total |
|---|---|---|---|---|---|
| New Mexico | 38 | 36 | 2 | 5 | 81 |
| Opponents | 35 | 51 | 3 | 1 | 90 |

# 2017 BOX SCORES

## GAME 1: NEW MEXICO 1, #11 WASHIINGTON 2

Aug. 25, 2017 | Seattle, Wash.

### Soccer Box Score (Final)
### 2017 New Mexico Men's Soccer

#20 New Mexico vs #11 Washington (Aug 25,2017 at Seattle, Wash.)

New Mexico (0-0-1) vs.
Washington (1-0-0)
Date: Aug 25,2017 • Attendance: 710
Weather:

| Goals by period | 1 | 2 | Total |
|---|---|---|---|
| New Mexico | 0 | 1 | **1** |
| Washington | 1 | 1 | **2** |

**New Mexico**

| Po # | Player | Sh | SO | G | A | Fo | Min |
|---|---|---|---|---|---|---|---|
| gk 1 | BEAULIEU, Jason | - | - | - | - | - | 90 |
| d 2 | SMART, Tom | - | - | - | - | - | 90 |
| mf 4 | BUSHEY, Noah | 1 | - | - | - | - | 31 |
| mf 6 | SCOTT, Aaron | - | - | - | - | - | 82 |
| f 9 | LAWRENCE, Luke | 1 | 1 | 1 | - | - | 33 |
| mf 10 | BOYCE, Devin | - | - | - | - | - | 90 |
| d 15 | JONSSON, Ingi | - | - | - | - | - | 90 |
| d 19 | CONSTANT, Matthew | 1 | - | - | - | - | 82 |
| mf 21 | JONES, Billy | - | - | - | - | - | 81 |
| d 22 | HERRERA, Aaron | 3 | - | - | - | - | 90 |
| f 23 | GLEADLE, Sam | - | - | - | - | - | 80 |
| | -- Substitutes -- | | | | | | |
| 5 | DORSEY, Matt | 1 | - | - | - | - | 39 |
| 14 | VIAL, Antoine | - | - | - | - | - | 20 |
| 17 | VEDAMANIKAM, Alex | - | - | - | - | - | 41 |
| 18 | TAYLOR, Nick | - | - | - | - | - | 16 |
| 20 | DELMONTE, Wedner | 1 | - | - | - | - | 33 |
| | Totals | 8 | 1 | 1 | 0 | 8 | |

| # | Goalkeepers | Min | GA | Saves |
|---|---|---|---|---|
| 1 | BEAULIEU, Jason | 90:00 | 2 | 1 |

| Shots by period | 1 | 2 | Total |
|---|---|---|---|
| New Mexico | 1 | 7 | **8** |
| Washington | 5 | 3 | **8** |

| Corner kicks | 1 | 2 | Total |
|---|---|---|---|
| New Mexico | 3 | 5 | **8** |
| Washington | 2 | 1 | **3** |

**Washington**

| Po # | Player | Sh | SO | G | A | Fo | Min |
|---|---|---|---|---|---|---|---|
| gk 1 | Saif Kerawala | - | - | - | - | - | 90 |
| d 3 | Quentin Pearson | 1 | - | - | - | - | 90 |
| mf 4 | Corban Anderson | - | - | - | - | - | 90 |
| d 5 | Garret Jackson | - | - | - | - | - | 90 |
| d 6 | Luke Hauswirth | 1 | - | - | - | - | 90 |
| mf 8 | James Smith | - | - | - | 1 | - | 36 |
| f 9 | Elijah Rice | 2 | 1 | 1 | - | - | 59 |
| f 10 | Kyle Coffee | - | - | - | - | - | 50 |
| mf 18 | Beau Blanchard | - | - | - | - | - | 85 |
| mf 19 | Justin Fiddes | - | - | - | - | - | 90 |
| mf 24 | Handwalla Bwana | 3 | 1 | - | - | - | 82 |
| | -- Substitutes -- | | | | | | |
| 7 | Jaret Townsend | - | - | - | - | - | 47 |
| 11 | Scott Menzies | 1 | 1 | 1 | - | - | 54 |
| 13 | John Magnus | - | - | - | - | - | 5 |
| 15 | Ryan DeGroot | - | - | - | - | - | 0+ |
| 17 | Jesse Fitzgerald | - | - | - | - | - | 47 |
| 98 | Blake Bodily | - | - | - | - | - | 22 |
| | Totals | 8 | 3 | 2 | 1 | 11 | |

| # | Goalkeepers | Min | GA | Saves |
|---|---|---|---|---|
| 1 | Saif Kerawala | 90:00 | 1 | 0 |

| Saves by period | 1 | 2 | Total |
|---|---|---|---|
| New Mexico | 1 | 0 | **1** |
| Washington | 0 | 0 | **0** |

| Fouls | 1 | 2 | Total |
|---|---|---|---|
| New Mexico | 7 | 1 | **8** |
| Washington | 6 | 5 | **11** |

**Scoring summary:**

| No. | Time | Team | Goal scorer | Assist | Description |
|---|---|---|---|---|---|
| 1. | 34:30 | WASH | Elijah Rice (1) | James Smith | finish from 10 yards left |
| 2. | 86:02 | WASH | Scott Menzies (1) | Penalty kick | |
| 3. | 86:52 | NM | LAWRENCE, Luke (1) | (unassisted) | |

**Cautions and ejections:**
YC-WASH #18 (34:58); YC-NM #21 (38:01); YC-WASH #19 (53:15);
YC-NM #19 (55:27); YC-NM #14 (73:05); YC-WASH #4 (78:32)

Win-Saif Kerawala (1-0-0). Loss-BEAULIEU, Jason (0-0-1).
Stadium: Husky Soccer Stadium
Officials: Referee: Luis Guardia; Asst. Referee: Baboucarr Jallow; Levi Rippy;
Alt. Official: Ben Oakley; Scorer: Traci Bode;
Offsides: New Mexico 1, Washington 0.

Official's signature

## GAME 2: NEW MEXICO 0, SEATTLE 1

Aug. 27, 2017 | Seattle, Wash.

### Soccer Box Score (Final)
### 2017 New Mexico Men's Soccer

#20 New Mexico vs Seattle University (Aug 27, 2017 at Seattle, WA)

New Mexico (0-2-0) vs.
Seattle University (2-0-0)
Date: Aug 27, 2017 • Attendance: 213
Weather: clear skies, mid 80s

| Goals by period | 1 | 2 | Total |
|---|---|---|---|
| New Mexico | 0 | 0 | **0** |
| Seattle University | 0 | 1 | **1** |

**New Mexico**

| Po # | Player | Sh | SO | G | A | Fo | Min |
|---|---|---|---|---|---|---|---|
| gk 1 | BEAULIEU, Jason | - | - | - | - | - | 90 |
| d 2 | SMART, Tom | - | - | - | - | - | 90 |
| mf 6 | SCOTT, Aaron | 1 | - | - | - | - | 75 |
| f 9 | LAWRENCE, Luke | 1 | - | - | - | - | 53 |
| mf 10 | BOYCE, Devin | - | - | - | - | - | 90 |
| mf 14 | VIAL, Antoine | - | - | - | - | - | 20 |
| d 15 | JONSSON, Ingi | - | - | - | - | - | 90 |
| d 19 | CONSTANT, Matthew | - | - | - | - | - | 64 |
| mf 21 | JONES, Billy | - | - | - | - | - | 90 |
| d 22 | HERRERA, Aaron | - | - | - | - | - | 90 |
| f 23 | GLEADLE, Sam | 2 | 1 | - | - | - | 77 |
| | -- Substitutes -- | | | | | | |
| 4 | BUSHEY, Noah | - | - | - | - | - | 26 |
| 5 | DORSEY, Matt | - | - | - | - | - | 44 |
| 7 | DUPONT, Grayson | - | - | - | - | - | 25 |
| 17 | VEDAMANIKAM, Alex | 1 | - | - | - | - | 32 |
| 18 | TAYLOR, Nick | - | - | - | - | - | 15 |
| 20 | DELMONTE, Wedner | 1 | 1 | - | - | - | 19 |
| | Totals | 6 | 2 | 0 | 0 | 12 | |

| # | Goalkeepers | Min | GA | Saves |
|---|---|---|---|---|
| 1 | BEAULIEU, Jason | 90:00 | 1 | 10 |

| Shots by period | 1 | 2 | Total |
|---|---|---|---|
| New Mexico | 1 | 5 | **6** |
| Seattle University | 7 | 13 | **20** |

| Corner kicks | 1 | 2 | Total |
|---|---|---|---|
| New Mexico | 2 | 1 | **3** |
| Seattle University | 3 | 4 | **7** |

**Seattle University**

| Po # | Player | Sh | SO | G | A | Fo | Min |
|---|---|---|---|---|---|---|---|
| gk 1 | Adachi, Josh | - | - | - | - | - | 90 |
| d 4 | Aune, Nathan | 2 | 1 | 1 | - | - | 90 |
| mf 5 | Ramos, Ozzie | 2 | - | - | - | - | 90 |
| mf 8 | Avila-Good, Julian | 1 | 1 | - | - | - | 90 |
| mf 10 | Rivas, Sergio | 4 | 2 | - | 1 | - | 90 |
| d 14 | John, Tyler | 2 | 2 | - | - | - | 90 |
| f 17 | Gibson, Cody | 2 | - | - | - | - | 49 |
| d 19 | Randle IV, Ivory | - | - | - | - | - | 90 |
| mf 23 | Roldan, Alex | 4 | 3 | - | - | - | 81 |
| d 27 | Ayala, Anthony | - | - | - | - | - | 90 |
| f 29 | Youssef, Medo | 3 | 2 | - | - | - | 67 |
| | -- Substitutes -- | | | | | | |
| 11 | Neto, Orlando | - | - | - | - | - | 9 |
| 12 | Noblat, Connor | - | - | - | - | - | 34 |
| 16 | Greene, Josh | - | - | - | - | - | 7 |
| 24 | Ruiz, Gabriel | - | - | - | - | - | 10 |
| 28 | Fahling, Quinn | - | - | - | - | - | 12 |
| | Totals | 20 | 11 | 1 | 1 | 9 | |

| # | Goalkeepers | Min | GA | Saves |
|---|---|---|---|---|
| 1 | Adachi, Josh | 90:00 | 0 | 1 |
| TM | TEAM | 0:00 | 0 | 1 |

| Saves by period | 1 | 2 | Total |
|---|---|---|---|
| New Mexico | 2 | 8 | **10** |
| Seattle University | 0 | 2 | **2** |

| Fouls | 1 | 2 | Total |
|---|---|---|---|
| New Mexico | 7 | 5 | **12** |
| Seattle University | 5 | 4 | **9** |

**Scoring summary:**

| No. | Time | Team | Goal scorer | Assist | Description |
|---|---|---|---|---|---|
| 1. | 73:30 | SU | Aune, Nathan (1) | Rivas, Sergio | Header nearpost off corner kick |

**Cautions and ejections:**
YC-NM #2 (23:07); YC-SU #8 (52:59); YC-NM #4 (69:07)

Win-Adachi, Josh (2-0-0). Loss-BEAULIEU, Jason (0-2-0).
Stadium: Championship Field
Officials: Referee: Saeed Askar; Asst. Referee: Brydon Eakins; Jeff Hosking;
Alt. Official: Rich Barnett; Timekeeper: SU Athletic Comm; Scorer: SU Athletic Comm;
Offsides: New Mexico 0, Seattle University 1.

Official's signature

## GAME 3: NEW MEXICO 3, UNLV 0

Sept. 1, 2017 | Albuquerque, N.M.

### Soccer Box Score (Final)
### 2017 New Mexico Men's Soccer

UNLV vs New Mexico (Sep 01, 2017 at Albuquerque, N.M.)

UNLV (1-2-0) vs.
New Mexico (1-2-0)
Date: Sep 01, 2017 • Attendance: 735
Weather: 88 degrees, 11 mph winds

| Goals by period | 1 | 2 | Total |
|---|---|---|---|
| UNLV | 0 | 0 | **0** |
| New Mexico | 2 | 1 | **3** |

**UNLV**

| Po # | Player | Sh | SO | G | A | Fo | Min |
|---|---|---|---|---|---|---|---|
| gk 27 | Adame, Enrique | - | - | - | - | - | 90 |
| 2 | Musovski, Adam | - | - | - | - | - | 82 |
| 3 | Musovski, Danny | - | - | - | - | - | 17 |
| 9 | Pitt, Marquis | - | - | - | - | - | 57 |
| 12 | Allen, Tyler | - | - | - | - | - | 90 |
| 13 | Eng, Jason | - | - | - | - | - | 42 |
| 14 | Mehlich, Timo | 4 | 2 | - | - | - | 58 |
| 18 | Velazquez, Oscar | 1 | - | - | - | - | 45 |
| 19 | Partida, Kevin | 1 | - | - | - | - | 73 |
| 20 | Chavez, Jordan | - | - | - | - | - | 90 |
| 23 | Diaz, Memo | - | - | - | - | - | 54 |
| | -- Substitutes -- | | | | | | |
| 4 | Gonzalez, Marco | 1 | - | - | - | - | 49 |
| 5 | Mills, Kieran | - | - | - | - | - | 11 |
| 7 | Partida, Jesus | 1 | 1 | - | - | - | 26 |
| 8 | Jackson, Spencer | - | - | - | - | - | 28 |
| 15 | Moran, Darren | 1 | 1 | - | - | - | 45 |
| 17 | Takada, Shota | 1 | - | - | - | - | 30 |
| 21 | Farias, Ivan | - | - | - | - | - | 0 |
| 24 | Drye, James | - | - | - | - | - | 42 |
| | Totals | 10 | 4 | 0 | 0 | 8 | |

| # | Goalkeepers | Min | GA | Saves |
|---|---|---|---|---|
| 27 | Adame, Enrique | 90:00 | 3 | 4 |

| Shots by period | 1 | 2 | Total |
|---|---|---|---|
| UNLV | 6 | 4 | **10** |
| New Mexico | 5 | 7 | **12** |

| Corner kicks | 1 | 2 | Total |
|---|---|---|---|
| UNLV | 0 | 1 | **1** |
| New Mexico | 1 | 3 | **4** |

**New Mexico**

| Po # | Player | Sh | SO | G | A | Fo | Min |
|---|---|---|---|---|---|---|---|
| gk 1 | BEAULIEU, Jason | - | - | - | - | - | 90 |
| 2 | SMART, Tom | - | - | - | - | - | 90 |
| 4 | BUSHEY, Noah | 2 | 1 | - | - | - | 53 |
| 6 | SCOTT, Aaron | 1 | - | - | - | - | 76 |
| 10 | BOYCE, Devin | - | - | - | 1 | - | 57 |
| 15 | JONSSON, Ingi | - | - | - | - | - | 90 |
| 19 | CONSTANT, Matthew | - | - | - | - | - | 90 |
| 20 | DELMONTE, Wedner | - | - | - | - | - | 37 |
| 21 | JONES, Billy | - | - | - | - | - | 78 |
| 22 | HERRERA, Aaron | 3 | 2 | - | 1 | - | 84 |
| 23 | GLEADLE, Sam | 2 | 1 | 1 | - | - | 65 |
| | -- Substitutes -- | | | | | | |
| 3 | SELIGMAN, Lucas | - | - | - | - | - | 6 |
| 5 | DORSEY, Matt | 1 | 1 | - | - | - | 21 |
| 9 | LAWRENCE, Luke | 1 | - | - | - | - | 17 |
| 11 | SPANGENBERG, Sim | - | - | - | - | - | 34 |
| 14 | VIAL, Antoine | 1 | 1 | 1 | - | - | 30 |
| 17 | VEDAMANIKAM, Alex | - | - | - | - | - | 28 |
| 18 | TAYLOR, Nick | 1 | 1 | 1 | - | - | 44 |
| | Totals | 12 | 7 | 3 | 2 | 7 | |

| # | Goalkeepers | Min | GA | Saves |
|---|---|---|---|---|
| 1 | BEAULIEU, Jason | 90:00 | 0 | 4 |

| Saves by period | 1 | 2 | Total |
|---|---|---|---|
| UNLV | 2 | 2 | **4** |
| New Mexico | 2 | 2 | **4** |

| Fouls | 1 | 2 | Total |
|---|---|---|---|
| UNLV | 3 | 5 | **8** |
| New Mexico | 3 | 4 | **7** |

**Scoring summary:**

| No. | Time | Team | Goal scorer | Assist | Description |
|---|---|---|---|---|---|
| 1. | 18:38 | NM | GLEADLE, Sam (1) | BOYCE, Devin | beat defender on left, beat keeper and sh to right side |
| 2. | 37:54 | NM | TAYLOR, Nick (1) | HERRERA, Aaron | shot from far right wing into the top cente the goal |
| 3. | 79:01 | NM | VIAL, Antoine (1) | Penalty kick | |

**Cautions and ejections:**
RC-UNLV #3 (16:34); YC-NM #10 (57:08); YC-NM #14 (85:00);
YC-UNLV #19 (85:21)

Win-BEAULIEU, Jason (1-2-0). Loss-Adame, Enrique (1-2-0).
Stadium: UNM Soccer Complex
Officials: Referee: Cuauhtemoc Delgadill; Asst. Referee: Greg Rach; Carlos Galvez;
Alt. Official: Jim Keohane; Timekeeper: Jose Estrada; Scorer: Chelsea Pitvorec;
Offsides: UNLV 0, New Mexico 1.

Official's signature

## GAME 4: NEW MEXICO 4, MARQUETTE 1

Sept. 4, 2017 | Milwaukee, Wis.

### Soccer Box Score (Final)
### 2017 New Mexico Men's Soccer

New Mexico vs Marquette (Sep 04, 2017 at Milwaukee, Wis.)

New Mexico (2-2-0) vs.
Marquette (0-2-1)
Date: Sep 04, 2017 • Attendance: 462
Weather: 72 degrees, Overcast

| Goals by period | 1 | 2 | Total |
|---|---|---|---|
| New Mexico | 3 | 1 | **4** |
| Marquette | 1 | 0 | **1** |

**New Mexico**

| Po # | Player | Sh | SO | G | A | Fo | Min |
|---|---|---|---|---|---|---|---|
| gk 1 | BEAULIEU, Jason | - | - | - | - | - | 90 |
| d 2 | SMART, Tom | - | - | - | - | - | 90 |
| m 6 | SCOTT, Aaron | 1 | - | - | - | - | 54 |
| m 10 | BOYCE, Devin | 4 | 1 | 1 | 2 | - | 80 |
| d 15 | JONSSON, Ingi | - | - | - | - | - | 90 |
| f 17 | VEDAMANIKAM, Alex | 2 | 1 | - | 1 | - | 46 |
| f 18 | TAYLOR, Nick | 3 | 2 | 1 | - | - | 55 |
| d 19 | CONSTANT, Matthew | - | - | - | - | - | 90 |
| m 21 | JONES, Billy | 1 | 1 | - | - | - | 72 |
| d 22 | HERRERA, Aaron | 1 | 1 | - | - | - | 85 |
| f 23 | GLEADLE, Sam | 1 | 1 | - | 1 | - | 64 |
| | -- Substitutes -- | | | | | | |
| 3 | SELIGMAN, Lucas | - | - | - | - | - | 5 |
| 4 | BUSHEY, Noah | 1 | 1 | - | - | - | 26 |
| 5 | DORSEY, Matt | 1 | - | - | - | - | 51 |
| 9 | LAWRENCE, Luke | 3 | 2 | 1 | - | - | 17 |
| 11 | SPANGENBERG, Sim | 2 | 2 | - | - | - | 18 |
| 14 | VIAL, Antoine | - | - | - | - | - | 12 |
| 20 | DELMONTE, Wedner | 3 | 2 | 1 | - | - | 44 |
| | Totals | 23 | 14 | 4 | 4 | 16 | |

| # | Goalkeepers | Min | GA | Saves |
|---|---|---|---|---|
| 1 | BEAULIEU, Jason | 90:00 | 1 | 5 |

| Shots by period | 1 | 2 | Total |
|---|---|---|---|
| New Mexico | 13 | 10 | **23** |
| Marquette | 7 | 5 | **12** |

| Corner kicks | 1 | 2 | Total |
|---|---|---|---|
| New Mexico | 2 | 3 | **5** |
| Marquette | 2 | 4 | **6** |

**Marquette**

| Po # | Player | Sh | SO | G | A | Fo | Min |
|---|---|---|---|---|---|---|---|
| gk 1 | BARRAZA, Luis | - | - | - | - | - | 90 |
| d 2 | SKINNER, Brendan | - | - | - | - | - | 90 |
| m 4 | ALBELO, Christian | 1 | - | - | - | - | 90 |
| d 5 | CUKAJ, Manuel | - | - | - | - | - | 90 |
| d 7 | SEAGRIST, Patrick | 1 | - | - | - | - | 90 |
| f 8 | KRAUSSEL, Brody | 2 | 2 | - | 1 | - | 90 |
| m 11 | ALBA, Connor | - | - | - | - | - | 55 |
| d 12 | BOHM, Steffen | 2 | 1 | - | - | - | 76 |
| m 14 | PRPA, Luka | 2 | 1 | - | - | - | 86 |
| f 17 | OWENS, Grant | 3 | 2 | 1 | - | - | 81 |
| f 19 | ATLIJA, Tode | - | - | - | - | - | 67 |
| | -- Substitutes -- | | | | | | |
| 3 | ALBERTS, Jack | - | - | - | - | - | 14 |
| 9 | SZCZEPANEK, Daniel | - | - | - | - | - | 26 |
| 15 | SANCHEZ, Ruben | - | - | - | - | - | 19 |
| 23 | NUNEZ, Diego | 1 | - | - | - | - | 21 |
| 24 | PALMER, Jordan | - | - | - | - | - | 4 |
| | Totals | 12 | 6 | 1 | 1 | 7 | |

| # | Goalkeepers | Min | GA | Saves |
|---|---|---|---|---|
| 1 | BARRAZA, Luis | 90:00 | 4 | 10 |

| Saves by period | 1 | 2 | Total |
|---|---|---|---|
| New Mexico | 2 | 3 | **5** |
| Marquette | 5 | 5 | **10** |

| Fouls | 1 | 2 | Total |
|---|---|---|---|
| New Mexico | 8 | 8 | **16** |
| Marquette | 2 | 5 | **7** |

**Scoring summary:**

| No. | Time | Team | Goal scorer | Assist | Description |
|---|---|---|---|---|---|
| 1. | 5:23 | NM | BOYCE, Devin (1) | VEDAMANIKAM, Alex | rebound put back far post |
| 2. | 23:12 | MU | OWENS, Grant (1) | KRAUSSEL, Brody | HEADER off cros |
| 3. | 24:13 | NM | TAYLOR, Nick (2) | GLEADLE, Sam | goal from top of the box off a deflection |
| 4. | 39:27 | NM | LAWRENCE, Luke (2) | BOYCE, Devin | sliding goal off the corner from 4 yards ou |
| 5. | 57:58 | NM | DELMONTE, Wedner (1) | BOYCE, Devin | cross from 15 yards out for a goal |

**Cautions and ejections:**
YC-NM #22 (69:49)

Win-BEAULIEU, Jason (2-2-0). Loss-BARRAZA, Luis (0-2-1).
Stadium: Valley Fields
Officials: Referee: Dimitar Chavdarov; Asst. Referee: Heber Estrada; Kurt Stefan;
Alt. Official: Nikola Stancevic; Scorer: MU Sports Info;
Offsides: New Mexico 2, Marquette 0.

Official's signature

# 2017 BOX SCORES

## GAME 5: NEW MEXICO 2, CSUN 1

Sept. 8, 2017 | Albuquerque, N.M.

**Soccer Box Score (Final)**
**2017 New Mexico Men's Soccer**
CSUN vs New Mexico (Sep 08, 2017 at Albuquerque, N.M.)

CSUN (2-2-0) vs.
New Mexico (3-2-0)
Date: Sep 08, 2017 • Attendance: 1440
Weather: high 80s, wind 8 mph

| Goals by period | 1 | 2 | Total |
|---|---|---|---|
| CSUN | 0 | 1 | **1** |
| New Mexico | 0 | 2 | **2** |

### CSUN

| Po | # | Player | Sh | SO | G | A | Fo | Min |
|---|---|---|---|---|---|---|---|---|
| gk | 1 | Regitnig, Henrik | - | - | - | - | - | 90 |
| | 2 | Lara, Alex | - | - | - | - | - | 66 |
| | 3 | Mealing, Darion | - | - | - | - | - | 90 |
| | 6 | Rizeq, Andrew | - | - | - | - | - | 90 |
| | 7 | Diouf, Papi | 1 | 1 | 1 | - | - | 40 |
| | 8 | Aguilar, Giovanni | - | - | - | - | - | 80 |
| | 9 | Usen Jr., Emmanuel | 1 | - | - | - | - | 57 |
| | 11 | Isibor, Ehi | - | - | - | - | - | 63 |
| | 15 | Hutton, Jumoke | - | - | - | - | - | 47 |
| | 21 | Trejo, Daniel | 2 | - | - | - | - | 56 |
| | 22 | Kinoshi, Jordan | 1 | 1 | - | - | - | 44 |
| | | -- Substitutes -- | | | | | | |
| | 4 | Dadzie, Samuel | - | - | - | - | - | 67 |
| | 5 | Rubio, Julio | 1 | - | - | - | - | 47 |
| | 10 | Flores, Michael | 2 | - | - | - | - | 40 |
| | 12 | Moreno-Jaime, Davis | - | - | - | - | - | 16 |
| | 14 | Grinde, Nicholas | - | - | - | - | - | 46 |
| | 18 | Degraffenreidt, Jere | - | - | - | - | - | 21 |
| | 23 | Lopez, Maurico | - | - | - | - | - | 31 |
| | | Totals | 8 | 2 | 1 | 0 | 13 | |

### New Mexico

| Po | # | Player | Sh | SO | G | A | Fo | Min |
|---|---|---|---|---|---|---|---|---|
| gk | 1 | BEAULIEU, Jason | - | - | - | - | - | 90 |
| | 3 | SELIGMAN, Lucas | - | - | - | - | - | 90 |
| | 6 | SCOTT, Aaron | - | - | - | - | - | 60 |
| | 10 | BOYCE, Devin | 1 | - | - | - | - | 90 |
| | 15 | JONSSON, Ingi | 1 | - | - | - | - | 90 |
| | 17 | VEDAMANIKAM, Alex | 1 | 1 | 1 | - | - | 48 |
| | 18 | TAYLOR, Nick | - | - | - | 1 | - | 44 |
| | 19 | CONSTANT, Matthew | - | - | - | - | - | 90 |
| | 21 | JONES, Billy | 1 | - | - | - | - | 80 |
| | 22 | HERRERA, Aaron | 2 | 2 | - | 2 | - | 90 |
| | 23 | GLEADLE, Sam | 1 | - | - | - | - | 80 |
| | | -- Substitutes -- | | | | | | |
| | 5 | DORSEY, Matt | - | - | - | - | - | 33 |
| | 9 | LAWRENCE, Luke | - | - | - | - | - | 10 |
| | 11 | SPANGENBERG, Sim | 1 | 1 | - | - | - | 37 |
| | 14 | VIAL, Antoine | 1 | 1 | 1 | - | - | 17 |
| | 20 | DELMONTE, Wedner | - | - | - | - | - | 43 |
| | | Totals | 9 | 5 | 2 | 3 | 8 | |

| # | Goalkeepers | Min | GA | Saves |
|---|---|---|---|---|
| 1 | Regitnig, Henrik | 90:00 | 2 | 2 |
| TM | TEAM | 0:00 | 0 | 1 |

| # | Goalkeepers | Min | GA | Saves |
|---|---|---|---|---|
| 1 | BEAULIEU, Jason | 90:00 | 1 | 1 |

| Shots by period | 1 | 2 | Total |
|---|---|---|---|
| CSUN | 2 | 6 | **8** |
| New Mexico | 4 | 5 | **9** |

| Saves by period | 1 | 2 | Total |
|---|---|---|---|
| CSUN | 1 | 2 | **3** |
| New Mexico | 0 | 1 | **1** |

| Corner kicks | 1 | 2 | Total |
|---|---|---|---|
| CSUN | 1 | 3 | **4** |
| New Mexico | 2 | 1 | **3** |

| Fouls | 1 | 2 | Total |
|---|---|---|---|
| CSUN | 7 | 6 | **13** |
| New Mexico | 0 | 8 | **8** |

**Scoring summary:**

| No. | Time | Team | Goal scorer | Assist | Description |
|---|---|---|---|---|---|
| 1. | 65:57 | NM | VEDAMANIKAM, Alex (1) | TAYLOR, Nick<br>HERRERA, Aaron | pass up to right wing, 17 shoots into left s |
| 2. | 68:36 | NM | VIAL, Antoine (2) | HERRERA, Aaron | 22 free kick from top of the box, saved, 1 rebound |
| 3. | 74:02 | CSUN | Diouf, Papi (1) | Penalty kick | |

**Cautions and ejections:**
YC-CSUN #18 (36:21); YC-NM #22 (54:02); YC-NM #11 (83:17)

Win-BEAULIEU, Jason (3-2-0). Loss-Regitnig, Henrik (2-2-0).
Stadium: UNM Soccer Complex
Officials: Referee: Santos Toquinto; Asst. Referee: Daniel Cuthbertson;
Juan Madera; Alt. Official: Jim Keohany; Timekeeper: Jose Estrada; Scorer: Chelsea Pitvorec;
Offsides: CSUN 1, New Mexico 3.

## GAME 6: NEW MEXICO 2, UC IRVINE 1

Sept. 10, 2017 | Albuquerque, N.M.

**Soccer Box Score (Final)**
**2017 New Mexico Men's Soccer**
UC Irvine vs New Mexico (Sep 10, 2017 at Albuquerque, N.M.)

UC Irvine (3-2-1) vs.
New Mexico (4-2-0)
Date: Sep 10, 2017 • Attendance: 1079
Weather: Mid 80s, wind 3 mph, clear skies

| Goals by period | 1 | 2 | Total |
|---|---|---|---|
| UC Irvine | 1 | 0 | **1** |
| New Mexico | 1 | 1 | **2** |

### UC Irvine

| Po | # | Player | Sh | SO | G | A | Fo | Min |
|---|---|---|---|---|---|---|---|---|
| gk | 1 | Waldron, Alex | - | - | - | - | - | 90 |
| | 4 | Soto, Jose | - | - | - | - | - | 90 |
| | 6 | Heltne, Haakon | - | - | - | - | - | 82 |
| | 8 | Leon, Luis | 1 | - | - | - | - | 43 |
| | 9 | Crisostomo, Daniel | 1 | 1 | - | - | - | 90 |
| | 10 | Ortiz, Mario | - | - | - | 1 | - | 69 |
| | 13 | Ortiz, Jose | 1 | 1 | 1 | - | - | 53 |
| | 17 | Carrillo, Christian | 1 | - | - | - | - | 58 |
| | 19 | Gallinar, Erick | - | - | - | - | - | 90 |
| | 23 | Falck, Victor | 1 | 1 | - | - | - | 65 |
| | 30 | Ramirez, Ignacio | - | - | - | - | - | 35 |
| | | -- Substitutes -- | | | | | | |
| | 3 | Bond-Flasza, C. | - | - | - | - | - | 39 |
| | 7 | Godoy, Giovanni | - | - | - | - | - | 51 |
| | 11 | Perez, Alda | - | - | - | - | - | 25 |
| | 14 | Quezada, Alvaro | - | - | - | - | - | 28 |
| | 21 | Yamaguchi, Lawrenc | - | - | - | - | - | 18 |
| | 24 | Ajeakwa, Ateno | - | - | - | - | - | 9 |
| | 25 | Canales, Ivan | 2 | 1 | - | - | - | 54 |
| | | Totals | 7 | 4 | 1 | 1 | 10 | |

### New Mexico

| Po | # | Player | Sh | SO | G | A | Fo | Min |
|---|---|---|---|---|---|---|---|---|
| gk | 1 | BEAULIEU, Jason | - | - | - | - | - | 90 |
| | 3 | SELIGMAN, Lucas | - | - | - | - | - | 90 |
| | 6 | SCOTT, Aaron | - | - | - | 1 | - | 90 |
| | 10 | BOYCE, Devin | 3 | - | - | - | - | 90 |
| | 15 | JONSSON, Ingi | - | - | - | - | - | 90 |
| | 17 | VEDAMANIKAM, Alex | - | - | - | - | - | 51 |
| | 18 | TAYLOR, Nick | 1 | - | - | - | - | 49 |
| | 19 | CONSTANT, Matthew | - | - | - | - | - | 90 |
| | 21 | JONES, Billy | - | - | - | - | - | 27 |
| | 22 | HERRERA, Aaron | 3 | 1 | 1 | - | - | 90 |
| | 23 | GLEADLE, Sam | 4 | 2 | - | - | - | 81 |
| | | -- Substitutes -- | | | | | | |
| | 5 | DORSEY, Matt | - | - | - | - | - | 35 |
| | 9 | LAWRENCE, Luke | 1 | - | - | - | - | 9 |
| | 11 | SPANGENBERG, Sim | - | - | - | - | - | 51 |
| | 14 | VIAL, Antoine | 3 | 2 | 1 | - | - | 28 |
| | 20 | DELMONTE, Wedner | - | - | - | - | - | 29 |
| | | Totals | 15 | 5 | 2 | 1 | 13 | |

| # | Goalkeepers | Min | GA | Saves |
|---|---|---|---|---|
| 1 | Waldron, Alex | 90:00 | 2 | 3 |

| # | Goalkeepers | Min | GA | Saves |
|---|---|---|---|---|
| 1 | BEAULIEU, Jason | 90:00 | 1 | 2 |
| TM | TEAM | 0:00 | 0 | 1 |

| Shots by period | 1 | 2 | Total |
|---|---|---|---|
| UC Irvine | 3 | 4 | **7** |
| New Mexico | 9 | 6 | **15** |

| Saves by period | 1 | 2 | Total |
|---|---|---|---|
| UC Irvine | 1 | 2 | **3** |
| New Mexico | 1 | 2 | **3** |

| Corner kicks | 1 | 2 | Total |
|---|---|---|---|
| UC Irvine | 0 | 2 | **2** |
| New Mexico | 3 | 2 | **5** |

| Fouls | 1 | 2 | Total |
|---|---|---|---|
| UC Irvine | 3 | 7 | **10** |
| New Mexico | 4 | 9 | **13** |

**Scoring summary:**

| No. | Time | Team | Goal scorer | Assist | Description |
|---|---|---|---|---|---|
| 1. | 10:06 | UCI | Ortiz, Jose (1) | Ortiz, Mario | blocked shot by 10, rebound put in by 13 |
| 2. | 38:44 | NM | VIAL, Antoine (3) | (unassisted) | rapid fire on goal, picked up his own rebo yds out into rt side |
| 3. | 51:22 | NM | HERRERA, Aaron (1) | SCOTT, Aaron | corner from right, short cross, back from shot from right |

**Cautions and ejections:**
YC-UCI #25 (65:20); RC-UCI #TM (66:44); RC-NM #TM (66:44);
YC-UCI #24 (70:19); YC-NM #22 (87:40)

Win-BEAULIEU, Jason (4-2-0). Loss-Waldron, Alex (2-1-1).
Stadium: UNM Soccer Complex
Officials: Referee: Ryan Adragna; Asst. Referee: Forrest Rach; Nader Khalil;
Alt. Official: Mark Yoder; Timekeeper: Jose Estrada; Scorer: Chelsea Pitvorec;

## GAME 7: NEW MEXICO 0, No. 13 KENTUCKY 1

Sept. 16, 2017 | Albuquerque, N.M.

**Soccer Box Score (Final)**
**2017 New Mexico Men's Soccer**
#13 Kentucky vs New Mexico (Sep 16, 2017 at Albuquerque, N.M.)

Kentucky (5-1-1, 2-0-0 C-USA) vs.
New Mexico (4-3-0, 0-1-0 C-USA)
Date: Sep 16, 2017 • Attendance: 1263
Weather: 81 derees, clear 1st half, rain at half time

| Goals by period | 1 | 2 | Total |
|---|---|---|---|
| Kentucky | 1 | 0 | **1** |
| New Mexico | 0 | 0 | **0** |

### Kentucky

| Po | # | Player | Sh | SO | G | A | Fo | Min |
|---|---|---|---|---|---|---|---|---|
| gk | 24 | Facusse, Enrique | - | - | - | - | - | 90 |
| | 2 | Bumpus,Alex | - | - | - | - | - | 90 |
| | 4 | Stockton,Sam | - | - | - | - | - | 70 |
| | 5 | Jones, Leon | - | - | - | - | - | 90 |
| | 9 | Mckelvey,Andrew | 2 | - | - | - | - | 48 |
| | 10 | Pedersen, Mikkel | 2 | 1 | - | - | - | 82 |
| | 15 | Barajas,Kevin | - | - | - | - | - | 90 |
| | 16 | Hutchins,Noah | - | - | - | - | - | 71 |
| | 17 | Probert,Connor | - | - | - | - | - | 56 |
| | 20 | Souder,Landon | - | - | - | - | - | 90 |
| | 22 | Hummel,Tanner | - | - | - | - | - | 90 |
| | | -- Substitutes -- | | | | | | |
| | 3 | Namjoupanah,Keyara | - | - | - | - | - | 29 |
| | 6 | Mabika,Aime | 1 | 1 | 1 | - | - | 20 |
| | 7 | Williams,Jj | 1 | - | - | - | - | 42 |
| | 21 | Elmedkhar, Kalil | - | - | - | - | - | 5 |
| | 28 | Stojkovic,Stefan | 1 | - | - | - | - | 28 |
| | | Totals | 7 | 2 | 1 | 0 | 11 | |

### New Mexico

| Po | # | Player | Sh | SO | G | A | Fo | Min |
|---|---|---|---|---|---|---|---|---|
| gk | 1 | BEAULIEU, Jason | - | - | - | - | - | 90 |
| | 2 | SMART, Tom | - | - | - | - | - | 90 |
| | 6 | SCOTT, Aaron | - | - | - | - | - | 68 |
| | 10 | BOYCE, Devin | 2 | 1 | - | - | - | 90 |
| | 11 | SPANGENBERG, Sim | 1 | - | - | - | - | 66 |
| | 15 | JONSSON, Ingi | 1 | 1 | - | - | - | 78 |
| | 17 | VEDAMANIKAM, Alex | 1 | - | - | - | - | 23 |
| | 19 | CONSTANT, Matthew | 1 | - | - | - | - | 90 |
| | 21 | JONES, Billy | - | - | - | - | - | 78 |
| | 22 | HERRERA, Aaron | 1 | - | - | - | - | 90 |
| | 23 | GLEADLE, Sam | 3 | 2 | - | - | - | 80 |
| | | -- Substitutes -- | | | | | | |
| | 9 | LAWRENCE, Luke | 1 | 1 | - | - | - | 22 |
| | 14 | VIAL, Antoine | 1 | - | - | - | - | 34 |
| | 18 | TAYLOR, Nick | - | - | - | - | - | 34 |
| | 20 | DELMONTE, Wedner | 3 | - | - | - | - | 57 |
| | | Totals | 15 | 5 | 0 | 0 | 7 | |

| # | Goalkeepers | Min | GA | Saves |
|---|---|---|---|---|
| 24 | Facusse, Enrique | 90:00 | 0 | 5 |

| # | Goalkeepers | Min | GA | Saves |
|---|---|---|---|---|
| 1 | BEAULIEU, Jason | 90:00 | 1 | 1 |

| Shots by period | 1 | 2 | Total |
|---|---|---|---|
| Kentucky | 2 | 5 | **7** |
| New Mexico | 9 | 6 | **15** |

| Saves by period | 1 | 2 | Total |
|---|---|---|---|
| Kentucky | 1 | 4 | **5** |
| New Mexico | 0 | 1 | **1** |

| Corner kicks | 1 | 2 | Total |
|---|---|---|---|
| Kentucky | 0 | 2 | **2** |
| New Mexico | 5 | 3 | **8** |

| Fouls | 1 | 2 | Total |
|---|---|---|---|
| Kentucky | 3 | 8 | **11** |
| New Mexico | 4 | 3 | **7** |

**Scoring summary:**

| No. | Time | Team | Goal scorer | Assist | Description |
|---|---|---|---|---|---|
| 1. | 44:58 | UK | Mabika,Aime | Penalty kick | |

**Cautions and ejections:**
YC-NM #21 (44:58)

Win-Facusse, Enrique (5-1-1). Loss-BEAULIEU, Jason (4-3-0).
Stadium: UNM Soccer Complex
Officials: Referee: Estaban Rosano; Asst. Referee: Charlie Delgadillo;
Santos Toquito; Alt. Official: Robert Baca; Timekeeper: Jose Estrada; Scorer: Chelsea Pitvorec;
Offsides: Kentucky 0, New Mexico 2.

Official's signature

## GAME 8: NEW MEXICO 2, SOUTH CAROLINA 2 (2OT)

Sept. 22, 2017 | Columbia, S.C.

**Soccer Box Score (Final)**
**2017 New Mexico Men's Soccer**
New Mexico vs South Carolina (Sep 22, 2017 at Columbia, S.C.)

New Mexico (4-3-1, 0-1-1 CUSA) vs.
South Carolina (4-3-1, 0-2-1 CUSA)
Date: Sep 22, 2017 • Attendance: 2847
Weather: 84 degrees, partly cloudy, no wind, 62% humidity

| Goals by period | 1 | 2 | OT | O2 | Total |
|---|---|---|---|---|---|
| New Mexico | 0 | 2 | 0 | 0 | **2** |
| South Carolina | 0 | 2 | 0 | 0 | **2** |

### New Mexico

| Po | # | Player | Sh | SO | G | A | Fo | Min |
|---|---|---|---|---|---|---|---|---|
| gk | 1 | BEAULIEU, Jason | - | - | - | - | - | 110 |
| d | 2 | SMART, Tom | - | - | - | - | - | 100 |
| m | 6 | SCOTT, Aaron | 1 | - | - | - | - | 110 |
| m | 10 | BOYCE, Devin | 3 | 2 | - | - | - | 110 |
| m | 11 | SPANGENBERG, Sim | 4 | 2 | 1 | - | - | 94 |
| m | 14 | VIAL, Antoine | 5 | 2 | - | - | - | 88 |
| d | 15 | JONSSON, Ingi | 2 | 2 | - | - | - | 110 |
| f | 17 | VEDAMANIKAM, Alex | - | - | - | - | - | 35 |
| d | 19 | CONSTANT, Matthew | 2 | - | - | - | - | 110 |
| d | 22 | HERRERA, Aaron | 1 | - | - | 1 | - | 110 |
| f | 23 | GLEADLE, Sam | 1 | 1 | 1 | - | - | 96 |
| | | -- Substitutes -- | | | | | | |
| | 4 | BUSHEY, Noah | - | - | - | - | - | 7 |
| | 5 | DORSEY, Matt | 1 | 1 | - | - | - | 13 |
| | 9 | LAWRENCE, Luke | 1 | - | - | - | - | 25 |
| | 20 | DELMONTE, Wedner | 2 | - | - | - | - | 81 |
| | 24 | SPRAUER, Michael | - | - | - | - | - | 0 |
| | | Totals | 23 | 10 | 2 | 1 | 20 | |

### South Carolina

| Po | # | Player | Sh | SO | G | A | Fo | Min |
|---|---|---|---|---|---|---|---|---|
| gk | 25 | PYLE, William | - | - | - | - | - | 110 |
| m | 2 | MYERS, Mitchell | 1 | 1 | 1 | - | - | 73 |
| d | 3 | WALLANDER IANEV, | - | - | - | - | - | 110 |
| f | 7 | MAYR, Luca | 2 | - | - | 1 | - | 89 |
| f | 11 | SOELBERG, Petter | 4 | 2 | - | - | - | 93 |
| m | 12 | ERICSON, Peyton | 2 | - | - | - | - | 101 |
| d | 13 | MORGAN, Matt | - | - | - | - | - | 110 |
| m | 14 | SUKOW, Justin | 1 | 1 | 1 | - | - | 60 |
| d | 16 | B-CHRISTENSSON, A | 1 | 1 | - | - | - | 110 |
| m | 18 | ELLINGSTAD, Trygve | 3 | 1 | - | - | - | 90 |
| d | 26 | STREETE, Andre | - | - | - | 1 | - | 110 |
| | | -- Substitutes -- | | | | | | |
| | 8 | GULDEN, Jared | - | - | - | - | - | 50 |
| | 10 | MONHEIMER, Tucker | - | - | - | - | - | 9 |
| | 17 | GILLIGAN, Benjamin | - | - | - | - | - | 21 |
| | 21 | CORLEY, Chandler | - | - | - | - | - | 17 |
| | 28 | MESCHTER, Spencer | - | - | - | - | - | 57 |
| | | Totals | 14 | 6 | 2 | 2 | 16 | |

| # | Goalkeepers | Min | GA | Saves |
|---|---|---|---|---|
| 1 | BEAULIEU, Jason | 110:00 | 2 | 4 |

| # | Goalkeepers | Min | GA | Saves |
|---|---|---|---|---|
| 25 | PYLE, William | 110:00 | 2 | 7 |
| TM | TEAM | 0:00 | 0 | 1 |

| Shots by period | 1 | 2 | OT | O2 | Total |
|---|---|---|---|---|---|
| New Mexico | 7 | 13 | 3 | 0 | **23** |
| South Carolina | 5 | 7 | 0 | 2 | **14** |

| Saves by period | 1 | 2 | OT | O2 | Total |
|---|---|---|---|---|---|
| New Mexico | 3 | 0 | 0 | 1 | **4** |
| South Carolina | 3 | 4 | 1 | 0 | **8** |

| Corner kicks | 1 | 2 | OT | O2 | Total |
|---|---|---|---|---|---|
| New Mexico | 0 | 3 | 4 | 0 | **7** |
| South Carolina | 0 | 1 | 0 | 0 | **1** |

| Fouls | 1 | 2 | OT | O2 | Total |
|---|---|---|---|---|---|
| New Mexico | 8 | 7 | 1 | 4 | **20** |
| South Carolina | 6 | 8 | 1 | 1 | **16** |

**Scoring summary:**

| No. | Time | Team | Goal scorer | Assist | Description |
|---|---|---|---|---|---|
| 1. | 49:50 | SC | SUKOW, Justin (4) | MAYR, Luca | 7 drew gk off line and laid it off to 14 |
| 2. | 60:11 | NM | SPANGENBERG, Simon (1) | HERRERA, Aaron | served in by 22, 11 scores far post |
| 3. | 71:29 | SC | MYERS, Mitchell (1) | STREETE, Andre | rebounded off deflected cross in by 26 |
| 4. | 88:43 | NM | GLEADLE, Sam (2) | (unassisted) | corralled off deflection from just outside 1 |

**Cautions and ejections:**

New Mexico-BEAULIEU, Jason (4-3-1). South Carolina-PYLE, William (4-3-1).
Stadium: Stone Stadium
Officials: Referee: Shane Butler; Asst. Referee: Brad Meekins; Brian Marshall;
Alt. Official: Gabriel Rivera; Timekeeper: Claire; Scorer: JP Hovey;
Offsides: New Mexico 2, South Carolina 1.

Official's signature

# 2017 BOX SCORES

## GAME 9: NEW MEXICO 2, MARSHALL 1

Sept. 30, 2017 | Huntington, W. Va.

**Soccer Box Score (Final)**
**2017 New Mexico Men's Soccer**
New Mexico vs Marshall (Sep 30, 2017 at Huntington, W.Va.)

New Mexico (5-3-1, 1-1-1) vs.
Marshall (5-4-1, 1-2-0)
Date: Sep 30, 2017 • Attendance: 345
Weather: 60s and a lovely breeze

| Goals by period | 1 | 2 | Total |
|---|---|---|---|
| New Mexico | 0 | 2 | **2** |
| Marshall | 0 | 1 | **1** |

### New Mexico

| Po | # | Player | Sh | SO | G | A | Fo | Min |
|---|---|---|---|---|---|---|---|---|
| gk | 1 | BEAULIEU, Jason | - | - | - | - | - | 90 |
| d | 2 | SMART, Tom | 1 | 1 | - | - | - | 90 |
| mf | 6 | SCOTT, Aaron | - | - | - | - | - | 90 |
| mf | 11 | SPANGENBERG, Sim | - | - | - | - | - | 53 |
| mf | 14 | VIAL, Antoine | - | - | - | - | - | 43 |
| d | 15 | JONSSON, Ingi | 1 | 1 | - | - | - | 90 |
| d | 19 | CONSTANT, Matthew | 1 | - | - | - | - | 90 |
| mf | 20 | DELMONTE, Wedner | 1 | - | - | - | - | 27 |
| mf | 21 | JONES, Billy | 1 | - | - | - | - | 84 |
| d | 22 | HERRERA, Aaron | 2 | 1 | 1 | - | - | 90 |
| f | 23 | GLEADLE, Sam | 1 | 1 | 1 | - | - | 78 |
| | | -- Substitutes -- | | | | | | |
| | 4 | BUSHEY, Noah | - | - | - | - | - | 12 |
| | 5 | DORSEY, Matt | - | - | - | 1 | - | 35 |
| | 10 | BOYCE, Devin | 1 | - | - | 1 | - | 72 |
| | 16 | BARREIRO, Nick | - | - | - | - | - | 0 |
| | 17 | VEDAMANIKAM, Alex | - | - | - | - | - | 18 |
| | 18 | TAYLOR, Nick | - | - | - | - | - | 18 |
| | | Totals | 9 | 4 | 2 | 2 | 14 | |

| # | Goalkeepers | Min | GA | Saves |
|---|---|---|---|---|
| 1 | BEAULIEU, Jason | 90:00 | 1 | 4 |

| Shots by period | 1 | 2 | Total |
|---|---|---|---|
| New Mexico | 2 | 7 | **9** |
| Marshall | 2 | 11 | **13** |

| Corner kicks | 1 | 2 | Total |
|---|---|---|---|
| New Mexico | 1 | 3 | **4** |
| Marshall | 2 | 2 | **4** |

### Marshall

| Po | # | Player | Sh | SO | G | A | Fo | Min |
|---|---|---|---|---|---|---|---|---|
| gk | 1 | MARTINEZ, Ben | - | - | - | - | - | 90 |
| d | 2 | TAIBI, Chris | 2 | 1 | - | - | - | 90 |
| d | 3 | DIAZ-SALCEDO, Carl | - | - | - | 1 | - | 90 |
| d | 4 | GLUECKSCHALT, Jasc | 1 | - | - | - | - | 90 |
| mf | 6 | IZQUIERDO ROIZ, Ja | - | - | - | - | - | 78 |
| mf | 7 | ROBERTS, Jamil | 2 | - | - | - | - | 90 |
| mf | 8 | STERGIOTIS, DION | 1 | - | - | - | - | 85 |
| f | 9 | KNIGHT, Lewis | 2 | 2 | - | 1 | - | 81 |
| mf | 10 | LOPEZ-MENDEZ, Bra | 3 | 1 | 1 | - | - | 78 |
| mf | 17 | KERSHAW, Christian | 1 | - | - | - | - | 90 |
| d | 28 | OSMANU, Illal | - | - | - | - | - | 90 |
| | | -- Substitutes -- | | | | | | |
| | 11 | DAKWAR, Adi | - | - | - | - | - | 18 |
| | 23 | PAPPAS, John | - | - | - | - | - | 9 |
| | 26 | DOLABELLA, Pedro | 1 | 1 | - | - | - | 30 |
| | | Totals | 13 | 5 | 1 | 2 | 12 | |

| # | Goalkeepers | Min | GA | Saves |
|---|---|---|---|---|
| 1 | MARTINEZ, Ben | 90:00 | 2 | 2 |

| Saves by period | 1 | 2 | Total |
|---|---|---|---|
| New Mexico | 1 | 3 | **4** |
| Marshall | 1 | 1 | **2** |

| Fouls | 1 | 2 | Total |
|---|---|---|---|
| New Mexico | 6 | 8 | **14** |
| Marshall | 3 | 9 | **12** |

**Scoring summary:**

| No. | Time | Team | Goal scorer | Assist | Description |
|---|---|---|---|---|---|
| 1. | 46:06 | MAR17 | LOPEZ-MENDEZ, Brayan (2) | KNIGHT, Lewis<br>DIAZ-SALCEDO, Carlos | crossed in from 9 to 10, tapped in from 6 |
| 2. | 66:15 | NM | HERRERA, Aaron (2) | DORSEY, Matt | give and go with 19, slotted in bottom left |
| 3. | 81:53 | NM | GLEADLE, Sam (3) | BOYCE, Devin | free kick into bottom right corner |

**Cautions and ejections:**
YC-MAR17 #17 (81:50)

Win-BEAULIEU, Jason (5-3-1). Loss-MARTINEZ, Ben (1-2-0).
Stadium: Hoops Family Field
Officials: Referee: Christopher Calderon; Asst. Referee: Tim Eller; Aaron Hernandez;
Alt. Official: Chris Romaca; Timekeeper: Marshall SID; Scorer: Marshall SID;
Offsides: New Mexico 2, Marshall 0.

Official's signature

## GAME 10: NEW MEXICO 3, LOYOLA MARYMOUNT 0

Oct. 4, 2017 | Los Angeles, Calif.

**Soccer Box Score (Final)**
**2017 New Mexico Men's Soccer**
New Mexico vs LOYOLA MARYMOUNT (Oct 04, 2017 at Los Angeles, Calif.)

New Mexico (6-3-1) vs.
LOYOLA MARYMOUNT (2-7-2)
Date: Oct 04, 2017 • Attendance: 200
Weather:

| Goals by period | 1 | 2 | Total |
|---|---|---|---|
| New Mexico | 0 | 3 | **3** |
| LOYOLA MARYMOUNT | 0 | 0 | **0** |

### New Mexico

| Po | # | Player | Sh | SO | G | A | Fo | Min |
|---|---|---|---|---|---|---|---|---|
| gk | 1 | BEAULIEU, Jason | - | - | - | - | - | 90 |
| | 2 | SMART, Tom | - | - | - | - | - | 90 |
| | 6 | SCOTT, Aaron | 1 | 1 | 1 | - | - | 81 |
| | 10 | BOYCE, Devin | 2 | 1 | 1 | - | - | 82 |
| | 14 | VIAL, Antoine | 2 | 1 | - | - | - | 36 |
| | 15 | JONSSON, Ingi | - | - | - | - | - | 90 |
| | 16 | BARREIRO, Nick | - | - | - | - | - | 58 |
| | 19 | CONSTANT, Matthew | 1 | - | - | - | - | 90 |
| | 21 | JONES, Billy | - | - | - | - | - | 81 |
| | 22 | HERRERA, Aaron | 3 | 2 | 1 | 1 | - | 73 |
| | 23 | GLEADLE, Sam | 3 | 1 | - | 1 | - | 70 |
| | | -- Substitutes -- | | | | | | |
| | 4 | BUSHEY, Noah | - | - | - | - | - | 14 |
| | 5 | DORSEY, Matt | - | - | - | - | - | 26 |
| | 7 | DUPONT, Grayson | - | - | - | - | - | 4 |
| | 9 | LAWRENCE, Luke | 1 | 1 | - | - | - | 8 |
| | 11 | SPANGENBERG, Sim | 3 | 2 | - | - | - | 58 |
| | 12 | MURRAY, Rio | - | - | - | - | - | 0 |
| | 17 | VEDAMANIKAM, Alex | - | - | - | - | - | 11 |
| | 18 | TAYLOR, Nick | - | - | - | - | - | 9 |
| | 20 | DELMONTE, Wedner | 1 | - | - | - | - | 19 |
| | | Totals | 17 | 9 | 3 | 2 | 6 | |

| # | Goalkeepers | Min | GA | Saves |
|---|---|---|---|---|
| 1 | BEAULIEU, Jason | 90:00 | 0 | 7 |

| Shots by period | 1 | 2 | Total |
|---|---|---|---|
| New Mexico | 5 | 12 | **17** |
| LOYOLA MARYMOUNT | 5 | 6 | **11** |

| Corner kicks | 1 | 2 | Total |
|---|---|---|---|
| New Mexico | 2 | 4 | **6** |
| LOYOLA MARYMOUNT | 2 | 3 | **5** |

### LOYOLA MARYMOUNT

| Po | # | Player | Sh | SO | G | A | Fo | Min |
|---|---|---|---|---|---|---|---|---|
| gk | 25 | PARTEE, Collin | - | - | - | - | - | 90 |
| | 2 | BOVILL, John | - | - | - | - | - | 90 |
| | 3 | SAMPSON, Grant | 1 | 1 | - | - | - | 70 |
| | 7 | JOHNSON, Connor | 1 | 1 | - | - | - | 90 |
| | 9 | CORRAL, Cruz | 2 | 2 | - | - | - | 43 |
| | 10 | MADRIGAL, Alvaro | 4 | 2 | - | - | - | 76 |
| | 11 | PORRECO, Antonio | 1 | - | - | - | - | 70 |
| | 17 | SOUZA, Cole | - | - | - | - | - | 76 |
| | 24 | BELL, Griffin | - | - | - | - | - | 82 |
| | 26 | BISHOP, Ryan | - | - | - | - | - | 42 |
| | 30 | LOPEZ, Gerardo | - | - | - | - | - | 90 |
| | | -- Substitutes -- | | | | | | |
| | 4 | DAUCHOT, Nick | - | - | - | - | - | 14 |
| | 15 | SANCHEZ, Brandon | 1 | - | - | - | - | 43 |
| | 16 | BUSTAMANTE, Enriqu | - | - | - | - | - | 40 |
| | 29 | BURKE, Tim | - | - | - | - | - | 8 |
| | 31 | AVOCE, Francis | 1 | 1 | - | - | - | 31 |
| | 33 | FOURCAND, Kris | - | - | - | - | - | 36 |
| | | Totals | 11 | 7 | 0 | 0 | 10 | |

| # | Goalkeepers | Min | GA | Saves |
|---|---|---|---|---|
| 25 | PARTEE, Collin | 90:00 | 3 | 6 |

| Saves by period | 1 | 2 | Total |
|---|---|---|---|
| New Mexico | 2 | 5 | **7** |
| LOYOLA MARYMOUNT | 0 | 6 | **6** |

| Fouls | 1 | 2 | Total |
|---|---|---|---|
| New Mexico | 5 | 1 | **6** |
| LOYOLA MARYMOUNT | 3 | 7 | **10** |

**Scoring summary:**

| No. | Time | Team | Goal scorer | Assist | Description |
|---|---|---|---|---|---|
| 1. | 66:46 | NM | HERRERA, Aaron (3) | (unassisted) | Free kick from 20 yards |
| 2. | 70:53 | NM | BOYCE, Devin (2) | GLEADLE, Sam | Shot from 25 yards beats keeper to left p |
| 3. | 86:08 | NM | SCOTT, Aaron (1) | HERRERA, Aaron | Scott received pass from Herrerra and tur shot to near post |

**Cautions and ejections:**
YC-NM #19 (20:07); YC-LMU #17 (73:09); RC-LMU #30 (77:10)

Win-BEAULIEU, Jason (6-3-1). Loss-PARTEE, Collin (1-7-2).
Stadium: Sullivan Field
Officials: Referee: Ian Anderson; Asst. Referee: Cameron Blanchard; Eduardo Jeff;
Timekeeper: Mackenzie Kutzke; Scorer: Erika Johnson;
Offsides: New Mexico 8, LOYOLA MARYMOUNT 0.

Official's signature

## GAME 11: NEW MEXICO 3, FLORIDA ATLANTIC 1

Oct. 7, 2017 | Albuquerque, N.M.

**Soccer Box Score (Final)**
**2017 New Mexico Men's Soccer**
Florida Atlantic vs New Mexico (Oct 07, 2017 at Albuquerque, N.M.)

Florida Atlantic (1-8-0, 1-4-0 C-USA) vs.
New Mexico (7-3-1, 2-1-1 C-USA)
Date: Oct 07, 2017 • Attendance: 1264
Weather: 70 Degrees, 5 mph wind

| Goals by period | 1 | 2 | Total |
|---|---|---|---|
| Florida Atlantic | 0 | 1 | **1** |
| New Mexico | 1 | 2 | **3** |

### Florida Atlantic

| Po | # | Player | Sh | SO | G | A | Fo | Min |
|---|---|---|---|---|---|---|---|---|
| gk | 01 | ARANZAZU, Luis | - | - | - | - | - | 90 |
| | 5 | WILLIAMS, Christian | - | - | - | - | - | 90 |
| | 6 | SIERCK, Immanuel | 1 | - | - | - | - | 90 |
| | 7 | SOLBERG, Ferdinand | - | - | - | - | - | 90 |
| | 9 | HUBER, Dylan | 2 | 1 | - | - | - | 57 |
| | 10 | LARANNETO, Aaron | - | - | - | 1 | - | 90 |
| | 12 | HALLE SMITH, Felix | - | - | - | - | - | 56 |
| | 14 | SANCHIS, Carlos | 1 | 1 | 1 | - | - | 90 |
| | 19 | NEZIRI, Albion | - | - | - | - | - | 90 |
| | 23 | DEL RIO, Danny | - | - | - | - | - | 90 |
| | 26 | RACHIDI, Mahdi | - | - | - | - | - | 66 |
| | | -- Substitutes -- | | | | | | |
| | 16 | GRANT, Nate | - | - | - | - | - | 24 |
| | 21 | RODRIGUEZ, Alvaro | 1 | - | - | - | - | 34 |
| | 28 | LUPO, Landon | - | - | - | - | - | 33 |
| | | Totals | 5 | 2 | 1 | 1 | 8 | |

| # | Goalkeepers | Min | GA | Saves |
|---|---|---|---|---|
| 01 | ARANZAZU, Luis | 90:00 | 3 | 2 |
| TM | TEAM | 0:00 | 0 | 2 |

| Shots by period | 1 | 2 | Total |
|---|---|---|---|
| Florida Atlantic | 3 | 2 | **5** |
| New Mexico | 7 | 5 | **12** |

| Corner kicks | 1 | 2 | Total |
|---|---|---|---|
| Florida Atlantic | 1 | 4 | **5** |
| New Mexico | 5 | 1 | **6** |

### New Mexico

| Po | # | Player | Sh | SO | G | A | Fo | Min |
|---|---|---|---|---|---|---|---|---|
| gk | 1 | BEAULIEU, Jason | - | - | - | - | - | 90 |
| | 2 | SMART, Tom | 1 | - | - | - | - | 90 |
| | 6 | SCOTT, Aaron | 1 | - | - | - | - | 75 |
| | 10 | BOYCE, Devin | 3 | 2 | 1 | 1 | - | 90 |
| | 11 | SPANGENBERG, Sim | - | - | - | - | - | 70 |
| | 15 | JONSSON, Ingi | - | - | - | - | - | 90 |
| | 16 | BARREIRO, Nick | - | - | - | - | - | 58 |
| | 19 | CONSTANT, Matthew | 1 | 1 | 1 | - | - | 90 |
| | 21 | JONES, Billy | - | - | - | - | - | 75 |
| | 22 | HERRERA, Aaron | 4 | 3 | 1 | - | - | 80 |
| | 23 | GLEADLE, Sam | 1 | - | - | - | - | 79 |
| | | -- Substitutes -- | | | | | | |
| | 5 | DORSEY, Matt | - | - | - | - | - | 26 |
| | 9 | LAWRENCE, Luke | - | - | - | - | - | 11 |
| | 14 | VIAL, Antoine | - | - | - | - | - | 15 |
| | 17 | VEDAMANIKAM, Alex | - | - | - | - | - | 12 |
| | 18 | TAYLOR, Nick | 1 | 1 | - | - | - | 10 |
| | 20 | DELMONTE, Wedner | - | - | - | - | - | 31 |
| | | Totals | 12 | 7 | 3 | 1 | 5 | |

| # | Goalkeepers | Min | GA | Saves |
|---|---|---|---|---|
| 1 | BEAULIEU, Jason | 90:00 | 1 | 1 |

| Saves by period | 1 | 2 | Total |
|---|---|---|---|
| Florida Atlantic | 4 | 0 | **4** |
| New Mexico | 1 | 0 | **1** |

| Fouls | 1 | 2 | Total |
|---|---|---|---|
| Florida Atlantic | 3 | 5 | **8** |
| New Mexico | 2 | 3 | **5** |

**Scoring summary:**

| No. | Time | Team | Goal scorer | Assist | Description |
|---|---|---|---|---|---|
| 1. | 36:51 | NM | CONSTANT, Matthew (1) | BOYCE, Devin | free kick from wide left, 19 header from i of the box |
| 2. | 58:40 | FAU | SANCHIS, Carlos (5) | LARANNETO, Aaron | shot from 21 yards right into the back of t |
| 3. | 86:48 | NM | HERRERA, Aaron (4) | Penalty kick | |
| 4. | 89:06 | NM | BOYCE, Devin (3) | (unassisted) | ..... |

**Cautions and ejections:**

Win-BEAULIEU, Jason (7-3-1). Loss-ARANZAZU, Luis (1-3-0).
Stadium: UNM Soccer Complex
Officials: Referee: Brandon Marion; Asst. Referee: Andrew Gage; Nader Khalil;
Alt. Official: Wilfido Mendez; Timekeeper: Jose Estrada; Scorer: Chelsea Pitvorec;
Offsides: Florida Atlantic 0, New Mexico 3.

Official's signature

## GAME 12: NEW MEXICO 2, UAB 0

Oct. 14, 2017 | Albuquerque, N.M.

**Soccer Box Score (Final)**
**2017 New Mexico Men's Soccer**
UAB vs New Mexico (Oct 14, 2017 at Albuquerque, N.M.)

UAB (3-5-3, 0-4-1 C-USA) vs.
New Mexico (8-3-1, 3-1-1 C-USA)
Date: Oct 14, 2017 • Attendance: 1224
Weather: 72 degrees, 14 MPH

| Goals by period | 1 | 2 | Total |
|---|---|---|---|
| UAB | 0 | 0 | **0** |
| New Mexico | 0 | 2 | **2** |

### UAB

| Po | # | Player | Sh | SO | G | A | Fo | Min |
|---|---|---|---|---|---|---|---|---|
| gk | 1 | TEAL, James | - | - | - | - | - | 90 |
| | 2 | MABIALA, Gael | - | - | - | - | - | 62 |
| | 5 | RICOURT, Alexandre | 1 | 1 | - | - | - | 70 |
| | 6 | FERRIN, Massimo | 4 | 3 | - | - | - | 69 |
| | 9 | DAJANI, Rami | 2 | - | - | - | - | 72 |
| | 11 | MORA, Eder | 1 | - | - | - | - | 72 |
| | 14 | VALVERDE, David | 1 | - | - | - | - | 62 |
| | 15 | LAURENT, Mathieu | - | - | - | - | - | 80 |
| | 18 | REICHMAN, Chris | - | - | - | - | - | 64 |
| | 20 | TYLER, Tarnue | - | - | - | - | - | 58 |
| | 22 | RUSHING, Chase | - | - | - | - | - | 59 |
| | | -- Substitutes -- | | | | | | |
| | 3 | NELSON, Trey | - | - | - | - | - | 19 |
| | 4 | PELIZZA, Andrea | - | - | - | - | - | 31 |
| | 7 | SULLIVAN, Ryan | 1 | - | - | - | - | 36 |
| | 12 | O'HARA, Aidan | - | - | - | - | - | 2 |
| | 16 | WATSON, Donovan | - | - | - | - | - | 54 |
| | 19 | BROOKER, Adam | 2 | 1 | - | - | - | 50 |
| | 21 | STROUPE, Chandler | - | - | - | - | - | 30 |
| | 23 | WALLACE, Kevin | - | - | - | - | - | 10 |
| | | Totals | 12 | 5 | 0 | 0 | 12 | |

| # | Goalkeepers | Min | GA | Saves |
|---|---|---|---|---|
| 1 | TEAL, James | 90:00 | 2 | 6 |

| Shots by period | 1 | 2 | Total |
|---|---|---|---|
| UAB | 4 | 8 | **12** |
| New Mexico | 12 | 7 | **19** |

| Corner kicks | 1 | 2 | Total |
|---|---|---|---|
| UAB | 0 | 3 | **3** |
| New Mexico | 5 | 3 | **8** |

### New Mexico

| Po | # | Player | Sh | SO | G | A | Fo | Min |
|---|---|---|---|---|---|---|---|---|
| gk | 1 | BEAULIEU, Jason | - | - | - | - | - | 90 |
| | 2 | SMART, Tom | - | - | - | - | - | 90 |
| | 6 | SCOTT, Aaron | - | - | - | - | - | 75 |
| | 9 | LAWRENCE, Luke | 2 | 1 | - | - | - | 53 |
| | 10 | BOYCE, Devin | 4 | 1 | - | - | - | 90 |
| | 11 | SPANGENBERG, Sim | 3 | 1 | - | 1 | - | 64 |
| | 15 | JONSSON, Ingi | - | - | - | - | - | 90 |
| | 16 | BARREIRO, Nick | - | - | - | - | - | 45 |
| | 19 | CONSTANT, Matthew | 1 | - | - | - | - | 90 |
| | 21 | JONES, Billy | - | - | - | - | - | 80 |
| | 22 | HERRERA, Aaron | 3 | 1 | - | - | - | 81 |
| | | -- Substitutes -- | | | | | | |
| | 4 | BUSHEY, Noah | - | - | - | - | - | 0 |
| | 5 | DORSEY, Matt | - | - | - | - | - | 53 |
| | 14 | VIAL, Antoine | 2 | 1 | 1 | - | - | 19 |
| | 17 | VEDAMANIKAM, Alex | 1 | 1 | - | - | - | 18 |
| | 18 | TAYLOR, Nick | 2 | 1 | - | - | - | 9 |
| | 20 | DELMONTE, Wedner | 1 | - | - | - | - | 43 |
| | TM | TEAM | - | 1 | 1 | - | 9 | 0 |
| | | Totals | 19 | 8 | 2 | 1 | 9 | |

| # | Goalkeepers | Min | GA | Saves |
|---|---|---|---|---|
| 1 | BEAULIEU, Jason | 90:00 | 0 | 4 |
| TM | TEAM | 0:00 | 0 | 1 |

| Saves by period | 1 | 2 | Total |
|---|---|---|---|
| UAB | 3 | 3 | **6** |
| New Mexico | 2 | 3 | **5** |

| Fouls | 1 | 2 | Total |
|---|---|---|---|
| UAB | 5 | 7 | **12** |
| New Mexico | 4 | 5 | **9** |

**Scoring summary:**

| No. | Time | Team | Goal scorer | Assist | Description |
|---|---|---|---|---|---|
| 1. | 47:54 | NM | OWN GOAL (1) | (unassisted) | UNM #22 cross, UAB defender put in back net |
| 2. | 74:28 | NM | VIAL, Antoine (4) | SPANGENBERG, Simon | accepts pass just past mid field, passes d keep slides,goes aroun |

**Cautions and ejections:**
YC-UAB #9 (52:17)

Win-BEAULIEU, Jason (8-3-1). Loss-TEAL, James (3-5-3).
Stadium: UNM Soccer Complex
Officials: Referee: Luis Guardia; Asst. Referee: Marco Vega; Robert Baca;
Alt. Official: Nader Khalil; Timekeeper: Jose Estrada; Scorer: Chelsea Pitvorec;
Offsides: UAB 2, New Mexico 2.

Official's signature

# 2017 BOX SCORES

## GAME 13: NEW MEXICO 1, UCLA 1 (2OT)

Oct. 18, 2017 | Albuquerque, N.M.

### Soccer Box Score (Final)
### 2017 New Mexico Men's Soccer
UCLA vs #24 New Mexico (Oct 18, 2017 at Albuquerque, N.M.)

UCLA (6-5-1) vs.
New Mexico (8-3-2)
Date: Oct 18, 2017 • Attendance: 1374
Weather: 72 F, Partly Cloudy, ESE 4 mph

| Goals by period | 1 | 2 | OT | O2 | Total |
|---|---|---|---|---|---|
| UCLA | 0 | 1 | 0 | 0 | **1** |
| New Mexico | 1 | 0 | 0 | 0 | **1** |

**UCLA**

| Po # | Player | Sh | SO | G | A | Fo | Min |
|---|---|---|---|---|---|---|---|
| gk 1 | Silva, Kevin | 1 | 1 | - | - | - | 110 |
| 4 | Holt, Erik | - | - | - | - | - | 110 |
| 5 | Terwege, Brandon | 1 | - | - | - | - | 110 |
| 7 | Iloski, Milan | 2 | 1 | - | - | - | 101 |
| 8 | Asiedu, Anderson | 1 | - | - | - | - | 90 |
| 9 | Herrera, Santiago | 2 | 1 | - | - | - | 98 |
| 10 | Iloski, Brian | 3 | 1 | - | 1 | - | 77 |
| 14 | Iloski, Eric | 1 | - | - | - | - | 110 |
| 16 | Chavez, Christian | 1 | 1 | - | - | - | 60 |
| 25 | Santoyo, Joab | 1 | - | - | - | - | 98 |
| 28 | Powell, Matthew | 1 | 1 | 1 | - | - | 110 |
| | -- Substitutes -- | | | | | | |
| 2 | Baekkelund, Eirik | - | - | - | - | - | 39 |
| 3 | Knox, Alex | - | - | - | - | - | 25 |
| 6 | Paoli, Andrew | - | - | - | - | - | 41 |
| 19 | Martinez, Blayne | - | - | - | - | - | 12 |
| | Totals | 14 | 6 | 1 | 1 | 9 | |

| # | Goalkeepers | Min | GA | Saves |
|---|---|---|---|---|
| 1 | Silva, Kevin | 110:00 | 1 | 4 |

| Shots by period | 1 | 2 | OT | O2 | Total |
|---|---|---|---|---|---|
| UCLA | 3 | 6 | 3 | 2 | **14** |
| New Mexico | 6 | 6 | 0 | 4 | **16** |

| Corner kicks | 1 | 2 | OT | O2 | Total |
|---|---|---|---|---|---|
| UCLA | 2 | 2 | 0 | 0 | **4** |
| New Mexico | 2 | 7 | 0 | 0 | **9** |

**New Mexico**

| Po # | Player | Sh | SO | G | A | Fo | Min |
|---|---|---|---|---|---|---|---|
| gk 1 | BEAULIEU, Jason | - | - | - | - | - | 110 |
| 2 | SMART, Tom | - | - | - | - | - | 87 |
| 5 | DORSEY, Matt | - | - | - | - | - | 100 |
| 6 | SCOTT, Aaron | - | - | - | - | - | 110 |
| 10 | BOYCE, Devin | 4 | 3 | - | - | - | 110 |
| 11 | SPANGENBERG, Sim | 2 | - | - | - | - | 84 |
| 16 | BARREIRO, Nick | - | - | - | - | - | 100 |
| 17 | VEDAMANIKAM, Alex | 2 | - | - | 1 | - | 76 |
| 19 | CONSTANT, Matthew | 1 | - | - | - | - | 110 |
| 21 | JONES, Billy | - | - | - | - | - | 110 |
| 22 | HERRERA, Aaron | 6 | 2 | 1 | - | - | 110 |
| | -- Substitutes -- | | | | | | |
| 9 | LAWRENCE, Luke | - | - | - | - | - | 34 |
| 14 | VIAL, Antoine | - | - | - | - | - | 20 |
| 20 | DELMONTE, Wedner | 1 | - | - | - | - | 49 |
| | Totals | 16 | 5 | 1 | 1 | 12 | |

| # | Goalkeepers | Min | GA | Saves |
|---|---|---|---|---|
| 1 | BEAULIEU, Jason | 110:00 | 1 | 5 |

| Saves by period | 1 | 2 | OT | O2 | Total |
|---|---|---|---|---|---|
| UCLA | 3 | 0 | 0 | 1 | **4** |
| New Mexico | 1 | 1 | 2 | 1 | **5** |

| Fouls | 1 | 2 | OT | O2 | Total |
|---|---|---|---|---|---|
| UCLA | 8 | 1 | 0 | 0 | **9** |
| New Mexico | 6 | 2 | 2 | 2 | **12** |

**Scoring summary:**

| No. | Time | Team | Goal scorer | Assist | Description |
|---|---|---|---|---|---|
| 1. | 14:52 | NM | HERRERA, Aaron (5) | VEDAMANIKAM, Alex | Shot from midfield with keeper out lofted |
| 2. | 51:39 | UCLA | Powell, Matthew (2) | Iloski, Brian | Header off a free kick into top right corne |

**Cautions and ejections:**
RC-UCLA #8 (83:48); YC-NM #20 (88:50)

UCLA-Silva, Kevin (6-5-1). New Mexico-BEAULIEU, Jason (8-3-2).
Stadium: UNM Soccer Complex
Officials: Referee: Adam Zarrin; Asst. Referee: Santos Toquinto; Charlie Delgadillo;
Alt. Official: Robert Baca; Timekeeper: Jose Estrada; Scorer: Clayton Jones;
Offsides: UCLA 1, New Mexico 0.

Official's signature

## GAME 14: NEW MEXICO 0, No. 11 FIU 4

Oct. 21, 2017 | Miami, Fla.

### Soccer Box Score (Final)
### 2017 New Mexico Men's Soccer
#24 New Mexico vs #11 FIU (Oct 21, 2017 at Miami, Fla.)

New Mexico (8-4-2, 3-2-1 C-USA) vs.
FIU (10-0-3, 5-0-1 C-USA)
Date: Oct 21, 2017 • Attendance: 380
Weather: 82 degrees, mostly cloudy

| Goals by period | 1 | 2 | Total |
|---|---|---|---|
| New Mexico | 0 | 0 | **0** |
| FIU | 1 | 3 | **4** |

**New Mexico**

| Po # | Player | Sh | SO | G | A | Fo | Min |
|---|---|---|---|---|---|---|---|
| gk 1 | BEAULIEU, Jason | - | - | - | - | - | 90 |
| m 5 | DORSEY, Matt | - | - | - | - | - | 90 |
| m 6 | SCOTT, Aaron | 1 | 1 | - | - | - | 90 |
| m 10 | BOYCE, Devin | 3 | 1 | - | - | - | 90 |
| m 11 | SPANGENBERG, Sim | 1 | - | - | - | - | 30 |
| d 16 | BARREIRO, Nick | - | - | - | - | - | 90 |
| f 17 | VEDAMANIKAM, Alex | - | - | - | - | - | 45 |
| d 19 | CONSTANT, Matthew | - | - | - | - | - | 90 |
| m 20 | DELMONTE, Wedner | - | - | - | - | - | 43 |
| m 21 | JONES, Billy | - | - | - | - | - | 77 |
| d 22 | HERRERA, Aaron | - | - | - | - | - | 66 |
| | -- Substitutes -- | | | | | | |
| 3 | SELIGMAN, Lucas | - | - | - | - | - | 24 |
| 4 | BUSHEY, Noah | - | - | - | - | - | 10 |
| 7 | DUPONT, Grayson | - | - | - | - | - | 13 |
| 9 | LAWRENCE, Luke | - | - | - | - | - | 31 |
| 14 | VIAL, Antoine | 2 | 1 | - | - | - | 60 |
| 18 | TAYLOR, Nick | 1 | 1 | - | - | - | 51 |
| | Totals | 8 | 4 | 0 | 0 | 11 | |

| # | Goalkeepers | Min | GA | Saves |
|---|---|---|---|---|
| 1 | BEAULIEU, Jason | 90:00 | 4 | 10 |

| Shots by period | 1 | 2 | Total |
|---|---|---|---|
| New Mexico | 3 | 5 | **8** |
| FIU | 10 | 11 | **21** |

| Corner kicks | 1 | 2 | Total |
|---|---|---|---|
| New Mexico | 2 | 4 | **6** |
| FIU | 4 | 1 | **5** |

**FIU**

| Po # | Player | Sh | SO | G | A | Fo | Min |
|---|---|---|---|---|---|---|---|
| gk 1 | FAUROUX, Hugo | - | - | - | - | - | 90 |
| m 3 | MARIE, Paul | 6 | 3 | 1 | 1 | - | 73 |
| d 5 | HEZEL, Marvin | - | - | - | - | - | 90 |
| d 6 | OLAFSEN, Simen | - | - | - | - | - | 79 |
| f 7 | PATINO, Santiago | 1 | 1 | - | - | - | 45 |
| m 11 | AHLINVI, Joris | 5 | 3 | 1 | - | - | 77 |
| d 14 | AVILA, Jordi | - | - | - | - | - | 73 |
| m 17 | RIOS, Darren | 1 | 1 | - | - | - | 90 |
| m 18 | BARRAZA, Matias | 3 | 2 | 1 | - | - | 68 |
| d 22 | CALVO, Esteban | - | - | - | - | - | 68 |
| m 26 | TOMLINSON, Donald | 1 | - | - | - | - | 83 |
| | -- Substitutes -- | | | | | | |
| 2 | HASSAN, Adam | - | - | - | - | - | 7 |
| 4 | HEIDDAL, Aron | - | - | - | - | - | 11 |
| 9 | GIOVINE, Luca | - | - | - | - | - | 45 |
| 10 | CAMPOY, Alessandro | 2 | 2 | 1 | 1 | - | 22 |
| 12 | ALVAREZ, Alvaro | - | - | - | - | - | 13 |
| 15 | SAGARDUY, Inigo | 1 | 1 | - | - | - | 17 |
| 16 | BOOTH, Andrew | 1 | 1 | - | - | - | 22 |
| 19 | GREEN, Owen | - | - | - | - | - | 17 |
| | Totals | 21 | 14 | 4 | 2 | 9 | |

| # | Goalkeepers | Min | GA | Saves |
|---|---|---|---|---|
| 1 | FAUROUX, Hugo | 90:00 | 0 | 4 |

| Saves by period | 1 | 2 | Total |
|---|---|---|---|
| New Mexico | 3 | 7 | **10** |
| FIU | 1 | 3 | **4** |

| Fouls | 1 | 2 | Total |
|---|---|---|---|
| New Mexico | 8 | 3 | **11** |
| FIU | 5 | 4 | **9** |

**Scoring summary:**

| No. | Time | Team | Goal scorer | Assist | Description |
|---|---|---|---|---|---|
| 1. | 21:35 | FIU | AHLINVI, Joris (4) | Penalty kick | |
| 2. | 53:44 | FIU | BARRAZA, Matias (3) | MARIE, Paul | took pass from 22 yards out, beat defend score in far left corner |
| 3. | 69:15 | FIU | MARIE, Paul (6) | CAMPOY, Alessandro | deflected off GK, shot again to score |
| 4. | 78:40 | FIU | CAMPOY, Alessandro (6) | (unassisted) | shot from 15 yards out, deflected off GK, again and scored |

**Cautions and ejections:**
YC-FIU #7 (24:19); YC-NM #19 (31:52); YC-NM #14 (43:00);
YC-FIU #22 (65:36); YC-FIU #6 (65:55)

Win-FAUROUX, Hugo (9-0-3). Loss-BEAULIEU, Jason (8-4-2).
Stadium: FIU Soccer Stadium
Officials: Referee: Jonathan Weiner; Asst. Referee: Eric Proctor; Tim Bower;
Alt. Official: Eric Boos;
Offsides: New Mexico 6, FIU 1.

Official's signature

## GAME 15: NEW MEXICO 0, DENVER 0 (2OT)

Oct. 25, 2017 | Albuquerque, N.M.

### Soccer Box Score (Final)
### 2017 New Mexico Men's Soccer
Denver vs New Mexico (Oct 25, 2017 at Albuquerque, N.M.)

Denver (8-6-1, 3-0-0 Summit) vs.
New Mexico (8-4-3, 3-2-1 C-USA)
Date: Oct 25, 2017 • Attendance: 950
Weather: Low 60s, Clear

| Goals by period | 1 | 2 | OT | O2 | Total |
|---|---|---|---|---|---|
| Denver | 0 | 0 | 0 | 0 | **0** |
| New Mexico | 0 | 0 | 0 | 0 | **0** |

**Denver**

| Po # | Player | Sh | SO | G | A | Fo | Min |
|---|---|---|---|---|---|---|---|
| gk 30 | Will Palmquist | - | - | - | - | - | 110 |
| 5 | Scott Devoss | 1 | 1 | - | - | - | 91 |
| 8 | Destan Norman | 1 | 1 | - | - | - | 60 |
| 9 | Andre Shinyashiki | 6 | 2 | - | - | - | 66 |
| 10 | Jacob Stenssen | - | - | - | - | - | 44 |
| 12 | Graham Smith | 1 | 1 | - | - | - | 26 |
| 14 | Ryan Barlow | - | - | - | - | - | 84 |
| 16 | Tosh Samkange | - | - | - | - | - | 85 |
| 18 | Kyle Marlack | 1 | 1 | - | - | - | 42 |
| 19 | Aj Fuller | - | - | - | - | - | 75 |
| 23 | Alex Underwood | 1 | - | - | - | - | 59 |
| | -- Substitutes -- | | | | | | |
| 3 | Shae Smalley | 1 | 1 | - | - | - | 54 |
| 6 | Blake Elder | - | - | - | - | - | 54 |
| 22 | Blake Moncur | - | - | - | - | - | 19 |
| 25 | Dylan Keeney | - | - | - | - | - | 66 |
| 26 | Kenny Akamatsu | 1 | - | - | - | - | 67 |
| 27 | Dan Mooney | - | - | - | - | - | 84 |
| 33 | Ryan Schaefer | - | - | - | - | - | 58 |
| | Totals | 13 | 7 | 0 | 0 | 10 | |

| # | Goalkeepers | Min | GA | Saves |
|---|---|---|---|---|
| 30 | Will Palmquist | 110:00 | 0 | 6 |

| Shots by period | 1 | 2 | OT | O2 | Total |
|---|---|---|---|---|---|
| Denver | 5 | 7 | 1 | 0 | 13 |
| New Mexico | 4 | 4 | 2 | 1 | 11 |

| Corner kicks | 1 | 2 | OT | O2 | Total |
|---|---|---|---|---|---|
| Denver | 2 | 1 | 0 | 1 | 4 |
| New Mexico | 1 | 4 | 0 | 1 | 6 |

**New Mexico**

| Po # | Player | Sh | SO | G | A | Fo | Min |
|---|---|---|---|---|---|---|---|
| gk 1 | BEAULIEU, Jason | - | - | - | - | - | 110 |
| 2 | SMART, Tom | 1 | - | - | - | - | 110 |
| 5 | DORSEY, Matt | - | - | - | - | - | 110 |
| 6 | SCOTT, Aaron | 1 | 1 | - | - | - | 92 |
| 10 | BOYCE, Devin | 3 | 2 | - | - | - | 110 |
| 11 | SPANGENBERG, Sim | - | - | - | - | - | 55 |
| 14 | VIAL, Antoine | 1 | - | - | - | - | 45 |
| 16 | BARREIRO, Nick | 1 | - | - | - | - | 110 |
| 19 | CONSTANT, Matthew | - | - | - | - | - | 110 |
| 21 | JONES, Billy | 1 | 1 | - | - | - | 69 |
| 22 | HERRERA, Aaron | 3 | 2 | - | - | - | 110 |
| | -- Substitutes -- | | | | | | |
| 9 | LAWRENCE, Luke | - | - | - | - | - | 36 |
| 17 | VEDAMANIKAM, Alex | - | - | - | - | - | 18 |
| 20 | DELMONTE, Wedner | - | - | - | - | - | 60 |
| | Totals | 11 | 6 | 0 | 0 | 12 | |

| # | Goalkeepers | Min | GA | Saves |
|---|---|---|---|---|
| 1 | BEAULIEU, Jason | 110:00 | 0 | 7 |

| Saves by period | 1 | 2 | OT | O2 | Total |
|---|---|---|---|---|---|
| Denver | 2 | 2 | 2 | 0 | 6 |
| New Mexico | 3 | 4 | 0 | 0 | 7 |

| Fouls | 1 | 2 | OT | O2 | Total |
|---|---|---|---|---|---|
| Denver | 5 | 3 | 1 | 1 | 10 |
| New Mexico | 6 | 4 | 1 | 1 | 12 |

**Scoring summary:**

| No. | Time | Team | Goal scorer | Assist | Description |
|---|---|---|---|---|---|

**Cautions and ejections:**
YC-DEN #8 (29:19); RC-NM #14 (35:33); RC-DEN #22 (36:46)

Denver-Will Palmquist (0-0-1). New Mexico-BEAULIEU, Jason (8-4-3).
Stadium: UNM Soccer Complex
Officials: Referee: Marco Vega; Asst. Referee: Greg Rach; Ryan Adragnon;
Alt. Official: James Keehane; Timekeeper: Jose Estrada; Scorer: Chelsea Pitvorec;
Offsides: Denver 3, New Mexico 7.

Official's signature

## GAME 16: NEW MEXICO 0, CHARLOTTE 0 (2OT)

Oct. 28, 2017 | Albuquerque

### Soccer Box Score (Final)
### 2017 New Mexico Men's Soccer
#24 New Mexico vs #11 FIU (Oct 21, 2017 at Miami, Fla.)

New Mexico (8-4-2, 3-2-1 C-USA) vs.
FIU (10-0-3, 5-0-1 C-USA)
Date: Oct 21, 2017 • Attendance: 380
Weather: 82 degrees, mostly cloudy

| Goals by period | 1 | 2 | Total |
|---|---|---|---|
| New Mexico | 0 | 0 | **0** |
| FIU | 1 | 3 | **4** |

**New Mexico**

| Po # | Player | Sh | SO | G | A | Fo | Min |
|---|---|---|---|---|---|---|---|
| gk 1 | BEAULIEU, Jason | - | - | - | - | - | 90 |
| m 5 | DORSEY, Matt | - | - | - | - | - | 90 |
| m 6 | SCOTT, Aaron | 1 | 1 | - | - | - | 90 |
| m 10 | BOYCE, Devin | 3 | 1 | - | - | - | 90 |
| m 11 | SPANGENBERG, Sim | 1 | - | - | - | - | 30 |
| d 16 | BARREIRO, Nick | - | - | - | - | - | 90 |
| f 17 | VEDAMANIKAM, Alex | - | - | - | - | - | 45 |
| d 19 | CONSTANT, Matthew | - | - | - | - | - | 90 |
| m 20 | DELMONTE, Wedner | - | - | - | - | - | 43 |
| m 21 | JONES, Billy | - | - | - | - | - | 77 |
| d 22 | HERRERA, Aaron | - | - | - | - | - | 66 |
| | -- Substitutes -- | | | | | | |
| 3 | SELIGMAN, Lucas | - | - | - | - | - | 24 |
| 4 | BUSHEY, Noah | - | - | - | - | - | 10 |
| 7 | DUPONT, Grayson | - | - | - | - | - | 13 |
| 9 | LAWRENCE, Luke | - | - | - | - | - | 31 |
| 14 | VIAL, Antoine | 2 | 1 | - | - | - | 60 |
| 18 | TAYLOR, Nick | 1 | 1 | - | - | - | 51 |
| | Totals | 8 | 4 | 0 | 0 | 11 | |

| # | Goalkeepers | Min | GA | Saves |
|---|---|---|---|---|
| 1 | BEAULIEU, Jason | 90:00 | 4 | 10 |

| Shots by period | 1 | 2 | Total |
|---|---|---|---|
| New Mexico | 3 | 5 | **8** |
| FIU | 10 | 11 | **21** |

| Corner kicks | 1 | 2 | Total |
|---|---|---|---|
| New Mexico | 2 | 4 | **6** |
| FIU | 4 | 1 | **5** |

**FIU**

| Po # | Player | Sh | SO | G | A | Fo | Min |
|---|---|---|---|---|---|---|---|
| gk 1 | FAUROUX, Hugo | - | - | - | - | - | 90 |
| m 3 | MARIE, Paul | 6 | 3 | 1 | 1 | - | 73 |
| d 5 | HEZEL, Marvin | - | - | - | - | - | 90 |
| d 6 | OLAFSEN, Simen | - | - | - | - | - | 79 |
| f 7 | PATINO, Santiago | 1 | 1 | - | - | - | 45 |
| m 11 | AHLINVI, Joris | 5 | 3 | 1 | - | - | 77 |
| d 14 | AVILA, Jordi | - | - | - | - | - | 73 |
| m 17 | RIOS, Darren | 1 | 1 | - | - | - | 90 |
| m 18 | BARRAZA, Matias | 3 | 2 | 1 | - | - | 68 |
| d 22 | CALVO, Esteban | - | - | - | - | - | 68 |
| m 26 | TOMLINSON, Donald | 1 | - | - | - | - | 83 |
| | -- Substitutes -- | | | | | | |
| 2 | HASSAN, Adam | - | - | - | - | - | 7 |
| 4 | HEIDDAL, Aron | - | - | - | - | - | 11 |
| 9 | GIOVINE, Luca | - | - | - | - | - | 45 |
| 10 | CAMPOY, Alessandro | 2 | 2 | 1 | 1 | - | 22 |
| 12 | ALVAREZ, Alvaro | - | - | - | - | - | 13 |
| 15 | SAGARDUY, Inigo | 1 | 1 | - | - | - | 17 |
| 16 | BOOTH, Andrew | 1 | 1 | - | - | - | 22 |
| 19 | GREEN, Owen | - | - | - | - | - | 17 |
| | Totals | 21 | 14 | 4 | 2 | 9 | |

| # | Goalkeepers | Min | GA | Saves |
|---|---|---|---|---|
| 1 | FAUROUX, Hugo | 90:00 | 0 | 4 |

| Saves by period | 1 | 2 | Total |
|---|---|---|---|
| New Mexico | 3 | 7 | **10** |
| FIU | 1 | 3 | **4** |

| Fouls | 1 | 2 | Total |
|---|---|---|---|
| New Mexico | 8 | 3 | **11** |
| FIU | 5 | 4 | **9** |

**Scoring summary:**

| No. | Time | Team | Goal scorer | Assist | Description |
|---|---|---|---|---|---|
| 1. | 21:35 | FIU | AHLINVI, Joris (4) | Penalty kick | |
| 2. | 53:44 | FIU | BARRAZA, Matias (3) | MARIE, Paul | took pass from 22 yards out, beat defend score in far left corner |
| 3. | 69:15 | FIU | MARIE, Paul (6) | CAMPOY, Alessandro | deflected off GK, shot again to score |
| 4. | 78:40 | FIU | CAMPOY, Alessandro (6) | (unassisted) | shot from 15 yards out, deflected off GK, again and scored |

**Cautions and ejections:**
YC-FIU #7 (24:19); YC-NM #19 (31:52); YC-NM #14 (43:00);
YC-FIU #22 (65:36); YC-FIU #6 (65:55)

Win-FAUROUX, Hugo (9-0-3). Loss-BEAULIEU, Jason (8-4-2).
Stadium: FIU Soccer Stadium
Officials: Referee: Jonathan Weiner; Asst. Referee: Eric Proctor; Tim Bower;
Alt. Official: Eric Boos;
Offsides: New Mexico 6, FIU 1.

Official's signature

# 2017 BOX SCORES

## GAME 17: NEW MEXICO 0, OLD DOMINION 1

Nov. 3, 2017 | Norfolk, Va.

### Soccer Box Score (Final)
### 2017 New Mexico Men's Soccer

New Mexico vs Old Dominion (Nov 03, 2017 at Norfolk, Va.)

New Mexico (8-5-4, 3-3-2 C-USA) vs.
Old Dominion (9-5-2, 6-2-0 C-USA)
Date: Nov 03, 2017 • Attendance: 620
Weather: 75 degrees and clear

| Goals by period | 1 | 2 | Total |
|---|---|---|---|
| New Mexico | 0 | 0 | **0** |
| Old Dominion | 1 | 0 | **1** |

**New Mexico**

| Po | # | Player | Sh | SO | G | A | Fo | Min |
|---|---|---|---|---|---|---|---|---|
| | 1 | BEAULIEU, Jason | - | - | - | - | - | 90 |
| | 2 | SMART, Tom | 2 | - | - | - | - | 90 |
| | 5 | DORSEY, Matt | - | - | - | - | - | 80 |
| | 6 | SCOTT, Aaron | - | - | - | - | - | 69 |
| | 11 | SPANGENBERG, Sim | 1 | 1 | - | - | - | 59 |
| | 14 | VIAL, Antoine | - | - | - | - | - | 34 |
| | 16 | BARREIRO, Nick | - | - | - | - | - | 90 |
| | 19 | CONSTANT, Matthew | 1 | - | - | - | - | 90 |
| | 21 | JONES, Billy | 1 | - | - | - | - | 90 |
| | 22 | HERRERA, Aaron | 2 | 1 | - | - | - | 90 |
| | 23 | GLEADLE, Sam | 1 | 1 | - | - | - | 85 |
| | | -- Substitutes -- | | | | | | |
| | 7 | DUPONT, Grayson | 1 | - | - | - | - | 16 |
| | 9 | LAWRENCE, Luke | - | - | - | - | - | 26 |
| | 10 | BOYCE, Devin | 1 | - | - | - | - | 65 |
| | 20 | DELMONTE, Wedner | - | - | - | - | - | 16 |
| | | Totals | 10 | 3 | 0 | 0 | 7 | |

**Old Dominion**

| Po | # | Player | Sh | SO | G | A | Fo | Min |
|---|---|---|---|---|---|---|---|---|
| | 2 | FILERMAN, Jimmy | 2 | - | - | - | - | 45 |
| | 3 | WUSTENBERG, Tom | 3 | 1 | - | - | - | 82 |
| | 4 | MCLAUGHLIN, Ryan | - | - | - | - | - | 90 |
| | 5 | WALKE, Garrett | - | - | - | - | - | 90 |
| | 6 | SLOTEMAKER, Fox | - | - | - | - | - | 90 |
| | 7 | KLOSTERHALFEN, Ni | - | - | - | - | - | 80 |
| | 8 | KROSCHWITZ, Hans | 2 | 1 | - | 1 | - | 45 |
| | 9 | EDWARDS, Tyler | - | - | - | - | - | 32 |
| | 10 | HAURET, Sebastien | 3 | 2 | 1 | - | - | 79 |
| | 23 | AKAR, Mertcan | - | - | - | - | - | 90 |
| | 25 | TAYLOR, CJ | 1 | - | - | - | - | 90 |
| | | -- Substitutes -- | | | | | | |
| | 11 | WILSCHREY, Max | 5 | - | - | - | - | 68 |
| | 12 | PERDUE, Brandon | - | - | - | - | - | 15 |
| | 15 | NAJIB, Amir | - | - | - | - | - | 21 |
| | 16 | ROJAS-GOODBOLD, | - | - | - | - | - | 18 |
| | 18 | CAMPBELL, Luke | - | - | - | - | - | 0 |
| | | Totals | 16 | 4 | 1 | 1 | 11 | |

| # | Goalkeepers | Min | GA | Saves |
|---|---|---|---|---|
| 1 | BEAULIEU, Jason | 90:00 | 1 | 3 |

| # | Goalkeepers | Min | GA | Saves |
|---|---|---|---|---|
| 23 | AKAR, Mertcan | 90:00 | 0 | 3 |

| Shots by period | 1 | 2 | Total |
|---|---|---|---|
| New Mexico | 3 | 7 | **10** |
| Old Dominion | 10 | 6 | **16** |

| Saves by period | 1 | 2 | Total |
|---|---|---|---|
| New Mexico | 2 | 1 | **3** |
| Old Dominion | 1 | 2 | **3** |

| Corner kicks | 1 | 2 | Total |
|---|---|---|---|
| New Mexico | 1 | 1 | **2** |
| Old Dominion | 2 | 3 | **5** |

| Fouls | 1 | 2 | Total |
|---|---|---|---|
| New Mexico | 3 | 4 | **7** |
| Old Dominion | 6 | 5 | **11** |

**Scoring summary:**

| No. | Time | Team | Goal scorer | Assist | Description |
|---|---|---|---|---|---|
| 1. | 6:00 | ODU | HAURET, Sebastien (4) | KROSCHWITZ, Hans | pass from 8, a bullet to the left side of th past goalkeeper |

**Cautions and ejections:**
YC-ODU #7 (39:25); YC-NM #22 (58:31); YC-NM #19 (79:43);
YC-ODU #25 (79:43)

Win-AKAR, Mertcan (9-4-2). Loss-BEAULIEU, Jason (8-5-4).
Stadium: ODU Soccer Complex
Officials: Referee: Marco Vega; Asst. Referee: Robert Velbis; Hicham El Bariqi;
Alt. Official: Patrick Stephan;
Offsides: New Mexico 5, Old Dominion 0.

Official's signature