

# THE UNIVERSITY OF NEW MEXICO LOBOS

Men's Basketball Game Notes

@UNMHoops

www.GoLobos.com

#GoLobos

## 2016-17 Schedule

| Date | Opponent           | TV  | Time/Score |
|------|--------------------|-----|------------|
| 11-2 | Western N.M. (Ex.) | TBA | 113-57     |
| 11-4 | Eastern N.M. (Ex.) | TBA | 7 p.m.     |

|       |                  |       |        |
|-------|------------------|-------|--------|
| 11-11 | Idaho State      | ROOT  | 8 p.m. |
| 11-14 | Houston Baptist  | ROOT  | 7 p.m. |
| 11-18 | New Mexico State | ESPN3 | 7 p.m. |

### Wooden Legacy Classic

|       |               |       |           |
|-------|---------------|-------|-----------|
| 11-24 | Virginia Tech | ESPN2 | 2:30 p.m. |
| 11-25 | TBA           | TBA   | TBA       |
| 11-27 | TBA           | TBA   | TBA       |

|       |                     |        |           |
|-------|---------------------|--------|-----------|
| 11-30 | Abilene Christian   | ROOT   | 7 p.m.    |
| 12-3  | at Illinois State   | TBA    | 6 p.m.    |
| 12-7  | UTEP                | ROOT   | 7 p.m.    |
| 12-10 | at New Mexico State | ESPN3  | 7:30 p.m. |
| 12-17 | Arkansas-Pine Bluff | ROOT   | 6 p.m.    |
| 12-20 | at Arizona          | PAC-12 | 7 p.m.    |

|       |                     |         |           |
|-------|---------------------|---------|-----------|
| 12-28 | Fresno State*       | ESPNU/3 | TBA       |
| 1-1   | at San Diego State* | CBSSN   | 3 p.m.    |
| 1-4   | at Utah State*      | ESPN2/U | 9 p.m.    |
| 1-7   | Nevada*             | ESPN2/U | 9:15 p.m. |
| 1-10  | UNLV*               | ESPNU/3 | TBA       |
| 1-14  | at Colorado State*  | ROOT    | 12 p.m.   |
| 1-17  | at Boise State*     | ESPNU/3 | 9 p.m.    |
| 1-21  | Wyoming*            | CBSSN   | 6 p.m.    |
| 1-24  | Utah State*         | ESPNU/3 | TBA       |
| 1-28  | at Nevada*          | CBSSN   | 2 p.m.    |
| 2-1   | at UNLV*            | CBSSN   | 9 p.m.    |
| 2-4   | San Jose State*     | ROOT    | 4 p.m.    |
| 2-8   | at Air Force*       | ROOT    | 7 p.m.    |
| 2-14  | Boise State*        | CBSSN   | 8 p.m.    |
| 2-18  | at Fresno State*    | CBSSN   | 4 p.m.    |
| 2-21  | Colorado State*     | CBSSN   | 8 p.m.    |
| 2-25  | at Wyoming*         | ESPN3   | 4 p.m.    |
| 3-4   | San Diego State*    | CBSSN   | 8 p.m.    |

### Mountain West Tournament

(Thomas & Mack Center - Las Vegas, Nev.)

|      |               |       |     |
|------|---------------|-------|-----|
| 3-8  | Opening Round | MWN   | TBA |
| 3-9  | Quarterfinals | CBSSN | TBA |
| 3-10 | Semifinals    | CBSSN | TBA |
| 3-11 | Championship  | CBS   | TBA |

**BOLD** Denotes Home Games

\*Denotes Mountain West Game

All times listed are Mountain Times

Game times are subject to change



## New Mexico

### Lobos

Record: 0-0 (0-0 MW)  
Conference: Mountain West  
Head Coach: Craig Neal (4th Season)  
Record at UNM: 59-38  
Career Record: 59-38



## Eastern New Mexico

### Greyhounds

Record: 0-0 (0-0 LSC)  
Conference: Lone Star Conference  
Head Coach: Tres Segler  
Record at WNMU: 0-0 (1st Season)  
Career Record: 0-0

## Media Information

Tip-Off: 7:05 p.m. (MST)

TV: N/A

Radio: 770 AM Kkob  
Rob Portnoy (Play-By-Play)  
Hunter Greene (Analyst)

Stats: Live stats available  
through Lobos.Statbroadcast.  
com

## ABOUT THE MATCH-UP

- The Lobos take to Bob King Court for their second exhibition of the 2016-17 season, matching up against Eastern New Mexico. The Lobos are now 71-6 in exhibition contests and are 4-0 against the Greyhounds in exhibition play with wins in the 2004-05, 2007-08, 2010-11 and 2013-14 seasons.
- The history between the Lobos and the Greyhounds goes back to the 1941-42 season. The two teams first met on Dec. 19, 1941. UNM and ENMU's last regular season match-up was in 2000. The Greyhounds have one win against the Lobos in 16 regular season games, coming on Dec. 2, 1991.
- The last time the Lobos faced the Greyhounds was in Craig Neal's first season as head coach of the Lobos. They topped ENMU 87-68.
- The previous three times the Lobos have faced the Greyhounds in exhibition games, they have come out with strong offensive performances, scoring 99, 94 and 80 points, averaging 90.0 points per game.
- The Greyhounds are led by first-year head coach Tres Segler. Segler became head coach of the Greyhounds on April 13, 2016. He is the 13th head coach for ENMU after serving as the top Midwestern State assistant coach since 2012. Having won the LSC Championship three times, as an assistant he helped the Mustangs reach the NCAA II South Central Regionals six times as well as three appearances in the NCAA II Championships. The Mustangs made it to the Elite Eight twice in those years.
- The Eastern New Mexico Greyhounds are coming off a 2015-16 season that saw them finish 6-20 overall and 2-11 in the Lone Star Conference. ENMU is picked to finish eighth in the preseason poll. The Greyhounds have five New Mexicans on their roster.

## NEW MEXICO RETURNERS (10)

| Pos. | No. | Name           | PPG  | RPG | APG  | MISC.            |
|------|-----|----------------|------|-----|------|------------------|
| G    | 3   | Jordan Hunter  | 2.3  | 0.9 | 1.11 | 28 games last yr |
| G    | 4   | Elijah Brown   | 21.7 | 5.5 | 3.13 | 85.1% FT last yr |
| C    | 11  | Obij Agat      | 6.6  | 5.7 | 0.34 | 64% FG last yr   |
| G/F  | 14  | Dane Kuiper    | 1.5  | 1.0 | 0.80 | 25 games last yr |
| G/F  | 20  | Sam Logwood    | 6.3  | 4.1 | 1.81 | 2-yr starter     |
| G    | 21  | Xavier Adams   | 4.6  | 2.6 | 1.00 | 49% FG last yr   |
| F    | 23  | Joe Furstinger | 1.6  | 1.9 | 0.45 | 29 games last yr |
| G    | 30  | Adam Cumber    | 0.0  | 0.0 | 0.00 | 2 games last yr  |
| G    | 31  | Anthony Mathis | 2.3  | 0.5 | 0.35 | 25 games last yr |
| F    | 32  | Tim Williams   | 16.8 | 7.4 | 1.03 | 60.4% FG last yr |

## AVAILABLE NEWCOMERS (5)

| Pos. | No. | Name              | PPG | RPG | APG | PREV.             |
|------|-----|-------------------|-----|-----|-----|-------------------|
| G/F  | 1   | Aher Uguak        | 0.0 | 0.0 | 0.0 | Henry Ainley HS   |
| G    | 5   | Jalen Harris      | 0.0 | 0.0 | 0.0 | Word of God       |
| F    | 22  | Holt Shelley      | 0.0 | 0.0 | 0.0 | Cliff HS          |
| G/F  | 24  | Damien Jefferson  | 0.0 | 0.0 | 0.0 | East Chicago HS   |
| F    | 55  | Connor MacDougall | 0.0 | 0.0 | 0.0 | South Mountain CC |

# By the Numbers

## 2015-16 Final Statistics

| Statistic          | All Games | MW Games |
|--------------------|-----------|----------|
| Scoring:           | 76.0      | 76.3     |
| Scoring Defense:   | 73.4      | 74.2     |
| Scoring Margin:    | 2.6       | 2.1      |
| Field Goal %:      | 46.5%     | 46.8%    |
| Def. Field Goal %: | 42.1%     | 41.7%    |
| 3-Point FG %:      | 36.3%     | 36.6%    |
| Def. 3-Point FG %: | 32.5%     | 31.8%    |
| Free Throw %:      | 73.8%     | 74.4%    |
| Rebounding:        | 36.7      | 37.1     |
| Reb. Margin:       | 3.8       | 4.4      |
| Assists:           | 14.4      | 14.1     |
| Turnover Margin:   | -3.0      | -4.2     |
| Asst/TO Ratio:     | 0.9       | 0.9      |
| Steals:            | 5.6       | 5.6      |
| Blocks:            | 4.1       | 4.1      |

## Returning vs. Lost

### Team Totals Returning From Last Year

|                 | Returning     | Lost          |
|-----------------|---------------|---------------|
| Minutes:        | 5,022 (78.1%) | 1,303 (20.2%) |
| Scoring:        | 1,996 (82.1%) | 436 (19.0%)   |
| Rebounding:     | 928 (79.0%)   | 140 (12.0%)   |
| Assists:        | 307 (66.6%)   | 154 (33.4%)   |
| Steals:         | 143 (82.2%)   | 37 (20.5%)    |
| Blocks:         | 129 (99.2%)   | 1 (0.7%)      |
| Free Throws:    | 480 (83.0%)   | 98 (16.9%)    |
| Three Pointers: | 138 (70.4%)   | 58 (29.5%)    |

## KenPom.com

### New Mexico in 2015-16

| Category            | Offense   | Defense   | D-I Avg |
|---------------------|-----------|-----------|---------|
| Adj. Efficiency     | 106.6 121 | 103.9 168 | 103.6   |
| Adj. Tempo          | 71.5 61   |           | 69.0    |
| Avg. Poss. Length   | 16.5 88   | 16.8 71   | 17.3    |
| <b>Four Factors</b> |           |           |         |
| Effective FG%:      | 52.0 73   | 48.5 101  | 49.9    |
| Turnover %:         | 21.0 325  | 17.0 252  | 18.1    |
| Off. Reb. %:        | 30.5 146  | 28.6 118  | 29.8    |
| FTA/FGA:            | 43.9 17   | 37.1 176  | 36.6    |

### Miscellaneous Components

|         |          |          |      |
|---------|----------|----------|------|
| 3P%:    | 36.3 97  | 32.5 60  | 34.7 |
| 2P%:    | 51.0 81  | 48.4 148 | 48.7 |
| FT%:    | 73.8 44  | 68.5 95  | 70.0 |
| Block%: | 10.5 277 | 11.2 70  | 9.2  |
| Steal%: | 10.7 332 | 7.8 253  | 8.6  |

### Style Components

|                        |           |          |      |
|------------------------|-----------|----------|------|
| 3PA/FGA:               | 30.3 284  | 39.7 308 | 35.4 |
| A/FGM:                 | 55.7 88   | 56.0 270 | 52.4 |
| Defensive Fingerprint: | Some Zone |          |      |

### Point Distribution (% of total points)

|              |          |          |      |
|--------------|----------|----------|------|
| 3-Pointers:  | 24.2 301 | 31.6 85  | 29.4 |
| 2-Pointers:  | 52.1 115 | 47.7 272 | 50.2 |
| Free Throws: | 23.8 28  | 20.7 167 | 20.4 |

### Strength of Schedule

|                 |           |          |       |
|-----------------|-----------|----------|-------|
| Components:     | 103.3 195 | 102.2 95 | 103.6 |
| Overall:        | .5288 124 |          | .5000 |
| Non-conference: | .5036 173 |          | .5000 |

### Personnel

|                     |              |  |       |
|---------------------|--------------|--|-------|
| Bench Minutes:      | 27.6% 288    |  | 33.0% |
| Experience:         | 1.26 yrs 302 |  | 1.70  |
| Minutes Continuity: | 37.1% 276    |  | 49.3% |
| Average Height:     | 78.3" 18     |  | 76.8" |

# New Mexico Game Notes

## LOBOS DOMINATE MUSTANGS IN FIRST EXHIBITION

The Lobos started off exhibition play on a strong note with a dominating performance against Western New Mexico, defeating the Mustangs 113-57 Wednesday night in WisePies Arena - The Pit. The Lobos shot 51.9 percent (41-for-79) from the field, 36.4 percent (8-for-22) from 3-point range and 69.7 percent (23-for-33) from the foul line. Overall, the Lobos only had nine turnovers for the game and forced the Mustangs to 21 turnovers. The Lobo defense stepped up and held the Mustangs to 30.9 percent (17-for-55) from the field and 17.4 percent (4-for-23) from the three.

## NEWCOMERS SHINE

In the Lobos exhibition opener, freshman Damien Jefferson led the Lobos with 16 points, shooting 5-for-12 from the field, 1-for-5 from the three and 5-for-8 from the foul line. Redshirt sophomore Connor MacDougall also made an impact in his first game as a Lobo. He picked up 12 points to go along with four rebounds. He was 6-for-8 from the free throw line. Freshman Jalen Harris tallied four points, four assists and three steals while Aher Uguak tallied five points and two assists.

## DOUBLE-DIGIT SCORING

In the exhibition opener, the Lobos had five players in double-digits. Along with Jefferson and MacDougall, seniors Obij Aget and Tim Williams had 14 and 13 points, respectively. Sophomore guard Jordan Hunter also put together 12 points, shooting perfect from the three (4-for-4).

## WHAT WE HAVE RETURNING

After having the youngest team in the Mountain West and one of the youngest in the NCAA last year, the Lobos return 10 players, including two All-Mountain West players in Elijah Brown and Tim Williams. Those two are the only two returners in the Mountain West that averaged 16 or more points last season, and it is the first time in Lobo history that two All-MW First Teamers have returned. Along with Brown and Williams, the Lobos return two more starters in Sam Logwood and Obij Aget. Aget and Williams are the two seniors on the squad. Despite the young team, Lobos finished fourth in the league standings.

## A LOOK AT WHAT'S NEW

The Lobos have added in four new scholarship players, including NJCAA All-American transfer Connor MacDougall. Freshmen Jalen Harris, Damien Jefferson and Aher Uguak will be vital additions to the squad this season. The Lobos also added local New Mexico walk-on Holt Shelley.

## LOBOS PICKED TO FINISH THIRD

The Mountain West Preseason Poll was announced at Media Day in Las Vegas, Nevada on Oct. 12. The Lobos are picked to finish third, receiving three first place votes. San Diego State is predicted to finish at the top, earning 23 first place votes. Fresno State, who is picked to finish behind the Lobos, picked up the only other first place vote. Nevada, who took down the Lobos in the quarterfinals last year of the Mountain West tournament, is slated to finish second.

## BROWN, WILLIAMS EARN PRESEASON MW HONORS

Along with the Lobos being picked to finish third, Elijah Brown was named Mountain West Preseason Player of the Year by the media. Brown was named to the All-Mountain West team along with teammate Tim Williams. This is the first year in Lobo history that the Lobos return two First Team All-Mountain West selections.

## LOBOS ON TV

The 2016-17 schedule includes many national and regional broadcasts of New Mexico basketball. The Lobos had 24 of its 30 regular season games picked up through the Mountain West's package. 16 of those games will be broadcasted by ROOT Sports or CBS Sports Network. In addition to those 16 games, there will be many that will be broadcasted by the ESPN family of Networks, including the Wooden Legacy Classic. The road game with Arizona will be on the Pac-12 Network. Road games at Illinois State, and New Mexico State will most likely be televised nationally, giving the Lobos all 30 games being nationally televised. Those two schools have yet to announce the broadcast.

## BROWN SELECTED ON 2017 JERRY WEST AWARD WATCH LIST

Redshirt junior guard Brown has been named as one of 20 finalists for the 2017 Jerry West Shooting Guard of the Year Award Preseason Watch List, as announced by

# New Mexico Game Notes

the Naismith Memorial Basketball Hall of Fame on Oct. 20. By mid-February, the watch list of 20 players for the award will be narrowed down to 10. In March, five finalists will be presented to West and the Hall of Fame's selection committee. The winner of the 2017 Jerry West Shooting Guard of the Year award will be presented at the ESPN College Basketball Awards Show in Los Angeles, Calif. on April 7. Broadcast information will be released at a later date.

## BEST FANS IN THE MOUNTAIN WEST

With an average of 13,031 fans per game inside WisePies Arena last season, the Lobos finished 23rd in the nation and tops in the Mountain West Conference. Overall, the Lobos ranked second in the nation to BYU in average attendance for non-Power Five or Big East schools. Most importantly, the Lobos completed 50 straight years in the top-25 nationally in average attendance.

Since WisePies Arena was renovated before the 2010-11 season, the Lobos have seen massive support from its fans. On average, WisePies Arena was 85 percent full last season. That was a mark the program did not hit from 2002-2010, but have exceeded it every year since the renovation.

## 50TH ANNIVERSARY OF THE PIT

With The Pit being built in 1966, this season will mark the 50th anniversary of The Pit. The Lobos will be celebrating by taking on its first-ever opponent in The Pit, Abilene Christian on Nov. 30. The game is slated for 7 p.m. and will be broadcasted on ROOT Sports.

## BROWN ON THE SCORING LIST

At 694 points last season, Brown tied Cameron Bairstow on the all-time single season scoring list at fourth overall. He was just shy of becoming the fourth Lobo ever to score 700 points in a season. The record holder is Kenny Page in 1979-80 at 784 points. The other 700 point scorers were Ruben Douglas (783) in 2002-03 and Hunter Greene (740) in 1986-87.

## ROAD WARRIOR

In three seasons, head coach Craig Neal won 24 games away from Albuquerque. Prior to Coach Neal coming to New Mexico along with former head coach Steve Alford, no other coach in program history won 20 or more road and neutral games in their first three seasons. Alford holds the record at 27 road and neutral wins.

## NOVEMBER AT THE WOODEN LEGACY CLASSIC

The Lobos will be spending Thanksgiving at the Wooden Legacy Classic, matching up first against Virginia Tech. Along with Virginia Tech, who is receiving votes in the USA Today Coaches Preseason Poll, Texas A&M and Cal State Northridge are on the Lobos' side of the bracket. On the other side UCLA (ranked 20th in preseason poll), Dayton (receiving votes), Nebraska and Portland.

## AIR FORCE & SAN JOSE STATE ONCE

The 18-game MW schedule means the Lobos will face every conference opponent twice with the exception of two programs. New Mexico will only play Air Force (in Colorado Springs) and San Jose State (in The Pit) once.

## TIM WILLIAMS PASSING 1,500

With a game-high 17 points against Colorado State last season, Tim Williams crossed the 1,500 point milestone for his career. Prior to joining the Lobos, Tim Williams became the first sophomore ever to score 1,000 points in a career at Samford. Prior to this upcoming season, he sits at 1,557 points and can set realistic sights at blowing past the 2,000 point mark before his career is over.

During Mountain West play, Williams was the team's second leading scorer at 17.6 points per game. He shot 63 percent against league opponents, with a line of 119-for-189. He was the team's leading rebounder at 7.4 boards per game, an even two per game on the offensive end.

## MW'S BEST SHOOTING SQUAD

The Lobos finished last season with a team field goal percentage of 46.5

# USA Today Coaches Poll

(As of 10-20-2016)

| Place | School (1st Place Votes) |
|-------|--------------------------|
| 1st   | Duke (27)                |
| 2nd   | Kansas (1)               |
| 3rd   | Villanova (1)            |
| 4th   | Kentucky (2)             |
| 5th   | Oregon (1)               |
| 6th   | North Carolina           |
| 7th   | Virginia                 |
| 8th   | Xavier                   |
| 9th   | Michigan State           |
| 10th  | Wisconsin                |
| 11th  | Arizona                  |
| 12th  | Indiana                  |
| 13th  | Gonzaga                  |
| 14th  | Louisville               |
| 15th  | Purdue                   |
| 16th  | UConn                    |
| 17th  | Syracuse                 |
| 18th  | West Virginia            |
| 19th  | St. Mary's               |
| 20th  | UCLA                     |
| 21st  | Maryland                 |
| 22nd  | Texas                    |
| 23rd  | Craighton                |
| 24th  | Rhode Island             |
| 25th  | Cincinnati               |

**Others receiving votes:** Florida State 65; Iowa State 56; California 43; Miami (Fla.) 35; Dayton 34; Oklahoma 33; Seton Hall 24; Texas A&M 22; Notre Dame 18; San Diego State 17; Virginia Tech 16; Wichita State 15; Southern California 14; Butler 14; Ohio State 12; Florida 11; Clemson 11; Colorado 11; Michigan 10; Pittsburgh 7; Georgia 6; Virginia Commonwealth 6; Yale 6; Chattanooga 5; Washington 4; Nevada 3; Kansas State 3; Arkansas 2; Davidson 2; Valparaiso 2; Southern Methodist 1; Utah 1

## MW Standings

| Place | School            | MW  | Overall |
|-------|-------------------|-----|---------|
| 1st   | Air Force         | 0-0 | 0-0     |
| 1st   | Boise State       | 0-0 | 0-0     |
| 1st   | Colorado State    | 0-0 | 0-0     |
| 1st   | Fresno State      | 0-0 | 0-0     |
| 1st   | Nevada            | 0-0 | 0-0     |
| 1st   | <b>New Mexico</b> | 0-0 | 0-0     |
| 1st   | San Diego State   | 0-0 | 0-0     |
| 1st   | San Jose State    | 0-0 | 0-0     |
| 1st   | UNLV              | 0-0 | 0-0     |
| 1st   | Utah State        | 0-0 | 0-0     |
| 1st   | Wyoming           | 0-0 | 0-0     |

## MW Preseason POLL

| Place | School (1st Place Votes) | Points |
|-------|--------------------------|--------|
| 1st   | San Diego State (23)     | 293    |
| 2nd   | Nevada                   | 253    |
| 3rd   | New Mexico (3)           | 249    |
| 4th   | Fresno State (1)         | 200    |
| 5th   | Boise State              | 164    |
| 6th   | Utah State               | 153    |
| 7th   | Colorado State           | 146    |
| 8th   | UNLV                     | 120    |
| 9th   | Air Force                | 90     |
| 10th  | Wyoming                  | 73     |
| 11th  | San Jose State           | 41     |



# Head-To-Head History

| Date     | Location       | Winner            | Score  |
|----------|----------------|-------------------|--------|
| 12-19-41 | Portales, N.M. | New Mexico        | 51-40  |
| 1-18-45  | Albuquerque    | New Mexico        | 66-25  |
| 2-9-45   | Portales, N.M. | New Mexico        | 53-50  |
| 12-2-47  | Albuquerque    | New Mexico        | 57-24  |
| 12-19-47 | Portales, N.M. | New Mexico        | 59-37  |
| 12-3-49  | Albuquerque    | New Mexico        | 54-32  |
| 2-12-54  | Albuquerque    | New Mexico        | 72-50  |
| 2-13-54  | Albuquerque    | New Mexico        | 102-58 |
| 12-3-54  | Portales, N.M. | New Mexico        | 76-54  |
| 12-4-54  | Portales, N.M. | New Mexico        | 88-66  |
| 1-18-77  | Albuquerque    | New Mexico        | 110-70 |
| 12-19-83 | Albuquerque    | New Mexico        | 57-51  |
| 2-22-89  | Albuquerque    | New Mexico        | 100-67 |
| 12-2-91  | Albuquerque    | Easter New Mexico | 81-76  |
| 12-6-94  | Albuquerque    | New Mexico        | 110-49 |
| 11-29-00 | Albuquerque    | New Mexico        | 90-50  |
| 11-1-04  | Albuquerque    | New Mexico*       | 99-67  |
| 11-2-07  | Albuquerque    | New Mexico*       | 94-50  |
| 11-3-10  | Albuquerque    | New Mexico*       | 80-58  |
| 11-2-13  | Albuquerque    | New Mexico*       | 87-68  |

\*Indicates games played as exhibitions

*New Mexico leads regular season all-time series 15-1*  
*When played as an exhibition: UNM leads the series 4-0*

## The Pit in the MW ERA

| Year    | Avg. Attendance (NCAA Rank) | MW Rank |
|---------|-----------------------------|---------|
| 1999-00 | 16,443 (8th)                | 1st     |
| 2000-01 | 16,418 (8th)                | 1st     |
| 2001-02 | 16,426 (7th)                | 1st     |
| 2002-03 | 15,186 (12th)               | 1st     |
| 2003-04 | 14,679 (15th)               | 2nd     |
| 2004-05 | 14,309 (14th)               | 1st     |
| 2005-06 | 13,387 (21st)               | 1st     |
| 2006-07 | 12,853 (23rd)               | 1st     |
| 2007-08 | 14,361 (18th)               | 1st     |
| 2008-09 | 13,994 (17th)               | 1st     |
| 2009-10 | 13,595 (22nd)               | 2nd     |
| 2010-11 | 14,570 (16th)               | 2nd     |
| 2011-12 | 14,455 (16th)               | 2nd     |
| 2012-13 | 15,022 (16th)               | 2nd     |
| 2013-14 | 15,212 (16th)               | 1st     |
| 2014-15 | 14,571 (18th)               | 1st     |
| 2015-16 | 13,031 (23rd)               | 1st     |

\*The \$60 million dollar renovation to The Pit added a suite level and lowered the maximum capacity from 18,018 to 15,411 starting with the 2010-11 season.

## Lobos in the NBA

| NBA Team         | Name (Years as a Lobo) |
|------------------|------------------------|
| Milwaukee Bucks: | Tony Snell (2010-13)   |

## NEW MEXICO GAME NOTES

percent. They shot 36 percent from 3-point range and 73.8 percent from the free throw line. During Mountain West play, the Lobos led all teams with a league shooting mark of 46.8 percent, leading second-place Utah State at 45.2 percent. They were the only two teams in the league to shoot 45 percent or better in MW play. The Lobos also led in MW play in free throw percentage at 74.4 percent.

### LOBOS IN THE PROS

Tony Snell is the only former Lobo player that is currently playing in the NBA. Snell, who was drafted by the Bulls in 2013, is now playing for the Milwaukee Bucks. He made his first start for the Bucks on Oct. 29, scoring six points, shooting 3-for-7 from the field.

### ACADEMIC YEAR FOR THE LOBOS

#### LOBOS EARN NABC TEAM EXCELLENCE AWARD

Over the summer, the NABC recognizes outstanding academic achievement by a team with a cumulative grade point average (GPA) of 3.0 or better for the 2015-16 season. The Lobos finished the 2015-16 season with a program record 3.03 GPA for the academic year.

The honor places the Lobos in an elite class academically. There are the first Mountain West team to ever receive this honor, now in its fourth year of existence. This year, the NABC recognized 119 collegiate teams across all divisions of the NCAA and NAIA. Of those teams, New Mexico was one of just 25 NCAA Division I Institutions to be honored.

#### FOUR LOBOS NAMED ON NABC HONORS COURT

Another NABC academic achievement came for the Lobos over the summer as they earned four on the NABC Honors Court. The Lobos had four academic seniors recognized for their GPA of 3.2 or higher. Only five teams in the league had student-athletes named to the Honors Court, with New Mexico holding twice as many honorees as any other MW team. The Lobos were also one of just 63 teams, across all NCAA and NAIA divisions in the country, to have four or more honorees.

#### LOBOS ON ACADEMIC ALL-MW LIST

The Lobos once again stood out from the pack in the Mountain West academically, with a league-leading five players selected as Academic All-Mountain West. Dane Kuiper, Anthony Mathis, Cullen Neal, Devon Williams and Tim Williams all earned the honor. Head coach Craig Neal has now led the MW in Academic All-Mountain West honorees in all three seasons as head coach. To be eligible for selection, student-athletes must have completed at least one academic term at the member institution while maintaining a cumulative grade point average of 3.0 or better.

#### LOBOS ARE SMART

In the fall semester of 2015, the Lobos set a new program record for team semester GPA at 3.15. That GPA record beats the previous record, also set by a Craig Neal team in the fall of 2014. Under Neal, Lobo basketball has had five straight semesters of at least a 2.7 grade point average, the only such streak in men's basketball history at UNM. The team's 0.39 grade point average jump from the previous semester led the department. Overall, the department has now had 15 straight semesters of a 3.0 GPA or better.

# The 2016-17 New Mexico Lobos

| No. | Name              | Pos | Height | Weight | Year  | Previous School               | Hometown                       |
|-----|-------------------|-----|--------|--------|-------|-------------------------------|--------------------------------|
| 1   | Aher Uguak        | G/F | 6-7    | 206    | Fr.   | Henry Ainley HS               | Edmonton, Canada               |
| 3   | Jordan Hunter     | G   | 5-11   | 180    | So.   | Ozen HS                       | Beaumont, Texas                |
| 4   | Elijah Brown      | G   | 6-4    | 200    | R-Jr. | Butler University             | Orange County, Calif.          |
| 5   | Jalen Harris      | G   | 6-2    | 156    | Fr.   | Word of God Christian Academy | Wilson, N.C.                   |
| 11  | Obij Aget         | C   | 7-1    | 220    | Sr.   | La Lumiere HS (Ind.)          | Juba, South Sudan              |
| 14  | Dane Kuiper       | G/F | 6-7    | 200    | So.   | Corona del Sol HS (Ariz.)     | Wasilla, Alaska                |
| 20  | Sam Logwood       | G/F | 6-7    | 210    | Jr.   | La Lumiere HS (Ind.)          | Indianapolis, Ind.             |
| 21  | Xavier Adams      | G   | 6-4    | 205    | Jr.   | Edwards S. Marcus HS          | Flower Mound, Texas            |
| 22  | Holt Shelley*     | F   | 6-9    | 221    | Fr.   | Cliff HS                      | Cliff, N.M.                    |
| 23  | Joe Furstinger    | F   | 6-9    | 215    | Jr.   | Santa Margarita Catholic HS   | Rancho Santa Margarita, Calif. |
| 24  | Damien Jefferson  | G/F | 6-5    | 190    | Fr.   | East Chicago Central HS       | East Chicago, Ind.             |
| 30  | Adam Cumber*      | G   | 6-2    | 185    | R-So. | Sandia HS                     | Albuquerque, M.M.              |
| 31  | Anthony Mathis    | G   | 6-2    | 170    | So.   | West Linn HS                  | West Linn, Ore.                |
| 32  | Tim Williams      | F   | 6-8    | 240    | R-Sr. | Samford University            | Flossmoor, Ill.                |
| 55  | Connor MacDougall | F   | 6-9    | 235    | R-So. | South Mountain CC             | Tempe, Ariz.                   |

\* Indicates a walk-on

**Head Coach:** Craig Neal (4th Season -- Georgia Tech '88)

**Associate Head Coach:** Chris Harriman

**Assistant Coaches:** Alan Huss and Terrence Rencher

**Acting Director of Operations:** Ryan Berryman

**Athletic Trainer:** Corey DeBarbrie

**Video Coordinator:** Ben Sanders

**Strength and Conditioning Coach:** Glenn Cain

## By Class

(16 Total)

**Seniors: (2)**

**Juniors: (4)**

**Sophomores: (5)**

**Freshmen: (4)**

## By Position

(16 Total)

**Centers: (1)**

**Forwards: (4)**

**Guard/Forwards: (3)**

**Guards: (6)**

## By Height

**7'1"**

Obij Aget

**6'9"**

Joe Furstinger

Connor MacDougall

Holt Shelley

**6'8"**

Tim Williams

**6'7"**

Sam Logwood

Dane Kuiper

Aher Uguak

**6'5"**

Damien Jefferson

**6'4"**

Xavier Adams

Elijah Brown

**6'2"**

Jalen Harris

Anthony Mathis

Adam Cumber

**5'11"**

Jordan Hunter

## Alphabetical Roster

| No. | Name              | Pos | Height | Weight | Year         |
|-----|-------------------|-----|--------|--------|--------------|
| 21  | Xavier Adams      | G   | 6-4    | 205    | Junior       |
| 11  | Obij Aget         | C   | 7-1    | 220    | Senior       |
| 4   | Elijah Brown      | G   | 6-4    | 200    | RS-Junior    |
| 30  | Adam Cumber       | G   | 6-2    | 185    | RS-Sophomore |
| 23  | Joe Furstinger    | F   | 6-9    | 215    | Junior       |
| 5   | Jalen Harris      | G   | 6-2    | 156    | Freshman     |
| 3   | Jordan Hunter     | G   | 5-11   | 180    | Sophomore    |
| 24  | Damien Jefferson  | G/F | 6-5    | 190    | Freshman     |
| 14  | Dane Kuiper       | G/F | 6-7    | 200    | Sophomore    |
| 20  | Sam Logwood       | G/F | 6-7    | 210    | Junior       |
| 55  | Connor MacDougall | F   | 6-9    | 235    | RS-Sophomore |
| 31  | Anthony Mathis    | G   | 6-2    | 170    | Sophomore    |
| 22  | Holt Shelley      | F   | 6-9    | 221    | Freshman     |
| 1   | Aher Uguak        | G/F | 6-7    | 206    | Freshman     |
| 32  | Tim Williams      | F   | 6-8    | 240    | RS-Senior    |

## Pronunciations

| Name           | Pronunciation    |
|----------------|------------------|
| Obij Aget      | O-BOTCH Ah-Jet   |
| Joe Furstinger | Joe FUR-Sting-er |
| Jalen Harris   | JAY-len          |
| Dane Kuiper    | KI-pur           |
| Aher Uguak     | Uh-here OO-guac  |

# Head Coach Craig Neal



**Craig Neal**  
Head Coach - 4th Season  
(2016-17) 0-0 (Career) 59-38 (.608)

## **NOTEWORTHY:**

- Earned the nickname "Noodles" for wiry build as a high school player
- Spent nine seasons as a member of Steve Alford's staffs at Iowa and New Mexico
- Coached under NBA legend Lenny Wilkens for three seasons with the Raptors
- Spent nearly a decade as a NBA assistant coach and scout with Toronto
- Avid golfer and motorcycle enthusiast

## **PLAYING EXPERIENCE**

- 1988-95 - NBA and CBA Career
  - \*Drafted by Portland in the 1988 NBA Draft
  - \*Played for Blazers, Heat and Nuggets
  - \*Fort Wayne Fury Player and Coach in 1994-95
- 1984-88 - Georgia Tech
  - \*Played for Bobby Cremins
  - \*Member of Elite Eight and Sweet 16 teams
  - \*Graduated with career assist record (659)
- 1980-83 - Washington High School (Washington, Ind.)
  - \*All-American & member of Indiana All-Star Team
  - \*Coached by his father, Stan Neal
  - \*Played against Steve Alford

## **COACHING EXPERIENCE**

### **Head Coach:**

2013-Present - New Mexico (59-38)

### **Associate Head Coach:**

2007-13 - New Mexico (NCAA)

### **Assistant Coach:**

2004-07 - Iowa (NCAA)

2000-03 - Toronto Raptors (NBA)

## **THE INFAMOUS CHERRY BLAZER**

The cherry blazer has become a symbol with New Mexico basketball. Given to coaches at their introductory press conferences, it makes appearances throughout the season at crucial games.

- Craig Neal is 8-3 when wearing the cherry blazer
  - Nov. 9, 2013 vs. Alabama A&M (W, 88-52)
  - Jan. 21, 2014 vs. Boise State (W, 84-75)
  - Feb. 22, 2014 vs. #6 San Diego State (W, 58-44)
  - Mar. 5, 2014 vs. Air Force (W, 80-52)
- 
- Nov. 14, 2014 vs. Idaho State (W, 79-55)
- Jan. 3, 2015 vs. #24 Colorado State (W, 66-53)
- Feb. 17, 2015 vs. #25 San Diego State (L, 46-63)
- March 7, 2015 vs. Wyoming (W, 52-49)
- 
- Nov. 13, 2015 vs. Texas Southern (W, 86-57)
- Feb. 27, 2016 vs. Fresno State (L, 92-82)
- March 1, 2016 vs San Diego State (L, 83-56)

## **THE NEAL ERA AT NEW MEXICO**

- Became first-ever rookie Lobo head coach to lead New Mexico to a NCAA Tournament appearance
- Led UNM to the 2014 Mountain West Tournament championship, which made New Mexico the first program in MW history to win three-straight conference tournaments
- Guided four Lobos to All-Mountain West honors in 2013-14, which included first team selections Cam Bairstow and Kendall Williams. Williams and Alex Kirk were MW All-Defensive Team selections as well. Kirk also was named to third team while Hugh Greenwood was honorable mention
- The 27 wins in 2013-14 mark the most wins by a rookie coach in Lobo history. It is the tied for the fifth most wins by a first-year Division I head coach since 2000
- Signed a new contract in July of 2014 to stay at New Mexico through 2020
- Became the second-fastest coach in program history to 40 wins (53 games)
- In 2014-15 Hugh Greenwood was named All-MW Third Team and became the second guard in Lobo history to finish career with 1,000 points and 600 rebounds.
- Was named a finalist for a pair of national coaching honors: the Joe B. Hall Award as the nation's top rookie coach, and the Jim Phelan Award for national coach of the year
- Led the MW again with six academic all-conference selections in 2015-16. He has had 19 honorees in his three seasons
- Had five players sign professional contracts; Kendall Williams (Italy), Cam Bairstow (NBA), Alex Kirk (NBA), Hugh Greenwood (Perth) and Deshawn Delaney (Poland)
- Has had 6 straight semesters of at least a 2.7 team GPA. Earned NABC Team Excellence Award in Summer of 2016 for cumulative GPA of 3.03, first MW team to earn the honor
- Guided two First Team All-Mountain West & NABC All-District selections in 2015-16 in Elijah Brown and Tim Williams
- Had highest GPA in program history in Fall of 2015 with a 3.15 GPA
- Landed four players on the NABC Honors Court
- One of two coaches in Lobo history to win more than 20 games over their first three seasons. Neal's total is 24.

# 2015-16 Season Stats

Overall record: 17-15 Conf: 10-8 Home: 12-4 Away: 5-7 Neutral: 0-4

| #              | Player           | gp-gs | min  | avg  | Total    |       | 3-Point |       | F-Throw |       | Rebounds |     |      |      | pf  | dq | a   | to  | blk | stl | pts  | avg  |
|----------------|------------------|-------|------|------|----------|-------|---------|-------|---------|-------|----------|-----|------|------|-----|----|-----|-----|-----|-----|------|------|
|                |                  |       |      |      | fg-fga   | fg%   | 3fg-fga | 3fg%  | ft-fa   | ft%   | off      | def | tot  | avg  |     |    |     |     |     |     |      |      |
| 04             | BROWN, Elijah    | 32-29 | 1078 | 33.7 | 194-453  | .428  | 89-226  | .394  | 217-255 | .851  | 22       | 154 | 176  | 5.5  | 64  | 0  | 100 | 109 | 2   | 35  | 694  | 21.7 |
| 32             | WILLIAMS, Tim    | 32-32 | 1078 | 33.7 | 215-356  | .604  | 0-0     | .000  | 109-163 | .669  | 65       | 172 | 237  | 7.4  | 67  | 1  | 33  | 48  | 39  | 19  | 539  | 16.8 |
| 01             | NEAL, Cullen     | 31-31 | 937  | 30.2 | 120-343  | .350  | 53-162  | .327  | 87-117  | .744  | 11       | 75  | 86   | 2.8  | 90  | 5  | 114 | 101 | 0   | 25  | 380  | 12.3 |
| 11             | AGET, Obij       | 32-32 | 724  | 22.6 | 89-139   | .640  | 0-0     | .000  | 34-48   | .708  | 67       | 115 | 182  | 5.7  | 98  | 3  | 11  | 44  | 38  | 7   | 212  | 6.6  |
| 20             | LOGWOOD, Sam     | 32-32 | 836  | 26.1 | 75-171   | .439  | 17-43   | .395  | 35-60   | .583  | 37       | 93  | 130  | 4.1  | 78  | 2  | 58  | 49  | 14  | 24  | 202  | 6.3  |
| 21             | ADAMS, Xavier    | 32-3  | 446  | 13.9 | 50-102   | .490  | 4-24    | .167  | 42-63   | .667  | 33       | 49  | 82   | 2.6  | 88  | 1  | 32  | 34  | 8   | 16  | 146  | 4.6  |
| 31             | MATHIS, Anthony  | 25-0  | 164  | 6.6  | 17-44    | .386  | 12-34   | .353  | 11-12   | .917  | 2        | 11  | 13   | 0.5  | 25  | 0  | 9   | 12  | 0   | 7   | 57   | 2.3  |
| 03             | HUNTER, Jordan   | 28-1  | 253  | 9.0  | 23-53    | .434  | 10-24   | .417  | 7-10    | .700  | 3        | 23  | 26   | 0.9  | 22  | 0  | 31  | 26  | 1   | 14  | 63   | 2.3  |
| 12             | WILLIAMS, Devon  | 2-0   | 28   | 14.0 | 0-1      | .000  | 0-0     | .000  | 4-6     | .667  | 0        | 3   | 3    | 1.5  | 4   | 0  | 0   | 1   | 0   | 1   | 4    | 2.0  |
| 33             | SCEKIC, Nikola   | 10-0  | 75   | 7.5  | 8-15     | .533  | 0-0     | .000  | 1-1     | 1.000 | 3        | 5   | 8    | 0.8  | 15  | 0  | 1   | 7   | 0   | 1   | 17   | 1.7  |
| 23             | FURSTINGER, Joe  | 29-0  | 334  | 11.5 | 14-43    | .326  | 0-1     | .000  | 18-29   | .621  | 15       | 41  | 56   | 1.9  | 55  | 0  | 13  | 16  | 19  | 15  | 46   | 1.6  |
| 14             | KUIPER, Dane     | 25-0  | 207  | 8.3  | 12-37    | .324  | 6-18    | .333  | 7-9     | .778  | 3        | 23  | 26   | 1.0  | 22  | 1  | 20  | 9   | 8   | 6   | 37   | 1.5  |
| 25             | JACOBS, Tim      | 26-0  | 251  | 9.7  | 9-19     | .474  | 4-5     | .800  | 6-9     | .667  | 3        | 37  | 40   | 1.5  | 28  | 0  | 39  | 18  | 1   | 10  | 28   | 1.1  |
| 22             | JOY, Connor      | 3-0   | 4    | 1.3  | 1-1      | 1.000 | 1-1     | 1.000 | 0-0     | .000  | 0        | 0   | 0    | 0.0  | 1   | 0  | 0   | 2   | 0   | 0   | 3    | 1.0  |
| 34             | NESBITT, Michael | 5-0   | 8    | 1.6  | 2-4      | .500  | 0-1     | .000  | 0-1     | .000  | 2        | 1   | 3    | 0.6  | 0   | 0  | 0   | 0   | 0   | 0   | 4    | 0.8  |
| 30             | CUMBER, Adam     | 2-0   | 2    | 1.0  | 0-1      | .000  | 0-1     | .000  | 0-0     | .000  | 0        | 0   | 0    | 0.0  | 0   | 0  | 0   | 0   | 0   | 0   | 0    | 0.0  |
| Team           |                  |       |      |      |          |       |         |       |         |       | 44       | 61  | 105  |      | 2   |    |     | 13  |     |     |      |      |
| Total.....     |                  | 32    | 6425 |      | 829-1782 | .465  | 196-540 | .363  | 578-783 | .738  | 310      | 863 | 1173 | 36.7 | 659 | 13 | 461 | 489 | 130 | 180 | 2432 | 76.0 |
| Opponents..... |                  | 32    | 6425 |      | 807-1919 | .421  | 247-761 | .325  | 487-711 | .685  | 345      | 708 | 1053 | 32.9 | 680 | -  | 453 | 393 | 130 | 249 | 2348 | 73.4 |

| TEAM STATISTICS        | NM       | OPP      |
|------------------------|----------|----------|
| SCORING                | 2432     | 2348     |
| Points per game        | 76.0     | 73.4     |
| Scoring margin         | +2.6     | -        |
| FIELD GOALS-ATT        | 829-1782 | 807-1919 |
| Field goal pct         | .465     | .421     |
| 3 POINT FG-ATT         | 196-540  | 247-761  |
| 3-point FG pct         | .363     | .325     |
| 3-pt FG made per game  | 6.1      | 7.7      |
| FREE THROWS-ATT        | 578-783  | 487-711  |
| Free throw pct         | .738     | .685     |
| F-Throws made per game | 18.1     | 15.2     |
| REBOUNDS               | 1173     | 1053     |
| Rebounds per game      | 36.7     | 32.9     |
| Rebounding margin      | +3.8     | -        |
| ASSISTS                | 461      | 453      |
| Assists per game       | 14.4     | 14.2     |
| TURNOVERS              | 489      | 393      |
| Turnovers per game     | 15.3     | 12.3     |
| Turnover margin        | -3.0     | -        |
| Assist/turnover ratio  | 0.9      | 1.2      |
| STEALS                 | 180      | 249      |
| Steals per game        | 5.6      | 7.8      |
| BLOCKS                 | 130      | 130      |
| Blocks per game        | 4.1      | 4.1      |
| ATTENDANCE             | 208492   | 94855    |
| Home games-Avg/Game    | 16-13031 | 12-7215  |
| Neutral site-Avg/Game  | -        | 4-2070   |

| Score by Periods | 1st  | 2nd  | OT | Totals |
|------------------|------|------|----|--------|
| New Mexico       | 1202 | 1225 | 5  | 2432   |
| Opponents        | 1075 | 1261 | 12 | 2348   |

| Date       | Opponent            |     | Score | Att.  |
|------------|---------------------|-----|-------|-------|
| 11/13/15   | TEXAS SOUTHERN      | w   | 86-57 | 12269 |
| 11/15/15   | at New Mexico State | w   | 83-74 | 6796  |
| 11/18/15   | LOYOLA-CHICAGO      | w   | 75-51 | 11951 |
| 11/21/15   | at USC              | L   | 82-90 | 2943  |
| 11/25/15   | NICHOLLS STATE      | w   | 75-63 | 12383 |
| 12/1/15    | ORAL ROBERTS        | w   | 91-75 | 11585 |
| 12/05/15   | at Purdue           | L   | 58-70 | 14221 |
| 12/12/15   | NORTHERN IOWA       | w   | 76-57 | 13154 |
| 12/16/15   | NEW MEXICO STATE    | w   | 79-61 | 15362 |
| 12/19/15   | RICE                | L   | 89-90 | 12507 |
| 12-22-15   | vs Auburn           | L   | 78-83 | 0     |
| 12-23-15   | vs BYU              | L   | 66-96 | 0     |
| 12-25-15   | vs Washington State | L   | 59-82 | 0     |
| * 12/30/15 | NEVADA              | w   | 88-76 | 13247 |
| * 01/02/16 | at Fresno State     | w   | 77-62 | 6881  |
| * 01/09/16 | UTAH STATE          | w   | 77-59 | 13476 |
| * 01/12/16 | at UNLV             | L   | 74-86 | 11377 |
| * 1/16/16  | WYOMING             | L   | 68-70 | 13196 |
| * 1/23/16  | at San José State   | w   | 83-64 | 1633  |
| * 1/27/16  | AIR FORCE           | w   | 84-55 | 12072 |
| * 01/30/16 | at Boise State      | w   | 88-83 | 7355  |
| * 2/2/16   | UNLV                | w   | 87-83 | 13359 |
| * 02-06-16 | at SAN DIEGO STATE  | Lot | 71-78 | 12414 |
| * 02/09/16 | at Utah State       | L   | 72-80 | 9290  |
| * 02/13/16 | SAN JOSÉ STATE      | w   | 74-58 | 13411 |
| * 2/17/16  | BOISE STATE         | w   | 80-78 | 12434 |
| * 2/20/16  | at Air Force        | L   | 72-76 | 3327  |
| * 2/23/16  | at Colorado State   | L   | 69-86 | 3148  |
| * 02/27/16 | FRESNO STATE        | L   | 82-92 | 13546 |
| * 3/1/16   | SAN DIEGO STATE     | L   | 56-83 | 14540 |
| * 03/05/16 | at Nevada           | w   | 71-66 | 7191  |
| # 03/10/16 | vs Nevada           | L   | 62-64 | 8279  |

\* = Conference game



# 2015-16 Eastern New Mexico Season Stats

| RECORD:        | OVERALL | HOME | AWAY | NEUTRAL |
|----------------|---------|------|------|---------|
| ALL GAMES      | 6-20    | 3-4  | 1-13 | 2-3     |
| CONFERENCE     | 2-11    | 2-4  | 0-7  | 0-0     |
| NON-CONFERENCE | 4-9     | 1-0  | 1-6  | 2-3     |

| ##             | Player              | gp-gs | min  | avg  | Total    |      | 3-Point |      | F-Throw |      | Rebounds |     |      |      | pf  | dq | a   | to  | blk | stl | pts  | avg  |
|----------------|---------------------|-------|------|------|----------|------|---------|------|---------|------|----------|-----|------|------|-----|----|-----|-----|-----|-----|------|------|
|                |                     |       |      |      | fg-fga   | fg%  | 3fg-fga | 3fg% | ft-fta  | ft%  | off      | def | tot  | avg  |     |    |     |     |     |     |      |      |
| 02             | GILLIAM, John       | 9-7   | 269  | 29.9 | 41-98    | .418 | 9-29    | .310 | 53-68   | .779 | 9        | 27  | 36   | 4.0  | 19  | 0  | 20  | 16  | 2   | 7   | 144  | 16.0 |
| 03             | DOMINGO, Lawrence   | 26-26 | 700  | 26.9 | 124-269  | .461 | 2-15    | .133 | 56-122  | .459 | 62       | 142 | 204  | 7.8  | 93  | 5  | 51  | 70  | 15  | 26  | 306  | 11.8 |
| 10             | STEWART, Ladarius   | 22-6  | 497  | 22.6 | 94-230   | .409 | 20-68   | .294 | 26-43   | .605 | 33       | 80  | 113  | 5.1  | 63  | 3  | 31  | 51  | 9   | 23  | 234  | 10.6 |
| 13             | MUMTAZ, Javaan      | 26-21 | 681  | 26.2 | 89-206   | .432 | 61-148  | .412 | 25-29   | .862 | 8        | 49  | 57   | 2.2  | 51  | 2  | 24  | 33  | 1   | 11  | 264  | 10.2 |
| 01             | STAVES, Javandon    | 22-0  | 416  | 18.9 | 58-181   | .320 | 12-46   | .261 | 50-95   | .526 | 23       | 60  | 83   | 3.8  | 40  | 1  | 29  | 49  | 2   | 8   | 178  | 8.1  |
| 11             | WYMS, Chris         | 5-0   | 103  | 20.6 | 7-20     | .350 | 4-13    | .308 | 16-20   | .800 | 2        | 12  | 14   | 2.8  | 13  | 0  | 6   | 19  | 0   | 6   | 34   | 6.8  |
| 22             | EDWARDS, Stephon    | 24-11 | 410  | 17.1 | 59-145   | .407 | 5-29    | .172 | 38-64   | .594 | 42       | 68  | 110  | 4.6  | 89  | 4  | 5   | 51  | 16  | 8   | 161  | 6.7  |
| 12             | PATTERSON, Brady    | 26-23 | 662  | 25.5 | 43-140   | .307 | 18-77   | .234 | 51-59   | .864 | 9        | 51  | 60   | 2.3  | 37  | 0  | 55  | 40  | 2   | 18  | 155  | 6.0  |
| 25             | SAIZ, Kevin         | 25-20 | 435  | 17.4 | 41-97    | .423 | 33-80   | .413 | 14-20   | .700 | 9        | 33  | 42   | 1.7  | 59  | 2  | 16  | 14  | 1   | 9   | 129  | 5.2  |
| 23             | DE LA CERDA, Deyton | 5-1   | 82   | 16.4 | 8-20     | .400 | 5-13    | .385 | 4-9     | .444 | 2        | 4   | 6    | 1.2  | 5   | 0  | 4   | 7   | 0   | 1   | 25   | 5.0  |
| 45             | HILL, Chaunce       | 25-13 | 457  | 18.3 | 44-86    | .512 | 0-1     | .000 | 33-70   | .471 | 55       | 59  | 114  | 4.6  | 94  | 7  | 6   | 52  | 24  | 15  | 121  | 4.8  |
| 21             | LALLEMAND, Arcaim   | 20-1  | 253  | 12.7 | 20-67    | .299 | 2-10    | .200 | 23-35   | .657 | 34       | 33  | 67   | 3.4  | 23  | 0  | 2   | 11  | 4   | 6   | 65   | 3.3  |
| 33             | BOWENS, Lucas       | 16-0  | 89   | 5.6  | 8-21     | .381 | 5-10    | .500 | 1-2     | .500 | 11       | 8   | 19   | 1.2  | 9   | 0  | 3   | 1   | 1   | 2   | 22   | 1.4  |
| 34             | HALL, Trevon        | 12-1  | 73   | 6.1  | 6-10     | .600 | 0-0     | .000 | 4-8     | .500 | 3        | 4   | 7    | 0.6  | 18  | 0  | 0   | 3   | 0   | 0   | 16   | 1.3  |
| 05             | WOOD, Austin        | 17-0  | 71   | 4.2  | 4-20     | .200 | 1-10    | .100 | 5-11    | .455 | 2        | 5   | 7    | 0.4  | 8   | 0  | 5   | 11  | 0   | 1   | 14   | 0.8  |
| Team           |                     |       |      |      |          |      |         |      |         |      | 54       | 45  | 99   |      | 1   |    | 8   |     |     |     |      |      |
| Total.....     |                     | 26    | 5198 |      | 646-1610 | .401 | 177-549 | .322 | 399-655 | .609 | 358      | 680 | 1038 | 39.9 | 622 | 24 | 257 | 436 | 77  | 141 | 1868 | 71.8 |
| Opponents..... |                     | 26    | 5201 |      | 747-1639 | .456 | 180-529 | .340 | 501-726 | .690 | 324      | 740 | 1064 | 40.9 | 593 | -  | 372 | 349 | 117 | 199 | 2175 | 83.7 |

| TEAM STATISTICS        | ENMU     | OPP      |
|------------------------|----------|----------|
| SCORING                | 1868     | 2175     |
| Points per game        | 71.8     | 83.7     |
| Scoring margin         | -11.8    | -        |
| FIELD GOALS-ATT        | 646-1610 | 747-1639 |
| Field goal pct         | .401     | .456     |
| 3 POINT FG-ATT         | 177-549  | 180-529  |
| 3-point FG pct         | .322     | .340     |
| 3-pt FG made per game  | 6.8      | 6.9      |
| FREE THROWS-ATT        | 399-655  | 501-726  |
| Free throw pct         | .609     | .690     |
| F-Throws made per game | 15.3     | 19.3     |
| REBOUNDS               | 1038     | 1064     |
| Rebounds per game      | 39.9     | 40.9     |
| Rebounding margin      | -1.0     | -        |
| ASSISTS                | 257      | 372      |
| Assists per game       | 9.9      | 14.3     |
| TURNOVERS              | 436      | 349      |
| Turnovers per game     | 16.8     | 13.4     |
| Turnover margin        | -3.3     | -        |
| Assist/turnover ratio  | 0.6      | 1.1      |
| STEALS                 | 141      | 199      |
| Steals per game        | 5.4      | 7.7      |
| BLOCKS                 | 77       | 117      |
| Blocks per game        | 3.0      | 4.5      |
| ATTENDANCE             | 5626     | 16025    |
| Home games-Avg/Game    | 7-804    | 14-1060  |
| Neutral site-Avg/Game  | -        | 5-238    |

| Date       | Opponent                   | Score    | Att. |
|------------|----------------------------|----------|------|
| 11/13/15   | vs New Mexico Highlands    | L 77-85  | 223  |
| 11/14/15   | at Fort Lewis College      | L 63-77  | 1278 |
| 11/20/15   | at WESTERN                 | L 77-81  | 382  |
| 11/21/15   | vs Colorado Mesa           | W 86-82  | 187  |
| 11/27/15   | vs Emporia State           | L 72-81  | 82   |
| 11/28/15   | vs Nova Southeastern       | W 78-67  | 87   |
| 12/02/15   | at Texas A&M International | L 70-88  | 379  |
| 12/04/15   | at St. Mary's              | W 71-55  | 250  |
| 12/17/15   | at Florida Southern        | L 90-100 | 497  |
| 12/19/15   | at Eckerd College          | L 87-106 | 117  |
| 12/20/15   | at Tampa                   | L 69-80  | 139  |
| 12/31/15   | WAYLAND BAPTIST            | W 84-75  | 139  |
| * 01/07/16 | CAMERON                    | L 79-90  | 2767 |
| * 01/09/16 | at Midwestern State        | L 56-90  | 2919 |
| * 01/13/16 | at Tex. A&M-Kingsville     | L 61-74  | 347  |
| * 01/16/16 | ANGELO STATE               | L 68-70  | 186  |
| * 1/20/16  | at Tarleton State          | L 71-89  | 2853 |
| * 01/23/16 | A&M-COMMERCE               | W 72-60  | 489  |
| * 01/30/16 | at West Texas A&M          | L 64-97  | 2248 |
| * 02/03/16 | TEX. A&M-KINGSVILLE        | W 74-71  | 479  |
| * 02/07/16 | at Angelo State            | L 67-100 | 463  |
| * 02/11/16 | at Cameron                 | L 66-72  | 811  |
| * 02/13/16 | MIDWESTERN STATE           | L 62-110 | 324  |
| * 02/20/16 | at A&M-Commerce            | L 73-81  | 2153 |
| * 02/27/16 | WEST TEXAS A&M             | L 63-82  | 1242 |
| 03/02/16   | vs Midwestern State        | L 68-112 | 610  |

\* - Conference game

| Score by Periods   | 1st  | 2nd  | Totals |
|--------------------|------|------|--------|
| Eastern New Mexico | 831  | 1037 | 1868   |
| Opponents          | 1033 | 1142 | 2175   |



# By The Numbers

## SINGLE GAME HIGHS (2015-16 SEASON)

### New Mexico

**Points:** 41 - Elijah Brown vs. Fresno State (2-27-16)  
**FG Made:** 13 - Elijah Brown vs. Fresno State (2-27-16)  
**FG Att:** 23 - Elijah Brown vs. Fresno State (2-27-16)  
**FG %\*:** .875 - (2x) Last Time Tim Williams vs. San Jose State (2-13-16)  
**3FG Made:** 7 - Elijah Brown at Air Force (2-20-16)  
**3FG Att:** 17 - Elijah Brown at Air Force (2-20-16)  
**FT Made:** 15 - Elijah Brown vs. Nevada (12-30-15)  
**FT Att:** 15 - Elijah Brown vs. Nevada (12-30-15)  
**FT %\*:** 100% (15-15) - Elijah Brown vs. Nevada (12-30-15)  
**Rebounds:** 15 - Tim Williams at USC (11-21-15)  
**Assists:** 9 - Cullen Neal vs. New Mexico State (12-16-15)  
**Steals:** 4 - (2x) Last Time Sam Logwood at San Diego State (2-6-16)  
**Blocks:** 5 - Obij Aget vs. Rice (12-19-15)

\*Minimum eight attempts

### Opponents

**Points:** 41 - Chase Fischer, BYU (12-23-15)  
**FG Made:** 12 - Chase Fischer, BYU (12-23-15)  
**FG Att:** 21 - (3x) Last Time Chase Fischer, BYU (12-23-15)  
**FG %\*:** .800 - Tiel Daniels, Colorado State (2-25-16)  
**3FG Made:** 9 - Chase Fischer, BYU (12-23-15)  
**3FG Att:** 15 - (2x) Last Time Chase Fischer, BYU (12-23-15)  
**FT Made:** 11 - (2x) Last Time Marvelle Harris, Fresno State (2-27-16)  
**FT Att:** 17 - Marvelle Harris, Fresno State (2-27-16)  
**FT %\*:** 100% (10-10) - Jeremy Hemsley, San Diego State (2-6-16)  
**Rebounds:** 15 - (2x) Last Time Cameron Oliver, Nevada (3-10-16)  
**Assists:** 11 - Ike Ireogbu, Washington State (12-25-15)  
**Steals:** 5 - (4x) Last Time Mikey Thompson, Boise State (1-30-15)  
**Blocks:** 5 - (2x) Last Time Stephen Zimmerman, Jr., UNLV (2-2-16)

\*Minimum eight attempts

## NEW MEXICO'S RECORD WHEN...

|                                      | All Games | MW  |
|--------------------------------------|-----------|-----|
| Leading at the half:                 | 0-0       | 0-0 |
| Trailing at the half:                | 0-0       | 0-0 |
| Tied at the half:                    | 0-0       | 0-0 |
| Outrebounding opponent:              | 0-0       | 0-0 |
| Outrebounded by opponent:            | 0-0       | 0-0 |
| Commit more turnovers than opponent: | 0-0       | 0-0 |
| Commit less turnovers than opponent: | 0-0       | 0-0 |
| Commit more than 10 turnovers:       | 0-0       | 0-0 |
| Commit less than 10 turnovers:       | 0-0       | 0-0 |
| When shooting 50.0% or higher:       | 0-0       | 0-0 |
| When shooting less than 50.0%:       | 0-0       | 0-0 |
| Overtime games:                      | 0-0       | 0-0 |
| More bench points than opponent:     | 0-0       | 0-0 |
| Inside The Pit:                      | 0-0       | 0-0 |
| On the Road:                         | 0-0       | 0-0 |
| At a neutral site:                   | 0-0       | 0-0 |
| Against ranked teams:                | 0-0       | 0-0 |
| In cherry jerseys:                   | 0-0       | 0-0 |
| In silver jerseys:                   | 0-0       | 0-0 |
| In white jerseys:                    | 0-0       | 0-0 |
| In November:                         | 0-0       | 0-0 |
| In December:                         | 0-0       | 0-0 |
| In January:                          | 0-0       | 0-0 |
| In February:                         | 0-0       | 0-0 |
| In March:                            | 0-0       | 0-0 |
| When UNM scores less than 50 points: | 0-0       | 0-0 |
| When UNM scores 50-60 points:        | 0-0       | 0-0 |
| When UNM scores 60-70 points:        | 0-0       | 0-0 |
| When UNM scores 70-80 points:        | 0-0       | 0-0 |
| When UNM scores 80+ points:          | 0-0       | 0-0 |

## CHARTING THE NUMBERS

|                                   | Season | Career     |
|-----------------------------------|--------|------------|
| <b>Double-Digit Scoring Games</b> |        |            |
| Elijah Brown                      | 0      | 31 (16-15) |
| Tim Williams                      | 0      | 29 (16-13) |
| Obij Aget                         | 0      | 17 (9-8)   |
| Sam Logwood                       | 0      | 10 (5-5)   |
| Xavier Adams                      | 0      | 4 (2-2)    |
| Jordan Hunter                     | 0      | 1 (0-1)    |
| Dane Kuiper                       | 0      | 1 (1-0)    |
| Anthony Mathis                    | 0      | 1 (1-0)    |
| <b>20-Point Games</b>             |        |            |
| Elijah Brown                      | 0      | 18 (9-9)   |
| Tim Williams                      | 0      | 11 (7-4)   |
| <b>Scoring Leaders</b>            |        |            |
| Elijah Brown                      | 0      | 22 (11-11) |
| Tim Williams                      | 0      | 7 (3-4)    |
| Obij Aget                         | 0      | 4 (1-3)    |
| Sam Logwood                       | 0      | 2 (2-0)    |
| <b>10+ Rebound Games</b>          |        |            |
| Tim Williams                      | 0      | 6 (4-2)    |
| Obij Aget                         | 0      | 8 (4-4)    |
| Elijah Brown                      | 0      | 2 (0-2)    |
| <b>Rebounding Leaders</b>         |        |            |
| Tim Williams                      | 0      | 19 (9-10)  |
| Obij Aget                         | 0      | 20 (10-9)  |
| Elijah Brown                      | 0      | 7 (4-3)    |
| Sam Logwood                       | 0      | 2 (2-0)    |
| Tim Jacobs                        | 0      | 2 (1-1)    |
| Joe Furstinger                    | 0      | 1 (0-1)    |
| <b>Double-Doubles</b>             |        |            |
| Tim Williams                      | 0      | 6 (4-2)    |
| Obij Aget                         | 0      | 8 (4-4)    |
| Elijah Brown                      | 0      | 2 (0-2)    |
| <b>Assist Leaders</b>             |        |            |
| Elijah Brown                      | 0      | 13 (7-6)   |
| Tim Jacobs                        | 0      | 16 (6-10)  |
| Sam Logwood                       | 0      | 6 (1-5)    |
| Dane Kuiper                       | 0      | 2 (2-0)    |
| Tim Williams                      | 0      | 1 (1-0)    |
| Joe Furstinger                    | 0      | 1 (0-1)    |
| Jordan Hunter                     | 0      | 1 (1-0)    |
| Xavier Adams                      | 0      | 1 (1-0)    |

\* ( ) Team's record in those games

## SCORING MARGIN BREAKDOWN

| Total | 1 | 2 | 3 | 4 | 5 | 6 | 7 | 8 | 9 | 10 | 11-15 | 16-20 | 21+ |
|-------|---|---|---|---|---|---|---|---|---|----|-------|-------|-----|
| Win   | 0 | 0 | 0 | 0 | 0 | 0 | 0 | 0 | 0 | 0  | 0     | 0     | 0   |
| Loss  | 0 | 0 | 0 | 0 | 0 | 0 | 0 | 0 | 0 | 0  | 0     | 0     | 0   |

# The Last Time It Happened

## NEW MEXICO

### As A Team:

|  |   |
|--|---|
| Scored 100 Points:                     | 109 - Charleston Southern (11-17-13)                            |
| Scored 90-99 Points:                   | 91 - Oral Roberts (12-1-15)                                     |
| Scored 80-89 Points:                   | 82 - Fresno State (2-27-16)                                     |
| Scored Less Than 50 Points:            | 46 - San Diego State (2-17-15)                                  |
| Scored Less Than 40 Points:            | 34 - at #25 San Diego State (1-26-13)                           |
| Won By 30 Points:                      | W, 88-52 - Alabama A&M (11-17-13)                               |
| Won By 20 Points:                      | W, 85-55 - Air Force (1-27-16)                                  |
| Lost By 20-29 Points:                  | L, 83-56 - San Diego State (3-1-16)                             |
| Lost By 30 Points:                     | L, 96-66 - vs. BYU (12-23-15)                                   |
| Shot 65% Or Better:                    | 69.2% (27-39) - at Air Force (1-15-05)                          |
| Shot 60% Or Better:                    | 63.0% (29-46) - Air Force (1-27-16)                             |
| Shot Less Than 35%:                    | 33.8% (24-71) - at San Diego State (2-6-16)                     |
| Shot Less Than 30%:                    | 29.8% (14-47) - at San Diego State (1-6-15)                     |
| Shot 60% 3FG Or Better:                | 70% (7-10) - at San Jose State (1-23-16)                        |
| Shot Less Than 30% 3FG:                | 26.7% (4-15) - San Diego State (3-1-16)                         |
| Made 10 Three-Pointers:                | 11 (of 37) - at Air Force (2-20-16)                             |
| Shot 85% On Free Throws:               | 85.7% (24-28) - San Diego State (3-1-16)                        |
| Shot Less Than 50% On FTs:             | 45.5% (5-11) - at Air Force (3-9-13)                            |
| Had 50 Rebounds:                       | 58 - vs. UAB (11-21-13)   |
| Had 20 Offensive Rebounds:             | 23 - at USC (11-21-15)  |
| Had 20 Assists:                        | 22 - Rice (12-19-15)  |
| Had 20 Turnovers:                      | 20 - San Diego State (3-1-16)                                   |
| Had Less Than 10 Turnovers:            | 9 - UNLV (2-21-15)  |
| Had 10 Steals:                         | 10 - Utah State (1-9-16)  |
| Had 10 Blocks:                         | 12 - vs. UMass (11-22-13)                                       |
| Had Two or More 20-Point Scorers:      | at Utah State (2-9-16)<br>Elijah Brown (22) & Tim Williams (21) |
| Had 6 Double-Digit Scorers:            | North Dakota (1-7-12)   |
| Had 5 Double-Digit Scorers:            | Wyoming (1-16-16)   |
| Had No Double-Digit Scorers:           | at San Diego State (1-6-15)                                     |
| Had Two 10+ Rebounders:                | at USC (11-21-15)<br>Tim Williams (15) & Obij Aget (11)         |
| Scored 50 Points In 1st Half:          | 52 - Oral Roberts (12-1-15)                                     |
| Scored 50 Points In 2nd Half:          | 51- at USC (11-21-15)   |
| Scored 20 Or Fewer Points In 1st Half: | 17 - Wyoming (3-7-15)   |
| Scored 20 Or Fewer Points In 2nd Half: | 15 - at #25 San Diego State (1-26-13)                           |
| Failed To Make a 3FG:                  | (0-10) - vs. Washington State (12-25-15)                        |
| Defeated a Ranked Team:                | W, 66-53 vs. #24/#24 Colorado State (1-3-15)                    |
| Lost To a Ranked Team:                 | L, 70-58 at #11/#11 Purdue (12-5-15)                            |
| Won an OT Game:                        | W, 52-49 vs. Wyoming (3-7-15)                                   |
| Lost an OT Game:                       | L, 78-71 at San Diego State (2-6-16)                            |
| Won a 2OT Game:                        | W, 97-94 vs. UAB (11-21-13)                                     |
| Lost a 2OT Game:                       | L, 73-76 at Dayton (1-1-10)                                     |
| Won a 3OT Game:                        | W, 104-99, Fresno State (3-8-96)                                |
| Lost a 3OT Game:                       | Never   |

### As An Individual:

|                                 |   |
|---------------------------------|---|
| Had a Triple-Double:            | Luc Longley (17 pts, 14 rebs, 10 assts)<br>vs. Penn State (3-28-90) |
| Had a Double-Double (Pts/Reb):  | Obij Aget (12 pts & 14 rebs)<br>Nevada (3-5-16)                     |
| Had a Double-Double (Pts/Asst): | Kendall Williams (11 pts & 10 assts)<br>at Nevada (3-2-14)          |
| Scored 20+ Pts with 10+ Rebs:   | Elijah Brown (41 pts & 11 rebs)<br>Fresno State (2-27-16)           |
| Scored 30 Points:               | Elijah Brown (41) Fresno State (2-27-16)                            |
| Scored 30 Points (MW Only):     | Elijah Brown (41) Fresno State (2-27-16)                            |
| Scored 20 Points:               | Elijah Brown (26) Nevada (3-10-16)                                  |
| Scored 20 Points (MW Only):     | Elijah Brown (26) Boise State (2-17-16)                             |
| Had 20 Rebounds:                | Drew Gordon (20) UNLV (2-18-12)                                     |
| Had 15 Rebounds:                | Tim Williams (15) at USC (11-21-15)                                 |
| Had 10 Assists:                 | Kendall Williams (10) at Nevada (3-2-14)                            |
| Had 5 Steals:                   | Demetrius Walker (5) Montana (12-20-11)                             |
| Had 5 Blocks:                   | Obij Aget (5) vs. Rice (12-19-15)                                   |

## VERSUS NEW MEXICO

### As A Team:

|  |   |
|--|---|
| Scored 100 Points:                               | 103 - New Mexico State (12-5-06)  |
| Scored 90 Points:                                | 92 - Fresno State (2-27-16)   |
| Scored 80-89 Points:                             | 83 - San Diego State (3-1-16)   |
| Scored Less Than 50 Points:                      | 49 - Wyoming (3-7-15)   |
| Scored Less Than 40 Points:                      | 38 - Wyoming (2-11-12)  |
| Shot 50% Or Better:                              | 55.1% (27-49) - San Diego State (3-1-16)                                  |
| Shot Less Than 35%:                              | 30.4% (17-56) - San Jose State (2-13-16)                                  |
| Shot Less Than 30%:                              | 27.6% (16-58) - Air Force (1-27-16)                                       |
| Shot 50% 3FG Or Better:                          | 60% (9-15) - San Diego State (3-1-16)                                     |
| Shot Less Than 20% 3FG:                          | 14.8% (4-27) - at San Diego State (2-6-16)                                |
| Made 10 Three-Pointers:                          | 10 (of 24) - Fresno State (2-27-16)                                       |
| Shot 75% On Free Throws:                         | 83.3% (20-24) - San Diego State (3-1-16)                                  |
| Shot Less Than 50% On FT's:                      | 43.8% (7-16) - Boise State (2-17-16)                                      |
| Had 50 Rebounds:                                 | 51 - at Purdue (12-5-15)  |
| Had 20 Offensive Rebounds:                       | 21 - at Fresno State (1-2-16)   |
| Had 20 Assists:                                  | 27 - vs. Washington State (12-25-15)                                      |
| Had 20 Turnovers:                                | 21 - vs. BYU (12-23-15)   |
| Had Less Than 10 Turnovers:                      | 8 - Nevada (3-5-16)   |
| Had 10 Steals:                                   | 12 - Fresno State (2-27-16)   |
| Had 10 Blocks:                                   | 11 - at USC (11-21-15)  |
| Had 30-Point and 20-Point Scorers:               | Fresno State (2-27-16)<br>Marvelle Harris (32) & Julien Lewis (21)        |
| Had Two or More 20-Point Scorers:                | Nevada (3-10-16)<br>Cameron Oliver (26) & Tyron Criswell (20)             |
| Had 6 Double-Digit Scorers:                      | TCU (2-25-12)   |
| Had 5 Double-Digit Scorers:                      | UNLV (2-2-16)   |
| Had No Double-Digit Scorers:                     | ULM (12-13-14)  |
| Had Two 10+ Rebounders:                          | Nevada (3-10-16)<br>Cameron Oliver (15) & Elijah Foster (11)              |
| Scored 50+ Points In 1st Half:                   | 50 - UTEP (12-3-06)   |
| Scored 50+ Points In 2nd Half:                   | 51 - Fresno State (2-27-16)   |
| Scored 20 Or Less Points In 1st Half:            | 18 - Utah State (1-9-16)  |
| Scored 20 Or Less In 2nd Half:                   | 19 - New Mexico State (12-3-14)   |
| Scored 15 Or Less Points In 1st Half:            | 14 - Wyoming (3-7-15)   |
| Failed To Make a 3FG:                            | (0-7) - New Mexico State (12-16-15)                                       |
| As An Individual:                                |   |
| Had a Double-Double (Pts/Reb):                   | Cameron Oliver (26 pts & 15 rebs)<br>Nevada (3-10-16)                     |
| Had a Double-Double (Pts/Asst):                  | Marvelle Harris (32 pts & 10 assts)<br>Fresno State (2-27-16)             |
| Had 20+ Points & 10+ Rebounds:                   | Cameron Oliver (26 pts & 15 rebs)<br>Nevada (3-10-16)                     |
| Scored 30+ Points in Back-to-Back Games Vs. UNM: | Derrick Marks<br>Boise State<br>31 points (1-18-15) & 30 points (2-24-15) |
| Scored 30 Points:                                | Marvelle Harris (32) - Fresno State (2-27-16)                             |
| Scored 30 Points (MW Only):                      | Marvelle Harris (32) - Fresno State (2-27-16)                             |
| Scored 20 Points:                                | Cameron Oliver (26 pts) - Nevada (3-10-16)                                |
| Scored 20 Points (MW Only):                      | Tyron Criswell (20) - Nevada (3-5-16)                                     |
| Had 20 Rebounds:                                 | Ryan Watkins (22) - Boise State (1-21-14)                                 |
| Had 15 Rebounds:                                 | Cameron Oliver (26 pts) - Nevada (3-10-16)                                |
| Had 10 Assists:                                  | Marvelle Harris (10) - Fresno State (2-27-16)                             |
| Had 5 Steals:                                    | Mikey Thompson (5) - at Boise State (1-30-16)                             |
| Had 5 Blocks:                                    | Stephen Zimmerman, Jr., (5) - UNLV (2-2-16)                               |

# Last Time They Met...



Official Basketball Box Score -- Game Totals -- Final Statistics  
**Eastern New Mexico vs New Mexico**  
**11-02-13 7:05 p.m. at The Pit/Bob King Court**



## Eastern New Mexico 68 • 0-1 Ex.

| ##     | Player              |   | Total  | 3-Ptr  | Rebounds |     |     | PF | TP | A  | TO | Blk | Stl | Min |
|--------|---------------------|---|--------|--------|----------|-----|-----|----|----|----|----|-----|-----|-----|
|        |                     |   | FG-FGA | FG-FGA | FT-FTA   | Off | Def |    |    |    |    |     |     |     |
| 32     | HENRY, Phil         | f | 1-6    | 0-0    | 0-0      | 1   | 4   | 5  | 5  | 2  | 1  | 0   | 0   | 22  |
| 1      | BLACKMON, Rodney    | g | 6-17   | 2-5    | 2-3      | 1   | 0   | 1  | 2  | 16 | 2  | 1   | 0   | 34  |
| 22     | ROMERO, Jordan      | g | 1-4    | 1-4    | 0-0      | 0   | 1   | 1  | 1  | 3  | 2  | 0   | 0   | 19  |
| 4      | LOVE, Rafael        | g | 4-13   | 3-11   | 0-0      | 1   | 2   | 3  | 4  | 11 | 1  | 1   | 0   | 30  |
| 5      | DAVIS, Devone       | g | 4-7    | 1-1    | 6-8      | 1   | 3   | 4  | 4  | 15 | 5  | 2   | 0   | 26  |
| 10     | LANTZ, Kyle         |   | 6-9    | 3-5    | 1-2      | 0   | 2   | 2  | 2  | 16 | 0  | 0   | 0   | 23  |
| 11     | HARDWELL, Dennis    |   | 1-2    | 0-0    | 3-6      | 0   | 3   | 3  | 4  | 5  | 0  | 1   | 0   | 19  |
| 12     | RANDLE, Michael     |   | 0-3    | 0-0    | 0-0      | 0   | 1   | 1  | 2  | 0  | 0  | 0   | 0   | 13  |
| 2      | TEMPLIN, Johari     |   | 0-0    | 0-0    | 0-0      | 0   | 0   | 0  | 2  | 0  | 0  | 0   | 0   | 2   |
| 20     | GARCIA, Travis      |   | 0-0    | 0-0    | 0-0      | 0   | 0   | 0  | 0  | 0  | 0  | 0   | 0   | 1   |
| 23     | DE LA CERDA, Deyton |   | 0-1    | 0-1    | 0-0      | 0   | 0   | 0  | 0  | 0  | 1  | 0   | 0   | 4   |
| 34     | TORREZ, Michael     |   | 0-1    | 0-1    | 0-0      | 0   | 1   | 1  | 5  | 0  | 1  | 0   | 0   | 6   |
| 40     | SOLIS, Joe          |   | 0-0    | 0-0    | 0-2      | 0   | 1   | 1  | 0  | 0  | 0  | 0   | 0   | 1   |
| Team   |                     |   |        |        |          | 2   | 2   | 4  |    |    | 1  |     |     |     |
| Totals |                     |   | 23-63  | 10-28  | 12-21    | 6   | 20  | 26 | 31 | 68 | 13 | 6   | 0   | 200 |

FG % 1st Half: 12-33 36.4% 2nd half: 11-30 36.7% Game: 23-63 36.5%  
 3FG % 1st Half: 6-16 37.5% 2nd half: 4-12 33.3% Game: 10-28 35.7%  
 FT % 1st Half: 2-6 33.3% 2nd half: 10-15 66.7% Game: 12-21 57.1%

Deadball  
Rebounds  
5

## New Mexico 87 • 1-0 Ex.

| ##     | Player            |   | Total  | 3-Ptr  | Rebounds |     |     | PF | TP | A  | TO | Blk | Stl | Min |
|--------|-------------------|---|--------|--------|----------|-----|-----|----|----|----|----|-----|-----|-----|
|        |                   |   | FG-FGA | FG-FGA | FT-FTA   | Off | Def |    |    |    |    |     |     |     |
| 41     | BAIRSTOW, Cameron | f | 4-9    | 0-1    | 6-8      | 1   | 2   | 3  | 3  | 14 | 0  | 0   | 2   | 23  |
| 53     | KIRK, Alex        | c | 6-12   | 1-5    | 4-5      | 3   | 13  | 16 | 2  | 17 | 0  | 1   | 4   | 26  |
| 01     | THOMAS, Cleveland | g | 4-5    | 1-1    | 1-2      | 0   | 1   | 1  | 0  | 10 | 0  | 2   | 0   | 19  |
| 03     | GREENWOOD, Hugh   | g | 1-2    | 1-2    | 0-0      | 1   | 4   | 5  | 3  | 3  | 7  | 0   | 0   | 26  |
| 10     | WILLIAMS, Kendall | g | 2-5    | 1-3    | 9-9      | 1   | 2   | 3  | 1  | 14 | 3  | 3   | 0   | 30  |
| 02     | PEREZ, Chris      |   | 0-0    | 0-0    | 1-2      | 0   | 0   | 0  | 0  | 1  | 0  | 0   | 0   | 1   |
| 05     | EDWARDS, Arthur   |   | 3-5    | 1-2    | 0-2      | 1   | 1   | 2  | 1  | 7  | 1  | 2   | 0   | 19  |
| 11     | AGET, Obij        |   | 2-4    | 0-0    | 1-2      | 2   | 3   | 5  | 1  | 5  | 0  | 1   | 0   | 7   |
| 12     | WILLIAMS, Devon   |   | 0-1    | 0-1    | 0-0      | 2   | 1   | 3  | 2  | 0  | 0  | 0   | 0   | 6   |
| 13     | NEAL, Cullen      |   | 2-9    | 1-4    | 5-6      | 0   | 6   | 6  | 1  | 10 | 6  | 4   | 0   | 20  |
| 22     | LINDSAY, Merv     |   | 0-0    | 0-0    | 0-0      | 0   | 2   | 2  | 1  | 0  | 0  | 0   | 0   | 7   |
| 23     | BANYARD, Nick     |   | 0-0    | 0-0    | 2-3      | 0   | 1   | 1  | 1  | 2  | 0  | 0   | 0   | 6   |
| 24     | MYLES, Tim        |   | 0-0    | 0-0    | 2-4      | 0   | 0   | 0  | 2  | 2  | 0  | 0   | 2   | 3   |
| 33     | DELANEY, Deshawn  |   | 1-1    | 0-0    | 0-0      | 1   | 1   | 2  | 0  | 2  | 0  | 1   | 0   | 7   |
| Team   |                   |   |        |        |          | 2   | 1   | 3  |    |    |    |     |     |     |
| Totals |                   |   | 25-53  | 6-19   | 31-43    | 14  | 38  | 52 | 18 | 87 | 17 | 14  | 8   | 200 |

FG % 1st Half: 11-24 45.8% 2nd half: 14-29 48.3% Game: 25-53 47.2%  
 3FG % 1st Half: 6-13 46.2% 2nd half: 0-6 0.0% Game: 6-19 31.6%  
 FT % 1st Half: 13-16 81.3% 2nd half: 18-27 66.7% Game: 31-43 72.1%

Deadball  
Rebounds  
6

Officials: David Hall, Larry Spaulding, Wilson Holland  
 Technical fouls: Eastern New Mexico-DAVIS, Devone. New Mexico-None.  
 Attendance: 14153

| Score by periods   | 1st | 2nd | Total |
|--------------------|-----|-----|-------|
| Eastern New Mexico | 32  | 36  | 68    |
| New Mexico         | 41  | 46  | 87    |

|        | In    | Off | 2nd    | Fast  |       |
|--------|-------|-----|--------|-------|-------|
| Points | Paint | T/O | Chance | Break | Bench |
| ENM    | 20    | 16  | 4      | 13    | 21    |
| NM     | 32    | 6   | 16     | 13    | 29    |

Last FG - ENM 2nd-01:36, NM 2nd-02:05.  
 Largest lead - ENM by 3 1st-16:24, NM by 19 2nd-04:38.

Score tied - 0 times.  
 Lead changed - 1 time.

# Last Time Out...

## Official Basketball Box Score -- Game Totals -- Final Statistics

### Western New Mexico vs New Mexico

11/02/16 7 p.m. MT at WisePies Arena - The Pit

#### Western New Mexico 57 • 0-0

| ##     | Player            |   | Total  |        | 3-Ptr  | Rebounds |     |     | PF | TP | A | TO | Blk | Stl | Min |
|--------|-------------------|---|--------|--------|--------|----------|-----|-----|----|----|---|----|-----|-----|-----|
|        |                   |   | FG-FGA | FG-FGA | FT-FTA | Off      | Def | Tot |    |    |   |    |     |     |     |
| 12     | SPIVEY, Latrell   | f | 2-7    | 0-2    | 2-4    | 1        | 8   | 9   | 5  | 6  | 0 | 1  | 0   | 0   | 24  |
| 05     | RANGE, Emery      | g | 3-11   | 0-2    | 1-4    | 1        | 4   | 5   | 2  | 7  | 0 | 2  | 0   | 0   | 29  |
| 15     | ENRIQUEZ, Jordan  | g | 2-9    | 1-6    | 10-14  | 0        | 3   | 3   | 1  | 15 | 0 | 3  | 0   | 0   | 26  |
| 23     | MCCRAY, Willie    | g | 1-3    | 0-1    | 5-6    | 0        | 2   | 2   | 2  | 7  | 1 | 5  | 0   | 1   | 29  |
| 32     | GIRON, Eddie      | g | 6-11   | 2-5    | 1-2    | 3        | 2   | 5   | 3  | 15 | 2 | 2  | 1   | 2   | 18  |
| 10     | TANTER, Brandon   |   | 0-1    | 0-1    | 0-0    | 0        | 4   | 4   | 2  | 0  | 1 | 1  | 0   | 0   | 14  |
| 20     | GONZALEZ, Alex    |   | 1-2    | 1-2    | 0-0    | 0        | 2   | 2   | 1  | 3  | 1 | 1  | 0   | 0   | 13  |
| 22     | RAMIREZ, Trevin   |   | 0-2    | 0-1    | 0-0    | 1        | 0   | 1   | 0  | 0  | 0 | 1  | 0   | 0   | 14  |
| 24     | WILLIAMS, Brandon |   | 0-2    | 0-0    | 0-0    | 0        | 1   | 1   | 1  | 0  | 0 | 3  | 0   | 0   | 13  |
| 30     | COPPER, Tyshaun   |   | 0-2    | 0-2    | 0-0    | 0        | 0   | 0   | 5  | 0  | 0 | 2  | 0   | 0   | 6   |
| 33     | NEAL, Gauge       |   | 0-0    | 0-0    | 0-0    | 0        | 0   | 0   | 1  | 0  | 0 | 0  | 0   | 0   | 2   |
| 34     | SAENZ, Josh       |   | 2-3    | 0-0    | 0-2    | 0        | 0   | 0   | 1  | 4  | 0 | 0  | 0   | 1   | 4   |
| 40     | JONES, Brandon    |   | 0-2    | 0-1    | 0-0    | 0        | 0   | 0   | 3  | 0  | 1 | 0  | 0   | 0   | 8   |
| Team   |                   |   |        |        |        | 0        | 1   | 1   |    |    |   |    |     |     |     |
| Totals |                   |   | 17-55  | 4-23   | 19-32  | 6        | 27  | 33  | 27 | 57 | 6 | 21 | 1   | 4   | 200 |

FG % 1st Half: 7-20 35.0% 2nd half: 10-35 28.6% Game: 17-55 30.9%  
 3FG % 1st Half: 1-9 11.1% 2nd half: 3-14 21.4% Game: 4-23 17.4%  
 FT % 1st Half: 12-16 75.0% 2nd half: 7-16 43.8% Game: 19-32 59.4%

Deadball  
Rebounds  
10

#### New Mexico 113 • 0-0

| ##     | Player             |   | Total  |        | 3-Ptr  | Rebounds |     |     | PF | TP  | A  | TO | Blk | Stl | Min |
|--------|--------------------|---|--------|--------|--------|----------|-----|-----|----|-----|----|----|-----|-----|-----|
|        |                    |   | FG-FGA | FG-FGA | FT-FTA | Off      | Def | Tot |    |     |    |    |     |     |     |
| 20     | LOGWOOD, Sam       | f | 3-7    | 0-1    | 0-0    | 3        | 2   | 5   | 0  | 6   | 0  | 2  | 0   | 1   | 18  |
| 32     | WILLIAMS, Tim      | f | 6-7    | 0-0    | 1-3    | 1        | 4   | 5   | 4  | 13  | 0  | 1  | 0   | 1   | 16  |
| 11     | AGET, Obij         | c | 6-8    | 0-0    | 2-2    | 2        | 0   | 2   | 1  | 14  | 0  | 0  | 1   | 0   | 17  |
| 03     | HUNTER, Jordan     | g | 4-5    | 4-4    | 0-0    | 0        | 2   | 2   | 2  | 12  | 3  | 0  | 0   | 2   | 18  |
| 14     | KUIPER, Dane       | g | 3-11   | 0-3    | 1-1    | 1        | 4   | 5   | 2  | 7   | 7  | 0  | 0   | 2   | 19  |
| 01     | UGUAK, Aher        |   | 2-4    | 1-1    | 0-1    | 1        | 1   | 2   | 2  | 5   | 2  | 0  | 1   | 0   | 11  |
| 05     | HARRIS, Jalen      |   | 2-4    | 0-1    | 0-0    | 1        | 2   | 3   | 2  | 4   | 4  | 3  | 0   | 3   | 18  |
| 21     | ADAMS, Xavier      |   | 3-4    | 0-0    | 2-3    | 2        | 6   | 8   | 2  | 8   | 3  | 0  | 0   | 1   | 18  |
| 23     | FURSTINGER, Joe    |   | 2-4    | 0-0    | 4-5    | 2        | 6   | 8   | 4  | 8   | 2  | 0  | 2   | 0   | 9   |
| 24     | JEFFERSON, Damien  |   | 5-12   | 1-5    | 5-8    | 0        | 3   | 3   | 1  | 16  | 2  | 1  | 0   | 0   | 20  |
| 30     | CUMBER, Adam       |   | 0-2    | 0-2    | 2-2    | 0        | 0   | 0   | 0  | 2   | 0  | 1  | 0   | 1   | 6   |
| 31     | MATHIS, Anthony    |   | 2-6    | 2-5    | 0-0    | 1        | 1   | 2   | 3  | 6   | 1  | 1  | 0   | 0   | 13  |
| 55     | MACDOUGALL, Connor |   | 3-5    | 0-0    | 6-8    | 3        | 1   | 4   | 1  | 12  | 1  | 0  | 1   | 2   | 17  |
| Team   |                    |   |        |        |        | 2        | 2   | 4   |    |     |    |    |     |     |     |
| Totals |                    |   | 41-79  | 8-22   | 23-33  | 19       | 34  | 53  | 24 | 113 | 25 | 9  | 5   | 13  | 200 |

FG % 1st Half: 21-39 53.8% 2nd half: 20-40 50.0% Game: 41-79 51.9%  
 3FG % 1st Half: 4-11 36.4% 2nd half: 4-11 36.4% Game: 8-22 36.4%  
 FT % 1st Half: 13-16 81.3% 2nd half: 10-17 58.8% Game: 23-33 69.7%

Deadball  
Rebounds  
2,1

Officials: David Hall, Larry Spaulding, Jon Stigliano

Technical fouls: Western New Mexico-None. New Mexico-None.

Attendance: 9587

Exhibition 1

| Score by periods   | 1st | 2nd | Total |
|--------------------|-----|-----|-------|
| Western New Mexico | 27  | 30  | 57    |
| New Mexico         | 59  | 54  | 113   |



# Lobos vs. Greyhounds in 2010-11



Official Basketball Box Score -- Game Totals -- Final Statistics  
 Eastern New Mexico vs New Mexico  
 11-03-10 7:05 p.m. at The Pit/Bob King Court



Eastern New Mexico 58 • 0-2 Ex.

| ##     | Player           |   | Total  | 3-Ptr  | Rebounds |     |     | PF | TP | A  | TO | Blk | Stl | Min |     |
|--------|------------------|---|--------|--------|----------|-----|-----|----|----|----|----|-----|-----|-----|-----|
|        |                  |   | FG-FGA | FG-FGA | FT-FTA   | Off | Def |    |    |    |    |     |     |     | Tot |
| 11     | CARRIER, Max     | f | 3-6    | 0-1    | 1-2      | 2   | 6   | 8  | 3  | 7  | 0  | 2   | 1   | 0   | 28  |
| 30     | JEFFERSON, Tyler | f | 4-7    | 0-1    | 1-2      | 1   | 4   | 5  | 5  | 9  | 0  | 2   | 0   | 0   | 18  |
| 45     | REID, Victor     | f | 2-7    | 1-4    | 0-1      | 1   | 4   | 5  | 2  | 5  | 0  | 0   | 0   | 1   | 28  |
| 03     | MIRABAL, Stefan  | g | 7-11   | 5-6    | 0-2      | 1   | 2   | 3  | 0  | 19 | 3  | 2   | 0   | 2   | 31  |
| 32     | MAYA, Michael    | g | 0-5    | 0-4    | 4-4      | 0   | 1   | 1  | 2  | 4  | 3  | 1   | 0   | 0   | 24  |
| 00     | HODGES, Versia   |   | 0-2    | 0-2    | 0-0      | 0   | 0   | 0  | 1  | 0  | 0  | 1   | 0   | 0   | 7   |
| 01     | BLISS, Nick      |   | 0-0    | 0-0    | 0-0      | 0   | 0   | 0  | 1  | 0  | 0  | 1   | 0   | 0   | 2   |
| 02     | BROWN, Gerald    |   | 0-2    | 0-1    | 0-0      | 2   | 0   | 2  | 0  | 0  | 0  | 0   | 0   | 0   | 5   |
| 10     | LANTZ, Kyle      |   | 1-2    | 1-2    | 0-0      | 0   | 0   | 0  | 2  | 3  | 0  | 1   | 0   | 0   | 9   |
| 20     | TURNBOW, Logan   |   | 0-0    | 0-0    | 0-0      | 0   | 0   | 0  | 2  | 0  | 0  | 0   | 0   | 0   | 3   |
| 22     | ROMERO, Jordan   |   | 0-2    | 0-2    | 0-2      | 0   | 0   | 0  | 0  | 0  | 0  | 1   | 0   | 0   | 5   |
| 23     | HARDDEN, Tralyn  |   | 0-3    | 0-3    | 0-0      | 0   | 3   | 3  | 1  | 0  | 3  | 2   | 0   | 0   | 6   |
| 24     | TEMPLIN, Johari  |   | 0-0    | 0-0    | 1-2      | 0   | 0   | 0  | 0  | 1  | 0  | 0   | 0   | 0   | 2   |
| 34     | EDWARDS, Aaron   |   | 4-11   | 1-5    | 1-2      | 1   | 3   | 4  | 4  | 10 | 2  | 2   | 0   | 0   | 27  |
| 40     | STRONG, Daniel   |   | 0-0    | 0-0    | 0-0      | 0   | 0   | 0  | 1  | 0  | 0  | 0   | 0   | 0   | 5   |
| Team   |                  |   |        |        |          | 3   | 3   | 6  |    |    |    |     |     |     |     |
| Totals |                  |   | 21-58  | 8-31   | 8-17     | 11  | 26  | 37 | 24 | 58 | 11 | 15  | 1   | 3   | 200 |

FG % 1st Half: 12-34 35.3% 2nd half: 9-24 37.5% Game: 21-58 36.2%  
 3FG % 1st Half: 4-17 23.5% 2nd half: 4-14 28.6% Game: 8-31 25.8%  
 FT % 1st Half: 0-1 0.0% 2nd half: 8-16 50.0% Game: 8-17 47.1%

Deadball  
 Rebounds  
 6

New Mexico 80 • 1-0 Ex.

| ##     | Player            |   | Total  | 3-Ptr  | Rebounds |     |     | PF | TP | A  | TO | Blk | Stl | Min |     |
|--------|-------------------|---|--------|--------|----------|-----|-----|----|----|----|----|-----|-----|-----|-----|
|        |                   |   | FG-FGA | FG-FGA | FT-FTA   | Off | Def |    |    |    |    |     |     |     | Tot |
| 00     | HARDEMAN, A.J.    | f | 3-7    | 0-0    | 1-2      | 3   | 1   | 4  | 3  | 7  | 0  | 0   | 2   | 0   | 23  |
| 23     | MCDONALD, Phillip | f | 2-8    | 1-4    | 0-0      | 0   | 4   | 4  | 0  | 5  | 0  | 1   | 0   | 0   | 18  |
| 53     | KIRK, Alex        | c | 4-10   | 0-0    | 0-0      | 3   | 3   | 6  | 0  | 8  | 0  | 0   | 1   | 1   | 22  |
| 05     | GARY, Dairese     | g | 6-10   | 1-5    | 3-3      | 0   | 0   | 0  | 1  | 16 | 4  | 1   | 0   | 0   | 24  |
| 21     | SNELL, Tony       | g | 1-3    | 0-0    | 0-2      | 0   | 3   | 3  | 1  | 2  | 1  | 1   | 1   | 0   | 17  |
| 01     | NEGEDU, Emmanuel  |   | 3-4    | 0-0    | 2-7      | 2   | 5   | 7  | 0  | 8  | 3  | 0   | 0   | 1   | 19  |
| 02     | PEREZ, Chris      |   | 0-0    | 0-0    | 0-0      | 0   | 1   | 1  | 0  | 0  | 0  | 1   | 0   | 0   | 2   |
| 03     | DENNIS, Curtis    |   | 5-8    | 1-2    | 6-7      | 1   | 1   | 2  | 0  | 17 | 0  | 0   | 0   | 1   | 14  |
| 04     | ADAMS, Chad       |   | 3-3    | 1-1    | 0-0      | 0   | 2   | 2  | 1  | 7  | 0  | 0   | 1   | 3   | 14  |
| 10     | WILLIAMS, Kendall |   | 3-6    | 0-1    | 0-1      | 0   | 1   | 1  | 2  | 6  | 6  | 1   | 0   | 0   | 17  |
| 13     | FENTON, Jamal     |   | 1-3    | 0-0    | 1-2      | 1   | 3   | 4  | 2  | 3  | 4  | 3   | 0   | 2   | 17  |
| 41     | BAIRSTOW, Cameron |   | 0-2    | 0-0    | 1-2      | 3   | 1   | 4  | 2  | 1  | 2  | 1   | 0   | 0   | 13  |
|        | Team              |   |        |        |          | 0   | 4   | 4  |    |    |    |     |     |     |     |
| Totals |                   |   | 31-64  | 4-13   | 14-26    | 13  | 29  | 42 | 12 | 80 | 20 | 9   | 5   | 8   | 200 |

FG % 1st Half: 15-35 42.9% 2nd half: 16-29 55.2% Game: 31-64 48.4%  
 3FG % 1st Half: 1-7 14.3% 2nd half: 3-6 50.0% Game: 4-13 30.8%  
 FT % 1st Half: 4-9 44.4% 2nd half: 10-17 58.8% Game: 14-26 53.8%

Deadball  
 Rebounds  
 6

Officials: Bill Gracey, Doran Gotschall, Wilson Hollanc  
 Technical fouls: Eastern New Mexico-None, New Mexico-None.  
 Attendance: 13921

| Score by periods   | 1st | 2nd | Total |
|--------------------|-----|-----|-------|
| Eastern New Mexico | 28  | 30  | 58    |
| New Mexico         | 35  | 45  | 80    |

| Points | In    | Off | 2nd    | Fast  |       |
|--------|-------|-----|--------|-------|-------|
| Paint  | Paint | T/O | Chance | Break | Bench |
| ENMU   | 22    | 7   | 12     | 7     | 14    |
| NM     | 52    | 23  | 9      | 14    | 42    |

Last FG - ENMU 2nd-06:03, NM 2nd-02:28.  
 Largest lead - ENMU by 12 1st-12:22, NM by 23 2nd-01:03.

Score tied - 4 times.  
 Lead changed - 2 times.

# Lobos vs. Greyhounds in 2007-08

OFFICIAL BASKETBALL BOX SCORE -- GAME TOTALS  
Eastern New Mexico vs New Mexico  
11/02/07 7:05 PM MST at Albuquerque, N.M.

VISITORS: Eastern New Mexico

| No.    | NAME               |    | TOT-FG |      | 3-PT  |       | FT-FTA | REBOUNDS |    |     | PF | TP | A  | TO | BLK | S   | MIN |
|--------|--------------------|----|--------|------|-------|-------|--------|----------|----|-----|----|----|----|----|-----|-----|-----|
|        |                    |    | FG     | FGA  | FG    | FGA   |        | OF       | DE | TOT |    |    |    |    |     |     |     |
| 30     | COOPER, Travis     | f  | 1-5    | 1-3  | 0-2   | 0-2   | 1      | 6        | 7  | 2   | 3  | 1  | 3  | 1  | 1   | 37  |     |
| 32     | WARD, Kenneth      | ff | 1-10   | 0-1  | 7-8   | 7-8   | 2      | 3        | 5  | 4   | 9  | 2  | 0  | 0  | 0   | 28  |     |
| 20     | REDMAN-TROTTER, J. | q  | 6-16   | 2-7  | 5-6   | 5-6   | 2      | 2        | 4  | 4   | 19 | 2  | 4  | 0  | 3   | 36  |     |
| 21     | JOHNSON, Chad      | qq | 2-4    | 1-3  | 1-2   | 1-2   | 0      | 0        | 0  | 5   | 6  | 0  | 1  | 0  | 0   | 11  |     |
| 22     | DAVIS, Kevin       | q  | 3-8    | 0-1  | 1-2   | 1-2   | 1      | 4        | 5  | 4   | 7  | 1  | 2  | 0  | 2   | 21  |     |
| 04     | ASKEW, Quintin     |    | 1-7    | 0-1  | 0-0   | 0-0   | 1      | 2        | 3  | 2   | 2  | 1  | 3  | 0  | 1   | 25  |     |
| 14     | CHURCHMAN, Matt    |    | 0-1    | 0-0  | 1-2   | 1-2   | 2      | 2        | 4  | 2   | 1  | 0  | 2  | 0  | 0   | 23  |     |
| 23     | MCCOY, Jamaal      |    | 1-7    | 1-5  | 0-0   | 0-0   | 0      | 0        | 0  | 5   | 3  | 0  | 2  | 0  | 2   | 19  |     |
| TEAM   |                    |    |        |      |       |       | 2      | 1        | 3  |     |    |    |    |    |     |     |     |
| TOTALS |                    |    | 15-58  | 5-21 | 15-22 | 15-22 | 11     | 20       | 31 | 28  | 50 | 7  | 17 | 1  | 9   | 200 |     |

TOT-FG 1stH: 11-33 33.3% 2ndH: 4-25 16.0% OT: 0-0 00.0% Game: 25.9% Deadbl  
3pt-FG 1stH: 3-11 27.3% 2ndH: 2-10 20.0% OT: 0-0 00.0% Game: 23.8% Rebs  
FThrow 1stH: 5-10 50.0% 2ndH: 10-12 83.3% OT: 0-0 00.0% Game: 68.2% 3

HOME TEAM: New Mexico

| No.    |  | N A M E          | TOT-FG | 3-PT   | REBOUNDS |    |    |     |    |    |    |    |     |   |     |    |  |
|--------|--|------------------|--------|--------|----------|----|----|-----|----|----|----|----|-----|---|-----|----|--|
|        |  |                  | FG-FGA | FG-FGA | FT-FTA   | OF | DE | TOT | PF | TP | A  | TO | BLK | S | MIN |    |  |
| 04     |  | HARRIS, Johnnie  | 2-3    | 0-0    | 0-3      | 0  | 4  | 4   | 3  | 4  | 0  | 0  | 0   | 1 | 0   | 21 |  |
| 53     |  | FARIS, Daniel    | 4-5    | 0-0    | 7-10     | 1  | 2  | 3   | 3  | 15 | 0  | 0  | 3   | 0 | 15  |    |  |
| 02     |  | WILLS, Jonathan  | 4-8    | 3-5    | 0-0      | 0  | 2  | 2   | 1  | 11 | 2  | 1  | 0   | 1 | 20  |    |  |
| 10     |  | SMITH, Jamaal    | 3-4    | 3-3    | 2-2      | 0  | 1  | 1   | 4  | 11 | 4  | 1  | 1   | 0 | 18  |    |  |
| 33     |  | TOPPERT, Chad    | 2-7    | 1-5    | 1-2      | 3  | 7  | 10  | 1  | 6  | 3  | 0  | 0   | 0 | 21  |    |  |
| 05     |  | GARY, Dairese    | 4-6    | 2-2    | 4-7      | 2  | 1  | 3   | 2  | 14 | 3  | 3  | 0   | 2 | 22  |    |  |
| 15     |  | GIDDENS, J.R.    | 4-7    | 0-1    | 5-6      | 3  | 4  | 7   | 1  | 13 | 3  | 1  | 1   | 1 | 15  |    |  |
| 22     |  | PEGUES, Monquel  | 0-5    | 0-0    | 2-4      | 3  | 3  | 6   | 0  | 2  | 1  | 0  | 0   | 0 | 14  |    |  |
| 24     |  | PRENTICE, Darren | 0-6    | 0-4    | 1-2      | 0  | 1  | 1   | 1  | 1  | 2  | 2  | 0   | 0 | 20  |    |  |
| 25     |  | HARDEN, Blake    | 2-2    | 0-0    | 1-2      | 1  | 2  | 3   | 1  | 5  | 3  | 3  | 0   | 0 | 12  |    |  |
| 30     |  | MARTINEZ, Roman  | 5-10   | 1-1    | 1-1      | 6  | 3  | 9   | 3  | 12 | 2  | 1  | 0   | 0 | 22  |    |  |
| TEAM   |  |                  |        |        |          | 1  | 6  | 7   |    |    |    |    |     |   |     |    |  |
| TOTALS |  |                  | 30-63  | 10-21  | 24-39    | 20 | 36 | 56  | 20 | 94 | 23 | 13 | 5   | 5 | 200 |    |  |

TOT-FG 1stH: 14-35 40.0% 2ndH: 16-28 57.1% OT: 0-0 00.0% Game: 47.6% Deadbl  
3pt-FG 1stH: 5-13 38.5% 2ndH: 5-8 62.5% OT: 0-0 00.0% Game: 47.6% Rebs  
FThrow 1stH: 12-16 75.0% 2ndH: 12-23 52.2% OT: 0-0 00.0% Game: 61.5% 8

OFFICIALS: Steve Welmer, Larry Spaulding, Wilson Holland

TECHNICAL FOULS:  
Eastern New Mexico

- MCCOY, Jamaal (1)

New Mexico

- none

ATTENDANCE: 11980

SCORE BY PERIODS:

Eastern New Mexico

|                    | 1st | 2nd | OT1 | OT2 | OT3 | OT4 | TOTAL |
|--------------------|-----|-----|-----|-----|-----|-----|-------|
| Eastern New Mexico | 30  | 20  |     |     |     |     | 50    |
| New Mexico         | 45  | 49  |     |     |     |     | 94    |

PTS IN THE PAINT: Eastern New Mexico - 14 New Mexico - 34  
PTS OFF TURNOVERS: Eastern New Mexico - 12 New Mexico - 20  
2ND CHANCE POINTS: Eastern New Mexico - 05 New Mexico - 14  
FAST BREAK POINTS: Eastern New Mexico - 06 New Mexico - 15

ID-570724

# Lobos vs. Greyhounds 2004-05

OFFICIAL BASKETBALL BOX SCORE -- G A M E T O T A L S  
Eastern New Mexico vs University of New Mexico  
11-1-04 7:05 PM MST at The Pit/Bob King Court

VISITORS: Eastern New Mexico 0-0

| No.    | N A M E            | f | TOT-FG |     | 3-PT |     | FT-FTA | REBOUNDS |    |     | PF | TP | A  | TO | BLK | S  | MIN |
|--------|--------------------|---|--------|-----|------|-----|--------|----------|----|-----|----|----|----|----|-----|----|-----|
|        |                    |   | FG     | FGA | FG   | FGA |        | OF       | DE | TOT |    |    |    |    |     |    |     |
| 34     | HUNNICUTT, Jamaal  | f | 2-8    |     | 0-0  |     | 3-4    | 0        | 1  | 1   | 4  | 7  | 2  | 1  | 0   | 1  | 23  |
| 42     | ELZY, Edmond       | f | 1-2    |     | 1-2  |     | 0-0    | 0        | 2  | 2   | 3  | 3  | 0  | 0  | 2   | 0  | 13  |
| 12     | MONYOTA, Jolen     | g | 2-4    |     | 1-1  |     | 2-2    | 0        | 2  | 2   | 4  | 7  | 2  | 1  | 0   | 0  | 18  |
| 21     | WASHINGTON, Jamal  | g | 3-7    |     | 1-1  |     | 3-4    | 0        | 0  | 0   | 1  | 10 | 0  | 2  | 0   | 3  | 21  |
| 30     | BRELAND, Jason     | g | 5-9    |     | 0-0  |     | 1-3    | 0        | 4  | 4   | 2  | 11 | 1  | 3  | 0   | 1  | 27  |
| 04     | WALLACE, Reggie    |   | 1-5    |     | 0-2  |     | 2-2    | 0        | 0  | 0   | 1  | 4  | 2  | 3  | 0   | 2  | 13  |
| 20     | FRANCOIS, Jamaaine |   | 1-1    |     | 0-0  |     | 0-0    | 0        | 0  | 0   | 0  | 2  | 0  | 0  | 0   | 0  | 3   |
| 22     | PINCKNEY, Irshaun  |   | 0-1    |     | 0-1  |     | 3-4    | 0        | 0  | 0   | 1  | 3  | 2  | 3  | 0   | 1  | 16  |
| 24     | AUSTIN, Billy      |   | 0-4    |     | 0-3  |     | 2-2    | 1        | 1  | 2   | 1  | 2  | 4  | 2  | 0   | 1  | 22  |
| 32     | MONETTE, Mikal     |   | 1-5    |     | 0-0  |     | 4-5    | 0        | 3  | 3   | 1  | 6  | 1  | 4  | 0   | 1  | 22  |
| 40     | SHERMAN, Daniel    |   | 3-6    |     | 0-0  |     | 0-0    | 1        | 2  | 3   | 5  | 6  | 0  | 1  | 0   | 1  | 15  |
| 54     | DONNELL, Chad      |   | 3-3    |     | 0-0  |     | 0-0    | 0        | 0  | 0   | 1  | 6  | 0  | 0  | 0   | 0  | 7   |
| TEAM   |                    |   | 22-55  |     | 3-10 |     | 20-26  | 8        | 19 | 27  | 24 | 67 | 14 | 20 | 2   | 11 | 200 |
| TOTALS |                    |   | 22-55  |     | 3-10 |     | 20-26  | 8        | 19 | 27  | 24 | 67 | 14 | 20 | 2   | 11 | 200 |

TOT-FG 1stH: 9-27 33.3% 2ndH: 13-28 46.4% OT: 0-0 00.0% Game: 40.0% Deadbl  
3pt-FG 1stH: 2-7 28.6% 2ndH: 1-3 33.3% OT: 0-0 00.0% Game: 30.0% Rebs  
FThrow 1stH: 7-8 87.5% 2ndH: 13-18 72.2% OT: 0-0 00.0% Game: 76.9% 1

HOME TEAM: University of New Mexico 0-0

| No.    | N A M E          | f | TOT-FG |     | 3-PT  |     | FT-FTA | REBOUNDS |    |     | PF | TP | A  | TO | BLK | S | MIN |
|--------|------------------|---|--------|-----|-------|-----|--------|----------|----|-----|----|----|----|----|-----|---|-----|
|        |                  |   | FG     | FGA | FG    | FGA |        | OF       | DE | TOT |    |    |    |    |     |   |     |
| 13     | CHIOTTI, David   | f | 5-7    |     | 0-0   |     | 4-5    | 1        | 1  | 2   | 2  | 14 | 1  | 1  | 2   | 1 | 21  |
| 33     | GRANGER, Danny   | f | 4-7    |     | 1-2   |     | 10-12  | 2        | 9  | 11  | 2  | 19 | 4  | 2  | 2   | 2 | 20  |
| 02     | DEVRIES, Troy    | g | 5-9    |     | 4-6   |     | 0-0    | 1        | 2  | 3   | 0  | 14 | 1  | 0  | 0   | 1 | 21  |
| 03     | COLLINS, Kris    | g | 3-5    |     | 0-0   |     | 3-4    | 1        | 3  | 4   | 3  | 9  | 4  | 3  | 0   | 1 | 20  |
| 05     | WALTERS, Mark    | g | 2-2    |     | 2-2   |     | 2-2    | 0        | 0  | 0   | 3  | 8  | 6  | 2  | 0   | 0 | 15  |
| 00     | OSBY, Bambale    |   | 2-3    |     | 0-0   |     | 0-0    | 3        | 3  | 6   | 2  | 4  | 1  | 2  | 0   | 0 | 13  |
| 01     | WALTER, Kellen   |   | 0-3    |     | 0-2   |     | 0-0    | 0        | 1  | 1   | 2  | 0  | 2  | 1  | 0   | 0 | 6   |
| 21     | NEALE, Alfred    |   | 2-5    |     | 1-3   |     | 4-4    | 1        | 5  | 6   | 1  | 9  | 0  | 2  | 1   | 1 | 13  |
| 22     | HART, Jeff       |   | 1-3    |     | 0-1   |     | 0-0    | 0        | 1  | 1   | 2  | 2  | 0  | 1  | 0   | 0 | 11  |
| 24     | PRENTICE, Darren |   | 3-5    |     | 3-4   |     | 0-0    | 1        | 0  | 1   | 1  | 9  | 1  | 4  | 0   | 1 | 22  |
| 32     | DANDRIDGE, Tony  |   | 2-5    |     | 0-0   |     | 2-2    | 1        | 2  | 3   | 1  | 6  | 2  | 1  | 0   | 0 | 20  |
| 35     | PHALER, Sean     |   | 0-3    |     | 0-2   |     | 5-6    | 0        | 1  | 1   | 2  | 5  | 1  | 1  | 2   | 1 | 11  |
| TEAM   |                  |   | 29-57  |     | 11-22 |     | 30-35  | 13       | 30 | 43  | 21 | 99 | 23 | 18 | 7   | 9 | 200 |
| TOTALS |                  |   | 29-57  |     | 11-22 |     | 30-35  | 13       | 30 | 43  | 21 | 99 | 23 | 18 | 7   | 9 | 200 |

TOT-FG 1stH: 17-33 51.5% 2ndH: 12-24 50.0% OT: 0-0 00.0% Game: 50.9% Deadbl  
3pt-FG 1stH: 7-11 63.6% 2ndH: 4-11 36.4% OT: 0-0 00.0% Game: 50.0% Rebs  
FThrow 1stH: 11-12 91.7% 2ndH: 19-23 82.6% OT: 0-0 00.0% Game: 85.7% 1

OFFICIALS: David Hall, Mike Giarratano, Kenneth Wilson

TECHNICAL FOULS:

Eastern New Mexico - none  
University of New Mexico - none

ATTENDANCE: 12,230

| SCORE BY PERIODS:        | 1st | 2nd | OT1 | OT2 | OT3 | OT4 | TOTAL |
|--------------------------|-----|-----|-----|-----|-----|-----|-------|
| Eastern New Mexico       | 27  | 40  |     |     |     |     | 67    |
| University of New Mexico | 52  | 47  |     |     |     |     | 99    |

PTS IN THE PAINT: Eastern New Mexico - 26 University of New Mexico - 36  
PTS OFF TURNOVERS: Eastern New Mexico - 22 University of New Mexico - 30  
2ND CHANCE POINTS: Eastern New Mexico - 09 University of New Mexico - 11  
FAST BREAK POINTS: Eastern New Mexico - 04 University of New Mexico - 16

# Welcome to The Pit, A Mile High and Louder Than...



## WHAT THEY ARE SAYING

"What a terrific atmosphere for college basketball. Great building... Great history... 18,000 screaming fans. It's big time college hoops, baby!"  
- Dick Vitale, ESPN

"I consider the game we played in Albuquerque in 1978 one of the most exciting of my career. The Pit is the toughest place to play because of their tremendous atmosphere."  
-Jim Boeheim, Syracuse head coach

"When you go into a place like The Pit, there will be challenge different from a regular road game. The crowd can dictate the tempo and momentum. The Pit crowd forces you to be patient."  
-Lute Olsen, former Arizona head coach

"A mile high but 37 feet underground, the Pit in Albuquerque has been the site of many mind-blowing college basketball games, including North Carolina State's upset of Houston in '83 and just about any New Mexico home game. The noise created by fans, which has been measured at 125 decibels -- the pain threshold for the human ear is 130 -- is a palpable force."

-Sports Illustrated

- Voted one of "The Top Five Loudest, Most Intimidating Places to Play" by NCAA.com
- Ranked in the top 20 sporting venues of the 20th century by Sports Illustrated
- USA Today ranked The Pit in its "Ten Great Places to Get Pumped for NCAA Action"
- According to Fox Sports, it's one of the top ten "old school" college basketball arenas in the country

## THE GREATEST GAME EVER PLAYED



WisePies Arena - The Pit was the site of one of the greatest college basketball games ever played. It hosted the 1983 national championship game that saw the NC State Wolfpack upset Hakeem Olajuwon, Clyde Drexler and the Houston Cougars. Coach Jimmy Valvano and the Wolfpack downed the Cougars on a last second put back by Lorenzo Charles. The iconic shot of the late Valvano running onto the court looking for a hug is one of the lasting images in college basketball history.

## ABOUT THE PIT

- Built in 1966 (\$1.4 million)
- Capacity of 15,411 (previously 18,018)
- \$60 million renovation was completed in 2010
- New floor installed before the 2013-14 season
- Seating includes 40 suites and a club area
- Officially named WisePies Arena on Dec. 1, 2014 after \$5 million gift for naming rights by local New Mexico business. It is still referred to as The Pit, its officially-recognized nickname.
- Less than 30 of 345 NCAA Division I basketball programs play in a college-only arena named after a business or organization founded or headquartered in its home state.
- The Lobos have averaged an astounding 15,410 fans in 49 out of 50 years, an amazing 95% of capacity
- Has ranked in the top 25 in attendance nationally every season since the 1966-67 season with 35 seasons in the top ten in the NCAA in attendance
- Led the Mountain West in attendance in 11 of the conference's 16 years of existence
- New Mexico's all-time winning percentage in WisePies Arena - The Pit is over 81 percent.
- The floor is named Bob King Court in honor of the former head coach who led the Lobos from 1963 to 1972.



# The 2016-17 Lobo Men's Basketball Program



# The 2016-17 Lobos



**Aher Uguak**  
6'7" - 206 lbs. - Freshman - Guard/Forward  
Edmonton, Canada (Henry Ainley HS)

## NOTEWORTHY :

- Graduated and played at Henry Ainley HS
- Two-time Provincial Champion
- Rated as one of the best high school players in Western Canada
- Played for Drive Elite's summer team
- Named 2015 Alberta NPH Showcase Camp MVP

## GAME-BY-GAME STATISTICS

| Opponent            | Date     | GS | Min | FG-A | 3FG-A | FT-A | O-D-TR | PF | A | TO | B | S | PTS |
|---------------------|----------|----|-----|------|-------|------|--------|----|---|----|---|---|-----|
| Idaho State         | 11-11-16 |    |     |      |       |      |        |    |   |    |   |   |     |
| Houston Baptist     | 11-14-16 |    |     |      |       |      |        |    |   |    |   |   |     |
| New Mexico State    | 11-18-16 |    |     |      |       |      |        |    |   |    |   |   |     |
| vs. Virginia Tech   | 11-24-16 |    |     |      |       |      |        |    |   |    |   |   |     |
| TBA                 | 11-25-16 |    |     |      |       |      |        |    |   |    |   |   |     |
| TBA                 | 11-27-16 |    |     |      |       |      |        |    |   |    |   |   |     |
| Abilene Christian   | 11-30-16 |    |     |      |       |      |        |    |   |    |   |   |     |
| at Illinois State   | 12-03-16 |    |     |      |       |      |        |    |   |    |   |   |     |
| UTEP                | 12-07-16 |    |     |      |       |      |        |    |   |    |   |   |     |
| at New Mexico S.    | 12-10-16 |    |     |      |       |      |        |    |   |    |   |   |     |
| Arkansas-Pine Bluff | 12-17-16 |    |     |      |       |      |        |    |   |    |   |   |     |
| at Arizona          | 12-20-16 |    |     |      |       |      |        |    |   |    |   |   |     |
| Fresno State*       | 12-28-16 |    |     |      |       |      |        |    |   |    |   |   |     |
| at San Diego State* | 01-01-17 |    |     |      |       |      |        |    |   |    |   |   |     |
| at Utah State*      | 01-04-17 |    |     |      |       |      |        |    |   |    |   |   |     |
| Nevada*             | 01-07-17 |    |     |      |       |      |        |    |   |    |   |   |     |
| UNLV*               | 01-10-17 |    |     |      |       |      |        |    |   |    |   |   |     |
| at Colorado State*  | 01-14-17 |    |     |      |       |      |        |    |   |    |   |   |     |
| at Boise State*     | 01-17-17 |    |     |      |       |      |        |    |   |    |   |   |     |
| Wyoming*            | 01-21-17 |    |     |      |       |      |        |    |   |    |   |   |     |
| Utah State*         | 01-24-17 |    |     |      |       |      |        |    |   |    |   |   |     |
| at Nevada*          | 01-28-17 |    |     |      |       |      |        |    |   |    |   |   |     |
| at UNLV*            | 02-01-17 |    |     |      |       |      |        |    |   |    |   |   |     |
| San Jose State*     | 02-04-17 |    |     |      |       |      |        |    |   |    |   |   |     |
| at Air Force*       | 02-08-17 |    |     |      |       |      |        |    |   |    |   |   |     |
| Boise State*        | 02-14-17 |    |     |      |       |      |        |    |   |    |   |   |     |
| at Fresno State*    | 02-18-17 |    |     |      |       |      |        |    |   |    |   |   |     |
| Colorado State*     | 02-21-17 |    |     |      |       |      |        |    |   |    |   |   |     |
| at Wyoming*         | 02-25-17 |    |     |      |       |      |        |    |   |    |   |   |     |
| San Diego State*    | 03-04-17 |    |     |      |       |      |        |    |   |    |   |   |     |

## SEASON HIGHS

Points: N/A  
FG: N/A  
FGA: N/A  
3FG: N/A  
3FGA: N/A  
FT: N/A  
FTA: N/A  
Rebounds: N/A  
Assists: N/A  
Blocks: N/A  
Steals: N/A  
Minutes Played: N/A

## CAREER HIGHS

Points: N/A  
FG: N/A  
FGA: N/A  
3FG: N/A  
3FGA: N/A  
FT: N/A  
FTA: N/A  
Rebounds: N/A  
Assists: N/A  
Blocks: N/A  
Steals: N/A  
Minutes Played: N/A

## MISCELLANEOUS STATISTICS

## CAREER STATISTICS

# The 2016-17 Lobos



**Jordan Hunter**  
5'11" - 180 lbs. - Sophomore - Guard  
Beaumont, Texas (Ozen HS)

## NOTEWORTHY :

- Made first start of any freshman last season against San Jose State
- Scored 10 against Washington State, first freshman to hit double-digit scoring last season
- District Co-MVP as a senior in high school
- Reached the championship game of the 2015 Texas 5A state tournament

## GAME-BY-GAME STATISTICS

| Opponent            | Date     | GS | Min | FG-A | 3FG-A | FT-A | O-D-TR | PF | A | TO | B | S | PTS |
|---------------------|----------|----|-----|------|-------|------|--------|----|---|----|---|---|-----|
| Idaho State         | 11-11-16 |    |     |      |       |      |        |    |   |    |   |   |     |
| Houston Baptist     | 11-14-16 |    |     |      |       |      |        |    |   |    |   |   |     |
| New Mexico State    | 11-18-16 |    |     |      |       |      |        |    |   |    |   |   |     |
| vs. Virginia Tech   | 11-24-16 |    |     |      |       |      |        |    |   |    |   |   |     |
| TBA                 | 11-25-16 |    |     |      |       |      |        |    |   |    |   |   |     |
| TBA                 | 11-27-16 |    |     |      |       |      |        |    |   |    |   |   |     |
| Abilene Christian   | 11-30-16 |    |     |      |       |      |        |    |   |    |   |   |     |
| at Illinois State   | 12-03-16 |    |     |      |       |      |        |    |   |    |   |   |     |
| UTEP                | 12-07-16 |    |     |      |       |      |        |    |   |    |   |   |     |
| at New Mexico S.    | 12-10-16 |    |     |      |       |      |        |    |   |    |   |   |     |
| Arkansas-Pine Bluff | 12-17-16 |    |     |      |       |      |        |    |   |    |   |   |     |
| at Arizona          | 12-20-16 |    |     |      |       |      |        |    |   |    |   |   |     |
| Fresno State*       | 12-28-16 |    |     |      |       |      |        |    |   |    |   |   |     |
| at San Diego State* | 01-01-17 |    |     |      |       |      |        |    |   |    |   |   |     |
| at Utah State*      | 01-04-17 |    |     |      |       |      |        |    |   |    |   |   |     |
| Nevada*             | 01-07-17 |    |     |      |       |      |        |    |   |    |   |   |     |
| UNLV*               | 01-10-17 |    |     |      |       |      |        |    |   |    |   |   |     |
| at Colorado State*  | 01-14-17 |    |     |      |       |      |        |    |   |    |   |   |     |
| at Boise State*     | 01-17-17 |    |     |      |       |      |        |    |   |    |   |   |     |
| Wyoming*            | 01-21-17 |    |     |      |       |      |        |    |   |    |   |   |     |
| Utah State*         | 01-24-17 |    |     |      |       |      |        |    |   |    |   |   |     |
| at Nevada*          | 01-28-17 |    |     |      |       |      |        |    |   |    |   |   |     |
| at UNLV*            | 02-01-17 |    |     |      |       |      |        |    |   |    |   |   |     |
| San Jose State*     | 02-04-17 |    |     |      |       |      |        |    |   |    |   |   |     |
| at Air Force*       | 02-08-17 |    |     |      |       |      |        |    |   |    |   |   |     |
| Boise State*        | 02-14-17 |    |     |      |       |      |        |    |   |    |   |   |     |
| at Fresno State*    | 02-18-17 |    |     |      |       |      |        |    |   |    |   |   |     |
| Colorado State*     | 02-21-17 |    |     |      |       |      |        |    |   |    |   |   |     |
| at Wyoming*         | 02-25-17 |    |     |      |       |      |        |    |   |    |   |   |     |
| San Diego State*    | 03-04-17 |    |     |      |       |      |        |    |   |    |   |   |     |

## SEASON HIGHS

Points: N/A  
FG: N/A  
FGA: N/A  
3FG: N/A  
3FGA: N/A  
FT: N/A  
FTA: N/A  
Rebounds: N/A  
Assists: N/A  
Blocks: N/A  
Steals: N/A  
Minutes Played: N/A

## CAREER HIGHS

Points: 10 vs. Washington State (12-25-15)  
FG: 3 vs. Washington State (12-25-15)  
FGA: 5 vs. Washington State (12-25-15)  
3FG: 2, Twice  
3FGA: 3, Three times  
FT: 4 vs. Washington State (12-25-15)  
FTA: 5 vs. Washington State (12-25-15)  
Rebounds: 3, Twice  
Assists: 2, Five times  
Blocks: 1 vs. Northern Iowa (12-12-15)  
Steals: 3 vs. Utah State (1-9-16)  
Minutes Played: 28 vs. Washington State (12-25-15)

## MISCELLANEOUS STATISTICS

### SEASON

Double-Digit Scoring  
Led Team in Blocks  
Led Team in Assists

### CAREER

1  
1  
1

## CAREER STATISTICS

| Season  | gp-gs | min/avg | Total  |      | 3-Point |      | F-Throws |      | Rebounds |     |     |     | Scoring |    |     |    |     |     |
|---------|-------|---------|--------|------|---------|------|----------|------|----------|-----|-----|-----|---------|----|-----|----|-----|-----|
|         |       |         | fg-fga | pct  | fg-fga  | pct  | ft-fa    | pct  | off      | def | tot | avg | pf      | fo | ast | to | blk | stl |
| 2015-16 | 28-1  | 253/9.0 | 23-53  | .434 | 10-24   | .417 | 7-10     | .700 | 3        | 23  | 26  | 0.9 | 22      | 0  | 31  | 26 | 1   | 14  |
| TOTAL   | 28-1  | 253/9.0 | 23-53  | .434 | 10-24   | .417 | 7-10     | .700 | 3        | 23  | 26  | 0.9 | 22      | 0  | 31  | 26 | 1   | 14  |
|         |       |         |        |      |         |      |          |      |          |     |     |     |         |    |     |    |     |     |

# The 2016-17 Lobos

4



**Elijah Brown**  
6'4" - 200 lbs. - RS-Junior - Guard  
Orange County, Calif. (Butler)

## NOTEWORTHY :

- Named MW Preseason Player of the Year
- 2017 Jerry West Award Watch List
- 41 against Fresno State last season is most in WisePies Arena since 2003
- 33 points against San Jose State last season is school record off the bench
- 15-for-15 FT shooting vs. Nevada last year was one short of school record
- Son of former NBA head coach Mike Brown

## GAME-BY-GAME STATISTICS

| Opponent            | Date     | GS | Min | FG-A | 3FG-A | FT-A | O-D-TR | PF | A | TO | B | S | PTS |
|---------------------|----------|----|-----|------|-------|------|--------|----|---|----|---|---|-----|
| Idaho State         | 11-11-16 |    |     |      |       |      |        |    |   |    |   |   |     |
| Houston Baptist     | 11-14-16 |    |     |      |       |      |        |    |   |    |   |   |     |
| New Mexico State    | 11-18-16 |    |     |      |       |      |        |    |   |    |   |   |     |
| vs. Virginia Tech   | 11-24-16 |    |     |      |       |      |        |    |   |    |   |   |     |
| TBA                 | 11-25-16 |    |     |      |       |      |        |    |   |    |   |   |     |
| TBA                 | 11-27-16 |    |     |      |       |      |        |    |   |    |   |   |     |
| Abilene Christian   | 11-30-16 |    |     |      |       |      |        |    |   |    |   |   |     |
| at Illinois State   | 12-03-16 |    |     |      |       |      |        |    |   |    |   |   |     |
| UTEP                | 12-07-16 |    |     |      |       |      |        |    |   |    |   |   |     |
| at New Mexico S.    | 12-10-16 |    |     |      |       |      |        |    |   |    |   |   |     |
| Arkansas-Pine Bluff | 12-17-16 |    |     |      |       |      |        |    |   |    |   |   |     |
| at Arizona          | 12-20-16 |    |     |      |       |      |        |    |   |    |   |   |     |
| Fresno State*       | 12-28-16 |    |     |      |       |      |        |    |   |    |   |   |     |
| at San Diego State* | 01-01-17 |    |     |      |       |      |        |    |   |    |   |   |     |
| at Utah State*      | 01-04-17 |    |     |      |       |      |        |    |   |    |   |   |     |
| Nevada*             | 01-07-17 |    |     |      |       |      |        |    |   |    |   |   |     |
| UNLV*               | 01-10-17 |    |     |      |       |      |        |    |   |    |   |   |     |
| at Colorado State*  | 01-14-17 |    |     |      |       |      |        |    |   |    |   |   |     |
| at Boise State*     | 01-17-17 |    |     |      |       |      |        |    |   |    |   |   |     |
| Wyoming*            | 01-21-17 |    |     |      |       |      |        |    |   |    |   |   |     |
| Utah State*         | 01-24-17 |    |     |      |       |      |        |    |   |    |   |   |     |
| at Nevada*          | 01-28-17 |    |     |      |       |      |        |    |   |    |   |   |     |
| at UNLV*            | 02-01-17 |    |     |      |       |      |        |    |   |    |   |   |     |
| San Jose State*     | 02-04-17 |    |     |      |       |      |        |    |   |    |   |   |     |
| at Air Force*       | 02-08-17 |    |     |      |       |      |        |    |   |    |   |   |     |
| Boise State*        | 02-14-17 |    |     |      |       |      |        |    |   |    |   |   |     |
| at Fresno State*    | 02-18-17 |    |     |      |       |      |        |    |   |    |   |   |     |
| Colorado State*     | 02-21-17 |    |     |      |       |      |        |    |   |    |   |   |     |
| at Wyoming*         | 02-25-17 |    |     |      |       |      |        |    |   |    |   |   |     |
| San Diego State*    | 03-04-17 |    |     |      |       |      |        |    |   |    |   |   |     |

## SEASON HIGHS

Points: N/A  
FG: N/A  
FGA: N/A  
3FG: N/A  
3FGA: N/A  
FT: N/A  
FTA: N/A  
Rebounds: N/A  
Assists: N/A  
Blocks: N/A  
Steals: N/A  
Minutes Played: N/A

## CAREER HIGHS

Points: 41 vs. Fresno State (2-27-16)  
FG: 11 vs. Fresno State (2-27-16)  
FGA: 23 vs. Fresno State (2-27-16)  
3FG: 7 at Air Force (2-20-16)  
3FGA: 13 at Air Force (2-20-16)  
FT: 15 vs. Nevada (12-30-15)  
FTA: 15 vs. Nevada (12-30-15)  
Rebounds: 11 vs. Fresno State (2-27-16)  
Assists: 6, Four times  
Blocks: 1, Twice  
Steals: 3 vs. Nevada (12-30-15)  
Minutes Played: 43 at San Diego State (2-6-16)

## MISCELLANEOUS STATISTICS

|                      | SEASON | CAREER |
|----------------------|--------|--------|
| 30+ Scoring          | 6      | 6      |
| 20+ Scoring          | 18     | 18     |
| 10+ Rebounds         | 2      | 2      |
| Double-Doubles       | 2      | 2      |
| Double-Digit Scoring | 31     | 31     |
| Led Team in Scoring  | 22     | 22     |
| Led Team in Assists  | 13     | 13     |
| Led Team in Rebounds | 7      | 7      |
| Led Team in Steals   | 15     | 15     |

## CAREER STATISTICS

| Season  | gp-gs | min/avg   | Total fg-fga pct | 3-Point fg-fga pct | F-Throws ft-fta pct | Rebounds off def tot avg | pf | fo | ast | to  | blk | stl | Scoring pts avg |
|---------|-------|-----------|------------------|--------------------|---------------------|--------------------------|----|----|-----|-----|-----|-----|-----------------|
| 2015-16 | 32-29 | 1078/33.7 | 194-453 .428     | 89-226 .394        | 217-255 .851        | 22 154 176 5.5           | 64 | 0  | 100 | 109 | 2   | 35  | 694 21.7        |
| TOTAL   | 32-29 | 1078/33.7 | 194-453 .428     | 89-226 .394        | 217-255 .851        | 22 154 176 5.5           | 64 | 0  | 100 | 109 | 2   | 35  | 694 21.7        |



# The 2016-17 Lobos



**Jalen Harris**  
6'2" - 156 lbs. - Freshman - Guard  
Wilson, N.C. (Word of God Academy)

## NOTEWORTHY :

- Played at same high school as UK standout and NBA star John Wall
- Rated a top-15 recruit in the state of North Carolina
- Leader on Word of God basketball team that was rated in top-40 in N.C.
- Played for John Wall's summer team

## GAME-BY-GAME STATISTICS

| Opponent            | Date     | GS | Min | FG-A | 3FG-A | FT-A | O-D-TR | PF | A | TO | B | S | PTS |
|---------------------|----------|----|-----|------|-------|------|--------|----|---|----|---|---|-----|
| Idaho State         | 11-11-16 |    |     |      |       |      |        |    |   |    |   |   |     |
| Houston Baptist     | 11-14-16 |    |     |      |       |      |        |    |   |    |   |   |     |
| New Mexico State    | 11-18-16 |    |     |      |       |      |        |    |   |    |   |   |     |
| vs. Virginia Tech   | 11-24-16 |    |     |      |       |      |        |    |   |    |   |   |     |
| TBA                 | 11-25-16 |    |     |      |       |      |        |    |   |    |   |   |     |
| TBA                 | 11-27-16 |    |     |      |       |      |        |    |   |    |   |   |     |
| Abilene Christian   | 11-30-16 |    |     |      |       |      |        |    |   |    |   |   |     |
| at Illinois State   | 12-03-16 |    |     |      |       |      |        |    |   |    |   |   |     |
| UTEP                | 12-07-16 |    |     |      |       |      |        |    |   |    |   |   |     |
| at New Mexico S.    | 12-10-16 |    |     |      |       |      |        |    |   |    |   |   |     |
| Arkansas-Pine Bluff | 12-17-16 |    |     |      |       |      |        |    |   |    |   |   |     |
| at Arizona          | 12-20-16 |    |     |      |       |      |        |    |   |    |   |   |     |
| Fresno State*       | 12-28-16 |    |     |      |       |      |        |    |   |    |   |   |     |
| at San Diego State* | 01-01-17 |    |     |      |       |      |        |    |   |    |   |   |     |
| at Utah State*      | 01-04-17 |    |     |      |       |      |        |    |   |    |   |   |     |
| Nevada*             | 01-07-17 |    |     |      |       |      |        |    |   |    |   |   |     |
| UNLV*               | 01-10-17 |    |     |      |       |      |        |    |   |    |   |   |     |
| at Colorado State*  | 01-14-17 |    |     |      |       |      |        |    |   |    |   |   |     |
| at Boise State*     | 01-17-17 |    |     |      |       |      |        |    |   |    |   |   |     |
| Wyoming*            | 01-21-17 |    |     |      |       |      |        |    |   |    |   |   |     |
| Utah State*         | 01-24-17 |    |     |      |       |      |        |    |   |    |   |   |     |
| at Nevada*          | 01-28-17 |    |     |      |       |      |        |    |   |    |   |   |     |
| at UNLV*            | 02-01-17 |    |     |      |       |      |        |    |   |    |   |   |     |
| San Jose State*     | 02-04-17 |    |     |      |       |      |        |    |   |    |   |   |     |
| at Air Force*       | 02-08-17 |    |     |      |       |      |        |    |   |    |   |   |     |
| Boise State*        | 02-14-17 |    |     |      |       |      |        |    |   |    |   |   |     |
| at Fresno State*    | 02-18-17 |    |     |      |       |      |        |    |   |    |   |   |     |
| Colorado State*     | 02-21-17 |    |     |      |       |      |        |    |   |    |   |   |     |
| at Wyoming*         | 02-25-17 |    |     |      |       |      |        |    |   |    |   |   |     |
| San Diego State*    | 03-04-17 |    |     |      |       |      |        |    |   |    |   |   |     |

## SEASON HIGHS

Points: N/A  
FG: N/A  
FGA: N/A  
3FG: N/A  
3FGA: N/A  
FT: N/A  
FTA: N/A  
Rebounds: N/A  
Assists: N/A  
Blocks: N/A  
Steals: N/A  
Minutes Played: N/A

## CAREER HIGHS

Points: N/A  
FG: N/A  
FGA: N/A  
3FG: N/A  
3FGA: N/A  
FT: N/A  
FTA: N/A  
Rebounds: N/A  
Assists: N/A  
Blocks: N/A  
Steals: N/A  
Minutes Played: N/A

## MISCELLANEOUS STATISTICS

## CAREER STATISTICS

# The 2016-17 Lobos



**Obij Aget**  
7'1" - 220 lbs. - Senior - Center  
Juba, South Sudan (La Lumiere HS)

## NOTEWORTHY :

- 64 percent shooter last season
- Six games with perfect field goal percentage
- Academic All-MW selection
- From a family of 12 children

## GAME-BY-GAME STATISTICS

| Opponent            | Date     | GS | Min | FG-A | 3FG-A | FT-A | O-D-TR | PF | A | TO | B | S | PTS |
|---------------------|----------|----|-----|------|-------|------|--------|----|---|----|---|---|-----|
| Idaho State         | 11-11-16 |    |     |      |       |      |        |    |   |    |   |   |     |
| Houston Baptist     | 11-14-16 |    |     |      |       |      |        |    |   |    |   |   |     |
| New Mexico State    | 11-18-16 |    |     |      |       |      |        |    |   |    |   |   |     |
| vs. Virginia Tech   | 11-24-16 |    |     |      |       |      |        |    |   |    |   |   |     |
| TBA                 | 11-25-16 |    |     |      |       |      |        |    |   |    |   |   |     |
| TBA                 | 11-27-16 |    |     |      |       |      |        |    |   |    |   |   |     |
| Abilene Christian   | 11-30-16 |    |     |      |       |      |        |    |   |    |   |   |     |
| at Illinois State   | 12-03-16 |    |     |      |       |      |        |    |   |    |   |   |     |
| UTEP                | 12-07-16 |    |     |      |       |      |        |    |   |    |   |   |     |
| at New Mexico S.    | 12-10-16 |    |     |      |       |      |        |    |   |    |   |   |     |
| Arkansas-Pine Bluff | 12-17-16 |    |     |      |       |      |        |    |   |    |   |   |     |
| at Arizona          | 12-20-16 |    |     |      |       |      |        |    |   |    |   |   |     |
| Fresno State*       | 12-28-16 |    |     |      |       |      |        |    |   |    |   |   |     |
| at San Diego State* | 01-01-17 |    |     |      |       |      |        |    |   |    |   |   |     |
| at Utah State*      | 01-04-17 |    |     |      |       |      |        |    |   |    |   |   |     |
| Nevada*             | 01-07-17 |    |     |      |       |      |        |    |   |    |   |   |     |
| UNLV*               | 01-10-17 |    |     |      |       |      |        |    |   |    |   |   |     |
| at Colorado State*  | 01-14-17 |    |     |      |       |      |        |    |   |    |   |   |     |
| at Boise State*     | 01-17-17 |    |     |      |       |      |        |    |   |    |   |   |     |
| Wyoming*            | 01-21-17 |    |     |      |       |      |        |    |   |    |   |   |     |
| Utah State*         | 01-24-17 |    |     |      |       |      |        |    |   |    |   |   |     |
| at Nevada*          | 01-28-17 |    |     |      |       |      |        |    |   |    |   |   |     |
| at UNLV*            | 02-01-17 |    |     |      |       |      |        |    |   |    |   |   |     |
| San Jose State*     | 02-04-17 |    |     |      |       |      |        |    |   |    |   |   |     |
| at Air Force*       | 02-08-17 |    |     |      |       |      |        |    |   |    |   |   |     |
| Boise State*        | 02-14-17 |    |     |      |       |      |        |    |   |    |   |   |     |
| at Fresno State*    | 02-18-17 |    |     |      |       |      |        |    |   |    |   |   |     |
| Colorado State*     | 02-21-17 |    |     |      |       |      |        |    |   |    |   |   |     |
| at Wyoming*         | 02-25-17 |    |     |      |       |      |        |    |   |    |   |   |     |
| San Diego State*    | 03-04-17 |    |     |      |       |      |        |    |   |    |   |   |     |

## SEASON HIGHS

Points: N/A  
FG: N/A  
FGA: N/A  
3FG: N/A  
3FGA: N/A  
FT: N/A  
FTA: N/A  
Rebounds: N/A  
Assists: N/A  
Blocks: N/A  
Steals: N/A  
Minutes Played: N/A

## CAREER HIGHS

Points: 14 (3x) Last Time vs. Nevada (12-30-15)  
FG: 7 vs. Nevada (12-30-15)  
FGA: 11 vs. Wyoming (3-7-15)  
3FG: N/A  
3FGA: N/A  
FT: 5 (2x) Last Time vs. Rice (12-19-15)  
FTA: 8 vs. Rice (12-19-15)  
Rebounds: 14 at Nevada (3-5-16)  
Assists: 2 (2x) Last Time vs. Air Force (1-27-16)  
Blocks: 5 vs. Rice (12-19-15)  
Steals: 3 (2x) Last Time vs. Nevada (12-30-15)  
Minutes Played: 42 vs. Wyoming (3-7-15)

## MISCELLANEOUS STATISTICS

### SEASON

Led Team in Scoring  
Double-Digit Scoring  
10+ Rebounds  
Double-Doubles  
Led Team in Rebounding  
Led Team in Blocks  
Led Team in Steals

### CAREER

4  
17  
8  
8  
20  
31  
3

## CAREER STATISTICS

| Season  | gp-gs | min/avg   | Total   |      | 3-Point |      | F-Throws |      | Rebounds |     |     |     | Scoring |     |     |     |     |
|---------|-------|-----------|---------|------|---------|------|----------|------|----------|-----|-----|-----|---------|-----|-----|-----|-----|
|         |       |           | fg-fga  | pct  | fg-fga  | pct  | ft-fa    | pct  | off      | def | tot | avg | pts     | avg | blk | stl | pts |
| 2013-14 | 28-2  | 176/6.3   | 14-26   | .538 | 0-0     | .000 | 7-13     | .538 | 13       | 24  | 37  | 1.3 | 35      | 1.3 | 5   | 1   |     |
| 2014-15 | 31-31 | 765/24.7  | 81-145  | .559 | 0-0     | .000 | 50-77    | .649 | 60       | 108 | 168 | 5.4 | 212     | 6.8 | 42  | 16  |     |
| 2015-16 | 32-32 | 724/22.6  | 89-139  | .640 | 0-0     | .000 | 34-48    | .708 | 67       | 115 | 182 | 5.7 | 212     | 6.6 | 38  | 7   |     |
| TOTAL   | 91-65 | 1665/18.3 | 184-310 | .594 | 0-0     | .000 | 91-138   | .659 | 140      | 247 | 387 | 4.3 | 459     | 5.0 | 85  | 24  |     |

NEW MEXICO MEN'S BASKETBALL  
WWW.GOLOBOS.COM

# The 2016-17 Lobos

14



**Dane Kuiper**  
6'7" - 200 lbs. - Sophomore - Guard/Forward  
Wasilla, Alaska (Corona del Sol HS (Ariz.))

## NOTEWORTHY :

- Set career-highs of 11 points, four rebounds, four assists and two blocks at San Jose State
- Academic All-MW selection
- Rated as the top player in Arizona for the 2015 recruiting class
- Helped guide Tempe Corona del Sol to a pair of state championships
- One of five NCAA Division I players from the 2014-15 Corona del Sol Aztecs

## GAME-BY-GAME STATISTICS

## SEASON HIGHS

| Opponent            | Date     | GS | Min | FG-A | 3FG-A | FT-A | O-D-TR | PF | A | TO | B | S | PTS |
|---------------------|----------|----|-----|------|-------|------|--------|----|---|----|---|---|-----|
| Idaho State         | 11-11-16 |    |     |      |       |      |        |    |   |    |   |   |     |
| Houston Baptist     | 11-14-16 |    |     |      |       |      |        |    |   |    |   |   |     |
| New Mexico State    | 11-18-16 |    |     |      |       |      |        |    |   |    |   |   |     |
| vs. Virginia Tech   | 11-24-16 |    |     |      |       |      |        |    |   |    |   |   |     |
| TBA                 | 11-25-16 |    |     |      |       |      |        |    |   |    |   |   |     |
| TBA                 | 11-27-16 |    |     |      |       |      |        |    |   |    |   |   |     |
| Abilene Christian   | 11-30-16 |    |     |      |       |      |        |    |   |    |   |   |     |
| at Illinois State   | 12-03-16 |    |     |      |       |      |        |    |   |    |   |   |     |
| UTEP                | 12-07-16 |    |     |      |       |      |        |    |   |    |   |   |     |
| at New Mexico S.    | 12-10-16 |    |     |      |       |      |        |    |   |    |   |   |     |
| Arkansas-Pine Bluff | 12-17-16 |    |     |      |       |      |        |    |   |    |   |   |     |
| at Arizona          | 12-20-16 |    |     |      |       |      |        |    |   |    |   |   |     |
| Fresno State*       | 12-28-16 |    |     |      |       |      |        |    |   |    |   |   |     |
| at San Diego State* | 01-01-17 |    |     |      |       |      |        |    |   |    |   |   |     |
| at Utah State*      | 01-04-17 |    |     |      |       |      |        |    |   |    |   |   |     |
| Nevada*             | 01-07-17 |    |     |      |       |      |        |    |   |    |   |   |     |
| UNLV*               | 01-10-17 |    |     |      |       |      |        |    |   |    |   |   |     |
| at Colorado State*  | 01-14-17 |    |     |      |       |      |        |    |   |    |   |   |     |
| at Boise State*     | 01-17-17 |    |     |      |       |      |        |    |   |    |   |   |     |
| Wyoming*            | 01-21-17 |    |     |      |       |      |        |    |   |    |   |   |     |
| Utah State*         | 01-24-17 |    |     |      |       |      |        |    |   |    |   |   |     |
| at Nevada*          | 01-28-17 |    |     |      |       |      |        |    |   |    |   |   |     |
| at UNLV*            | 02-01-17 |    |     |      |       |      |        |    |   |    |   |   |     |
| San Jose State*     | 02-04-17 |    |     |      |       |      |        |    |   |    |   |   |     |
| at Air Force*       | 02-08-17 |    |     |      |       |      |        |    |   |    |   |   |     |
| Boise State*        | 02-14-17 |    |     |      |       |      |        |    |   |    |   |   |     |
| at Fresno State*    | 02-18-17 |    |     |      |       |      |        |    |   |    |   |   |     |
| Colorado State*     | 02-21-17 |    |     |      |       |      |        |    |   |    |   |   |     |
| at Wyoming*         | 02-25-17 |    |     |      |       |      |        |    |   |    |   |   |     |
| San Diego State*    | 03-04-17 |    |     |      |       |      |        |    |   |    |   |   |     |

Points: N/A

FG: N/A

FGA: N/A

3FG: N/A

3FGA: N/A

FT: N/A

FTA: N/A

Rebounds: N/A

Assists: N/A

Blocks: N/A

Steals: N/A

Minutes Played: N/A

## CAREER HIGHS

Points: 11 at San Jose State (1-26-16)

FG: 3 at San Jose State (1-26-16)

FGA: 6 at Air Force (2-20-16)

3FG: 2, Twice

3FGA: 3, Three times

FT: 3 at San Jose State (1-26-16)

FTA: 3 at San Jose State (1-26-16)

Rebounds: 4 at San Jose State (1-26-16)

Assists: 4 at San Jose State (1-26-16)

Blocks: 2, Twice

Steals: 2 vs. Utah State (1-9-16)

Minutes Played: 28 at San Jose State (1-26-16)

## MISCELLANEOUS STATISTICS

### SEASON

Double-Digit Scoring  
Led Team in Assists  
Led Team in Blocks


### CAREER

1  
2  
1

## CAREER STATISTICS

| Season  | gp-gs | min/avg | Total  |      | 3-Point |      | F-Throws |      | Rebounds |     |     |     |    |    |     |    |     |     | Scoring |     |
|---------|-------|---------|--------|------|---------|------|----------|------|----------|-----|-----|-----|----|----|-----|----|-----|-----|---------|-----|
|         |       |         | fg-fga | pct  | fg-fga  | pct  | ft-fa    | pct  | off      | def | tot | avg | pf | fo | ast | to | blk | stl | pts     | avg |
| 2015-16 | 25-0  | 207/8.3 | 12-37  | .324 | 6-18    | .333 | 7-9      | .778 | 3        | 23  | 26  | 1.0 | 22 | 1  | 20  | 9  | 8   | 6   | 37      | 1.5 |
| TOTAL   | 25-0  | 207/8.3 | 12-37  | .324 | 6-18    | .333 | 7-9      | .778 | 3        | 23  | 26  | 1.0 | 22 | 1  | 20  | 9  | 8   | 6   | 37      | 1.5 |

# The 2016-17 Lobos



**Sam Logwood**  
6'7" - 210 lbs. - Junior - Guard/Forward  
Indianapolis, Ind. (La Lumiere HS)

## NOTEWORTHY :

- Scored double digits against Loyola-Chicago, NMSU, UNLV and Nevada
- Season-high 16 points in MW Tournament against Nevada
- Career highs of three blocks, four steals at San Diego State
- Career highs of seven boards, five assists against Wyoming
- Academic All-MW selection in 2015

## GAME-BY-GAME STATISTICS

| Opponent            | Date     | GS | Min | FG-A | 3FG-A | FT-A | O-D-TR | PF | A | TO | B | S | PTS |
|---------------------|----------|----|-----|------|-------|------|--------|----|---|----|---|---|-----|
| Idaho State         | 11-11-16 |    |     |      |       |      |        |    |   |    |   |   |     |
| Houston Baptist     | 11-14-16 |    |     |      |       |      |        |    |   |    |   |   |     |
| New Mexico State    | 11-18-16 |    |     |      |       |      |        |    |   |    |   |   |     |
| vs. Virginia Tech   | 11-24-16 |    |     |      |       |      |        |    |   |    |   |   |     |
| TBA                 | 11-25-16 |    |     |      |       |      |        |    |   |    |   |   |     |
| TBA                 | 11-27-16 |    |     |      |       |      |        |    |   |    |   |   |     |
| Abilene Christian   | 11-30-16 |    |     |      |       |      |        |    |   |    |   |   |     |
| at Illinois State   | 12-03-16 |    |     |      |       |      |        |    |   |    |   |   |     |
| UTEP                | 12-07-16 |    |     |      |       |      |        |    |   |    |   |   |     |
| at New Mexico S.    | 12-10-16 |    |     |      |       |      |        |    |   |    |   |   |     |
| Arkansas-Pine Bluff | 12-17-16 |    |     |      |       |      |        |    |   |    |   |   |     |
| at Arizona          | 12-20-16 |    |     |      |       |      |        |    |   |    |   |   |     |
| Fresno State*       | 12-28-16 |    |     |      |       |      |        |    |   |    |   |   |     |
| at San Diego State* | 01-01-17 |    |     |      |       |      |        |    |   |    |   |   |     |
| at Utah State*      | 01-04-17 |    |     |      |       |      |        |    |   |    |   |   |     |
| Nevada*             | 01-07-17 |    |     |      |       |      |        |    |   |    |   |   |     |
| UNLV*               | 01-10-17 |    |     |      |       |      |        |    |   |    |   |   |     |
| at Colorado State*  | 01-14-17 |    |     |      |       |      |        |    |   |    |   |   |     |
| at Boise State*     | 01-17-17 |    |     |      |       |      |        |    |   |    |   |   |     |
| Wyoming*            | 01-21-17 |    |     |      |       |      |        |    |   |    |   |   |     |
| Utah State*         | 01-24-17 |    |     |      |       |      |        |    |   |    |   |   |     |
| at Nevada*          | 01-28-17 |    |     |      |       |      |        |    |   |    |   |   |     |
| at UNLV*            | 02-01-17 |    |     |      |       |      |        |    |   |    |   |   |     |
| San Jose State*     | 02-04-17 |    |     |      |       |      |        |    |   |    |   |   |     |
| at Air Force*       | 02-08-17 |    |     |      |       |      |        |    |   |    |   |   |     |
| Boise State*        | 02-14-17 |    |     |      |       |      |        |    |   |    |   |   |     |
| at Fresno State*    | 02-18-17 |    |     |      |       |      |        |    |   |    |   |   |     |
| Colorado State*     | 02-21-17 |    |     |      |       |      |        |    |   |    |   |   |     |
| at Wyoming*         | 02-25-17 |    |     |      |       |      |        |    |   |    |   |   |     |
| San Diego State*    | 03-04-17 |    |     |      |       |      |        |    |   |    |   |   |     |

## SEASON HIGHS

Points: N/A  
FG: N/A  
FGA: N/A  
3FG: N/A  
3FGA: N/A  
FT: N/A  
FTA: N/A  
Rebounds: N/A  
Assists: N/A  
Blocks: N/A  
Steals: N/A  
Minutes Played: N/A

## CAREER HIGHS

Points: 17 vs. Air Force (1-14-15)  
FG: 6 (2x) Last Time vs. Air Force (3-11-15)  
FGA: 11 (2x) Last Time vs. Nevada (3-10-16)  
3FG: 2 (6x) Last Time vs. Nevada (3-10-16)  
3FGA: 6 vs. Air Force (3-11-15)  
FT: 5 vs. Air Force (1-14-15)  
FTA: 6 vs. Air Force (1-14-15)  
Rebounds: 7 (4x) Last Time at Nevada (3-5-16)  
Assists: 5 vs. Wyoming (1-16-16)  
Blocks: 3 at San Diego State (2-6-16)  
Steals: 4 at San Diego State (2-6-16)  
Minutes Played: 41 at San Diego State (2-6-16)

## MISCELLANEOUS STATISTICS

### SEASON

Led Team in Scoring  
Double-Digit Scoring  
Led Team in Rebounding  
Led Team in Steals  
Led Team in Blocks  
Led Team in Assists

### CAREER

2  
10  
2  
12  
5  
6

## CAREER STATISTICS

| Season  | gp-gs | min/avg   | Total fg-fga | pct  | 3-Point fg-fga | pct  | F-Throws ft-fta | pct  | Rebounds off | def | tot | avg | pf  | fo | ast | to | blk | stl | Scoring pts | avg |
|---------|-------|-----------|--------------|------|----------------|------|-----------------|------|--------------|-----|-----|-----|-----|----|-----|----|-----|-----|-------------|-----|
| 2014-15 | 28-16 | 572/20.4  | 57-145       | .393 | 17-55          | .309 | 40-55           | .727 | 24           | 52  | 76  | 2.7 | 46  | 0  | 31  | 29 | 3   | 9   | 171         | 6.1 |
| 2015-16 | 32-32 | 836/26.1  | 75-171       | .439 | 17-43          | .395 | 35-60           | .583 | 37           | 93  | 130 | 4.1 | 78  | 2  | 58  | 49 | 14  | 24  | 202         | 6.3 |
| TOTAL   | 60-48 | 1408/23.5 | 132-316      | .418 | 34-98          | .347 | 75-115          | .652 | 61           | 145 | 206 | 3.4 | 124 | 2  | 89  | 78 | 17  | 33  | 373         | 6.2 |

NEW MEXICO MEN'S BASKETBALL  
WWW.GOLOBOS.COM



# The 2016-17 Lobos



**Xavier Adams**  
6'4" - 205 lbs. - Junior - Guard  
Flower Mound, Texas (Edward S. Marcus HS)

## NOTEWORTHY :

- Team's leading scorer off the bench last season
- Had a career-high 14 points against Nevada and Air Force
- At least 20 minutes played in four of last six games
- Made first start last season against Wyoming
- Rated among top 15 players in the state of Texas as a high school senior

## GAME-BY-GAME STATISTICS

| Opponent            | Date     | GS | Min | FG-A | 3FG-A | FT-A | O-D-TR | PF | A | TO | B | S | PTS |
|---------------------|----------|----|-----|------|-------|------|--------|----|---|----|---|---|-----|
| Idaho State         | 11-11-16 |    |     |      |       |      |        |    |   |    |   |   |     |
| Houston Baptist     | 11-14-16 |    |     |      |       |      |        |    |   |    |   |   |     |
| New Mexico State    | 11-18-16 |    |     |      |       |      |        |    |   |    |   |   |     |
| vs. Virginia Tech   | 11-24-16 |    |     |      |       |      |        |    |   |    |   |   |     |
| TBA                 | 11-25-16 |    |     |      |       |      |        |    |   |    |   |   |     |
| TBA                 | 11-27-16 |    |     |      |       |      |        |    |   |    |   |   |     |
| Abilene Christian   | 11-30-16 |    |     |      |       |      |        |    |   |    |   |   |     |
| at Illinois State   | 12-03-16 |    |     |      |       |      |        |    |   |    |   |   |     |
| UTEP                | 12-07-16 |    |     |      |       |      |        |    |   |    |   |   |     |
| at New Mexico S.    | 12-10-16 |    |     |      |       |      |        |    |   |    |   |   |     |
| Arkansas-Pine Bluff | 12-17-16 |    |     |      |       |      |        |    |   |    |   |   |     |
| at Arizona          | 12-20-16 |    |     |      |       |      |        |    |   |    |   |   |     |
| Fresno State*       | 12-28-16 |    |     |      |       |      |        |    |   |    |   |   |     |
| at San Diego State* | 01-01-17 |    |     |      |       |      |        |    |   |    |   |   |     |
| at Utah State*      | 01-04-17 |    |     |      |       |      |        |    |   |    |   |   |     |
| Nevada*             | 01-07-17 |    |     |      |       |      |        |    |   |    |   |   |     |
| UNLV*               | 01-10-17 |    |     |      |       |      |        |    |   |    |   |   |     |
| at Colorado State*  | 01-14-17 |    |     |      |       |      |        |    |   |    |   |   |     |
| at Boise State*     | 01-17-17 |    |     |      |       |      |        |    |   |    |   |   |     |
| Wyoming*            | 01-21-17 |    |     |      |       |      |        |    |   |    |   |   |     |
| Utah State*         | 01-24-17 |    |     |      |       |      |        |    |   |    |   |   |     |
| at Nevada*          | 01-28-17 |    |     |      |       |      |        |    |   |    |   |   |     |
| at UNLV*            | 02-01-17 |    |     |      |       |      |        |    |   |    |   |   |     |
| San Jose State*     | 02-04-17 |    |     |      |       |      |        |    |   |    |   |   |     |
| at Air Force*       | 02-08-17 |    |     |      |       |      |        |    |   |    |   |   |     |
| Boise State*        | 02-14-17 |    |     |      |       |      |        |    |   |    |   |   |     |
| at Fresno State*    | 02-18-17 |    |     |      |       |      |        |    |   |    |   |   |     |
| Colorado State*     | 02-21-17 |    |     |      |       |      |        |    |   |    |   |   |     |
| at Wyoming*         | 02-25-17 |    |     |      |       |      |        |    |   |    |   |   |     |
| San Diego State*    | 03-04-17 |    |     |      |       |      |        |    |   |    |   |   |     |

## SEASON HIGHS

Points: N/A  
FG: N/A  
FGA: N/A  
3FG: N/A  
3FGA: N/A  
FT: N/A  
FTA: N/A  
Rebounds: N/A  
Assists: N/A  
Blocks: N/A  
Steals: N/A  
Minutes Played: N/A

## CAREER HIGHS

Points: 14 (2x) Last Time vs. Air Force (1-27-16)  
FG: 5 (3x) Last Time vs. Air Force (1-27-16)  
FGA: 8 (3x) Last Time vs. Wyoming (1-16-16)  
3FG: 2 vs. Fresno State (12-31-14)  
3FGA: 4 vs. ULM (12-13-14)  
FT: 6 vs. Nevada (12-30-15)  
FTA: 8 (2x) Last Time vs. San Jose State (2-13-16)  
Rebounds: 7 (2x) Last Time at Nevada (3-5-16)  
Assists: 3 (3x) Last Time vs. Air Force (1-27-16)  
Blocks: 2 (2x) Last Time at UNLV (1-12-16)  
Steals: 3 at New Mexico State (12-20-14)  
Minutes Played: 27 at Grand Canyon (12-23-14)

## MISCELLANEOUS STATISTICS

### SEASON

Double-Digit Scoring  
Led Team in Steals  
Led Team in Blocks  
Led Team in Assists

### CAREER

3  
7  
6  
1

## CAREER STATISTICS

| Season  | gp-gs | min/avg  | Total fg-fga | pct  | 3-Point fg-fga | pct  | F-Throws ft-fta | pct  | Rebounds off | def | tot | avg | pf  | fo | ast | to | blk | stl | Scoring pts | avg |
|---------|-------|----------|--------------|------|----------------|------|-----------------|------|--------------|-----|-----|-----|-----|----|-----|----|-----|-----|-------------|-----|
| 2014-15 | 30-11 | 357/11.9 | 35-78        | .449 | 9-31           | .290 | 19-38           | .500 | 20           | 37  | 57  | 1.9 | 40  | 1  | 18  | 24 | 9   | 9   | 98          | 3.3 |
| 2015-16 | 32-3  | 446/13.9 | 50-102       | .490 | 4-24           | .167 | 42-63           | .667 | 33           | 49  | 82  | 2.6 | 88  | 1  | 32  | 34 | 8   | 16  | 146         | 4.6 |
| TOTAL   | 62-14 | 803/13.0 | 85-180       | .472 | 13-55          | .236 | 61-101          | .604 | 53           | 86  | 139 | 2.2 | 128 | 2  | 50  | 58 | 17  | 25  | 244         | 3.9 |

NEW MEXICO MEN'S BASKETBALL  
WWW.GOLOBOS.COM

# The 2016-17 Lobos



**Holt Shelley**  
6-9 - 221 lbs. - Freshman - Forward  
Cliff, N.M. (Cliff HS)

## NOTEWORTHY :

- One of two walk-ons from the state of New Mexico
- Part of three New Mexico State Basketball Championships ('13,'14,'15)
- Two-time Class A Player of the Year, two-time First Team All-State
- 2016 New Mexico Preps No. 1 recruit
- Played for the Danny Granger Hurricanes summer team

## GAME-BY-GAME STATISTICS

| Opponent            | Date     | GS | Min | FG-A | 3FG-A | FT-A | O-D-TR | PF | A | TO | B | S | PTS |
|---------------------|----------|----|-----|------|-------|------|--------|----|---|----|---|---|-----|
| Idaho State         | 11-11-16 |    |     |      |       |      |        |    |   |    |   |   |     |
| Houston Baptist     | 11-14-16 |    |     |      |       |      |        |    |   |    |   |   |     |
| New Mexico State    | 11-18-16 |    |     |      |       |      |        |    |   |    |   |   |     |
| vs. Virginia Tech   | 11-24-16 |    |     |      |       |      |        |    |   |    |   |   |     |
| TBA                 | 11-25-16 |    |     |      |       |      |        |    |   |    |   |   |     |
| TBA                 | 11-27-16 |    |     |      |       |      |        |    |   |    |   |   |     |
| Abilene Christian   | 11-30-16 |    |     |      |       |      |        |    |   |    |   |   |     |
| at Illinois State   | 12-03-16 |    |     |      |       |      |        |    |   |    |   |   |     |
| UTEP                | 12-07-16 |    |     |      |       |      |        |    |   |    |   |   |     |
| at New Mexico S.    | 12-10-16 |    |     |      |       |      |        |    |   |    |   |   |     |
| Arkansas-Pine Bluff | 12-17-16 |    |     |      |       |      |        |    |   |    |   |   |     |
| at Arizona          | 12-20-16 |    |     |      |       |      |        |    |   |    |   |   |     |
| Fresno State*       | 12-28-16 |    |     |      |       |      |        |    |   |    |   |   |     |
| at San Diego State* | 01-01-17 |    |     |      |       |      |        |    |   |    |   |   |     |
| at Utah State*      | 01-04-17 |    |     |      |       |      |        |    |   |    |   |   |     |
| Nevada*             | 01-07-17 |    |     |      |       |      |        |    |   |    |   |   |     |
| UNLV*               | 01-10-17 |    |     |      |       |      |        |    |   |    |   |   |     |
| at Colorado State*  | 01-14-17 |    |     |      |       |      |        |    |   |    |   |   |     |
| at Boise State*     | 01-17-17 |    |     |      |       |      |        |    |   |    |   |   |     |
| Wyoming*            | 01-21-17 |    |     |      |       |      |        |    |   |    |   |   |     |
| Utah State*         | 01-24-17 |    |     |      |       |      |        |    |   |    |   |   |     |
| at Nevada*          | 01-28-17 |    |     |      |       |      |        |    |   |    |   |   |     |
| at UNLV*            | 02-01-17 |    |     |      |       |      |        |    |   |    |   |   |     |
| San Jose State*     | 02-04-17 |    |     |      |       |      |        |    |   |    |   |   |     |
| at Air Force*       | 02-08-17 |    |     |      |       |      |        |    |   |    |   |   |     |
| Boise State*        | 02-14-17 |    |     |      |       |      |        |    |   |    |   |   |     |
| at Fresno State*    | 02-18-17 |    |     |      |       |      |        |    |   |    |   |   |     |
| Colorado State*     | 02-21-17 |    |     |      |       |      |        |    |   |    |   |   |     |
| at Wyoming*         | 02-25-17 |    |     |      |       |      |        |    |   |    |   |   |     |
| San Diego State*    | 03-04-17 |    |     |      |       |      |        |    |   |    |   |   |     |

## SEASON HIGHS

Points: N/A  
FG: N/A  
FGA: N/A  
3FG: N/A  
3FGA: N/A  
FT: N/A  
FTA: N/A  
Rebounds: N/A  
Assists: N/A  
Blocks: N/A  
Steals: N/A  
Minutes Played: N/A

## CAREER HIGHS

Points: N/A  
FG: N/A  
FGA: N/A  
3FG: N/A  
3FGA: N/A  
FT: N/A  
FTA: N/A  
Rebounds: N/A  
Assists: N/A  
Blocks: N/A  
Steals: N/A  
Minutes Played: N/A

## MISCELLANEOUS STATISTICS

## CAREER STATISTICS

# The 2016-17 Lobos



**Joe Furstinger**  
 6'9" - 210 lbs. - Junior - Forward  
 Rancho Santa Margarita, Calif. (Santa Margarita HS)

## NOTEWORTHY :

- Four blocks, two steals and season-high seven rebounds against San Jose State last season
- Led Lobos in assists against UNLV last season
- Led all UNM bigs in assists by a wide margin last season
- Played at the same high school as the Warrior's Klay Thompson

## GAME-BY-GAME STATISTICS

| Opponent            | Date     | GS | Min | FG-A | 3FG-A | FT-A | O-D-TR | PF | A | TO | B | S | PTS |
|---------------------|----------|----|-----|------|-------|------|--------|----|---|----|---|---|-----|
| Idaho State         | 11-11-16 |    |     |      |       |      |        |    |   |    |   |   |     |
| Houston Baptist     | 11-14-16 |    |     |      |       |      |        |    |   |    |   |   |     |
| New Mexico State    | 11-18-16 |    |     |      |       |      |        |    |   |    |   |   |     |
| vs. Virginia Tech   | 11-24-16 |    |     |      |       |      |        |    |   |    |   |   |     |
| TBA                 | 11-25-16 |    |     |      |       |      |        |    |   |    |   |   |     |
| TBA                 | 11-27-16 |    |     |      |       |      |        |    |   |    |   |   |     |
| Abilene Christian   | 11-30-16 |    |     |      |       |      |        |    |   |    |   |   |     |
| at Illinois State   | 12-03-16 |    |     |      |       |      |        |    |   |    |   |   |     |
| UTEP                | 12-07-16 |    |     |      |       |      |        |    |   |    |   |   |     |
| at New Mexico S.    | 12-10-16 |    |     |      |       |      |        |    |   |    |   |   |     |
| Arkansas-Pine Bluff | 12-17-16 |    |     |      |       |      |        |    |   |    |   |   |     |
| at Arizona          | 12-20-16 |    |     |      |       |      |        |    |   |    |   |   |     |
| Fresno State*       | 12-28-16 |    |     |      |       |      |        |    |   |    |   |   |     |
| at San Diego State* | 01-01-17 |    |     |      |       |      |        |    |   |    |   |   |     |
| at Utah State*      | 01-04-17 |    |     |      |       |      |        |    |   |    |   |   |     |
| Nevada*             | 01-07-17 |    |     |      |       |      |        |    |   |    |   |   |     |
| UNLV*               | 01-10-17 |    |     |      |       |      |        |    |   |    |   |   |     |
| at Colorado State*  | 01-14-17 |    |     |      |       |      |        |    |   |    |   |   |     |
| at Boise State*     | 01-17-17 |    |     |      |       |      |        |    |   |    |   |   |     |
| Wyoming*            | 01-21-17 |    |     |      |       |      |        |    |   |    |   |   |     |
| Utah State*         | 01-24-17 |    |     |      |       |      |        |    |   |    |   |   |     |
| at Nevada*          | 01-28-17 |    |     |      |       |      |        |    |   |    |   |   |     |
| at UNLV*            | 02-01-17 |    |     |      |       |      |        |    |   |    |   |   |     |
| San Jose State*     | 02-04-17 |    |     |      |       |      |        |    |   |    |   |   |     |
| at Air Force*       | 02-08-17 |    |     |      |       |      |        |    |   |    |   |   |     |
| Boise State*        | 02-14-17 |    |     |      |       |      |        |    |   |    |   |   |     |
| at Fresno State*    | 02-18-17 |    |     |      |       |      |        |    |   |    |   |   |     |
| Colorado State*     | 02-21-17 |    |     |      |       |      |        |    |   |    |   |   |     |
| at Wyoming*         | 02-25-17 |    |     |      |       |      |        |    |   |    |   |   |     |
| San Diego State*    | 03-04-17 |    |     |      |       |      |        |    |   |    |   |   |     |

## SEASON HIGHS

Points: N/A  
 FG: N/A  
 FGA: N/A  
 3FG: N/A  
 3FGA: N/A  
 FT: N/A  
 FTA: N/A  
 Rebounds: N/A  
 Assists: N/A  
 Blocks: N/A  
 Steals: N/A  
 Minutes Played: N/A

## CAREER HIGHS

Points: 6 (2x) Last Time vs. Fresno State (12-31-14)  
 FG: 2 (9x) Last Time vs. Northern Iowa (12-12-15)  
 FGA: 6 (2x) Last Time at San Jose State (1-23-16)  
 3FG: 1 vs. New Mexico State (12-3-14)  
 3FGA: 2 at Valparaiso (12-6-14)  
 FT: 4 at New Mexico State (12-20-14)  
 FTA: 5 vs. Idaho State (11-14-14)  
 Rebounds: 8 at Grand Canyon (12-23-14)  
 Assists: 3 (4x) Last Time at UNLV (1-12-16)  
 Blocks: 4 at San Jose State (1-23-16)  
 Steals: 2 (3x) Last Time at San Jose State (1-23-16)  
 Minutes Played: 26 at Grand Canyon (12-23-14)

## MISCELLANEOUS STATISTICS

### SEASON

Led Team in Rebounding  
 Led Team in Assists  
 Led Team in Blocks  
 Led Team in Steals

### CAREER

1  
 1  
 8  
 4

## CAREER STATISTICS

| Season  | gp-gs | min/avg  | Total fg-fga | pct  | 3-Point fg-fga | pct  | F-Throws ft-fga | pct  | Rebounds off | def | tot | avg | pf  | fo | ast | to | blk | stl | Scoring pts | avg |
|---------|-------|----------|--------------|------|----------------|------|-----------------|------|--------------|-----|-----|-----|-----|----|-----|----|-----|-----|-------------|-----|
| 2014-15 | 29-0  | 360/12.4 | 24-67        | .358 | 1-10           | .100 | 20-35           | .571 | 20           | 37  | 57  | 2.0 | 53  | 1  | 22  | 16 | 15  | 4   | 69          | 2.4 |
| 2015-16 | 29-0  | 334/11.5 | 14-43        | .326 | 0-1            | .000 | 18-29           | .621 | 15           | 41  | 56  | 1.9 | 55  | 0  | 13  | 16 | 19  | 15  | 46          | 1.6 |
| TOTAL   | 58-0  | 694/12.0 | 38-110       | .345 | 1-11           | .091 | 38-64           | .594 | 35           | 78  | 113 | 1.9 | 108 | 1  | 35  | 32 | 34  | 19  | 115         | 2.0 |

NEW MEXICO MEN'S BASKETBALL  
 WWW.GOLOBOS.COM

# The 2016-17 Lobos



**Damien Jefferson**  
 6'5" -190 lbs. - Freshman - Guard/Forward  
 East Chicago, Ill. (East Chicago Central HS)

## NOTEWORTHY :

- Led Lobos in first exhibition with 16 points
- Led high school team to sectional championship as a senior
- Finished with 31 points and 10 rebounds in sectional championship
- Rated top 150 player in his class nationally by Rivals.com
- Father Everette "Highway" Jefferson played at UNM from 1979-80

## GAME-BY-GAME STATISTICS

| Opponent            | Date     | GS | Min | FG-A | 3FG-A | FT-A | O-D-TR | PF | A | TO | B | S | PTS |
|---------------------|----------|----|-----|------|-------|------|--------|----|---|----|---|---|-----|
| Idaho State         | 11-11-16 |    |     |      |       |      |        |    |   |    |   |   |     |
| Houston Baptist     | 11-14-16 |    |     |      |       |      |        |    |   |    |   |   |     |
| New Mexico State    | 11-18-16 |    |     |      |       |      |        |    |   |    |   |   |     |
| vs. Virginia Tech   | 11-24-16 |    |     |      |       |      |        |    |   |    |   |   |     |
| TBA                 | 11-25-16 |    |     |      |       |      |        |    |   |    |   |   |     |
| TBA                 | 11-27-16 |    |     |      |       |      |        |    |   |    |   |   |     |
| Abilene Christian   | 11-30-16 |    |     |      |       |      |        |    |   |    |   |   |     |
| at Illinois State   | 12-03-16 |    |     |      |       |      |        |    |   |    |   |   |     |
| UTEP                | 12-07-16 |    |     |      |       |      |        |    |   |    |   |   |     |
| at New Mexico S.    | 12-10-16 |    |     |      |       |      |        |    |   |    |   |   |     |
| Arkansas-Pine Bluff | 12-17-16 |    |     |      |       |      |        |    |   |    |   |   |     |
| at Arizona          | 12-20-16 |    |     |      |       |      |        |    |   |    |   |   |     |
| Fresno State*       | 12-28-16 |    |     |      |       |      |        |    |   |    |   |   |     |
| at San Diego State* | 01-01-17 |    |     |      |       |      |        |    |   |    |   |   |     |
| at Utah State*      | 01-04-17 |    |     |      |       |      |        |    |   |    |   |   |     |
| Nevada*             | 01-07-17 |    |     |      |       |      |        |    |   |    |   |   |     |
| UNLV*               | 01-10-17 |    |     |      |       |      |        |    |   |    |   |   |     |
| at Colorado State*  | 01-14-17 |    |     |      |       |      |        |    |   |    |   |   |     |
| at Boise State*     | 01-17-17 |    |     |      |       |      |        |    |   |    |   |   |     |
| Wyoming*            | 01-21-17 |    |     |      |       |      |        |    |   |    |   |   |     |
| Utah State*         | 01-24-17 |    |     |      |       |      |        |    |   |    |   |   |     |
| at Nevada*          | 01-28-17 |    |     |      |       |      |        |    |   |    |   |   |     |
| at UNLV*            | 02-01-17 |    |     |      |       |      |        |    |   |    |   |   |     |
| San Jose State*     | 02-04-17 |    |     |      |       |      |        |    |   |    |   |   |     |
| at Air Force*       | 02-08-17 |    |     |      |       |      |        |    |   |    |   |   |     |
| Boise State*        | 02-14-17 |    |     |      |       |      |        |    |   |    |   |   |     |
| at Fresno State*    | 02-18-17 |    |     |      |       |      |        |    |   |    |   |   |     |
| Colorado State*     | 02-21-17 |    |     |      |       |      |        |    |   |    |   |   |     |
| at Wyoming*         | 02-25-17 |    |     |      |       |      |        |    |   |    |   |   |     |
| San Diego State*    | 03-04-17 |    |     |      |       |      |        |    |   |    |   |   |     |

## SEASON HIGHS

Points: N/A  
 FG: N/A  
 FGA: N/A  
 3FG: N/A  
 3FGA: N/A  
 FT: N/A  
 FTA: N/A  
 Rebounds: N/A  
 Assists: N/A  
 Blocks: N/A  
 Steals: N/A  
 Minutes Played: N/A

## CAREER HIGHS

Points: N/A  
 FG: N/A  
 FGA: N/A  
 3FG: N/A  
 3FGA: N/A  
 FT: N/A  
 FTA: N/A  
 Rebounds: N/A  
 Assists: N/A  
 Blocks: N/A  
 Steals: N/A  
 Minutes Played: N/A

## MISCELLANEOUS STATISTICS

## CAREER STATISTICS



# The 2016-17 Lobos



**Adam Cumber**  
6'2" - 185 lbs. - RS-Sophomore - Guard  
Albuquerque, N.M. (Sandia HS)

## NOTEWORTHY :

- Took first shot attempt last season against Air Force
- Had decorated prep career at Sandia High School
- 5A Second Team All-State selection for the Matadors as a senior
- Led the state of New Mexico in assists as a senior
- One of two walk-ons from state of New Mexico

## GAME-BY-GAME STATISTICS

| Opponent            | Date     | GS | Min | FG-A | 3FG-A | FT-A | O-D-TR | PF | A | TO | B | S | PTS |
|---------------------|----------|----|-----|------|-------|------|--------|----|---|----|---|---|-----|
| Idaho State         | 11-11-16 |    |     |      |       |      |        |    |   |    |   |   |     |
| Houston Baptist     | 11-14-16 |    |     |      |       |      |        |    |   |    |   |   |     |
| New Mexico State    | 11-18-16 |    |     |      |       |      |        |    |   |    |   |   |     |
| vs. Virginia Tech   | 11-24-16 |    |     |      |       |      |        |    |   |    |   |   |     |
| TBA                 | 11-25-16 |    |     |      |       |      |        |    |   |    |   |   |     |
| TBA                 | 11-27-16 |    |     |      |       |      |        |    |   |    |   |   |     |
| Abilene Christian   | 11-30-16 |    |     |      |       |      |        |    |   |    |   |   |     |
| at Illinois State   | 12-03-16 |    |     |      |       |      |        |    |   |    |   |   |     |
| UTEP                | 12-07-16 |    |     |      |       |      |        |    |   |    |   |   |     |
| at New Mexico S.    | 12-10-16 |    |     |      |       |      |        |    |   |    |   |   |     |
| Arkansas-Pine Bluff | 12-17-16 |    |     |      |       |      |        |    |   |    |   |   |     |
| at Arizona          | 12-20-16 |    |     |      |       |      |        |    |   |    |   |   |     |
| Fresno State*       | 12-28-16 |    |     |      |       |      |        |    |   |    |   |   |     |
| at San Diego State* | 01-01-17 |    |     |      |       |      |        |    |   |    |   |   |     |
| at Utah State*      | 01-04-17 |    |     |      |       |      |        |    |   |    |   |   |     |
| Nevada*             | 01-07-17 |    |     |      |       |      |        |    |   |    |   |   |     |
| UNLV*               | 01-10-17 |    |     |      |       |      |        |    |   |    |   |   |     |
| at Colorado State*  | 01-14-17 |    |     |      |       |      |        |    |   |    |   |   |     |
| at Boise State*     | 01-17-17 |    |     |      |       |      |        |    |   |    |   |   |     |
| Wyoming*            | 01-21-17 |    |     |      |       |      |        |    |   |    |   |   |     |
| Utah State*         | 01-24-17 |    |     |      |       |      |        |    |   |    |   |   |     |
| at Nevada*          | 01-28-17 |    |     |      |       |      |        |    |   |    |   |   |     |
| at UNLV*            | 02-01-17 |    |     |      |       |      |        |    |   |    |   |   |     |
| San Jose State*     | 02-04-17 |    |     |      |       |      |        |    |   |    |   |   |     |
| at Air Force*       | 02-08-17 |    |     |      |       |      |        |    |   |    |   |   |     |
| Boise State*        | 02-14-17 |    |     |      |       |      |        |    |   |    |   |   |     |
| at Fresno State*    | 02-18-17 |    |     |      |       |      |        |    |   |    |   |   |     |
| Colorado State*     | 02-21-17 |    |     |      |       |      |        |    |   |    |   |   |     |
| at Wyoming*         | 02-25-17 |    |     |      |       |      |        |    |   |    |   |   |     |
| San Diego State*    | 03-04-17 |    |     |      |       |      |        |    |   |    |   |   |     |

## SEASON HIGHS

Points: N/A  
FG: N/A  
FGA: N/A  
3FG: N/A  
3FGA: N/A  
FT: N/A  
FTA: N/A  
Rebounds: N/A  
Assists: N/A  
Blocks: N/A  
Steals: N/A  
Minutes Played: N/A

## CAREER HIGHS

Points:  
FG:  
FGA: 1 vs. Air Force (1-27-16)  
3FG:  
3FGA: 1 vs. Air Force (1-27-16)  
FT:  
FTA:  
Rebounds:  
Assists:  
Blocks:  
Steals:  
Minutes Played: 1, Twice

## MISCELLANEOUS STATISTICS

## CAREER STATISTICS

| Season  | gp-gs | min/avg | Total  |      | 3-Point |      | F-Throws |      | Rebounds |     |     |     | Scoring |     |     |     |     |     |
|---------|-------|---------|--------|------|---------|------|----------|------|----------|-----|-----|-----|---------|-----|-----|-----|-----|-----|
|         |       |         | fg-fga | pct  | fg-fga  | pct  | ft-fta   | pct  | off      | def | tot | avg | pts     | avg | pts | avg | pts | avg |
| 2015-16 | 2-0   | 2/1.0   | 0-1    | .000 | 0-1     | .000 | 0-0      | .000 | 0        | 0   | 0   | 0.0 | 0       | 0.0 | 0   | 0.0 | 0   | 0.0 |
| TOTAL   | 2-0   | 2/1.0   | 0-1    | .000 | 0-1     | .000 | 0-0      | .000 | 0        | 0   | 0   | 0.0 | 0       | 0.0 | 0   | 0.0 | 0   | 0.0 |

# The 2016-17 Lobos



**Anthony Mathis**  
6'3" - 170 lbs. - Sophomore - Guard  
West Linn, Ore. (West Linn HS)

## NOTEWORTHY :

- Scored 16 points in 15 minutes, both career bests, against Air Force last season
- Part of back-to-back-to-back 6A Oregon state championships
- 6A Second Team All-State as a senior
- First Team All-State selection as a junior

## GAME-BY-GAME STATISTICS

| Opponent            | Date     | GS | Min | FG-A | 3FG-A | FT-A | O-D-TR | PF | A | TO | B | S | PTS |
|---------------------|----------|----|-----|------|-------|------|--------|----|---|----|---|---|-----|
| Idaho State         | 11-11-16 |    |     |      |       |      |        |    |   |    |   |   |     |
| Houston Baptist     | 11-14-16 |    |     |      |       |      |        |    |   |    |   |   |     |
| New Mexico State    | 11-18-16 |    |     |      |       |      |        |    |   |    |   |   |     |
| vs. Virginia Tech   | 11-24-16 |    |     |      |       |      |        |    |   |    |   |   |     |
| TBA                 | 11-25-16 |    |     |      |       |      |        |    |   |    |   |   |     |
| TBA                 | 11-27-16 |    |     |      |       |      |        |    |   |    |   |   |     |
| Abilene Christian   | 11-30-16 |    |     |      |       |      |        |    |   |    |   |   |     |
| at Illinois State   | 12-03-16 |    |     |      |       |      |        |    |   |    |   |   |     |
| UTEP                | 12-07-16 |    |     |      |       |      |        |    |   |    |   |   |     |
| at New Mexico S.    | 12-10-16 |    |     |      |       |      |        |    |   |    |   |   |     |
| Arkansas-Pine Bluff | 12-17-16 |    |     |      |       |      |        |    |   |    |   |   |     |
| at Arizona          | 12-20-16 |    |     |      |       |      |        |    |   |    |   |   |     |
| Fresno State*       | 12-28-16 |    |     |      |       |      |        |    |   |    |   |   |     |
| at San Diego State* | 01-01-17 |    |     |      |       |      |        |    |   |    |   |   |     |
| at Utah State*      | 01-04-17 |    |     |      |       |      |        |    |   |    |   |   |     |
| Nevada*             | 01-07-17 |    |     |      |       |      |        |    |   |    |   |   |     |
| UNLV*               | 01-10-17 |    |     |      |       |      |        |    |   |    |   |   |     |
| at Colorado State*  | 01-14-17 |    |     |      |       |      |        |    |   |    |   |   |     |
| at Boise State*     | 01-17-17 |    |     |      |       |      |        |    |   |    |   |   |     |
| Wyoming*            | 01-21-17 |    |     |      |       |      |        |    |   |    |   |   |     |
| Utah State*         | 01-24-17 |    |     |      |       |      |        |    |   |    |   |   |     |
| at Nevada*          | 01-28-17 |    |     |      |       |      |        |    |   |    |   |   |     |
| at UNLV*            | 02-01-17 |    |     |      |       |      |        |    |   |    |   |   |     |
| San Jose State*     | 02-04-17 |    |     |      |       |      |        |    |   |    |   |   |     |
| at Air Force*       | 02-08-17 |    |     |      |       |      |        |    |   |    |   |   |     |
| Boise State*        | 02-14-17 |    |     |      |       |      |        |    |   |    |   |   |     |
| at Fresno State*    | 02-18-17 |    |     |      |       |      |        |    |   |    |   |   |     |
| Colorado State*     | 02-21-17 |    |     |      |       |      |        |    |   |    |   |   |     |
| at Wyoming*         | 02-25-17 |    |     |      |       |      |        |    |   |    |   |   |     |
| San Diego State*    | 03-04-17 |    |     |      |       |      |        |    |   |    |   |   |     |

## SEASON HIGHS

Points: N/A  
FG: N/A  
FGA: N/A  
3FG: N/A  
3FGA: N/A  
FT: N/A  
FTA: N/A  
Rebounds: N/A  
Assists: N/A  
Blocks: N/A  
Steals: N/A  
Minutes Played: N/A

## CAREER HIGHS

Points: 16 vs. Air Force (1-27-16)  
FG: 4 vs. Air Force (1-27-16)  
FGA: 7 vs. Nicholls State (11-25-15)  
3FG: 3 vs. Air Force (1-27-16)  
3FGA: 4 vs. Air Force (1-27-16)  
FT: 5 vs. Air Force (1-27-16)  
FTA: 5 vs. Air Force (1-27-16)  
Rebounds: 2, Twice  
Assists: 2 vs. Texas Southern (11-13-15)  
Blocks:  
Steals: 1, Seven times  
Minutes Played: 15 vs. Air Force (1-27-16)

## MISCELLANEOUS STATISTICS

### SEASON

Double Digit Scoring  
Led Team in Steals

### CAREER

1  
2

## CAREER STATISTICS

|         |       |         | Total  |      | 3-Point |      | F-Throws |      | Rebounds |     |     |     |    |    |     |    |     |     |     | Scoring |  |
|---------|-------|---------|--------|------|---------|------|----------|------|----------|-----|-----|-----|----|----|-----|----|-----|-----|-----|---------|--|
| Season  | gp-gs | min/avg | fg-fga | pct  | fg-fga  | pct  | ft-fga   | pct  | off      | def | tot | avg | pf | fo | ast | to | blk | stl | pts | avg     |  |
| 2015-16 | 25-0  | 164/6.6 | 17-44  | .386 | 12-34   | .353 | 11-12    | .917 | 2        | 11  | 13  | 0.5 | 25 | 0  | 9   | 12 | 0   | 7   | 57  | 2.3     |  |
| TOTAL   | 25-0  | 164/6.6 | 17-44  | .386 | 12-34   | .353 | 11-12    | .917 | 2        | 11  | 13  | 0.5 | 25 | 0  | 9   | 12 | 0   | 7   | 57  | 2.3     |  |

# The 2016-17 Lobos



**Tim Williams**  
6'8" - 240 lbs. - RS-Senior - Forward  
Flossmoor, Ill. (Samford)

## NOTEWORTHY:

- Named to Preseason All-Mountain West Team
- 1,557 career points scored between UNM and Samford
- Led the Mountain West at 60.4% shooting last season
- Recorded six double-doubles, three straight from 11/21-12/1 last season
- All-Southern Conference First Team in 2013-14 at Samford

## GAME-BY-GAME STATISTICS

## SEASON HIGHS

| Opponent            | Date     | GS | Min | FG-A | 3FG-A | FT-A | O-D-TR | PF | A | TO | B | S | PTS | Points: N/A         |
|---------------------|----------|----|-----|------|-------|------|--------|----|---|----|---|---|-----|---------------------|
| Idaho State         | 11-11-16 |    |     |      |       |      |        |    |   |    |   |   |     | FG: N/A             |
| Houston Baptist     | 11-14-16 |    |     |      |       |      |        |    |   |    |   |   |     | FGA: N/A            |
| New Mexico State    | 11-18-16 |    |     |      |       |      |        |    |   |    |   |   |     | 3FG: N/A            |
| vs. Virginia Tech   | 11-24-16 |    |     |      |       |      |        |    |   |    |   |   |     | 3FGA: N/A           |
| TBA                 | 11-25-16 |    |     |      |       |      |        |    |   |    |   |   |     | FT: N/A             |
| TBA                 | 11-27-16 |    |     |      |       |      |        |    |   |    |   |   |     | FTA: N/A            |
| Abilene Christian   | 11-30-16 |    |     |      |       |      |        |    |   |    |   |   |     | Rebounds: N/A       |
| at Illinois State   | 12-03-16 |    |     |      |       |      |        |    |   |    |   |   |     | Assists: N/A        |
| UTEP                | 12-07-16 |    |     |      |       |      |        |    |   |    |   |   |     | Blocks: N/A         |
| at New Mexico S.    | 12-10-16 |    |     |      |       |      |        |    |   |    |   |   |     | Steals: N/A         |
| Arkansas-Pine Bluff | 12-17-16 |    |     |      |       |      |        |    |   |    |   |   |     | Minutes Played: N/A |
| at Arizona          | 12-20-16 |    |     |      |       |      |        |    |   |    |   |   |     |                     |
| Fresno State*       | 12-28-16 |    |     |      |       |      |        |    |   |    |   |   |     |                     |
| at San Diego State* | 01-01-17 |    |     |      |       |      |        |    |   |    |   |   |     |                     |
| at Utah State*      | 01-04-17 |    |     |      |       |      |        |    |   |    |   |   |     |                     |
| Nevada*             | 01-07-17 |    |     |      |       |      |        |    |   |    |   |   |     |                     |
| UNLV*               | 01-10-17 |    |     |      |       |      |        |    |   |    |   |   |     |                     |
| at Colorado State*  | 01-14-17 |    |     |      |       |      |        |    |   |    |   |   |     |                     |
| at Boise State*     | 01-17-17 |    |     |      |       |      |        |    |   |    |   |   |     |                     |
| Wyoming*            | 01-21-17 |    |     |      |       |      |        |    |   |    |   |   |     |                     |
| Utah State*         | 01-24-17 |    |     |      |       |      |        |    |   |    |   |   |     |                     |
| at Nevada*          | 01-28-17 |    |     |      |       |      |        |    |   |    |   |   |     |                     |
| at UNLV*            | 02-01-17 |    |     |      |       |      |        |    |   |    |   |   |     |                     |
| San Jose State*     | 02-04-17 |    |     |      |       |      |        |    |   |    |   |   |     |                     |
| at Air Force*       | 02-08-17 |    |     |      |       |      |        |    |   |    |   |   |     |                     |
| Boise State*        | 02-14-17 |    |     |      |       |      |        |    |   |    |   |   |     |                     |
| at Fresno State*    | 02-18-17 |    |     |      |       |      |        |    |   |    |   |   |     |                     |
| Colorado State*     | 02-21-17 |    |     |      |       |      |        |    |   |    |   |   |     |                     |
| at Wyoming*         | 02-25-17 |    |     |      |       |      |        |    |   |    |   |   |     |                     |
| San Diego State*    | 03-04-17 |    |     |      |       |      |        |    |   |    |   |   |     |                     |

## CAREER HIGHS

Points: 29 vs. UNLV (2-2-16)  
FG: 12 at USC (11-21-15)  
FGA: 21 at USC (11-21-15)  
3FG:  
3FGA:  
FT: 10 vs. Boise State (2-17-16)  
FTA: 13 vs. Boise State (2-17-16)  
Rebounds: 15 at USC (11-21-15)  
Assists: 4 vs. Loyola-Chicago (11-18-15)  
Blocks: 4 vs. Boise State (2-17-16)  
Steals: 2, Three times  
Minutes Played: 43 at San Diego State (2-6-16)

## MISCELLANEOUS STATISTICS

|                      | SEASON | CAREER |
|----------------------|--------|--------|
| 20+ Points           |        | 10     |
| Double-Digit Scoring |        | 29     |
| 10+ Rebounds         |        | 6      |
| Double-Doubles       |        | 6      |
| Led Team in Blocks   |        | 16     |
| Led Team in Scoring  |        | 8      |
| Led Team in Rebounds |        | 18     |
| Led Team in Assists  |        | 1      |
| Led Team in Steals   |        | 4      |

## CAREER STATISTICS

|         |       |           | Total   |      | 3-Point |      | F-Throws |      | Rebounds |     |     |     |    |    |     |    |     |     | Scoring |      |
|---------|-------|-----------|---------|------|---------|------|----------|------|----------|-----|-----|-----|----|----|-----|----|-----|-----|---------|------|
| Season  | gp-gs | min/avg   | fg-fga  | pct  | fg-fga  | pct  | ft-fta   | pct  | off      | def | tot | avg | pf | fo | ast | to | blk | stl | pts     | avg  |
| 2015-16 | 32-32 | 1078/33.7 | 215-356 | .604 | 0-0     | .000 | 109-163  | .669 | 65       | 172 | 237 | 7.4 | 67 | 1  | 33  | 48 | 39  | 19  | 539     | 16.8 |
| TOTAL   | 32-32 | 1078/33.7 | 215-356 | .604 | 0-0     | .000 | 109-163  | .669 | 65       | 172 | 237 | 7.4 | 67 | 1  | 33  | 48 | 39  | 19  | 539     | 16.8 |

# The 2016-17 Lobos



**Connor MacDougall**  
6'9" - 235 lbs. - RS-Sophomore - Forward  
Tempe, Ariz. (South Mountain CC)

## NOTEWORTHY :

- NJCAA All-American at South Mountain CC
- Helped South Mountain finish eighth among 16 teams at NJCAA National Tournament
- Played six games for Arizona State in 2014-15
- Ranked by Fox Sports Next as the 12th best center in 2014 recruiting class

## GAME-BY-GAME STATISTICS

| Opponent            | Date     | GS | Min | FG-A | 3FG-A | FT-A | O-D-TR | PF | A | TO | B | S | PTS |
|---------------------|----------|----|-----|------|-------|------|--------|----|---|----|---|---|-----|
| Idaho State         | 11-11-16 |    |     |      |       |      |        |    |   |    |   |   |     |
| Houston Baptist     | 11-14-16 |    |     |      |       |      |        |    |   |    |   |   |     |
| New Mexico State    | 11-18-16 |    |     |      |       |      |        |    |   |    |   |   |     |
| vs. Virginia Tech   | 11-24-16 |    |     |      |       |      |        |    |   |    |   |   |     |
| TBA                 | 11-25-16 |    |     |      |       |      |        |    |   |    |   |   |     |
| TBA                 | 11-27-16 |    |     |      |       |      |        |    |   |    |   |   |     |
| Abilene Christian   | 11-30-16 |    |     |      |       |      |        |    |   |    |   |   |     |
| at Illinois State   | 12-03-16 |    |     |      |       |      |        |    |   |    |   |   |     |
| UTEP                | 12-07-16 |    |     |      |       |      |        |    |   |    |   |   |     |
| at New Mexico S.    | 12-10-16 |    |     |      |       |      |        |    |   |    |   |   |     |
| Arkansas-Pine Bluff | 12-17-16 |    |     |      |       |      |        |    |   |    |   |   |     |
| at Arizona          | 12-20-16 |    |     |      |       |      |        |    |   |    |   |   |     |
| Fresno State*       | 12-28-16 |    |     |      |       |      |        |    |   |    |   |   |     |
| at San Diego State* | 01-01-17 |    |     |      |       |      |        |    |   |    |   |   |     |
| at Utah State*      | 01-04-17 |    |     |      |       |      |        |    |   |    |   |   |     |
| Nevada*             | 01-07-17 |    |     |      |       |      |        |    |   |    |   |   |     |
| UNLV*               | 01-10-17 |    |     |      |       |      |        |    |   |    |   |   |     |
| at Colorado State*  | 01-14-17 |    |     |      |       |      |        |    |   |    |   |   |     |
| at Boise State*     | 01-17-17 |    |     |      |       |      |        |    |   |    |   |   |     |
| Wyoming*            | 01-21-17 |    |     |      |       |      |        |    |   |    |   |   |     |
| Utah State*         | 01-24-17 |    |     |      |       |      |        |    |   |    |   |   |     |
| at Nevada*          | 01-28-17 |    |     |      |       |      |        |    |   |    |   |   |     |
| at UNLV*            | 02-01-17 |    |     |      |       |      |        |    |   |    |   |   |     |
| San Jose State*     | 02-04-17 |    |     |      |       |      |        |    |   |    |   |   |     |
| at Air Force*       | 02-08-17 |    |     |      |       |      |        |    |   |    |   |   |     |
| Boise State*        | 02-14-17 |    |     |      |       |      |        |    |   |    |   |   |     |
| at Fresno State*    | 02-18-17 |    |     |      |       |      |        |    |   |    |   |   |     |
| Colorado State*     | 02-21-17 |    |     |      |       |      |        |    |   |    |   |   |     |
| at Wyoming*         | 02-25-17 |    |     |      |       |      |        |    |   |    |   |   |     |
| San Diego State*    | 03-04-17 |    |     |      |       |      |        |    |   |    |   |   |     |

## SEASON HIGHS

Points: N/A  
FG: N/A  
FGA: N/A  
3FG: N/A  
3FGA: N/A  
FT: N/A  
FTA: N/A  
Rebounds: N/A  
Assists: N/A  
Blocks: N/A  
Steals: N/A  
Minutes Played: N/A

## CAREER HIGHS

Points: N/A  
FG: N/A  
FGA: N/A  
3FG: N/A  
3FGA: N/A  
FT: N/A  
FTA: N/A  
Rebounds: N/A  
Assists: N/A  
Blocks: N/A  
Steals: N/A  
Minutes Played: N/A

## MISCELLANEOUS STATISTICS

## CAREER STATISTICS