



THE UNIVERSITY OF NEW MEXICO

2017-18 MEN'S BASKETBALL

15 NCAA Tournament Appearances
WAC Champions: 1964, 1968, 1974, 1978, 1993, 1994, 1996
Six Mountain West Tournament Championships:
2005, 2009, 2010, 2012, 2013, 2014

2017-18 SCHEDULE

DATE	OPPONENT	TV	TIME (MT)
Oct. 27	BYU (Exhibition)	N/A	L, 79-73
Nov. 11	Northern N.M.	MWN	W, 147-76
Nov. 14	Omaha	MWN	W, 102-71
Nov. 17	at New Mexico State	AGGIEVISION	L, 75-56
Nov. 21	Tennessee Tech	MWN	L, 104-96

2017 Emerald Coast Classic, Niceville, Fla.

Nov. 24	vs. TCU	CBSSN	L, 69-67
Nov. 25	vs. Maryland	ECC Web	L, 80-65

2017 Mtn West/Missouri Valley Challenge

Nov. 29	Evansville	AT&TSN	W, 78-59
Dec. 2	at UTEP	CUSA.tv	L, 88-76
Dec. 6	at Colorado	Pac-12 Net.	L, 75-57
Dec. 9	New Mexico State	ESPN3	L, 65-62
Dec. 16	#23 Arizona	CBSSN	L, 89-73
Dec. 19	Rice	AT&TSN	W, 78-69
Dec. 22	Prairie View	AT&TSN	W, 87-78
Dec. 27	Air Force*	AT&TSN	W, 87-58
Dec. 30	at Nevada*	AT&TSN	L, 77-74
Jan. 3	at (RV) Boise State*	ESPN3	L, 90-62
Jan. 6	San José State*	MWN	W, 80-47
Jan. 10	Wyoming*	MWN	W, 75-66
Jan. 13	at Fresno State*	ESPN3	L, 89-80
Jan. 17	at UNLV*	ESPN3	W, 85-81
Jan. 20	San Diego State*	CBSSN	W, 79-75
Jan. 27	Colorado State*	ESPN3	W, 80-65
Jan. 31	at Utah State*	MWN	L, 89-80
Feb. 3	at San José State*	AT&TSN	W, 71-68
Feb. 6	Boise State*	ESPNU	L, 73-71
Feb. 10	at Air Force*	ESPN3	L, 100-92
Feb. 14	Utah State*	MWN	W, 78-63
Feb. 20	at Wyoming*	AT&TSN	W, 119-114
Feb. 25	UNLV*	CBSSN	W, 91-90
Feb. 28	at Colorado State*	AT&TSN	W, 108-87
Mar. 3	Fresno State*	ESPN3	7 p.m.

2017 MW Championship (Hosted by UNLV)

Mar. 7	MW First Round	TBA	TBA
Mar. 8	MW Quarterfinals	TBA	TBA
Mar. 9	MW Semifinals	TBA	TBA
Mar. 10	MW Championship	TBA	TBA

Bold denotes home game at Dreamstyle Arena (15,411)

italics denotes tournament

*denotes Mountain West game

Game times listed are Mountain time and subject to change

Game 31: New Mexico vs Fresno State



New Mexico Lobos

Record 16-14, 11-6 MW
Conference Mountain West
Head Coach Paul Weir (York, '04)
Record at UNM 16-14 (First Season)
Career Record 44-20 (Second Season)



Fresno State Bulldogs

Record 21-9, 11-6 MW
Conference Mountain West
Head Coach Rodney Terry (St. Edwards, '90)
Record at Fresno State 126-106 (Seventh Season)
Career Record Same

Media Information

Tip-Off: 7:02 p.m. (MST)
Location: Dreamstyle Arena - The Pit
..... Albuquerque, N.M.
Capacity: 15,411

Live TV: ESPN3
Play-By-Play Trey Bender
Analyst Richie Schueller

Radio: 770 KOB-AM
..... 94.5 FM
..... Lobo Radio Network
Play-By-Play Robert Portnoy
Analyst Hunter Greene

Live Stats: Lobos.statbroadcast.com

Notes last updated: March 1, 2018

ABOUT THE MATCHUP

- The Lobos enter Saturday's Senior Night game riding a four-win streak including a record-breaking pair of back-to-back road games scoring 100+ points.
- UNM last took on Colorado State on the road on Wednesday, coming away with a 21-point victory marking the largest ever Lobo win on the road in Fort Collins.
- In their last outing against Colorado State, the Lobos went 27-31 from two-point range for the highest two-point percentage since at least 2002 (87.1%).
- Fresno State is coming off of a 54-48 victory over Air Force. Prior to the win, the Bulldogs fell to Wyoming at home by a score of 78-68.
- Fresno State is 6-1 in its last seven games including a five-win streak from Feb. 3-21.
- The squads are battling for third place in the MW standings in Saturday's game.
- The Lobos lead the series history 15-12 including a 10-1 advantage at home in The Pit.
- UNM is led by five players who average in double figures in conference play including junior Anthony Mathis (16.1), Makuach Maluach (13.3), senior Sam Logwood (12.6), senior Joe Furstinger (11.6) and senior Antino Jackson (11.3).
- Saturday's game will mark Senior Night in which the Lobos will honor seniors Sam Logwood, Joe Furstinger and Antino Jackson on the court following the contest.
- Fresno State is led in MW play by junior Deshon Taylor (17.2 ppg), sophomore Bryson Williams (13.9 ppg), senior Jaron Hopkins (10.8 ppg) and senior Ray Bowles (10.3 ppg).

PROBABLE STARTERS (BASED ON LAST GAME)

Pos.	No.	Name	PPG	RPG	APG	Notable
G	1	Chris McNeal (Jr., 6-1)	10.0	1.9	2.9	37.1% FG, 30.7% 3FG, 0.8 spg
F	5	Joe Furstinger (Sr., 6-9)	9.7	6.8	2.2	52.6% FG, 80.3% 3FG, 49 blocks
G/F	14	Dane Kuiper (Jr., 6-7)	6.6	3.2	1.6	22.1 mpg, 35.7% FG, 31.7% 3FG
F/C	15	Vladimir Pinchuk (Fr., 6-10)	3.3	2.6	0.2	61.4% FG, 11 blocks, 15.3 mpg
G	31	Troy Simons (Jr., 6-3)	9.1	3.0	1.6	36.6% FG, 33.6% 3FG, 1.7 spg

OFF THE BENCH

Pos.	No.	Name	PPG	RPG	APG
G/F	2	Sam Logwood (Sr., 6-8)	13.2	5.1	1.4
G	3	Antino Jackson (Sr., 6-0)	10.1	2.1	4.5
G	4	Mike Mondragon (R-Jr., 6-3)	0.3	0.0	0.2
G/F	10	Makuach Maluach (Fr., 6-5)	10.1	2.6	1.0
G/F	11	Jachai Simmons (Jr., 6-7)	3.4	1.6	1.6
G	32	Anthony Mathis (Jr., 6-3)	13.0	2.0	0.9
F	55	Connor MacDougall (Sr., 6-9)	0.0	0.0	0.0

Chelsea Pitvorec | Assistant Director of Athletic Communications
Email: cpitvorec@unm.edu | Cell: 352-422-2875

BY THE NUMBERS (MW)

2017-18 Stats Through 3/2/18

Statistic	All Games - MW	MW Games
Scoring:	81.9 ppg - 3rd	83.1 - 2nd
Scoring Defense:	77.7 ppg - 9th	78.4 - 7th
Scoring Margin:	+4.2 - 6th	+4.7 - 5th
Field Goal %:	.451 - 7th	.478 - 2nd
Def. Field Goal %:	.485 - 11th	.499 - 11th
3-Point FG %:	.375 - 4th	.395 - 1st
Def. 3-Point FG %:	.384 - 10th	.396 - 10th
Free Throw %:	.768 - 1st	.768 - 1st
Off. Rebounding%:	31.5 - 11th	29.2 - 11th
Def. Rebounding%:	36.7 - 10th	34.5 - 6th
Reb. Margin:	-5.2 rpg - 11th	-5.3 - 11th
Assists:	16.0 apg - 3rd	16.2 - 1st
Turnover Margin:	+4.6 - 1st	+4.0 - 1st
Asst/TO Ratio:	1.3 A/TO - 2nd	1.4 - 2nd
Steals:	7.6 spg - 1st	7.4 - 1st
Blocks:	2.9 bpg - 7th	2.9 - 7th

KENPOM.COM

Category	Offense	Defense	D-I Avg
Adj. Efficiency	113.4 57	108.2 217	105.9
Adj. Tempo	71.8 38		68.5
Avg. Poss. Length	16.6 81	16.6 51	17.3
Four Factors			
Effective FG%:	53.2 87	54.9 319	51.0
Turnover %:	16.7 56	22.5 11	18.5
Off. Reb. %:	25.9 263	32.1 302	28.8
FTA/FGA:	33.5 169	40.2 303	33.5
Miscellaneous Components			
3P%:	37.1 83	38.8 333	35.2
2P%:	50.8 149	53.5 296	50.0
FT%:	76.5 32	71.3 169	71.3
Block%:	11.5 315	7.3 270	9.3
Steal%:	7.9 88	9.7 91	8.7
Style Components			
3PA/FGA:	48.9 6	30.7 14	37.5
A/FGM:	57.1 66	49.4 97	52.5
Defensive Fingerprint:	Mostly Man		
Point Distribution (% of total points)			
3-Pointers:	41.2 10	25.8 334	31.4
2-Pointers:	39.4 349	53.5 49	49.6
Free Throws:	19.4 147	20.7 90	19.0
Strength of Schedule			
Components:	106.9 114	104.1 83	105.9
Overall:	+2.78 93		0.00
Non-conference:	+1.97 119		0.00
Personnel			
Bench Minutes:	40.9% 15		31.7%
Experience:	2.00 yrs 84		1.70
Minutes Continuity:	24.7% 322		48.5%
Average Height:	77.0" 144		76.8"

SCOUTING FRESNO STATE

The Bulldogs have been on fire lately with the exception of a loss to Wyoming at home, 78-68 on Feb. 24. Fresno State has gone 6-1 in its last seven contests including a 79-61 victory over San Diego State on Feb. 6. The squad currently leads the Mountain West in field goal percentage (49.4%) and ranks second in the league in 3-point field goal percentage (39.8%) on the season. In conference play, however, Fresno State falls in third in 3-point field goal percentage (38.5%) behind first-place UNM at 39.5%.

On the season, the Bulldogs average 77.4 points per game, ranking sixth among MW teams while UNM averages 81.9 points per game for third in the conference.

Individually, Fresno State has been led on the season by junior Deshon Taylor who averages 17.8 points per game. Defensively the Bulldogs are led by sophomore Bryson Williams who averages 5.9 rebounds per game on the season.

STATS STACK UP

STATISTIC	UNM	FS
Scoring Offense	81.9	77.4
Scoring Defense	77.7	68.1
Scoring Margin	+4.2	+9.3
Field Goal Pct.	.451	.494
Field Goal Pct. Defense	.485	.431
3-Point FG Pct.	.375	.398
3-Point FG Pct. Defense	.384	.364
Free Throw Pct.	.768	.689
Rebounds per Game	31.5	34.2
Rebound Margin	-5.2	+3.1
Steals per game	7.6	6.9
Blocks per game	2.9	3.2
Assists per game	16.0	13.4
Turnovers per game	12.4	11.8
Turnover Margin	+4.6	+1.5
Assist/Turnover Ratio	1.3	1.1

SERIES HISTORY

The Lobos lead the all-time series between the squads 15-12 dating back to Dec. 29, 1947. While the Lobos hold a 10-1 advantage at home in The Pit, Fresno State has claimed the last three straight wins, including in the quarterfinals of last year's Mountain West Tournament when the Bulldogs knocked out the Lobos 65-60.

In their last meeting on Jan. 13 in Fresno earlier this season, the contest was much closer than the score appears. Freshman Makuach Maluach and junior Anthony Mathis posted career-high scoring totals and UNM blasted back from a 14-point deficit to trail by just two at the half and even got ahead by five with 10:14 left in the second half. The score was tied 11 times and the lead changed nine times en route to the 89-80 final in favor of the home team.

Full series history on page 5.

LAST TIME OUT

In the Lobos' last outing against Colorado State, UNM racked up 108 points, marking the second straight road game that the Lobos have scored over 100 points. UNM has scored over 100 points on the road just eight times in program history and this week marks the first time the Lobos have done it in back-to-back road games.

With the win, the Lobos extended their win streak to a season-best four. The 21-point victory margin was also the largest for the Lobos in the history of CSU vs UNM in Fort Collins.

DOUBLE-FIGURE STREAK

Junior Anthony Mathis has scored in double figures in the last 17 games of the season, spanning the entirety of conference play. He has accumulated a team-best 24 double-digit scoring games this season. In his first two seasons at UNM, Mathis averaged just 2.3 and 2.9 points per game. This season, he posts 13.0 ppg.

FURSTINGER BLOCK PARTY

Senior Joe Furstinger collected his 100th career block on Sunday against UNLV. He posted

NEW MEXICO NOTES

two blocks on the night for a total of 101 career blocks, and now has 103 to rank eighth in program history for most blocks in a career.

STANDOUT FRESHMAN - MALUACH MAKING HISTORY

Freshman Makuach Maluach is currently second on the Lobo squad in points per game with 13.3 in conference play. He averages 23.9 minutes per game since MW competition started and has made his way into the Lobo record book with a total of 303 points on the season. He currently ranks ninth all-time in program history for most points scored by a freshman.

He also scored the gamewinner for the Lobos in the 91-90 victory over UNLV with 16 seconds left to propel UNM to the win. His name is being tossed around for the prestigious Freshman of the Year honor in the Mountain West.

MATHIS SETS NEW RECORD

With his pair of 3-pointers in the Lobos' last game against Colorado State, junior Anthony Mathis broke the 16-year-old, all-time UNM record for most 3-point field goals scored in a conference season. The previous record of 59 was set by Marlow White in the 1993-94 season and tied by Ruben Douglas in 2002-03.

MATHIS - RANKED 4TH IN THE NATION

Junior Anthony Mathis is currently ranked 4th in the country in 3-point field goal percentage, firing at a clip of 48.1 percent from behind the arc. He has hit a team-high 90 3-pointers on the season. He is also ranked 33rd in 3-point field goals per game (3.00) and 28th in total 3-pointers made on the season.

Mathis has also made his way into the UNM record book. His 90 3-pointers ranks him tied for 7th all-time in Lobo history for 3-pointers in a single season.

3-Point Field Goals Made in a Season:

1.	Kevin Henry	1998-99	102
2.	Roman Martinez	2009-10	99
3.	Clayton Shields	1996-97	96
4.	Marlow White	1993-94	94
	Ruben Douglas	2002-03	94
6.	Troy DeVries	2004-05	93
7.	Clayton Shields	1997-98	90
	Anthony Mathis	2017-18	90
9.	Elijah Brown	2015-16	89
10.	Chad Toppert	2006-07	85
	Chad Toppert	2007-08	85

3-POINT FRENZY - 6TH IN THE NATION

The Lobos are currently sixth in the nation in 3-pointers made per game (11.2) and also sixth in total 3-pointers made on the season (335).

3-POINTER STREAK

The Lobos have scored 10 3-pointers or more in the last 11 straight games and have done so in 22 of their 30 games this season.

MOUNTAIN WEST STANDINGS

Through 3/2/18

Place	School	MW	MW Pct.	Overall	Overall Pct.	Streak
1.	Nevada	15-2	0.882	26-5	0.839	W6
2.	Boise State	12-5	0.706	22-7	0.759	L1
3.	Fresno State	11-6	0.647	21-9	0.700	W1
	New Mexico	11-6	0.647	16-14	0.533	W4
5.	San Diego State	10-7	0.588	18-10	0.643	W5
	Wyoming	10-7	0.588	19-11	0.633	W2
7.	UNLV	8-9	0.471	19-11	0.633	L4
8.	Utah State	7-10	0.412	14-16	0.467	L4
9.	Air Force	5-12	0.294	11-18	0.379	L2
10.	Colorado State	4-14	0.222	11-20	0.355	L4
11.	San José State	1-16	0.059	4-24	0.143	W1

USA TODAY COACHES POLL

Week 16: As of 2/26/2018						
No.	School	Record	Pts.	1st	Prev. Chg.	H/L
1	Virginia	26-2	785	17	2	1/NR
2	Michigan St	28-3	781	15	1	1/9
3	Duke	24-5	690	0	5	2
4	Xavier	25-4	683	0	4	0
5	Villanova	25-4	670	0	3	-2
6	Kansas	23-6	644	0	8	2
7	Gonzaga	27-4	593	0	6	-1
8	Purdue	26-5	587	0	9	1
9	North Carolina	22-7	550	0	10	1
10	Cincinnati	25-4	492	0	11	1
11	Wichita St.	23-5	436	0	12	1
12	Texas Tech	22-7	421	0	7	-5
13	Michigan	24-7	384	0	16	3
14	Ohio St	24-7	378	0	15	1
15	Auburn	24-5	316	0	13	-2
16	Rhode Island	23-4	301	0	18	2
17	Tennessee	21-7	290	0	19	2
18	Clemson	21-7	248	0	17	-1
19	West Virginia	21-8	223	0	21	2
20	St. Mary's	27-4	195	0	20	0
21	Nevada	25-5	170	0	22	1
22	Arizona	22-7	166	0	14	-8
23	Middle Tenn St.	23-5	81	0	24	1
24	Creighton	20-9	66	0	26	2
25	Kentucky	20-9	60	0	27	2

Others receiving votes: Houston 51; Arizona State 22; TCU 17; Butler 14; Virginia Tech 12; North Carolina State 10; Florida 10; Nebraska 8; New Mexico State 7; Florida State 7; Loyola (Ill.) 7; Miami (Fla.) 6; St. Bonaventure 6; Oklahoma 4; Louisiana-Lafayette 3; Arkansas 2; Seton Hall 2; Texas A&M 2.

ASSOCIATED PRESS POLL

As of 2/26/2018				
No.	School	Record	Pts.	Prev. Rk.
1	Virginia (48)	1,608	26-2	1
2	Michigan State (17)	1,571	28-3	2
3	Xavier	1,422	25-4	4
4	Villanova	1,416	25-4	3
5	Duke	1,362	24-5	5
6	Kansas	1,272	23-6	8
7	Gonzaga	1,231	27-4	6
8	Purdue	1,178	26-5	9
9	North Carolina	1,140	22-7	10
10	Cincinnati	1,013	25-4	11
11	Wichita State	945	23-5	13
12	Texas Tech	887	22-7	6
13	Ohio State	791	24-7	16
14	Auburn	781	24-5	12
15	Michigan	753	24-7	17
16	Tennessee	564	21-7	19
17	Rhode Island	558	23-4	18
18	Clemson	499	21-7	15
19	Arizona	450	22-7	14
20	West Virginia	429	21-8	21
21	Nevada	386	25-5	20
22	Saint Mary's	318	27-4	22
23	Kentucky	174	20-9	NR
24	Middle Tennessee	144	23-5	24
24	Houston	45	22-6	23

Others receiving votes: TCU 41, Butler 34, St. Bonaventure 29, NC State 28, Creighton 26, Loyola-Chicago 8, USC 7, Florida State 4, Seton Hall 3, Arkansas 3, Virginia Tech 2, Florida 1, Boise State 1, Oklahoma 1

MW PRESEASON POLL

Place	School (1st Place Votes)	Points
1.	Nevada (19)	257
2.	San Diego State (2)	229
3.	Boise State (2)	211
4.	Fresno State	188
5.	Colorado State	154
6.	UNLV (1)	138
7.	Wyoming	133
8.	Utah State	102
9.	New Mexico	93
10.	San José State	41
11.	Air Force	38

LOBOS RECORD WHEN ...	OVERALL	MW
Overall	16-14	11-6
At home	12-4	7-1
On the road	4-8	4-5
At neutral sites	0-2	0-0
After a win	9-6	7-4
After a loss	6-8	4-2
In overtime	0-0	0-0
vs. ranked opponents	0-1	0-0
In Cherry jerseys	1-8	1-4
In Silver jerseys	0-0	0-0
In White jerseys	12-5	8-2
In Turquoise jerseys	3-1	2-0
Games decided by 1-4 points	4-4	4-2
Games decided by 5-9 points	4-4	2-3
Games decided by 10-19 points	3-5	2-0
Games decided by 20+ points	5-1	3-1
Leading at half	12-3	7-2
Trailing at half	3-11	3-4
Tied at half	1-0	1-0
Shooting 50% or better	6-2	5-2
Shooting between 40-49.9%	10-4	6-3
Shooting less than 40%	0-8	0-1
Opponent shoots 50% or better	5-9	4-4
Opponent shoots b/w 40-49.9%	6-4	5-2
Opponent shoots b/w 30-39.9%	5-1	2-0
Opponent shoots less than 30%	0-0	0-0
UNM higher FG%	8-1	5-1
Opponent higher FG%	8-13	6-5
FG% Tied	0-0	0-0
UNM outrebounds	7-2	3-1
Opponent outrebounds	8-12	7-5
Rebounds tied	1-0	1-0
UNM more made free throws	9-4	5-1
Opponent more made free throws	5-8	4-4
Made free throws tied	2-2	2-1
UNM 3FG% higher	11-5	7-3
Opponent 3FG% higher	5-9	4-3
3FG% tied	0-0	0-0
UNM has more fouls	6-9	4-5
Opponent has more fouls	7-2	4-1
Fouls are tied	3-3	3-0
UNM more turnovers	2-5	2-3
Opponent more turnovers	14-7	9-2
Turnovers tied	0-2	0-1
Scoring less than 50 points	0-0	0-0
Scoring 50-59 points	0-2	0-0
Scoring 60-69 points	0-4	0-1
Scoring 70-79 points	6-4	4-2
Scoring 80-89 points	5-2	4-2
Scoring 90-99 points	1-2	1-1
Scoring 100+ points	4-0	2-0
Allowing 40 points or less	0-0	0-0
Allowing 41-49 points	1-0	1-0
Allowing 50-59 points	2-0	1-0
Allowing 60-69 points	5-2	4-0
Allowing 70-79 points	4-4	1-2
Allowing 80-89 points	2-5	2-2
Allowing 90+ points	2-3	2-2
On Monday	0-0	0-0
On Tuesday	3-2	1-1
On Wednesday	6-3	5-2
On Thursday	0-0	0-0
On Friday	1-2	0-0
On Saturday	5-7	4-3
On Sunday	1-0	1-0
In November	3-4	0-0
In December	3-5	1-1
In January	5-3	5-3
In February	5-2	5-2
In March	0-0	0-0

SHATTERING 3-POINT RECORDS

The Lobos have already shattered five UNM program 3-pointer records on the season including the following: (Old record/new record set)

- Most 3-pointers attempted in a conference game (34/36 vs San Jose State Jan. 6)
- Most 3-pointers scored in a season (301/335)
- Most 3-pointers attempted in a season (782/894)
- Most 3-pointers scored in a conference season (179/192)
- Most 3-pointers attempted in a conference season (439/486)

LINEUP MIXUP

The Lobos have featured 17 different lineups this season over 30 games. In press conferences and radio interviews, Coach Weir explained his method to this madness - so to speak - designating deflections and other statistics in the most recent game as the primary determining factor in this season's Lobo starters.

LOBOS IN THE NATION

The Lobos are performing well in many categories in comparison to the rest of the nation's teams. Here is a look at where the Lobos stack up nationally in key categories:

- 6th - 3-point field goals per game (11.2)
- 6th - total 3-point field goals made (335)
- 7th - turnover margin (4.6)
- 7th - turnovers forced (16.97)
- 8th - 3-point field goal attempts (894)
- 23rd - free-throw percentage (76.8)
- 33rd - scoring offense (81.9)
- 36th - total steals (227)
- 39th - steals per game (7.6)

LOBOS IN THE MOUNTAIN WEST

The Lobos are ranked highly in the Mountain West in several statistical categories, including 16 in the top five. Below are just a few of the top spots UNM holds in the MW:

- 1st - 3-point field goals attempted (894)
- 1st - free throw percentage (76.8)
- 1st - steals per game (7.6)
- 1st - 3-point field goals per game (11.2)
- 1st - total 3-pointers made (335)
- 1st - total steals (227)
- 1st - turnover margin (4.6)
- 1st - turnovers forced (16.97)

ABOUT THE 2017-18 LOBOS

The 2017-18 Lobos have just five returning student-athletes from the 2016-17 squad and feature an outstanding nine newcomers. Under first-year head coach Paul Weir, the Lobos look to improve on their 17-14 overall record last season, 10-8 in Mountain West play.

Top returners for the Lobos include lone regular starter Sam Logwood who averaged 7.3 points per game for a .449 field goal percentage and a .671 percentage from the free throw line. All four other Lobos to return to UNM this season played in at least 10 games, including junior Dane Kuiper who started 13 games, averaging 6.0 points per game.

NEW COACH, NEW ERA

At the helm of the Lobos in the 2016-17 season will be head coach Paul Weir, officially

STARTERS AND RECORDS (in order of appearance)

McNeal	A. Jackson	Kuiper	Logwood	Furstinger	2-2
McNeal	Simons	Kuiper	Logwood	Furstinger	1-2
McNeal	Kuiper	Simmons	Logwood	Furstinger	0-1
McNeal	A. Jackson	Simons	Logwood	Furstinger	0-1
A. Jackson	Simons	Simmons	Maluach	Furstinger	0-1
A. Jackson	Kuiper	Simmons	Maluach	Furstinger	1-2
A. Jackson	Kuiper	Mathis	Maluach	Pinchuk	1-1
A. Jackson	Simons	Simmons	Pinchuk	Furstinger	1-0
McNeal	Kuiper	Simons	Maluach	Pinchuk	1-0
A. Jackson	Kuiper	Simmons	Pinchuk	Furstinger	0-1
A. Jackson	Kuiper	Mathis	Pinchuk	Furstinger	2-0
A. Jackson	Mathis	Simmons	Maluach	Pinchuk	2-0
A. Jackson	Mathis	Simmons	Furstinger	Pinchuk	1-0
McNeal	Mathis	Kuiper	Maluach	Furstinger	1-2
McNeal	Kuiper	Simons	Maluach	Logwood	1-1
A. Jackson	McNeal	Kuiper	Maluach	Furstinger	1-0
McNeal	Kuiper	Simons	Furstinger	Pinchuk	1-0

NEW MEXICO NOTES

named the 21st head coach in UNM men's basketball history on April 11, 2017. Weir spent the last season with New Mexico State where he finished 28-6 and led NMSU to a WAC Tournament Championship and an NCAA appearance. Weir is the first basketball coach to serve as the head coach for both New Mexico DI institutions.

BY THE NUMBERS

Here is what is returning and missing for the 2017-18 Lobos.

Stat.....	Returning.....	Lost.....	% Returning
Points.....	598.....	1,685.....	26%
Rebounds.....	312.....	759.....	29%
Assists.....	93.....	327.....	22%
Blocks.....	37.....	72.....	34%
Steals.....	54.....	135.....	29%
3-Pointers.....	39.....	106.....	27%
Free Throws.....	145.....	437.....	25%

LOBO TRANSFERS

Of the nine fresh faces to the UNM squad, the Lobos welcome in six new transfers, four of which will be eligible to compete in the 2017-18 season. Those that are eligible and will don the Lobo Cherry & Silver this season include junior Chris McNeal (Indian Hills), senior Antino Jackson (Akron), junior Jachai Simmons (Midland College) and junior Troy Simons (Polk State). The pair of transfers that will not see action this season is JaQuan Lyle (Ohio State) and Vance Jackson (UCONN) due to NCAA transfer rules.

LOBOS ON TV

The 2017-18 schedule includes many national and regional broadcasts of New Mexico basketball. The Lobos are currently slated for TV 22 times, including 13 of 16 Mountain West games. UNM had 22 of 26 UNM and MW controlled games selected for TV while three non-conference road games, at New Mexico State, at UTEP and at Colorado are expected to be broadcast as well. The Lobos will be on ATT SportsNet/ROOT eight times, on CBS Sports Network five times, ESPN3 five times, and ESPNU and the Mountain West Network on Stadium once. Additionally, two games (at UNLV on January 17 and January 27 at home against Colorado State) are flex games that will be either on ESPNU or ESPN3.

THERE'S NO PLACE LIKE HOME

After two years as WisePies Arena - The Pit, the famous home of Lobo basketball has been given a new name. While it will still be referred to as "The Pit," this season will be the first that the Lobos will compete in "Dreamstyle Arena" as part of an exciting \$10 million agreement for naming rights by Dreamstyle Remodeling of both of UNM's largest-capacity athletic venues. In addition to the official renaming of the Lobo basketball arena, the UNM football stadium, formerly referred to as "University Stadium" is now officially named "Dreamstyle Stadium."

In conjunction with the new name, The Pit was given a new floor this season, featuring both "New Mexico" and "The Pit" on the baselines, the new university interlocking UNM logo, fresh Mountain West logos customized in the Lobo cherry and silver, cherry free throw lines and dual Dreamstyle Arena logos on both sides of center court.

"The Pit" is nationally recognized as one of the top basketball venues. Need more evidence? How about Sports Illustrated ranking it as one of the top 20 sporting venues, of any sport, in the world for the 20th century. The Pit is truly a special place, and it has created an unparalleled environment for the New Mexico men's basketball program. Since the Mountain West conference began in 1999-2000, New Mexico has ranked in the top two in home attendance among MW teams in every year except one, including 12 seasons as the top-ranked MW team in overall attendance.

LOBOS FROM NEAR AND FAR

Just one Lobo on the 2017-18 roster hails from near as a New Mexico native, freshman Matt Vail. Of the remaining 13 players on the roster, two are from California (Joe Furstinger and Vance Jackson) and two more are from Indiana (Sam Logwood and JaQuan Lyle). That leaves nine players all from different states or countries.

The Lobo melting pot includes players from as close as Arizona (Connor McDougall) and Texas (Antino Jackson) and as far as Alaska (Dane Kuiper), New Jersey (Jachai Simmons), Oregon (Anthony Mathis), Pennsylvania (Troy Simons) and Tennessee (Chris McNeal). Not only are the Lobos' home towns spread across the United States, but two come from overseas including freshmen Makuach Maluach from Sydney, Australia, and Vladimir Pinchuk from Schwelm, Germany.

SERIES HISTORY VS FRESNO STATE

New Mexico leads 15-12			
Home 10-1 (Pit 10-1), Road 3-10, Neutral 2-1			
12-29-47	Fresno State	57-49	at Fresno
12-30-47	Fresno State	47-43	at Fresno
3-19-85	Fresno State	66-55	at Fresno#
1-7-93	New Mexico	85-64	Albuquerque
2-25-93	Fresno State	71-57	at Fresno
3-11-93	New Mexico	72-48	at Salt Lake*
1-10-94	Fresno State	69-65	at Fresno
2-26-94	New Mexico	82-67	Albuquerque
1-2-95	New Mexico	74-66	Albuquerque
3-2-95	New Mexico	72-69	at Fresno
1-2-96	Fresno State	76-75	at Fresno
3-2-96	New Mexico	86-84	Albuquerque
3-8-96	New Mexico	104-99 (3OT)	Albuquerque*
1-4-99	Fresno State	86-80	at Fresno
2-13-99	New Mexico	83-81	Albuquerque
1-12-13	New Mexico	72-45	Albuquerque
2-13-13	New Mexico	54-48	at Fresno
1-18-14	New Mexico	89-78	at Fresno
3-13-14	New Mexico	93-77	at Las Vegas\$
12-31-14	New Mexico	76-64	Albuquerque
2-28-15	Fresno State	59-55	at Fresno
1-2-16	New Mexico	77-62	at Fresno
2-27-16	Fresno State	92-82	Albuquerque
12-28-16	New Mexico	78-73	Albuquerque
2-18-17	Fresno State	71-61	at Fresno
3-9-17	Fresno State	65-60	at Las Vegas\$
1-13-18	Fresno State	89-80	at Fresno

THE 2017-18 NEW MEXICO LOBOS

NUMERICAL ROSTER

#	NAME	HT	WT	POS	YR	EXP.	HOMETOWN (LAST SCHOOL/TEAM)
0	Matt Vail	5-10	145	G	Fr.	HS	Grants, N.M. (Grants HS)
1	Chris McNeal	6-1	185	G	Jr.	TR	Jackson, Tenn. (Indian Hills)
2	Sam Logwood	6-8	215	G/F	Sr.	3L	Indianapolis, Ind. (La Lumiere HS)
3	Antino Jackson	6-0	170	G	Sr.	TR	Houston, Texas (Akron)
4	Mike Mondragon	6-3	210	G	R-Jr.	HS	Taos, N.M. (Highland HS)
5	Joe Furstinger	6-9	230	F	Sr.	3L	Rancho Santa Margarita, Calif. (Santa Margarita Cath. HS)
10	Makuach Maluach	6-5	190	G/F	Fr.	HS	Sydney, Australia (Newington College)
11	Jachai Simmons	6-7	180	G/F	Jr.	TR	Plainfield, N.J. (Midland College)
13	JaQuan Lyle	6-5	210	G	Jr.	TR	Evansville, Ind. (Ohio State)
14	Dane Kuiper	6-7	200	G/F	Jr.	2L	Wasilla, Alaska (Corona del Sol HS (Ariz.))
15	Vladimir Pinchuk	6-10	230	F/C	Fr.	HS	Schwelm, Germany (Maerkischies Gym. Schwelm)
22	Vance Jackson	6-9	235	F	So.	TR	Los Angeles, Calif. (UConn)
31	Troy Simons	6-3	195	G	Jr.	TR	Pittsburgh, Penn. (Polk State)
32	Anthony Mathis	6-3	175	G	Jr.	2L	West Linn, Ore. (West Linn HS)
55	Connor MacDougall	6-9	240	F	Sr.	1L	Tempe, Ariz. (South Mountain CC)

ALPHABETICAL ROSTER

#	NAME	HT	WT	POS	YR	EXP.	HOMETOWN (LAST SCHOOL/TEAM)
5	Joe Furstinger	6-9	230	F	Sr.	3L	Rancho Santa Margarita, Calif. (Santa Margarita Cath. HS)
3	Antino Jackson	6-0	170	G	Sr.	TR	Houston, Texas (Akron)
22	Vance Jackson	6-9	235	F	So.	TR	Los Angeles, Calif. (UConn)
14	Dane Kuiper	6-7	200	G/F	Jr.	2L	Wasilla, Alaska (Corona del Sol HS (Ariz.))
2	Sam Logwood	6-8	215	G/F	Sr.	3L	Indianapolis, Ind. (La Lumiere HS)
13	JaQuan Lyle	6-5	210	G	Jr.	TR	Evansville, Ind. (Ohio State)
55	Connor MacDougall	6-9	240	F	Sr.	1L	Tempe, Ariz. (South Mountain CC)
10	Makuach Maluach	6-5	190	G/F	Fr.	HS	Sydney, Australia (Newington College)
32	Anthony Mathis	6-3	175	G	Jr.	2L	West Linn, Ore. (West Linn HS)
1	Chris McNeal	6-1	185	G	Jr.	TR	Jackson, Tenn. (Indian Hills)
4	Mike Mondragon	6-3	210	G	R-Jr.	HS	Taos, N.M. (Highland HS)
15	Vladimir Pinchuk	6-10	230	F/C	Fr.	HS	Schwelm, Germany (Maerkischies Gym. Schwelm)
11	Jachai Simmons	6-7	180	G/F	Jr.	TR	Plainfield, N.J. (Midland College)
31	Troy Simons	6-3	195	G	Jr.	TR	Pittsburgh, Penn. (Polk State)
0	Matt Vail	5-10	145	G	Fr.	HS	Grants, N.M. (Grants HS)

PRONOUNCIATION GUIDE

3	ANTINO Jackson	ANT-uh-no
5	Joe FURSTINGER	FUR-sting-er
10	MAKUACH MALUACH	muh-KWATCH mal-a-WATCH
11	JACHAI Simmons	juh-KIE SIMM-uns
13	JAQUAN Lyle	JAY-qwan
14	Dane KUIPER	KIE-pur
31	Troy SIMONS	SIGH-muns
55	Connor MACDOUGALL	MACK-doo-gull

BY ELIGIBILITY

Seniors (4)

2	Sam Logwood	G/F
3	Antino Jackson	G
5	Joe Furstinger	F
55	Connor MacDougall	F

Juniors (6)

1	Chris McNeal	G
11	Jachai Simmons	G/F
13	JaQuan Lyle	G
14	Dane Kuiper	G/F
31	Troy Simons	Jr.
32	Anthony Mathis	Jr.

Sophomores (1)

22	Vance Jackson	F
----	---------------	---

Freshmen (3)

0	Matt Vail	G
10	Makuach Maluach	G/F
15	Vladimir Pinchuk	F/C

HOME STATE/COUNTRY

Alaska (1)

14	Dane Kuiper	G/F
----	-------------	-----

Arizona (1)

55	Connor MacDougall	F
----	-------------------	---

California (2)

5	Joe Furstinger	F
22	Vance Jackson	F

Indiana (2)

2	Sam Logwood	G/F
13	JaQuan Lyle	G

New Jersey (1)

11	Jachai Simmons	G/F
----	----------------	-----

New Mexico (1)

0	Matt Vail	G
---	-----------	---

Oregon (1)

32	Anthony Mathis	G
----	----------------	---

Pennsylvania (1)

31	Troy Simons	G
----	-------------	---

Tennessee (1)

1	Chris McNeal	G
---	--------------	---

Texas (1)

3	Antino Jackson	G
---	----------------	---

Australia (1)

10	Makuach Maluach	G/F
----	-----------------	-----

Germany (1)

15	Vladimir Pinchuk	F/C
----	------------------	-----

STARTERS RETURNING (1)

No.	Name	Pos.	GP-GS	Pts.	Reb.	Ast.	FG%	FT%
2	Sam Logwood	G/F	30-18	7.3	3.5	1.1	.449	.671

OTHER LETTERWINNERS RETURNING (4)

No.	Name	Pos.	GP-GS	Pts.	Reb.	Ast.	FG%	FT%
5	Joe Furstinger	F	26-5	3.3	2.9	0.6	.528	.721
14	Dane Kuiper	G/F	26-13	6.0	2.7	1.3	.435	.783
32	Anthony Mathis	G	10-0	2.9	1.0	0.8	.400	1.000
55	Connor MacDougall	F	27-0	4.0	1.9	0.1	.471	.815

STARTERS LOST (4)

No.	Name	GP-GS	Pts.	Reb.	Ast.	FG%	FT%
4	Elijah Brown	31-27	18.8	5.2	3.1	.379	.827
5	Jalen Harris	31-18	4.5	1.8	2.3	.439	.745
11	Obij Agat	31-28	5.9	4.1	0.4	.609	.700
32	Tim Williams	22-21	17.4	6.9	1.5	.562	.692

OTHER LETTERWINNERS LOST (5) NEWCOMERS (9)

No.	Name	No.	Name	Pos.	Exp.
1	Aher Uguak	0	Matt Vail	G	HS
3	Jordan Hunter	1	Chris McNeal	G	TR
21	Xavier Adams	3	Antino Jackson	G	TR
24	Damien Jefferson	10	Makuach Malauch	G/F	HS
30	Adam Cumber	11	Jachai Simmons	G/F	TR
		13	JaQuan Lyle	G	TR
		15	Vladimir Pinchuk	F/C	HS
		22	Vance Jackson	F	TR
		31	Troy Simons	G	TR



Paul Weir

21st Head Coach in UNM Program History
Career Record: 44-20

NOTEWORTHY :

- Named the 21st head coach in program history on April 11, 2017
- Spent last season at New Mexico State, finishing 28-6
- First basketball coach to serve as head coach for both New Mexico DI Institutions
- Led NMSU to WAC Tournament Championship and NCAA Appearance
- Married to Alma Weir and has one son, Theodore

COACHING EXPERIENCE

Head Coach:

New Mexico (2017-present) (16-14)

New Mexico State (2016-17) (28-6)

Associate Head Coach:

New Mexico State (2007-16)

Director of Basketball Operations:

University of Iowa (2005-07)

Assistant Coach:

Northwestern State (La.) (2004-05)

ALMA MATER

York (2004)

TWITTER

Follow @Paul_Weir1

MORE NOTES ON COACH WEIR

- Weir's 28 wins in 2016-17 were the most in Division I for first-year head coaches
- His 28-6 record as a first-year head coach tied for the 10th-most wins by a Division I head coach in NCAA history
- Among those 28 wins was a NMSU school record 20-game winning streak that was at the time the longest in the nation
- Has three master's degrees in health and human performance, sports psychology and business administration. Currently working on his doctorate
- Played at York University and became starting point-guard for the Lions as a freshman
- Weir came to NM State in 2007 after two seasons as the director of basketball operations at Iowa, where he served under former Lobo head coach Steve Alford

WHAT THEY ARE SAYING ABOUT PAUL WEIR

"New Mexico got a guy in Paul Weir that has paid his dues, and immediately showed he can get things done as the head coach. This hire makes sense because Weir knows the landscape and the expectations at UNM. He's a guy who can coach, recruit and connect with players. That's rare these days." - **Jeff Goodman, ESPN**

"Paul Weir handled the transition from assistant coach to head coach about as smoothly as it can be handled -- winning 28 games in his first year after being promoted at New Mexico State. It was similar to what Brad Stevens did immediately after being promoted at Butler. So the Lobos have hired an accomplished coach with a great reputation." - **Gary Parrish, CBS Sports**

2017-18 SEASON STATISTICS

RECORD:	OVERALL	HOME	AWAY	NEUTRAL
ALL GAMES	16-14	12-4	4-8	0-2
CONFERENCE	11-6	7-1	4-5	0-0
NON-CONFERENCE	5-8	5-3	0-3	0-2

#	Player	gp-gs	min	avg	Total		3-Point		F-Throw		Rebounds				pf	dq	a	to	blk	stl	pts	avg
					fg-fga	fg%	3fg-fga	3fg%	ft-fa	ft%	off	def	tot	avg								
32	MATHIS, Anthony	30-10	654	21.8	120-242	.496	90-187	.481	59-68	.868	12	48	60	2.0	78	5	28	22	3	18	389	13.0
10	MALUACH, Makuach	30-15	598	19.9	107-187	.572	29-59	.492	60-75	.800	33	44	77	2.6	71	3	31	40	7	19	303	10.1
01	McNEAL, Chris	30-17	756	25.2	95-256	.371	51-166	.307	59-79	.747	5	53	58	1.9	49	0	86	58	0	24	300	10.0
03	JACKSON, Antino	29-19	673	23.2	99-238	.416	63-157	.401	31-43	.721	9	52	61	2.1	67	1	130	71	0	41	292	10.1
02	LOGWOOD, Sam	22-11	549	25.0	106-214	.495	3-8	.375	76-94	.809	39	74	113	5.1	54	0	30	46	0	11	291	13.2
05	FURSTINGER, Joe	29-23	783	27.0	92-175	.526	3-23	.130	94-117	.803	44	152	196	6.8	90	4	64	42	49	21	281	9.7
31	SIMONS, Troy	25-10	556	22.2	78-213	.366	44-131	.336	27-36	.750	31	43	74	3.0	58	3	39	29	4	43	227	9.1
14	KUIPER, Dane	30-24	664	22.1	61-171	.357	38-120	.317	38-45	.844	15	82	97	3.2	67	1	48	23	7	30	198	6.6
15	PINCHUK, Vladimir	27-11	414	15.3	35-57	.614	0-0	.000	20-44	.455	25	45	70	2.6	53	1	6	16	11	2	90	3.3
11	SIMMONS, Jachai	25-10	341	13.6	33-81	.407	14-43	.326	4-8	.500	14	27	41	1.6	29	0	18	14	7	18	84	3.4
04	MONDRAGON, Mike	6-0	12	2.0	1-1	1.000	0-0	.000	0-0	.000	0	0	0	0.0	1	0	1	2	0	0	2	0.3
Team											56	41	97		1		9					
Total.....		30	6000		827-1835	.451	335-894	.375	468-609	.768	283	661	944	31.5	618	18	481	372	88	227	2457	81.9
Opponents.....		30	6000		823-1697	.485	200-521	.384	484-678	.714	310	790	1100	36.7	597	-	410	509	103	181	2330	77.7

TEAM STATISTICS			NM	OPP	Date	Opponent	Score	Att.
SCORING			2457	2330	11/11/17	NORTHERN NEW MEXICO	w 147-76	10695
Points per game			81.9	77.7	11/14/17	NEBRASKA-OMAHA	w 103-71	9601
Scoring margin			+4.2	-	11/17/17	at New Mexico State	L 56-75	6839
FIELD GOALS-ATT			827-1835	823-1697	11/21/17	TENNESSEE TECH	L 96-104	9703
Field goal pct			.451	.485	11/24/17	vs TCU	L 67-69	1000
3 POINT FG-ATT			335-894	200-521	11/25/17	vs Maryland	L 65-80	1250
3-point FG pct			.375	.384	11/29/17	EVANSVILLE	w 78-59	8943
3-pt FG made per game			11.2	6.7	12/2/17	at UTEP	L 76-88	6394
FREE THROWS-ATT			468-609	484-678	12/6/17	at Colorado	L 57-75	6610
Free throw pct			.768	.714	12/9/17	NEW MEXICO STATE	L 62-65	12768
F-Throws made per game			15.6	16.1	12/16/17	ARIZONA	L 73-89	13207
REBOUNDS			944	1100	12/19/17	RICE	w 78-69	9415
Rebounds per game			31.5	36.7	12/22/17	PRAIRIE VIEW A&M	w 87-78	9423
Rebounding margin			-5.2	-	* 12/27/17	AIR FORCE	w 87-58	10514
ASSISTS			481	410	* 12/30/17	at Nevada	L 74-77	9530
Assists per game			16.0	13.7	* 01/03/18	at Boise State	L 62-90	7557
TURNOVERS			372	509	* 1/6/18	SAN JOSE STATE	w 80-47	10799
Turnovers per game			12.4	17.0	* 1/10/18	WYOMING	w 75-66	9846
Turnover margin			+4.6	-	* 01/13/18	at Fresno State	L 80-89	6244
Assist/turnover ratio			1.3	0.8	* 01/17/18	at UNLV	w 85-81	10546
STEALS			227	181	* 1/20/18	SAN DIEGO STATE	w 79-75	11418
Steals per game			7.6	6.0	* 1/27/18	COLORADO STATE	w 80-65	12438
BLOCKS			88	103	* 01/31/18	at Utah State	L 80-89	6345
Blocks per game			2.9	3.4	* 02/03/18	at San Jose State	w 71-68	2151
ATTENDANCE			171944	74555	* 2/6/18	BOISE STATE	L 71-73	11357
Home games-Avg/Game			16-10746	12-6025	* 2/10/18	at Air Force	L 92-100	2851
Neutral site-Avg/Game			-	2-1125	* 2/14/18	UTAH STATE	w 78-63	9737
Score by Periods			1st 2nd Totals		* 02/20/18	at Wyoming	w 119-114	4321
New Mexico			1180 1277 2457		* 2/25/18	UNLV	w 91-90	12080
Opponents			1139 1191 2330		* 2/28/18	at Colorado State	w 108-87	2917
					* 03/03/18	FRESNO STATE	7 p.m.	

* - Conference game

2017-18 CONFERENCE STATISTICS

RECORD:	OVERALL	HOME	AWAY	NEUTRAL
ALL GAMES	11-6	7-1	4-5	0-0
CONFERENCE	11-6	7-1	4-5	0-0
NON-CONFERENCE	0-0	0-0	0-0	0-0

#	Player	gp-gs	min	avg	Total		3-Point		F-Throw		Rebounds				pf	dq	a	to	blk	stl	pts	avg
					fg-fga	fg%	3fg-fga	3fg%	ft-fa	ft%	off	def	tot	avg								
32	MATHIS, Anthony	17-9	435	25.6	84-164	.512	61-122	.500	45-50	.900	9	33	42	2.5	47	3	15	14	2	12	274	16.1
10	MALUACH, Makuach	17-12	406	23.9	78-136	.574	23-43	.535	47-58	.810	19	29	48	2.8	53	3	21	22	2	12	226	13.3
05	FURSTINGER, Joe	16-11	478	29.9	63-109	.578	2-8	.250	57-76	.750	28	95	123	7.7	51	3	37	24	30	15	185	11.6
03	JACKSON, Antino	16-10	405	25.3	61-133	.459	39-88	.443	19-24	.792	7	26	33	2.1	40	1	94	46	0	29	180	11.3
01	McNEAL, Chris	17-8	393	23.1	46-132	.348	21-83	.253	30-40	.750	1	26	27	1.6	27	0	48	29	0	13	143	8.4
02	LOGWOOD, Sam	10-2	247	24.7	47-85	.553	2-3	.667	30-37	.811	12	38	50	5.0	24	0	8	16	0	4	126	12.6
14	KUIPER, Dane	17-14	405	23.8	32-94	.340	17-66	.258	21-25	.840	5	45	50	2.9	34	0	24	13	5	18	102	6.0
31	SIMONS, Troy	12-4	270	22.5	37-90	.411	19-54	.352	7-11	.636	9	24	33	2.8	30	1	18	14	1	14	100	8.3
11	SIMMONS, Jachai	12-6	158	13.2	14-30	.467	8-19	.421	3-5	.600	7	15	22	1.8	14	0	5	4	2	8	39	3.3
15	PINCHUK, Vladimir	14-9	194	13.9	13-22	.591	0-0	.000	9-23	.391	12	17	29	2.1	25	0	4	8	7	0	35	2.5
04	MONDRAGON, Mike	4-0	9	2.3	1-1	1.000	0-0	.000	0-0	.000	0	0	0	0.0	1	0	1	2	0	0	2	0.5
Team											24	15	39		1		7					
Total.....		17	3400		476-996	.478	192-486	.395	268-349	.768	133	363	496	29.2	347	11	275	199	49	125	1412	83.1
Opponents.....		17	3400		475-951	.499	107-270	.396	275-382	.720	166	420	586	34.5	337	-	228	267	53	93	1332	78.4

TEAM STATISTICS	NM	OPP	Date	Opponent	Score	Att.
SCORING	1412	1332	* 12/27/17	AIR FORCE	w 87-58	10514
Points per game	83.1	78.4	* 12/30/17	at Nevada	L 74-77	9530
Scoring margin	+4.7	-	* 01/03/18	at Boise State	L 62-90	7557
FIELD GOALS-ATT	476-996	475-951	* 1/6/18	SAN JOSE STATE	w 80-47	10799
Field goal pct	.478	.499	* 1/10/18	WYOMING	w 75-66	9846
3 POINT FG-ATT	192-486	107-270	* 01/13/18	at Fresno State	L 80-89	6244
3-point FG pct	.395	.396	* 01/17/18	at UNLV	w 85-81	10546
3-pt FG made per game	11.3	6.3	* 1/20/18	SAN DIEGO STATE	w 79-75	11418
FREE THROWS-ATT	268-349	275-382	* 1/27/18	COLORADO STATE	w 80-65	12438
Free throw pct	.768	.720	* 01/31/18	at Utah State	L 80-89	6345
F-Throws made per game	15.8	16.2	* 02/03/18	at San Jose State	w 71-68	2151
REBOUNDS	496	586	* 2/6/18	BOISE STATE	L 71-73	11357
Rebounds per game	29.2	34.5	* 2/10/18	at Air Force	L 92-100	2851
Rebounding margin	-5.3	-	* 2/14/18	UTAH STATE	w 78-63	9737
ASSISTS	275	228	* 02/20/18	at Wyoming	w 119-114	4321
Assists per game	16.2	13.4	* 2/25/18	UNLV	w 91-90	12080
TURNOVERS	199	267	* 2/28/18	at Colorado State	w 108-87	2917
Turnovers per game	11.7	15.7	* 03/03/18	FRESNO STATE	7 p.m.	
Turnover margin	+4.0	-	* - Conference game			
Assist/turnover ratio	1.4	0.9				
STEALS	125	93				
Steals per game	7.4	5.5				
BLOCKS	49	53				
Blocks per game	2.9	3.1				
ATTENDANCE	88189	52462				
Home games-Avg/Game	8-11024	9-5829				
Neutral site-Avg/Game	-	0-0				

Score by Periods	1st	2nd	Totals
New Mexico	670	742	1412
Opponents	632	700	1332

2017-18 Extended Season Statistics - All Games

RECORD:	OVERALL	HOME	AWAY	NEUTRAL
ALL GAMES	16-14	12-4	4-8	0-2
CONFERENCE	11-6	7-1	4-5	0-0
NON-CONFERENCE	5-8	5-3	0-3	0-2

#	Player	gp-gs	min	Total		3-Point		F-Throw		Rebounds				pf	dq	a	a/g	to	to/g	a/to	blk	blk/g	stl	stl/g	pts	avg	
				fg-fga	fg%	3fg-fga	3fg%	ft-fa	ft%	off	def	tot	avg														
32	MATHIS, Anthony	30-10	654	21.8	120-242	.496	90-187	.481	59-68	.868	12	48	60	2.0	78	5	28	0.93	22	0.73	1.27	3	0.10	18	0.60	389	13.0
10	MALUACH, Makuach	30-15	598	19.9	107-187	.572	29-59	.492	60-75	.800	33	44	77	2.6	71	3	31	1.03	40	1.33	0.78	7	0.23	19	0.63	303	10.1
01	McNEAL, Chris	30-17	756	25.2	95-256	.371	51-166	.307	59-79	.747	5	53	58	1.9	49	0	86	2.87	58	1.93	1.48	0	0.00	24	0.80	300	10.0
03	JACKSON, Antino	29-19	673	23.2	99-238	.416	63-157	.401	31-43	.721	9	52	61	2.1	67	1	130	4.48	71	2.45	1.83	0	0.00	41	1.41	292	10.1
02	LOGWOOD, Sam	22-11	549	25.0	106-214	.495	3-8	.375	76-94	.809	39	74	113	5.1	54	0	30	1.36	46	2.09	0.65	0	0.00	11	0.50	291	13.2
05	FURSTINGER, Joe	29-23	783	27.0	92-175	.526	3-23	.130	94-117	.803	44	152	196	6.8	90	4	64	2.21	42	1.45	1.52	49	1.69	21	0.72	281	9.7
31	SIMONS, Troy	25-10	556	22.2	78-213	.366	44-131	.336	27-36	.750	31	43	74	3.0	58	3	39	1.56	29	1.16	1.34	4	0.16	43	1.72	227	9.1
14	KUIPER, Dane	30-24	664	22.1	61-171	.357	38-120	.317	38-45	.844	15	82	97	3.2	67	1	48	1.60	23	0.77	2.09	7	0.23	30	1.00	198	6.6
15	PINCHUK, Vladimir	27-11	414	15.3	35-57	.614	0-0	.000	20-44	.455	25	45	70	2.6	53	1	6	0.22	16	0.59	0.38	11	0.41	2	0.07	90	3.3
11	SIMMONS, Jachai	25-10	341	13.6	33-81	.407	14-43	.326	4-8	.500	14	27	41	1.6	29	0	18	0.72	14	0.56	1.29	7	0.28	18	0.72	84	3.4
04	MONDRAGON, Mike	6-0	12	2.0	1-1	1.000	0-0	.000	0-0	.000	0	0	0	0.0	1	0	1	0.17	2	0.33	0.50	0	0.00	0	0.00	2	0.3
Total.....		30	6000		827-1835	.451	335-894	.375	468-609	.768	283	661	944	31.5	618	18	481	16.03	372	12.40	1.29	88	2.93	227	7.57	2457	81.9
Opponents.....		30	6000		823-1697	.485	200-521	.384	484-678	.714	310	790	1100	36.7	597	-	410	13.67	509	16.97	0.81	103	3.43	181	6.03	2330	77.7

Score by Periods	1st	2nd	Totals
New Mexico	1180	1277	2457
Opponents	1139	1191	2330

2017-18 Extended Season Statistics - Conference Only

RECORD:	OVERALL	HOME	AWAY	NEUTRAL
ALL GAMES	11-6	7-1	4-5	0-0
CONFERENCE	11-6	7-1	4-5	0-0
NON-CONFERENCE	0-0	0-0	0-0	0-0

#	Player	gp-gs	min	avg	Total		3-Point		F-Throw		Rebounds				pf	dq	a	a/g	to	to/g	a/to	blk	blk/g	stl	stl/g	pts	avg
					fg-fga	fg%	3fg-fga	3fg%	ft-fa	ft%	off	def	tot	avg													
32	MATHIS, Anthony	17-9	435	25.6	84-164	.512	61-122	.500	45-50	.900	9	33	42	2.5	47	3	15	0.88	14	0.82	1.07	2	0.12	12	0.71	274	16.1
10	MALUACH, Makuach	17-12	406	23.9	78-136	.574	23-43	.535	47-58	.810	19	29	48	2.8	53	3	21	1.24	22	1.29	0.95	2	0.12	12	0.71	226	13.3
05	FURSTINGER, Joe	16-11	478	29.9	63-109	.578	2-8	.250	57-76	.750	28	95	123	7.7	51	3	37	2.31	24	1.50	1.54	30	1.88	15	0.94	185	11.6
03	JACKSON, Antino	16-10	405	25.3	61-133	.459	39-88	.443	19-24	.792	7	26	33	2.1	40	1	94	5.88	46	2.88	2.04	0	0.00	29	1.81	180	11.3
01	McNEAL, Chris	17-8	393	23.1	46-132	.348	21-83	.253	30-40	.750	1	26	27	1.6	27	0	48	2.82	29	1.71	1.66	0	0.00	13	0.76	143	8.4
02	LOGWOOD, Sam	10-2	247	24.7	47-85	.553	2-3	.667	30-37	.811	12	38	50	5.0	24	0	8	0.80	16	1.60	0.50	0	0.00	4	0.40	126	12.6
14	KUIPER, Dane	17-14	405	23.8	32-94	.340	17-66	.258	21-25	.840	5	45	50	2.9	34	0	24	1.41	13	0.76	1.85	5	0.29	18	1.06	102	6.0
31	SIMONS, Troy	12-4	270	22.5	37-90	.411	19-54	.352	7-11	.636	9	24	33	2.8	30	1	18	1.50	14	1.17	1.29	1	0.08	14	1.17	100	8.3
11	SIMMONS, Jachai	12-6	158	13.2	14-30	.467	8-19	.421	3-5	.600	7	15	22	1.8	14	0	5	0.42	4	0.33	1.25	2	0.17	8	0.67	39	3.3
15	PINCHUK, Vladimir	14-9	194	13.9	13-22	.591	0-0	.000	9-23	.391	12	17	29	2.1	25	0	4	0.29	8	0.57	0.50	7	0.50	0	0.00	35	2.5
04	MONDRAGON, Mike	4-0	9	2.3	1-1	1.000	0-0	.000	0-0	.000	0	0	0	0.0	1	0	1	0.25	2	0.50	0.50	0	0.00	0	0.00	2	0.5
Total.....		17	3400		476-996	.478	192-486	.395	268-349	.768	133	363	496	29.2	347	11	275	16.18	199	11.71	1.38	49	2.88	125	7.35	1412	83.1
Opponents.....		17	3400		475-951	.499	107-270	.396	275-382	.720	166	420	586	34.5	337	-	228	13.41	267	15.71	0.85	53	3.12	93	5.47	1332	78.4

Score by Periods	1st	2nd	Totals
New Mexico	670	742	1412
Opponents	632	700	1332

2017-18 SEASON STATISTICS

2017-18 Season Metrics

##	Player	Min	AST%	EFG%	TS%	Usg%	DRB%	ORB%	TRB%
05	FURSTINGER, Joe	783	14.3	.534	.620	16.6	24.0	6.3	14.7
03	JACKSON, Antino	673	35.6	.548	.568	23.6	9.5	1.5	5.3
14	KUIPER, Dane	664	12.1	.468	.519	15.6	15.3	2.5	8.6
02	LOGWOOD, Sam	549	11.0	.502	.570	26.6	16.7	7.9	12.1
10	MALUACH, Makuach	598	10.2	.650	.689	21.1	9.1	6.2	7.6
32	MATHIS, Anthony	654	8.5	.682	.715	21.8	9.1	2.1	5.4
01	McNEAL, Chris	756	20.2	.471	.516	22.4	8.7	0.7	4.5
04	MONDRAGON, Mike	12	13.8	1.000	1.000	12.1	0.0	0.0	0.0
15	PINCHUK, Vladimir	414	2.4	.614	.589	10.8	13.4	6.8	9.9
11	SIMMONS, Jachai	341	8.9	.494	.497	14.0	9.8	4.6	7.1
31	SIMONS, Troy	556	12.8	.469	.496	22.5	9.6	6.2	7.8

Estimated possessions: 2220.6

Team offensive rating (ORtg): 110.6

Team defensive rating (DRtg): 104.9

AST% - An estimate of the pct of teammate field goals assisted while on the floor

EFG% - Effective FG% (adjusts to include additional points from 3FGs)

TS% - True Shooting% (takes into account field goals, 3-point field goals, and free throws)

Usg% - An estimate of the pct of team plays used while on the floor

DRB% - An estimate of the pct of available defensive rebounds grabbed while on the floor

ORB% - An estimate of the pct of available offensive rebounds grabbed while on the floor

TRB% - An estimate of the pct of all available rebounds grabbed while on the floor

ORtg - Offensive rating - points scored per 100 possessions

DRtg - Defensive rating - points allowed per 100 possessions

2017-18 Team Game-by-Game

Opponent	Date	Score		Total		3-Pointers		Free throws		Rebounds				pf	a	t/o	blk	stl	pts	avg
				fg-fga	pct	3fg-fga	pct	ft-fa	pct	off	def	tot	avg							
NORTHERN NEW MEXIC	11/11/17	147-76	W	55-85	.647	18-39	.462	19-22	.864	13	32	45	45.0	21	40	18	6	22	147	147.0
NEBRASKA-OMAHA	11/14/17	103-71	W	34-77	.442	17-39	.436	18-24	.750	19	29	48	46.5	19	21	18	5	11	103	125.0
at New Mexico State	11/17/17	56-75	L	20-52	.385	6-20	.300	10-15	.667	9	16	25	39.3	22	5	17	1	2	56	102.0
TENNESSEE TECH	11/21/17	96-104	L	28-69	.406	16-39	.410	24-29	.828	11	21	32	37.5	26	19	14	6	7	96	100.5
vs TCU	11/24/17	67-69	L	23-67	.343	6-30	.200	15-18	.833	12	23	35	37.0	19	8	9	3	7	67	93.8
vs Maryland	11/25/17	65-80	L	21-63	.333	9-29	.310	14-14	1.000	13	15	28	35.5	26	12	13	2	7	65	89.0
EVANSVILLE	11/29/17	78-59	W	30-61	.492	11-27	.407	7-9	.778	9	21	30	34.7	21	23	11	4	9	78	87.4
at UTEP	12/2/17	76-88	L	21-56	.375	11-31	.355	23-35	.657	10	27	37	35.0	25	11	14	0	4	76	86.0
at Colorado	12/6/17	57-75	L	21-71	.296	9-31	.290	6-16	.375	9	21	30	34.4	21	10	7	2	10	57	82.8
NEW MEXICO STATE	12/9/17	62-65	L	21-54	.389	8-28	.286	12-17	.706	9	27	36	34.6	20	9	19	3	5	62	80.7
ARIZONA	12/16/17	73-89	L	24-62	.387	12-34	.353	13-14	.929	8	15	23	33.5	21	15	7	2	6	73	80.0
RICE	12/19/17	78-69	W	25-62	.403	9-31	.290	19-23	.826	13	27	40	34.1	14	16	12	2	5	78	79.8
PRAIRIE VIEW A&M	12/22/17	87-78	W	28-60	.467	11-30	.367	20-24	.833	15	24	39	34.5	16	17	14	3	7	87	80.4
AIR FORCE	12/27/17	87-58	W	31-62	.500	14-33	.424	11-14	.786	7	27	34	34.4	20	21	8	4	9	87	80.9
at Nevada	12/30/17	74-77	L	27-63	.429	11-32	.344	9-11	.818	14	27	41	34.9	20	15	14	2	2	74	80.4
at Boise State	01/03/18	62-90	L	22-63	.349	6-27	.222	12-15	.800	5	20	25	34.2	16	12	13	0	7	62	79.2
SAN JOSE STATE	1/6/18	80-47	W	28-60	.467	13-36	.361	11-19	.579	12	22	34	34.2	21	23	6	2	12	80	79.3
WYOMING	1/10/18	75-66	W	23-50	.460	10-24	.417	19-25	.760	10	24	34	34.2	18	13	20	6	7	75	79.1
at Fresno State	01/13/18	80-89	L	28-54	.519	8-25	.320	16-19	.842	4	20	24	33.7	22	17	10	2	6	80	79.1
at UNLV	01/17/18	85-81	W	28-64	.438	10-26	.385	19-22	.864	11	23	34	33.7	20	12	11	1	5	85	79.4
SAN DIEGO STATE	1/20/18	79-75	W	24-58	.414	13-29	.448	18-25	.720	11	23	34	33.7	16	13	5	3	4	79	79.4
COLORADO STATE	1/27/18	80-65	W	28-54	.519	13-34	.382	11-15	.733	7	8	15	32.9	13	23	7	4	9	80	79.4
at Utah State	01/31/18	80-89	L	29-60	.483	13-28	.464	9-10	.900	8	17	25	32.5	16	18	10	3	4	80	79.4
at San Jose State	02/03/18	71-68	W	24-58	.414	11-35	.314	12-20	.600	7	12	19	32.0	21	14	10	5	11	71	79.1
BOISE STATE	2/6/18	71-73	L	24-52	.462	11-23	.478	12-16	.750	3	23	26	31.7	15	15	11	6	8	71	78.8
at Air Force	2/10/18	92-100	L	28-56	.500	14-27	.519	22-28	.786	6	18	24	31.4	26	15	17	1	6	92	79.3
UTAH STATE	2/14/18	78-63	W	30-65	.462	11-28	.393	7-9	.778	9	19	28	31.3	18	18	9	3	12	78	79.2
at Wyoming	02/20/18	119-114	W	37-60	.617	13-27	.481	32-43	.744	5	29	34	31.4	32	17	20	1	9	119	80.6
UNLV	2/25/18	91-90	W	28-56	.500	11-22	.500	24-29	.828	4	24	28	31.3	29	11	10	3	2	91	81.0
at Colorado State	2/28/18	108-87	W	37-61	.607	10-30	.333	24-29	.828	10	27	37	31.5	24	18	18	3	12	108	81.9
New Mexico		2457		827-1835	.451	335-894	.375	468-609	.768	283	661	944	31.5	618	481	372	88	227	2457	81.9
Opponents		2330		823-1697	.485	200-521	.384	484-678	.714	310	790	1100	36.7	597	410	509	103	181	2330	77.7

Games played: 30
Points/game: 81.9
FG Pct: 45.1
3FG Pct: 37.5
FT Pct: 76.8

Rebounds/game: 31.5
Assists/game: 16.0
Turnovers/game: 12.4
Assist/turnover ratio: 1.3
Steals/game: 7.6
Blocks/game: 2.9

2017-18 SEASON STATISTICS

2017-18 Opponent Game-by-Game

Opponent	Date	Score		Total		3-Pointers		Free throws		Rebounds				pf	a	t/o	blk	stl	pts	avg
				fg-fga	pct	3fg-fga	pct	ft-fa	pct	off	def	tot	avg							
NORTHERN NEW MEXIC	11/11/17	147-76	W	26-70	.371	6-21	.286	18-24	.750	13	17	30	30.0	20	16	33	0	13	76	76.0
NEBRASKA-OMAHA	11/14/17	103-71	W	22-57	.386	10-30	.333	17-26	.654	9	28	37	33.5	21	12	26	2	9	71	73.5
at New Mexico State	11/17/17	56-75	L	25-64	.391	4-20	.200	21-29	.724	25	25	50	39.0	19	14	14	2	6	75	74.0
TENNESSEE TECH	11/21/17	96-104	L	34-61	.557	12-22	.545	24-32	.750	9	30	39	39.0	25	23	17	4	13	104	81.5
vs TCU	11/24/17	67-69	L	28-59	.475	4-14	.286	9-17	.529	13	33	46	40.4	19	14	16	9	4	69	79.0
vs Maryland	11/25/17	65-80	L	24-46	.522	8-15	.533	24-27	.889	9	29	38	40.0	18	15	22	6	3	80	79.2
EVANSVILLE	11/29/17	78-59	W	19-52	.365	3-13	.231	18-23	.783	15	24	39	39.9	17	8	21	3	6	59	76.3
at UTEP	12/2/17	76-88	L	29-54	.537	9-24	.375	21-27	.778	2	31	33	39.0	25	10	14	0	4	88	77.8
at Colorado	12/6/17	57-75	L	26-52	.500	9-15	.600	14-22	.636	9	49	58	41.1	21	14	23	5	3	75	77.4
NEW MEXICO STATE	12/9/17	62-65	L	26-61	.426	4-20	.200	9-18	.500	15	29	44	41.4	21	11	17	6	8	65	76.2
ARIZONA	12/16/17	73-89	L	32-50	.640	9-13	.692	16-21	.762	6	29	35	40.8	14	17	10	5	4	89	77.4
RICE	12/19/17	78-69	W	27-62	.435	6-26	.231	9-13	.692	10	26	36	40.4	18	11	13	2	5	69	76.7
PRAIRIE VIEW A&M	12/22/17	87-78	W	30-58	.517	9-18	.500	9-17	.529	9	20	29	39.5	22	17	16	6	10	78	76.8
AIR FORCE	12/27/17	87-58	W	22-58	.379	3-16	.188	11-20	.550	15	24	39	39.5	15	7	17	2	4	58	75.4
at Nevada	12/30/17	74-77	L	25-57	.439	8-24	.333	19-29	.655	10	22	32	39.0	13	16	5	6	7	77	75.5
at Boise State	01/03/18	62-90	L	38-64	.594	8-18	.444	6-12	.500	9	36	45	39.4	15	18	17	1	8	90	76.4
SAN JOSE STATE	1/6/18	80-47	W	14-44	.318	3-11	.273	16-24	.667	10	24	34	39.1	19	7	20	1	3	47	74.7
WYOMING	1/10/18	75-66	W	26-53	.491	4-12	.333	10-12	.833	4	19	23	38.2	22	9	18	5	7	66	74.2
at Fresno State	01/13/18	80-89	L	32-49	.653	9-12	.750	16-24	.667	2	24	26	37.5	21	16	9	4	3	89	75.0
at UNLV	01/17/18	85-81	W	30-62	.484	2-13	.154	19-30	.633	13	27	40	37.7	20	18	12	7	5	81	75.3
SAN DIEGO STATE	1/20/18	79-75	W	27-61	.443	8-21	.381	13-15	.867	12	28	40	37.8	25	13	12	6	3	75	75.3
COLORADO STATE	1/27/18	80-65	W	26-49	.531	5-10	.500	8-10	.800	15	20	35	37.6	19	11	23	2	4	65	74.8
at Utah State	01/31/18	80-89	L	31-55	.564	13-24	.542	14-17	.824	9	23	32	37.4	12	15	13	3	7	89	75.4
at San Jose State	02/03/18	71-68	W	24-51	.471	3-13	.231	17-22	.773	14	29	43	37.6	22	13	25	2	7	68	75.1
BOISE STATE	2/6/18	71-73	L	27-62	.435	4-12	.333	15-17	.882	14	27	41	37.8	14	6	10	1	8	73	75.0
at Air Force	2/10/18	92-100	L	36-61	.590	5-18	.278	23-26	.885	9	24	33	37.6	27	20	15	5	5	100	76.0
UTAH STATE	2/14/18	78-63	W	20-39	.513	10-20	.500	13-17	.765	2	27	29	37.3	16	10	23	2	3	63	75.5
at Wyoming	02/20/18	119-114	W	37-64	.578	13-23	.565	27-38	.711	4	24	28	36.9	32	19	18	2	7	114	76.9
UNLV	2/25/18	91-90	W	29-60	.483	4-7	.571	28-40	.700	13	26	39	37.0	21	17	11	1	3	90	77.3
at Colorado State	2/28/18	108-87	W	31-62	.500	5-16	.313	20-29	.690	11	16	27	36.7	24	13	19	3	9	87	77.7
Opponents		2330		823-1697	.485	200-521	.384	484-678	.714	310	790	1100	36.7	597	410	509	103	181	2330	77.7
New Mexico		2457		827-1835	.451	335-894	.375	468-609	.768	283	661	944	31.5	618	481	372	88	227	2457	81.9

Games played: 30
Points/game: 77.7
FG Pct: 48.5
3FG Pct: 38.4
FT Pct: 71.4

Rebounds/game: 36.7
Assists/game: 13.7
Turnovers/game: 17.0
Assist/turnover ratio: 0.8
Steals/game: 6.0
Blocks/game: 3.4

2017-18 Game-by-Game Highs

Opponent	Date	Score	Points	Rebounds	Assists	Steals	Blocked shots
NORTHERN NEW MEXICO	11/11/17	147-76	24-McNEAL, Chris	7-PINCHUK, Vladimir SIMONS, Troy	10-McNEAL, Chris	5-SIMONS, Troy	3-FURSTINGER, Joe
NEBRASKA-OMAHA	11/14/17	103-71	24-SIMONS, Troy	8-FURSTINGER, Joe	5-JACKSON, Antino	4-SIMONS, Troy	4-FURSTINGER, Joe
at New Mexico State	11/17/17	56-75	14-MATHIS, Anthony	7-LOGWOOD, Sam	2-LOGWOOD, Sam	1-SIMONS, Troy KUIPER, Dane	1-SIMONS, Troy
TENNESSEE TECH	11/21/17	96-104	29-McNEAL, Chris	9-FURSTINGER, Joe	6-McNEAL, Chris	2-KUIPER, Dane	4-FURSTINGER, Joe
vs TCU	11/24/17	67-69	27-LOGWOOD, Sam	7-FURSTINGER, Joe	2-FURSTINGER, Joe McNEAL, Chris	3-SIMONS, Troy	3-FURSTINGER, Joe
vs Maryland	11/25/17	65-80	19-McNEAL, Chris	8-KUIPER, Dane	3-JACKSON, Antino	2-SIMMONS, Jachai	1-SIMONS, Troy SIMMONS, Jachai
EVANSVILLE	11/29/17	78-59	14-LOGWOOD, Sam SIMONS, Troy	5-LOGWOOD, Sam FURSTINGER, Joe	10-JACKSON, Antino	3-SIMONS, Troy	2-FURSTINGER, Joe
at UTEP	12/2/17	76-88	22-LOGWOOD, Sam	8-SIMONS, Troy	4-LOGWOOD, Sam	2-JACKSON, Antino	None
at Colorado	12/6/17	57-75	15-MATHIS, Anthony	7-FURSTINGER, Joe	3-McNEAL, Chris	3-SIMONS, Troy	1-MALUACH, Makua KUIPER, Dane
NEW MEXICO STATE	12/9/17	62-65	14-JACKSON, Antino	7-SIMONS, Troy	3-KUIPER, Dane	2-MALUACH, Makua	2-FURSTINGER, Joe
ARIZONA	12/16/17	73-89	24-KUIPER, Dane	5-FURSTINGER, Joe	5-LOGWOOD, Sam	2-FURSTINGER, Joe SIMONS, Troy	1-MALUACH, Makua PINCHUK, Vladimir
RICE	12/19/17	78-69	17-FURSTINGER, Jo	12-FURSTINGER, Jo	6-KUIPER, Dane	4-SIMONS, Troy	1-FURSTINGER, Joe PINCHUK, Vladimir
PRAIRIE VIEW A&M	12/22/17	87-78	20-FURSTINGER, Jo	10-FURSTINGER, Jo	4-FURSTINGER, Joe SIMMONS, Jachai	2-SIMONS, Troy	1-SIMONS, Troy MALUACH, Makuac SIMMONS, Jachai
AIR FORCE	12/27/17	87-58	15-SIMMONS, Jachai	12-FURSTINGER, Jo	9-JACKSON, Antino	3-SIMMONS, Jachai KUIPER, Dane	2-FURSTINGER, Joe
at Nevada	12/30/17	74-77	17-MATHIS, Anthony	10-FURSTINGER, Jo	8-JACKSON, Antino	1-SIMMONS, Jachai SIMONS, Troy	1-FURSTINGER, Joe SIMMONS, Jachai
at Boise State	01/03/18	62-90	15-FURSTINGER, Jo	6-FURSTINGER, Joe	7-McNEAL, Chris	2-KUIPER, Dane SIMONS, Troy	None
SAN JOSE STATE	1/6/18	80-47	15-MALUACH, Makua	9-FURSTINGER, Joe	7-JACKSON, Antino	5-FURSTINGER, Joe	2-FURSTINGER, Joe
WYOMING	1/10/18	75-66	20-JACKSON, Antino	10-FURSTINGER, Jo	4-FURSTINGER, Joe JACKSON, Antino	4-JACKSON, Antino	2-PINCHUK, Vladimir FURSTINGER, Joe
at Fresno State	01/13/18	80-89	21-MALUACH, Makua	8-FURSTINGER, Joe	5-JACKSON, Antino	3-JACKSON, Antino	2-FURSTINGER, Joe
at UNLV	01/17/18	85-81	19-MALUACH, Makua	9-FURSTINGER, Joe	5-JACKSON, Antino	2-SIMMONS, Jachai JACKSON, Antino	1-KUIPER, Dane
SAN DIEGO STATE	1/20/18	79-75	24-JACKSON, Antino	10-FURSTINGER, Jo	6-JACKSON, Antino	1-FURSTINGER, Joe SIMMONS, Jachai MATHIS, Anthony JACKSON, Antino	1-MALUACH, Makua PINCHUK, Vladimir FURSTINGER, Joe
COLORADO STATE	1/27/18	80-65	13-FURSTINGER, Jo MATHIS, Anthony SIMONS, Troy	4-FURSTINGER, Joe	11-JACKSON, Antino	4-SIMONS, Troy	2-KUIPER, Dane
at Utah State	01/31/18	80-89	25-MATHIS, Anthony	9-FURSTINGER, Joe	6-FURSTINGER, Joe	1-SIMONS, Troy FURSTINGER, Joe MALUACH, Makuac KUIPER, Dane	3-FURSTINGER, Joe
at San Jose State	02/03/18	71-68	17-JACKSON, Antino	7-FURSTINGER, Joe	5-JACKSON, Antino	2-LOGWOOD, Sam KUIPER, Dane McNEAL, Chris JACKSON, Antino	4-FURSTINGER, Joe
BOISE STATE	2/6/18	71-73	17-MATHIS, Anthony	7-FURSTINGER, Joe	5-McNEAL, Chris	2-KUIPER, Dane SIMONS, Troy	5-FURSTINGER, Joe
at Air Force	2/10/18	92-100	26-MALUACH, Makua	5-JACKSON, Antino LOGWOOD, Sam	10-JACKSON, Antino	3-MALUACH, Makua	1-KUIPER, Dane
UTAH STATE	2/14/18	78-63	25-MATHIS, Anthony	7-FURSTINGER, Joe	5-SIMONS, Troy JACKSON, Antino	3-JACKSON, Antino	2-FURSTINGER, Joe
at Wyoming	02/20/18	119-114	24-SIMONS, Troy LOGWOOD, Sam	9-LOGWOOD, Sam	6-McNEAL, Chris	3-McNEAL, Chris	1-FURSTINGER, Joe
UNLV	2/25/18	91-90	18-MATHIS, Anthony	10-LOGWOOD, Sam	5-JACKSON, Antino	2-SIMONS, Troy	2-FURSTINGER, Joe
at Colorado State	2/28/18	108-87	22-FURSTINGER, Jo	7-FURSTINGER, Joe SIMONS, Troy	9-JACKSON, Antino	4-JACKSON, Antino	2-FURSTINGER, Joe

MARCH 1, 2018 - NEW MEXICO 108, COLORADO STATE 87 - Fort Collins, Colo.

Lobos Make History, Top CSU 108-87 on the Road

FORT COLLINS, COLO. --- The University of New Mexico men's basketball team broke more records in its 108-87 victory on Wednesday night at Colorado State, clinching a first-round bye in the 2018 Mountain West Tournament. UNM's 21-point victory margin marks the most ever over the Rams in Fort Collins, the previous high was 19 in 2008.

If that stat isn't enough, the victory also marks the first time in program history that the Lobos have notched back-to-back 100-point games on the road. UNM has only scored 100+ points on the road eight times in program history.

The victory extends UNM's win streak to a season-best four and moves the Lobos to 16-14 overall, 11-6 in Mountain West play. Eleven conference wins marks the most since UNM went to the NCAA Tournament in 2014. Colorado State falls to 11-20, 4-14 MW.

"Our offense is in a really good rhythm right now. I think we've got a great balance of transition, some inside scorers, some outside scorers and getting to the free throw line," head coach Paul Weir said. "Turnovers are still an issue ... I didn't think we were as sharp as I would have liked throughout the entire 40 minutes.

"I'm glad to be a favorite on the road and actually go out and handle our business. We've had some games where we didn't do that ... but I thought tonight we showed a bit of growth there. You've got to give Colorado State credit, I thought they played well in the second half."

The Lobos were led by seven players in double figures, the most in a conference game this season, paced by senior Joe Furstinger who collected a career-high 22 points on a near-perfect performance. He went 6-of-7 from the floor and a perfect 10-for-10 from the free throw line while adding a pair of blocks. He also led the Lobos with seven rebounds on the night.

The next-leading scorer was senior Sam Logwood (15) followed by junior Anthony Mathis (14), senior Antino Jackson (13), freshman Makuach Maluach (12) and juniors Chris McNeal and Troy Simons with 10 apiece. Jackson also added nine assists, nearly reaching a rare point-assist double-double.

The Lobos jumped out to an early start on Wednesday and didn't let up en route to the sweep of the Rams.

UNM quickly got a ahead by six, 11-5 before exploding on a 10-0 run to jump out to a 16-point lead, 21-5, just 5:39 into the contest. The Lobos extended the lead to 20 at the 10:03 mark on a 3-pointer from McNeal, 32-12 before making it a 30-point game with 5:01 left on a jumper by Simons. CSU chipped but couldn't shave more than four points off of the deficit before the end of the half.

The halftime score was 58-32 in favor of the Lobos for a 26-point advantage.

At the break, UNM was firing at a blistering clip of 71.4 percent from the floor (20-28), marking the highest shooting percentage in the first half this season.

In the second half, Colorado State went on an 8-0 run over 1:03 to make it a 21-point game, 63-42, with 17:49 on the clock, forcing Coach Weir to call a timeout. The Lobo lead fluctuated between 25 and 17 for the next 7:41 until Colorado State got the game to 16 points on a 6-0 run that include a pair of jumpers and a layup.

Coach Weir called his final timeout and junior Dane Kuiper hit a jumper before three straight free throws from CSU made it a 15-point game, 98-83. The Lobos went on an 8-2 run on layups by Mathis and Maluach and a pair of free throws from both Furstinger and Logwood to put the margin back in the twenties, 106-85 with 2:11 left.

It was Simons who hit the final bucket of the game, a jumper with 1:09 left, for the 108-87 final.

UNM outscored CSU in the paint 48-40, off of turnovers 34-22 and off the bench 54-24. The Lobos also finished shooting 60.7 percent on the night compared to 50 percent for the Rams. In the first half, UNM shot 71.4 percent to CSU's 37.9 percent, but in the second half the Rams outshot the Lobos 60.6 percent to 51.5 percent.

In addition, UNM finished 27-of-31 from two-point range for 87.1 percent, marking the best two-point percentage for the Lobos since at least the 2001-02 season.

CSU was led by four players scoring in double figures including junior Prentiss Nixon who led all players with 27 points.

The Lobos have clinched the first-round bye, but will battle Fresno State for third place in the Mountain West standings on Saturday, March 3 at 7 p.m. at home in Dreamstyle Arena - The Pit to close the regular season. The game will mark Senior Night for the Lobos, honoring Furstinger, Logwood and Jackson.

Official Basketball Box Score -- Game Totals -- Final Statistics

New Mexico vs Colorado State

2/28/18 7:05 pm at Fort Collins, Colo. (Moby Arena)

New Mexico 108 • 16-14, 11-6 MW

#	Player		Total	3-Ptr	FT-FTA	Rebounds			PF	TP	A	TO	Bk	Stl	Min
			FG-FGA	FG-FGA		Off	Def	Tot							
05	FURSTINGER, Joe	f	6-7	0-0	10-10	0	7	7	3	22	1	0	2	0	23
14	KUIPER, Dane	f	3-8	0-5	2-2	1	2	3	3	8	1	1	0	2	21
15	PINCHUK, Vladimir	c	2-2	0-0	0-2	2	1	3	0	4	1	2	1	0	12
01	MCNEAL, Chris	g	3-6	3-6	1-2	1	1	2	2	10	1	4	0	2	22
31	SIMONS, Troy	g	4-8	2-6	0-0	3	4	7	3	10	0	1	0	0	24
02	LOGWOOD, Sam	g	5-6	0-0	5-5	1	5	6	4	15	3	1	0	0	25
03	JACKSON, Antino		5-7	3-4	0-0	0	1	1	4	13	9	5	0	4	26
10	MALUACH, Makuach		4-5	0-0	4-6	0	3	3	2	12	1	1	0	1	20
32	MATHIS, Anthony		5-12	2-9	2-2	1	3	4	3	14	1	3	0	3	27
Team						1	0	1							
Totals			37-61	10-30	24-29	10	27	37	24	108	18	18	3	12	200

FG % 1st Half: 20-28 71.4%

2nd half: 17-33 51.5%

Game: 37-61 60.7%

3FG % 1st Half: 6-13 46.2%

2nd half: 4-17 23.5%

Game: 10-30 33.3%

FT % 1st Half: 12-14 85.7%

2nd half: 12-15 80.0%

Game: 24-29 82.8%

Deadball
Rebounds
3

Colorado State 87 • 11-20, 4-14 MW

#	Player		Total	3-Ptr	FT-FTA	Rebounds			PF	TP	A	TO	Bk	Stl	Min
			FG-FGA	FG-FGA		Off	Def	Tot							
10	BOB, Che	f	3-7	0-1	2-3	0	5	5	5	8	2	3	1	1	25
20	JAMES, Deion	f	6-12	0-2	0-1	1	3	4	2	12	4	2	1	1	33
32	CARVACHO, Nico	c	2-5	0-1	1-4	9	2	11	5	5	4	4	0	0	27
11	NIXON, Prentiss	g	8-18	1-7	10-11	0	0	0	4	27	3	4	0	5	35
15	BONNER, Anthony	g	4-7	2-2	1-3	1	2	3	3	11	0	4	0	2	30
03	MITCHELL, Raquan	g	7-12	1-2	6-7	0	0	0	2	21	0	1	1	0	31
13	JENKINS, Lorenzo		0-0	0-0	0-0	0	3	3	0	0	0	0	0	0	15
21	RYAN, Logan		1-1	1-1	0-0	0	1	1	3	3	0	1	0	0	4
Team						0	0	0							
Totals			31-62	5-16	20-29	11	16	27	24	87	13	19	3	9	200

FG % 1st Half: 11-29 37.9%

2nd half: 20-33 60.6%

Game: 31-62 50.0%

3FG % 1st Half: 2-8 25.0%

2nd half: 3-8 37.5%

Game: 5-16 31.3%

FT % 1st Half: 8-11 72.7%

2nd half: 12-18 66.7%

Game: 20-29 69.0%

Deadball
Rebounds
2

Officials: Tommy Nunez, Keith Kimble, Larry Spaulding

Technical fouls: New Mexico-None. Colorado State-None.

Attendance: 2917

Score by periods	1st	2nd	Total
New Mexico	58	50	108
Colorado State	32	55	87

Last FG - NM 2nd-01:09, CSU 2nd-01:33.

Largest lead - NM by 30 1st-05:01, CSU None.

NM led for 39:15. CSU led for 00:00. Game was tied for 00:14.

	In	Off	2nd	Fast	
Points	Paint	T/O	Chance	Break	Bench
NM	48	34	11	10	54
CSU	40	22	15	16	24

Score tied - 0 times.
Lead changed - 0 times.

JAN. 13, 2018 · NEW MEXICO 80, FRESNO STATE 89 · Fresno, Calif.

Pair Scores Career-High, Lobos Nipped by Fresno State

FRESNO, CALIF. --- Despite career-high scoring performances from true freshman Makuach Maluach and junior Anthony Mathis, The University of New Mexico men's basketball team fell by a nine-point margin, 89-80, on the road at Fresno State on Saturday night.

The Lobos (8-11, 3-3 MW) had three players score in double digits as they blasted their way back from a 14-point deficit in the first half. UNM trailed by just two at halftime, 42-40, and led by five with 10:14 left in the second half, but a late Bulldog run put Fresno State ahead for good in the final eight minutes.

The score was tied 11 times and the lead changed nine times throughout Saturday night's matchup.

New Mexico fired at a clip of 51.9 percent (28-54) on the night, just the third time this season that the Lobos have shot over 50 percent and the first time they have lost when doing so. Fresno State (13-6, 3-3 MW), however, shot an arena-record 65.3 percent from the floor, and a program-record 75 percent (9-12) from three.

"To spot a team like that 27 points (nine threes) on the road, it's going to be really hard to come back from," head coach Paul Weir said. "I just think it opened up the rest of the game. When you shoot the ball like that, you're a really tough team to guard. They just didn't miss out there."

"Their size, their strength, their overall athleticism just really wore on us."

Maluach led the Lobos with 21 points on the night followed by Mathis who notched 18. Junior Chris McNeal also contributed double digits, tallying 16 points, his most since UNM's contest vs. Maryland on Nov. 25 and his fourth highest point total as a Lobo.

Mathis went 6-for-9 from the floor including 4-for-6 from three while Maluach was 8-for-15 overall, 5-for-5 from the charity stripe.

Senior Joe Furstinger neared another double-double, but fell short of his seventh straight game scoring in double digits. He registered eight points and eight rebounds as UNM's next leading scorer.

Senior Antino Jackson added seven points while leading UNM in assists (5) and steals (3).

The Lobos drilled the first shot of the game on a Dane Kuiper three before Fresno State went on a 14-0 run to take an 11-point lead at the 14:58 mark. The Bulldogs extended it to 14, their largest lead of the game, with 11 minutes left in the half before UNM began to whittle it away.


The Lobos went into the bonus with 8:18 left and eventually closed the gap to four on a Maluach layup at the 2:29 mark, 38-34. After a Bulldog layup, Furstinger hit a jumper followed by a pair of Maluach free throws to make it 40-38 with 1:06 left. McNeal hit a layup to tie it with 28 seconds left, 40-40.

A quick jumper with four seconds left put UNM down by two at the half, 42-40.

Maluach scored eight points in the first half and added nine in just the first six minutes of the second. The Lobos claimed a five-point lead 64-59 with 10:14 left on a Jackson 3-pointer and another Maluach layup before Fresno State tied the game for the 11th time at the 8:40 mark, 66-66.

Following the tie, the Bulldogs began to slowly pull away, going on a 12-0 run to take a 78-66 advantage. The Lobos would get no closer than seven the rest of the way.


UNM will remain on the road, traveling to UNLV on Wednesday, Jan. 17 to take on the Runnin' Rebels on ESPN3 at 8 p.m. MT.



Official Basketball Box Score -- Game Totals -- Final Statistics

New Mexico vs Fresno State

01/13/18 4 p.m. PT at Save Mart Center --- Fresno, Calif.



New Mexico 80 • 8-11, 3-3 MW

##	Player	Total	3-Ptr		FT-FTA	Rebounds			PF	TP	A	TO	Blk	Stl	Min
			FG-FGA	FG-FGA		Off	Def	Total							
14	KUIPER, Dane	f	2-6	2-6	0-0	0	3	3	3	6	3	1	0	0	27
15	PINCHUK, Vladimir	f	1-2	0-0	2-2	1	1	2	1	4	0	0	0	0	11
03	JACKSON, Antino	g	3-5	1-3	0-0	0	1	1	1	7	5	5	0	3	25
10	MALUACH, Makuach	g	8-15	0-4	5-5	0	3	3	5	21	1	1	0	0	34
32	MATHIS, Anthony	g	6-9	4-6	2-2	1	1	2	5	18	1	0	0	2	33
01	MCNEAL, Chris	g	4-9	1-5	7-8	0	0	0	4	16	2	0	0	1	25
05	FURSTINGER, Joe	g	4-7	0-0	0-2	1	7	8	1	8	3	2	2	0	31
11	SIMMONS, Jachai	g	0-1	0-1	0-0	0	2	2	2	0	2	1	0	0	14
Team						1	2	3							
Totals			28-54	8-25	16-19	4	20	24	22	80	17	10	2	6	200
FG % 1st Half: 14-27 51.9%			2nd half: 14-27 51.9%			Game: 28-54 51.9%			Deadball						
3FG % 1st Half: 4-13 30.8%			2nd half: 4-12 33.3%			Game: 8-25 32.0%			Rebounds						
FT % 1st Half: 8-9 88.9%			2nd half: 8-10 80.0%			Game: 16-19 84.2%			1						

Fresno State 89 • 13-6, 3-3 MW

##	Player	Total	3-Ptr		FT-FTA	Rebounds			PF	TP	A	TO	Blk	Stl	Min
			FG-FGA	FG-FGA		Off	Def	Total							
11	WILLIAMS, Bryson	f	7-9	0-0	1-1	0	4	4	3	15	3	0	0	0	35
20	BITTNER, Sam	f	1-2	1-1	0-0	1	2	3	2	3	2	1	0	1	19
01	HOPKINS, Jaron	g	6-11	0-0	1-2	1	8	9	1	13	4	2	1	0	34
21	TAYLOR, Deshon	g	5-9	3-5	9-12	0	4	4	2	22	4	3	0	1	34
22	BOWLES, Ray	g	4-4	1-1	5-8	0	1	1	4	14	2	1	0	1	26
05	TAYLOR, Jahmel	g	6-7	4-5	0-1	0	0	0	1	16	1	0	0	0	24
32	GRIMES, Nate	g	0-0	0-0	0-0	0	5	5	4	0	0	0	2	0	15
34	CARTER II, Terrell	g	3-7	0-0	0-0	0	0	0	4	6	0	1	1	0	13
Team						0	0	0			1				
Totals			32-49	9-12	16-24	2	24	26	21	89	16	9	4	3	200
FG % 1st Half: 18-26 69.2%			2nd half: 14-23 60.9%			Game: 32-49 65.3%			Deadball						
3FG % 1st Half: 4-6 66.7%			2nd half: 5-6 83.3%			Game: 9-12 75.0%			Rebounds						
FT % 1st Half: 2-3 66.7%			2nd half: 14-21 66.7%			Game: 16-24 66.7%			3						

Officials: Mike Scyphers, Tommy Nunez, Ruben Ramos

Technical fouls: New Mexico-None. Fresno State-None.

Attendance: 6244

Score by periods	1st	2nd	Total
New Mexico	40	40	80
Fresno State	42	47	89

Points	In	Off	2nd	Fast	Bench
NM	38	12	9	4	24
FS	42	10	3	6	22

Last FG - NM 2nd-00:40, FS 2nd-00:56.

Largest lead - NM by 5 2nd-10:14, FS by 14 1st-12:31.

NM led for 04:03. FS led for 29:27. Game was tied for 06:30.

Score tied - 11 times.

Lead changed - 9 times.

2017-18 OPPONENT NUMERICAL ROSTER/STATS

FRESNO STATE 2017-18 ROSTER

No.	Name	Pos.	Ht.	Wt.	Yr./Exp.	Hometown (High School/Previous School)
0	New Williams	G	6-1	175	R-So./TR	Inglewood, Calif. (Santa Monica HS/Auburn)
1	Jaron Hopkins	G	6-6	210	Sr./1L	Mesa, Ariz. (Dobson HS/Colorado)
3	Johnny McWilliams	G	6-6	200	So./1L	San Marcos, Calif. (San Marcos HS)
4	Braxton Huggins	G	6-4	195	Sr./TR	Bakersfield, Calif. (Mira Monte HS/New Mexico State)
5	Jahmel Taylor	G	6-0	180	Sr./2L	Los Angeles, Calif. (Pacific Hills HS/Washington)
10	Eric Vila	F	6-11	210	So./TR	Girona, Spain (Texas A&M)
11	Bryson Williams	F	6-8	230	So./1L	Fresno, Calif. (Roosevelt HS)
12	Myles Fitzgerald-Warren	G	6-3	180	Fr./HS	Portland, Ore. (Madison HS)
15	Gilles Dekoninck	F	6-6	210	Fr./HS	Diest, Belgium (Huntington Prep)
20	Sam Bittner	F	6-6	210	Jr./2L	Las Vegas, Nev. (Trinity International HS)
21	Deshon Taylor	G	6-2	185	Jr./1L	Riverside, Calif. (John W. North HS/UMKC)
22	Ray Bowles, Jr.	G	6-5	205	Sr./TR	Modesto, Calif. (Modesto Christian HS/Pacific)
32	Nate Grimes	F	6-8	225	So./1L	Las Vegas, Nev. (Quality Education Academy)
34	Terrell Carter II	C	6-10	290	Sr./2L	Los Angeles, Calif. (Redondo Union HS)
35	Lazaro Rojas	F/C	6-11	245	R-Fr./HS	Porto Seguro, Brazil (Score Academy)
55	Noah Blackwell	G	6-3	190	Jr./TR	Roseville, Calif. (Woodcreek HS/Long Beach State)

UPDATED FRESNO STATE 2017-18 STATISTICS

RECORD:	OVERALL	HOME	AWAY	NEUTRAL
ALL GAMES	21-9	12-5	8-3	1-1
CONFERENCE	11-6	5-4	6-2	0-0
NON-CONFERENCE	10-3	7-1	2-1	1-1

#	Player	Total					3-Point		F-Throw		Rebounds														
		gp-gs	min	avg	fg-fga	fg%	3fg-fga	3fg%	ft-fa	ft%	off	def	tot	avg	pf	dq	a	to	blk	stl	pts	avg			
21	TAYLOR, Deshon	30-28	1005	33.5	146-331	.441	55-144	.382	187-223	.839	9	86	95	3.2	66	0	80	75	5	47	534	17.8			
11	WILLIAMS, Bryson	30-30	839	28.0	176-291	.605	1-4	.250	51-88	.580	54	124	178	5.9	96	2	36	50	21	15	404	13.5			
01	HOPKINS, Jaron	25-25	716	28.6	116-229	.507	7-19	.368	45-78	.577	22	120	142	5.7	57	2	77	59	9	35	284	11.4			
22	BOWLES, Ray	30-30	945	31.5	116-267	.434	34-100	.340	52-86	.605	19	84	103	3.4	72	1	62	42	2	30	318	10.6			
05	TAYLOR, Jahmel	30-7	821	27.4	90-213	.423	67-157	.427	26-36	.722	13	89	102	3.4	62	1	73	27	4	24	273	9.1			
34	CARTER II, Terrell	30-6	405	13.5	66-120	.550	0-0	.000	36-48	.750	29	48	77	2.6	74	0	9	37	14	9	168	5.6			
20	BITTNER, Sam	30-24	751	25.0	55-106	.519	38-76	.500	16-20	.800	27	64	91	3.0	84	3	50	24	10	32	164	5.5			
32	GRIMES, Nate	27-0	349	12.9	57-90	.633	0-0	.000	18-40	.450	63	94	157	5.8	52	1	5	17	30	7	132	4.9			
03	McWILLIAMS, Johnny	22-0	163	7.4	12-37	.324	4-13	.308	8-17	.471	5	8	13	0.6	16	1	10	4	2	7	36	1.6			
00	WILLIAMS, New	4-0	8	2.0	1-3	.333	0-1	.000	1-1	1.000	0	0	0	0.0	0	0	0	2	0	1	3	0.8			
15	DEKONINCK, Gilles	7-0	14	2.0	1-3	.333	0-1	.000	1-2	.500	0	2	2	0.3	1	0	0	1	0	0	3	0.4			
35	ROJAS, Lazaro	8-0	17	2.1	1-3	.333	0-1	.000	0-0	.000	2	2	4	0.5	1	0	1	1	0	0	2	0.3			
12	WARREN, Myles	7-0	17	2.4	0-2	.000	0-1	.000	0-1	.000	0	0	0	0.0	0	0	0	1	0	0	0	0.0			
Team											35	28	63				15								
Total.....		30	6050		837-1695	.494	206-517	.398	441-640	.689	278	749	1027	34.2	581	11	403	355	97	207	2321	77.4			
Opponents.....		30	6050		698-1619	.431	207-568	.364	439-603	.728	239	695	934	31.1	603	-	359	400	90	150	2042	68.1			

TEAM STATISTICS	FS	OPP
SCORING	2321	2042
Points per game	77.4	68.1
Scoring margin	+9.3	-
FIELD GOALS-ATT	837-1695	698-1619
Field goal pct	.494	.431
3 POINT FG-ATT	206-517	207-568
3-point FG pct	.398	.364
3-pt FG made per game	6.9	6.9
FREE THROWS-ATT	441-640	439-603
Free throw pct	.689	.728
F-Throws made per game	14.7	14.6
REBOUNDS	1027	934
Rebounds per game	34.2	31.1
Rebounding margin	+3.1	-
ASSISTS	403	359
Assists per game	13.4	12.0
TURNOVERS	355	400
Turnovers per game	11.8	13.3
Turnover margin	+1.5	-
Assist/turnover ratio	1.1	0.9
STEALS	207	150
Steals per game	6.9	5.0
BLOCKS	97	90
Blocks per game	3.2	3.0
ATTENDANCE	102554	73235
Home games-Avg/Game	17-6033	11-6479
Neutral site-Avg/Game	-	2-982

Score by Periods	1st	2nd	OT	Totals
Fresno State	1109	1189	23	2321
Opponents	941	1079	22	2042

Date	Opponent	Score	Att.
11/10/17	UC SANTA CRUZ	w 96-65	5169
11/13/17	CSUN	w 89-73	4864
11/17/17	at Arkansas	L 75-83	15051
11/21/17	vs Evansville	L 57-59	982
11/22/17	vs George Mason	w 79-73	982
11/26/17	MONTANA STATE	w 80-67	5097
11/30/17	WEBER STATE	w 83-71	5105
12/02/17	at Long Beach State	w 106-70	3706
12/05/17	CSU BAKERSFIELD	w 70-55	5040
12/09/17	at Cal Poly	w 83-63	1994
12/13/17	ARKANSAS-PINE BLUFF	w 78-52	4530
12/16/17	OREGON	L 61-68	9225
12/18/17	CAL STATE MONTEREY BAY	w 93-56	4747
* 12/27/17	NEVADA	L 65-80	6008
* 12/30/17	AIR FORCE	w 71-59	6188
* 01/03/18	at Utah State	Lot 79-81	8276
* 01/06/18	at Colorado State	Wot 82-79	3541
* 01/09/18	BOISE STATE	L 64-70	4980
* 01/13/18	NEW MEXICO	w 89-80	6244
* 01/17/18	at San Diego State	w 77-73	11358
* 01/23/18	UNLV	w 69-63	5385
* 01/27/18	UTAH STATE	L 62-65	7317
* 01/31/18	at Nevada	L 92-102	8521
* 02/03/18	at Wyoming	w 80-62	5690
* 02/06/18	SAN DIEGO STATE	w 79-61	6128
* 02/14/18	at San Jose State	w 77-57	1682
* 02/17/18	COLORADO STATE	w 86-65	6882
* 02/21/18	at UNLV	w 77-64	9302
* 02/24/18	WYOMING	L 68-78	9645
* 2/26/18	at Air Force	w 54-48	2150

* - Conference game

2017-18 OPPONENT CONFERENCE STATS

RECORD:	OVERALL	HOME	AWAY	NEUTRAL
ALL GAMES	11-6	5-4	6-2	0-0
CONFERENCE	11-6	5-4	6-2	0-0
NON-CONFERENCE	0-0	0-0	0-0	0-0

#	Player	gp-gs	min	avg	Total		3-Point		F-Throw		Rebounds						pf	dq	a	to	blk	stl	pts	avg
					fg-fga	fg%	3fg-fga	3fg%	ft-fa	ft%	off	def	tot	avg										
21	TAYLOR, Deshon	17-15	572	33.6	80-188	.426	31-83	.373	101-124	.815	4	55	59	3.5	47	0	40	38	2	24	292	17.2		
11	WILLIAMS, Bryson	17-17	498	29.3	101-176	.574	0-2	.000	34-59	.576	23	61	84	4.9	54	1	26	30	12	6	236	13.9		
01	HOPKINS, Jaron	16-16	477	29.8	70-144	.486	7-14	.500	25-44	.568	15	78	93	5.8	37	2	55	40	7	17	172	10.8		
22	BOWLES, Ray	17-17	541	31.8	65-154	.422	22-58	.379	23-41	.561	11	42	53	3.1	47	1	29	24	2	14	175	10.3		
05	TAYLOR, Jahmel	17-3	431	25.4	43-103	.417	30-73	.411	11-15	.733	3	48	51	3.0	35	1	37	10	4	9	127	7.5		
32	GRIMES, Nate	17-0	237	13.9	41-61	.672	0-0	.000	9-19	.474	31	63	94	5.5	33	0	3	8	13	6	91	5.4		
20	BITTNER, Sam	17-15	437	25.7	31-61	.508	17-44	.386	10-12	.833	13	38	51	3.0	46	2	28	13	6	12	89	5.2		
34	CARTER II, Terrell	17-2	177	10.4	29-58	.500	0-0	.000	15-18	.833	12	24	36	2.1	35	0	3	18	7	6	73	4.3		
03	McWILLIAMS, Johnny	11-0	60	5.5	4-10	.400	0-3	.000	3-5	.600	2	3	5	0.5	4	0	5	1	1	0	11	1.0		
00	WILLIAMS, New	4-0	8	2.0	1-3	.333	0-1	.000	1-1	1.000	0	0	0	0.0	0	0	0	2	0	1	3	0.8		
35	ROJAS, Lazaro	3-0	4	1.3	1-2	.500	0-0	.000	0-0	.000	1	0	1	0.3	1	0	0	0	0	0	2	0.7		
12	WARREN, Myles	3-0	4	1.3	0-1	.000	0-0	.000	0-1	.000	0	0	0	0.0	0	0	0	0	0	0	0	0.0		
15	DEKONINCK, Gilles	3-0	4	1.3	0-0	.000	0-0	.000	0-0	.000	0	1	1	0.3	0	0	0	0	0	0	0	0.0		
Team											20	14	34				10							
Total.....		17	3450		466-961	.485	107-278	.385	232-339	.684	135	427	562	33.1	339	7	226	194	54	95	1271	74.8		
Opponents.....		17	3450		399-918	.435	120-330	.364	269-364	.739	136	421	557	32.8	321	-	217	213	45	82	1187	69.8		

TEAM STATISTICS

	FS	OPP
SCORING	1271	1187
Points per game	74.8	69.8
Scoring margin	+4.9	-
FIELD GOALS-ATT	466-961	399-918
Field goal pct	.485	.435
3 POINT FG-ATT	107-278	120-330
3-point FG pct	.385	.364
3-pt FG made per game	6.3	7.1
FREE THROWS-ATT	232-339	269-364
Free throw pct	.684	.739
F-Throws made per game	13.6	15.8
REBOUNDS	562	557
Rebounds per game	33.1	32.8
Rebounding margin	+0.3	-
ASSISTS	226	217
Assists per game	13.3	12.8
TURNOVERS	194	213
Turnovers per game	11.4	12.5
Turnover margin	+1.1	-
Assist/turnover ratio	1.2	1.0
STEALS	95	82
Steals per game	5.6	4.8
BLOCKS	54	45
Blocks per game	3.2	2.6
ATTENDANCE	58777	50520
Home games-Avg/Game	9-6531	8-6315
Neutral site-Avg/Game	-	0-0

Date	Opponent	Score	Att.
* 12/27/17	NEVADA	L 65-80	6008
* 12/30/17	AIR FORCE	W 71-59	6188
* 01/03/18	at Utah State	Lot 79-81	8276
* 01/06/18	at Colorado State	Wot 82-79	3541
* 01/09/18	BOISE STATE	L 64-70	4980
* 01/13/18	NEW MEXICO	W 89-80	6244
* 01/17/18	at San Diego State	W 77-73	11358
* 01/23/18	UNLV	W 69-63	5385
* 01/27/18	UTAH STATE	L 62-65	7317
* 01/31/18	at Nevada	L 92-102	8521
* 02/03/18	at Wyoming	W 80-62	5690
* 02/06/18	SAN DIEGO STATE	W 79-61	6128
* 02/14/18	at San Jose State	W 77-57	1682
* 02/17/18	COLORADO STATE	W 86-65	6882
* 02/21/18	at UNLV	W 77-64	9302
* 02/24/18	WYOMING	L 68-78	9645
* 2/26/18	at Air Force	W 54-48	2150

* = Conference game

Score by Periods	1st	2nd	OT	Totals
Fresno State	593	655	23	1271
Opponents	565	600	22	1187

FEB. 26, 2018 · FRESNO STATE 54, AIR FORCE 48 · USAFA, Colo.

'Dogs defeat Falcons to clinch bye in MW tourney

USAFA, Colo. --- The Fresno State men's basketball team defeated the Air Force Falcons 54-48 on Monday night inside Clune Arena.

With the win, Fresno State (21-9, 11-6 Mountain West) has clinched a first round bye for the upcoming 2018 MW Tournament and the 'Dogs will next play at New Mexico on Saturday at 6 p.m. PT with a chance to earn the No. 3 seed for the conference tournament with a win over the Lobos.

The Bulldogs are one of two MW programs (Boise State) to have earned a first round bye for the conference tournament in each of the last four seasons, including this upcoming tournament that awards the winner an automatic bid into the 2018 NCAA Tournament.

Fresno State also improved to 8-3 on the road this season – the most road victories in a season for the 'Dogs since winning eight road games during the 2001-02 season.

How it happened: After working its way to a 23-19 lead at halftime, Fresno State took control of the game early in the second half and grinded out the victory down the stretch.

The Bulldogs extended its lead to double digits when Fresno State junior forward Sam Bittner banked in a deep 3-pointer from the left wing to beat a shot clock buzzer for a 36-25 lead with 13:48 remaining. Fresno State led by as many as those 11 points in the second half on multiple occasions before finishing off Air Force.

Fresno State sophomore forward Bryson Williams scored a team-high 15 points with eight rebounds in just 24 minutes, while senior guard Ray Bowles, Jr. added 11 points for the Bulldogs, who outscored the Falcons 30-20 in the paint.

Fresno State's defense forced 18 AFA turnovers and limited the Falcons to just 28.6 percent (14-for-49 FG) from the field, including an 18.2 percent clip from beyond the 3-point arc (4-for-22 3FGA).

Team Notes:

This game was originally scheduled for Jan. 20, 2018, but had to be rescheduled due to a federal government that canceled all Air Force Academy athletic events for a brief period in January.

Fresno State has now won 67 of its last 74 games when leading at halftime (20-2 this season).

Fresno State has now won 32 of its last 46 games when playing a MW team.

Fresno State improved to 8-3 on the road this season (most road wins in a season since 2001-02).

Fresno State has now won 59 of its last 62 games when leading with five minutes remaining in the second half.

Up Next: Fresno State will close the regular season at New Mexico (ESPN3/940 AM ESPN Radio) on Saturday at 6 p.m. PT.

The 2018 MW Men's Basketball Tournament starts March 7 in Las Vegas at the Thomas & Mack Center. Single-session tickets will be available by calling 1-866-388-3267, online at MWTickets.com or by visiting UNLVTickets outlets in Las Vegas, as well as the Thomas & Mack Center box office.

Facebook will have coverage for the first-round action of the men's tournament which tips off on March 7. The quarterfinals will take place on Thursday, March 8, followed by the semifinals on Friday, March 9. CBS Sports Network will broadcast all four quarterfinal games and both semifinal contests. The men's championship game is set for Saturday, March 10 at 3 p.m. PT on CBS.

Official Basketball Box Score -- Game Totals -- Final Statistics Fresno State vs Air Force 2/26/18 7:05 PM MT at Clune Arena (USAF Academy, Colo.)

Fresno State 54 • 21-9, 11-6

#	Player	Total		3-Ptr		Rebounds		PF	TP	A	TO	Blk	Stl	Min
		FG	FGA	FG	FGA	FT	FTA							
11	WILLIAMS, Bryson	6	15	0	0	3	4	0	8	5	15	1	1	24
20	BITTNER, Sam	2	2	2	2	0	0	2	4	6	3	0	1	33
05	TAYLOR, Jahmel	1	8	0	4	0	0	0	6	6	3	2	4	34
21	TAYLOR, Deshon	1	6	1	3	4	4	0	3	3	7	4	4	38
22	BOWLES, Ray	4	13	0	4	3	3	1	2	3	3	11	0	34
03	McWILLIAMS, Johnny	2	4	0	1	0	0	2	0	2	1	4	0	13
32	GRIMES, Nate	2	3	0	0	0	1	1	2	3	1	4	0	7
34	CARTER II, Terrell	1	5	0	0	3	5	1	3	4	1	5	0	17
Team														200
Totals		19	56	3	14	13	17	8	31	39	20	54	8	14

FG % 1st Half:	7-25	28.0%	2nd half:	12-31	38.7%	Game:	19-56	33.9%	Deadball
3FG % 1st Half:	1-6	16.7%	2nd half:	2-8	25.0%	Game:	3-14	21.4%	Rebounds
FT % 1st Half:	8-10	80.0%	2nd half:	5-7	71.4%	Game:	13-17	76.5%	0

Air Force 48 • 11-17, 5-11

#	Player	Total		3-Ptr		Rebounds		PF	TP	A	TO	Blk	Stl	Min
		FG	FGA	FG	FGA	FT	FTA							
12	SCOTTIE, Lavelle	2	9	1	5	2	2	0	4	4	2	7	1	4
34	SWAN, Ryan	3	5	0	0	1	3	1	4	5	4	7	1	2
02	SIPLES, CJ	3	7	0	3	2	2	1	2	3	1	8	2	3
20	LYONS, Trevor	2	10	1	4	6	9	2	8	10	2	11	2	5
44	VAN SOELEN, Keaton	1	3	0	0	0	0	3	5	8	1	2	0	1
00	MORRIS, Caleb	3	7	2	4	4	4	0	2	2	4	12	1	1
03	TOMES, Sid	0	2	0	2	0	0	0	0	0	1	0	1	1
15	VAN, Jacob	0	1	0	1	1	2	0	0	0	0	1	0	1
30	DEWANE, Jonathan	0	2	0	0	0	0	0	1	1	1	0	0	0
32	MANNING, Ryan	0	1	0	1	0	0	0	2	2	1	0	0	0
33	TOOHEY, Frank	0	2	0	2	0	0	0	3	3	1	0	0	1
Team														200
Totals		14	49	4	22	16	22	7	33	40	18	48	9	18

FG % 1st Half:	7-23	30.4%	2nd half:	7-26	26.9%	Game:	14-49	28.6%	Deadball
3FG % 1st Half:	3-15	20.0%	2nd half:	1-7	14.3%	Game:	4-22	18.2%	Rebounds
FT % 1st Half:	2-3	66.7%	2nd half:	14-19	73.7%	Game:	16-22	72.7%	3

Officials: Eric Curry, Chris Rastatter, Kevin Brill
Technical fouls: Fresno State-TAYLOR, Jahmel. Air Force-None.
Attendance: 2150

Score by periods	1st	2nd	Total
Fresno State	23	31	54
Air Force	19	29	48

Points	In	Off	2nd	Fast
Point	Paint	T/O	Chance	Break
FS	30	15	10	4
AF	20	16	6	4

Last FG - FS 2nd-01:02, AF 2nd-00:15.
Largest lead - FS by 11 2nd-13:48, AF by 3 1st-08:22.
FS led for 29:25. AF led for 04:54. Game was tied for 05:41.

Score tied - 5 times.
Lead changed - 6 times.

CHARTING THE NUMBERS

	Season	Career at UNM	10+ Rebound Games		
<u>Double-Digit Scoring Games</u>			Joe Furstinger	6	7 (5-2)
Sam Logwood	13	33 (19-14)	Sam Logwood	1	2 (1-1)
Dane Kuiper	8	15 (11-4)			
Anthony Mathis	24	26 (14-12)	<u>Rebounding Leaders</u>		
Connor MacDougall	0	3 (2-1)	Sam Logwood	4	9 (7-2)
Chris McNeal	13	13 (6-7)	Joe Furstinger	22	25 (13-12)
Antino Jackson	15	15 (10-5)	Connor MacDougall	0	1 (1-0)
Makuach Maluach	12	12 (9-3)	Vladimir Pinchuk	1	1 (1-0)
Vladimir Pinchuk	3	3 (2-1)	Troy Simons	4	4 (2-2)
Troy Simons	8	8 (5-3)	Dane Kuiper	1	1 (0-1)
Joe Furstinger	13	13 (11-2)	Antino Jackson	1	1 (0-1)
Jachai Simmons	1	1 (1-0)			
			<u>Double-Doubles</u>		
<u>40-Point Games</u>			Sam Logwood	1	2 (1-1)
			Chris McNeal	1	1 (1-0)
<u>30-Point Games</u>			Joe Furstinger	6	6 (5-1)
			Antino Jackson	2	2 (1-1)
<u>20-Point Games</u>			<u>Assist Leaders</u>		
Sam Logwood	4	5 (2-3)	Sam Logwood	3	11 (3-8)
Chris McNeal	3	3 (1-2)	Dane Kuiper	3	6 (5-1)
Troy Simons	2	2 (2-0)	Joe Furstinger	5	7 (4-3)
Dane Kuiper	1	1 (0-1)	Anthony Mathis	0	1 (0-1)
Joe Furstinger	2	2 (2-0)	Chris McNeal	8	8 (3-5)
Antino Jackson	2	2 (2-0)	Antino Jackson	16	16 (12-4)
Makuach Maluach	2	2 (0-2)	Troy Simons	1	1 (1-0)
Anthony Mathis	3	3 (2-1)	* () Team's record in those games		
<u>Scoring Leaders</u>					
Sam Logwood	4	9 (6-3)			
Dane Kuiper	1	2 (0-2)			
Connor MacDougall	0	1 (0-1)			
Chris McNeal	3	3 (1-2)			
Troy Simons	4	4 (4-0)			
Anthony Mathis	8	8 (3-5)			
Antino Jackson	4	4 (3-1)			
Joe Furstinger	5	5 (4-1)			
Jachai Simmons	1	1 (1-0)			
Makuach Maluach	4	4 (2-2)			

SCORING MARGIN BREAKDOWN

Total	1	2	3	4	5	6	7	8	9	10	11-15	16-20	21+
Win	1	0	1	2	0	0	0	0	3	0	2	1	5
Loss	0	2	2	0	0	0	0	2	2	0	2	3	1

UNM INDIVIDUAL GAME HIGHS

New Mexico - INDIVIDUAL GAME HIGHS

Points	29	McNEAL, Chris vs Tennessee Tech (11/21/17)
	27	LOGWOOD, Sam vs TCU (11/24/17)
	26	MALUACH, Makuach at Air Force (2/10/18)
	25	MATHIS, Anthony vs Utah State (2/14/18)
	25	MATHIS, Anthony at Utah State (01/31/18)
Field Goals Made	11	LOGWOOD, Sam at Wyoming (02/20/18)
	10	MALUACH, Makuach at Air Force (2/10/18)
	10	LOGWOOD, Sam vs TCU (11/24/17)
Field Goal Att.	21	LOGWOOD, Sam vs TCU (11/24/17)
	16	McNEAL, Chris vs TCU (11/24/17)
	16	McNEAL, Chris vs Tennessee Tech (11/21/17)
	16	SIMONS, Troy vs Nebraska-Omaha (11/14/17)
FG Pct (min 5 made)	1.000 (7-7)	MALUACH, Makuach vs Northern New Mexico (11/11/17)
	1.000 (6-6)	PINCHUK, Vladimir vs Northern New Mexico (11/11/17)
	1.000 (5-5)	PINCHUK, Vladimir at UNLV (01/17/18)
3-Point FG Made	7	MATHIS, Anthony vs Utah State (2/14/18)
	7	McNEAL, Chris vs Tennessee Tech (11/21/17)
3-Point FG Att.	11	McNEAL, Chris vs Tennessee Tech (11/21/17)
	11	SIMONS, Troy vs Nebraska-Omaha (11/14/17)
3-Pt FG Pct (min 2 made)	1.000 (2-2)	KUIPER, Dane vs UNLV (2/25/18)
	1.000 (2-2)	MALUACH, Makuach vs UNLV (2/25/18)
	1.000 (2-2)	MALUACH, Makuach vs San Jose State (1/6/18)
	1.000 (2-2)	KUIPER, Dane at Colorado (12/6/17)
Free Throws Made	12	MALUACH, Makuach at Wyoming (02/20/18)
	12	FURSTINGER, Joe vs Prairie View A&M (12/22/17)
Free Throw Att.	15	MALUACH, Makuach at Wyoming (02/20/18)
	12	McNEAL, Chris at Wyoming (02/20/18)
	12	FURSTINGER, Joe vs Prairie View A&M (12/22/17)
FT Pct (min 3 made)	1.000 (12-12)	FURSTINGER, Joe vs Prairie View A&M (12/22/17)
	1.000 (10-10)	FURSTINGER, Joe at Colorado State (2/28/18)
	1.000 (8-8)	FURSTINGER, Joe at UNLV (01/17/18)
	1.000 (7-7)	MATHIS, Anthony vs UNLV (2/25/18)
	1.000 (6-6)	MALUACH, Makuach vs Wyoming (1/10/18)
	1.000 (6-6)	McNEAL, Chris at UTEP (12/2/17)
	1.000 (5-5)	LOGWOOD, Sam at Colorado State (2/28/18)
	1.000 (5-5)	MALUACH, Makuach at Fresno State (01/13/18)
	1.000 (5-5)	LOGWOOD, Sam vs Rice (12/19/17)
	1.000 (5-5)	FURSTINGER, Joe vs Rice (12/19/17)
	1.000 (5-5)	McNEAL, Chris vs Maryland (11/25/17)
	1.000 (5-5)	FURSTINGER, Joe vs Nebraska-Omaha (11/14/17)
	1.000 (4-4)	KUIPER, Dane at Air Force (2/10/18)
	1.000 (4-4)	JACKSON, Antino vs Boise State (2/6/18)
	1.000 (4-4)	JACKSON, Antino at UNLV (01/17/18)
	1.000 (4-4)	LOGWOOD, Sam at Boise State (01/03/18)
	1.000 (4-4)	MALUACH, Makuach vs Prairie View A&M (12/22/17)
	1.000 (4-4)	KUIPER, Dane vs Arizona (12/16/17)
	1.000 (4-4)	SIMONS, Troy vs Arizona (12/16/17)
	1.000 (4-4)	SIMONS, Troy vs New Mexico State (12/9/17)
	1.000 (4-4)	MATHIS, Anthony at UTEP (12/2/17)
	1.000 (4-4)	LOGWOOD, Sam vs Maryland (11/25/17)
	1.000 (4-4)	KUIPER, Dane vs Northern New Mexico (11/11/17)
	1.000 (3-3)	MATHIS, Anthony at Utah State (01/31/18)
	1.000 (3-3)	MATHIS, Anthony vs San Diego State (1/20/18)

UNM AND OPPONENT TEAM HIGHS/LOWS

NEW MEXICO - TEAM GAME HIGHS

POINTS	147	NORTHERN NEW MEXICO (11/11/17)
	119	at Wyoming (02/20/18)
	108	at Colorado State (2/28/18)
	103	NEBRASKA-OMAHA (11/14/17)
	96	TENNESSEE TECH (11/21/17)
FIELD GOALS MADE	55	NORTHERN NEW MEXICO (11/11/17)
	37	at Colorado State (2/28/18)
	37	at Wyoming (02/20/18)
FIELD GOAL ATTEMPTS	85	NORTHERN NEW MEXICO (11/11/17)
	77	NEBRASKA-OMAHA (11/14/17)
FIELD GOAL PERCENTAGE	.647 (55-85)	NORTHERN NEW MEXICO (11/11/17)
	.617 (37-60)	at Wyoming (02/20/18)
3 PT FIELD GOALS MADE	18	NORTHERN NEW MEXICO (11/11/17)
	17	NEBRASKA-OMAHA (11/14/17)
3 PT FG ATTEMPTS	39	TENNESSEE TECH (11/21/17)
	39	NEBRASKA-OMAHA (11/14/17)
	39	NORTHERN NEW MEXICO (11/11/17)
3 PT FG PERCENTAGE	.519 (14-27)	at Air Force (2/10/18)
	.500 (11-22)	UNLV (2/25/18)
FREE THROWS MADE	32	at Wyoming (02/20/18)
	24	at Colorado State (2/28/18)
	24	UNLV (2/25/18)
	24	TENNESSEE TECH (11/21/17)
FREE THROW ATTEMPTS	43	at Wyoming (02/20/18)
	35	at UTEP (12/2/17)
FREE THROW PERCENTAGE	1.000 (14-14)	vs Maryland (11/25/17)
	.929 (13-14)	ARIZONA (12/16/17)
REBOUNDS	48	NEBRASKA-OMAHA (11/14/17)
	45	NORTHERN NEW MEXICO (11/11/17)
ASSISTS	40	NORTHERN NEW MEXICO (11/11/17)
	23	COLORADO STATE (1/27/18)
	23	SAN JOSE STATE (1/6/18)
	23	EVANSVILLE (11/29/17)
STEALS	22	NORTHERN NEW MEXICO (11/11/17)
	12	at Colorado State (2/28/18)
	12	UTAH STATE (2/14/18)
	12	SAN JOSE STATE (1/6/18)
BLOCKED SHOTS	6	BOISE STATE (2/6/18)
	6	WYOMING (1/10/18)
	6	TENNESSEE TECH (11/21/17)
	6	NORTHERN NEW MEXICO (11/11/17)
TURNOVERS	20	at Wyoming (02/20/18)
	20	WYOMING (1/10/18)
FOULS	32	at Wyoming (02/20/18)
	29	UNLV (2/25/18)

OPPONENT - TEAM GAME HIGHS

POINTS	114	at Wyoming (02/20/18)
	104	TENNESSEE TECH (11/21/17)
	100	at Air Force (2/10/18)
	90	UNLV (2/25/18)
	90	at Boise State (01/03/18)
FIELD GOALS MADE	38	at Boise State (01/03/18)
	37	at Wyoming (02/20/18)
FIELD GOAL ATTEMPTS	70	NORTHERN NEW MEXICO (11/11/17)
	64	at Wyoming (02/20/18)
	64	at Boise State (01/03/18)
	64	at New Mexico State (11/17/17)
FIELD GOAL PERCENTAGE	.653 (32-49)	at Fresno State (01/13/18)
	.640 (32-50)	ARIZONA (12/16/17)
3 PT FIELD GOALS MADE	13	at Wyoming (02/20/18)
	13	at Utah State (01/31/18)
3 PT FG ATTEMPTS	30	NEBRASKA-OMAHA (11/14/17)
	26	RICE (12/19/17)
3 PT FG PERCENTAGE	.750 (9-12)	at Fresno State (01/13/18)
	.692 (9-13)	ARIZONA (12/16/17)
FREE THROWS MADE	28	UNLV (2/25/18)
	27	at Wyoming (02/20/18)
FREE THROW ATTEMPTS	40	UNLV (2/25/18)
	38	at Wyoming (02/20/18)
FREE THROW PERCENTAGE	.889 (24-27)	vs Maryland (11/25/17)
	.885 (23-26)	at Air Force (2/10/18)
REBOUNDS	58	at Colorado (12/6/17)
	50	at New Mexico State (11/17/17)
ASSISTS	23	TENNESSEE TECH (11/21/17)
	20	at Air Force (2/10/18)
STEALS	13	TENNESSEE TECH (11/21/17)
	13	NORTHERN NEW MEXICO (11/11/17)
BLOCKED SHOTS	9	vs TCU (11/24/17)
	7	at UNLV (01/17/18)
TURNOVERS	33	NORTHERN NEW MEXICO (11/11/17)
	26	NEBRASKA-OMAHA (11/14/17)
FOULS	32	at Wyoming (02/20/18)
	27	at Air Force (2/10/18)

NEW MEXICO - TEAM GAME LOWS

POINTS	56	at New Mexico State (11/17/17)
	57	at Colorado (12/6/17)
	62	NEW MEXICO STATE (12/9/17)
	62	at Boise State (01/03/18)
	65	vs Maryland (11/25/17)
FIELD GOALS MADE	20	at New Mexico State (11/17/17)
	21	vs Maryland (11/25/17)
	21	at UTEP (12/2/17)
	21	at Colorado (12/6/17)
	21	NEW MEXICO STATE (12/9/17)
FIELD GOAL ATTEMPTS	50	WYOMING (1/10/18)
	52	at New Mexico State (11/17/17)
	52	BOISE STATE (2/6/18)
FIELD GOAL PERCENTAGE	.296 (21-71)	at Colorado (12/6/17)
	.333 (21-63)	vs Maryland (11/25/17)
3 PT FIELD GOALS MADE	6	at New Mexico State (11/17/17)
	6	vs TCU (11/24/17)
	6	at Boise State (01/03/18)
3 PT FG ATTEMPTS	20	at New Mexico State (11/17/17)
	22	UNLV (2/25/18)
3 PT FG PERCENTAGE	.200 (6-30)	vs TCU (11/24/17)
	.222 (6-27)	at Boise State (01/03/18)
FREE THROWS MADE	6	at Colorado (12/6/17)
	7	EVANSVILLE (11/29/17)
	7	UTAH STATE (2/14/18)
FREE THROW ATTEMPTS	9	EVANSVILLE (11/29/17)
	9	UTAH STATE (2/14/18)
FREE THROW PERCENTAGE	.375 (6-16)	at Colorado (12/6/17)
	.579 (11-19)	SAN JOSE STATE (1/6/18)
REBOUNDS	15	COLORADO STATE (1/27/18)
	19	at San Jose State (02/03/18)
ASSISTS	5	at New Mexico State (11/17/17)
	8	vs TCU (11/24/17)
STEALS	2	at New Mexico State (11/17/17)
	2	at Nevada (12/30/17)
	2	UNLV (2/25/18)
BLOCKED SHOTS	0	at UTEP (12/2/17)
	0	at Boise State (01/03/18)
TURNOVERS	5	SAN DIEGO STATE (1/20/18)
	6	SAN JOSE STATE (1/6/18)
FOULS	13	COLORADO STATE (1/27/18)
	14	RICE (12/19/17)

OPPONENT - TEAM GAME LOWS

POINTS	47	SAN JOSE STATE (1/6/18)
	58	AIR FORCE (12/27/17)
	59	EVANSVILLE (11/29/17)
	63	UTAH STATE (2/14/18)
	65	NEW MEXICO STATE (12/9/17)
	65	COLORADO STATE (1/27/18)
FIELD GOALS MADE	14	SAN JOSE STATE (1/6/18)
	19	EVANSVILLE (11/29/17)
FIELD GOAL ATTEMPTS	39	UTAH STATE (2/14/18)
	44	SAN JOSE STATE (1/6/18)
FIELD GOAL PERCENTAGE	.318 (14-44)	SAN JOSE STATE (1/6/18)
	.365 (19-52)	EVANSVILLE (11/29/17)
3 PT FIELD GOALS MADE	2	at UNLV (01/17/18)
	3	EVANSVILLE (11/29/17)
	3	AIR FORCE (12/27/17)
	3	SAN JOSE STATE (1/6/18)
	3	at San Jose State (02/03/18)
3 PT FG ATTEMPTS	7	UNLV (2/25/18)
	10	COLORADO STATE (1/27/18)
3 PT FG PERCENTAGE	.154 (2-13)	at UNLV (01/17/18)
	.188 (3-16)	AIR FORCE (12/27/17)
FREE THROWS MADE	6	at Boise State (01/03/18)
	8	COLORADO STATE (1/27/18)
FREE THROW ATTEMPTS	10	COLORADO STATE (1/27/18)
	12	at Boise State (01/03/18)
	12	WYOMING (1/10/18)
FREE THROW PERCENTAGE	.500 (6-12)	at Boise State (01/03/18)
	.500 (9-18)	NEW MEXICO STATE (12/9/17)
REBOUNDS	23	WYOMING (1/10/18)
	26	at Fresno State (01/13/18)
ASSISTS	6	BOISE STATE (2/6/18)
	7	AIR FORCE (12/27/17)
	7	SAN JOSE STATE (1/6/18)
STEALS	3	vs Maryland (11/25/17)
	3	at Colorado (12/6/17)
	3	SAN JOSE STATE (1/6/18)
	3	at Fresno State (01/13/18)
	3	SAN DIEGO STATE (1/20/18)
	3	UTAH STATE (2/14/18)
	3	UNLV (2/25/18)
BLOCKED SHOTS	0	NORTHERN NEW MEXICO (11/11/17)
	0	at UTEP (12/2/17)
TURNOVERS	5	at Nevada (12/30/17)
	9	at Fresno State (01/13/18)
FOULS	12	at Utah State (01/31/18)
	13	at Nevada (12/30/17)

THE LAST TIME IT HAPPENED

NEW MEXICO

As A Team:

Scored 100 Points: 108 - at Colorado State (2-28-18)
Scored 90-99 Points: 91 - vs UNLV (2-25-18)
Scored 80-89 Points: 80 - at Utah State (1-31-18)
Scored Less Than 50 Points: 46 - at Arizona (12-20-16)
Scored Less Than 40 Points: 34 - at #25 San Diego State (1-26-13)
Won By 40 Points: W, 147-76 - Northern N.M. (11-11-17)
Won By 30 Points: W, 80-47 - vs San José State (1-6-18)
Won By 20 Points: W, 108-87 - at Colorado State (2-28-18)
Lost By 20-29 Points: L, 90-62 - at Boise State (1-3-18)
Lost By 30 Points: L, 77-46 - at Arizona (12-20-16)
Shot 65% Or Better: 69.2% (27-39) - at Air Force (1-15-05)
Shot 60% Or Better: 60.7% (37-61) - at Colorado State (2-28-18)
Shot Less Than 35%: 34.9% (22-63) - at Boise State (1-3-18)
Shot Less Than 30%: 29.6% (21-71) - at Colorado (12-6-17)
Shot 60% 3FG Or Better: 66.7% (6-9) - at CSU (1-14-17)
Shot Less Than 30% 3FG: 22.2% (6-27) - at Boise State (1-3-18)
Made 10 Three-Pointers: 10 (10-30) - at Colorado State (2-28-18)
Shot 100% on Free Throws: 100% (14-14) - vs. Maryland (11-25-17)
Shot 95% On Free Throws: 95.5% (21-22) - at Boise State (1-17-17)
Shot 85% On Free Throws: 90.0% (9-10) - at Utah State (1-31-18)
Shot Less Than 50% On FTs: 37.5% (6-16) - at Colorado (12-6-17)
Had 50 Rebounds: 58 - vs. UAB (11-21-13)
Had 20 Offensive Rebounds: 23 - at USC (11-21-15)
Had 40 Assists: 40 - Northern N.M. (11-11-17)
Had 20 Assists: 23 - vs Colorado State (1-27-18)
Had 20 Turnovers: 20 - at Wyoming (2-20-18)
Had Less Than 10 Turnovers: 9 - vs Utah State (2-14-18)
Had 10 Steals: 12 - at Colorado State (2-28-18)
Had 10 Blocks: 12 - vs. UMass (11-22-13)
Had Two or More 20-Point Scorers: at Wyoming (2-20-18)

Had 7 Double-Digit Scorers:
Had 6 Double-Digit Scorers:
Had 5 Double-Digit Scorers:
Had No Double-Digit Scorers:
Had Two 10+ Rebounders:

Sam Logwood (24) & Troy Simons (24)
 (7) - at Colorado State (2-28-18)
 (6) - at Wyoming (2-20-18)
 (5) - vs UNLV (2-25-18)
 at San Diego State (1-6-15)
 vs. Wyoming (1-21-15)
 Tim Williams (11) & Elijah Brown (10)
 58 - at Colorado State (2-28-18)
 50 - at Colorado State (2-28-18)
 64 - at Wyoming (2-20-18)
 16 - at Arizona (12-20-16)
Scored 20 Or Fewer Points In 1st Half: 15 - at #25 San Diego State (1-26-13)
Scored 20 Or Fewer Points In 2nd Half: (0-10) - vs. Washington State (12-25-15)
Failed To Make a 3FG: W, 66-53 vs. #24/#24 Colorado State (1-3-15)
Defeated a Ranked Team: L, 89-73 - vs. No. 23/23 Arizona (12-16-17)
Lost To a Ranked Team: W, 52-49 vs. Wyoming (3-7-15)
Won an OT Game: L, 105-104 vs. Nevada (1-7-17)
Lost an OT Game: W, 97-94 vs. UAB (11-21-13)
Won a 2OT Game: L, 73-76 at Dayton (1-1-10)
Lost a 2OT Game: W, 104-99, Fresno State (3-8-96)
Won a 3OT Game: Never
Lost a 3OT Game:

As An Individual:

Had a Triple-Double: Luc Longley (17 pts, 14 rebs, 10 assts)
 vs. Penn State (3-28-90)
Had a Double-Double (Pts/Reb): Sam Logwood (17/10) - vs UNLV (2-25-18)
Had a Double-Double (Pts/Asst): Antino Jackson (10 pts & 10 assts)
 at Air Force (2-10-18)
Scored 20+ Pts with 10+ Rebs: Joe Furstinger (20 pts & 10 rebs)
 vs Prairie View A&M (12-22-17)
Scored 30 Points: Elijah Brown (30) vs. Wyoming (1-21-17)
Scored 30 Points (MW Only): Elijah Brown vs. Wyoming (1-21-17)
Scored 20 Points: Joe Furstinger (22)
 at Colorado State (2-28-18)
 Joe Furstinger (22)
 at Colorado State (2-28-18)
Had 20 Rebounds: Drew Gordon (20) UNLV (2-18-12)
Had 15 Rebounds: Tim Williams (15) at USC (11-21-15)
Had 10 Assists: Antino Jackson (10) - at Air Force (2-10-18)
Had 5 Steals: Joe Furstinger (5) - vs San José State (1-6-18)
Had 5 Blocks: Joe Furstinger (5) - vs Boise State (2-6-18)

VERSUS NEW MEXICO

As A Team:

Scored 100 Points: 114 - at Wyoming (2-20-18)
Scored 90 Points: 90 - vs UNLV (2-25-18)
Scored 80-89 Points: 87 - at Colorado State (2-28-18)
Scored Less Than 50 Points: 47 - vs San José State (1-6-18)
Scored Less Than 40 Points: 38 - Wyoming (2-11-12)
Shot 50% Or Better: 50.0% (31-62) - at Colorado State (2-28-18)
Shot Less Than 35%: 31.8% (14-44) - vs San José State (1-6-18)
Shot Less Than 30%: 26.3% (15-57) - UAPB (12-17-16)
Shot 50% 3FG Or Better: 57.1% (4-7) - vs UNLV (2-25-18)
Shot Less Than 20% 3FG: 15.4% (2-13) - at UNLV (1-17-18)
Made 10 Three-Pointers: 13 (10-20) - vs Utah State (2-14-18)
Shot 75% On Free Throws: 76.5% (13-23) - at Wyoming (2-20-18)
Shot Less Than 50% On FTs: 43.8% (7-16) - Boise State (2-17-16)
Had 50 Rebounds: 58 - at Colorado (12-6-17)
Had 20 Offensive Rebounds: 25 - at New Mexico State (11-17-17)
Had 20 Assists: 20 - at Air Force (2-10-18)
Had 20 Turnovers: 23 - vs Utah State (2-14-18)
Had Less Than 10 Turnovers: 5 - at Nevada (12-30-17)
Had 10 Steals: 10 - vs Prairie View A&M (12-22-17)
Had 10 Blocks: 11 - at USC (11-21-15)
Had 40-Point and 20-Point Scorers: Nevada (1-7-17)
 Jordan Caroline (45) & Marcus Marshall (26)
Had 30-Point and 20-Point Scorers: at Wyoming (2-20-18)
 Louis Adams (31), Justin James (23) & Hayden Dalton (21)

Had Two or More 20-Point Scorers: at Colorado State (2-28-18)
 Prentiss Nixon (27) & Raquan Mitchell (21)
 TCU (2-25-12)
Had 6 Double-Digit Scorers: (5) - at Air Force (2-10-18)
Had 5 Double-Digit Scorers: ULM (12-13-14)
Had No Double-Digit Scorers: vs. Rice (12-19-17)
Had Two 10+ Rebounders: Malik Osborne (11) & Bishop Mency (10)
Scored 50+ Points In 1st Half: 53 - at Wyoming (2-20-18)
Scored 50+ Points In 2nd Half: 55 - at Colorado State (2-28-18)
Scored 20 Or Less Points In 1st Half: 20 - vs Air Force (12-27-17)
Scored 20 Or Less In 2nd Half: 19 - New Mexico State (12-3-14)
Scored 15 Or Less Points In 1st Half: 11 - UAPB (12-17-16)
Failed To Make a 3FG: (0-7) - New Mexico State (12-16-15)

As An Individual:

Had a Triple-Double: Ethan Telfair (25 pts, 12 rebs, 10 assts)
 Idaho State (11-11-16)
 vs UNLV (2-25-18)
Had a Double-Double (Pts/Reb): Shakur Juiston (18 points, 13 rebounds)
Had a Double-Double (Pts/Asst): Dominic Artis (13 pts & 12 Assists)
 UTEP (12-7-16)
Had 20+ Points & 10+ Rebounds: Chandler Hutchison - (23 pts, 12 rebs)
 vs Boise State (2-6-18)
Scored 30+ Points in Back-to-Back Games Vs. UNM: Derrick Marks
 Boise State
 31 points (1-18-15) & 30 points (2-24-15)
 Jordan Caroline (45) - Nevada (1-7-17)
Scored 40 Points: Jordan Caroline (45) - Nevada (1-7-17)
Scored 40 Points (MW Only): Louis Adams (31) - at Wyoming (2-20-18)
Scored 30 Points: Louis Adams (31) - at Wyoming (2-20-18)
Scored 30 Points (MW Only): at Colorado State (2-28-18)
Scored 20 Points: Prentiss Nixon (27) & Raquan Mitchell (21)
 at Colorado State (2-28-18)
 Prentiss Nixon (27) & Raquan Mitchell (21)
 Ryan Watkins (22) - Boise State (1-21-14)
Had 20 Rebounds: Nico Carvacho (15) - vs Colorado State (1-27-18)
Had 15 Rebounds: Dominic Artis (12) - UTEP (12-7-16)
Had 10 Assists: Prentiss Nixon (5) - at Colorado State (2-28-18)
Had 5 Steals: JD Miller (5) - vs. TCU (11-24-17)
Had 5 Blocks:

WELCOME TO THE PIT, A MILE HIGH AND LOUDER THAN...



WHAT THEY ARE SAYING ABOUT THE PIT

"What a terrific atmosphere for college basketball. Great building... Great history... 18,000 screaming fans. It's big time college hoops, baby!"
- Dick Vitale, ESPN

"I consider the game we played in Albuquerque in 1978 one of the most exciting of my career. The Pit is the toughest place to play because of their tremendous atmosphere."
-Jim Boeheim, Syracuse head coach

"When you go into a place like The Pit, there will be challenge different from a regular road game. The crowd can dictate the tempo and momentum. The Pit crowd forces you to be patient."
-Lute Olsen, former Arizona head coach

"A mile high but 37 feet underground, the Pit in Albuquerque has been the site of many mind-blowing college basketball games, including North Carolina State's upset of Houston in '83 and just about any New Mexico home game. The noise created by fans, which has been measured at 125 decibels -- the pain threshold for the human ear is 130 -- is a palpable force."
-Sports Illustrated

- Voted one of "The Top Five Loudest, Most Intimidating Places to Play" by NCAA.com
- Ranked in the top 20 sporting venues of the 20th century by Sports Illustrated
- USA Today ranked The Pit in its "Ten Great Places to Get Pumped for NCAA Action"
- According to Fox Sports, it's one of the top ten "old school" college basketball arenas in the country

THE GREATEST GAME EVER PLAYED

The Pit was the site of one of the greatest college basketball games ever played. It hosted the 1983 national championship game that saw the NC State Wolfpack upset Hakeem Olajuwon, Clyde Drexler and the Houston Cougars. Coach Jimmy Valvano and the Wolfpack downed the Cougars on a last second put back by Lorenzo Charles. The iconic shot of the late Valvano running onto the court looking for a hug is one of the lasting images in college basketball history.

- Built in 1966 (\$1.4 million)
- Capacity of 15,411 (previously 18,018)
- \$60 million renovation was completed in 2010
- New floor installed before the 2017-18 season
- Seating includes 40 suites and a club area
- Officially named Dreamstyle Arena in 2017 after a \$10 million agreement for naming rights by the local New Mexico business. It is still referred to as The Pit, its officially-recognized nickname. As part of the exciting Dreamstyle changes, University Stadium, UNM's football stadium, officially became Dreamstyle Arena on the same date.
- Less than 30 of 345 NCAA Division I basketball programs play in a college-only arena named after a business or organization founded or headquartered in its home state.
- The Lobos have averaged an astounding 15,410 fans the past 49 years, an amazing 95% of capacity
- The Pit has ranked in the top 25 in attendance nationally nearly every season since the 1966-67 season with 35 seasons in the top ten in the NCAA in attendance
- Led the Mountain West in attendance in 10 of the conference's 15 years of existence
- The floor is named Bob King Court in honor of the former head coach who led the Lobos from 1963 to 1972.

THE 2017-18 LOBO MEN'S BASKETBALL RADIO/TV ROSTER

PLAYERS



Matt Vail
G | 5-10 | Fr.
Grants, N.M.



Chris McNeal
G | 6-1 | Jr.
Jackson, Tenn.



Sam Logwood
G/F | 6-8 | Sr.
Indianapolis, Ind.



Antino Jackson
G | 6-0 | Sr.
Houston, Texas



Mike Mondragon
G | 6-3 | R-Jr.
Taos, N.M.



Joe Furstinger
F | 6-9 | Sr.
Rancho Santa Margarita, Calif.



Makuach Maluach
G/F | 6-5 | Fr.
Sydney, Australia




Jachai Simmons
G/F | 6-7 | Jr.
Plainfield, N.J.



JaQuan Lyle
G | 6-5 | Jr.
Evansville, Ind.



Dane Kuiper
G/F | 6-7 | Jr.
Wasilla, Alaska



Vladimir Pinchuk
F/C | 6-10 | Fr.
Schwelm, Germany




Vance Jackson
F | 6-9 | So.
Los Angeles, Calif.



Troy Simons
G | 6-3 | Jr.
Pittsburgh, Pa.



Anthony Mathis
G | 6-3 | Jr.
West Linn, Ore.



Connor MacDougall
F | 6-9 | Sr.
Tempe, Ariz.

STAFF



Paul Weir
Head Coach



Chris Harriman
Assoc. Head Coach



Jerome Robinson
Assistant Coach



Brandon Mason
Assistant Coach



Ryan Berryman
Dir. of Operations



David Chiotti
Dir. of Player Development




Evan Orzolek
Video Coordinator



Tyler Stuart
Dir. of Strength/Cond.



Estevan Sandoval
Graduate Assistant



Corey DeBarbrie
Athletic Trainer



Matt Vail
 5'10" - Freshman - Guard
 Grants, N.M. (Grants HS)

0

NOTEWORTHY :

- Set record for most points ever scored by a Pirate at Grants High School
- Averaged 25.0 points per game, 5.0 assists and 4.5 steals per game in HS
- District Player of the Year, First Team All-State, Second Team All-State, Academic All-District, First-Team All-District in HS
- MVP for New Mexico vs. Arizona matchup

GAME-BY-GAME STATISTICS

SEASON HIGHS

Points: N/A
 FG: N/A
 FGA: N/A
 3FG: N/A
 3FGA: N/A
 FT: N/A
 FTA: N/A
 Rebounds: N/A
 Assists: N/A
 Blocks: N/A
 Steals: N/A
 Minutes Played: N/A

CAREER HIGHS AT UNM

Points: N/A
 FG: N/A
 FGA: N/A
 3FG: N/A
 3FGA: N/A
 FT: N/A
 FTA: N/A
 Rebounds: N/A
 Assists: N/A
 Blocks: N/A
 Steals: N/A
 Minutes Played: N/A

CAREER STATISTICS



Chris McNeal
6'1" - Junior - Guard
Jackson, Tennessee (Indian Hills CC)

1

NOTEWORTHY:

- JUCO All-American
- Led the Indian Hills Warriors to 29-5 record, Region XI regular-season and post-season championships, district title game and helped the squad qualify for the national tournament
- Led team with 13.1 ppg, field goals (135), fg attempts (327), 3-pointers (83), 3-pt attempts (222), ft (94), assists (179) and points (447).

GAME-BY-GAME STATISTICS

				Total		3-Pointers		Free throws		Rebounds											
Opponent	Date	gs	min	fg-fga	pct	3fg-fga	pct	ft-fa	pct	off	def	tot	avg	pf	a	t/o	blk	stl	pts	avg	
NORTHERN NEW MEXIC	11/11/17	*	23	8-14	.571	6-10	.600	2-3	.667	0	1	1	1.0	1	10	3	0	1	24	24.0	
NEBRASKA-OMAHA	11/14/17	*	27	3-7	.429	2-6	.333	1-5	.200	0	2	2	1.5	0	3	2	0	2	9	16.5	
at New Mexico State	11/17/17	*	29	3-8	.375	1-4	.250	3-3	1.000	1	3	4	2.3	2	1	3	0	0	10	14.3	
TENNESSEE TECH	11/21/17	*	34	8-16	.500	7-11	.636	6-8	.750	1	3	4	2.8	3	6	4	0	1	29	18.8	
vs TCU	11/24/17	*	28	5-16	.313	2-10	.200	0-0	.000	1	3	4	3.0	3	2	2	0	1	12	16.8	
vs Maryland	11/25/17	*	29	6-14	.429	2-6	.333	5-5	1.000	0	0	0	2.5	3	2	2	0	1	19	17.2	
EVANSVILLE	11/29/17	*	29	5-8	.625	2-4	.500	1-1	1.000	0	2	2	2.4	2	1	1	0	2	13	16.6	
at UTEP	12/2/17	*	34	1-5	.200	1-4	.250	6-6	1.000	0	3	3	2.5	1	3	0	0	1	9	15.6	
at Colorado	12/6/17	*	25	1-6	.167	0-3	.000	2-3	.667	0	2	2	2.4	1	3	2	0	0	4	14.3	
NEW MEXICO STATE	12/9/17		28	1-6	.167	0-4	.000	2-3	.667	0	3	3	2.5	1	2	4	0	0	4	13.3	
ARIZONA	12/16/17		28	2-9	.222	2-8	.250	0-0	.000	1	3	4	2.6	3	2	3	0	1	6	12.6	
RICE	12/19/17		26	4-8	.500	4-8	.500	1-2	.500	0	2	2	2.6	0	2	0	0	1	13	12.7	
PRAIRIE VIEW A&M	12/22/17		23	2-7	.286	1-5	.200	0-0	.000	0	0	0	2.4	2	1	3	0	0	5	12.1	
AIR FORCE	12/27/17	*	22	3-8	.375	1-6	.167	0-0	.000	0	4	4	2.5	1	4	1	0	0	7	11.7	
at Nevada	12/30/17		20	3-8	.375	1-6	.167	0-0	.000	0	2	2	2.5	0	2	1	0	0	7	11.4	
at Boise State	01/03/18		24	1-10	.100	0-5	.000	0-0	.000	0	3	3	2.5	1	7	0	0	0	2	10.8	
SAN JOSE STATE	1/6/18		32	4-11	.364	2-8	.250	2-4	.500	0	1	1	2.4	0	4	2	0	0	12	10.9	
WYOMING	1/10/18		21	1-4	.250	1-3	.333	2-2	1.000	0	0	0	2.3	2	1	6	0	0	5	10.6	
at Fresno State	01/13/18		25	4-9	.444	1-5	.200	7-8	.875	0	0	0	2.2	4	2	0	0	1	16	10.8	
at UNLV	01/17/18		18	0-4	.000	0-2	.000	1-2	.500	0	3	3	2.2	0	0	2	0	0	1	10.4	
SAN DIEGO STATE	1/20/18		17	2-6	.333	2-3	.667	0-1	.000	0	1	1	2.1	3	3	1	0	0	6	10.1	
COLORADO STATE	1/27/18		15	1-5	.200	1-4	.250	0-0	.000	0	1	1	2.1	0	1	0	0	1	3	9.8	
at Utah State	01/31/18	*	36	8-15	.533	3-6	.500	2-2	1.000	0	2	2	2.1	2	3	1	0	0	21	10.3	
at San Jose State	02/03/18	*	24	2-7	.286	1-6	.167	1-2	.500	0	2	2	2.1	2	3	1	0	2	6	10.1	
BOISE STATE	2/6/18	*	21	2-6	.333	2-5	.400	0-0	.000	0	2	2	2.1	0	5	0	0	1	6	10.0	
at Air Force	2/10/18	*	26	4-10	.400	1-5	.200	1-2	.500	0	1	1	2.0	2	1	2	0	1	10	10.0	
UTAH STATE	2/14/18		21	4-10	.400	1-5	.200	1-1	1.000	0	1	1	2.0	2	3	1	0	2	10	10.0	
at Wyoming	02/20/18	*	26	3-8	.375	1-5	.200	10-12	.833	0	0	0	1.9	4	6	5	0	3	17	10.2	
UNLV	2/25/18	*	23	1-5	.200	0-3	.000	2-2	1.000	0	2	2	1.9	2	2	2	0	0	4	10.0	
at Colorado State	2/28/18	*	22	3-6	.500	3-6	.500	1-2	.500	1	1	2	1.9	2	1	4	0	2	10	10.0	
FRESNO STATE	03/03/18	dnp	-	-	-	-	-	-	-	-	-	-	-	-	-	-	-	-	-	-	
Totals			17	756	95-256	.371	51-166	.307	59-79	.747	5	53	58	1.9	49	86	58	0	24	300	10.0

SEASON HIGHS

Points: 29 vs. Tennessee Tech (11-21-17)
FG: 8 (3x) Last time at Utah State (1-31-18)
FGA: 16 (2x) Last time vs. TCU (11-24-17)
3FG: 7 vs. Tennessee Tech (11-21-17)
3FGA: 11 vs. Tennessee Tech (11-21-17)
FT: 10 at Wyoming (2-20-18)
FTA: 12 at Wyoming (2-20-18)
Rebounds: 4 (5x) Last time vs. Air Force (12-27-17)
Assists: 10 vs. Northern N.M. (11-11-17)
Blocks: N/A
Steals: 3 at Wyoming (2-20-18)
Minutes Played: 36 at Utah State (1-31-18)

CAREER HIGHS AT UNM

Points: 29 vs. Tennessee Tech (11-21-17)
FG: 8 (3x) Last time at Utah State (1-31-18)
FGA: 16 (2x) Last time vs. TCU (11-24-17)
3FG: 7 vs. Tennessee Tech (11-21-17)
3FGA: 11 vs. Tennessee Tech (11-21-17)
FT: 10 at Wyoming (2-20-18)
FTA: 12 at Wyoming (2-20-18)
Rebounds: 4 (5x) Last time vs. Air Force (12-27-17)
Assists: 10 vs. Northern N.M. (11-11-17)
Blocks: N/A
Steals: 3 at Wyoming (2-20-18)
Minutes Played: 36 at Utah State (1-31-18)

CAREER STATISTICS

			Total		3-Point		F-Throws		Rebounds											Scoring	
Season	gp-gs	min/avg	fg-fga	pct	fg-fga	pct	ft-fa	pct	off	def	tot	avg	pf	fo	ast	to	blk	stl	pts	avg	
2017-18	30-17	756/25.2	95-256	.371	51-166	.307	59-79	.747	5	53	58	1.9	49	0	86	58	0	24	300	10.0	
TOTAL	30-17	756/25.2	95-256	.371	51-166	.307	59-79	.747	5	53	58	1.9	49	0	86	58	0	24	300	10.0	



Sam Logwood

6'8" - Senior - Guard/Forward
Indianapolis, Ind. (La Lumiere HS)

2

NOTEWORTHY:

- Had career-high 20 points in 2016-17 season opener against Idaho State
- Had first career double-double of 12 pts, 11 reb at Wyoming (2-25-17)
- Career highs of three blocks, four steals at San Diego State in 2015-16
- Career highs of seven boards, five assists against Wyoming in 2015-16
- Academic All-MW selection in 2015

GAME-BY-GAME STATISTICS

Opponent	Date	qs	min	Total		3-Pointers		Free throws		Rebounds				pf	a	t/o	blk	stl	pts	avg	
				fg-fga	pct	3fg-fga	pct	ft-fa	pct	off	def	tot	avg								
NORTHERN NEW MEXIC	11/11/17	*	17	6-8	.750	0-0	.000	2-2	1.000	1	5	6	6.0	2	2	0	0	3	14	14.0	
NEBRASKA-OMAHA	11/14/17	*	23	4-11	.364	0-0	.000	10-11	.909	5	0	5	5.5	3	2	2	0	1	18	16.0	
at New Mexico State	11/17/17	*	33	4-13	.308	0-1	.000	0-2	.000	3	4	7	6.0	3	2	5	0	0	8	13.3	
TENNESSEE TECH	11/21/17	*	29	6-12	.500	0-0	.000	9-11	.818	3	2	5	5.8	1	0	3	0	1	21	15.3	
vs TCU	11/24/17	*	32	10-21	.476	0-1	.000	7-8	.875	2	4	6	5.8	3	1	2	0	0	27	17.6	
vs Maryland	11/25/17	*	23	2-5	.400	0-0	.000	4-4	1.000	0	2	2	5.2	4	2	5	0	1	8	16.0	
EVANSVILLE	11/29/17	*	22	6-9	.667	0-0	.000	2-2	1.000	1	4	5	5.1	3	1	4	0	0	14	15.7	
at UTEP	12/2/17	*	30	8-12	.667	1-1	1.000	5-7	.714	3	4	7	5.4	3	4	3	0	0	22	16.5	
at Colorado	12/6/17	*	18	1-7	.143	0-0	.000	0-2	.000	0	3	3	5.1	3	1	1	0	0	2	14.9	
NEW MEXICO STATE	12/9/17		dnp	-	-	-	-	-	-	-	-	-	-	-	-	-	-	-	-	-	
ARIZONA	12/16/17		26	3-10	.300	0-1	.000	2-3	.667	3	1	4	5.0	1	5	0	0	0	8	14.2	
RICE	12/19/17		29	5-14	.357	0-1	.000	5-5	1.000	5	4	9	5.4	2	1	1	0	0	15	14.3	
PRAIRIE VIEW A&M	12/22/17		20	4-7	.571	0-0	.000	0-0	.000	1	3	4	5.3	2	1	4	0	1	8	13.8	
AIR FORCE	12/27/17		22	3-10	.300	1-2	.500	3-4	.750	0	4	4	5.2	2	0	1	0	0	10	13.5	
at Nevada	12/30/17		30	6-10	.600	0-0	.000	0-0	.000	2	4	6	5.2	3	0	5	0	0	12	13.4	
at Boise State	01/03/18		18	1-6	.167	0-0	.000	4-4	1.000	1	0	1	4.9	0	0	1	0	0	6	12.9	
SAN JOSE STATE	1/6/18		dnp	-	-	-	-	-	-	-	-	-	-	-	-	-	-	-	-	-	
WYOMING	1/10/18		dnp	-	-	-	-	-	-	-	-	-	-	-	-	-	-	-	-	-	
at Fresno State	01/13/18		dnp	-	-	-	-	-	-	-	-	-	-	-	-	-	-	-	-	-	
at UNLV	01/17/18		dnp	-	-	-	-	-	-	-	-	-	-	-	-	-	-	-	-	-	
SAN DIEGO STATE	1/20/18		dnp	-	-	-	-	-	-	-	-	-	-	-	-	-	-	-	-	-	
COLORADO STATE	1/27/18		dnp	-	-	-	-	-	-	-	-	-	-	-	-	-	-	-	-	-	
at Utah State	01/31/18		dnp	-	-	-	-	-	-	-	-	-	-	-	-	-	-	-	-	-	
at San Jose State	02/03/18		22	3-5	.600	0-0	.000	4-7	.571	0	0	0	4.6	3	1	1	0	2	10	12.7	
BOISE STATE	2/6/18		31	4-9	.444	0-0	.000	0-0	.000	2	3	5	4.6	4	2	1	0	1	8	12.4	
at Air Force	2/10/18	*	21	3-7	.429	0-0	.000	8-10	.800	2	3	5	4.7	2	0	2	0	0	14	12.5	
UTAH STATE	2/14/18		22	4-8	.500	0-0	.000	2-2	1.000	2	2	4	4.6	2	0	1	0	1	10	12.4	
at Wyoming	02/20/18		30	11-12	.917	0-0	.000	2-3	.667	1	8	9	4.9	2	2	3	0	0	24	13.0	
UNLV	2/25/18	*	26	7-12	.583	1-1	1.000	2-2	1.000	1	9	10	5.1	2	0	0	0	0	17	13.1	
at Colorado State	2/28/18		25	5-6	.833	0-0	.000	5-5	1.000	1	5	6	5.1	4	3	1	0	0	15	13.2	
FRESNO STATE	03/03/18		dnp	-	-	-	-	-	-	-	-	-	-	-	-	-	-	-	-	-	
Totals			11	549	106-214	.495	3-8	.375	76-94	.809	39	74	113	5.1	54	30	46	0	11	291	13.2

SEASON HIGHS

Points: 27 vs. TCU (11-24-17)
FG: 11 at Wyoming (2-20-18)
FGA: 21 vs. TCU (11-24-17)
3FG: 1 (2x) Last time vs. Air Force (12-27-17)
3FGA: 2 vs. Air Force (12-27-17)
FT: 10 vs Omaha (11-14-17)
FTA: 11 (2x) Last time vs. Tennessee Tech (11-21-17)
Rebounds: 10 vs UNLV (2-25-18)
Assists: 5 vs. Arizona (12-16-17)
Blocks: N/A
Steals: 3 vs. Northern N.M. (11-11-17)
Minutes Played: 33 at New Mexico State (11-17-17)

CAREER HIGHS AT UNM

Points: 27 vs. TCU (11-24-17)
FG: 11 at Wyoming (2-20-18)
FGA: 21 vs. TCU (11-24-17)
3FG: 2 (7x) Last time vs. SJSU (2-4-17)
3FGA: 6 vs. Air Force (3-11-15)
FT: 10 vs Omaha (11-14-17)
FTA: 11 (2x) Last time vs. Tennessee Tech (11-21-17)
Rebounds: 11 vs. Wyoming (2-25-17)
Assists: 6 vs. UTEP (12-7-16)
Blocks: 3 at San Diego State (2-6-16)
Steals: 4 (2x) Last time vs. UAPB (12-17-16)
Minutes Played: 41 at San Diego State (2-6-16)

CAREER STATISTICS

			Total		3-Point		F-Throws		Rebounds											Scoring	
Season	gp-gs	min/avg	fg-fga	pct	fg-fga	pct	ft-fa	pct	off	def	tot	avg	pf	fo	ast	to	blk	stl	pts	avg	
2014-15	28-16	572/20.4	57-145	.393	17-55	.309	40-55	.727	24	52	76	2.7	46	0	31	29	3	9	171	6.1	
2015-16	32-32	836/26.1	75-171	.439	17-43	.395	35-60	.583	37	93	130	4.1	78	2	58	49	14	24	202	6.3	
2016-17	30-18	672/22.4	80-178	.449	10-25	.400	49-73	.671	20	84	104	3.5	50	1	33	41	4	22	219	7.3	
2017-18	22-11	549/25.0	106-214	.495	3-8	.375	76-94	.809	39	74	113	5.1	54	0	30	46	0	11	291	13.2	
TOTAL	112-77	2629/23.5	318-708	.449	47-131	.359	200-282	.709	120	303	423	3.8	228	3	152	165	21	66	883	7.9	



Antino Jackson
6'0" - Senior - Guard
Houston, Texas (Akron)

3

NOTEWORTHY :

- Earned All-MAC Honorable Mention at Akron in 2015-16.
- Finished his sophomore season with 25 double-digit performances.
- Set career-highs in points (23), assists (8) and rebounds (8) as a sophomore.
- Set new career-highs in points (24) and assists (11) at UNM
- Ranked among MAC leaders in six categories in 2015-16.

GAME-BY-GAME STATISTICS

Opponent	Date	gs	min	Total		3-Pointers		Free throws		Rebounds				pf	a	t/o	blk	stl	pts	avg	
				fg-fga	pct	3fg-fga	pct	ft-fa	pct	off	def	tot	avg								
NORTHERN NEW MEXIC	11/11/17	*	21	4-7	.571	1-4	.250	3-3	1.000	0	1	1	1.0	3	6	5	0	1	12	12.0	
NEBRASKA-OMAHA	11/14/17	*	24	7-11	.636	5-7	.714	0-0	.000	0	4	4	2.5	2	5	3	0	3	19	15.5	
at New Mexico State	11/17/17	*	20	1-6	.167	1-4	.250	0-0	.000	0	0	0	1.7	1	0	1	0	0	3	11.3	
TENNESSEE TECH	11/21/17	*	18	3-9	.333	2-6	.333	0-0	.000	0	2	2	1.8	1	2	2	0	0	8	10.5	
vs TCU	11/24/17		24	4-9	.444	3-7	.429	1-2	.500	0	4	4	2.2	1	1	1	0	0	12	10.8	
vs Maryland	11/25/17		16	0-10	.000	0-7	.000	2-2	1.000	0	0	0	1.8	0	3	0	0	1	2	9.3	
EVANSVILLE	11/29/17		18	0-4	.000	0-2	.000	2-3	.667	1	3	4	2.1	2	10	1	0	0	2	8.3	
at UTEP	12/2/17		23	3-6	.500	2-4	.500	2-5	.400	0	4	4	2.4	4	1	2	0	2	10	8.5	
at Colorado	12/6/17	*	23	2-8	.250	2-7	.286	0-0	.000	0	1	1	2.2	3	1	1	0	2	6	8.2	
NEW MEXICO STATE	12/9/17	*	25	5-13	.385	3-8	.375	1-2	.500	1	2	3	2.3	3	1	4	0	1	14	8.8	
ARIZONA	12/16/17	*	19	2-7	.286	1-3	.333	0-0	.000	0	1	1	2.2	3	1	3	0	1	5	8.5	
RICE	12/19/17	*	18	1-4	.250	0-2	.000	0-0	.000	0	2	2	2.2	2	2	0	0	0	2	7.9	
PRAIRIE VIEW A&M	12/22/17	*	19	6-11	.545	4-8	.500	1-2	.500	0	2	2	2.2	2	3	2	0	1	17	8.6	
AIR FORCE	12/27/17		25	4-5	.800	2-3	.667	0-0	.000	0	2	2	2.1	1	9	1	0	1	10	8.7	
at Nevada	12/30/17	*	28	4-9	.444	3-6	.500	1-1	1.000	0	2	2	2.1	3	8	2	0	0	12	8.9	
at Boise State	01/03/18	*	27	2-6	.333	1-3	.333	0-0	.000	2	3	5	2.3	2	0	3	0	1	5	8.7	
SAN JOSE STATE	1/6/18	*	21	4-6	.667	3-5	.600	0-0	.000	0	0	0	2.2	4	7	2	0	3	11	8.8	
WYOMING	1/10/18	*	28	7-12	.583	4-7	.571	2-3	.667	1	0	1	2.1	5	4	3	0	4	20	9.4	
at Fresno State	01/13/18	*	25	3-5	.600	1-3	.333	0-0	.000	0	1	1	2.1	1	5	5	0	3	7	9.3	
at UNLV	01/17/18	*	33	5-15	.333	3-7	.429	4-4	1.000	1	3	4	2.2	0	5	5	0	2	17	9.7	
SAN DIEGO STATE	1/20/18	*	28	8-12	.667	6-10	.600	2-2	1.000	0	1	1	2.1	2	6	0	0	1	24	10.4	
COLORADO STATE	1/27/18	*	28	4-8	.500	2-6	.333	2-3	.667	0	0	0	2.0	2	11	1	0	2	12	10.5	
at Utah State	01/31/18	dnp		-	-	-	-	-	-	-	-	-	-	-	-	-	-	-	-	-	
at San Jose State	02/03/18		27	6-15	.400	3-10	.300	2-3	.667	1	1	2	2.0	3	5	1	0	2	17	10.7	
BOISE STATE	2/6/18		21	2-7	.286	2-6	.333	4-4	1.000	0	2	2	2.0	1	3	4	0	0	10	10.7	
at Air Force	2/10/18		25	3-7	.429	2-4	.500	2-4	.500	0	5	5	2.1	4	10	4	0	1	10	10.7	
UTAH STATE	2/14/18	*	22	1-9	.111	1-7	.143	0-0	.000	2	4	6	2.3	1	5	4	0	3	3	10.4	
at Wyoming	02/20/18	*	24	1-3	.333	1-2	.500	0-0	.000	0	1	1	2.2	3	2	4	0	2	3	10.1	
UNLV	2/25/18		17	2-7	.286	2-5	.400	0-0	.000	0	0	0	2.1	4	5	2	0	0	6	10.0	
at Colorado State	2/28/18		26	5-7	.714	3-4	.750	0-0	.000	0	1	1	2.1	4	9	5	0	4	13	10.1	
FRESNO STATE	03/03/18	dnp		-	-	-	-	-	-	-	-	-	-	-	-	-	-	-	-	-	
Totals			19	673	99-238	.416	63-157	.401	31-43	.721	9	52	61	2.1	67	130	71	0	41	292	10.1

SEASON HIGHS

Points: 24 vs San Diego State (1-20-18)
FG: 8 vs San Diego State (1-20-18)
FGA: 15 (2x) Last time at San José State (2-3-18)
3FG: 6 vs San Diego State (1-20-18)
3FGA: 10 (2x) Last time at San José State (2-3-18)
FT: 4 (2x) Last time vs Boise State (2-6-18)
FTA: 5 at UTEP (12-2-17)
Rebounds: 6 vs Utah State (2-14-18)
Assists: 11 vs. Colorado State (1-27-18)
Blocks: N/A
Steals: 4 (2x) Last time at Colorado State (2-28-18)
Minutes Played: 33 at UNLV (1-17-18)

CAREER HIGHS AT UNM

Points: 24 vs San Diego State (1-20-18)
FG: 8 vs San Diego State (1-20-18)
FGA: 15 (2x) Last time at San José State (2-3-18)
3FG: 6 vs San Diego State (1-20-18)
3FGA: 10 (2x) Last time at San José State (2-3-18)
FT: 4 (2x) Last time vs Boise State (2-6-18)
FTA: 5 at UTEP (12-2-17)
Rebounds: 6 vs Utah State (2-14-18)
Assists: 11 vs. Colorado State (1-27-18)
Blocks: N/A
Steals: 4 (2x) at Colorado State (2-28-18)
Minutes Played: 33 at UNLV (1-17-18)

CAREER STATISTICS

			Total		3-Point		F-Throws		Rebounds											Scoring	
Season	gp-gs	min/avg	fg-fga	pct	fg-fga	pct	ft-fa	pct	off	def	tot	avg	pf	fo	ast	to	blk	stl	pts	avg	
2017-18	29-19	673/23.2	99-238	.416	63-157	.401	31-43	.721	9	52	61	2.1	67	1	130	71	0	41	292	10.1	
TOTAL	29-19	673/23.2	99-238	.416	63-157	.401	31-43	.721	9	52	61	2.1	67	1	130	71	0	41	292	10.1	



Mike Mondragon

6'3" - RS-Junior - Guard
Taos, N.M. (Highland HS)

4

NOTEWORTHY :

- Brought on as a walk-on by Coach Weir in 2017-18
- Saw action in his first game on Nov. 11, 2017 vs Northern New Mexico
- Scored his first basket as a Lobo on Jan. 6, 2018 against San José State
- Named First Team All-Academic while at Highland

GAME-BY-GAME STATISTICS

Opponent	Date	gs	min	fg-fga	pct	3fg-fga	pct	ft-fa	pct	off	def	tot	avg	pf	a	t/o	blk	stl	pts	avg
NORTHERN NEW MEXIC	11/11/17	1		0-0	.000	0-0	.000	0-0	.000	0	0	0	0.0	0	0	0	0	0	0	0.0
NEBRASKA-OMAHA	11/14/17	2		0-0	.000	0-0	.000	0-0	.000	0	0	0	0.0	0	0	0	0	0	0	0.0
at New Mexico State	11/17/17	dnp		-	-	-	-	-	-	-	-	-	-	-	-	-	-	-	-	-
TENNESSEE TECH	11/21/17	dnp		-	-	-	-	-	-	-	-	-	-	-	-	-	-	-	-	-
vs TCU	11/24/17	dnp		-	-	-	-	-	-	-	-	-	-	-	-	-	-	-	-	-
vs Maryland	11/25/17	dnp		-	-	-	-	-	-	-	-	-	-	-	-	-	-	-	-	-
EVANSVILLE	11/29/17	dnp		-	-	-	-	-	-	-	-	-	-	-	-	-	-	-	-	-
at UTEP	12/2/17	dnp		-	-	-	-	-	-	-	-	-	-	-	-	-	-	-	-	-
at Colorado	12/6/17	dnp		-	-	-	-	-	-	-	-	-	-	-	-	-	-	-	-	-
NEW MEXICO STATE	12/9/17	dnp		-	-	-	-	-	-	-	-	-	-	-	-	-	-	-	-	-
ARIZONA	12/16/17	dnp		-	-	-	-	-	-	-	-	-	-	-	-	-	-	-	-	-
RICE	12/19/17	dnp		-	-	-	-	-	-	-	-	-	-	-	-	-	-	-	-	-
PRAIRIE VIEW A&M	12/22/17	dnp		-	-	-	-	-	-	-	-	-	-	-	-	-	-	-	-	-
AIR FORCE	12/27/17	dnp		-	-	-	-	-	-	-	-	-	-	-	-	-	-	-	-	-
at Nevada	12/30/17	dnp		-	-	-	-	-	-	-	-	-	-	-	-	-	-	-	-	-
at Boise State	01/03/18	dnp		-	-	-	-	-	-	-	-	-	-	-	-	-	-	-	-	-
SAN JOSE STATE	1/6/18	2	1-1	1.000	0-0	.000	0-0	.000	0	0	0	0.0	0	1	0	0	0	0	2	0.7
WYOMING	1/10/18	dnp		-	-	-	-	-	-	-	-	-	-	-	-	-	-	-	-	-
at Fresno State	01/13/18	dnp		-	-	-	-	-	-	-	-	-	-	-	-	-	-	-	-	-
at UNLV	01/17/18	4		0-0	.000	0-0	.000	0-0	.000	0	0	0	0.0	1	0	2	0	0	0	0.5
SAN DIEGO STATE	1/20/18	1		0-0	.000	0-0	.000	0-0	.000	0	0	0	0.0	0	0	0	0	0	0	0.4
COLORADO STATE	1/27/18	dnp		-	-	-	-	-	-	-	-	-	-	-	-	-	-	-	-	-
at Utah State	01/31/18	2		0-0	.000	0-0	.000	0-0	.000	0	0	0	0.0	0	0	0	0	0	0	0.3
at San Jose State	02/03/18	dnp		-	-	-	-	-	-	-	-	-	-	-	-	-	-	-	-	-
BOISE STATE	2/6/18	dnp		-	-	-	-	-	-	-	-	-	-	-	-	-	-	-	-	-
at Air Force	2/10/18	dnp		-	-	-	-	-	-	-	-	-	-	-	-	-	-	-	-	-
UTAH STATE	02/14/18	dnp		-	-	-	-	-	-	-	-	-	-	-	-	-	-	-	-	-
at Wyoming	02/20/18	dnp		-	-	-	-	-	-	-	-	-	-	-	-	-	-	-	-	-
UNLV	02/25/18	dnp		-	-	-	-	-	-	-	-	-	-	-	-	-	-	-	-	-
at Colorado State	02/28/18	dnp		-	-	-	-	-	-	-	-	-	-	-	-	-	-	-	-	-
FRESNO STATE	03/03/18	dnp		-	-	-	-	-	-	-	-	-	-	-	-	-	-	-	-	-
Totals		0	12	1-1	1.000	0-0	.000	0-0	.000	0	0	0	0.0	1	1	2	0	0	2	0.3

SEASON HIGHS

Points: 2 vs San José State (1/6/18)
 FG: 1 vs San José State (1/6/18)
 FGA: 1 vs San José State (1/6/18)
 3FG: N/A
 3FGA: N/A
 FT: N/A
 FTA: N/A
 Rebounds: N/A
 Assists: 1 vs San José State (1/6/18)
 Blocks: N/A
 Steals: N/A
 Minutes Played: 2 (2x) Last time vs San José State (1/6/18)

CAREER HIGHS AT UNM

Points: 2 vs San José State (1/6/18)
 FG: 1 vs San José State (1/6/18)
 FGA: 1 vs San José State (1/6/18)
 3FG: N/A
 3FGA: N/A
 FT: N/A
 FTA: N/A
 Rebounds: N/A
 Assists: 1 vs San José State (1/6/18)
 Blocks: N/A
 Steals: N/A
 Minutes Played: 2 (2x) Last time vs San José State (1/6/18)

CAREER STATISTICS

			Total		3-Point		F-Throws		Rebounds											Scoring	
Season	gp-gs	min/avg	fg-fga	pct	fg-fga	pct	ft-fa	pct	off	def	tot	avg	pf	fo	ast	to	blk	stl	pts	avg	
2017-18	6-0	12/2.0	1-1	1.000	0-0	.000	0-0	.000	0	0	0	0.0	1	0	1	2	0	0	2	0.3	
TOTAL	6-0	12/2.0	1-1	1.000	0-0	.000	0-0	.000	0	0	0	0.0	1	0	1	2	0	0	2	0.3	



Joe Furstinger

6'9" - Senior - Forward

Rancho Santa Margarita, Calif. (Santa Margarita Catholic HS)

5

NOTEWORTHY :

- Scored career-high 17 points and 12 rebounds for his first career double-double on Dec. 19 against Rice.
- Scored a new career-high 22 points at Colorado State on 2-28-18.
- Had a career-high five field goals made in Rice win on 12/19/17.
- Led all UNM bigs in assists by a wide margin in 2015-16.
- Played at the same high school as the Warrior's Klay Thompson.

GAME-BY-GAME STATISTICS

				Total		3-Pointers		Free throws		Rebounds											
Opponent	Date	gs	min	fg-fga	pct	3fg-fga	pct	ft-fla	pct	off	def	tot	avg	pf	a	t/o	blk	stl	pts	avg	
NORTHERN NEW MEXIC	11/11/17	*	18	4-8	.500	0-2	.000	1-1	1.000	1	5	6	6.0	4	5	0	3	1	9	9.0	
NEBRASKA-OMAHA	11/14/17	*	24	3-6	.500	0-2	.000	5-5	1.000	2	6	8	7.0	3	2	5	4	1	11	10.0	
at New Mexico State	11/17/17	*	21	1-3	.333	0-1	.000	2-2	1.000	0	1	1	5.0	4	0	0	0	0	4	8.0	
TENNESSEE TECH	11/21/17	*	28	1-5	.200	0-1	.000	5-6	.833	2	7	9	6.0	1	2	1	4	0	7	7.8	
vs TCU	11/24/17	*	24	2-6	.333	0-2	.000	2-2	1.000	1	6	7	6.2	4	2	0	3	0	6	7.4	
vs Maryland	11/25/17	*	16	0-0	.000	0-0	.000	0-0	.000	0	1	1	5.3	4	0	1	0	0	0	6.2	
EVANSVILLE	11/29/17	*	22	1-5	.200	0-2	.000	0-0	.000	0	5	5	5.3	3	6	1	2	1	2	5.6	
at UTEP	12/2/17	*	12	0-2	.000	0-1	.000	0-0	.000	0	1	1	4.8	5	0	3	0	0	0	4.9	
at Colorado	12/6/17	*	32	2-7	.286	0-1	.000	2-5	.400	1	6	7	5.0	4	0	0	0	1	6	5.0	
NEW MEXICO STATE	12/9/17	*	20	3-3	1.000	1-1	1.000	0-0	.000	0	1	1	4.6	2	1	3	2	0	7	5.2	
ARIZONA	12/16/17	*	30	2-5	.400	0-1	.000	3-3	1.000	1	4	5	4.6	1	3	0	0	2	7	5.4	
RICE	12/19/17		26	6-8	.750	0-0	.000	5-5	1.000	4	8	12	5.3	4	2	3	1	0	17	6.3	
PRAIRIE VIEW A&M	12/22/17	*	32	4-8	.500	0-1	.000	12-12	1.000	4	6	10	5.6	0	4	1	0	0	20	7.4	
AIR FORCE	12/27/17		26	5-7	.714	0-0	.000	2-3	.667	6	6	12	6.1	2	3	1	2	1	12	7.7	
at Nevada	12/30/17	*	28	3-5	.600	0-0	.000	4-6	.667	3	7	10	6.3	5	4	0	1	0	10	7.9	
at Boise State	01/03/18	*	35	6-10	.600	0-1	.000	3-4	.750	0	6	6	6.3	4	0	4	0	1	15	8.3	
SAN JOSE STATE	1/6/18	*	31	3-5	.600	1-2	.500	3-4	.750	1	8	9	6.5	3	4	1	2	5	10	8.4	
WYOMING	1/10/18	*	33	6-11	.545	1-2	.500	4-7	.571	0	10	10	6.7	4	4	4	2	0	17	8.9	
at Fresno State	01/13/18		31	4-7	.571	0-0	.000	0-2	.000	1	7	8	6.7	1	3	2	2	0	8	8.8	
at UNLV	01/17/18		32	3-8	.375	0-1	.000	8-8	1.000	3	6	9	6.9	4	4	1	0	0	14	9.1	
SAN DIEGO STATE	1/20/18	*	34	3-6	.500	0-0	.000	6-9	.667	2	8	10	7.0	4	3	1	1	1	12	9.2	
COLORADO STATE	1/27/18	*	33	6-9	.667	0-1	.000	1-2	.500	1	3	4	6.9	1	2	1	1	2	13	9.4	
at Utah State	01/31/18	*	40	3-6	.500	0-0	.000	0-0	.000	4	5	9	7.0	2	6	0	3	1	6	9.3	
at San Jose State	02/03/18	*	36	4-7	.571	0-0	.000	4-7	.571	4	3	7	7.0	3	1	2	4	1	12	9.4	
BOISE STATE	2/6/18	*	37	3-6	.500	0-0	.000	2-2	1.000	0	7	7	7.0	2	2	1	5	1	8	9.3	
at Air Force	2/10/18		dnp	-	-	-	-	-	-	-	-	-	-	-	-	-	-	-	-	-	
UTAH STATE	2/14/18		27	2-4	.500	0-0	.000	0-0	.000	1	6	7	7.0	3	0	1	2	2	4	9.1	
at Wyoming	02/20/18	*	14	4-5	.800	0-1	.000	1-1	1.000	2	3	5	6.9	5	0	5	1	0	9	9.1	
UNLV	2/25/18		18	2-6	.333	0-0	.000	9-11	.818	0	3	3	6.8	5	0	0	2	0	13	9.3	
at Colorado State	2/28/18	*	23	6-7	.857	0-0	.000	10-10	1.000	0	7	7	6.8	3	1	0	2	0	22	9.7	
FRESNO STATE	03/03/18		dnp	-	-	-	-	-	-	-	-	-	-	-	-	-	-	-	-	-	
Totals			23	783	92-175	.526	3-23	.130	94-117	.803	44	152	196	6.8	90	64	42	49	21	281	9.7

SEASON HIGHS

Points: 22 at Colorado State (2-28-18)
FG: 6 (4x) Last time at Colorado State (2-28-18)
FGA: 11 vs Wyoming (1-10-18)
3FG: 1 (3x) Last time vs Wyoming (1-10-18)
3FGA: 2 (6x) Last time vs Wyoming (1-10-18)
FT: 12 vs. Prairie View A&M (12-22-17)
FTA: 12 vs. Prairie View A&M (12-22-17)
Rebounds: 12 (2x) Last time vs. Air Force (12-27-17)
Assists: 6 (2x) Last time at Utah State (1-31-18)
Blocks: 5 vs Boise State (2-6-18)
Steals: 5 vs San José State (1-6-18)
Minutes Played: 40 at Utah State (1-31-18)

CAREER HIGHS AT UNM

Points: 22 at Colorado State (2-28-18)
FG: 6 (4x) Last time at Colorado State (2-28-18)
FGA: 11 vs Wyoming (1-10-18)
3FG: 1 (4x) Last time 11 vs Wyoming (1-10-18)
3FGA: 2 (7x) Last time 11 vs Wyoming (1-10-18)
FT: 12 vs. Prairie View A&M (12-22-17)
FTA: 12 vs. Prairie View A&M (12-22-17)
Rebounds: 12 (2x) Last time vs. Air Force (12-27-17)
Assists: 6 (2x) Last time at Utah State (1-31-18)
Blocks: 5 vs Boise State (2-6-18)
Steals: 5 vs San José State (1-6-18)
Minutes Played: 40 at Utah State (1-31-18)

CAREER STATISTICS

			Total		3-Point		F-Throws		Rebounds											Scoring	
Season	gp-gs	min/avg	fg-fga	pct	fg-fga	pct	ft-fa	pct	off	def	tot	avg	pf	fo	ast	to	blk	stl	pts	avg	
2014-15	29-0	360/12.4	24-67	.358	1-10	.100	20-35	.571	20	37	57	2.0	53	1	22	16	15	4	69	2.4	
2015-16	29-0	334/11.5	14-43	.326	0-1	.000	18-29	.621	15	41	56	1.9	55	0	13	16	19	15	46	1.6	
2016-17	26-5	341/13.1	28-53	.528	0-0	.000	31-43	.721	32	44	76	2.9	59	1	15	19	20	9	87	3.3	
2017-18	29-23	783/27.0	92-175	.526	3-23	.130	94-117	.803	44	152	196	6.8	90	4	64	42	49	21	281	9.7	
TOTAL	113-28	1818/16.1	158-338	.467	4-34	.118	163-224	.728	111	274	385	3.4	257	6	114	93	103	49	483	4.3	



Makuach Maluach

6'5" - Freshman - Guard/Forward
Sydney, Australia (Newington College)

10

NOTEWORTHY :

- Scored a career-high 26 points at Air Force on 2-10-18.
- Hit the game-winning 3-pointer to top UNLV 91-90 on 2-25-18.
- Played prep ball at Newington College in Stanmore, NSW, Australia
- Graduated in 2017
- Member of Australian Junior National Team in the FIBA U18 Oceania Championships.

GAME-BY-GAME STATISTICS

				Total		3-Pointers		Free throws		Rebounds											
Opponent	Date	gs	min	fg-fga	pct	3fg-fga	pct	ft-fia	pct	off	def	tot	avg	pf	a	t/o	blk	stl	pts	avg	
NORTHERN NEW MEXIC	11/11/17	21	7-7	1.000	0-0	.000		4-5	.800	2	2	4	4.0	0	1	0	1	1	18	18.0	
NEBRASKA-OMAHA	11/14/17	18	4-7	.571	1-2	.500		0-0	.000	0	5	5	4.5	2	1	1	0	0	9	13.5	
at New Mexico State	11/17/17	9	1-1	1.000	1-1	1.000		0-0	.000	0	0	0	3.0	1	0	2	0	0	3	10.0	
TENNESSEE TECH	11/21/17	12	1-3	.333	0-1	.000		2-2	1.000	0	0	0	2.3	1	0	0	0	1	4	8.5	
vs TCU	11/24/17	10	0-1	.000	0-1	.000		0-0	.000	1	0	1	2.0	1	1	2	0	0	0	6.8	
vs Maryland	11/25/17	17	2-4	.500	1-1	1.000		1-1	1.000	3	0	3	2.2	2	0	3	0	0	6	6.7	
EVANSVILLE	11/29/17	17	5-6	.833	0-1	.000		0-1	.000	2	1	3	2.3	3	3	2	1	0	10	7.1	
at UTEP	12/2/17	11	1-1	1.000	1-1	1.000		2-2	1.000	0	0	0	2.0	2	0	2	0	1	5	6.9	
at Colorado	12/6/17	19	3-8	.375	0-0	.000		0-1	.000	3	2	5	2.3	2	2	1	1	1	6	6.8	
NEW MEXICO STATE	12/9/17	*	24	3-6	.500	1-3	.333	0-1	.000	1	2	3	2.4	2	0	2	0	2	7	6.8	
ARIZONA	12/16/17	*	12	2-5	.400	1-4	.250	0-0	.000	1	1	2	2.4	2	2	0	1	0	5	6.6	
RICE	12/19/17	*	9	0-1	.000	0-0	.000	0-0	.000	0	0	0	2.2	0	0	2	0	0	0	6.1	
PRAIRIE VIEW A&M	12/22/17	13	0-1	.000	0-1	.000		4-4	1.000	1	2	3	2.2	0	0	1	1	1	4	5.9	
AIR FORCE	12/27/17	*	18	2-4	.500	1-3	.333	2-2	1.000	1	2	3	2.3	1	1	1	0	1	7	6.0	
at Nevada	12/30/17	10	2-4	.500	1-2	.500		0-0	.000	0	1	1	2.2	1	0	2	0	0	5	5.9	
at Boise State	01/03/18	*	21	3-4	.750	0-0	.000	2-2	1.000	1	3	4	2.3	2	1	1	0	0	8	6.1	
SAN JOSE STATE	1/6/18	23	6-9	.667	2-2	1.000		1-2	.500	3	1	4	2.4	4	1	0	0	1	15	6.6	
WYOMING	1/10/18	*	33	5-9	.556	1-3	.333	6-6	1.000	3	2	5	2.6	4	3	2	0	2	17	7.2	
at Fresno State	01/13/18	*	34	8-15	.533	0-4	.000	5-5	1.000	0	3	3	2.6	5	1	1	0	0	21	7.9	
at UNLV	01/17/18	*	19	7-12	.583	2-3	.667	3-4	.750	2	1	3	2.6	5	1	0	0	0	19	8.5	
SAN DIEGO STATE	1/20/18	27	4-13	.308	1-4	.250		6-7	.857	0	1	1	2.5	2	1	0	1	0	15	8.8	
COLORADO STATE	1/27/18	30	3-5	.600	1-3	.333		2-2	1.000	1	2	3	2.5	2	3	3	0	0	9	8.8	
at Utah State	01/31/18	*	34	6-9	.667	2-3	.667	1-1	1.000	2	4	6	2.7	2	2	3	0	1	15	9.0	
at San Jose State	02/03/18	*	22	1-2	.500	1-1	1.000	0-0	.000	0	0	0	2.6	4	1	3	0	1	3	8.8	
BOISE STATE	2/6/18	*	11	2-5	.400	0-0	.000	1-2	.500	0	0	0	2.5	5	0	1	0	0	5	8.6	
at Air Force	2/10/18	*	38	10-14	.714	6-7	.857	0-0	.000	1	3	4	2.5	4	1	3	0	3	26	9.3	
UTAH STATE	2/14/18	*	21	7-12	.583	1-3	.333	1-2	.500	3	0	3	2.6	3	0	1	1	1	16	9.6	
at Wyoming	02/20/18	*	25	3-7	.429	2-3	.667	12-15	.800	1	1	2	2.5	3	2	0	0	1	20	9.9	
UNLV	2/25/18	*	20	5-7	.714	2-2	1.000	1-2	.500	1	2	3	2.6	4	2	0	0	0	13	10.0	
at Colorado State	2/28/18	20	4-5	.800	0-0	.000		4-6	.667	0	3	3	2.6	2	1	1	0	1	12	10.1	
FRESNO STATE	03/03/18	dnp	-	-	-	-	-	-	-	-	-	-	-	-	-	-	-	-	-	-	
Totals		15	598	107-187	.572	29-59	.492	60-75	.800	33	44	77	2.6	71	31	40	7	19	303	10.1	

SEASON HIGHS

Points: 26 at Air Force (2-10-18)
FG: 10 at Air Force (2-10-18)
FGA: 15 at Fresno State (1-13-18)
3FG: 6 at Air Force (2-10-18)
3FGA: 7 at Air Force (2-10-18)
FT: 12 at Wyoming (2-20-18)
FTA: 15 at Wyoming (2-20-18)
Rebounds: 6 at Utah State (1-31-18)
Assists: 3 (3x) Last time vs. Colorado State (1-27-18)
Blocks: 1 (7x) Last time vs Utah State (2-14-18)
Steals: 3 at Air Force (2-10-18)
Minutes Played: 38 at Air Force (2-10-18)

CAREER HIGHS AT UNM

Points: 26 at Air Force (2-10-18)
FG: 10 at Air Force (2-10-18)
FGA: 15 at Fresno State (1-13-18)
3FG: 6 at Air Force (2-10-18)
3FGA: 7 at Air Force (2-10-18)
FT: 12 at Wyoming (2-20-18)
FTA: 15 at Wyoming (2-20-18)
Rebounds: 6 at Utah State (1-31-18)
Assists: 3 (3x) Last time vs. Colorado State (1-27-18)
Blocks: 1 (7x) Last time vs Utah State (2-14-18)
Steals: 3 at Air Force (2-10-18)
Minutes Played: 38 at Air Force (2-10-18)

CAREER STATISTICS

			Total		3-Point		F-Throws		Rebounds											Scoring	
Season	gp-gs	min/avg	fg-fga	pct	fg-fga	pct	ft-fa	pct	off	def	tot	avg	pf	fo	ast	to	blk	stl	pts	avg	
2017-18	30-15	598/19.9	107-187	.572	29-59	.492	60-75	.800	33	44	77	2.6	71	3	31	40	7	19	303	10.1	
TOTAL	30-15	598/19.9	107-187	.572	29-59	.492	60-75	.800	33	44	77	2.6	71	3	31	40	7	19	303	10.1	



Jachai Simmons

6'7" - Junior - Guard/Forward
Plainfield, N.J. (Midland College)

11

NOTEWORTHY :

- Averaged 14.4 ppg and 6.6 rpg at Midland Junior College as a freshman, earning him All-Conference honors
- Named All-Conference Honorable Mention in 2016-17 averaging 11.7 ppg, 3.5 rpg while shooting 41.2 percent from the floor.
- Received his associates degree in May
- Has a twin sister, Janela, also lettered in football in high school

GAME-BY-GAME STATISTICS

Opponent	Date	gs	min	Total		3-Pointers		Free throws		Rebounds				pf	a	t/o	blk	stl	pts	avg
				fg-fga	pct	3fg-fga	pct	ft-fia	pct	off	def	tot	avg							
NORTHERN NEW MEXIC	11/11/17	18	3-7	.429	0-3	.000	0-0	.000	1	2	3	3.0	0	4	4	2	3	6	6.0	
NEBRASKA-OMAHA	11/14/17	12	1-4	.250	0-1	.000	0-0	.000	2	2	4	3.5	0	0	1	1	0	2	4.0	
at New Mexico State	11/17/17	15	1-1	1.000	0-0	.000	0-0	.000	0	0	0	2.3	1	0	0	0	0	2	3.3	
TENNESSEE TECH	11/21/17	8	2-3	.667	1-2	.500	0-0	.000	0	0	0	1.8	4	0	1	0	0	5	3.8	
vs TCU	11/24/17	14	0-0	.000	0-0	.000	0-0	.000	1	0	1	1.6	1	0	1	0	2	0	3.0	
vs Maryland	11/25/17	16	3-6	.500	1-2	.500	0-0	.000	1	3	4	2.0	2	0	1	1	2	7	3.7	
EVANSVILLE	11/29/17	12	1-5	.200	1-3	.333	0-0	.000	0	0	0	1.7	0	2	0	0	0	3	3.6	
at UTEP	12/2/17	*	7	0-3	.000	0-2	.000	0-0	.000	0	1	1	1.6	1	1	0	0	0	3.1	
at Colorado	12/6/17	12	3-7	.429	1-3	.333	0-0	.000	2	1	3	1.8	1	0	0	0	1	7	3.6	
NEW MEXICO STATE	12/9/17	*	25	2-6	.333	1-4	.250	0-1	.000	0	2	2	1.8	1	1	0	0	1	5	3.7
ARIZONA	12/16/17	*	10	0-0	.000	0-0	.000	0-0	.000	0	0	0	1.6	2	1	0	0	0	0	3.4
RICE	12/19/17	13	1-4	.250	0-1	.000	0-0	.000	0	1	1	1.6	0	0	2	0	0	2	3.3	
PRAIRIE VIEW A&M	12/22/17	*	21	2-5	.400	1-3	.333	1-2	.500	0	0	0	1.5	2	4	0	1	1	6	3.5
AIR FORCE	12/27/17	19	6-7	.857	3-4	.750	0-0	.000	0	2	2	1.5	2	0	0	1	3	15	4.3	
at Nevada	12/30/17	*	20	1-4	.250	1-4	.250	2-2	1.000	0	3	3	1.6	1	0	0	1	1	5	4.3
at Boise State	01/03/18	*	11	0-2	.000	0-1	.000	0-0	.000	0	1	1	1.6	0	0	0	0	0	0	4.1
SAN JOSE STATE	1/6/18	19	3-5	.600	2-3	.667	0-0	.000	3	1	4	1.7	1	1	0	0	1	8	4.3	
WYOMING	1/10/18	*	14	0-2	.000	0-1	.000	0-0	.000	0	2	2	1.7	1	0	2	0	0	0	4.1
at Fresno State	01/13/18	14	0-1	.000	0-1	.000	0-0	.000	0	2	2	1.7	2	2	1	0	0	0	0	3.8
at UNLV	01/17/18	*	14	0-0	.000	0-0	.000	0-0	.000	0	2	2	1.8	2	0	0	0	2	0	3.7
SAN DIEGO STATE	1/20/18	*	17	0-2	.000	0-0	.000	0-1	.000	4	1	5	1.9	2	0	0	0	1	0	3.5
COLORADO STATE	1/27/18	9	3-4	.750	2-3	.667	0-0	.000	0	0	0	1.8	1	1	0	0	0	8	3.7	
at Utah State	01/31/18	dnp	-	-	-	-	-	-	-	-	-	-	-	-	-	-	-	-	-	-
at San Jose State	02/03/18	dnp	-	-	-	-	-	-	-	-	-	-	-	-	-	-	-	-	-	-
BOISE STATE	2/6/18	dnp	-	-	-	-	-	-	-	-	-	-	-	-	-	-	-	-	-	-
at Air Force	2/10/18	8	1-1	1.000	0-0	.000	0-0	.000	0	0	0	1.7	1	0	1	0	0	2	3.6	
UTAH STATE	2/14/18	*	8	0-0	.000	0-0	.000	1-2	.500	0	0	0	1.7	1	0	0	0	0	1	3.5
at Wyoming	02/20/18	5	0-2	.000	0-2	.000	0-0	.000	0	1	1	1.6	0	1	0	0	0	0	0	3.4
UNLV	02/25/18	dnp	-	-	-	-	-	-	-	-	-	-	-	-	-	-	-	-	-	-
at Colorado State	02/28/18	dnp	-	-	-	-	-	-	-	-	-	-	-	-	-	-	-	-	-	-
FRESNO STATE	03/03/18	dnp	-	-	-	-	-	-	-	-	-	-	-	-	-	-	-	-	-	-
Totals		10	341	33-81	.407	14-43	.326	4-8	.500	14	27	41	1.6	29	18	14	7	18	84	3.4

SEASON HIGHS

Points: 15 vs. Air Force (12-27-17)
FG: 6 vs. Air Force (12-27-17)
FGA: 7 (3x) Last time vs. Air Force (12-27-17)
3FG: 3 vs. Air Force (12-27-17)
3FGA: 4 (3x) Last time at Nevada (12-30-17)
FT: 2 at Nevada (12-30-17)
FTA: 2 (3x) Last time vs Utah State (2-14-18)
Rebounds: 5 vs San Diego State (1-20-18)
Assists: 4 (2x) vs. Prairie View A&M (12-22-17)
Blocks: 2 vs. Northern N.M. (11-11-17)
Steals: 3 (2x) Last time vs. Air Force (12-27-17)
Minutes Played: 25 vs. New Mexico State (12-9-17)

CAREER HIGHS AT UNM

Points: 15 vs. Air Force (12-27-17)
FG: 6 vs. Air Force (12-27-17)
FGA: 7 (3x) Last time vs. Air Force (12-27-17)
3FG: 3 vs. Air Force (12-27-17)
3FGA: 4 (3x) Last time at Nevada (12-30-17)
FT: 2 at Nevada (12-30-17)
FTA: 2 (3x) Last time vs Utah State (2-14-18)
Rebounds: 5 vs San Diego State (1-20-18)
Assists: 4 (2x) vs. Prairie View A&M (12-22-17)
Blocks: 2 vs. Northern N.M. (11-11-17)
Steals: 3 (2x) Last time vs. Air Force (12-27-17)
Minutes Played: 25 vs. New Mexico State (12-9-17)

CAREER STATISTICS

			Total		3-Point		F-Throws		Rebounds											Scoring	
Season	gp-gs	min/avg	fg-fga	pct	fg-fga	pct	ft-fa	pct	off	def	tot	avg	pf	fo	ast	to	blk	stl	pts	avg	
2017-18	25-10	341/13.6	33-81	.407	14-43	.326	4-8	.500	14	27	41	1.6	29	0	18	14	7	18	84	3.4	
TOTAL	25-10	341/13.6	33-81	.407	14-43	.326	4-8	.500	14	27	41	1.6	29	0	18	14	7	18	84	3.4	



JaQuan Lyle
 6'5" - Junior - Guard
 Evansville, Ind. (Ohio State)

13

NOTEWORTHY :

- Played in 35 games with 31 starts at guard at Ohio State
- Averaged 11.2 points in his freshman season, fourth leading scorer on team
- Led the Buckeyes in assists (147) for the 2015-16 season and again in 2016-17 (142).
- In 2016-17, third leading scorer with 11.4 ppg, shot 45.8% from the field and 40.7% from three as a sophomore.

GAME-BY-GAME STATISTICS

Will not play in 2017-18 due to NCAA transfer rules.

SEASON HIGHS

Points: N/A
 FG: N/A
 FGA: N/A
 3FG: N/A
 3FGA: N/A
 FT: N/A
 FTA: N/A
 Rebounds: N/A
 Assists: N/A
 Blocks: N/A
 Steals: N/A
 Minutes Played: N/A

CAREER HIGHS AT UNM

Points: N/A
 FG: N/A
 FGA: N/A
 3FG: N/A
 3FGA: N/A
 FT: N/A
 FTA: N/A
 Rebounds: N/A
 Assists: N/A
 Blocks: N/A
 Steals: N/A
 Minutes Played: N/A

CAREER STATISTICS



Dane Kuiper

6'7" - Junior - Guard/Forward
Wasilla, Alaska (Corona del Sol HS (Ariz.))

14

NOTEWORTHY :

- Set career-highs of 24 points, seven field goals and six 3-pointers in 12-16-17 against #23 Arizona.
- Academic All-MW selection
- Rated as the top player in Arizona for the 2015 recruiting class
- Helped guide Tempe Corona del Sol to a pair of state championships
- One of five NCAA Division I players from the 2014-15 Corona del Sol Aztecs

GAME-BY-GAME STATISTICS

				Total		3-Pointers		Free throws		Rebounds											
Opponent	Date	gs	min	fg-fga	pct	3fg-fga	pct	ft-fa	pct	off	def	tot	avg	pf	a	t/o	blk	stl	pts	avg	
NORTHERN NEW MEXIC	11/11/17	*	19	5-9	.556	3-5	.600	4-4	1.000	2	2	4	4.0	3	4	0	0	2	17	17.0	
NEBRASKA-OMAHA	11/14/17	*	19	0-3	.000	0-3	.000	0-0	.000	0	1	1	2.5	1	2	0	0	0	0	8.5	
at New Mexico State	11/17/17	*	21	1-6	.167	0-4	.000	1-2	.500	0	4	4	3.0	2	1	2	0	1	3	6.7	
TENNESSEE TECH	11/21/17	*	25	2-9	.222	2-8	.250	0-0	.000	0	2	2	2.8	3	5	2	0	2	6	6.6	
vs TCU	11/24/17	*	16	0-1	.000	0-1	.000	2-2	1.000	0	2	2	2.6	3	0	0	0	1	2	5.6	
vs Maryland	11/25/17	*	20	1-7	.143	0-3	.000	0-0	.000	4	4	8	3.5	0	2	0	0	1	2	5.0	
EVANSVILLE	11/29/17	*	23	2-6	.333	2-4	.500	0-0	.000	1	3	4	3.6	1	0	1	0	2	6	5.1	
at UTEP	12/2/17	*	19	2-6	.333	2-5	.400	0-0	.000	1	3	4	3.6	3	0	0	0	0	6	5.3	
at Colorado	12/6/17		13	2-3	.667	2-2	1.000	0-0	.000	1	2	3	3.6	5	1	0	1	1	6	5.3	
NEW MEXICO STATE	12/9/17		17	0-2	.000	0-1	.000	0-0	.000	0	4	4	3.6	3	3	3	1	1	0	4.8	
ARIZONA	12/16/17	*	24	7-10	.700	6-8	.750	4-4	1.000	0	2	2	3.5	3	0	0	0	0	24	6.5	
RICE	12/19/17	*	24	2-8	.250	1-6	.167	5-7	.714	1	4	5	3.6	3	6	0	0	0	10	6.8	
PRAIRIE VIEW A&M	12/22/17		19	5-7	.714	3-4	.750	1-1	1.000	0	4	4	3.6	3	0	2	0	1	14	7.4	
AIR FORCE	12/27/17	*	25	4-7	.571	3-5	.600	2-2	1.000	0	4	4	3.6	3	2	0	0	3	13	7.8	
at Nevada	12/30/17	*	14	1-2	.500	0-0	.000	0-0	.000	1	2	3	3.6	4	0	1	0	0	2	7.4	
at Boise State	01/03/18	*	23	2-7	.286	1-5	.200	2-3	.667	0	1	1	3.4	1	2	2	0	2	7	7.4	
SAN JOSE STATE	1/6/18	*	28	1-9	.111	1-8	.125	1-2	.500	0	1	1	3.3	3	3	0	0	2	4	7.2	
WYOMING	1/10/18	*	29	0-1	.000	0-1	.000	0-0	.000	0	6	6	3.4	0	1	1	1	1	0	6.8	
at Fresno State	01/13/18	*	27	2-6	.333	2-6	.333	0-0	.000	0	3	3	3.4	3	3	1	0	0	6	6.7	
at UNLV	01/17/18		26	4-8	.500	2-4	.500	0-0	.000	3	2	5	3.5	4	1	1	1	1	10	6.9	
SAN DIEGO STATE	1/20/18		25	0-7	.000	0-5	.000	0-0	.000	0	3	3	3.5	0	0	1	0	0	0	6.6	
COLORADO STATE	1/27/18	*	25	0-3	.000	0-3	.000	2-2	1.000	0	1	1	3.4	1	4	0	2	0	2	6.4	
at Utah State	01/31/18	*	27	1-6	.167	0-3	.000	3-4	.750	0	2	2	3.3	2	1	1	0	1	5	6.3	
at San Jose State	02/03/18	*	15	1-7	.143	0-6	.000	0-0	.000	0	3	3	3.3	1	1	0	0	2	2	6.1	
BOISE STATE	2/6/18	*	23	4-6	.667	2-4	.500	1-2	.500	0	5	5	3.4	0	1	1	0	2	11	6.3	
at Air Force	2/10/18	*	26	0-4	.000	0-3	.000	4-4	1.000	0	2	2	3.3	2	0	2	1	0	4	6.2	
UTAH STATE	2/14/18		22	3-5	.600	1-2	.500	0-0	.000	0	1	1	3.2	2	2	0	0	1	7	6.3	
at Wyoming	02/20/18	*	27	3-4	.750	3-4	.750	2-2	1.000	0	5	5	3.3	2	2	0	0	1	11	6.4	
UNLV	2/25/18	*	22	3-4	.750	2-2	1.000	2-2	1.000	0	2	2	3.2	3	0	1	0	0	10	6.6	
at Colorado State	2/28/18	*	21	3-8	.375	0-5	.000	2-2	1.000	1	2	3	3.2	3	1	1	0	2	8	6.6	
FRESNO STATE	03/03/18	dnp		-	-	-	-	-	-	-	-	-	-	-	-	-	-	-	-	-	
Totals			24	664	61-171	.357	38-120	.317	38-45	.844	15	82	97	3.2	67	48	23	7	30	198	6.6

SEASON HIGHS

Points: 24 vs. Arizona (12-16-17)
FG: 7 vs. Arizona (12-16-17)
FGA: 10 vs. Arizona (12-16-17)
3FG: 6 vs. Arizona (12-16-17)
3FGA: 8 (3x) Last time vs San José State (1-8-18)
FT: 5 vs. Rice (12-19-17)
FTA: 7 vs. Rice (12-19-17)
Rebounds: 8 vs. Maryland (11-25-17)
Assists: 6 vs. Rice (12-19-17)
Blocks: 2 vs. Colorado State (1-27-18)
Steals: 3 vs. Air Force (12-27-17)
Minutes Played: 29 vs Wyoming (1-10-18)

CAREER HIGHS AT UNM

Points: 24 vs. Arizona (12-16-17)
FG: 7 vs. Arizona (12-16-17)
FGA: 10 (2x) Last time vs. Arizona (12-16-17)
3FG: 6 vs. Arizona (12-16-17)
3FGA: 8 (3x) Last time vs San José State (1-8-18)
FT: 5 vs. Rice (12-19-17)
FTA: 7 vs. Rice (12-19-17)
Rebounds: 8 (2x) vs. Maryland (11-25-17)
Assists: 6 vs. Rice (12-19-17)
Blocks: 2 (3x) Last time vs. Colorado State (1-27-18)
Steals: 3 vs. Air Force (12-27-17)
Minutes Played: 37 vs. UNLV (1-10-17)

CAREER STATISTICS

			Total		3-Point		F-Throws		Rebounds											Scoring	
Season	gp-gs	min/avg	fg-fga	pct	fg-fga	pct	ft-fa	pct	off	def	tot	avg	pf	fo	ast	to	blk	stl	pts	avg	
2015-16	25-0	207/8.3	12-37	.324	6-18	.333	7-9	.778	3	23	26	1.0	22	1	20	9	8	6	37	1.5	
2016-17	26-13	560/21.5	57-131	.435	23-61	.377	18-23	.783	15	55	70	2.7	69	4	35	22	7	20	155	6.0	
2017-18	30-24	664/22.1	61-171	.357	38-120	.317	38-45	.844	15	82	97	3.2	67	1	48	23	7	30	198	6.6	
TOTAL	81-37	1431/17.7	130-339	.383	67-199	.337	63-77	.818	33	160	193	2.4	158	6	103	54	22	56	390	4.8	



Vladimir Pinchuk
6'10" - Freshman - Forward/Center
Schwelm, Germany (Maerkischies Gym. Schwelm)

15

NOTEWORTHY :

- Graduated from Maerkischies Gym. Schwelm in 2017
- Played club for EU Baskets Schwelm Juniors and Phoenix Hagen Youngstars
- Father played professionally in Europe and has a World-Championship silver medal with the UdSSR
- Speaks four different languages: German, English, Russian and French

GAME-BY-GAME STATISTICS

Opponent	Date	gs	min	Total		3-Pointers		Free throws		Rebounds				pf	a	t/o	blk	stl	pts	avg
				fg-fga	pct	3fg-fga	pct	ft-fa	pct	off	def	tot	avg							
NORTHERN NEW MEXIC	11/11/17	23	6-6	1.000	0-0	.000	0-0	.000	1	6	7	7.0	3	0	1	0	1	12	12.0	
NEBRASKA-OMAHA	11/14/17	13	1-3	.333	0-0	.000	0-1	.000	3	2	5	6.0	4	1	2	0	0	2	7.0	
at New Mexico State	11/17/17	16	4-5	.800	0-0	.000	1-2	.500	1	1	2	4.7	1	0	1	0	0	9	7.7	
TENNESSEE TECH	11/21/17	11	0-0	.000	0-0	.000	2-2	1.000	2	2	4	4.5	5	0	0	1	0	2	6.3	
vs TCU	11/24/17	16	0-1	.000	0-0	.000	3-4	.750	1	0	1	3.8	0	0	1	0	0	3	5.6	
vs Maryland	11/25/17	24	2-4	.500	0-0	.000	0-0	.000	1	2	3	3.7	1	0	1	0	0	4	5.3	
EVANSVILLE	11/29/17	18	2-4	.500	0-0	.000	0-0	.000	0	3	3	3.6	3	0	0	1	1	4	5.1	
at UTEP	12/2/17	25	2-3	.667	0-0	.000	1-6	.167	1	6	7	4.0	3	0	0	0	0	5	5.1	
at Colorado	12/6/17	14	1-2	.500	0-0	.000	0-0	.000	0	0	0	3.6	1	0	0	0	0	2	4.8	
NEW MEXICO STATE	12/9/17	18	2-3	.667	0-0	.000	2-3	.667	1	4	5	3.7	3	0	1	0	0	6	4.9	
ARIZONA	12/16/17	11	0-2	.000	0-0	.000	0-0	.000	1	0	1	3.5	1	0	0	1	0	0	4.5	
RICE	12/19/17	* 16	1-1	1.000	0-0	.000	2-2	1.000	0	1	1	3.3	1	0	1	1	0	4	4.4	
PRAIRIE VIEW A&M	12/22/17	* 15	1-1	1.000	0-0	.000	0-1	.000	1	1	2	3.2	2	1	0	0	0	2	4.2	
AIR FORCE	12/27/17	* 14	0-0	.000	0-0	.000	0-0	.000	0	1	1	3.0	4	0	1	1	0	0	3.9	
at Nevada	12/30/17	* 12	0-0	.000	0-0	.000	0-0	.000	0	1	1	2.9	1	0	0	0	0	0	3.7	
at Boise State	01/03/18	6	0-0	.000	0-0	.000	1-2	.500	1	1	2	2.8	1	0	1	0	0	1	3.5	
SAN JOSE STATE	1/6/18	* 21	2-4	.500	0-0	.000	2-5	.400	2	3	5	2.9	2	1	0	0	0	6	3.6	
WYOMING	1/10/18	14	0-1	.000	0-0	.000	0-1	.000	1	1	2	2.9	2	0	0	2	0	0	3.4	
at Fresno State	01/13/18	* 11	1-2	.500	0-0	.000	2-2	1.000	1	1	2	2.8	1	0	0	0	0	4	3.5	
at UNLV	01/17/18	* 25	5-5	1.000	0-0	.000	0-1	.000	0	3	3	2.9	1	0	0	0	0	10	3.8	
SAN DIEGO STATE	1/20/18	* 17	0-0	.000	0-0	.000	1-2	.500	1	1	2	2.8	0	0	2	1	0	1	3.7	
COLORADO STATE	1/27/18	* 17	3-5	.600	0-0	.000	1-2	.500	1	0	1	2.7	2	0	1	1	0	7	3.8	
at Utah State	01/31/18	dnp	-	-	-	-	-	-	-	-	-	-	-	-	-	-	-	-	-	
at San Jose State	02/03/18	dnp	-	-	-	-	-	-	-	-	-	-	-	-	-	-	-	-	-	
BOISE STATE	2/6/18	dnp	-	-	-	-	-	-	-	-	-	-	-	-	-	-	-	-	-	
at Air Force	2/10/18	7	0-0	.000	0-0	.000	0-0	.000	1	0	1	2.7	4	0	0	0	0	0	3.7	
UTAH STATE	2/14/18	* 10	0-0	.000	0-0	.000	0-0	.000	0	1	1	2.6	0	1	0	0	0	0	3.5	
at Wyoming	02/20/18	11	0-1	.000	0-0	.000	1-4	.250	1	2	3	2.6	4	1	0	0	0	1	3.4	
UNLV	2/25/18	17	0-2	.000	0-0	.000	1-2	.500	1	1	2	2.6	3	0	1	1	0	1	3.3	
at Colorado State	2/28/18	* 12	2-2	1.000	0-0	.000	0-2	.000	2	1	3	2.6	0	1	2	1	0	4	3.3	
FRESNO STATE	03/03/18	dnp	-	-	-	-	-	-	-	-	-	-	-	-	-	-	-	-	-	
Totals		11	414	35-57	.614	0-0	.000	20-44	.455	25	45	70	2.6	53	6	16	11	2	90	3.3

SEASON HIGHS

Points: 12 vs. Northern N.M. (11-11-17)
FG: 6 vs. Northern N.M. (11-11-17)
FGA: 6 vs. Northern N.M. (11-11-17)
3FG: N/A
3FGA: N/A
FT: 3 vs. TCU (11-24-17)
FTA: 6 at UTEP (12-2-17)
Rebounds: 7 (2x) Last time at UTEP (12-2-17)
Assists: 1 (6x) Last time at Colorado State (2-28-18)
Blocks: 2 vs Wyoming (1-10-18)
Steals: 1 (2x) Last time vs. Evansville (11-29-17)
Minutes Played: 25 (3x) Last time at UNLV (1-17-18)

CAREER HIGHS AT UNM

Points: 12 vs. Northern N.M. (11-11-17)
FG: 6 vs. Northern N.M. (11-11-17)
FGA: 6 vs. Northern N.M. (11-11-17)
3FG: N/A
3FGA: N/A
FT: 3 vs. TCU (11-24-17)
FTA: 6 at UTEP (12-2-17)
Rebounds: 7 (2x) Last time at UTEP (12-2-17)
Assists: 1 (6x) Last time at Colorado State (2-28-18)
Blocks: 2 vs Wyoming (1-10-18)
Steals: 1 (2x) Last time vs. Evansville (11-29-17)
Minutes Played: 25 (3x) Last time at UNLV (1-17-18)

CAREER STATISTICS

			Total		3-Point		F-Throws		Rebounds											Scoring	
Season	gp-gs	min/avg	fg-fga	pct	fg-fga	pct	ft-fa	pct	off	def	tot	avg	pf	fo	ast	to	blk	stl	pts	avg	
2017-18	27-11	414/15.3	35-57	.614	0-0	.000	20-44	.455	25	45	70	2.6	53	1	6	16	11	2	90	3.3	
TOTAL	27-11	414/15.3	35-57	.614	0-0	.000	20-44	.455	25	45	70	2.6	53	1	6	16	11	2	90	3.3	



Vance Jackson
 6'9" - Sophomore - Forward
 Los Angeles, Calif. (UConn)

22

NOTEWORTHY :

- Averaged 8.1 points per game as a freshman at UCONN in 2016-17.
- Made 21 starts in 32 appearances.
- Shot 40.9 percent from the field, 39.7 from three and 67.6 from the FT line.
- Reached double figures in 13 games, led the team twice in scoring.
- Led Huskies in steals five times, blocks once and assists three times.
- Netted 12 points in win vs Houston in AAC quarterfinals, ACC Rookie of the Week.

GAME-BY-GAME STATISTICS

Will not play in 2017-18 due to NCAA transfer rules.

SEASON HIGHS

Points: N/A
 FG: N/A
 FGA: N/A
 3FG: N/A
 3FGA: N/A
 FT: N/A
 FTA: N/A
 Rebounds: N/A
 Assists: N/A
 Blocks: N/A
 Steals: N/A
 Minutes Played: N/A

CAREER HIGHS AT UNM

Points: N/A
 FG: N/A
 FGA: N/A
 3FG: N/A
 3FGA: N/A
 FT: N/A
 FTA: N/A
 Rebounds: N/A
 Assists: N/A
 Blocks: N/A
 Steals: N/A
 Minutes Played: N/A

CAREER STATISTICS



Troy Simons
6'3" - Junior - Guard
Pittsburgh, Penn. (Polk State)

31

NOTEWORTHY :

- National Junior College Scoring Champion in 2016-17, shot 40.6% from the floor
- Averaged 26.3 points per game over 26 games, shot 40.9% from 3-pt range
- First Team All-Suncoast Conference and earned a spot on the FCSAA/NJCAA Region VIII All-State Team
- Played in the 2017 NJCAA Men's Basketball Coaches Association All-Star Game on 4/29/17 in Las Vegas

GAME-BY-GAME STATISTICS

				Total		3-Pointers		Free throws		Rebounds												
Opponent	Date	gs	min	fg-fga	pct	3fg-fga	pct	ft-fla	pct	off	def	tot	avg	pf	a	t/o	blk	stl	pts	avg		
NORTHERN NEW MEXIC	11/11/17	20	7-10	.700	3-6	.500	2-2	1.000	3	4	7	7.0	2	3	3	0	5	19	19.0			
NEBRASKA-OMAHA	11/14/17	22	8-16	.500	6-11	.545	2-2	1.000	3	2	5	6.0	1	4	2	0	4	24	21.5			
at New Mexico State	11/17/17	17	0-4	.000	0-1	.000	0-0	.000	1	1	2	4.7	4	0	1	1	1	0	14.3			
TENNESSEE TECH	11/21/17	12	1-5	.200	1-4	.250	0-0	.000	0	1	1	3.8	2	2	1	0	1	3	11.5			
vs TCU	11/24/17 *	22	2-9	.222	1-5	.200	0-0	.000	1	0	1	3.2	2	1	0	0	3	5	10.2			
vs Maryland	11/25/17 *	22	1-7	.143	1-5	.200	2-2	1.000	1	0	1	2.8	5	2	0	1	1	5	9.3			
EVANSVILLE	11/29/17 *	21	4-8	.500	4-7	.571	2-2	1.000	0	0	0	2.4	1	0	0	0	3	14	10.0			
at UTEP	12/2/17	23	1-9	.111	1-5	.200	3-5	.600	4	4	8	3.1	2	1	4	0	0	6	9.5			
at Colorado	12/6/17 *	23	1-14	.071	1-9	.111	0-2	.000	0	1	1	2.9	1	2	0	0	3	3	8.8			
NEW MEXICO STATE	12/9/17 *	24	4-10	.400	1-3	.333	4-4	1.000	5	2	7	3.3	4	0	1	0	0	13	9.2			
ARIZONA	12/16/17	24	4-10	.400	0-5	.000	4-4	1.000	1	0	1	3.1	3	1	1	0	2	12	9.5			
RICE	12/19/17	28	5-11	.455	4-10	.400	1-2	.500	0	3	3	3.1	0	3	1	0	4	15	9.9			
PRAIRIE VIEW A&M	12/22/17 *	28	3-10	.300	2-6	.333	0-0	.000	3	1	4	3.2	1	2	1	1	2	8	9.8			
AIR FORCE	12/27/17 *	18	1-9	.111	0-5	.000	0-0	.000	0	1	1	3.0	2	2	0	0	0	2	9.2			
at Nevada	12/30/17	19	2-10	.200	0-6	.000	0-0	.000	1	0	1	2.9	2	0	2	0	1	4	8.9			
at Boise State	01/03/18	15	2-7	.286	1-5	.200	0-0	.000	0	0	0	2.7	4	1	1	0	2	5	8.6			
SAN JOSE STATE	1/6/18	dnp	-	-	-	-	-	-	-	-	-	-	-	-	-	-	-	-	-			
WYOMING	1/10/18	dnp	-	-	-	-	-	-	-	-	-	-	-	-	-	-	-	-	-			
at Fresno State	01/13/18	dnp	-	-	-	-	-	-	-	-	-	-	-	-	-	-	-	-	-			
at UNLV	01/17/18	dnp	-	-	-	-	-	-	-	-	-	-	-	-	-	-	-	-	-			
SAN DIEGO STATE	1/20/18	dnp	-	-	-	-	-	-	-	-	-	-	-	-	-	-	-	-	-			
COLORADO STATE	1/27/18	17	4-6	.667	3-5	.600	2-2	1.000	1	0	1	2.6	0	1	1	0	4	13	8.9			
at Utah State	01/31/18	25	3-11	.273	2-6	.333	0-0	.000	1	2	3	2.6	3	1	2	0	1	8	8.8			
at San Jose State	02/03/18	26	2-5	.400	2-4	.500	0-0	.000	1	0	1	2.5	2	1	2	0	1	6	8.7			
BOISE STATE	2/6/18	27	2-3	.667	1-2	.500	1-2	.500	1	4	5	2.7	2	1	1	1	2	6	8.6			
at Air Force	2/10/18 *	31	4-8	.500	3-4	.750	0-0	.000	0	4	4	2.7	3	3	1	0	0	11	8.7			
UTAH STATE	2/14/18	17	1-5	.200	0-1	.000	0-0	.000	0	1	1	2.6	2	5	0	0	0	2	8.4			
at Wyoming	02/20/18	25	8-11	.727	4-6	.667	4-6	.667	0	6	6	2.8	4	1	1	0	1	24	9.0			
UNLV	2/25/18 *	26	4-7	.571	1-4	.250	0-1	.000	1	2	3	2.8	3	2	2	0	2	9	9.0			
at Colorado State	2/28/18 *	24	4-8	.500	2-6	.333	0-0	.000	3	4	7	3.0	3	0	1	0	0	10	9.1			
FRESNO STATE	03/03/18	dnp	-	-	-	-	-	-	-	-	-	-	-	-	-	-	-	-	-			
Totals		10	556	78-213	.366	44-131	.336	27-36	.750	31	43	74	3.0	58	39	29	4	43	227	9.1		

SEASON HIGHS

Points: 24 (2x) Last time at Wyoming (2-20-18)
FG: 8 (2x) Last time at Wyoming (2-20-18)
FGA: 16 vs. Omaha (11-14-17)
3FG: 6 vs. Omaha (11-14-17)
3FGA: 11 vs. Omaha (11-14-17)
FT: 4 (3x) at Wyoming (2-20-18)
FTA: 6 at Wyoming (2-20-18)
Rebounds: 8 at UTEP (12-2-17)
Assists: 5 vs Utah State (2-14-18)
Blocks: 1 (4x) Last time vs Boise State (2-6-18)
Steals: 5 vs. Northern N.M. (11-11-17)
Minutes Played: 31 at Air Force (2-10-18)

CAREER HIGHS AT UNM

Points: 24 (2x) Last time at Wyoming (2-20-18)
FG: 8 (2x) at Wyoming (2-20-18)
FGA: 16 vs. Omaha (11-14-17)
3FG: 6 vs. Omaha (11-14-17)
3FGA: 11 vs. Omaha (11-14-17)
FT: 4 (3x) at Wyoming (2-20-18)
FTA: 6 at Wyoming (2-20-18)
Rebounds: 8 at UTEP (12-2-17)
Assists: 5 vs Utah State (2-14-18)
Blocks: 1 (4x) Last time vs Boise State (2-6-18)
Steals: 5 vs. Northern N.M. (11-11-17)
Minutes Played: 31 at Air Force (2-10-18)

CAREER STATISTICS

			Total		3-Point		F-Throws		Rebounds											Scoring	
Season	gp-gs	min/avg	fg-fga	pct	fg-fga	pct	ft-fa	pct	off	def	tot	avg	pf	fo	ast	to	blk	stl	pts	avg	
2017-18	25-10	556/22.2	78-213	.366	44-131	.336	27-36	.750	31	43	74	3.0	58	3	39	29	4	43	227	9.1	
TOTAL	25-10	556/22.2	78-213	.366	44-131	.336	27-36	.750	31	43	74	3.0	58	3	39	29	4	43	227	9.1	



Anthony Mathis

6'3" - Junior - Guard
West Linn, Ore. (West Linn HS)

32

NOTEWORTHY :

- Scored a career-high 25 points on 1-31-18 at Utah State with a career-best six 3-pointers
- Part of back-to-back-to-back 6A Oregon state championships
- 6A Second Team All-State as a senior
- First Team All-State selection as a junior

GAME-BY-GAME STATISTICS

Opponent	Date	gs	min	Total		3-Pointers		Free throws		Rebounds				pf	a	t/o	blk	stl	pts	avg
				fg-fga	pct	3fg-fga	pct	ft-fa	pct	off	def	tot	avg							
NORTHERN NEW MEXIC	11/11/17	19	5-9	.556	5-9	.556	1-2	.500	0	2	2	2.0	3	5	2	0	4	16	16.0	
NEBRASKA-OMAHA	11/14/17	16	3-9	.333	3-7	.429	0-0	.000	0	2	2	2.0	3	1	0	0	0	9	12.5	
at New Mexico State	11/17/17	19	4-5	.800	3-4	.750	3-4	.750	0	1	1	1.7	3	1	2	0	0	14	13.0	
TENNESSEE TECH	11/21/17	23	4-7	.571	3-6	.500	0-0	.000	1	2	3	2.0	5	2	0	1	1	11	12.5	
vs TCU	11/24/17	14	0-3	.000	0-3	.000	0-0	.000	0	1	1	1.8	1	0	0	0	0	0	10.0	
vs Maryland	11/25/17	17	4-6	.667	4-5	.800	0-0	.000	0	0	0	1.5	5	1	0	0	0	12	10.3	
EVANSVILLE	11/29/17	18	4-6	.667	2-4	.500	0-0	.000	0	0	0	1.3	3	0	0	0	0	10	10.3	
at UTEP	12/2/17	16	3-9	.333	3-8	.375	4-4	1.000	0	1	1	1.3	1	1	0	0	0	13	10.6	
at Colorado	12/6/17	21	5-9	.556	3-6	.500	2-3	.667	1	1	2	1.3	0	0	2	0	1	15	11.1	
NEW MEXICO STATE	12/9/17	19	1-5	.200	1-4	.250	3-3	1.000	0	2	2	1.4	1	1	0	0	0	6	10.6	
ARIZONA	12/16/17	16	2-4	.500	2-4	.500	0-0	.000	0	0	0	1.3	2	0	0	0	0	6	10.2	
RICE	12/19/17 *	11	0-3	.000	0-3	.000	0-0	.000	0	1	1	1.3	2	0	2	0	0	0	9.3	
PRAIRIE VIEW A&M	12/22/17	10	1-3	.333	0-2	.000	1-2	.500	1	2	3	1.4	2	1	0	0	0	3	8.8	
AIR FORCE	12/27/17	11	3-5	.600	3-5	.600	2-3	.667	0	1	1	1.4	2	0	0	0	0	11	9.0	
at Nevada	12/30/17	19	5-11	.455	5-8	.625	2-2	1.000	1	4	5	1.6	0	1	0	0	0	17	9.5	
at Boise State	01/03/18	20	5-11	.455	3-7	.429	0-0	.000	0	0	0	1.5	1	1	0	0	1	13	9.8	
SAN JOSE STATE	1/6/18 *	23	4-10	.400	2-8	.250	2-2	1.000	1	5	6	1.8	4	1	0	0	0	12	9.9	
WYOMING	1/10/18	28	4-10	.400	3-7	.429	5-6	.833	3	2	5	1.9	0	0	2	1	0	16	10.2	
at Fresno State	01/13/18 *	33	6-9	.667	4-6	.667	2-2	1.000	1	1	2	1.9	5	1	0	0	2	18	10.6	
at UNLV	01/17/18 *	29	4-12	.333	3-9	.333	3-3	1.000	0	2	2	2.0	3	1	0	0	0	14	10.8	
SAN DIEGO STATE	1/20/18 *	34	7-12	.583	4-7	.571	3-3	1.000	0	5	5	2.1	3	0	0	0	1	21	11.3	
COLORADO STATE	1/27/18 *	26	4-9	.444	4-9	.444	1-2	.500	1	1	2	2.1	3	0	0	0	0	13	11.4	
at Utah State	01/31/18 *	36	8-13	.615	6-10	.600	3-3	1.000	0	2	2	2.1	5	5	3	0	0	25	12.0	
at San Jose State	02/03/18 *	28	5-10	.500	4-8	.500	1-1	1.000	0	2	2	2.1	3	1	0	1	0	15	12.1	
BOISE STATE	2/6/18 *	29	5-10	.500	4-6	.667	3-4	.750	0	0	0	2.0	1	1	1	0	1	17	12.3	
at Air Force	2/10/18	18	3-5	.600	2-4	.500	7-8	.875	1	0	1	2.0	4	0	2	0	1	15	12.4	
UTAH STATE	2/14/18 *	30	8-12	.667	7-10	.700	2-2	1.000	0	3	3	2.0	2	2	0	0	2	25	12.9	
at Wyoming	02/20/18	13	4-7	.571	2-4	.500	0-0	.000	0	2	2	2.0	5	0	1	0	1	10	12.8	
UNLV	2/25/18	31	4-6	.667	3-5	.600	7-7	1.000	0	0	0	1.9	3	0	2	0	0	18	12.9	
at Colorado State	2/28/18	27	5-12	.417	2-9	.222	2-2	1.000	1	3	4	2.0	3	1	3	0	3	14	13.0	
FRESNO STATE	03/03/18	dnp	-	-	-	-	-	-	-	-	-	-	-	-	-	-	-	-	-	
Totals		10	654	120-242	.496	90-187	.481	59-68	.868	12	48	60	2.0	78	28	22	3	18	389	13.0

SEASON HIGHS

Points: 25 (2x) Last time vs Utah State (2-14-18)
FG: 8 (2x) Last time vs Utah State (2-14-18)
FGA: 13 at Utah State (1-31-18)
3FG: 7 vs Utah State (2-14-18)
3FGA: 10 (2x) Last time vs Utah State (2-14-18)
FT: 7 (2x) vs UNLV (2-25-18)
FTA: 8 Air Force (2-10-18)
Rebounds: 6 vs San José State (1-8-18)
Assists: 5 (2x) Last time at Utah State (1-31-18)
Blocks: 1 (3x) Last time at San José State (2-3-18)
Steals: 4 vs. Northern N.M. (11-11-17)
Minutes Played: 36 at Utah State (1-31-18)

CAREER HIGHS AT UNM

Points: 25 (2x) Last time vs Utah State (2-14-18)
FG: 8 (2x) vs Utah State (2-14-18)
FGA: 13 at Utah State (1-31-18)
3FG: 7 vs Utah State (2-14-18)
3FGA: 10 (2x) vs Utah State (2-14-18)
FT: 7 (2x) vs UNLV (2-25-18)
FTA: 8 Air Force (2-10-18)
Rebounds: 6 vs San José State (1-8-18)
Assists: 5 (2x) Last time at Utah State (1-31-18)
Blocks: 1 (3x) Last time at San José State (2-3-18)
Steals: 4 vs. Northern N.M. (11-11-17)
Minutes Played: 36 at Utah State (1-31-18)

CAREER STATISTICS

			Total		3-Point		F-Throws		Rebounds											Scoring	
Season	gp-gs	min/avg	fg-fga	pct	fg-fga	pct	ft-fa	pct	off	def	tot	avg	pf	fo	ast	to	blk	stl	pts	avg	
2015-16	25-0	164/6.6	17-44	.386	12-34	.353	11-12	.917	2	11	13	0.5	25	0	9	12	0	7	57	2.3	
2016-17	10-0	64/6.4	10-25	.400	6-19	.316	3-3	1.000	1	9	10	1.0	4	0	8	2	0	2	29	2.9	
2017-18	30-10	654/21.8	120-242	.496	90-187	.481	59-68	.868	12	48	60	2.0	78	5	28	22	3	18	389	13.0	
TOTAL	65-10	882/13.6	147-311	.473	108-240	.450	73-83	.880	15	68	83	1.3	107	5	45	36	3	27	475	7.3	



Connor MacDougall
 6'9" - Senior - Forward
 Tempe, Ariz. (South Mountain CC)

55

NOTEWORTHY :

- Scored career-high 17 points against Wyoming (2-25-17)
- NJCAA All-American at South Mountain CC
- Helped South Mountain finish eighth among 16 teams at NJCAA National Tournament
- Played six games for Arizona State in 2014-15
- Ranked by Fox Sports Next as the 12th best center in 2014 recruiting class

GAME-BY-GAME STATISTICS

SEASON HIGHS

Points: N/A
 FG: N/A
 FGA: N/A
 3FG: N/A
 3FGA: N/A
 FT: N/A
 FTA: N/A
 Rebounds: N/A
 Assists: N/A
 Blocks: N/A
 Steals: N/A
 Minutes Played: N/A

CAREER HIGHS AT UNM

Points: 17 vs. Wyoming (2-25-17)
 FG: 4 vs. Wyoming (2-25-17)
 FGA: 6 vs. Wyoming (2-25-17)
 3FG: N/A
 3FGA: N/A
 FT: 10 vs. UAPB (12-17-16)
 FTA: 12 vs. Wyoming (2-25-17)
 Rebounds: 6 (3x) Last time vs. Wyoming (2-25-17)
 Assists: 1 vs. Abilene Christian (11-30-16)
 Blocks: 2 vs. Utah State (1-24-17)
 Steals: N/A
 Minutes Played: 17 vs. Houston Baptist (11-14-16)

CAREER STATISTICS

			Total		3-Point		F-Throws		Rebounds											Scoring	
Season	gp-gs	min/avg	fg-fga	pct	fg-fga	pct	ft-fa	pct	off	def	tot	avg	pf	fo	ast	to	blk	stl	pts	avg	
2016-17	27-0	269/10.0	32-68	.471	0-0	.000	44-54	.815	26	26	52	1.9	59	3	2	20	6	1	108	4.0	
TOTAL	27-0	269/10.0	32-68	.471	0-0	.000	44-54	.815	26	26	52	1.9	59	3	2	20	6	1	108	4.0	

2017-18 BOX SCORES AND RECAPS

Game 1 - New Mexico 147, Northern N.M. 76 Nov. 11, 2017 | Dreamstyle Arena

Lobos Break Records in Season Opener, Win 147-76

ALBUQUERQUE, N.M. --- The University of New Mexico men's basketball team shocked a crowd of over 10,500 fans in Dreamstyle Arena - The Pit in its first regular-season outing under first-year head coach Paul Weir on Saturday night. The Lobos shattered the UNM record for points in a game (136), claiming a 147-76 victory over Northern New Mexico.

The 71-point victory margin also ties the nearly 45-year-old record for largest victory margin, which occurred on December 29, 1972 against Dartmouth at The Pit.

Northern New Mexico is now 2-8 on the season while the Lobos start out 1-0 for the 15th straight season.

"I am extremely thankful to every fan that came through the door tonight and hopefully they'll continue to come out and support us as we try and earn their respect and their respect as a basketball program," Coach Weir said. "Obviously (this was) the kind of offensive game we've been looking for. Our last scrimmage was a very similar outcome, so we're thankful that we're shooting the ball the way we are."

The fiery Lobo offense dominated early and refused to let up. UNM got out to a 15-point lead less than five minutes into the first half, taking a 22-7 advantage with 15:38 still remaining in the first half. The Eagles went on an ensuing 7-0 run, testing the Lobo defense and cutting the home lead to eight, but UNM quickly pushed back ahead and extended the lead to 20 on a three from junior Troy Simons with 9:43 left.

The Lobos concluded the first-half performance with a trio of back-to-back-to-back 3-pointers, two from junior Anthony Mathis and a third from junior transfer Chris McNeal. McNeal collected four threes in the first half alone and helped pace UNM to a 74-point first-half showing, just two points shy of the UNM record for most points in a single half. The record is 76, which occurred on November 23, 1990 against Texas-Arlington.

The Lobos shot 61 percent from the field in the first half (25-41) and 50 percent from 3-point range (10-20). Three players had reached double digits including McNeal (13), senior Sam Logwood (12) and freshman Makuach Maluach (11).

Junior Dane Kuiper opened the second half with a pair of free throws to put the Lobos up 40, 75-35.

Simons and freshman Vladimir Pinchuk shined in the second half, putting up 11 and 10 points, respectively en route to the victory.

McNeal burst on the scene in his first regular-season game as a Lobo with the first UNM double-double in points and assists since March 2, 2014. He posted a team-best 24 points on the night to go along with 10 assists.

Led by McNeal, eight of the 11 Lobos to hit the floor scored in double digits including Simons (19), Maluach (18), Kuiper (17), Mathis (16), Logwood (14), Pinchuk (12) and senior Antino Jackson (12).

As a team, the Lobos collected 40 assists and 22 steals, both ranking high in Lobo history. Forty assists ties the record for most in a game, which the Lobos had done twice previously, the first on December 16, 1978 against Central Florida and again on November 23, 1990 against Texas-Arlington. Twenty-two steals is the second-most in a game in team history (25 is the record).

On the night, UNM shot 64.7 percent (55-85) from the floor including 46.2 percent from three and 86.4 percent from the free-throw line. The Lobos' 55 field goals is just four shy of the record for most in a game. The Lobos posted 59 in the November 23, 1990 game against Texas-Arlington.

The Lobos also posted an outstanding 18 3-pointers on the night, just two short of the record 20 set on November 13, 2004 against Santa Clara, while defensively UNM posted six blocks and collected 32 defensive rebounds (45 overall). Senior Joe Furstinger led the way with three blocks.

The Lobos will have just a few days to rest before continuing their season start. UNM will play Nebraska-Omaha on Tuesday, November 14 at 7 p.m. on The Mountain West Network.

Game 2 - New Mexico 103, Omaha 71 Nov. 14, 2017 | Dreamstyle Arena

Lobos Top Omaha with Second Straight 100+ Game

ALBUQUERQUE, N.M. --- The University of New Mexico men's basketball team posted its first back-to-back 100+ point games since December 1998 on Tuesday night as the Lobos routed the visiting Omaha Mavericks 103-71 in their Nike N7 game. Junior transfer Troy Simons paced the Lobos with 24 points that included six 3-pointers on the night.

The Nike N7 jersey auction in Dreamstyle Arena raised over \$2,500 for the NB3 Foundation and American Indian Student Services (AISS).

Four Lobos scored in double figures including Simons and seniors Antino Jackson (19), Sam Logwood (18) and Joe Furstinger (11). Furstinger's 11 points marks a new career-best for the senior, who has tallied a previous high of nine points twice in his career, including Saturday's game against Northern New Mexico. He also tied his career-best in free throws (5) and blocks (4).

Coach Weir earned his 30th career victory on the night as the Lobos improve to 2-0. Omaha falls to 0-3 on the season.

The Lobos opened the game with an 8-0 run over the first 2:30, half which came from Furstinger. Omaha followed with a 7-0 run as the Lobos struggled to find a consistent offensive flow, closing the gap to make it 19-16 UNM midway through the first half.

Alternating scoring droughts for both teams caused the score to remain close through the remainder of the first half, sending UNM into the locker room up by just one, 35-34. The Lobos shot an unimpressive 34.1 percent from the field and 20 percent from 3-point range compared to 37 percent from the floor and 35.7 percent from the arc for the Mavericks.

The second half was another story as the Lobos stormed past Omaha and didn't look back. In the second half, the Lobos shot 55.6 percent from the field and an outstanding 68.4 percent from 3-point range, hitting 13 triples en route to a 68-point second-half performance while limiting Omaha to just 37 points.

"I thought in the second half, we kept our defensive energy up and our offensive energy ended up coming around," head coach Paul Weir said. "I was much more pleased with our defensive energy in the second half."

"As far as our style of play, it's how we want to play and it went the way we wanted to. We were able to shoot the way we wanted to and hopefully we continue playing this way moving forward."

Simons' six 3-pointers combined with five from Jackson, three from junior Anthony Mathis, two from junior Chris McNeal and another from freshman Makuach Maluach - his first as a Lobo.

The UNM advantage was held within single digits until midway through the second half when the Lobos pulled away - fast. Sparked by a pair of Furstinger free throws and a three from McNeal, the Lobos took off on a 9-0 run in just one minute, taking a reachable 63-57 game to a 72-57 contest. McNeal's three was set up after he snagged a steal and, just 10 seconds later, Simons grabbed another steal in the Lobos' full-court press and posted the layup.

The 15-point lead was stretched to a 30-point blowout with four minutes left, 92-62 on a pair of Logwood free throws. Logwood went 10-for-11 from the stripe on the night, doubling his previous career-best five free throws in a single game.

It was a Jackson three that put the Lobos over 100 with 1:09 left. With seven seconds left on the clock, Omaha's Alex Alibery hit a three to cut the 35-point Lobo lead to 32 to close the game.

The Lobos are averaging 29.5 turnovers forced per game to start the season to go along with 44.5 field goals and 58.5 bench points. In the last two games, UNM has hit 35 3-pointers, at least 17 per game. Last season, it took nine games to reach that mark.

UNM outrebounded the Mavericks 48-37 including 19-9 offensive boards and forced 26 turnovers on the night.

Game #2

Nebraska-Omaha 71 • 0-3

#	Player	Total	3-Ptr		Rebounds										PF		FT		A		To	Bk	Stl	Min
		FG	FGA	FG-FGA	FT	FTA	Off	Def	Total	PF	TP	A	To	Bk	Stl	Min	PF	TP	A	To	Bk	Stl	Min	
22	Daniel Meyer	0-2	0-0	0-0	1-2	2	5	7	4	1	0	0	1	0	1	16								
33	Mitchell Hahn	5-10	3-6	3-4	0	2	2	16	1	3	0	1	21											
05	KJ Robinson	3-8	1-4	0-0	0	2	2	1	7	1	6	0	2	30										
14	Daniel Nori	3-11	1-5	3-4	0	7	7	1	10	2	4	0	1	31										
21	Zach Jackson	4-9	3-6	5-8	1	6	7	0	16	1	4	1	1	26										
00	JT Gibson	4-9	1-5	3-3	0	5	5	12	4	2	0	0	28											
03	Lamar Wofford-Humph.	0-1	0-1	0-0	0	0	0	4	0	1	2	0	0	17										
10	Ayo Alkinweli	0-2	0-1	0-2	0	0	0	1	0	1	1	0	3	12										
11	Alex Alibery	1-3	1-2	2-2	1	0	1	3	5	1	4	0	1	11										
40	Malik	2-2	0-0	1-1	3	3	6	4	0	0	0	0	8											
Team																								
Totals		22-57	10-30	17-26	9	28	37	71	12	26	2	9	200											

New Mexico 103 • 2-0

Player		Total	3-Ptr		Rebounds		PF		FT		To		Bk		Stl	Min
#		FG-FGA	FG-FGA	FT-FTA	Off	Def	Total	PF	TP	A	To	Bk	Stl	Min		
02	LOGWOOD, Sam	4-11	0-0	1-2	5	0	5	3	18	2	2	0	1	23		
05	FURSTINGER, Joe	3-6	0-2	5-5	2	6	8	3	11	2	5	4	1	24		
11	McNEAL, Chris	3-7	2-6	1-5	0	2	2	0	9	3	2	0	2	27		
03	JACKSON, Antino	7-11	5-7	0-0	0	4	4	2	19	5	3	0	3	24		
14	KUIPER, Dane	0-3	0-3	0-0	0	1	1	1	0	0	0	0	0	19		
04	MONDRAGON, Mike	0-0	0-0	0-0	0	0	0	0	0	0	0	0	0	19		
00	STEWART, Wayne	4-7	1-2	0-0	0	5	2	9	1	1	0	0	1	23		
11	SIMMONS, Jachai	1-4	0-1	0-0	2	2	4	0	2	0	1	1	0	12		
15	PINCHUK, Vladimir	1-3	0-0	1-1	3	2	5	4	2	1	2	0	0	13		
31	SIMONS, Troy	8-16	6-11	2-2	3	5	8	1	24	4	2	4	0	22		
32	MATHIS, Anthony	3-9	3-7	0-0	0	2	2	3	9	1	0	0	0	16		
Team																
Totals		34-77	17-39	18-24	19	29	48	19	103	21	18	5	11	200		
FG % 1st Half: 14-41 34.1%		2nd half: 20-36 55.6%		Game: 34-77 44.2%		Deadball Rebounds 2										
3FG % 1st Half: 4-20 20.0%		2nd half: 13-19 68.4%		Game: 19-39 48.6%												
FT % 1st Half: 3-7 42.9%		2nd half: 15-17 88.2%		Game: 18-24 75.0%												

Officials: Rick Hartzell, Jim Schipper, Ryan McDaniel
Technical fouls: Nebraska-Omaha-Daniel Meyer; TEAM. New Mexico-LOGWOOD, Sam.
Attendance: 9601

Score by periods	1st	2nd	Total
Nebraska-Omaha	34	37	71
New Mexico	31	68	103

Last FG - OMAHA 2nd-00:07, NH 2nd-00:21.
Largest lead - OMAHA by 2 1st-05:08, NH by 35 2nd-01:09.
OMAHA led for 00:16, NH led for 37:36. Game was tied for 02:08.

Points In Off 2nd Fast
Team Omaha 20 13 7 25 21
New Mexico 38 39 16 22 46

Score tied 3 times.
Lead changed - 3 times.

Game 3 - New Mexico 56, NMSU 75 Nov. 17, 2017 | Pan American Center

Lobos Suffer First Loss in Defeat at NMSU

LAS CRUCES, N.M. --- In an arena full of palpable tension and in front of a crowd of angry Aggie fans, The University of New Mexico Lobos suffered their first loss of the season on the road at New Mexico State Friday night. While the Lobos kept the score in reach for the first two-thirds of the game, the Aggies pulled away, doubling their lead in the last five minutes and eventually dominating with a final score of 75-56.

Junior Anthony Mathis led the Lobos with 14 points on the night, just two shy of his career high of 16. He went 4-for-5 from the field including 3-for-4 from behind the arc and 3-for-4 at the free throw line.

As a team, the Lobos (2-1) shot slightly under NMSU (2-1) at 38.5 percent to 39.1 percent while the Aggies dominated the boards, collecting 50 rebounds split evenly between offensive and defensive. In comparison, UNM collected a total of 25, including nine offensive rebounds.

"Their dominance of the offensive glass set a tone, gave them a lot of energy, and we just couldn't overcome it," head coach Paul Weir said. "You've got to give New Mexico State a lot of credit, they just never allowed us to ever implement and do what we wanted to do, it just took the wind out of our sails."

"I think your first road game of the season is always a good measuring stick, to see where you're at, and now we have to learn and grow from it and just get better."

The Lobos dominated the first five minutes of play, getting out to a 8-1 lead before allowing NMSU its first bucket from the floor at the 15:49 mark. At that point, the Lobos led 8-3 with senior Sam Logwood accounting for six points.

Junior Chris McNeal followed with a three to continue to build the Lobo lead to eight (11-3). A 2:10 scoring drought ensued, interrupted by an Aggie free throw.

A 3-pointer by Sidy N'Dir at the 12:51 mark sparked an NMSU comeback that included two jumpers and two dunks within 2:18 to make it just a one-point lead for the Lobos, 16-15 - and that was when the momentum turned. Another dunk 20 seconds later began a 6-0 run for NMSU.

The Lobos battled back and a layup by freshman Vladimir Pinchuk made it a three-point game headed into halftime.

The Aggies opened the second half with a pair of threes to take a nine-point lead, the largest of the game and began to run away but the Lobos battled. UNM chipped away at a 12-point deficit with back-to-back threes in less than a minute from Mathis and freshman Makuach Maluach but NMSU pushed the lead back out to 10.

With just six minutes left and the Lobos down by just seven, 54-47, junior Troy Simons was ejected due to technical foul accumulation (two). A Lobo bench technical followed four minutes later and the Aggies put the game out of reach for the win.

UNM entered the game averaging 17.5 3-pointers and 44.5 field goals per game but managed just six and 20, respectively, on the night.

The Lobos will return home to Dreamstyle Arena - The Pit on Tuesday, Nov. 21 when they take on Tennessee Tech in non-conference action at 7 p.m. The game will be available to watch live on the Mountain West Network and will be broadcast on 770 KKOAB-AM.

Game #3

New Mexico 56 • 2-1, 0-0 WAC

#	Player	Total	3-Ptr			Rebounds			PF	TP	A	To	Bk	Stl	Min
		FG-FGA	FG-FGA	FT-FTA	Off	Def	Total	PF	TP	A	To	Bk	Stl	Min	
02	LOGWOOD, Sam	4-13	0-1	0-2	3	4	7	3	8	2	5	0	33		
05	FURSTINGER, Joe	1-3	0-1	2-2	0	1	1	4	0	0	0	0	21		
11	McNEAL, Chris	3-8	1-4	3-3	1	3	4	2	10	1	3	0	29		
03	JACKSON, Antino	1-6	0-0	0-0	0	0	0	3	0	1	0	0	20		
14	KUIPER, Dane	1-6	0-4	1-2	0	4	4	2	3	1	2	0	121		
18	MALUACHI, Makuchu	1-1	0-0	0-0	0	0	0	1	3	0	2	0	9		
20	WIMBOR, Jachai	1-1	0-0	0-0	0	0	0	1	0	0	0	0	16		
15	PINCHUK, Vladimir	4-5	0-0	1-2	1	1	2	1	9	0	1	0	15		
31	SIMONS, Tómas	0-4	0-1	0-0	1	2	3	0	0	1	1	1	17		
32	MATHIS, Anthony	4-5	3-4	10-15	3	1	4	1	3	14	1	2	0	19	
Totals		20-52	6-20	34-45	9	16	25	22	56	5	17	1	2200		
FG % 1st Half: 12-24 50.0% 2nd half: 8-28 28.6% Game: 20-52 38.5% Deadball Rebound: 3															
3P% 1st Half: 2-9 22.2% 2nd half: 4-11 36.4% Game: 6-20 30.0% 3															
FT % 1st Half: 2-2 100% 2nd half: 1-1 50.0% Game: 10-15 66.7% 3															

2017-18 BOX SCORES AND RECAPS

Game 4 - New Mexico 96, Tennessee Tech 104

Nov. 21, 2017 | Dreamstyle Arena

Men's Basketball Upended by TTU in Final Minute

ALBUQUERQUE, N.M. --- For the first time since 2006-07, the Lobos have opened their first four games with three scoring over 90 points, but it wasn't enough on Tuesday night as Tennessee Tech pulled ahead for good in the final minute for a 103-96 win over New Mexico in Dreamstyle Arena - The Pit.

Junior Chris McNeal led UNM with 29 points on the night marking the third time this season he has scored in double digits, the second over 20 points. McNeal went 8-for-16 from the field and 7-for-11 from behind the arc to go along with 6-of-8 from the free throw line.

Tennessee Tech (4-1) started the game going 0-for-10 from the field over the first 5:31, allowing the Lobos (2-2) to go on an 8-0 run and claim a nine-point advantage (10-1) with 14:29 left to play in the first half. The Lobos extended their lead to 14 over the next four minutes (24-13, 10:10) until TTU's Aleksa Jugovic scored a trio of 3-pointers in the next three Golden Eagle possessions to cut the UNM lead to eight.

TTU closed the final 10:40 of the first half shooting 15-of-19 from the field. In the first half, Jugovic couldn't miss, going 8-for-8 from the field including 6-for-6 from 3-point range and 2-for-2 from the charity stripe. His efforts helped make it a one-point game with 10 seconds left in the half until a Dane Kuiper three with two seconds on the clock stretched the Lobo lead to four at the half.

"You have to tip your cap to them," head coach Paul Weir said. "They shot the heck out of the ball tonight and made a lot of shots at the back of it. Some of them were tough and some of them were probably on us. They were good, and they were better than us tonight."

McNeal got hot toward the end of the first half, drilling three-straight threes in under a minute and picked up where he left off. He opened the second half with a three 17 seconds in to give the Lobos what would be their largest lead of the second half, seven (58-81), before the teams battled throughout the remainder of the contest.

With the Lobos trailing by one point with 1:06 left to play, 94-93, the Golden Eagles took off on an 8-0 run over 35 seconds to get out to a nine-point lead, 102-93 with 21 seconds left. Kuiper drained another three with 12 seconds left to give the Lobos hope, 102-96, but the six-point margin was too much for the final seconds.

McNeal paced the Lobos with 29 points and was followed by senior Sam Logwood with 21. The last time UNM had a pair of 20-point scorers was almost a year ago on January 7 against Nevada.

The third Lobo to score in double figures on the night was junior Anthony Mathis who notched 11, going 4-for-7 from the field and 3-for-6 from three. The outing marked the third time this season that he registered double digits.

Senior Joe Furstinger neared a double-double on the night, scoring seven points and bringing down nine rebounds. He also tied his career-high in blocks with four.

As a team, the Lobos shot 40.6 percent from the field compared to 55.7 percent for TTU. Similarly, UNM went 41 percent from three compared to 54.5 percent to the Golden Eagles, but the Lobos did have the advantage in free throws, shooting 82.8 percent (24-29) from the line compared to just 75 percent (24-32) for TTU.

After suffering drastically on the glass against New Mexico State, the Lobos stepped up their rebound game but were still out rebounded 39-32.

TTU registered 42 points in the paint to 20 for UNM and held a 49-9 fast-break point advantage. The Lobos edged the Golden Eagles in second-chance points, 13-9, and in points off of turnovers, 24-22.

"We looked like the ninth-place team in the Mountain West tonight," Weir said. Which I never thought we were going to be and we just have to do everything in our power to make sure that this is not going to be our final destination. All I can tell you is that we are going to do whatever we can to work our way out of whatever we're in right now."

"We're not discouraged," McNeal said. "We're just going to try and bounce back, come back tomorrow and work even harder. Try to turn this around."

UNM will return to action on Friday, Nov. 24 when the Lobos compete in the third round of the Emerald Coast Classic against TCU at 5 p.m. MT. TCU is currently receiving votes in the USA Today Coaches Poll. Both Friday and Saturday's games will be available to watch on CBS Sports Network.

Game 5 - New Mexico 67, TCU 69

Nov. 24, 2017 | Niceville, Fla. (The Arena)

Lobo Comeback Falls Short vs (RV) TCU

NICEVILLE, FLA. --- The University of New Mexico men's basketball team lost a heartbreaker on Friday night after nearly pulling off an upset over (RV) TCU at the Emerald Coast Classic in Niceville, Fla. The Lobos came back from a 13-point deficit and looked to junior Chris McNeal for a game-winning 3-pointer with 1.9 seconds left in regulation, but it went wide and UNM fell 69-67.

Senior Sam Logwood led New Mexico with a career-high 27 points, leading a trio of Lobos who scored in double figures including McNeal and junior Antino Jackson (12 apiece).

The Lobos will face either St. Bonaventure or Maryland Saturday at 2 p.m. MT (3 p.m. CT).

As a team, despite being outshot and out-rebounded, the Lobos (2-3) forced 16 turnovers on TCU (5-0) and committed just nine to keep them in the game. UNM had 14 points off of turnovers (TCU had 11) and edged TCU 16-14 in second-chance points while the Horned Frogs dominated the paint, outscoring UNM 46-24 down low.

"You have to tip your cap to TCU, it's a big team, a good rebounding team that just kind of continued to punish us inside and they did a really good job," head coach Paul Weir said.

"We're going to play teams very similar to TCU this year, they're going to be bigger than us, stronger than us, they're going to be more experienced than us," Weir said. "They have a lot of things we don't, so we're trying to accentuate the things we have, which to me would be speed, shooting, depth and conditioning and trying to bring those into the game as much as we can."

The Lobos shot a season-low 34.3 percent from the field and 20 percent from 3-point range to hang in with the national vote recipient TCU. The Horned Frogs went 47.5 percent from the field and 28.6 percent from three while the Lobos dominated at the charity stripe, going 15-for-18 for 83.3 percent while TCU was just 9-for-17 (52.9 percent).

The victory marked TCU's ninth straight dating back to last season when the squad captured the NIT Championship.

New Mexico jumped out on top early, getting out to a 9-2 lead with 17:46 left in the first half before TCU chipped away and cut the lead to one.

The Horned Frogs followed with an 11-1 run over three minutes to take a seven-point advantage, 31-24 with 4:08 left in the half. TCU got up by as much a nine before a layup with eight seconds on the clock from senior Joe Furstinger made it seven, 40-33 at the half.

In the second half, TCU pushed the lead out to 13 before the Lobos roared back on a 12-3 run sparked by a jumper and a three from McNeal to get back within four, 61-57 with 8:31 left to play. The run was full of TCU turnovers and Lobo buckets to shift the momentum in favor of UNM.

McNeal hit a big three with the Lobos down five with 12 seconds left to bring the game within two, 69-67. Weir called his only full timeout to draft a play, but McNeal called the Lobos' final timeout on the inbound before the final shot went wide.

Saturday's UNM game will be streamed live on www.Emerald-CoastTV.com/ec17 and live stats will be available on Emerald-CoastClassic.com. In addition, Jeff Siembieda and Hunter Green will call the game on 770 KKO-AM.

Game 6 - New Mexico 65, Maryland 80

Nov. 25, 2017 | Niceville, Fla. (The Arena)

Early Deficit Determines Lobo Loss vs Maryland

NICEVILLE, FLA. --- The University of New Mexico men's basketball team fell 80-65 to Maryland (6-1) in the consolation game of the Emerald Coast Classic on Saturday afternoon, unable to overcome an early 24-point deficit. Senior Sam Logwood was named to the Emerald Coast Classic All-Tournament Team for his efforts in the tournament while the Lobos claimed fourth place in the tournament.

Chris McNeal led the Lobos (2-4) with 19 points in his fifth game registering double figures, followed by Anthony Mathis with 12 points on four 3-pointers. The Lobos shot 33.3 percent from the field on the day after opening the game a dismal 1-12 (8.3 percent) over the first nine minutes.

The loss is the fourth consecutive for New Mexico, as the Lobos have struggled since opening the season with two large victories. One day after falling to TCU at the buzzer, the Lobos never led against Maryland despite outscoring the Terps 62-53 after the opening 8:42 of the game.

"After (those opening minutes), I thought we played a good game, but you're not going to come back against a team like Maryland down 27-3," head coach Paul Weir said. "So unfortunately, the start to the game ended up being the game. I thought their defensive energy to start the game was tremendous and I thought that countered with our offensive lack of energy. We just couldn't get a bucket and you have to tip your cap to them for coming out with a lot of pop defensively."

The Terrapins jumped out to an 8-0 lead as the Lobos missed their first four shots of the night. Makuach Maluach put New Mexico on the board with a three to make the score 8-3 with 16 minutes on the clock, but Maryland went on a 19-0 run to take a 27-3 lead.

The Lobos didn't score again until the 11:18 mark on a Troy Simons free throw to make the score 27-4. UNM went on a 16-7 run to cut the lead to 34-19 on a Mathis 3-pointer with 6:25 left in the half, and the Lobos maintained a similar margin for the rest of the half, trailing 46-28 at the break.

The Lobos shot 29 percent in the first half, led by Mathis, who shot 3-for-3 from behind the arc. Joe Furstinger and Troy Simons were each whistled for three fouls of UNM's 13 total in the half.

New Mexico opened the second half with a quick Logwood steal and McNeal three-pointer to cut the lead to 15 at 46-31, but a 9-0 Maryland run made the score 55-31 to tie the Lobos' largest deficit of the game to that point.

Furstinger and Logwood were both called for their fourth personal fouls early in the second half, and the seventh team foul of the half was whistled at the 13:12 mark, putting Maryland in the bonus early. Simons and Mathis fouled out at the 5:13 and 4:24 marks respectively. The Lobos were called for 26 fouls on the night compared to 18 for Maryland,

Despite the Lobos' foul trouble, they held the margin at about 20 points for the remainder of the game, never allowing a lead larger than 26 points after falling behind by 24 early. New Mexico forced 22 turnovers on the day, converted for 19 points while only committing 13.

The Lobos return home to face Evansville on Wednesday, Nov. 29 at 7 p.m. MT.

Game #4

Tennessee Tech 104 • 4-1

#	Player	Total	FG	FGA	3-PT	FT	FTA	Reb	Def	PF	TP	To	Bk	Stl	Min	
11	PHILLIPS, Curtis	6	6	11	3	6	8	9	0	5	2	23	3	2	0	35
22	ALEXANDER, Courtney	3	4	0	3	6	7	10	4	9	3	2	0	1	24	
25	RAMSEY, Mason	0	3	0	2	2	6	8	5	2	6	1	2	1	28	
04	JUGOVIC, Aleksa	11	12	7	7	2	0	3	3	31	6	3	0	0	37	
10	MACK, Kylon	3	9	2	5	2	5	6	1	2	3	4	1	4	34	
06	CALHOUN, Shaq	6	15	0	4	2	3	0	2	3	14	0	0	0	18	
11	HENRY, Micahil	3	5	0	1	4	2	2	4	7	1	3	1	0	19	
21	CROSLAND, Cade	1	1	0	0	0	0	0	0	2	0	0	0	0	3	
30	ONIAIDIC, Domen	1	1	0	0	0	0	1	2	0	0	1	0	0	2	
Team		3	3	3	6	2	3	6	2	2	2	2	2	2	2	
Totals		34	61	12	22	24	32	9	30	39	25	104	23	17	4	131

FG % 1st Half: 17-34 50.0% 2nd half: 17-27 63.0% Game: 34-61 55.7%
3FG % 1st Half: 7-13 53.8% 2nd half: 5-9 55.6% Game: 12-22 54.5%
FT % 1st Half: 10-14 71.4% 2nd half: 14-18 77.8% Game: 24-32 75.0%

New Mexico 96 • 2-2

#	Player	Total		3-Ptr		Rebounds		PF	TP	A	To	Bk	Stl	Min			
		FG	FGA	FG	FGA	FT	FTA										
05	FURSTINGER, Joe	1	5	0	1	5	6	2	7	9	1	7	2	1	4	0	28
14	KUIPER, Dane	2	9	2	8	0	2	2	3	6	5	2	0	2	25	2	25
01	MCNEAL, Chris	8	16	7	11	6	8	1	3	4	29	6	0	0	1	34	34
02	LOGWOOD, Sam	9	12	0	0	9	11	3	2	5	1	21	0	3	0	1	29
03	JACKSON, Antino	3	9	2	6	0	0	2	2	1	8	2	2	0	0	0	18
10	MALUACH, Makuach	1	3	0	1	2	2	0	0	0	1	4	0	0	0	0	12
11	SIMMONS, Jachai	2	3	1	2	0	0	0	0	4	5	0	1	0	0	0	8
15	PINCHUK, Vladimir	0	0	0	0	2	2	4	5	2	0	0	1	0	0	0	11
31	SIMONS, Troy	1	5	1	4	0	0	1	1	2	3	2	0	1	0	0	12
32	MATHIS, Anthony	4	7	3	6	0	0	1	2	3	5	11	2	0	1	1	23
Team		28	69	16	39	24	29	11	21	32	26	96	19	14	6	7	200

FG % 1st Half: 15-35 42.9% 2nd half: 13-34 38.2% Game: 28-69 40.6%
3FG % 1st Half: 8-22 36.4% 2nd half: 8-17 47.1% Game: 16-39 41.0%
FT % 1st Half: 17-21 81.0% 2nd half: 7-8 87.5% Game: 24-29 82.8%

Officials: David Hall, Keith Kimble, Bob Staffen
Technical fouls: Tennessee Tech-ALEXANDER, Courtney, New Mexico-None.
Attendance: 9703

Score by periods	1st	2nd	Total
Tennessee Tech	51	53	104
New Mexico	55	41	96

Last FG - TTU 2nd-00:36, NM 2nd-00:12.
Largest lead - TTU by 9 1st-00:21, NM by 14 1st-11:34.
TTU led for 00:33, NM led for 26:24. Game was tied for 05:33.

Score tied - 10 times.
Lead changed - 15 times.

Game #5

New Mexico 67 • 2-3

#	Player	Total		3-Ptr		Rebounds		PF	TP	A	To	Bk	Stl	Min			
		FG	FGA	FG	FGA	FT	FTA										
01	MCNEAL, Chris	5	16	2	10	0	0	1	3	12	2	2	0	1	28		
02	LOGWOOD, Sam	10	21	0	1	7	8	2	4	6	3	27	1	2	0	32	
05	FURSTINGER, Joe	2	6	0	2	2	2	1	6	7	4	6	0	0	0	24	
14	KUIPER, Dane	0	1	0	1	2	2	0	2	2	3	6	0	0	0	16	
31	SIMONS, Troy	2	9	1	5	0	0	1	2	5	1	0	0	0	32		
03	JACKSON, Antino	4	9	3	7	1	2	0	4	1	12	1	1	0	0	24	
10	MALUACH, Makuach	0	1	0	1	0	0	1	0	1	1	0	2	0	0	10	
11	SIMMONS, Jachai	0	0	0	0	1	0	1	0	1	0	1	0	0	2	14	
15	PINCHUK, Vladimir	0	1	0	0	0	0	1	0	3	0	1	0	0	0	16	
32	MATHIS, Anthony	0	3	0	3	0	0	0	1	1	0	0	0	0	0	14	
Team		4		3		7		4		3		7		20		2	
Totals		23	67	6	30	15	18	12	23	35	19	67	8	9	3	7	200

FG % 1st Half: 13-36 36.1% 2nd half: 10-31 32.3% Game: 23-67 34.3%
3FG % 1st Half: 3-16 18.8% 2nd half: 3-14 21.4% Game: 6-30 20.0%
FT % 1st Half: 4-6 66.7% 2nd half: 11-12 91.7% Game: 15-18 83.3%

TCU 69 • 5-0

#	Player	Total		3-Ptr		Rebounds						PF	TP	A	To	Bk	Stl	Min
		FG	FGA	FG	FGA	FT	FTA	Off	Def	Total								
00	Fisher, Jaylen	5	11	0	2	0	0	3	3	2	10	5	3	0	0	0	0	32
01	Bane, Desmond	5	8	1	2	0	0	2	2	4	11	1	1	0	1	0	24	
10	Brodziansky, Vlad	3	4	1	2	1	2	1	3	1	8	0	4	1	0	1	27	
15	Miller, JD	3	7	0	2	1	2	4	6	3	7	1	2	5	0	2	26	
24	Williams, Kenrich	9	16	2	3	3	5	12	17	1	23	2	2	1	2	1	36	
32	Olden, Shawn	0	1	0	1	0	0	0	0	1	0	0	0	0	0	0	5	
12	Noj, Kouat	0	2	0	0	0	1	2	3	4	0	1	0	0	0	14		
23	Hamdy, Ahmed	3	4	0	0	2	3	2	2	4	2	8	0	0	0	0	13	
25	Robinson, Alex	0	6	0	2	3	2	2	2	2	4	1	3	0	0	0	23	
Totals		28-59	4-14	9-17	13	33	46	19	69	14	16	9	4	20	0	0	200	

2017-18 BOX SCORES AND RECAPS

Game 7 - New Mexico 78, Evansville 59 Nov. 29, 2017 | Dreamstyle Arena

Five score in double figures, Lobos claim 78-56 win

ALBUQUERQUE, N.M. --- Paced by five Lobos in double figures, The University of New Mexico men's basketball team rebounded from a four-game losing skid on Wednesday night in Dreamstyle Arena - The Pit, topping Evansville by a score of 78-59 while shooting 49 percent from the floor (30-61).

Senior Sam Logwood and junior Troy Simons led the Lobos (3-4) with 14 points each, with Logwood adding five rebounds. Junior Chris McNeal added 13 points while junior Anthony Mathis and freshman Makuach Maluach chipped in 10 points apiece. The Lobos also posted 23 assists on 30 made baskets, 10 of which came from senior Antino Jackson.

"Obviously it was really good to get a win," head coach Paul Weir said. "I thought we played a lot better tonight. We had a little lull there in the middle of the second half... but you've got to give Evansville credit. I've coached against and scouted against a lot of teams, and Marty Simmons is as good of a basketball coach as I've ever had to scout against. He eats basketball for breakfast. The guy is just awesome."

Jackson's 10 assists marks the second time this season that a Lobo has posted 10 or more assists, despite scoring just two points on the night compared to his usual 9.3 average.

"We've talked about it all week: your shots can't dictate your effect on the game," Weir said. "Antino's ability to push the ball and transition in the second half really helped us win the game."

After entering Wednesday's game ranked fourth in the nation in forced turnovers (21.33) and eighth in turnover margin (6.5), New Mexico forced over 20 turnovers (21) for the fourth time this season while only committing 11, including just three in the second half.

Evansville (5-2) entered the matchup second in the country in three-point percentage (47.8) and the Lobos held the Purple Aces to just 3-of-13 from behind the arc, including 0-for-6 in the first half. Wednesday marked the first time this season that Evansville has been completely denied from the arc in a half.

In addition, the Purple Aces entered the game ranked eighth nationally in scoring defense, allowing just 58.2 points per game. Prior to the Lobos' 78 points, the most Evansville had allowed in a game this season was 63.

The Lobos got off to a quick start as Simons opened the game with an early three-pointer, and UNM followed with an 11-0 run four minutes into the game to take a 16-5 lead, highlighted by back-to-back threes from junior Dane Kuiper. Evansville answered with a 9-0 run to close the gap to 16-14 with six minutes left in the first half.

The Lobos extended the lead back to nine at 25-16 on a pair of Logwood free throws three minutes later, and held a similar margin the rest of the half to enter the break leading 35-27.

New Mexico shot 40 percent from the floor, including 6-of-15 from behind the arc and a perfect 5-for-5 from the charity stripe, compared to Evansville's 33.3 field goal percentage, no three-pointers and 77.8 from the free throw line.

The Lobos opened up a 52-40 lead eight minutes into the second half with threes from McNeal, Simons and Mathis to fire up the crowd and claim the momentum. Four minutes later, another three from Mathis extended the Lobo lead to 19, 62-43.

Senior Joe Furstinger followed with a dunk 30 seconds later and the Lobos continued to run away with the game. An eight-point run fueled by a pair of Logwood layups, a McNeal jumper and a swift jumper from freshman Vladimir Pinchuk increased the lead to 24 with 1:43 left before the final 78-59 score.

The Lobos were able to capitalize on Evansville turnovers, scoring 20 points, while also outscoring the Purple Aces 20-2 on the fast break.

"It feels great (to get the win)," Maluach said. "There's not a better feeling than winning in front of your home crowd. We're a resilient group and we like each other a lot. When we win, we win together, and when we lose, we lose together. Hopefully we win more games than we lose."

New Mexico travels to face UTEP in El Paso, Texas on Saturday, Dec. 2 at 7 p.m.

Game 8 - New Mexico 76, UTEP 88 Dec. 2, 2017 | Don Haskins Center

Logwood Scores 22, Lobos Falter at UTEP

EL PASO, TEXAS --- Senior Sam Logwood of The University of New Mexico men's basketball team led the Lobos with 22 points on Saturday night for his third game this season registering 20+, but it wasn't enough to earn UNM the win as the Lobos fell to UTEP 88-76 in Don Haskins Center.

Midway through the second half, the Lobos (3-5) got a 14-point Miner lead down to five (61-56) on a 13-4 run before UTEP (2-6) rallied back with an 8-0 run of its own to reclaim the double-digit lead, push it to 15 (71-56) and hold out for the win.

The Lobos knocked down a pair of 3-pointers from juniors Dane Kuiper and Anthony Mathis in the final 45 seconds to reduce the Miner lead to nine (84-75), but UNM was forced to foul and UTEP's free throws sealed the Lobos' fate.

After discussing the Lobos' lackluster play in the first half, head coach Paul Weir spoke about the second-half spark that led UNM to outscore the Miners 45-43 over the final 20 minutes.

"Unfortunately, it was a halftime speech that got us to where we needed to be," coach Weir said. "But just like the Maryland game, it was just too late to come back from 15 on the road, it just doesn't happen every time. We'd like it to, but it just doesn't."

"I don't think I'll think offense was the problem... I think our inability to play defense is getting very troubling. Tonight we just couldn't stop those guys, it's concerning and we just need to improve."

As a team, UNM shot 37.5 percent from the floor compared to 53.7 percent for the Miners however, despite the lopsided overall percentages both teams fired at nearly the same rate from three. UNM went 11-of-31 from behind the arc (35.5 percent) while UTEP was 9-of-24 (37.5 percent). UNM has registered at least 10 3-pointers in five of its seven games.

The Lobos entered the game ranked third in the nation in free throw percentage, but had their lowest performance of the season from the stripe, going 23-for-35 (65.7 percent).

Defensively, the Lobos outrebounded UTEP 37-33 and turned them over 14 times, while committing 14 turnovers of their own. The Miners tallied 16 points off of UNM's turnovers compared to 11 for the Lobos.

Not only did Logwood register his fifth game scoring in double figures this season, but Mathis tallied 13 points for his sixth double-digit game and senior Antino Jackson scored 10 points for his third.

Logwood also added seven rebounds to go along with junior Troy Simons' eight and freshman Vladimir Pinchuk's seven.

The Lobos will return to action on Wednesday, Dec. 6 when they travel to take on Colorado at 7 p.m. MT on the Pac-12 Network.

Game 9 - New Mexico 57, Colorado 75 Dec. 6, 2017 | Coors Events Center

Lobos Defeated at Colorado in Second Half

BOULDER, COLO. --- Despite a strong first-half performance, The University of New Mexico men's basketball team suffered a 75-57 loss on the road at Colorado on Wednesday night, letting a two-point halftime margin slip away over the final 10 minutes of the game.

Junior Anthony Mathis led the Lobos (3-6) with 15 points, just one shy of his career-high, as the only Lobo to score in double figures. Mathis went for 5-for-9 from the field including 3-for-6 from three and 2-for-3 from the free throw line.

The Lobos started out strong, turning the Buffalos (7-1) over three times in just the first three minutes, exhibiting an outstanding defense that burst on the scene with arguably the most energy and intensity it has had all season. UNM held the Buffs scoreless for the first two minutes of the game and eventually forced 23 turnovers.

"I think defensively, it was a little bit of a step forward for us tonight, particularly the first 28-29, actually 31-32 minutes," head coach Paul Weir said. "I thought our defensive energy was really good and man if we could just find a way to convert some layups and some free throws I really think it would put us over the top."

The Lobos struggled from the floor going 21-for-71 for a season-low 29.6 percent field-goal percentage while shooting 29.0 percent from three (9-31) on the night.

"We got a lot of really good looks I thought around the rim, (Colorado) just did a really good job of protecting the glass," Weir said. "When you get 20 more shots than your opponent, you usually feel really good about what you did, but we just weren't able to convert a lot of shots around the rim."

The Buffalos shot 50 percent from the floor (26-52) and 60 percent (9-15) from three, taking advantage of their opportunities. CU slowly gained an 11-point lead midway through the first half, but the resilient Lobos went on an 11-2 run to erase the advantage, cutting the Buffalo lead to one, 29-28 with 1:58 left in the first half. The run was capped by a Mathis three and a dunk by freshman Makuach Maluach.

A 3-pointer from junior Troy Simons tied it up at 33 apiece with 43 seconds on the clock and the Buffs put in one more to make it 35-33 at the half.

Maluach nearly tied it up again, attempting to toss in a layup just before the buzzer, but the clock expired just before the shot went in.

The Lobos kept the game close early in the second half, continuing the momentum from the first. A dunk by senior Joe Furstinger tied it up at 35-35 and UNM held the Buffs within six points until the 9:29 mark when Colorado's McKinley Wright hit a jumper to extend the CU lead to eight, 56-48.

Despite a follow-up three from Mathis to cut it back to five, the Buffs took off from there and finished 19-9 for the 18-point victory that included a last-second three from Dominique Collier.

Despite the loss, the Lobos led in several statistical categories including points in the paint (31-30), points off of turnovers (28-7), second-chance points (9-8), fast-break points (11-6) and bench points (36-35).

The Lobos, previously ranked 17th in the nation in free throw percentage, shot a season-low 37.5 percent from the stripe (6-16).

"I think we played with a lot of energy in both halves," Mathis said. "I just think it was a matter of shots going in (in the first half) and then shots not going in (in the second half). Overall I think we played really hard, we're taking steps, it's just one step at a time."

The Lobos look to rebound when they take on New Mexico State in the in-state rivalry rematch at Dreamstyle Arena - The Pit on Saturday night. Tip off is scheduled for 7:02 p.m. on ESPN3.

Game #7

Evansville 59 • 5-2

		Total	3-Ptr	Rebounds	Off	Def	Tot	PF	TP	A	To	Bk	Stl	Min
##	Player	FG-FGA	FG-FGA	FT-FTA	Off	Def	Tot	PF	TP	A	To	Bk	Stl	Min
14	JACKIEWICZ, Dainiu	1-2	0-0	1-2	4	4	8	2	3	0	2	1	23	30
50	Simmons, Blake	3-12	2-6	1-2	0	3	3	1	9	1	3	0	1	35
12	Smith, Dru	2-3	1-1	5-5	1	3	4	10	1	5	0	0	26	27
25	Gibson, Duane	3-6	0-0	0-0	0	2	2	4	6	4	7	1	3	27
30	Frederking, Noah	2-8	0-5	3-3	1	2	3	7	0	1	0	0	32	16
01	Hill, Marty	2-4	0-0	0-0	2	5	7	1	4	1	2	0	0	16
10	Kuhlman, Evan	1-2	0-0	0-0	1	0	1	0	2	0	0	0	0	6
15	Traore, Dallen	2-4	0-0	1-1	3	1	4	1	5	0	0	0	0	13
13	Riley, K.J.	3-7	0-1	7-10	0	1	1	3	13	1	0	0	1	16
35	Hall, John	0-3	0-0	0-0	1	1	2	0	0	1	0	0	0	6
Team		2	3	5										200
Totals		19-52	3-13	18-23	15	24	39	17	59	8	2	3	6	200

FG % 1st Half: 10-30 33.3% 2nd half: 9-22 40.9% Game: 19-52 36.5%
3FG % 1st Half: 0-0 0.0% 2nd half: 3-7 42.9% Game: 3-13 23.1%
FT % 1st Half: 7-9 77.8% 2nd half: 11-14 78.6% Game: 18-23 78.3%

New Mexico 78 • 3-4

		Total	3-Ptr	Rebounds	Off	Def	Tot	PF	TP	A	To	Bk	Stl	Min
##	Player	FG-FGA	FG-FGA	FT-FTA	Off	Def	Tot	PF	TP	A	To	Bk	Stl	Min
02	LOGWOOD, Sam	6-9	0-0	2-2	1	4	5	3	14	1	4	0	0	22
01	FURSTINGER, Joe	1-5	0-2	0-0	0	5	5	3	2	6	1	2	1	22
01	McNEAL, Chris	5-8	2-4	1-1	0	2	2	13	1	0	2	0	2	29
14	KUIPER, Dane	2-6	2-4	0-0	1	3	4	1	6	0	1	0	2	23
01	SIMONS, Troy	4-8	4-7	2-2	0	0	0	1	14	0	0	0	0	21
01	JACKSON, Antino	0-4	0-2	3-3	3	4	7	2	10	1	0	0	0	18
10	MALUACH, Makuach	5-6	0-1	0-0	2	1	3	3	10	1	0	0	1	17
11	SIMMONS, Jachai	1-5	1-3	0-0	0	0	0	0	3	2	0	0	0	12
15	PINCHUK, Vladimir	2-4	0-0	0-0	0	3	3	4	0	0	1	1	0	18
32	MATHIS, Anthony	4-6	2-4	0-0	0	0	0	3	10	0	0	0	0	18
Team		4	0	4										200
Totals		30-61	11-27	7-9	9	21	30	21	78	23	11	4	9	200

FG % 1st Half: 12-30 40.0% 2nd half: 18-31 58.1% Game: 30-61 49.2%
3FG % 1st Half: 6-15 40.0% 2nd half: 5-12 41.7% Game: 11-27 40.7%
FT % 1st Half: 5-5 100.0 2nd half: 2-4 50.0% Game: 7-9 77.8%

Officials: Gerry Pollard, Kipp Kissinger, Randy Heinenman
Technical fouls: Evansville-None. New Mexico-None.
Attendance: 8943

Score by periods	1st	2nd	Total
Evansville	27	32	59
New Mexico	35	43	78

FG % 1st Half: 12-30 40.0% 2nd half: 18-31 58.1% Game: 30-61 49.2%
3FG % 1st Half: 6-15 40.0% 2nd half: 5-12 41.7% Game: 11-27 40.7%
FT % 1st Half: 5-5 100.0 2nd half: 2-4 50.0% Game: 7-9 77.8%

Officials: Gerry Pollard, Kipp Kissinger, Randy Heinenman
Technical fouls: Evansville-None. New Mexico-None.
Attendance: 8943

Game #8

New Mexico 76 • 3-5

		Total	3-Ptr	Rebounds	Off	Def	Tot	PF	TP	A	To	Bk	Stl	Min
##	Player	FG-FGA	FG-FGA	FT-FTA	Off	Def	Tot	PF	TP	A	To	Bk	Stl	Min
02	LOGWOOD, Sam	8-12	1-1	5-7	3	4	7	3	22	4	3	0	0	30
01	FURSTINGER, Joe	0-2	0-1	0-0	0	1	1	5	0	0	3	0	0	12
01	McNEAL, Chris	1-5	1-4	6-6	0	3	3	1	9	3	0	0	1	34
11	SIMMONS, Jachai	0-3	0-2	0-0	0	1	1	0	1	0	0	0	0	7
14	KUIPER, Dane	2-6	2-5	0-0	1	3	4	6	0	0	0	0	0	19
01	JACKSON, Antino	3-6	2-4	2-5	0	4	4	0	10	1	2	0	2	23
10	MALUACH, Makuach	1-1	1-1	2-2	0	0	0	2	5	0	2	0	1	11
15	PINCHUK, Vladimir	2-3	0-0	1-6	1	6	7	3	5	0	0	0	0	25
11	SIMONS, Troy	1-9	1-5	3-5	4	4	8	2	6	1	4	0	0	23
32	MATHIS, Anthony	1-9	3-8	4-4	0	1	1	13	1	0	0	0	0	16
Team		0	2	1										200
Totals		21-56	11-31	23-35	10	27	37	25	76	11	14	0	4	200

FG % 1st Half: 9-25 36.0% 2nd half: 12-31 38.7% Game: 21-56 37.5%
3FG % 1st Half: 4-16 25.0% 2nd half: 7-15 46.7% Game: 11-31 35.5%
FT % 1st Half: 9-13 69.2% 2nd half: 14-22 63.6% Game: 23-35 65.7%

UTEP 88 • 2-6

		Total	3-Ptr	Rebounds	Off	Def	Tot	PF	TP	A	To	Bk	Stl	Min
##	Player	FG-FGA	FG-FGA	FT-FTA	Off	Def	Tot	PF	TP	A	To	Bk	Stl	Min
01	THOMAS, Paul	3-5	0-0	4-5	0	5	5	4	10	3	1	0	0	24
02	HARRIS, Omega	9-11	4-4	6-6	0	3	3	28	2	1	0	1	34	24
01	King, George	2-2	1-1	0-0	0	1	1	1	3	1	3	0	0	9
03	OSBORNE, Isaiah	3-11	0-6	4-6	0	8	8	3	10	1	1	0	2	35
25	FRANZ, Keith	6-11	2-7	2-2	0	7	7	4	16	1	2	0	1	23
04	SMITH, Trier	0-0	0-0	1-2	1	2	3	1	0	2	0	0	0	15
11	FLAGGERT, Jake	1-5	1-3	1-2	1	2	3	5	4	2	0	0	2	21
15	MAGEE, Kobe	6-9	1-3	3-4	0	2	2	1	16	0	3	0	0	30
21	TOUTCHET, Trey	0-0	0-0	0-1	1	1	2	0	0	0	0	0	0	9
Team		0	2	1										200
Totals		29-54	9-24	21-27	2	31	33	25	88	10	14	0	4	200

FG % 1st Half: 16-28 57.1% 2nd half: 13-26 50.0% Game: 29-54 53.7%
3FG % 1st Half: 5-13 38.5% 2nd half: 4-11 36.4% Game: 9-24 37.5%
FT % 1st Half: 8-10 80.0% 2nd half: 13-17 76.5% Game: 21-27 77.8%

Officials: Rick Randall, Rick O'Neill, Roderick Dixon
Technical fouls: New Mexico-LOGWOOD, Sam. UTEP-None.
Attendance: 6394

Score by periods	1st	2nd	Total
New Mexico	31	45	76
UTEP	45	43	88

FG % 1st Half: 16-28 57.1% 2nd half: 13-26 50.0% Game: 29-54 53.7%
3FG % 1st Half: 5-13 38.5% 2nd half: 4-11 36.4% Game: 9-24 37.5%
FT % 1st Half: 8-10 80.0% 2nd half: 13-17 76.5% Game: 21-27 77.8%

Officials: Rick Randall, Rick O'Neill, Roderick Dixon
Technical fouls: New Mexico-LOGWOOD, Sam. UTEP-None.
Attendance: 6394

Game #9

New Mexico 57 • 3-6

#	Player	Total	3-Ptr	Rebounds	Off	Def	Tot	PF	TP	A	To	Bk	Stl	Min
		Fg-Fga	Fg-Fga	FT-FTA	Off	Def	Tot	PF	TP	A	To	Bk	Stl	Min
11	MORALE, Chris	1-6	0-3	1-2	1	1	2	4	3	2	0	1	0	32
22	LOCKWOOD, Sam	1-7	0-0	2-2	0	3	3	3	2	1	1	0	0	18
23	JAGSON, Antonio	2-8	2-7	0-0	1	1	2	3	3	1	0	1	0	23
25	WATSON, Joe	2-7	0-0	1-1	1	1	2	2	2	1	0	0	0	18
30	SIMONS, Troy	1-14	1-9	0-2	0	1	1	1	3	2	0	0	0	23
31	MALLACH, Makash	3-8	0-0	1-1	2	2	5	2	2	0	1	1	1	19
32	CHAMBERS, Jactael	3-7	0-0	0-0	1	1	2	2	2	0	0	0	0	23
34	KUPPER, Dane	2-3	2-2	0-0	1	2	3	5	6	1	0	1	1	13
35	PINCHUK, Vladimir	1-2	0-0	2-3	0	0	0	1	2	0	0	0	0	14
36	MATHIS, Anthony	5-9	3-6	2-3	1	2	3	0	15	0	2	0	1	21
	Team			1	2	3								
Totals		21-71	9-31	6-16	9	21	30	57	10	7	2	0	100	

2017-18 BOX SCORES AND RECAPS

Game 10 - New Mexico 62, NMSU 65 Dec. 9, 2017 | Dreamstyle Arena

Lobos Fall to NMSU in Last-Minute Heartbreaker

ALBUQUERQUE, N.M. --- With 6:40 to go in one of the biggest and most intense rivalries in The University of New Mexico history, the Lobos led the New Mexico State Aggies by eight, 56-48, on Saturday night in Dreamstyle Arena - The Pit before dropping a heartbreaker by a final score of 65-62. The Lobos missed a tough, last-second three-pointer that would have tied the game.

The Lobos (3-7) outshot the Aggies (7-2) from 3-point range 28.6 percent to 20.0 percent and from the free throw line (70.6-50.0) in the outstanding defensive effort while scoring 14 points off of 17 NMSU turnovers.

UNM was led by senior Antino Jackson who compiled 14 points, his second-highest total of the season, including three from behind the arc. Junior Troy Simons posted 13 points and a team-best seven rebounds.

"I think this was just a newer team trying to find its way against a veteran team that's won a lot of games," head coach Paul Weir said. "I think that NMSU knows how to win those (close) games and has the experience to do it, and we're still trying to figure that out.

"These guys are fighting and I can't say anything negative about them ... they are giving it all they've got, we just have to find a way to improve and find a way to win games like this before the season is over."

Despite being down their leading scorer in arguably one of the biggest games of the year, the Lobos battled and went up on the Aggies, who reached the NCAA Tournament last season as the WAC Champions, by as much as nine points with 10 minutes left in the game. Nine points was the largest lead of the game by either team.

Freshman Makuach Maluach earned his first career start on the night. At the 10-minute mark, Maluach slammed a crowd-pleasing, one-handed dunk with unmatched enthusiasm from an excited Lobo crowd.

NMSU responded with three points from the game's leading scorer Zach Lofton, who tallied a game-high 22 points on the night, to cut the Lobo lead to six and eventually whittle UNM's advantage to three, 56-53 with 5:21 left.

The Aggies cut the deficit to one, 57-58 on a Lofton jumper and overtook the Lobos at the 2:34 mark on a Lofton layup, holding on for the win.

Lobo junior Anthony Mathis, who has been hot from behind the arc as of late, got a good look with the seconds winding down, but was forced to shoot from deep at the last second and missed. Mathis is 48.2 percent (27-56) on the season from three. Senior Joe Furstinger nearly got the putback before time expired.

As a team, UNM shot 39.9 percent compared to 42.6 percent for NMSU. The game marked just the second time this season that UNM committed more turnovers than it's opponent (19-17). NMUS outscored the Lobos in the paint, 36-20, but UNM collected more points on the fast break, 11-8. Both teams tallied 13 second-chance points on the night.

The Lobos will have seven days to recuperate from Saturday's game vs. NMSU before taking on Arizona on Saturday, Dec. 16 at Dreamstyle Arena - The Pit on CBS Sports Network at 6 p.m.

Game 11 - New Mexico 73, Arizona 89 Dec. 16, 2017 | Dreamstyle Arena

Kuiper scores 24, Lobos battle but fall to #23 Arizona

ALBUQUERQUE, N.M. --- The University of New Mexico men's basketball team battled No. 23 Arizona to an 89-73 loss at Dreamstyle Arena - The Pit on Saturday night in front of an enthusiastic, season-high crowd of 13,207. The Lobos rallied back from a 19-point deficit to trail by just seven with 3:56 remaining, but it wasn't enough to overcome the Wildcats, who shot 64.0 percent from the field.

"I thought the game was played and moving at the pace we wanted," head coach Paul Weir said. "There's another part of our energy level, defensively, that wasn't good enough. It has to get better.

"You do have to give Arizona some credit. They shot the heck out of the basketball tonight. I know those guys are skilled enough to shoot threes and they are special. They really showed how good of a team they are, made a lot of big shots - that is a good basketball team."

The Lobos (3-8) were unable to complete the comeback against the ranked Wildcats despite junior Dane Kuiper's career-best 24-point performance. Kuiper, who was celebrating his birthday, shot 70 percent (7-10) from the field and 75 percent (6-8) from behind the three-point arc, adding a perfect 4-4 from the free throw line. Troy Simons added 12 points on 40 percent (4-10) shooting. Senior Sam Logwood posted eight points in his first game back with the team after his brief leave of absence.

The Lobos shot 38.7 percent as a team, including 35.3 percent from behind the arc and 92.9 percent from the free throw line, but Arizona outscored New Mexico 42-20 in the paint and outrebounded the Lobos 35-23. UNM held the Wildcats to six offensive rebounds and seven second-chance points. In the second half, UNM matched Arizona, both notching 40 points.

After trailing by 15, 72-57, with 9:28 to go in the second half, the Lobos cut the Wildcat lead to eight at 74-66 on baskets from Simons, Logwood and Kuiper. It marked the first time since the 11:57 mark of the first half that the Lobos trailed by less than ten. Kuiper managed to cut the lead to seven twice, first on a three with 5:05 to go and then on a pair of free throws with 3:56 remaining, but the Lobos were unable to close the margin any further.

Arizona (8-3) widened the lead back to double digits and then continued with a commanding 12-point advantage with 1:05 to go, finishing the game on a 7-0 run en route to the 89-73 final.

The Lobos trailed 11-5 three minutes into the game but went on a 5-0 run behind a layup and a 3-point play from Simons to bring the game within one, 11-10. Arizona answered with an 11-3 run over the next two minutes to stretch its lead back to nine, 22-13, but freshman Makuach Maluach hit a three-pointer to cut the lead to six, 22-16.

After another 9-0 streak by the Wildcats, Kuiper added a layup and 3-pointer to keep the Lobos within ten, 31-21.

The Wildcats took their largest lead of the first half from four Allonzo Trier free throws with 18 seconds left as they made the score 49-31. Senior Antino Jackson hit a jumper as time expired to enter halftime trailing by 16, 49-33.

"We just couldn't get a break to go our way," Weir said. "When you're down 16 points, it's just hard to spot somebody that much."

The Lobos shot 41.4 percent from the field in the first half, including 35.7 percent from three. They added another four points from the free throw line, going a perfect 4-for-4 in the half.

UNM and Arizona opened the second half trading 3-point plays to make the score 52-36. Junior Chris McNeal hit his first three of the night off an offensive rebound to cut Arizona's lead to 13, 54-41, with 16:25 on the clock.

Junior Anthony Mathis, who is shooting 48.3 from behind the arc this season, drilled back-to-back threes with 12 minutes to go to make the score 66-54 and prevent Arizona from pulling away, setting up the UNM comeback attempt.

The game marked the first time since Jan. 16, 1999 that Arizona traveled to play in Albuquerque, when the Lobos beat the Wildcats 79-78. When the two teams met last year in Tucson, then-ranked No. 18 Arizona topped New Mexico 77-46. Saturday's contest also marks UNM's first ranked opponent of the season.

New Mexico will stay at home to face Rice in Dreamstyle Arena - The Pit, continuing the Lobos' five-game home stand, on Tuesday, Dec. 19 at 7:30 p.m.

Game 12 - New Mexico 78, Rice 69 Dec. 19, 2017 | Dreamstyle Arena

Lobos Snap Loss Streak with Victory over Rice

ALBUQUERQUE, NM --- Senior Joe Furstinger recorded his first career double-double (17 points, 12 rebounds) and four other Lobos scored in double digits to lead The University of New Mexico men's basketball team past Rice 78-69 in Dreamstyle Arena - The Pit on Tuesday night.

Furstinger, in his first game of the season off the bench, set career-highs in points and rebounds, breaking his previous bests of 11 in each. His double-double was the first in points and rebounds for the Lobos since senior Sam Logwood recorded 12 points and 11 rebounds last season on Feb. 25 against Wyoming, making it the first for UNM this season.

Tuesday night also marked the third time this season that the Lobos had five players score in double digits. Furstinger led the way with his 17, followed by Logwood (15), juniors Troy Simons (15), Chris McNeal (13) and Dane Kuiper (10). Kuiper also posted a game-high six assists for a new career high.

"I think we all wanted a huge, blowout win - or whatever that may be - to say that we're back and all that, but it's Division I basketball and you have to earn the right to win," head coach Paul Weir said. "I feel like we are earning the right to win, these guys work really hard.

"We spend a lot of time on the court. We spend a lot of time in the film room. We're trying to fix our weaknesses, and so far, these kids have bought in. There's not a lot of kids, at 3-8, that would look at a first-year coach and buy in, but they're still buying in and I'm thankful for that."

The Lobos (4-8) controlled the majority of the game, never trailing past the 16:34 mark of the first half.

Junior Anthony Mathis and freshman Vladimir Pinchuk got their first career starts against the Owls (3-9), and Pinchuk quickly put the Lobos on the board with a layup in the first 40 seconds of play.

The Lobos fell behind three, 10-7 at the 17:16 mark but went on a 5-0 run to take a two-point lead, 12-10, with 16:34 remaining in the half. After being tied at 14, Simons and McNeal hit back-to-back threes to put the Lobos up six, 20-14, with 11:53 on the clock.

UNM widened its lead to nine, 27-18, with a layup from Logwood with 9:12 left to play in the half. The Owls closed the lead to three, 31-28, on a series of layups with six minutes to go. A minute later, the Lobos extended the margin back to eight, 36-28, on a Furstinger layup and Simons three, but Rice went on an 8-0 run to tie the game at 36 with 4:12 on the clock.

New Mexico answered with a 7-2 run to end the half leading 43-38, holding Rice to just two points on a pair of free throws in the last four minutes of play.

The Lobos shot 46.9 percent from the field in the first half, including 27.8 percent from behind the arc and 88.9 percent from the free throw line. New Mexico outrebounded Rice 17-13 in the first half.

Simons opened the second half with a dunk to put New Mexico up seven, 45-38, with 18:48 to go. McNeal drilled a three with 13:56 on the clock to give the Lobos a 10-point lead, 54-44, their largest of the night. They extended that lead to 12, 56-44, on a pair of Furstinger free throws. After Rice closed the Lobo margin to six, 61-55, Simons nailed back-to-back threes within 16 seconds to widen the lead back to 12, 67-55, with 8:41 on the clock.

The Owls continued to edge back into the game, cutting the lead to five, 68-63, but a Furstinger three-point play put the Lobos back up eight, 71-63 with 5:08 to play. Logwood hit a pair of free throws to widen the margin back to ten, 73-63.

Kuiper's two free throws with 28 seconds remaining made him the fifth Lobo to score in double figures, and made the score 78-66. The Owls scored off a free throw and a layup as time expired to make the final 78-69.

New Mexico shot 40.3 percent and finished with 40 rebounds for the first time since the season opener against Northern New Mexico. The Lobos outrebounded the Owls 40-36, marking the third time this season and the first time since Omaha that UNM has outrebounded its opponent. The Lobo bench outscored Rice's 62-28.

The Lobos continue a five-game home stretch as they face Prairie View A&M on Friday, Dec. 22 in Dreamstyle Arena - The Pit at 7 p.m.

Not only is Friday's game the second "Friends and Family Day" allowing students to bring three free guests to the student section, but it will also be broadcast live on AT&T SportsNet.

Game #10

New Mexico State 65 • 7-2

##	Player	FG	FGA	3-P	3-PTA	FT	FTA	Off	Def	Totl	PF	TP	A	T	Blk	Stl	Min
10	Jones, Jermario	r	2-6	0-1	4-5	1	9	10	4	8	2	4	1	4	1	4	29
11	Wilkins, Johnathon	r	3-4	0-0	0-0	1	3	4	4	6	1	3	2	2	0	0	15
12	Harris, AJ	g	5-17	2-7	0-0	3	1	4	1	12	3	2	1	0	0	0	33
13	N'Dir, Sidy	g	1-3	0-1	0-0	0	1	1	3	2	1	3	1	0	0	0	26
23	Lofton, Zach	g	8-16	1-5	5-12	2	4	6	2	22	2	4	0	2	0	0	37
30	Jones, Keyon	g	2-5	1-4	0-1	0	2	2	1	5	1	0	0	0	0	0	16
01	Buchanan, Shunn	g	0-2	0-1	0-0	0	1	1	0	0	1	0	0	0	0	0	9
22	Chuha, Eli	g	1-3	0-1	0-0	1	1	2	4	2	0	0	0	0	1	0	8
35	McCants, Johnny	g	4-5	0-0	0-0	4	6	10	2	8	0	0	1	2	0	0	27
	Team					3	1	4									
	Totals		26-61	4-20	9-18	15	29	44	21	65	11	17	6	8	200		

FG % 1st Half: 13-33 39.4% 2nd half: 13-28 46.4% Game: 26-61 42.6%
3FG % 1st Half: 4-12 33.3% 2nd half: 0-0 0.0% Game: 4-20 20.0%
FT % 1st Half: 5-8 62.5% 2nd half: 4-10 40.0% Game: 9-18 50.0%

New Mexico 62 • 3-7

##	Player	FG	FGA	3-P	3-PTA	FT	FTA	Off	Def	Totl	PF	TP	A	To	Blk	Stl	Min
05	FURSTINGER, Joe	r	3-3	1-1	0-0	0	1	1	2	7	1	3	2	0	0	20	
10	MALUACH, Makuach	r	3-6	1-3	0-1	1	2	3	2	7	0	2	0	2	0	24	
03	JACKSON, Antino	g	5-13	3-8	1-2	1	2	3	14	1	4	0	1	0	0	25	
11	SIMMONS, Jachai	g	2-6	1-4	0-1	0	2	2	1	5	1	0	1	0	0	25	
31	SIMONS, Troy	g	4-10	1-3	4-4	5	2	7	4	13	0	1	0	0	0	24	
01	MCNEAL, Chris	g	1-6	0-4	2-3	0	3	3	1	4	2	4	0	0	0	28	
14	KUIPER, Dane	g	0-2	0-1	0-0	0	4	4	3	0	3	3	1	1	0	0	17
15	PINCHUK, Vladimir	g	2-3	0-0	2-3	1	4	5	3	6	0	1	0	0	0	0	18
32	MATHIS, Anthony	g	1-5	1-4	3-3	0	2	2	1	6	1	0	0	0	0	0	19
	Team					1	5	6									
	Totals		21-54	8-28	12-17	9	27	36	20	62	9	19	3	5	200		

FG % 1st Half: 11-27 40.7% 2nd half: 10-27 37.0% Game: 21-54 38.9%
3FG % 1st Half: 5-14 35.7% 2nd half: 3-14 21.4% Game: 8-28 28.6%
FT % 1st Half: 6-7 85.7% 2nd half: 6-10 60.0% Game: 12-17 70.6%

Officials: David Hall, Eric Curry, Shawn Leligh
Technical fouls: New Mexico State-None. New Mexico-None.

Score by periods	1st	2nd	Total
New Mexico State	35	30	65
New Mexico	33	29	62

Last FG - NMSU 2nd-01:43, NM 2nd-06:40.
Largest lead - NMSU by 7 1st-06:24, NM by 9 2nd-10:00.
NMSU led for 18:22. NM led for 20:21. Game was tied for 01:17.

Game #11

Arizona 89 • 8-3

##	Player	F	FG		3-PT		Rebounds					PF	TP	A	T	Blk	Stl	Min
			FGA	FG%	FTA	FT%	Off	Def	Total									
14	Ristic, Dusan	r	4-6	0-0	0-0	0-0	1	8	9	3	8	1	1	0	0	0	25	
13	Ayton, Deandre	g	7-9	0-0	0-0	2	11	13	1	14	0	1	2	0	0	0	36	
00	JACKSON-Carwright,P	g	3-5	2-4	0-1	0	2	2	4	8	5	1	0	2	0	0	27	
01	Alkins, Rawle	g	9-11	3-3	5-5	2	3	5	1	26	2	3	0	1	0	0	31	
35	Trier, Allonzo	g	6-9	2-2	8-9	0	0	1	22	5	0	2	0	0	0	0	37	
03	Smith, Dylan	g	1-4	1-2	0-0	0	3	3	1	3	2	2	1	0	0	0	18	
05	Bundolph, Brandon	g	2-4	1-2	2-4	0	0	0	1	7	1	0	0	0	0	0	14	
11	Lee, Ira	g	0-2	0-0	1-2	1	2	3	2	1	1	0	1	0	0	0	10	
25	Pinder, Keanu	g	0-0	0-0	0-0	0	0	0	0	0	0	0	0	0	0	0	2	
	Team					0	0	0										
Totals			32-50	9-13	16-21	6	29	35	14	89	17	10	5	4	200			

FG % 1st Half: 17-24 70.8% 2nd half: 15-26 57.7% Game: 32-50 64.0%
3FG % 1st Half: 6-7 85.7% 2nd half: 3-6 50.0% Game: 9-13 69.2%
FT % 1st Half: 9-10 90.0% 2nd half: 7-11 63.6% Game: 16-21 76.2%

New Mexico 73 • 3-8

#	Player	FG		3-Ptr		Rebounds					PF	TP	A	T	Blk	Stl	Min
		Total	FGA	FGA	FTA	Off	Def	Totl									
05	FURSTINGER, Joe	3	11	1	3	4	5	1	7	3	0	0	0	2	0	30	
14	KUIPER, Dane	1	10	6	8	4	4	0	2	3	24	0	0	0	0	0	24
03	JACKSON, Antino	g	7	10	6	8	0	0	1	1	3	5	1	3	0	1	19
10	MALUACH, Makuach	g	2	5	1	4	0	0	1	2	2	5	0	1	0	0	12
11	SIMMONS, Jachai	g	0	0	0	0	0	0	0	0	2	0	1	0	0	0	10
01	MCNEAL, Chris	g	2	9	2	8	0	0	1	1	3	6	2	3	0	0	28
02	LOGWOOD, Sam	g	3	10	1	0	2	3	3	1	4	1	8	5	0	0	26
15	PINCHUK, Vladimir	g	0	2	0	0	0	1	0	1	1	0	0	0	0	0	11
31	SIMONS, Troy	g	4	10	0	5	4	4	1	0	3	12	1	1	0	0	24
32	MATHIS, Anthony	g	2	4	2	4	0	0	0	0	2	6	0	0	0	0	16
	Team					0	3	3									

FG % 1st Half: 12-29 41.4% 2nd half: 12-33 36.4% Game: 24-62 38.7%
3FG % 1st Half: 5-14 35.7% 2nd half: 7-20 35.0% Game: 12-34 35.3%
FT % 1st Half: 4-4 100.0 2nd half: 9-10 90.0% Game: 13-14 92.9%

Officials: Verne Harris, Randy McCall, Mike Reed
Technical fouls: Arizona-Jackson-Carwright,P. New Mexico-FURSTINGER, Joe.
Attendance: 13,207

Score by periods	1st	2nd	Total
Arizona	49	40	89
New Mexico	33	40	73

Last FG - ARIZ 2nd-00:23, NM 2nd-05:05.
Largest lead - ARIZ by 19 2nd-15:05, NM None.
AR

2017-18 BOX SCORES AND RECAPS

Game 13 - New Mexico 87, Prairie View A&M 78 Dec. 22, 2017 | Dreamstyle Arena

Lobos Win Second Straight 87-78 over PVAMU

ALBUQUERQUE, N.M. --- Senior Joe Furstinger led The University of New Mexico men's basketball team to its second straight victory, a resounding 87-78 final over Prairie View A&M, on Friday night in Dreamstyle Arena - The Pit. Furstinger registered a career-high 20 points and tallied his second straight career double-double on the night.

One game after setting a career-high 17 points against Rice, Furstinger broke it against the Panthers, shooting 50 percent from the field and adding perfect 12-12 from the free throw line while grabbing 10 rebounds. Twelve free throw ties for third in the Mountain West in a single game this season and also elevates his free throw percentage to 90.2% (37-41) good for first in the league as of stats through Dec. 21.

The Lobos (5-8) shot 46.7 percent from the field, including 36.7 percent from behind the arc. For the second straight game, UNM outrebounded its opponent. The Lobos posted a 39-29 edge on the boards, compiling 15 on offense, the second most in a game this season.

Senior Antino Jackson finished the night with 17 points while junior Dane Kuiper tallied 14 as the third Lobo to reach double figures on the night. Also helping to lead the Lobos was junior Jachai Simmons who posted six points and dished four assists, tying his season high.

Simmons put the Lobos on the board with a dunk in the first minute of play, followed by a Panther jumper and a three from Jackson to put New Mexico ahead 5-2 under two minutes into the game. The Lobos took a five-point lead, 11-6, on a pair of Furstinger free throws with 16:31 on the clock and Prairie View went on a 5-0 run to tie the score at 11, the first of five ties on the night. A Logwood layup put the Lobos back up by two, 13-11, with 15:19 to play in the half.

The Panthers (2-11) tied the score again at 16 and took their first and only lead of the night, 19-18, on a three with 13:35 remaining. The lead lasted just five seconds as Furstinger regained the lead for the Lobos, 24-21, with two free throws, a layup and a dunk within 55 seconds. Within his first seven minutes on the floor, Furstinger had registered 12 points.

Furstinger hit two more free throws to close scoring for the half with the Lobos leading by eight, 49-41, capping his outstanding 16-point first half that included 10-for-10 from the free throw line.

In the opening 30 seconds of the second half, the Lobos extended their lead to 10, 51-41, as Furstinger made yet another pair of free throws to set his new career-high (12).

Prairie View went on a 9-0 run to make it 51-50 before UNM responded with a 16-2 run over the next four minutes, making it 67-52 UNM. During the stretch, the Lobos nailed four 3-pointers off the hands of junior Troy Simons, Jackson and a pair from Kuiper.

Kuiper's back-to-back threes gave UNM the 15-point lead, the Lobos' largest of the night to that point, with 11:41 on the clock.

The Lobos allowed Prairie View within seven before another Kuiper three and layup put New Mexico up by its largest margin 20, 84-64, with 4:14 to go.

The Panthers chipped away over the final four minutes, narrowing the Lobo lead to nine at the final buzzer, 87-78.

UNM will finish its five-game home stand Wednesday, Dec. 27 at 7 p.m. with its Mountain West opener against Air Force in Dreamstyle Arena - The Pit.

Game 14 - New Mexico 87, Air Force 58 Dec. 27, 2017 | Dreamstyle Arena

Lobos Open MW Play with 29-point win over Air Force

ALBUQUERQUE, N.M. --- The University of New Mexico men's basketball team earned its third straight victory on Wednesday night to kick off Mountain West play with a 29-point win over the visiting Air Force Falcons in Dreamstyle Arena - The Pit.

Senior Joe Furstinger registered his third straight double-double, the first Lobo to achieve the feat since the 2015-16 season. With his 12 points and 12 rebounds, Furstinger was one of six Lobos to score in double figures on the night including junior Jachai Simmons who captured his first double-digit game of the season with 15 points.

Simmons led the Lobos (6-8, 1-0 MW) offensively on the evening, followed by junior Dane Kuiper (13), junior Anthony Mathis (11) and seniors Sam Logwood (10) and Antino Jackson (10).

Jackson nearly hit his second point-assist double-double of the season, adding nine assists to his 10 points.

Both UNM and Air Force (6-7, 0-1 MW) opened their first conference game of the season a bit lackluster offensively as the score was 2-0 Air Force nearly five minutes into the game until Furstinger scored the Lobos' first point on a free throw at the 15:18 mark. Head coach Paul Weir attributed the early score to outstanding Lobo defense.

"That first four minutes of the game might have been my favorite four minutes of our season," Weir said. "I think it was like 2-0 and all we were doing was playing defense, and we didn't care about where the ball was going in. It was going to be a war, and I loved that."

The Lobos began pouring on the points however and over the next eight minutes jumped out to a 13-point lead on a 12-0 run. The run was kicked off by back-to-back Kuiper three-pointers and capped with an exciting Simmons-Chris McNeal-Simmons steal and alley-oop as well as a Furstinger dunk.

On the alley-oop, Simmons and McNeal demonstrated teamwork at its finest as Simmons snatched the ball on defense, quickly passed to McNeal and the pair rushed down court. McNeal dished back to Simmons for the fast-break alley-oop that made the crowd of 10,000 shriek.

Jackson hit a three with three seconds left in the first half to put the Lobos up 16, 36-20 at the break. The last time UNM held a team to less than 20 points in the first half was two seasons ago on Jan. 9, 2016 when the Lobos held Utah State to 18.

The Lobos opened the second half on a 10-3 run to get out to a 22-point lead with 15:07 left to play and extended the lead to 28 on back-to-back threes from Simmons with 4:47 to go.

The largest Lobo lead of the night was 31 with 39 seconds left.

UNM will hit the road for a pair of back-to-back conference matchups. The Lobos will face the team picked to finish first in the league this season, Nevada, on Saturday before traveling to Boise State on Wednesday, Jan. 3. Saturday's game at Nevada will be broadcast on AT&T SportsNet while Wednesday will be on ESPN3.

Game 15 - New Mexico 74, Nevada 77 Dec. 30, 2017 | Lawlor Events Center

Lobos Nearly Upset Defending MW Champs Nevada, 77-74

RENO, NEV. --- The University of New Mexico men's basketball team nearly pulled off an exciting upset over defending Mountain West Champions Nevada on Saturday on the road, falling 77-74 after a missed, last-second 3-point attempt.

The game marks the third tough contest this season that the Lobos have dropped by just one basket including against NMSU and now-ranked No. 10 TCU.

The Lobos (6-9, 1-1 MW) were led by junior Anthony Mathis who posted a career-high 17 points on the night including 5-for-8 from behind the arc. Three more Lobos also added double digits including seniors Sam Logwood (12), Antino Jackson (12) and Joe Furstinger (10).

Not only did Furstinger rack up 10 points, but he also posted 10 rebounds for his fourth straight double-double performance on the season. Jackson nearly notched a double-double of his own, adding eight assists to his 12 points.

"I think our style of play really wore them down most on the defensive end. I thought our quality of shot in the second half was terrific - we had layups, we had threes, we had wide open shots a lot," head coach Paul Weir said. "I'm glad theoretically that some of our things were trying to do are working, but they're obviously not working enough to win a game."

Nevada (13-3, 2-0 MW) also had four players score in double figures on the day including a pair of 20-point scorers in Caleb Martin (24) and Jordan Caroline (21).

As a team, the Lobos were just barely outshot from the floor 43.9-42.9 percent but held an advantage from behind the arc, 34.4-33.3 percent, and outrebounded the Wolf Pack 41-32.

Trailing 70-63 with 6:01 left to play, the Lobos went on a 7-0 run over 1:06 to tie it up 70-70 with 4:55 left on the clock. The run included back-to-back 3-pointers from Mathis within 30 seconds.

Nevada got back on top, leading by four on a pair of Caleb Martin jumpers to make it 74-70 with 1:59 left.

Martin and Logwood went back and forth to make it 76-74 before Nevada's Caroline hit 1-of-2 free throws to put the Wolf Pack up by three with 17 seconds left.

Mathis attempted a three with seven seconds on the clock, rebounded out of bounds by Nevada, allowing the Lobos a final play. UNM called a timeout and inbound the ball to junior Chris McNeal in the corner for three, but Nevada's Lindsey Drew came up with the block into the stands and with 2.3 second left, Coach Weir called UNM's final timeout.

The Lobos attempted one last 3-point play but were unable to get the shot off for the 77-74 final.

UNM offered a season-low five turnovers while committing 14. The Lobos did, however, continue their free throw streak, going 81.8 percent from the free throw line (9-of-11) compared to 65.6 percent for the Wolf Pack (19-29).

The Lobos will remain on the road for their next Mountain West matchup. UNM travels to Boise State for an ESPN3 game on Wednesday, Jan. 3 at 7 p.m. MT.

Game #13

Prairie View A&M 78 • 2-11

#	Player	Total	FG	FGA	3-Pr	FG	FGA	FT	FTA	Rebounds	Off	Def	TP	A	T	Blk	Stl	Min
13	Iwin Ellis	r	4-4	0-0	0-0	1	4	5	2	8	1	1	1	0	1	0	0	24
14	Zachary Hamilton	r	11-17	5-7	4-5	2	3	6	3	6	3	1	0	0	0	1	0	28
12	J.D. Wallace	c	2-2	0-0	0-0	1	2	2	3	4	0	0	0	3	4	0	3	30
03	Gray Blackston	c	2-8	1-2	4-5	1	2	3	3	9	6	3	0	1	1	0	1	30
11	Dennis Jones	g	10-10	1-1	0-5	0	0	4	15	8	6	0	0	2	3	0	2	30
00	Troy Thompson	g	0-2	0-2	0-0	0	0	0	0	0	0	0	0	0	0	0	0	4
01	Keion Alexander	g	0-0	0-0	0-0	0	1	1	2	0	0	1	2	1	2	1	9	9
04	Juan Hood	g	0-1	0-0	0-0	0	0	0	0	0	0	0	0	0	0	0	0	0+
21	ShayRone Jett	g	0-3	0-1	0-0	1	0	1	2	0	0	1	2	0	0	1	0	3
22	Shaquille Preston	g	2-7	0-2	0-0	2	4	6	3	4	1	3	0	1	3	0	1	22
30	Austin Starr	g	2-4	2-3	1-2	1	2	3	7	1	1	0	1	0	1	0	1	20
	Team					0	3	3										
	Totals		30-58	9-18	9-17	9	20	29	22	78	17	16	6	10	20			
	FG % 1st Half:	15-28	53.6%	2nd half:	15-30	50.0%	Game:	30-58	51.7%									Deadball Rebounds
	3FG % 1st Half:	4-7	57.1%	2nd half:	5-11	45.5%	Game:	9-18	50.0%									
	FT % 1st Half:	7-13	53.8%	2nd half:	2-4	50.0%	Game:	9-17	52.9%									

New Mexico 87 • 5-8

#	Player	FG	Total	3-Pr	Rebounds									
		FGA	FGA	FTA	Def	Off	TP	A	T	Blk	Stl	Min		
05	FURSTINGER, Joe	4-8	1-1	12-12	4	6	10	0	20	4	1	0	32	
15	PINCHUK, Vladimir	1-1	0-0	0-1	1	1	2	2	1	0	0	0	15	
09	JACKSON, Antino	6-11	4-8	1-2	0	2	2	17	3	2	0	1	19	
11	SIMMONS, Jachai	2-5	1-3	1-2	0	0	0	2	6	4	0	1	21	
31	SIMONS, Troy	3-10	2-6	0-0	3	1	4	8	2	0	1	1	28	
05	McNEAL, Chris	2-7	1-5	0-0	0	1	0	0	2	3	0	0	23	
02	LOGWOOD, Sam	4-7	0-0	0-0	1	3	4	8	1	4	0	1	10	
10	MALUACH, Makuach	0-1	0-1	4-4	1	2	3	0	4	0	1	1	13	
14	KUIPER, Dane	5-7	3-4	1-1	0	4	4	14	0	2	0	1	19	
32	MATHIS, Anthony	1-3	0-2	1-2	1	2	3	2	3	1	0	0	10	
	Team				4	3	7							
	Totals	28-60	11-30	20-24	15	24	39	16	87	17	14	3	7	200
	FG % 1st Half:	14-29	48.3%	2nd Half:	14-31	45.2%	Game:	28-60	46.7%					Deadball
	3FG % 1st Half:	4-13	30.8%	2nd Half:	7-17	41.2%	Game:	11-30	36.7%					Rebounds
	FT % 1st Half:	17-19	89.5%	2nd Half:	3-5	60.0%	Game:	20-24	83.3%					

OFFICIALS: Mike Szydlowski, Gerry Pollard, Winston Stenz

Officials: Mike Scophers, Gerry Pollard, Winston Stith
Technical fouls: Prairie View A&M-None. New Mexico-None.
Attendance: 9423

Score by periods	1st	2nd	Total
Prairie View A&M	41	37	78
New Mexico	49	38	87

Last FG - PV 2nd-00:25, NM 2nd-01:32.
Largest lead - PV by 1 1st-13:35, NM by 2 2nd-04:14.
PV led for 00:05, NM led for 36:55. Game was tied for 03:00.

Score tied - 5 times.
Lead changed - 2 times.

Game #14

Air Force 58 • 6-7, 0-1 MW

#	Player	Total	FG-FGA	3-Pr	FG-FGA	FT-FTA	Rebounds	PF	TP	A	To	Blk	Stl	Min
12	SCOTTIE, Lavelle	r	5-8	0-2	2-3	1	1 2	2	12	0	4	0	0	17
32	MANNING, Ryan	r	0-3	0-2	0-0	0	4 4	2	0	2	0	0	0	15
33	TOOHEY, Frank	c	0-2	0-1	3-4	2	4 6	1	3	0	0	1	0	18
03	TOMES, Sid	g	0-4	0-3	3-4	1	1 2	0	3	1	0	0	1	20
20	LYONS, Trevor	g	2-6	0-0	0-2	0	1 4	4	1	2	0	0	0	24
00	MORRIS, Caleb	g	1-3	0-0	0-0	1	1 2	0	2	0	0	0	0	4
01	NORMAN, Dane	g	0-0	0-0	0-0	1	1 2	0	0	2	0	0	0	4
02	SIFLES, CJ	g	2-4	0-1	0-0	0	1 1	4	3	3	0	2	0	19
05	JOYCE, Chris	g	0-0	0-0	1-2	1	0 1	0	1	0	0	0	0	4
13	BROWN, LeSean	r	0-2	0-0	0-0	0	0 0	0	0	1	0	0	0	5
14	MALUACH, Makuach	r	1-4	1-2	0-0	0	1 1	1	3	0	0	0	0	13
22	LOUDER, Pervis	g	3-5	0-1	0-1	0	1 1	0	6	1	1	0	0	15
30	DEWANE, Jonathan	g	3-4	0-0	2-3	3	0 3	0	8	0	0	0	0	7
34	SWAN, Ryan	g	3-8	1-2	0-1	1	3 4	2	7	0	1	1	0	17
44	VAN SOLEN, Keaton	g	2-5	1-2	0-0	2	4 6	2	5	0	2	0	0	18
	Team					2	1 3		1					
	Totals		22-58	3-16	11-20	15	24 39	15	58	7	17	2	4	200
	FG % 1st Half: 8-25	32.0%	2nd Half: 14-33	42.4%	Game: 22-58	37.9%								Deadball Rebounds
	3FG % 1st Half: 2-9	22.2%	2nd Half: 1-7	14.3%	Game: 3-16	18.8%								
	FT % 1st Half: 2-2	100.0%	2nd Half: 9-18	50.0%	Game: 11-20	55.0%								2.1

New Mexico 87 • 6-8, 1-0 MW

#	PLAYER	Total	FG-FGA	3-Pr	FG-FGA	FT-FTA	Rebounds	PF	TP	A	To	Blk	Stl	Min	
14	KUIPER, Dane	r	4-7	3-5	2-2	0	4	3	13	2	0	0	3	25	
15	PINCHUK, Vladimir	r	0-0	0-0	0-0	0	1	1	4	0	0	1	1	14	
01	McNEAL, Chris	c	3-8	1-6	0-0	0	4	4	1	7	4	0	1	0	22
05	MALUACH, Makuach	r	1-5	0-0	2-2	1	2	3	1	0	1	0	1	18	
31	SIMONS, Troy	g	1-9	0-5	0-0	0	1	1	2	2	2	0	0	18	
02	LOGWOOD, Sam	g	3-10	1-2	3-4	0	4	4	2	10	0	1	0	22	
03	JACKSON, Antino	g	4-5	2-3	0-0	0	2	2	1	10	9	1	0	18	
05	FURSTINGER, Joe	g	5-7	0-0	2-3	6	6	12	2	13	3	1	2	26	
11	SIMMONS, Jachai	g	6-7	3-4	0-0	0	2	2	15	0	1	0	1	19	
32	MATHIS, Anthony	g	3-5	3-5	2-3	0	1	1	2	11	0	0	0	11	
	Team					0	0	0		2					
	Totals		31-62	14-33	11-14	7	27	34	15	87	21	8	4	9	200
	FG % 1st Half:	12-32	37.5%	2nd Half:	19-30	63.3%	Game:	31-62	50.0%						Deadball Rebounds
	3FG % 1st Half:	4-17	23.5%	2nd Half:	10-16	62.5%	Game:	11-31	35.5%						2.1
	FT % 1st Half:	8-10	80.0%	2nd Half:	3-4	75.0%	Game:	11-14	78.6%						

2017-18 BOX SCORES AND RECAPS

Game 19 - New Mexico 80, Fresno State 86

Jan. 13, 2018 | Save Mart Center

Pair Scores Career-High, Lobos Nipped by Fresno State

FRESNO, CALIF. --- Despite career-high scoring performances from true freshman Makuach Maluach and junior Anthony Mathis, The University of New Mexico men's basketball team fell by a nine-point margin, 89-80, on the road at Fresno State on Saturday night.

The Lobos (8-11, 3-3 MW) had three players score in double digits as they blasted their way back from a 14-point deficit in the first half. UNM trailed by just two at halftime, 42-40, and led by five with 10:14 left in the second half, but a late Bulldog run put Fresno State ahead for good in the final eight minutes.

The score was tied 11 times and the lead changed nine times throughout Saturday night's matchup.

New Mexico fired at a clip of 51.9 percent (28-54) on the night, just the third time this season that the Lobos have shot over 50 percent and the first time they have lost when doing so. Fresno State (13-6, 3-3 MW), however, shot an arena-record 65.3 percent from the floor, and a program-record 75 percent (9-12) from three.

"To spot a team like that 27 points (nine threes) on the road, it's going to be really hard to come back from," head coach Paul Weir said. "I just think it opened up the rest of the game. When you shoot the ball like that, you're a really tough team to guard. They just didn't miss out there."

"Their size, their strength, their overall athleticism just really wore on us."

Maluach led the Lobos with 21 points on the night followed by Mathis who notched 18. Junior Chris McNeal also contributed double digits, tallying 16 points, his most since UNM's contest vs. Maryland on Nov. 25 and his fourth highest point total as a Lobo.

Mathis went 6-for-9 from the floor including 4-for-6 from three while Maluach was 8-for-15 overall, 5-for-5 from the charity stripe.

Senior Joe Furstinger neared another double-double, but fell short of his seventh straight game scoring in double digits. He registered eight points and eight rebounds as UNM's next leading scorer.

Senior Antino Jackson added seven points while leading UNM in assists (5) and steals (3).

The Lobos drilled the first shot of the game on a Dane Kuiper three before Fresno State went on a 14-0 run to take an 11-point lead at the 14:58 mark. The Bulldogs extended it to 14, their largest lead of the game, with 11 minutes left in the half before UNM began to whittle it away.

The Lobos went into the bonus with 8:18 left and eventually closed the gap to four on a Maluach layup at the 2:29 mark, 38-34. After a Bulldog layup, Furstinger hit a jumper followed by a pair of Maluach free throws to make it 40-38 with 1:06 left. McNeal hit a layup to tie it with 28 seconds left, 40-40.

A quick jumper with four seconds left put UNM down by two at the half, 42-40.

Maluach scored eight points in the first half and added nine in just the first six minutes of the second. The Lobos claimed a five-point lead 64-59 with 10:14 left on a Jackson 3-pointer and another Maluach layup before Fresno State tied the game for the 11th time at the 8:40 mark, 66-66.

Following the tie, the Bulldogs began to slowly pull away, going on a 12-0 run to take a 78-66 advantage. The Lobos would get no closer than seven rest of the way.

UNM will remain on the road, traveling to UNLV on Wednesday, Jan. 17 to take on the Runnin' Rebels on ESPN3 at 8 p.m. MT.

Game 20 - New Mexico 85, UNLV 81

Jan. 17, 2018 | Thomas & Mack Center

Lobos Come Back for Road Win, Down UNLV 85-81

LAS VEGAS, NEV. --- Six Lobos scored in double digits on Wednesday night, leading The University of New Mexico men's basketball team to an 85-81 comeback victory over UNLV on the road. The win marks UNM's first on the road this season.

"To get a road win, for us is enormous and against a team of this caliber, a top-100 team, it's growth for us," head coach Paul Weir said. "There's a lot of reasons why these things shouldn't be happening, but we're not asking that in that locker room. We're just doing everything we can to make this team the best it can be."

The Lobos improve to 9-11, 4-3 MW with the victory while UNLV falls to 13-5, 2-3 in league play. UNM also claims

After falling behind by as many as 11 points with just 6:48 remaining in the second half, the Lobos executed a 13-3 run over two minutes to reduce the UNLV lead to just one, 70-69, with 4:22 left.

The Runnin' Rebels extended their lead back to five with 3:26 left, again with 2:14 left and yet again with 1:15 remaining on the clock on a three-pointer from UNLV's Jovan Mooring.

Sharp-shooting Lobo junior Anthony Mathis, who is firing at an outstanding clip of 45.2 percent from behind the arc on the season, responded with a clutch 4-point play, sinking a 3-pointer and a free throw to make it 81-80 with 1:07 left.

With 40 seconds left, Mooring attempted a three that would have put UNLV up four, but missed and Coach Weir followed with a timeout after the clock had reduced to just 27 seconds.

The Lobos needed just two points to claim the lead out of the timeout, burning 16 seconds looking for the right shot. With 11 seconds left, Mathis boldly drilled another three to give the Lobos a two-point advantage, 83-81.

UNLV stopped the clock with a foul and senior Joe Furstinger knocked in his seventh and eighth consecutive three throws with three seconds left on the clock for the 85-81 victory.

UNM was led once again by freshman Makuach Maluach who netted 19 points followed by senior Antino Jackson who tallied 17 and added five assists and four rebounds. Jackson finished 3-for-7 from 3-point land and went 4-for-4 from the free throw line.

Furstinger collected 14 points and nine rebounds - just missing his sixth double-double of the season. Mathis also added 14 points for UNM, going 3-for-9 from three and 3-for-3 from the charity stripe.

Junior Dane Kuiper racked up 10 points for his sixth time finishing in double figures this season, he also finished second on the team with five rebounds. Freshman Vladimir Pinchuk also tallied 10 points for just his second career game in double digits.

For the fourth straight game, just nine Lobos suited up for the contest, including walkon Mike Mondragon. Mondragon played a career-high four minutes.

"These guys are locked in," Weir said. "They're giving it everything they've got and I'm just really happy for them that they get to feel the feeling of a good road win together."

As a team, the Lobos shot 43.8 percent from the field compared to 48.4 percent for UNLV. The Lobos were also outrebounced 40-34, but UNLV went just 15.4 percent from behind the arc compared to UNM's 38.5 percent.

Despite the late UNLV 11-point advantage, the score was tied 10 times during the contest including five lead changes. UNLV outscored UNM 54-34 in the paint and 18-2 on the fast break. The Lobos outscored the Runnin' Rebels 13-12 off of turnovers and 25-18 in bench points.

The Lobos return home on Saturday, Jan. 20 as they take on San Diego State on CBS SportsNet 5 p.m. MT. Saturday's game will also mark UNM's Domestic Violence Awareness Game during which fans can get \$10 tickets (bench rows 1-10) for arriving in purple (the designated color for domestic violence awareness).

Game #20

New Mexico 85 • 9-11, 4-3

#	Player	FG	FGA	FG-FGA	FT	FTA	FT-FTA	Off Def	Tot	PF	TP	A	T	Bk	Stl	Min
12	MALUACH, Makuach	r	7-12	2-3	3-4	2	1	3	5	19	1	0	0	0	0	27
11	SIMMONS, Jachal	r	0-0	0-0	0-0	0	2	2	2	0	0	0	0	0	0	2
15	PINCHUK, Vladimir	c	5-5	0-0	0-1	0	3	1	10	0	0	0	0	0	0	25
01	JACKSON, Antino	g	5-15	3-7	4-4	1	3	0	17	5	0	2	3	3	0	33
32	MATHIS, Anthony	g	4-12	9-9	3-3	0	2	2	3	14	0	0	0	0	0	29
01	MCNEAL, Chris	c	0-4	0-2	1-2	0	3	3	0	1	0	2	0	0	0	18
04	MONDRAGON, Mike	g	0-0	0-0	0-0	0	0	1	0	0	0	0	0	0	0	4
05	FURSTINGER, Joe	g	3-8	0-1	8-8	3	6	0	14	4	1	1	1	0	0	32
14	KUIPER, Dane	c	4-8	2-4	0-0	0	3	2	5	4	10	1	1	1	1	26
	Team								2	1	3					
	Totals		28-64	10-26	19-22	11	23	34	20	85	12	11	1	5	200	

FG % 1st Half: 12-30 40.0%	2nd half: 16-34 47.1%	Game: 28-64 43.8%	Deadball
3FG % 1st Half: 2-9 22.2%	2nd half: 9-17 47.1%	Game: 10-26 38.5%	Rebounds
FT % 1st Half: 9-10 90.0%	2nd half: 10-12 83.3%	Game: 19-22 86.4%	1

UNLV 81 • 13-5, 2-3

#	Player	FG	FGA	FG-FGA	FT	FTA	FT-FTA	Off Def	Tot	PF	TP	A	T	Bk	Stl	Min
10	JUSTON, Shakur	r	7-10	0-0	0-0	4	10	14	3	14	2	3	0	1	1	36
44	MCCOY, Brandon	r	4-10	0-1	1-3	3	6	4	9	0	1	0	1	0	0	19
01	CLYBURN, Kris	g	1-8	0-5	1-6	3	1	4	2	3	4	4	1	0	31	
34	JOHNSON, Jordan	g	5-12	1-2	8-8	0	2	2	3	19	5	1	0	1	31	
20	MOORING, JoJo	c	2-12	1-4	5-7	0	2	2	1	18	3	2	0	1	34	
03	HARDY, Amari	r	6-5	0-0	1-2	1	1	1	6	3	0	1	0	1	24	
11	DEMBOLE, Chevan	c	1-1	0-0	1-2	1	1	1	1	1	0	0	0	0	5	
14	BECK, Tervell	c	0-0	0-0	0-0	0	1	1	0	0	0	0	0	0	4	
34	DIONG, Cerkil Mbacke	c	4-4	0-0	1-1	0	6	6	4	9	0	1	4	2	16	
	Team															
	Totals		30-62	2-13	19-30	13	27	40	20	81	18	12	7	5	200	

FG % 1st Half: 14-32 43.8%	2nd half: 16-30 53.3%	Game: 30-62 48.4%	Deadball
3FG % 1st Half: 0-7 0.0%	2nd half: 2-6 33.3%	Game: 2-13 15.4%	Rebounds
FT % 1st Half: 7-12 58.3%	2nd half: 12-18 66.7%	Game: 19-30 63.3%	7

Officials: David Hall, Randy McCall, Verne Harris
Technical fouls: New Mexico-TEAM, UNLV-MCCOY, Brandon.
Attendance: 10546

Score by periods	1st	2nd	Total
New Mexico	35	50	85
UNLV	35	46	81

Last FG - NM 2nd-00:11, UNLV 2nd-01:15.
Largest lead - NM by 7 1st-12:52, UNLV by 11 2nd-06:48.
NM led for 17:58, UNLV led for 17:27, Game was tied for 40:33.

Game 21 - New Mexico 79, SDSU 75

Jan. 20, 2018 | Dreamstyle Arena - The Pit

Lobos do it again! UNM executes second-half comeback over SDSU

ALBUQUERQUE, N.M. --- For the second-straight game, The University of New Mexico men's basketball team executed a near-flawless second half to earn a four-point victory over a tough Mountain West opponent on Saturday night. UNM topped San Diego State at Dreamstyle Arena by a score of 79-75, coming back from a 10-point halftime deficit.

The Lobos (10-11, 5-3 MW) outscored the Aztecs (11-7, 3-4 MW) 41-27 in the second half of the win, despite SDSU leading for 32:28 on the night. With the victory, UNM is now riding a six-game win streak at home, is 4-1 over its last five games dressing just nine players and has moved into third place in the league.

"(This team) defies a lot of logic and I am just really proud to be a part of them right now. We've bottled something pretty cool," head coach Paul Weir said. "I don't know how long it's going to keep going, but we are just going to keep grinding and keep working right now. The only bad news from this game is that we are going right back to practice tomorrow morning because that's how we got here."

Senior Antino Jackson and junior Anthony Mathis each posted career-high points in the win. Jackson netted 24, surpassing his previous best of 23 which he achieved twice at Akron. Mathis, who entered the game with a career-best 18 points, scored 15 points in the first half and added six more in the second for a new career-high 21.

Jackson went 6-for-10 from behind the arc while Mathis was 4-for-7, contributing a combined 10 of UNM's 13 3-pointers on the night. Jackson also led the Lobos with six assists and did not commit a single turnover.

"On offense, I'm trying to take advantage of the freedom Coach Weir has given me to make plays, be efficient and to be the best I can be," Jackson said. "Our defense was kind of questionable in the first half, so our biggest thing coming into the second half was that we had to make shots, play better defense and get rebounds. And I think that's what we did. We made the adjustments, and that was the biggest thing."

Senior Joe Furstinger registered his sixth double-double, racking up 12 points and 10 rebounds. Freshman Makuach Maluach also turned in a huge effort for UNM, scoring 15 points that included a 6-for-7 stretch at the charity stripe.

Down by 12, 55-43, at the 17:04 mark, the Lobos reduced the SDSU lead to five over a 3:25 stretch, making it 55-50 on a Mathis and a Chris McNeal three as well as a Furstinger free throw.

The Aztecs extended their lead back to seven on layup before a Jackson three reduced it to four, 57-53, with 12:35 remaining.

The game continued in the same fashion, SDSU extending the lead, UNM closing the gap with a clutch three, until the final five minutes.

SDSU led by seven, 73-66, with 5:00 on the clock before UNM executed a 6-0 run on a pair of Jackson free throws, a Mathis three and another free throw from Maluach to cut the deficit to one, 73-72 with 3:42 left.

Just 43 seconds later, that 6-0 run turned into a 9-0 run as Jackson hit yet another three to take the lead for the first time since the 13:39 mark in the first half, 75-73, as the announced crowd of 11,418 roared.

A Pope dunk with 1:51 left tied the game for the second time, 75-75, but with 37 seconds left, Coach Weir took a timeout and with 22 seconds left, Jackson nailed a jumper to reclaim the lead, 77-75. Strong defense on the other end and a Furstinger rebound gave the Lobos the ball back and SDSU was forced to foul.

In remarkably similar fashion to Wednesday's game at UNLV, Furstinger clinched the victory with a pair of free throws with just one second left for the win.

The Lobos shot 41.4 percent from the floor and 44.8 percent from behind the arc while SDSU shot 44.3 percent overall and 38.1 percent from the floor. UNM was outrebounced 40-34 and outscored in the paint 34-18. UNM, which entered the game ranked 12th in the nation in turnover margin and turnovers forced, forced 12 turnovers on the night and committed a season-low five.

"The players that are playing right now have amazing courage. We're sticking together and playing our hearts out, every single one of us," Mathis said. "I know I can speak for myself, I'm exhausted, and like Coach Weir says, after every game, you should be exhausted and dead tired, and that's what I am now for sure."

The Lobos are on a bye week, next taking the court on Saturday, January 27 at 7 p.m. MT against Colorado State at home at Dreamstyle Arena - The Pit. The game will air live on ESPN3.

Game #21

San Diego State 75 • 11-7, 3-4 MW

#	Player	FG	FGA	FG-FGA	FT	FTA	FT-FTA	Off Def	Tot	PF	TP	A	T	Bk	Stl	Min
05	MCDANIELS, Jalen	r	6-7	0-0	1-1	1	6	7	4	13	0	1	0	0	0	27
11	MITCHELL, Matt	r	3-5	1-3	0-0	0	2	2	4	7	1	3	0	0	0	21
21	POPE, Malik	r	5-15	0-1	6-7	3	5	8	1	16	0	1	4	0	31	
00	WATSON, Devin	g	5-10	2-3	4-5	1	2	3	16	7	3	0	1	1	33	
03	KELL, Trey	g	2-8	1-4	0-0	2	4	6	1	5	2	3	0	1	30	
10	MONTANA, Max	c	3-8	2-5	0-0	1	5	6	2	8	3	0	1	0	20	
20	SHAKEL, Jordan	c	2-4	2-4	0-0	0	1	1	5	6	0	0	1	1	18	
24	NARAIN, Nolan	g	0-0	0-0	2-2	0	1	1	2	2	0	0	0	0	2	
42	HEMSLEY, Jeremy	c	1-4	0-1	0-0	1	2	2	2	0	1	0	0	0	16	
45	ROKERS, Kamaron	c	0-0	0-0	0-0	0	0	1	0	0	0	0	0	0	2	
	Team								3	1	4					
	Totals		27-61	8-21	13-15	12	28	40	25	75	13	12	6	3	200	

FG % 1st Half: 19-35 54.3%	2nd half: 8-26 30.8%	Game: 27-61 44.3%	Deadball
3FG % 1st Half: 5-11 45.5%	2nd half: 3-10 30.0%	Game: 8-21 38.1%	Rebounds
FT % 1st Half: 5-5 100.0	2nd half: 8-10 80.0%	Game: 13-15 86.7%	1

New Mexico 79 • 10-11, 5-3 MW

#	Player	FG	FGA	FG-FGA	FT	FTA	Off	Def	TP	PF	A	T	Bk	Stl	Min
05	FURSTINGER, Joe	r	3-6	0-0	6-9	2	8	10	4	12	3	1	1	1	34
11	SIMMONS, Jachal	r	3-2	0-0	0-1	4	1	5	2	0	0	0	0	0	17
15	PINCHUK, Vladimir	r	0-0	0-0	1-2	1	1	2	0	1	0	2	1	0	17
32	JACKSON, Antino	g	8-12	6-10	2-2	0	1	1	2	24	6	0	0	0	31
34	MATHIS, Anthony	g	7-12	4-7	3-3	0	5	3	21	0	0	0	0	1	28
01	MCNEAL, Chris	c	2-6	2-3	0-1	0	1	1	3	6	3	1	0	1	17
04	MONDRAGON, Mike	g	0-0	0-0	0-0	0	0	0	0	0	0	0	0	0	0
10	MALUACH, Makuach	c	4-13	1-4	6-7	0	1	1	25	1	0	1	0	1	27
14	KUIPER, Dane	c	0-7	0-5	0-0	0	3	3	0	0	0	0	0	0	25
Team															
Totals		24-58	13-29	18-25	11	23	34	16	79	13	5	3	4	200	

2017-18 BOX SCORES AND RECAPS

Game 22 - New Mexico 80, Colorado State 65 Jan. 27, 2018 | Dreamstyle Arena - The Pit

Three In a Row, Lobos Take Down Rams 80-65

ALBUQUERQUE, N.M. --- The University of New Mexico men's basketball team (11-11, 6-3 MW) forced 23 turnovers and racked up 13 3-pointers en route to its third-straight victory on Saturday night at Dreamstyle Arena - The Pit. The Lobos dominated the visiting Colorado State Rams (10-13, 3-7 MW) by a score of 80-65 to claim a solo third place in the Mountain West.

Four Lobos led the squad scoring in double figures including senior Joe Furstinger (13), junior Anthony Mathis (13) and senior Antino Jackson (12). Junior Troy Simons was the fourth double-digit scorer on the night, also posting a team-best 13 points in his return back to the court. Simons has not played in the last five games for UNM.

Jackson added a season-high 11 assists to his 13 points for UNM's second point-assist double-double of the season. Junior Chris McNeal tallied one in the first game of the season against Northern N.M., which marked the first for a Lobo since March 2, 2014.

"I thought this was a gritty game from the standpoint of 'this was a very easy let-up game' that we could have lost, and I'm proud of the guys for working through and getting a win," head coach Paul Weir said. "But I thought we slipped a little this week. I thought we were a little comfortable all the way around ... we didn't have the same edge. I thought that showed up a little bit tonight and we have to get that back every night."

The Lobos got the scoring started nearly a minute and a half into the game with a jumper by freshman Vladimir Pinchuk, followed closely by back-to-back layups from CSU's Che Bob and Furstinger to make it 4-2 UNM. Another Ram layup tied it for the second time, 4-4, at the 17:24 mark before Mathis drained his first of four 3-pointers to put UNM ahead - and the Lobos never looked back.

UNM worked to extend its lead to 15, 30-15, by the 8:32 mark on a Simons three before a CSU 10-2 run closed the Lobo lead back to seven, 32-25 with 5:05 left to play in the first half.

Colorado State got as close as six, 38-32, in the final stretch of the first half on a jumper by Deion James with 1:34 left. The Lobos finished the half on a 6-0 run that included a three for Simons and a last-second 3-pointer from Mathis for a 12-point halftime advantage.

Despite leading 44-32 at the half, the Lobos were outrebounded 16-8 in the first 20 minutes. UNM did however outshoot CSU 55.2-54.2 percent from the field and had a 12-2 advantage in turnovers at the break.

In the second half, Colorado State battled back, cutting the Lobo lead to six twice before closing the gap to five points with 9:02 left, 53-48. The Lobos went off on a 11-2 run to reclaim their double-digit lead, 64-50 and did not again allow the lead to dip below 10 points.

Furstinger sealed the Rams' fate with a dunk with 17 seconds left for the 80-65 final. He has been the last Lobo to score in each of UNM's last three victories, icing both comeback victories over UNLV and SDSU with a pair of free throws.

"Yeah, I mean it's always nice going on a little winning streak, but we're still not satisfied," Furstinger said. "We've still got to come out every night and compete with whatever team we play."

UNM dominated possession of the game, coming away with a 23-7 advantage in turnovers while posting nine steals to just four for CSU. Despite the double-digit win, the Lobos were outshot in each category (53.1-51.9% FG, 50.0-38.2% 3FG, 80.0-73.3% FT) and outscored in the paint 38-30. UNM did capitalize on its turnovers, scoring 30 points to just six for CSU off of turnovers. The Lobo bench also outscored that of the Rams 33-11.

The Lobos hit the road for their next two contests as they continue conference play at Utah State on Wednesday, Jan. 31 and again on Saturday, Feb. 3 at San José State. Wednesday's game at Utah State will air on the Mountain West Network at 7 p.m. MT.

Game 23 - New Mexico 80, Utah State 89 Jan. 31, 2018 | Dee Glen Smith Spectrum

Short-Handed Lobos Edged at Utah State

LOGAN, UTAH --- Despite dressing just seven players on Wednesday night, The University of New Mexico men's basketball team (11-12, 6-4 MW) closed a 15-point deficit to just three with one minute left before falling 89-80 on the road at Utah State (13-11, 6-5 MW). Four players saw 34 minutes or more on the floor to tie or set personal-highs for most minutes in a game.

Junior Anthony Mathis paced the Lobos in the near-comeback with a career-high 25 points in his career-high 36 minutes, followed by junior Chris McNeal with 21 points in his season-high 36 minutes. McNeal's 21 points marked his third time this season scoring 20+ points and his most points in a game since he scored 29 in the fourth game of the season against Tennessee Tech.

Senior Joe Furstinger played nearly the entire 40 minutes, tallying six points, nine rebounds, six assists, three blocks and one steal. Freshman Makuach Maluach was the third Lobo to register double figures, collecting 15 points, while finishing second on the team in rebounds with six.

"Unfortunately we just couldn't get any stops tonight...I'm disappointed we lost. I felt like we had a chance to win the game. We were not very good mentally tonight," head coach Paul Weir said. "I don't know if that was the distractions of guys not being here, I don't believe it's fatigue, but maybe it could have been."

"We're disappointed, we have to get better, we'll worry about some of the other distractions but we just made a lot of mental errors we can't make to win a basketball game like this and that's what's disappointing - there are no moral victories."

It was a game of stretches in Logan as both teams traded significant runs in the final 10 minutes of the match. Utah State led the majority of the game and built a 15-point lead at the 10:25 mark until a resilient, understarved UNM squad rallied back, pulling out a 9-0 run that included back-to-back threes from Mathis and junior Troy Simons to make it a six-point game, 70-64, with eight minutes to play.

The Aggies responded with a 9-0 run of their own, increasing the lead back to 15, 79-64 with 5:28 left on the clock.

The Lobos made a mad dash for the win over the ensuing four minutes, going on a 16-4 run that included a trio of Mathis 3-pointers and was capped by a triumphant Simons dunk to make it a three-point game, 83-80, with 1:03 left. Mathis went 6-for-10 from three on the night.

USU's Quinn Taylor hit a layup to make it a five-point game, 85-80, with 32 seconds left but Mathis racked up his fifth foul on the play, putting Taylor at the line for the and-one that put Utah State up six.

Another pair of Lobo fouls over the final 27 seconds added four more free throws from the Aggies for the 89-80 final.

On the night, the Lobos shot 48.3 percent from the field, normally enough for the victory as UNM entered the game 8-2 when shooting between 40-49.9 percent. Utah State fired at a clip of 56.4 percent, however, going 31-of-55 from the floor. Both teams scored 13 3-pointers as the Lobos finished 13-for-28 (46.4%) and the Aggies connected on 13-of-24 (54.2%).

The Lobos forced 13 turnovers and committed just 10 but were outrebounded 32-25.

Leading the Aggies was sophomore guard Koby McEwen who scored a career-high 31 points to go along with 13 rebounds. He went 10-of-15 from the floor including 6-of-8 from 3-point range and a perfect 5-for-5 from the free throw line. He led four Aggies in double figures. McEwen played all 40 minutes for Utah State as the team fielded just eight players on the court on the night.

The Lobos return to Albuquerque for just a day before hitting the road again, this time to San José State on Saturday, February 3 at 4 p.m. MT. The game will air live on AT&T SportsNet.

Game 24 - New Mexico 71, San José State 68 Feb. 3, 2018 | The Event Center

Lobos Win On the Road at San José State

SAN JOSE, CALIF. --- The University of New Mexico men's basketball team claimed a 71-68 victory over the San José State Spartans on Saturday marking its second road victory of the season and first in cherry uniforms. With the win, the Lobos once again even their record and claim sole possession of third place in the Mountain West.

UNM (12-12, 7-4 MW) was led by four players to score in double figures including senior Antino Jackson (17), junior Anthony Mathis (15), senior Joe Furstinger (12) and senior Sam Logwood (10). Furstinger also added seven rebounds, four offensive, a career-high tying four blocks, an assist and a steal.

With the loss, SJSU falls to 3-19 on the season and remains winless in the Mountain West (0-11).

The Lobos started out strong opening with 3-pointers from Mathis and junior Chris McNeal before going on a 10-0 run to make it an 11-point game, 13-2, at just 15:23 mark.

UNM stretched the lead to 13, the largest of the game, with 10:14 left in the first half on another Mathis three, making the score 21-8. Mathis went 4-of-8 from behind the arc on the night.

It was then that SJSU began a comeback that led to a three-point Spartan lead at the half. SJSU went on a 17-3 run over 5:24 to overcome the deficit and claim the lead, 25-24.

The score was tied twice more before UNM went into the half down 39-36. The Lobos are now 3-11 on the season when trailing at the half, 3-4 in conference play.

A Furstinger layup kicked off the second half and reduced the home-team lead to one, 39-38. After a good SJSU free throw, Jackson hit another three to give the Lobos back the lead, 41-40, with 17:23 left to play.

UNM went up by as much as six, 48-42, following a Mathis three and a Logwood layup before SJSU's Jaycee Hillman tied it up again, 53-53 with 8:35 left. The score was also tied at 57-57 and junior Troy Simons nailed two threes within 35 seconds to put the Lobos back up by one.

The final tie was a 62-62 score with 4:12 left when UNM's Logwood hit a layup followed by a Furstinger free-throw to put UNM up by three, 65-62, with 3:02 left.

Logwood drew a foul with 1:49 on the clock and the Lobos up by two, hitting both free throws to make it a four-point game. A Furstinger steal put the ball back in Logwood's hands for a layup for another six-point advantage, 69-63. SJSU went on a 5-1 run over 36 seconds to narrow it back to a two-point game, 70-68 until Logwood iced it with another free throw with two seconds left for the 71-68 final.

Mathis has now registered 11-straight games scoring in double digits. Overall, the Lobos were outshot 47.1-41.4 percent and outrebounded 43-19. However, UNM went 11-of-35 from behind the arc (31.4 percent) compared to 3-of-13 (23.1 percent) for the Spartans.

Saturday marked the first time this season that both the UNM men's and women's basketball teams won on the same day.

The Lobos return to action on Tuesday as they host (RV) Boise State at 8 p.m. on ESPN2 in Dreamstyle Arena - The Pit.

Game #22

Colorado State 65 • 10-13, 3-7 MW

#	Player	Total				3-Ptr				Rebounds				PF				TP				A	To	Bk	Stl	Min
		FG	FGA	FG%	FG-FGA	FT	FTA	Off	Def	Tot	PF	TP	A	To	Bk	Stl	Min									
01	BOB, Che	4	15	0	1	0	0	6	1	1	2	9	1	3	0	2	26									
20	JAMES, Deion	8	15	0	1	2	0	6	3	9	2	17	1	5	1	31										
03	MITCHELL, Raquan	3	10	2	6	0	0	3	3	6	2	8	2	2	0	40										
15	BONNER, Anthony	2	5	0	0	2	2	0	3	3	4	6	2	3	0	1	27									
32	CARVACHO, Nico	5	7	0	0	4	4	8	7	15	4	14	2	4	1	31										
13	JENKINS, Lorenzo	2	5	2	3	0	0	2	2	3	6	1	4	0	0	20										
14	BERWICK, Robbie	2	2	0	0	1	2	0	0	1	5	2	3	0	0	18										
22	RYAN, Logan	0	0	0	0	0	0	1	0	0	1	0	0	0	0	6										
Team										1				2												
Totals		26	49	5	10	8	10	15	20	35	19	65	11	23	2	4	200									

FG % 1st Half: 13-24 54.2% 2nd half: 13-25 52.0% Game: 26-49 53.1%
3FG % 1st Half: 4-6 66.7% 2nd half: 4-8 25.0% Game: 5-10 50.0%
FT % 1st Half: 2-2 100.0 2nd half: 6-8 75.0% Game: 8-10 80.0%

New Mexico 80 • 11-11, 6-3 MW

#	Player	Total		3-Ptr		Rebounds		PF	TP	To	Bk	Stl	Min					
		FG	FGA	FG	FGA	FT	FTA											
05	FURSTINGER, Joe	6	9	0	1	1	2	1	3	4	1	13	2	1	1	2	33	
15	PINCHUK, Vladimir	3	5	0	0	1	2	0	1	2	7	0	1	1	0	17		
03	JACKSON, Antino	4	8	2	6	0	0	2	12	11	1	0	2	2	0	28		
14	KUIPER, Dane	0	3	0	3	2	2	0	1	1	2	4	0	2	0	25		
32	MATHIS, Anthony	9	4	9	1	2	1	1	2	3	13	0	0	0	0	26		
01	MCNEAL, Chris	1	5	1	4	0	0	1	1	0	3	1	0	1	0	15		
10	MALUACH, Makuach	3	5	1	3	2	2	1	2	3	2	3	0	3	0	30		
13	SIMMONS, Jachai	3	4	2	3	0	0	0	0	1	8	1	0	0	0	9		
31	SIMONS, Troy	4	6	3	5	2	2	1	0	0	13	1	1	0	4	17		
Team								2		1								
Totals		28-54		13-34		11-15		7		8		15		13		80		23 7 4 9 200

1st Half: 16-18 55.2%				2nd half: 12-25 48.0%				Game: 28-54 51.9%				Deabold Rebounds
FG % 1st Half: 46.4%				FG % 2nd Half: 48.0%				FG % Game: 48.1%				
FT % 1st Half: 45.6%				FT % 2nd Half: 77.8%				FT % Game: 63.5%				

FG % 1st Half: 16-29 55.2% 2nd half: 12-25 48.0% Game: 28-54 51.9%
3FG % 1st Half: 8-18 44.4% 2nd half: 5-16 31.3% Game: 13-34 38.2%
FT % 1st Half: 4-6 66.7% 2nd half: 7-9 77.8% Game: 11-15 73.3%

Officials: Randy McCall, Shawn Lehigh, Ryan McDaniel
Technical fouls: Colorado State-MITCHELL, Raquan. New Mexico-TEAM.
Attendance: 12438

Score by periods	1st	2nd	Total
Colorado State	32	33	65
New Mexico	44	36	80

Last FG - CSU 2nd-01:24, NM 2nd-00:17.
Largest lead - CSU None, NM by 15 1st-08:32.
CSU led for 00:00, NM led for 38:05. Game was tied for 01:55.

Game #23

New Mexico 80 • 11-12, 6-4 MW

#	Player	Total		3-Ptr		Rebounds		Off		Def		PF		TP		A		To Bk		Stl		Min
		FG	FGA	FG	FGA	FT	FTA	Off	Def	Tot	PF	TP	A	To	Bk	Stl	Min					
05	FURSTINGER, Joe	7	9	0	0	0	0	4	1	5	3	15	0	1	1	1	32					
14	KUIPER, Dane	1	6	0	3	4	0	2	2	2	2	5	1	1	0	1	27					
01	MCNEAL, Chris	9	15	3	6	2	2	0	2	2	21	3	1	0	0	36						
10	MALUACH, Makuach	6	9	2	3	1	1	2	4	6	12	5	3	0	1	34						
32	MATHIS, Anthony	8	13	6	10	3	3	0	2	2	5	25	3	0	0	36						
04	MONDRAON, Mike	0	0	0	0	0	0	0	0	0	0	0	0	0	0	2						
31	SIMONS, Troy	3	11	2	6	0	0	1	2	3	8	1	0	1	0	25						
Team								1		2												
Totals		29-60		13-28		9-10		8		17		25		16		80		18	10	3	4	200

FG % 1st Half: 13-35 37.1% 2nd half: 16-25 64.0% Game: 29-60 48.3%
3FG % 1st Half: 5-17 29.4% 2nd half: 8-11 72.7% Game: 13-28 46.4%
FT % 1st Half: 4-4 100.0 2nd half: 5-6 83.3% Game: 9-10 90.0%

Utah State 89 • 13-11, 6-5 MW

#	Player	Total		3-Ptr		Rebounds		PF		TP		A		To Bk		Stl		Min
		FG	FGA	FG	FGA	FT	FTA	Off	Def	Tot	PF	TP	A	To	Bk	Stl	Min	
01	TAYLOR, Quinn	7	9	0	0	1	2	4	1	5	3	15	0	1	1	1	32	
25	BROWN JR., Dwayne	6	13	3	5	0	0	2	3	5	1	15	2	1	1	3	34	
01	MC EWEN, Koby	9	10	5	6	5	5	0	13	13	2	31	6	5	0	3	40	
03	MERRILL, Sam	5	9	3	6	5	6	0	3	3	2	18	3	2	0	0	35	
24	BRITO, Diego	2	5	0	2	2	2	1	2	3	0	6	3	2	0	0	38	
01	MC EWEN, Koby	0	0	0	0	0	0	0	0	0	0	0	0	0	0	0	38	
28	HENSON, Daron	1	4	1	3	1	2	1	0	1	4	4	0	0	0	0	13	
30	PORTER, Abel	0	0	0	0	0	0	0	0	0	0	0	0	1	0	0	31	
Totals		31	55	13	24	14	17	9	23	32	12	89	15	3	3	3	200	
3PG 1st Half: 15-29 51.7%		2nd half: 16-26 61.5%		Game: 31-55 56.4%		Game: 13-24 54.2%		Deadball										
3PG 1st Half: 6-13 46.2%		2nd half: 7-11 63.6%		Game: 13-24 54.2%		Game: 13-24 54.2%		Rebounds										
3PG 2nd Half: 3-4 75.0%		Game: 13-24 54.2%		Game: 13-24 54.2%		Game: 13-24 54.2%												

2017-18 BOX SCORES AND RECAPS

Game 25 - New Mexico 71, Boise State 70 Feb. 6, 2018 | Dreamstyle Arena

Lobos Drop Heartbreaker to (RV) Boise State, 73-71

ALBUQUERQUE, N.M. --- The University of New Mexico men's basketball team suffered a narrow 73-71 loss to (RV) Boise State after leading by as many as 13 points on Tuesday night in Dreamstyle Arena - The Pit. The Lobos led by six with 1:47 left but an 8-0 run by the Broncos over the final minute sealed the Lobo loss.

Boise State (20-4, 10-2 MW) led for just 2:34 the entire night while the Lobos (12-13, 7-5 MW) held the advantage for 36:28 before the final Bronco push.

"Their offensive rebounding really hurt us, and our offensive ineptitude really got us in the second half," head coach Paul Weir said. "We, unfortunately, turned the ball over at some really inopportune times, on some really basic plays."

"...Our defense really stepped up tonight and had a pretty good game, and our offense really let us down...We have to get better offensively, it was a rough night."

The Lobos ultimately outshot the Broncos 46.2 percent to 43.5 percent from the floor, but UNM had a commanding 55.2 percent to 39.3 percent advantage at the halfway mark. In the second half, Boise State roared back with a 47.1 shooting percentage while UNM shot just 34.8 percent from the field.

UNM dominated from behind the arc, connecting on 11 3-point attempts while the Broncos scored just four from 3-point land. Tuesday's contest marked the sixth straight game that the Lobos have scored 10 3-pointers or more, a feat which the squad has achieved 17 times this season. UNM also entered the game ranked seventh in the nation in 3-pointers made per game (11.0).

Junior Anthony Mathis led the Lobos in scoring with 17 points, going 4-for-6 from behind the arc, 5-for-10 from the floor, followed by classmate Dane Kuiper (11 points, 5 rebounds) and senior Antino Jackson (10 points, 3 assists). Senior Joe Furstinger collected eight points and seven rebounds along with a new career-high five blocks.

Mathis is riding a 12-game streak scoring in double figures.

The Lobos began the game with high energy in front of their home crowd of 11,357, getting out to an early four-point lead, 10-6. The early advantage was fueled by a quick eight points from Kuiper, who tallied a pair of threes and a jumper in the first 3:32 of the game.

Boise State called its first timeout when junior Chris McNeal hit a three to make it 19-14 and the Broncos came out of the timeout to tie it, 19-19. The Broncos called three of their four timeouts in the first half of the game.

With 6:24 left in the first half, Kuiper hit a jumper to put UNM up by three, 28-25. It was then that Mathis posted back-to-back 3-pointers to jump ahead by nine, followed by a pair of free throws for a 10-0 run, eight of which were off the fingertips of Mathis.

UNM went into the break with a commanding 11-point lead, 40-29, and was able to maintain at least a five-point advantage until the 5:12 mark in the second half when Boise State cut it to four. The teams went back-and-forth but the Lobos went up by seven on a pair of free throws from senior Antino Jackson with 3:03 left.

It was then that the Broncos turned up the gas, closing on a 10-2 run from there for the win.

The Lobos led with 53 seconds on the clock, 71-68, but after BSU standout Chandler Hutchison stole the ball from junior Troy Simons and followed it with a dunk, the Lobos found themselves up by just one, 71-70, with just 22 seconds left. A defeated-looking Lobo squad then took a timeout, committed a turnover, missed a 3-point attempt and committed a foul, all within 11 seconds.

Hutchison hit a layup to take the lead 72-71 with 16 seconds left, and was followed with a free throw from Justinian Jessup to clinch the win with nine seconds on the clock.

The close, intense game finished in surprising fashion as both teams got into a scuffle following the expiration of the game clock.

Hutchison helped lead BSU with 23 points and 12 rebounds on the night after posting eight points and four rebounds in the first half. Chris Sengfelder was Boise State's leading scorer with 24 points to go along with eight rebounds.

The Lobos are set to return to action on Saturday, Feb. 10, as they travel to Air Force for a 2 p.m. contest to be aired live on ESPN3.

Game 26 - New Mexico 92, Air Force 100 Feb. 10, 2018 | Clune Arena

Maluach Scores 26, Lobos Outpaced by AF, 100-92

USAF, COLO. --- Despite registering its highest point total since Nov. 21 against Tennessee Tech, The University of New Mexico men's basketball team was outpaced by the Air Force Falcons on Saturday afternoon by a final score of 100-92. Six Lobos scored in double figures including a career-high 26 points from freshman Makuach Maluach en route to the loss.

UNM falls to 12-14 overall, 7-6 in conference play, while Air Force improves to 10-13, 4-7 in the Mountain West.

The Lobos were led in scoring by Maluach, junior Anthony Mathis (15), senior Sam Logwood (14), junior Troy Simons (11), senior Antino Jackson (10) and junior Chris McNeal (10). Jackson also posted his second point-assist double-double of the season, adding 10 assists to his 10 points. He also tied Logwood with a team-high five rebounds.

For the second-straight game, UNM failed to maintain its halftime lead, having led the Falcons 53-46 at the break. Maluach had an impressive showing in the first half, pacing the Lobos with 15 points on a perfect 6-of-6 from the floor while going 3-for-3 from behind the arc.

The game started out slow with neither team in double digits by the first media timeout (9-3), but the momentum picked up and the Lobos got ahead by 10 at the 11:04 mark on a 3-pointer by Simons, 21-11. The Lobos did not trail in the first half, shooting 58.6 percent from the field and 60.0 percent from 3-point range.

It all changed in the second half.

Air Force exploded out of the locker room with a 12-0 run to take a five-point lead at the 15:19 mark in the second half, 58-53. In that opening 4:41, the Lobos were whistled for six fouls including a pair on Mathis and one on Simons, Kuiper, Maluach and Pinchuk. Four of which were called within 36 seconds to quickly put Air Force close to bonus territory.

Simons scored a layup to cut the deficit to three before fouling to put Air Force's Trevor Lyons at the line for a pair of free throws.

A Maluach 3-pointer and a Simons dunk tied the game at 60-60 with 13:42 to play before the Lobos got out to a 3-point lead with 12:04 on the clock on a Maluach layup.

Air Force responded with a 15-2 run to take a commanding 10-point lead with 7:33 left. The Lobos battled but would get no closer than five points the rest of the way.

The Lobos went 11-for-12 from the free throw line over the final seven minutes of the contest to finish 22-for-28 on the night (78.6 percent),

The Lobos shot 50 percent from the floor on the night for the fifth time this season and finished 51.9 percent from behind the arc. Air Force fired at a clip of 59 percent from the floor, 27.8 percent from 3-point range. The Falcons finished 88.5 percent from the charity stripe.

Air Force outscored UNM in the paint (56-26), off of turnovers (22-13), off of second-chance points (11-3), on the fast break (10-2) and from the bench (33-27). The Falcons also outrebounded UNM 33-24.

Air Force was led by five scorers in double figures including Lyons with a team-high 16.

The Lobos will return to action at home on Wednesday, Feb. 14 for the Lobos Love Pink game against Utah State. Tipoff is scheduled for 7 p.m. and the game will air live on the Mountain West Network.

Game 27 - New Mexico 78, Utah State 63 Feb. 14, 2018 | Dreamstyle Arena

Lobos Tie Record in 15-point Win Over Utah State

ALBUQUERQUE, N.M. --- The University of New Mexico men's basketball team earned a 15-point victory over Utah State on Wednesday night at Dreamstyle Arena - The Pit, tying a 20-year-old program record for most 3-pointers in a season with 301 (1997-98). Junior Anthony Mathis went off on the night, tying his career-high 25 points en route to the 78-63 win.

Mathis not only tied his career-high in total points, which he set on Jan. 31 at Utah State, but notched a new career-best seven 3-pointers in a single game, which ties for ninth all-time in Lobo history. He paced four Lobos in double figures including freshman Makuach Maluach (16), senior Sam Logwood (10) and junior Chris McNeal (10).

Logwood tallied three dunks in the game, including two within the last 1:30, and Maluach had two.

With the win, the Lobos improve to 8-6 in the Mountain West, 13-14 overall, while Utah State falls to 7-7 in league play, 14-13 on the season.

"I thought our depth, more than anything, wore them down a little bit," head coach Paul Weir said. "I felt that as an overall team, if we could wear them down, that it would give us a good chance to win and fortunately, it did tonight."

"I thought we did a much better job in the second half of just moving the ball ... That's the way I like basketball. I just love team, fundamental-oriented basketball, and it's fun to watch when you're doing it."

The first half of the contest was a tough one for the Lobos. UNM shot just 39.4 percent compared to 54.2 percent for the Aggies and Utah State led for 14:13 of the opening period.

Maluach hit a 3-pointer to bring the Lobos within two, 27-25 with 4:14 left in the first half before Mathis, who had scored just a pair of free throws, went off for 11 straight points including three 3-pointers over 2:50. Mathis helped UNM close the first half 14-7 for a two-point advantage at the break, 36-34.

Utah State captured the momentum in the start of the second half, rallying for an 8-0 run on an opening dunk and a pair of 3-pointers by Aggie leader-scorer Sam Merrill, forcing Coach Weir to call a timeout with the Lobos trailing by six, 42-36. Merrill finished with a career-high 33 points including 7-of-8 from behind the arc.

Out of the timeout, the Lobos began to pile back on the pressure, going on a 7-0 run, capped by a three from junior Dane Kuiper, to jump back ahead by one, 43-42, at the 16:17 mark.

Neither team was able to get out by more than two for 5:10, until a pair of Aggie free throws put USU up by four, 50-46, at the 11:07 mark. A layup from senior Joe Furstinger closed the gap back to two and it wasn't until a Maluach dunk with 8:32 on the clock sparked a dominant Lobo offense.

Maluach's dunk broke the sixth tie of the game to put the Lobos back on top 54-52 and marked the beginning of an 11-0 UNM run over 1:39 to take an 11-point advantage, the largest lead of the game to that point. The run consisted of a trio of back-to-back Mathis 3-pointers (9 points) within 1:07.

The run put the game out of reach for the winded Aggies and the Lobos closed the game on a pair of Logwood dunks over the final 1:30 for the final 15-point victory.

The win comes after the Lobos led to Utah State on the road earlier this season by a score of 89-80 with just seven players in uniform. The Lobos had cut to a 15-point deficit to three with just one minute left before the Aggies held on for the win in Logan.

Mathis scored 20 of his 25 points within a 3:50 span finishing 8-for-12 on the night, 7-of-10 from behind the arc and 2-for-2 at the charity stripe. He also collected a pair of steals and three rebounds.

"I was just waiting for my opportunity to get my shot up. It didn't really happen in the first ten minutes," Mathis said. "After I saw that first guy go down, every time I saw a clean look at the rim, I was just going to let it go."

Furstinger led the Lobos with seven rebounds while senior Antino Jackson followed with six rebounds and a team-best three steals. Maluach went 7-of-12 from the floor and added a block, a steal and three rebounds.

The Lobos went 53.1 percent from the floor in the second half for a total average of 46.2 percent on the night, compared to 51.3 percent for the Aggies. The Lobos also dominated in fast-break points (24-9), points in the paint (36-14) and points off of turnovers (23-8). UNM forced 23 turnovers on the night.

The Lobos get a little rest over the weekend and return to action on Tuesday, Feb. 20, at Wyoming. Tipoff is scheduled for 7 p.m. live on AT&T SportsNet.

Game #25

Boise State 73 • 20-4, 10-2 MW

#	Player	FG-GA	FG-FGA	FT-FTA	Off	Def	TP	PF	A	To	Blk	Stl	Min		
11	HANEY, Zach	2-10	0-1	4-4	4	3	7	1	8	0	2	0	27		
43	SENGFELDER, Chris	8-11	2-3	6-6	7	1	8	1	24	1	1	0	32		
02	WILLIAMS, Lexus	2-4	1-2	0-0	0	0	5	0	0	1	0	1	12		
03	JESSUP, Justinian	0-2	0-0	1-2	0	4	2	1	2	1	0	0	28		
15	HUTCHISON, Chandler	g	10-16	0-2	3-3	0	12	12	3	23	2	2	1	4	32
00	DICKINSON, Marcus	g	2-9	1-3	0-0	0	3	3	1	5	0	0	0	29	
05	HARWELL, Malek	g	0-0	0-0	1-2	0	0	0	0	1	0	0	0	3	
22	JARDINE, Casdon	g	0-1	0-1	0-0	0	0	0	0	0	0	0	0	1	
33	WACKER, David	g	0-1	0-0	0-0	1	4	5	0	0	1	0	8		
34	HOBBES, Alex	g	3-8	0-0	0-0	1	0	1	6	1	2	0	1	28	
	Team				1	0	1								
Totals		27-62	4-12	15-17	14	27	41	14	73	6	10	1	8	200	
3FG 1st half:		11-28	3.9%	2nd half:	16-34	47.1%	Game:		27-62	43.3%	Deadball				
3FG 1st half:		1-7	14.3%	2nd half:	3-5	60.0%	Game:		4-12	33.3%	Rebound				
FT 1st half:		6-10	60.0%	2nd half:	9-11	81.8%	Game:		15-17	88.2%					

FG % 1st Half: 11-28 39.3% 2nd half: 16-34 47.1% Game: 27-62 43.5%
3FG % 1st Half: 1-7 14.3% 2nd half: 3-5 60.0% Game: 4-12 33.3%
FT % 1st Half: 6-6 100.0 2nd half: 9-11 81.8% Game: 15-17 88.2%

New Mexico 71 • 12-13, 7-5 MW

#	Player		FG-FA	FG-FTA	FT-F	Off	Def	TP	PF	A	To	Blk	Stl	Min	
05	FURSTINGER, Joe	f	3-6	0-0	2-2	0	7	7	2	8	2	1	5	1	37
10	MALUACH, Makuach	f	2-5	0-0	1-2	0	0	5	5	0	1	0	0	11	
01	MCNEAL, Chris	g	2-6	2-5	0-0	0	2	2	0	6	5	0	0	1	21
14	KUIPER, Dane	g	4-6	2-4	1-2	0	5	5	0	11	1	1	0	2	23
32	MATHIS, Anthony	g	5-10	4-6	3-4	0	0	1	17	1	1	0	1	29	
02	LOGWOOD, Sam	g	4-9	0-0	0-0	2	3	5	4	8	2	1	0	1	31
03	JACKSON, Antino	g	2-7	2-6	4-4	0	2	2	1	10	3	4	0	0	21
31	SIMONS, Troy	g	2-3	1-2	1-2	1	4	5	2	6	1	1	1	2	27
	Team					0	0	0							200
Totals			24-52	11-23	12-16	3	23	26	15	71	15	11	6	8	200

3FG % 1st Half: 16.7%	55.2%	2nd Half: 8.7%	34.8%	Game: 24.52	46.2%	
3FG % 1st Half: 6.4%	44.0%	2nd Half: 10.2%	24.3%	Game: 11.53	75.0%	
3FG % 1st Half: 2.2	100.0%	2nd Half: 10.4	14.3	Game: 11.53	75.0%	

Deadball	Rebounds
1	1

FG % 1st Half: 16-29 55.2% 2nd half: 8-23 34.8% Game: 24-52 46.2%
3FG % 1st Half: 6-14 42.9% 2nd half: 9-19 55.6% Game: 11-23 47.8%
FT % 1st Half: 2-2 100.0 2nd half: 10-14 71.4% Game: 12-16 75.0%

Officials: John Higgins, Randy McCall, Mike Sophers
Technical fouls: Boise State-WILLIAMS, Lexus, New Mexico-None.
Attendance: 11,357

Score by periods

	1st	2nd	Total
Boise State	29	44	73
New Mexico	40	31	71

Last FG - BSU 02:00-04, NM 02:00-01.
Largest lead - BSU by 13 02:00-04, NM by 13 01:01-42.
BSU led for 11:47, NM led for 36:28. Game was tied for 01:45.

Score tied - 3 times.

Lead changed - 4 times.

Game #26

New Mexico 92 • 12-14, 7-6

#	PLAYER	FG-FGA	FT-FTA	PF	TP	A	To	Blk	Stl	Min				
10	MALUACH, Makuach	f 10-14	6-7	0	1	3	4	26	1	3	0	38		
34	KUIPER, Dane	f 0-4	0-3	4-4	0	2	2	2	4	0	2	1	0	26
01	MCNEAL, Chris	g 4-10	1-5	1-2	0	1	1	2	10	1	2	0	1	26
02	LOGWOOD, Sam	g 3-7	0-0	8-10	2	3	5	2	14	0	2	0	0	21
31	SIMONS, Troy	g 4-8	3-4	0-0	0	4	3	11	3	1	0	0	31	
03	JACKSON, Antino	g 3-7	2-4	2-4	0	5	5	4	10	4	0	1	25	
11	SIMMONS, Jachai	g 1-1	0-0	0-0	0	0	0	1	2	0	1	0	8	
15	PINCHUK, Vladimir	g 0-0	0-0	0-0	1	0	1	4	0	0	0	0	7	
32	MATHIS, Anthony	g 3-5	2-4	7-8	1	0	1	15	0	2	0	1	18	
	Team				1	1	1							
Totals		28-56	14-27	22-28	6	18	24	26	92	15	17	1	6	200
FG % 1st Half: 17-29 58.6%		2nd half: 11-27 40.7%		Game: 28-56 50.0%		Deaball								
FT % 1st Half: 9-15 60.0%		2nd half: 9-15 60.0%		Game: 18-22 81.8%		4								
FT % 1st Half: 10-12 83.3%		2nd half: 12-16 75.0%		Game: 22-28 78.6%										

FG % 1st Half: 17-29 58.6% 2nd half: 11-27 40.7% Game: 28-56 50.0%
3FG % 1st Half: 9-15 60.0% 2nd half: 5-12 41.7% Game: 14-27 51.9%
FT % 1st Half: 10-12 83.3% 2nd half: 12-16 75.0% Game: 22-28 78.6%

Air Force 100 • 10-13, 4-7

#	Player	Total	3-Ptr	Rebounds	FT-FTA	PF	TP	A	To	Blk	Stl	Min			
12	SCOTTIE, Lavelle	f	7-12	0-1	1-1	2	4	6	3	15	1	2	1	0	22
34	SWAN, Ryan	f	6-12	0-3	5-5	3	7	10	2	17	1	2	2	1	30
02	SIPLES, CJ	g	3-4	0-1	3-4	0	1	1	5	9	5	1	0	1	20
03	TOMES, Sid	g	3-7	2-6	2-2	0	3	3	5	10	5	1	0	1	31
20	LYONS, Trevor	g	4-9	0-0	8-9	1	4	5	4	16	3	0	0	0	32
00	MORRIS, Caleb	g	5-6	0-1	4-5	1	1	2	0	14	2	0	0	0	18
13	BROWN, LeSean	g	0-0	0-0	0-0	0	0	0	0	0	1	0	0	0	2
15	WAIN, Jacob	g	3-4	1-2	0-0	1	1	2	5	7	3	3	1	1	34
23	MANNING, Ryan	g	2-3	2-3	0-0	0	1	1	0	6	0	0	0	0	12
30	TOOHEY, Frank	g	0-0	0-0	0-0	1	1	2	0	0	0	0	0	1	5
44	VAN SOULEN, Keaton	g	3-4	0-1	0-0	1	0	1	6	0	0	2	0	1	14
	Team					0	1	3							200
Totals		36-61	5-18	23-26	9	24	33	27	100	25	5	5	1	0	200

2017-18 BOX SCORES AND RECAPS

Game 28 - New Mexico 119, Wyoming 114 Feb. 20, 2018 | Arena-Auditorium

Lobos Break Records, Put Up 119 at Wyoming

LARAMIE, WYO. --- The University of New Mexico men's basketball team earned an exciting 119-114 victory on the road at Wyoming on Tuesday night, marking the first time the Lobos have claimed a win inside Arena-Auditorium since January 2014. The Lobos' 119 points is a record for most points allowed by Wyoming in their home arena in the history of the program.

- The Lobos notched several records on the night and had multiple notable performances including:
- UNM broke the all-time program record for most 3-pointers in a season (301). The new record is now set at 314.
 - The Lobos broke the record for most points scored in a conference game, previously 113 set against Utah on Jan. 28 1978.
 - With a total score of 233 points between both squads, the Lobos broke the record for most points scored in a conference game by both teams (previously 209).
 - Senior Sam Logwood and junior Troy Simons finished the game with 24 points apiece off of the bench, tying for 11th all-time in Lobo history for most points scored off the bench.
 - Freshman Makuach Maluach now ranks 9th in Lobo history in most points scored by a freshman (278).

With the win, the Lobos improve to 9-6 in Mountain West play, 14-14 on the season, and claim solo fourth place in the league standings. Wyoming drops to sixth in the standings with an 8-7 record, 17-11 overall. Prior to Tuesday's game, Wyoming was 11-3 at home including a pair of victories over the top two teams in the league, No. 20 Nevada and (RV) Boise State.

The Lobos went led on the night by Logwood and Simons who collected 24 points apiece. Logwood went 11-for-12 from the floor collecting nine rebounds while Simons was 8-for-11 on the night including 4-for-6 from behind the arc.

Four other Lobos scored in double figures including Maluach (20), junior Chris McNeal (17), junior Dane Kuiper (11) and junior Anthony Mathis (10). Mathis extends his double-figure streak to 15 games.

As a team, the Lobos fired at a clip of 61.7%, though allowed the Cowboys to shoot 57.8% from the floor. Wyoming outshot the Lobos from 3-point range 56.5 percent to 48.1 percent, though both teams netted 13 3-pointers.

"I thought in the second half to start, I thought we were pretty good. We got a little bit of a lead there," head coach Paul Weir said. "And then that last 10 minutes was as wild as 10 as I've ever been a part of. From the fouling to the up-and-down, it was just kind of a really weird game. I'm thankful we got the win, but I don't think I've ever been part of a game like that."

After heading into the half up by two, 55-53, the Lobos came out of the locker room letting up five straight points to allow Wyoming to get out to a 3-point lead. It was then that the Lobos went off on a 12-0 run that included a Simons jumper, steal and 3-pointer all within 10 seconds. The run was sparked by a 3-pointer from Antino Jackson and capped by a dunk by Logwood for a nine-point Lobo lead, 67-58, with 16:50 on the clock.

In a game that had eight lead changes, the Lobos never trailed again, getting out to a 10-point lead with 8:40 left and extending it to a game-high 15-point lead with 3:19 left on a 3-pointer by Mathis, 99-84. From that point, the Lobos scored 20 more points over the final stretch, 18 of which came from free throws.

Wyoming continued to penetrate the Lobo defense to close out the game, reducing the 15-point UNM advantage to just five as time expired. The Cowboys hit a pair of clutch 3-pointers with less than 21 seconds on the clock and scored 12 points over the last 36 seconds of the contest.

Both teams combined for an incredible 64 fouls (32 apiece) en route to 59 combined free throws made. The Lobos scored a season-high 32 points from the stripe while the Cowboys notched 27, the most against UNM this season.

Maluach scored 12 of his 20 points on the night from the free-throw line, going 12-for-15, followed by McNeal who was 10-for-12.

The Lobos return to action on Sunday, February 25 as they take on UNLV in a special 12 p.m. contest to be aired live on CBS Sports Network. The Runnin' Rebels will be looking for revenge after the Lobos claimed an 85-81 victory on the road earlier this season, marking the first road win of the season

Game 29 - New Mexico 91, UNLV 90 Feb. 25, 2018 | Dreamstyle Arena - The Pit

Lobos Outlast UNLV 91-90 in Sunday Thriller

ALBUQUERQUE, N.M. --- The University of New Mexico men's basketball team topped UNLV 91-90 at home on Sunday afternoon in thrilling fashion as freshman Makuach Maluach nailed the go-ahead 3-pointer with 16 seconds left for the win. The Lobos were led by five players scoring in double figures including senior Sam Logwood who notched his first double-double of the season.

With the victory, the Lobos (15-14,10-6 MW) move into a tie for third place in the Mountain West with two games remaining in the regular season. UNLV slips to 19-10, 8-8 in conference play to remain seventh in the league.

"UNLV played a very good basketball game," head coach Paul Weir said. "We missed a lot of layups and a lot of loose balls ended up their hands. It seemed like we couldn't catch a break in the second half, but thankfully we were able to close the game."

Junior Anthony Mathis paced the Lobo scoring effort, going 4-for-6 from the floor, 3-for-5 from 3-point range and a perfect 7-for-7 from the free throw line for 18 points. Logwood followed with 17 points to go along with 10 rebounds while Maluach and senior Joe Furstinger collected 13 points apiece. Junior Dane Kuiper rounded out the double-digit scoring with 10 points.

Furstinger also registered a pair of blocks on the day, including his 100th career block. He now ranks eighth all time in Lobo history with 101.

UNM led for 30:37 of the game and held a nine-point lead with 7:56 left in the contest before UNLV pulled within two, 78-76, after a 10-3 run with 5:19 to go. Mathis hit a three with 4:54 remaining to extend the Lobo lead back to five, 81-76, but UNLV's Jovan Mooring answered with one of his own to reduce the margin back to two, 81-79 with 4:35 left.

The Runnin' Rebels took the lead when freshman standout Brandon McCoy completed a three-point play to put UNLV ahead 82-81 with 3:48 left, marking their first lead since the 2:33 mark of the first half. Over the next three minutes, the lead changed four times and a layup from Maluach tied it 88-88 with 44 seconds left.

UNLV took another two-point lead after Mooring knocked down two of three free throws to make it 90-88 with 30 seconds on the clock before the Lobos got the ball back.

With the clock winding down, senior Antino Jackson found Maluach on the perimeter. The freshman drilled the go-ahead three from the right side with 16 seconds left to put the Lobos back on top, 91-90.

UNLV had the final possession, hoping for the last-second shot for the win. With 10.5 seconds left, the Runnin' Rebels called their final timeout to draft a play. UNLV moved the ball into the lane to leading scorer Johnson who kicked it out to Kris Clyburn on the perimeter, but Clyburn missed and the putback attempt failed as time expired.

The Lobos had entered the second half down by one, 42-41 after jumping out to a strong start. UNM took an eight-point lead, 11-3, in the first three minutes of the game on an 11-1 run capped by three from junior Dane Kuiper. UNLV responded with a 9-0 run to take a one-point lead, 12-11 at the 13:25 mark in the first half. The Lobos got away back as by as much as seven points before UNLV took a five-point lead with 4:24 left.

UNM whittled it down and jumped ahead by three on a pair of Furstinger free throws with 1:43 left and again on a pair of McNeal free throws with three seconds left.

UNLV scored a buzzer-beating layup to cut UNM's lead to one at the half, 42-41.

Both teams scored 49 points in the second half for the 91-90 final. The Lobos outshot the Runnin' Rebels 50 percent to 48.3 percent on the night and went 24-for-29 from the free throw line for 82.8 percent, compared to 28-of-40 (70%) for UNLV. UNM also led in points off the bench, 29-15.

UNLV dominated in the paint (46-30), in rebounds (39-28), in second-chance points (16-4) and in fast-break points (18-3).

The Lobos will travel to face Colorado State on Wednesday, Feb. 28 at 7 p.m. in Moby Arena in Fort Collins, Colo.

Game #28

New Mexico 119 • 14-14, 9-6 MW

#	Player	Total	FG-FGA	3-PT	FT-FTA	Rebounds	PF	TP	A	To	Blk	Stl	Min		
##	FURSTINGER, Joe	14	4-5	0-1	1-1	2	3	5	9	0	5	1	0	14	
01	MCNEAL, Chris	17	3-8	1-5	10-12	0	0	0	4	17	6	5	0	3	26
03	JACKSON, Antino	9	1-3	1-2	0-0	0	1	1	3	3	2	4	0	2	24
10	MALUACH, Makuach	20	3-7	2-3	12-15	1	1	2	3	20	2	0	0	21	25
14	KUIPER, Dane	11	3-4	3-4	2-2	0	5	5	2	11	2	0	0	0	27
22	LOGWOOD, Sam	11	11-12	0-0	2-3	1	8	9	2	24	2	3	0	0	30
00	SIMMONS, Jachai	0	0-2	0-2	0-0	0	1	1	0	0	0	0	0	0	5
15	PINCHUK, Vladimir	0	0-1	0-0	1-4	1	2	3	4	1	1	0	0	0	11
31	SIMONS, Troy	8	8-11	4-6	4-6	0	6	6	4	24	1	1	0	0	25
32	MATHIS, Anthony	10	4-7	2-4	0-0	0	2	2	5	10	0	1	0	1	13
Team						0	0	0							
Totals		119	37-60	13-27	32-43	5	29	34	32	119	17	20	1	9	200

FG % 1st Half: 19-32 59.4% 2nd half: 18-28 64.3% Game: 37-60 61.7%
3FG % 1st Half: 8-18 44.4% 2nd half: 1-2 50.0% Game: 9-23 39.1%
FT % 1st Half: 8-14 57.1% 2nd half: 23-29 79.3% Game: 32-43 74.4%

Wyoming 114 • 17-11, 8-7 MW

#	Player	Total	FG-FGA	FG-FGA	FT-FTA	Rebounds	PF	TP	A	To	Blk	Stl	Min		
02	MOEMEKA, Andrew	11	2-3	0-0	0-0	0	1	1	5	4	0	0	15		
20	DALTON, Hayden	9	7-14	5-8	2-2	0	6	6	4	21	4	0	0	30	
01	JAMES, Justin	9	6-12	1-2	10-15	0	5	3	23	4	0	1	2	36	
10	KELLEY, Cody	3	3-4	1-1	0-0	0	1	1	2	7	2	1	0	18	
12	MALDONADO, Hunter	0	0-3	0-1	2-2	0	1	2	2	0	4	0	1	14	
00	REDDING, Nyaires	2	2-4	1-2	2-2	0	2	2	5	7	3	3	0	19	
03	AKA GORSKI, Alexander	3	3-6	1-4	5-6	0	2	2	5	12	1	1	0	12	
15	HERNDON, Alan	1	1-1	0-0	0-0	0	3	3	1	2	1	3	0	7	
13	AVERBUCK, Sam	0	0-0	0-0	0-0	0	0	0	1	0	0	0	0	4	
14	MUELLER, Austin	2	2-2	1-1	0-0	0	0	0	1	5	0	0	0	11	
24	ADAMS, Louis	11	11-15	3-4	6-11	1	3	4	3	31	4	1	1	28	
Team						3	0	3							
Totals		114	37-64	13-23	27-38	4	24	28	32	114	19	18	2	7	200

FG % 1st Half: 17-30 56.7% 2nd half: 20-34 58.8% Game: 37-64 57.8%
3FG % 1st Half: 6-11 54.5% 2nd half: 7-12 58.3% Game: 13-23 56.5%
FT % 1st Half: 13-15 86.7% 2nd half: 14-23 60.9% Game: 27-38 71.1%

Officials: Mike Reed, Eric Curry, Deron White
Technical fouls: New Mexico-None, Wyoming-ADAMS, Louis.
Attendance: 4321

Score by periods	1st	2nd	Total
New Mexico	55	64	119
Wyoming	53	61	114

Last FG: UNLV 2nd-00:26, WYO 2nd-00:02.
Largest lead - NM by 15 2nd-03:15, WYO by 3 1st-04:19.
NM led for 35:35, WYO led for 02:02. Game was tied for 02:23.

Game #29

UNLV 90 • 19-10, 8-8 MW

#	Player	Total	FG-FGA	3P-FGA	FT-FTA	Rebounds	PF	TP	A	To	Blk	Stl	Min		
##	JUSTISON, Shakur	10	8-15	0-0	2-2	5	8	13	4	18	1	2	0	0	37
24	BECK, Tervell	1	2-2	0-0	1-4	0	1	1	0	5	1	0	0	1	18
44	MCCOY, Brandon	1	4-7	0-0	7-9	4	4	8	3	15	0	2	1	1	23
24	JOHNSON, Jordan	9	7-12	2-2	9-12	2	4	6	2	25	9	4	0	0	37
20	MOORING, Jovan	9	1-4	1-2	9-11	0	1	1	4	12	1	2	0	0	24
00	GREEN, Jay	0	0-0	0-0	0-0	0	0	0	1	0	0	0	0	0	0
01	CLYBURN, Kris	3	3-7	1-3	0-2	1	1	2	0	7	1	0	0	0	28
03	HARDY, Amauri	2	2-8	0-0	0-0	0	3	3	2	4	3	1	0	0	17
11	DEMELLE, Cheickna	1	1-2	0-0	0-0	0	0	0	1	2	0	0	0	0	8
34	DIONG, Cheikh Mbacke	1	1-3	0-0	0-0	1	2	3	4	2	1	0	0	0	8
Team						0	2	2							
Totals		90	29-60	4-7	28-40	13	26	39	21	90	17	11	1	1	200

FG % 1st Half: 15-35 42.9% 2nd half: 14-25 56.0% Game: 29-60 48.3%
3FG % 1st Half: 1-2 50.0% 2nd half: 3-5 60.0% Game: 4-7 57.1%
FT % 1st Half: 10-12 83.3% 2nd half: 18-28 64.3% Game: 28-40 70.0%

New Mexico 91 • 15-14, 10-6 MW

#	Player	Total	FG-FGA	FG-FGA	FT-FTA	Reb	PF	TP	A	To	Blk	Stl	Min		
##	LOGWOOD, Sam	17	7-12	1-1	2-2	1	9	10	2	17	0	0	0	0	26
10	MALUACH, Makuach	9	5-7	2-2	1-2	1	2	3	4	13	2	0	0	0	20
01	MCNEAL, Chris	9	1-5	0-3	2-2	0	2	2	2	4	2	2	0	0	23
14	KUIPER, Dane	3	3-4	2-2	2-2	0	2	3	0	10	0	1	0	0	22
31	SIMONS, Troy	9	4-7	1-4	0-1	1	2	3	3	9	2	2	0	0	26
03	JACKSON, Antino	2	2-7	2-5	0-0	0	0	0	4	6	5	2	0	0	17
05	FURSTINGER, Joe	14	5-10	1-4	9-11	0	3	5	13	0	2	0	0	1	18
15	PINCHUK, Vladimir	0	0-2	0-0	1-2	1	1	2	3	1	0	1	0	1	17
32	MATHIS, Anthony	16	4-6	3-5	7-7	0	0	0	3	18	0	2	0	0	31
	Team					0	3	3							
Totals		91	28-56	11-22	24-29	4	24	28	29	91	11	10	3	2	200

FG % 1st Half: 11-25 44.0% 2nd half: 17-31 54.8% Game: 28-56 50.0%
3FG % 1st Half: 3-9 33.3% 2nd half: 8-13 61.5% Game: 11-22 50.0%
FT % 1st Half: 17-19 89.5% 2nd half: 7-10 70.0% Game: 24-29 82.8%

Officials: Tom O'Neill, Michael Irving, Kelly Self
Technical fouls: UNLV-None, New Mexico-None.
Attendance: 12080

Score by periods	1st	2nd	Total
UNLV	41	49	90
New Mexico	42	49	91

Last FG: UNLV 2nd-01:43, NM 2nd-00:16.
Largest lead - UNLV by 5 1st-04:24, NM by 11 2nd-14:07.
UNLV led for 07:32, NM led for 30:37. Game was tied for 01:51.

Game 30 - New Mexico 108, Colorado State 87 Feb. 28, 2018 | Moby Arena

Lobos Make History, Top CSU 108-87 on the Road

FORT COLLINS, COLO. --- The University of New Mexico men's basketball team broke more records in its 108-87 victory on Wednesday night at Colorado State, clinching a first-round bye in the 2018 Mountain West Tournament. UNM's 21-point victory margin marks the most ever over the Rams in Fort Collins, the previous high was 19 in 2008.

If that stat isn't enough, the victory also marks the first time in program history that the Lobos have notched back-to-back 100-point games on the road. UNM has only scored 100+ points on the road eight times in program history.

The victory extends UNM's win streak to a season-best four and moves the Lobos to 16-14 overall, 11-6 in Mountain West play. Eleven conference wins marks the most since UNM went to the NCAA Tournament in 2014. Colorado State falls to 11-20, 4-14 MW.

"Our offense is in a really good rhythm right now. I think we've got a great balance of transition, some inside scorers, some outside scorers and getting to the free throw line," head coach Paul Weir said. "Turnovers are still an issue ... I didn't think we were as sharp as I would have liked throughout the entire 40 minutes.

"I'm glad to be a favorite on the road and actually go out and handle our business. We've had some games where we didn't do that ... but I thought tonight we showed a bit of growth there. You've got to give Colorado State credit, I thought they played well in the second half."

The Lobos were led by seven players in double figures, the most in a conference game this season, paced by senior Joe Furstinger who collected a career-high 22 points on a near-perfect performance. He went 6-of-7 from the floor and a perfect 10-for-10 from the free throw line while adding a pair of blocks. He also led the Lobos with seven rebounds on the night.

The next-leading scorer was senior Sam Logwood (15) followed by junior Anthony Mathis (14), senior Antino Jackson (13), freshman Makuach Maluach (12) and juniors Chris McNeal and Troy Simons with 10 apiece. Jackson also added nine assists, nearly reaching a rare point-assist double-digit.

The Lobos jumped out to an early start on Wednesday and didn't let up en route to the sweep of the Rams.

UNM quickly got ahead by six, 11-5 before exploding on a 10-0 run to jump out to a 16-point lead, 21-5, just 5:39 into the contest. The Lobos extended the lead to 20 at the 10:03 mark on a 3-pointer by McNeal, 32-12 before making it a 30-point game with 5:01 left on a jumper by Simons. CSU clipped but couldn't shave more than four points off the deficit before the end of the half.

The halftime score was 58-32 in favor of the Lobos for a 26-point advantage.

At the break, UNM was firing at a blistering clip of 71.4 percent from the floor (20-28), marking the highest shooting percentage in the first half this season.

In the second half, Colorado State went on an 8-0 run over 1:03 to make it a 21-point game, 63-42, with 17:49 on the clock, forcing Coach Weir to call a timeout. The Lobo lead fluctuated between 25 and 17 for the next 7:41 until Colorado State got the game to 16 points on a 6-0 run that included a pair of jumpers and a layup.

Coach Weir called his final timeout and junior Dane Kuiper hit a jumper before three straight free throws from CSU made it a 15-point game, 98-83. The Lobos went on an 8-2 run on layups by Mathis and Mal