



SHOCKERS



5

WICHITA STATE (0-4, 0-0 AAC) at **NEW MEXICO** (4-0, 0-0 MWC)
UNM Thanksgiving Classic • Friday, Nov. 24, 2017 • 8:00 p.m. CT
Albuquerque, N.M. • Dreamstyle Arena (15,411)

WICHITA STATE

NEW MEXICO

Overall	AAC	Record	Overall	Conf.
0-4	-	Record	4-0	-
0-1	-	Home	4-0	-
0-3	-	Away	-	-
-	-	Neutral	-	-
L4	-	Streak	W4	-
-	-	AP / Coaches	-/-	-
-	-	NCAA RPI*	-	-

* - First RPI Rankings Dec. 1

Keitha Adams	Head Coach	Mike Bradbury
0-4	1 st	Current School
411-250	22 nd	Overall
		197-132
		2 nd

Individual Leaders

Rangie Bessard	15.0	Points	Cherise Beynon	18.8
Rangie Bessard	9.3	Rebounds	Jaisa Nunn	9.5
Keke Thompson	4.0	Assists	Cherise Beynon	7.5
Rangie Bessard	5	Blocks	Antonia Anderson	5
Keke Thompson	6	Steals	Cherise Beynon	12

Rank	Total	Team Stats	Total	Rank
287	58.0	Offense	92.2	11
255	71.8	Defense	76.0	296
299	-13.8	Scoring Margin	16.3	67
195	-0.3	Rebound Margin	1.8	160
258	11.5	Assists	16.5	82
268	2.0	Blocks	3.3	168
196	7.8	Steals	9.8	99
179	0.2	Turnover Margin	7.3	32
225	0.7	A-T0 Ratio	1.7	17
249	37.4	FG %	43.1	109
334	49.0	FG % Defense	39.4	182
289	4.3	3-Pointers	8.0	69
288	25.4	3-Point %	35.2	99
57	75.0	FT %	71.9	110

STARTERS & KEY RESERVES

Probable Starters	Ht	Wt	Pts	Reb
F 35 Rangie Bessard	6-1	R-Sr.	15.0	9.3
F 40 Angiee Tompkins	6-2	Jr.	10.8	5.8
G 5 Jelliah Preston	5-7	Sr.	8.3	1.5
G 4 Diamond Lockhart	5-5	R-Sr.	6.5	3.5
G 1 Keke Thompson	5-2	Sr.	6.8	3.0

Key Reserves	Ht	Wt	Pts	Reb
G 3 Aundra Stovall	5-2	Sr.	4.0	1.0
G 10 Tamara Lee	5-7	Sr.	5.0	2.0
F 11 Sabrina Lozada-Cabbage	6-2	Jr.	3.8	1.8
F 22 Alyssia Faye	6-1	Fr.	0.5	0.3
G 30 Cesaria Ambrosio	6-0	Jr.	0.0	2.5

STARTING FIVE

► Wichita State opens the UNM Thanksgiving Classic Friday vs. the host school New Mexico at 8 p.m. CT in Albuquerque, N.M. The Shockers will play three games in three days against New Mexico, Illinois and UC Irvine.

1 ON THE AIR: All three games can be heard locally on the radio via KNSS 1330 AM or 98.7 FM with the voice of Shocker Women's Basketball Steve Strain calling the action. Strain begins his fourth season broadcasting games for the women's program.

2 WSU/UNM CONNECTIONS: Wichita State senior guard **Diamond Lockhart** and New Mexico freshman guard both attended Red Oak High School in Red Oak, Texas, just not during the same time period. Redshirt senior guard **Jaleesa Chapel** and New Mexico freshman Jasmine Smith both attended DeKanay High School in Texas, as well.

3 THANKSGIVING HOOPS: Wichita State is participating in a Thanksgiving tournament for the fourth consecutive season. The Shockers were in the Cancun Challenge (2016: 1-2), FIU Thanksgiving Classic (2015: 1-1) and Paradise Jam (2014: 2-1) the previous three years. In all, Wichita State has competed in 22 Thanksgiving holiday tournaments in program history - dating back to 1976.

4 CATCHING UP WITH THE LOBOS: New Mexico is coming off four home wins to start the season. The Lobos have defeated Western Michigan (88-76), No. 16 Marquette (88-87), Northern New Mexico (107-66) and New Mexico State (86-75). The win over No. 16 Marquette was New Mexico's first victory over a ranked opponent since 2010. Jaisa Nunn set a Lobo record with 39 points (14-15 FG) to go with 13 rebounds in the win over Marquette. They followed that performance by setting a school record in the win over Northern New Mexico. UNM's 107 points broke the school record of 106 set in 1979. Cherise Beynon leads a group of five players averaging double-figures at 18.8 points per game. Nunn is posting a near double-double with 17.8 points and 9.5 rebounds per game. Madi Washington (15.0), Tesha Buck (12.8) and Emily Lines (10.0) round out the double-digit scorers.

5 WICHITA STATE-TENNESSEE LEFTOVERS: Wichita State saw a familiar face in former assistant coach Bridgette Gordon, who is now an assistant at Tennessee - her alma mater. Senior **G Diamond Lockhart** scored a season-high 13 points, marking her first double-digit scoring effort since Jan. 20, 2017 vs. Bradley when she scored 11 points. It matched her season-high in all of 2016-17 as well. Senior **F Rangie Bessard** posted her second straight game with 10 or more rebounds, but came up one point shy of a double-double.

TUNING IN

TELECAST	N/A
Talent:	N/A
Streaming:	Mountain West Network
RADIO	Shocker Radio // KNSS 1330 AM/98.7 FM
Talent:	Steve Strain
Streaming:	N/A
LIVE STATS	ShockerStats.com
FACEBOOK	@GoShockersWBB
TWITTER	@GoShockersWBB
YOUTUBE	wsuathletics
INSTAGRAM	goshockers / goshockerswbb

2017-18 SCHEDULE/RESULTS

Date	Opponent	Time	TV
Nov 10	at Creighton	L, 61-66	
Nov 14	at Oklahoma State	L, 67-91	FS PLUS
Nov 18	SOUTH DAKOTA	L, 48-62	SHOCKER HD
Nov 20	at #12/18 Tennessee	L, 56-68	SECN+
Nov 24	at New Mexico ^	8 PM	MWC Network
Nov 25	vs. Illinois ^	1 PM	
Nov 26	vs. UC Irvine ^	1 PM	
Nov 29	MISSOURI STATE	7 PM	SHOCKER HD
Dec 1	WESTERN ILLINOIS	12 PM	SHOCKER HD
Dec 7	at Missouri State	7 PM	
Dec 9	UMKC	2 PM	SHOCKER HD
Dec 15	CHICAGO STATE \$	7 PM	SHOCKER HD
Dec 16	ALCORN STATE \$	6 PM	SHOCKER HD
Dec 20	at South Dakota State	7 PM	
Dec 30	TULSA *	2 PM	ESPN3
Jan 2	at Houston *	7 PM	
Jan 6	at UCF *	1 PM	ADN
Jan 10	MEMPHIS *	7 PM	SHOCKER HD
Jan 13	at Tulane *	4:30 PM	
Jan 16	SMU *	7 PM	SHOCKER HD
Jan 21	USF *	3 PM	CBSSN
Jan 27	at Memphis *	1 PM	
Jan 30	at ECU *	6 PM	ADN
Feb 3	HOUSTON *	2 PM	ADN
Feb 7	CINCINNATI *	7 PM	COX
Feb 10	at UConn *	12 PM	SNY/ESPN3
Feb 14	TEMPLE *	7 PM	COX
Feb 17	at SMU *	2 PM	
Feb 24	TULANE *	2 PM	COX
Feb 26	at Tulsa *	7 PM	ADN

^ - UNM Thanksgiving Classic (Albuquerque, N.M. / Dreamstyle Arena)

\$ - Shocker Winter Classic (Wichita, Kan.)

* - American Athletic Conference game

+ - American Athletic Conference Tournament (Uncasville, Conn. / Mohegan Sun Arena)

MEDIA RELATIONS

WESTON PLETCHER

Asst. Director of New Media/WBB

✉ wpletcher@goshockers.com

📞 316-347-1925

📠 316-978-5447



2017-18 WICHITA STATE NUMERICAL ROSTER

No.	Name	Pos.	Ht.	Yr.
1	KEKE THOMPSON Montgomery, Ala. / Carver HS	G	5-5	Sr.
3	AUNDRA STOVALL Arlington, Texas / Sequin HS	G	5-2	Sr.
4	DIAMOND LOCKHART Red Oak, Texas / Red Oak HS / Texas Tech	G	5-5	R-Sr.
5	JELIAH PRESTON Houston, Texas / Klein Forest HS / Blinn CC	G	5-7	Sr.
10	TAMARA LEE Edmond, Okla. / Edmond Santa Fe HS / Butler CC	G	5-8	Sr.
11	SABRINA LOZADA-CABBAGE Santa Fe, N.M. / Santa Fe HS	F	6-2	Jr.
12	FANNY HAKANSON Stockholm, Sweden	G	5-8	Fr.
13	RAVEN PRINCE Oklahoma City, Okla. / Butler CC / Millwood HS	F	6-1	Jr.
15	KHADY SENE Mbour, Senegal / Lycee Cald Mbour	F	6-1	So.
22	ALYSSIA FAYE Valence, France / Lycée Jean Mermoz HS	F	6-2	Fr.
25	JALEESA CHAPEL Spring, Texas / DeKaney HS	G	5-9	R-Sr.
30	CESARIA AMBROSIO Fully, Switzerland / Redlands CC	G	6-0	Jr.
35	RANGIE BESSARD Rosharon, Texas / Minnesota / Manvel HS	F	6-1	R-Sr.
40	ANGIEE TOMPKINS Orlando, Fla. / South Georgia Tech / Charlotte HS	F	6-2	Sr.
42	ASIA HENDERSON Hope Mills, N.C. / South View HS	F/C	6-3	Fr.

PRONUNCIATION KEY

Cesaria Ambrosio (*Ces-AR-ia Am-BRO-gio*)
Rangie Bessard (*RAN-gee*)
Fanny Hakanson (*HOCK-an-son*)
Alyssia Faye (*Aleesia*)
Jeliah Preston (*JUH-lia*)

Khady Sene (*HAD-dee Suh-NAY*)
Aundra Stovall (*AWN-dra*)
Ewa Laskowska (*EV-uh Lass-kow-ska*)
Bill Damuth (*DAME-uth*)

QUICK FACTS

GENERAL INFORMATION

Institution Wichita State University
Location Wichita, Kan.
Enrollment 15,081
Founded 1895 (as Fairmount College)
Nickname Shockers
Mascot WuShock
Colors Black and Yellow
Affiliation NCAA Division I
Conference American Athletic
President Dr. John Bardo
Alma Mater (Year) Cincinnati ('70)
Athletic Director Darron Boatright
Alma Mater (Year) Murray State ('98)
Athletic Department Phone (316) 978-3251
Website www.goshockers.com
Twitter @goshockerswbb @goshockerslive

"THE ROUNDHOUSE"

Arena Name Charles Koch Arena
Court Name Devlin Court
Capacity 10,506
Opened Dec. 3, 1955 (renovated/renamed in Fall, 2003)

HISTORY

First Year of Basketball 1905-06
All-Time Record **570-652** (44th Season)
Record in Charles Koch Arena 346-218
Conference Titles (Last) 3 (2015)
Conference Tournament Titles (Last) 3 (2015)

POSTSEASON

NCAA Appearances 3
Last Appearance 2015
NCAA Tournament Record 0-3
WNIT Appearances (Most Recent) 4 (2012)
WBI Appearances (Most Recent) 1 (2010)

COACHING STAFF

Head Coach **Keitha Adams** (Southwestern '89)
Associate Head Coach **Ewa Laskowska** (Pitt State, '99)
Assistant Coach **Bill Damuth** (Texas at Tyler '95)
Assistant Coach **Kelli Willingham Bagley** (UTEP '14)
Dir. of Operations **Jayson Miller** (Pitt State '94)
Strength & Conditioning **Zach Margolis** (N. Arizona '08)
Athletic Trainer **Lindsay Luinstra** (Wichita State '12)

WICHITA STATE MEDIA RELATIONS

Women's Basketball Contact **Weston Pletcher**
Email wletcher@goshockers.com
Office 316-978-5447
Cell 316-347-1925
Mailing Intercollegiate Athletics
1845 Fairmount Street
Wichita, KS 67260-0018



AMERICAN PRESEASON POLL

1.	UConn (11)*	121
2.	USF (1)	110
3.	Temple	98
4.	UCF	91
5.	SMU	79
6.	Tulane	73
7.	Memphis	53
8.	Cincinnati	50
9.	Tulsa	43
10.	Wichita State	31
11.	Houston	27
12.	ECU	16

* Unanimous Selection

KEITHA ADAMS RADIO SHOW

► Mondays, 7-8 p.m. // 98.7 FM/KNSS 1330 AM

Beginning Oct. 30, join host Mike Kennedy on Monday evenings for the Keitha Adams Show, live from A.J.'s Sports Bar & Grill at 13th and Greenwich.

Show dates: Oct. 30, Nov. 27, Dec. 4, Dec. 11, Dec. 18, Jan. 8, Jan. 15, Jan. 22, Feb. 5, Feb. 12, Feb. 19 and March 12

No Show: Nov. 6, Nov. 13, Nov. 20, Dec. 25, Jan. 1, Jan. 29, Feb. 26, March 5

SHOCKER SPORTS REPORT

► Tuesdays, 9 p.m. // COX YurView (HD 2022)

Host Mike Kennedy recaps the week in Wichita State highlights and headlines and takes fans inside the huddle through in-depth interviews with a notable lineup of coaches and student-athletes. The show format has moved from a weekly airing to bi-weekly telecasts.

WICHITA STATE HEAD COACHES

Larry Thye	1974-78
Kathryn Bunnell	1978-83
Karen Harden	1983-89
Linda Hargrove	1989-98; 2017
Darryl Smith	1998-03
Jane Albright	2003-08
Jody Adams	2008-17
Keitha Adams	2017-Present

WICHITA STATE HEAD COACHING RECORDS

Larry Thye	32-56 (.364)
Kathryn Bunnell	71-73 (.493)
Karen Harden	63-98 (.391)
Linda Hargrove	119-143 (.454)
Darryl Smith	74-68 (.521)
Jane Albright	48-95 (.336)
Jody Adams	161-115 (.583)
Kirk Crawford*	2-0 (1.000)
Keitha Adams	0-4 (.000)

* Interim head coach in 2016-17

HOME OPENERS

Date	Opponent	Result
1974	McPherson	W, 59-32
Dec. 13, 1975	St. Mary's-Plains	W, 62-46
Nov. 22, 1976	Tabor	L, 52-62
Nov. 19, 1977	Missouri	L, 49-84
Nov. 17, 1978	Fort Hays State	L, 56-70
Nov. 29, 1979	Cowley CC	W, 78-56
Nov. 21, 1980	Fort Hays State	W, 107-82
Nov. 19, 1981	Phillips	W, 97-33
Nov. 29, 1982	Fort Hays State	W, 71-60
Nov. 29, 1983	Kansas State	L, 53-68
Nov. 30, 1984	Oklahoma City	W, 84-63
Nov. 23, 1985	Tulsa	W, 70-50
Dec. 5, 1986	UTEP	W, 69-60
Dec. 8, 1987	Kansas State	L, 53-75
Nov. 30, 1988	Oral Roberts	W, 83-61
Nov. 28, 1989	Kansas State	L, 65-87
Nov. 17, 1990	Colorado	L, 52-89
Nov. 27, 1991	Sam Houston State	L, 59-63
Dec. 1, 1992	Canisius	W, 76-62
Dec. 1, 1993	Kansas	L, 56-75
Dec. 6, 1994	Oral Roberts	W, 89-65
Nov. 28, 1995	Kansas State	L, 44-54
Nov. 27, 1996	Arkansas State	W, 75-65
Dec. 13, 1997	Tulsa	W, 80-51
Nov. 17, 1998	UMKC	W (OT), 69-64
Nov. 21, 1999	Lamar	W, 103-64
Nov. 25, 2000	Oral Roberts	W, 75-69
Nov. 20, 2001	Oklahoma State	W, 71-66
Nov. 26, 2002	Oklahoma State	W, 76-66
Nov. 21, 2003	Arkansas	L, 72-81
Nov. 21, 2004	Charlotte	L, 60-83
Nov. 19, 2005	San Diego State	W, 91-79
Nov. 19, 2006	Hofstra	L, 72-79
Nov. 12, 2007	Texas Southern	W, 57-40
Nov. 15, 2008	Colorado State	W (OT), 76-69
Nov. 20, 2009	Western Illinois	W, 70-45
Nov. 12, 2010	Arizona	L (OT), 72-81
Nov. 12, 2011	Northwestern State	W, 77-49
Nov. 18, 2012	UTSA	W, 50-36
Nov. 8, 2013	IPFW	W, 69-46
Nov. 11, 2014	Creighton	W, 65-56
Nov. 18, 2015	Missouri	L, 37-57
Nov. 13, 2016	Creighton	W, 62-54
Nov. 18, 2017	South Dakota	L, 48-62

UNM THANKSGIVING CLASSIC



Friday, Nov. 24



8 p.m. CT



vs. New Mexico



Saturday, Nov. 25



1 p.m. CT



vs. Illinois



Sunday, Nov. 26



1 p.m. CT



vs. UC Irvine

2017-18 AMERICAN CONFERENCE STANDINGS

Team	AAC	PCT.	OVR	Pct.
USF	0-0	.000	4-0	1.000
UConn	0-0	.000	3-0	1.000
Cincinnati	0-0	.000	3-1	.750
Temple	0-0	.000	3-1	.750
Houston	0-0	.000	2-1	.667
Tulane	0-0	.000	2-2	.500
Tulsa	0-0	.000	2-2	.500
UCF	0-0	.000	2-2	.500
ECU	0-0	.000	1-2	.333
Memphis	0-0	.000	1-3	.250
SMU	0-0	.000	1-3	.250
Wichita State	0-0	.000	0-4	.000

MEDIA REQUESTS

Credential Requests

All requests for working press, radio, television, photography or scouting credentials and parking passes should be made by emailing Weston Pletcher, Assistant Director for Media Relations, at wpletcher@goshockers.com, at least 24 hours before game time. Press row seating at Charles Koch Arena, Home of Devlin Court is for working media only. All space for the working press, radio and television is allocated by the Wichita State Strategic Communications Office, which reserves the right to deny credentials to any outlet. Spouses, dates, children and non-workers are restricted from press row. Any abuse of a working credential will result in the media agency losing credential privileges. Single-game credentials can be picked up the day of a game at the North Tunnel Entrance of Charles Koch Arena, the home of Wichita State Women's Basketball.

WICHITA STATE WEBSITE - GOSHOCKERS.COM

Visit the official Wichita State University Athletics website at goshockers.com. The official American Athletic Conference website is theamerican.org.

IN-GAME LIVE STATS

Wichita State University has partnered with StatBroadcast Systems to provide stats technologies, namely its StatMonitr wireless stat monitors and online media stats at Wichita State home games this season. To access live game stats on your personal laptop, visit shockerstats.com.

WEEKDAY INTERVIEWS

Media wanting to interview players or coaches during the week must make arrangements through the Wichita State Media Relations Office. Please contact Weston Pletcher at (316) 347-1925 or email wpletcher@goshockers.com.

POSTGAME INTERVIEWS

The visiting team coach and select players will be available in the Charles Koch Arena media room following a 10-minute cooling off period. Wichita State's Keitha Adams and players will follow the visiting coach and players. A member of the Wichita State Media Relations staff will solicit media requests for players at the final media timeout. After the game, those players will be escorted to the interview area along with their coaches by a member of that school's media relations office as well as a representative of Wichita State Media Relations.



MATCHUP NOTES

OVERALL	UNM Leads 2-0
Home (Charles Koch Arena)	0-0
Away	0-2
Neutral Site	0-0
Current Streak	UNM, Won 2
Longest WSU Winning Streak	N/A
Longest SD Winning Streak	W2, 1997-98
Largest WSU Margin of Victory	N/A
Largest SD Margin of Victory	14 (71-57), 11/21/1998

THE SERIES VS. NEW MEXICO

- Wichita State and Tennessee have met on the hardwood only two times, with the last time coming November 21, 1998.
- The Lobos hold a 2-0 advantage in the all-time series, with an average margin of victory of 13.0.
- Wichita State is 0-2 vs. New Mexico in Albuquerque.

LAST MEETING

- New Mexico won the last matchup, a 71-57 win in Albuquerque on Nov. 21, 1998.
- Diamond Lockhart and TaQuandra Mike led the way with 11 points apiece. The game marked the first time Rangie Bessard suited up for the Shockers. She finished with nine points and five steals in her debut.
- As a team, Wichita State converted on only 39.6 percent of its shots and turned the ball over 23 times. UT only made 38 percent of its attempts and also finished with 20 turnovers.

ABOUT THE LOBOS

- Located in Albuquerque, N.M., the University of New Mexico has an enrollment of 28,500 as a member of the Mountain West Conference. New Mexico returns five letterwinners, including three starters off last year's squad that finished 15-15 and 10-8 in the MWC.
- Returning starters include leading scorer Cherise Beynon, Alex Lapeyrolerie and Mykiel Burfelson. Beynon was picked for the Mountain West Conference Preseason Player of the Year, while Tesha Buck earned Mountain West Preseason Newcomer of the Year honors and N'Dea Flye as the Preseason Freshman of the Year. The Lobos were picked to finish fourth in MWC this season.
- Beynon already ranks in the top 15 for career points, field goals made and attempted, three-pointers made and attempted, assists and steals at New Mexico.
- In their first four games of the season the Lobos are averaging 92.2 points per game and allowing 76.0. New Mexico has made 43.1 percent of its field goals, while holding opponents to a 39.4 percent clip.
- Mike Bradbury enters his second season as the head coach and 11th season overall as a head coach. Bradbury has a career record of 197-132.

UP NEXT

Following the UNM Thanksgiving Classic, Wichita State returns to Charles Koch Arena for two straight home games beginning with Missouri State on Wednesday, Nov. 29 at 7 p.m.

ABOUT WICHITA STATE

► Wichita State is 0-4 to start the 2017-18 campaign after losses to Creighton (61-66), Oklahoma State (67-91), South Dakota (48-62) and No. 13/18 Tennessee (56-68). Senior F **Rangie Bessard** leads Wichita State in scoring (15.0), rebounding (9.3) and blocks (5) through four games. Senior F **Angiee Tompkins** is the only other Shocker averaging double-figures at 10.8 points and 5.8 rebounds, while shooting a team-best 58 percent from the field.

► Bessard has scored in double-digits in three of the team's first four contests to open the season. She is far and away the current leader in double-figure scoring games for Wichita State with 48 career games of 10 or more points. Out of those 48 games, she has led the team in scoring 30 times. Bessard picked up her first double-double of the season vs. South Dakota (15 points, 11 rebounds) and 15th of her career.

► Wichita State is averaging 58.0 points per game and allowing 71.7. Through four games Shocker opponents are shooting 49 percent overall. On the offensive side of the ball, Wichita State is making a shade under 40 percent (37.4) of its shots, including 25.4 percent from long range. WSU has converted on 75.0 percent of its attempts from the free throw line. The Shockers have outrebounced their opponents in two of the first four contests.

2016-17 SEASON REVIEW

► Wichita State bounced back after a down 2015-16 campaign to win seven more games in 2016-17. The Shockers finished a game below .500 at 15-16 overall, including a 9-9 mark in the Missouri Valley Conference good for a fifth place finish in the league standings.

► The Shockers picked up a win in the MVC Tournament over the No. 4 seed Southern Illinois Salukis, 73-60, to advance to the semifinals against No. 1 Drake. Wichita State had the top-seeded Bulldogs down 33-27 at halftime before a furious third quarter rally put Drake ahead for good.

► Then junior forward **Rangie Bessard** earned First Team All-MVC honors after averaging 17.3 points and 7.6 rebounds a game. In the two MVC Tournament games Bessard averaged a double-double with 28.5 points and 13.0 rebounds to put her on the MVC All-Tournament Team.

► Senior **TaQuandra Mike** was named to the MVC All-Defensive Team. Mike, WSU's third-leading scorer at 8.4 points a game, was fifth in the MVC in overall steals with 2.0 a game during the regular season while she was also fifth in Valley-only games with 2.3 a game. For the season she had 57 steals and 10 blocks.

► Former Wichita State head coach **Linda Hargrove** returned to the bench at the end of January to replace **Jody Adams-Birch** as the Shockers' head coach for the remainder of the season. Hargrove helped guide Wichita State for the final 13 games that saw the Shockers go 7-6 under her guidance.

► Adams-Birch left the school as the program's all-time winningest head coach with a record of 161-115 in nine seasons.



-VS-



ALL-TIME SERIES VS. NEW MEXICO

Nov. 22, 1997	L	44-56	A
Nov. 21, 1998	L	57-71	A
Nov. 24, 2017			A

SEASON OPENERS

- Wichita State is 23-21 all time in season openers dating back to the 1974-75 season.
- For the fourth straight season Wichita State opened the season vs. the Creighton Bluejays. The Shockers fell in the season opener at Creighton on Nov. 10, 66-61.


Date	Opponent	Result
1974	at Phillips	L, 100-16
Nov. 24, 1975	at Tabor	W, 60-57
Nov. 19, 1976	at Washburn	W, 76-53
Nov. 19, 1977	Missouri	L, 84-49
Nov. 17, 1978	Fort Hays State	L, 70-56
Nov. 19, 1979	at Southwestern (Kan.)	W, 67-48
Nov. 21, 1980	Fort Hays State	W, 107-82
Nov. 19, 1981	Phillips	W, 97-33
Nov. 29, 1982	Fort Hays State	W, 71-60
Nov. 25, 1983	at Oral Roberts	L, 69-66
Nov. 24, 1984	at Colorado State	L, 60-48
Nov. 23, 1985	Tulsa	W, 70-50
Nov. 28, 1986	at Southeast Louisiana	W, 65-44
Nov. 27, 1987	at Minnesota	L (OT), 78-71
Nov. 30, 1988	Oral Roberts	W, 83-61
Nov. 24, 1989	at Marquette	W, 69-64
Nov. 17, 1990	Colorado	L, 89-52
Nov. 22, 1991	at Colorado	L, 82-55
Dec. 1, 1992	Canisius	W, 76-62
Dec. 1, 1993	Kansas	L, 75-56
Nov. 29, 1994	vs. Kansas State	L, 60-55
Nov. 28, 1995	Kansas State	L, 54-44
Nov. 25, 1996	at Tulsa	W, 72-54
Nov. 22, 1997	at New Mexico	L, 56-44
Nov. 17, 1998	UMKC	W, 69-64
Nov. 19, 1999	at UMKC	W, 64-58
Nov. 10, 2000	at Texas	L, 73-47
Nov. 20, 2001	Oklahoma State	W, 71-66
Nov. 26, 2002	Oklahoma State	W, 76-66
Nov. 21, 2003	Arkansas	L, 81-72
Nov. 19, 2004	at Houston	L, 69-41
Nov. 19, 2005	San Diego State	W, 91-79
Nov. 19, 2006	Hofstra	L, 79-72
Nov. 12, 2007	Texas Southern	W, 57-40
Nov. 15, 2008	Colorado State	W (OT), 76-69
Nov. 15, 2009	at Colorado State	L, 85-60
Nov. 12, 2010	Arizona	L (OT), 81-72
Nov. 12, 2011	Northwestern State	W, 77-49
Nov. 11, 2012	at LSU	L, 72-70
Nov. 8, 2013	IPFW	W, 69-46
Nov. 11, 2014	Creighton	W, 65-56
Nov. 13, 2015	at Creighton	L, 79-54
Nov. 13, 2016	Creighton	W, 62-54
Nov. 10, 2017	at Creighton	L, 66-61



SHOCKERS & THANKSGIVING HOOPS

OVERALL 20-31

2016 - Cancun Challenge (Cancun, Mexico)	
Purdue	L, 49-86
Stanford	L, 39-87
Northeastern	W, 87-73
2015 - FIU Thanksgiving Classic (Miami, Fla.)	
Richmond	L, 50-63
FIU	W, 76-62
2014 - Paradise Jam (St. Thomas, US Virgin Islands)	
Florida Gulf Coast	L, 39-56
Ohio State	W, 70-55
Clemson	W, 63-48
2012 - Cancun Challenge (Cancun, Mexico)	
Missouri	L, 44-49
Richmond	L, 46-49
James Madison	L, 58-63
2008 - Piggy Wiggly Classic (Memphis, Tenn.)	
Memphis	L, 54-61
Jacksonville State	W, 65-45
2007 - Paradise Jam (St. Thomas, US Virgin Islands)	
Texas A&M	L, 36-70
Indiana	L, 54-64
Wake Forest	L, 47-54
2004 - Miami Herald Thanksgiving Classic (Miami, Fla.)	
West Virginia	L, 40-61
Elon	W (OT), 72-68
2002 - UTSA Tournament (San Antonio, Texas)	
Stephen F. Austin	W, 75-55
UT-San Antonio	W, 63-54
1998 - Fresno State Tournament (Fresno, Calif.)	
Southern Utah	W, 75-55
Fresno State	W, 58-54
1991 - Kentucky Classic (Lexington, Ky.)	
Kentucky	L, 58-79
Alcorn State	L, 60-80
1990 - Arkansas State Classic (Jonesboro, Ark.)	
Middle Tennessee State	L, 44-63
UTEP	W, 70-69
1989 - Marquette Warrior Tip-Off (Milwaukee, Wis.)	
Marquette	W, 69-64
Miami (OH)	L, 58-73
1987 - Dial Tip-Off Classic (Minneapolis, Minn.)	
Minnesota	L (OT), 71-78
Howard	L, 63-73
1986 - Babe Zaharias Classic (Beaumont, Texas)	
Southeast Louisiana	W, 65-44
Rice	L, 52-55
1983 - ORU Oil Capital Classic (Tulsa, Okla.)	
Oral Roberts	L, 66-69
Temple	L, 79-83
1981 - Drake Harvest Classic (Des Moines, Iowa)	
Illinois	L, 58-75
South Dakota	W, 66-56
1980 - Drake/Capital Classic (Des Moines, Iowa)	
Wisconsin	W, 82-67
Grandview	L, 80-82
NW Missouri State	W, 67-62
1979 - Missouri State Tournament (Springfield, Mo.)	
Oklahoma	L, 56-62
Pittsburg State	W, 70-66
NW Missouri State	L, 45-59
1978 - Missouri State Tournament (Springfield, Mo.)	
Nebraska-Omaha	L, 68-90
Oklahoma	L, 50-61
Claremore	W, 52-45
1977 - Missouri State Turkey Tourney (Springfield, Mo.)	
Missouri State	L, 42-84
Claremore	W, 61-60
NW Missouri State	L, 75-85
1976 - Missouri State Turkey Tourney (Springfield, Mo.)	
Missouri State	W, 73-63
Missouri	L, 54-80
Nebraska	L, 48-57



MATCHUP NOTES

OVERALL	Series Tied 1-1
Home (Charles Koch Arena)	1-0
Away	0-0
Neutral Site	0-1
Current Streak	WSU, Won 1
Longest WSU Winning Streak	W1
Longest ILL Winning Streak	W1
Largest WSU Margin of Victory	2 (66-64), 12/10/1982
Largest ILL Margin of Victory	17 (75-58), 11/26/1981

THE SERIES VS. ILLINOIS

- Wichita State and Illinois have met on the hardwood only two times, with the last time coming December 10, 1982.
- The series is tied 1-1.
- Wichita State is 0-1 vs. the Fighting Illini on a neutral court.

LAST MEETING

- Wichita State won the last matchup, a 66-64, win in Wichita.

ABOUT THE FIGHTING ILLINI

- Located in Champagne, Ill, the University of Illinois has an enrollment of 44,880 as a member of the Big Ten Conference. Illinois returns nine letterwinners, including all five starters off last year's squad that finished 9-22 and 3-13 in the Big Ten.
- Illinois returns 97 percent of its scoring from last season, including leading scorers Alex Wittinger and Brandi Beasley.
- With five newcomers and 11 underclassmen on the roster this season, the Orange and Blue boast one of the youngest rosters in the Big Ten. The Illini are composed of 73-percent underclassmen on the court, meaning redshirt sophomore or younger. Alex Wittinger leads Illinois in scoring (16.0) and rebounding (9.8). Brandi Beasley posts 11.5 points and 5.0 rebounds per game, while leading the team with 15 assists.
- In their first four games of the season the Fighting Illini are averaging 66.2 points per game and allowing 63.2. Illinois has made 40.7 percent of its field goals, while holding opponents to a 38.4 percent clip.
- Illinois is opening the Nancy Fahey era of women's basketball this season. A four-time hall of fame inductee, Fahey boasts 737 career victories and led Washington University to five Division III National Championship titles. Fahey was hired as the ninth head women's basketball coach in Illinois history on March 22, 2017.



MATCHUP NOTES

OVERALL	First Meeting
Home (Charles Koch Arena)	0-0
Away	0-0
Neutral Site	0-0
Current Streak	N/A
Longest WSU Winning Streak	N/A
Longest UCI Winning Streak	N/A
Largest WSU Margin of Victory	N/A
Largest UCI Margin of Victory	N/A

THE SERIES VS. UC IRVINE

- Wichita State and UC Irvine have never met in women's basketball. Sunday's matchup will be the first meeting between the two programs.

ABOUT THE ANTEATERS

- Located in Irvine, Calif., the University of California-Irvine has an enrollment of 32,000 as a member of the Big West Conference. UC Irvine returns five letterwinners, including three starters off last year's squad that finished 5-26 and 3-13 in the Big West.
- The 'Eaters have a new look this year with 10 newcomers (five true freshmen and five redshirts). All five of the Anteaters' returning redshirts are NCAA Division I transfers. Among the returnees are All-Big West selections Andee Ritter (Honorable Mention) and Brooke Bayman (Freshman Team). Ritter made 87 3-pointers last year, obliterating the previous school record of 64. Bayman tied for 10th among UC Irvine's single-season leaders with 125 assists as a true freshman.
- UCI was picked to finish eighth in the Big West Preseason Coaches' Poll. The 'Eaters collected 24 points to place ahead of Cal State Fullerton (9).
- In their first four games of the season the Anteaters are 2-2 with wins against Utah State (87-84) and Portland (63-52) and losses to UNLV (54-73) and Idaho State (72-78). UC Irvine is averaging 69.0 points per game and allowing 71.8. They are shooting 38.5 percent from the field and allowing 44.6 percent. The Anteaters don't have a single player averaging double-figures, as six players average between 7.3 and 9.0 points per contest. Jordan Sanders leads the way at 9.0 and Tahlia Garza is pulling down 6.5 rebounds a game.
- Tamara Inoue is in her second year at the helm of the UC Irvine women's basketball team. She became the ninth head coach in program history on April 20, 2016, after serving five years as an assistant and associate head coach under Mark Trakh at New Mexico State.

**BESSARD ON THE ALL-TIME CHARTS**

► **Rangie Bessard** is quietly putting together a stellar career in the Black & Yellow. When her career is all said and done after this season her name could be littered among the career and season record books. The transfer from the University of Minnesota will have done it in only three years or else she could be fighting for the top marks in several categories. As it stands now, Bessard enters her senior season in second place for career scoring average (16.5 points per game) and seventh in career free throw percentage (.760). She just missed out on a top-five single season for points scored and scoring average. Her 484 total points and 17.3 points per game average in 2016-17 rank sixth and seventh on the single season charts in program history.

BESSARD CLOSING IN ON 1,000 CAREER POINTS

► Senior forward **Rangie Bessard** enters the season needing just 83 points to reach 1,000 points in a Shocker uniform.

► Bessard is looking to become the 20th Shocker to reach the 1,000 point mark.

► The Rosharon, Texas, native is coming off an all-conference junior campaign where she averaged 17.3 points and 7.6 rebounds per game.

► **Alex Harden** was the last Shocker to reach the milestone in 2015. She left Wichita as the program's all-time leading scorer with 1,708 points.

Name	Career Points	Years
1. Alex Harden	1,708	2011-15
2. Allison Daniel	1,638	1982-86
3. Jennifer Kaczka	1,557	1998-02
4. Kiki Stephens	1,489	2004-08
5. Kim Evans	1,488	1992-96
6. Jessica Diamond	1,432	2009-13
7. Terry O'Bryon	1,425	1977-81
8. Lisa Hodgson	1,424	1980-84
9. LaTeasha Hill	1,385	1996-00
10. Angela Buckner	1,382	2000-04
11. Haleigh Lankster	1,366	2008-12
12. Ann Hollingsworth	1,272	1991-95
13. Crystal Westfield	1,203	1984-88
14. Tootie Shaw	1,159	1993-97
15. Carlesa Dennis	1,121	2001-04
16. Theresa Dreiling	1,112	1979-83
17. Antionette Wells	1,100	2003-07
18. Tonya Lane	1,069	1987-91
19. Keomi Johnson	1,037	1996-00
-- Rangie Bessard	917	2015-Present

INTERNATIONAL FLAVOR

► Four of the six newcomers call home outside of the United States. **Cesaria Ambrosio** hails from Fully, Switzerland; **Alyssia Faye** from Valence, France; **Fanny Hakanson** from Stockholm, Sweden and **Khadry Sene** makes the journey from Mbour, Senegal.

► Associate Head Coach **Ewa Laskowska** leads the charge in international recruiting thanks to Stalowa Wola, Poland, being her hometown.

► Graduate assistant manager **Ruta Savickaite** (Vilnius, Lithuania) begins her first season on the Shocker staff after playing collegiately at Western Kentucky and Southern Indiana.

CHAPEL FULLY CLEARED

► **Jaleesa Chapel** made her season debut in the home opener vs. South Dakota, playing two minutes. It was her first game since March 10, 2016.

► Chapel missed the entire 2016-17 season with an ACL injury, but has been fully cleared after rehabbing throughout the summer and fall. Despite missing all of her true senior season, the Spring, Texas, native is the team's active leader in career minutes played with 1,850 in 93 career games.

NEW REGIME

► **Keitha Adams** brings a whole new staff to Wichita State this season, including three assistants who were with her at UTEP. Adams led UTEP to the most successful period in program history and will look to bring that success to the Air Capital.

► **Ewa Laskowska**, the associate head coach, has been a part of Adams' staff for the last 19 years, including three years at Independence Community College. Prior to coaching under Adams, Laskowska played for the Oxford, Kan., native at Independence earning All-American honors both years.

► **Bill Damuth** has been with Adams for the past seven seasons. In those seven seasons he helped lead the Miners to 20-plus wins in four of the seven.

► **Kelli Bagley** enters her third season as a member of the coaching staff after a successful collegiate career under Adams at UTEP. Bagley was a four-year starter for Adams, and graduated as part of the class with the most wins in program history. During her four years the Miners forged a mark of 96-36, which was helped by three straight 20+ win seasons for the first time in program history.

A SHOCKER WIN WOULD...

... make them 1-4 on the season

... shrink the gap in the all-time series with UT, 2-1

... snap a five-game losing streak, dating back to last season

... make them 1-1 vs. Tennessee in Knoxville

... give Keitha Adams her first win in the Black & Yellow

... run Adams' career coaching record to 412-250

... make Adams 285-213 at the Division I level

... make Wichita State 571-652 all-time

A SHOCKER LOSS WOULD...

... drop them to 0-5 on the season

... widen the margin for UT in the all-time series, 3-0

... drop them to 0-2 vs. the Lady Vols in Knoxville

... be their fifth straight loss to open the season

... lower Adams' career coaching record to 411-251

... make Adams 284-214 at the Division I level

... make Wichita State 570-653 all-time

THIS DATE IN SHOCKER BASKETBALL HISTORY

► Wichita State is 3-7 all-time on Nov. 24.

► The Shockers are looking to snap a four-game losing skid on the date

► Wichita State last played on Nov. 24 in the 2016-17 season, an 86-49 loss in the Cancun Challenge vs. Purdue.

► Last win on Nov. 24: Wichita State defeated Oral Roberts, 60-50, on the date in 1999.

WICHITA STATE BY THE NUMBERS

3	Conference championships in school history - all consecutive (2013, 2014, 2015)
4	International players on this year's team, all from different countries
6	Games against 2016-17 NCAA Tournament participants
8	Seniors on the 2017-18 roster
9	Head Coaches in program history
14	Home games in 2017-18
19	1,000 point scorers in school history, led by Alex Harden's 1,708
44	Seasons of Wichita State women's basketball
83	Points needed for Rangie Bessard to reach 1,000 in her Shocker career
215	Career starts for Wichita State returners entering the season
284	Division I career coaching wins for Keitha Adams
346	All-time Wichita State wins in Charles Koch Arena. The building originally opened as Levitt Arena
411	Career wins for Keitha Adams , including junior college
570	All-time Wichita State women's basketball victories

**VETERANS APLENTY**

► Wichita State returns nine letterwinners from last year's squad, including eight seniors. All-Valley performer **Rangie Bessard** (17.3 pts, 7.6 reb) and **Angiee Tompkins** (9.0 pts, 4.5 reb) lead the frontcourt. Junior forward **Sabrina Lozada-Cabbage** (4.1 pts, 3.5 reb.) will look to carry over the momentum she finished the 2016-17 with, in which she made 12 starts.

► A plethora of guards will handle the perimeter play this season for head coach **Keitha Adams**. **Keke Thompson** (6.4 pts, 2.6 ast), **Aundra Stovall** (2.9 pts, 2.1 ast), **Diamond Lockhart** (3.4 pts), **Jeliah Preston** (5.6 pts, 38.2% 3-pt FG%) and **Tamara Lee** (5.9 pts, 31 3-pt FG made) all return and will share time in the backcourt.

► Redshirt senior **Jaleesa Chapel** (4.5 pts, 3.5 reb. in 2015-16) is coming off a medical redshirt season after an ACL tear ended her season before it even began.

FRESH FACES

► Six newcomers join the squad for 2017-18 led by junior college transfers **Cesaria Ambrosio** (Fully, Switzerland/Redlands CC) and **Raven Prince** (Oklahoma City, Okla./Butler CC).

► Three players join the squad from the high school ranks with **Fanny Hakanson** (Stockholm, Sweden), **Alyssia Faye** (Valence, France) and **Asia Henderson** (Hope Mills, N.C.) all looking to make an impact as freshmen.

► The late addition of sophomore **Khady Sene** (Mbour, Senegal) completes the class of 2017 recruiting class for Coach Adams.

SHOCKERS PICKED 10TH IN PRESEASON POLL

► Wichita State was picked to finish 10th in its inaugural American Athletic Conference season by the league's coaches.

► The Shockers return 2016-17 All-Conference selection senior **Rangie Bessard** along with three other starters in head coach **Keitha Adams'** first season at Wichita State. Bessard led the Shockers in scoring (17.3) and rebounding (7.6). Wichita State will rely on its eight seniors (**Keke Thompson**, **Aundra Stovall**, **Diamond Lockhart**, **Tamara Lee**, **Jeliah Preston**, **Jaleesa Chapel** and **Angiee Tompkins**) in 2017-18 and junior **Sabrina Lozada-Cabbage**.

► Six newcomers will also be in the mix this season, led by junior college transfer **Cesaria Ambrosio**.

INAUGURAL LOGO

► As part of the move to the American Athletic Conference, Wichita State Athletics will feature an inaugural season logo during the entire academic year for 2017-18.

**SHOCKERS JOIN THE AMERICAN**

► A new journey began for Wichita State Athletics July 1, as the Shockers officially joined the American Athletic Conference.

► This new chapter in Shocker Athletics is expected to provide excitement and challenges for the 15 programs that will compete in The American.

► The Shockers sponsor 15 varsity sports. Men's sports include baseball, basketball, cross country, golf, tennis and indoor and outdoor track and field. Women's sports include basketball, cross country, golf, softball, tennis, indoor and outdoor track and field and volleyball. Wichita State participates in every sport sponsored by The American except football, rowing, soccer, swimming and diving and The American sponsors every sport the Shockers participate in.

WICHITA STATE, TULSA TO RENEW RIVALRY SERIES

► The University of Tulsa and Wichita State University announced the creation of a rivalry series competition that will span 13 varsity sports in its inaugural year.

► Points will be awarded for head-to-head regular-season victories in volleyball, basketball and softball or a higher finish at conference championships in cross country, tennis, track & field and women's golf. The trophy, which is being created, will be awarded to the school with the most points at the end of each Academic Year.

► Participating sports for the upcoming year will be volleyball, cross country, basketball, tennis, indoor and outdoor track & field, softball and women's golf. Sixty-six points in 13 sports will be up for grabs.

**WICHITA STATE PARTNERS WITH UNDER ARMOUR**

► Wichita State embarked on a new partnership with Under Armour on July 1. The Baltimore-based global leader in performance footwear, apparel and equipment will become the official outfitter for Shocker Athletics.

► As part of the eight-year agreement, Under Armour will provide on-field and training gear for 15 varsity sports. Additionally, Under Armour will outfit members of the athletic department including coaches and staff.

► The agreement between the university and brand will include baseball, women's basketball and golf in 2017-18, men's basketball and cross country/track in 2018-19 men's and women's tennis in 2019-20 and volleyball and softball in 2020-21.

► Wichita State University joins the growing Under Armour roster of NCAA partners that includes UCLA, Cal, Wisconsin, Notre Dame, Navy, Maryland, Texas Tech, Northwestern, Cincinnati, Boston College, Utah, South Carolina and Auburn.

POWERED BY UNDER ARMOUR

TOP 10 HOME ATTENDANCES-KOCH ARENA

1.	10,307	Northern Colorado	Dec. 7, 2012
2.	10,103	Texas State	Dec. 18, 2007
3.	10,087	Arkansas-Pine Bluff	Dec. 5, 2014
4.	9,831	Savannah State	Dec. 10, 2010
5.	9,534	Arkansas State	Dec. 2, 2016
6.	9,196	SIU-Edwardsville	Dec. 2, 2009
7.	9,194	IPFW	Nov. 8, 2013
8.	8,474	Southeast Missouri	Dec. 4, 2015
9.	5,262	Missouri State	March 4, 2005
10.	4,116	Missouri State	March 6, 2004

WICHITA STATE'S RECORD WHEN...

scoring <60 points	0-2
scoring 60-69 points	0-2
scoring 70-79 points	0-0
scoring 80-89 points	0-0
scoring 90-99 points	0-0
scoring 100 or more points	0-0
allowing <60 points	0-0
allowing 60-69 points	0-3
allowing 70-79 points	0-0
allowing 80-89 points	0-0
allowing 90-99 points	0-1
allowing 100 or more points	0-0
shooting <30%	0-0
shooting 30-39%	0-4
shooting 40-49%	0-0
shooting 50% or higher	0-0
opponents shoot <30%	0-0
opponents shoot 30-39%	0-0
opponents shoot 40-49%	0-2
opponents shoot 50% or higher	0-2
committing more turnovers	0-2
committing fewer turnovers	0-2
teams tie in turnovers	0-0
outrebounding the opponent	0-2
outrebounded	0-2
teams tie in rebounding	0-0
leading after 1st half	0-0
trailing after 1st half	0-4
teams are tied at halftime	0-0
game decided by 10 points or less	0-1
game decided by 1-5 points	0-1
game decided by 6-10 points	0-0
game decided by 11-15 points	0-2
game decided by 16+ points	0-1
televised games:	0-0
American Digital Network	0-0
CBS Sports Network	0-0
COX YurView	0-0
ESPN3	0-0
Fox Sports	0-1
SEC Network+	0-1
Shocker HD	0-1
on Monday:	0-1
on Tuesday:	0-1
on Wednesday:	0-0
on Thursday:	0-0
on Friday:	0-1
on Saturday:	0-1
on Sunday:	0-0
in November:	0-4
in December:	0-0
in January:	0-0
in February:	0-0
in March:	0-0



ROSTER BREAKDOWN

Category	Returning	Lost
Starters	4	1
Letterwinners	9	4
Minutes	76.3%	23.7%
Starts	72.0%	28.0%
Points	79.9%	20.1%
Rebounds	67.0%	33.0%
Assists	73.2%	26.8%
Blocks	62.4%	37.6%
Steals	73.7%	26.3%

Starters Returning (4)

Player	Ht	Cl	Pos	PPG	RPG
Rangie Bessard	6-1	R-Sr.	F	17.3	7.6
Diamond Lockhart	5-5	R-Sr.	G	3.4	1.9
Keke Thompson	5-5	Sr.	G	6.4	3.1
Angiee Tompkins	6-2	Sr.	F	9.0	4.5

Total Returning Lettermen (9)

Player	Ht	Cl	Pos	PPG	RPG
Rangie Bessard	6-1	R-Sr.	F	17.3	7.6
Jaleesa Chapel	5-9	R-Sr.	G	4.5	3.5
Tamara Lee	5-8	Sr.	G	5.9	1.4
Diamond Lockhart	5-5	R-Sr.	G	3.4	1.9
Sabrina Lozada-Cabbage	6-2	Jr.	F	4.1	3.5
Jeliah Preston	5-7	Sr.	G	5.6	1.0
Aundra Stovall	5-2	Sr.	G	2.9	#2.1
Keke Thompson	5-5	Sr.	G	6.4	3.1
Angiee Tompkins	6-2	Sr.	F	9.0	4.5

- Assists Per Game

\$ - Medical Redshirt in 2016-17 (Stats from 2015-16)

Newcomers (6)

Player	Ht	Cl	Pos	PPG	RPG
% - Cesaria Ambrosio	6-0	Jr.	G	9.1	7.4
Alyssia Faye	6-2	Fr.	F	-	-
Fanny Hakanson	5-8	Fr.	G	-	-
Asia Henderson	6-3	Fr.	F	-	-
^ - Raven Prince	6-1	Jr.	F	10.0	7.0
Khady Sene	6-1	So.	F	-	-

% - 2016-17 at Redlands CC

^ - 2016-17 at Butler CC

ACTIVE CAREER STAT LEADERS

Category	Leader	Total
Games Played	Jaleesa Chapel	95
Games Started	Rangie Bessard	53
Minutes	Jaleesa Chapel	1,855
Points	Rangie Bessard	917
Rebounds	Rangie Bessard	437
Assists	Aundra Stovall	137
Blocks	Rangie Bessard	48
Steals	Aundra Stovall	80
3-PT FG Made	Jeliah Preston	40

STATISTIC BREAKDOWN



	NCAA	AAC	VALUE
W-L%	304	12	.000
SCORING	287	11	58.0
SCORING DEFENSE	255	11	71.8
SCORING MARGIN	299	11	-13.8
REBOUNDING	271	11	35.3
REBOUNDING MARGIN	195	9	-0.2
ASSISTS	258	10	11.5
ASSIST-TO RATIO	225	9	0.7
TURNOVER MARGIN	179	7	0.2
STEALS	196	7	7.8
BLOCKS	268	10	2.0
FG%	249	10	.374
FG% DEFENSE	334	12	.490
3FG%	288	10	.254
3FG% DEFENSE	263	9	.348
3FG AVG.	289	10	4.3
FT%	57	1	.750

INDIVIDUAL

Points

Rangie Bessard	160	9	60
----------------	-----	---	----

Field Goals Made

Rangie Bessard	136	9	23
----------------	-----	---	----

Field Goal Attempts

Rangie Bessard	55	5	59
----------------	----	---	----

Free Throw Pct.

Rangie Bessard	226	6	.800
----------------	-----	---	------

Total Rebounds

Rangie Bessard	58	6	37
----------------	----	---	----

Rebounds Per Game

Rangie Bessard	114	8	9.3
----------------	-----	---	-----

Assists Per Game

Keke Thompson	181	7	4.0
---------------	-----	---	-----

Assist-Turnover Ratio

Keke Thompson	242	10	1.6
---------------	-----	----	-----

Blocked Shots Per Game

Rangie Bessard	227	8	1.3
----------------	-----	---	-----

Minutes Played

Rangie Bessard	141	9	131
----------------	-----	---	-----

ROSTER BY STATE/COUNTRY

Alabama (1):	Keke Thompson
Florida (1):	Angiee Tompkins
New Mexico (1):	Sabrina Lozada-Cabbage
North Carolina (1):	Asia Henderson
Oklahoma (2):	Tamara Lee Raven Prince
Texas (5):	Rangie Bessard Jaleesa Chapel Diamond Lockhart Jeliah Preston Aundra Stovall
France (1):	Alyssia Faye
Senegal (1):	Khady Sene
Sweden (1):	Fanny Hakanson
Switzerland (1):	Cesaria Ambrosio

DOUBLE-DOUBLES

Rangie Bessard - Career: 15; Season: 1

15 points, 11 rebounds vs. South Dakota (Nov. 18, 2017)
 27 points, 13 rebounds vs. Drake (March 11, 2017)
 30 points, 13 rebounds vs. SIU (March 10, 2017)
 18 points, 12 rebounds at Illinois State (Feb. 17, 2017)
 15 points, 13 rebounds vs. SIU (Feb. 12, 2017)
 12 points, 11 rebounds at Indiana State (Jan. 27, 2017)
 21 points, 10 rebounds vs. Bradley (Jan. 20, 2017)
 12 points, 10 rebounds at SIU (Jan. 13, 2017)
 15 points, 15 rebounds vs. UNI (Jan. 1, 2017)
 32 points, 12 rebounds vs. Drake (Dec. 30, 2016)
 17 points, 10 rebounds vs. Bradley (March 10, 2016)
 19 points, 11 rebounds at UNI (Feb. 7, 2016)
 27 points, 18 rebounds at Bradley (Jan. 17, 2016)
 14 points, 13 rebounds at Tennessee Tech (Dec. 22, 2015)
 24 points, 10 rebounds vs. Prairie View A&M (Dec. 18, 2015)

Angiee Tompkins - Career: 2; Season: 0

15 points, 10 rebounds vs. Indiana State (Feb. 26, 2017)
 18 points, 10 rebounds vs. Loyola (Feb. 24, 2017)

Sabrina Lozada-Cabbage - Career: 1; Season: 0

13 points, 17 rebounds at Bradley (Feb. 19, 2017)



LAST TIME OUT

Wichita State 56, #12/18 Tennessee 68
Knoxville, Tenn. / Thompson-Boling Arena

Statistical Leaders --

Scoring: Lockhart (13)
 Rebounding: Bessard (12)
 Assists: Thompson (4)
 Steals: Lockhart (4)
 Blocks: Bessard (1)

Notes --

- Wichita State won the first quarter for the first time this season, outscoring the Lady Vols, 17-13.
- Once again it was one quarter that doomed the Shockers. Against South Dakota, Wichita State was outscored 19-4 in the second quarter. The Shockers came out flat after halftime against Tennessee and found themselves down 19-8 in the 10 minute period.
- Senior guard Diamond Lockhart scored six of the team's first eight points to open the game and eight of the first 12. She finished with a season-high 13 points.
- Senior forward Angiee Tompkins just missed a double-double finishing with 12 points and nine rebounds. It's her second double-digit scoring effort in the last three games.
- Senior forward Rangie Bessard was held to a season-low nine points, but grabbed a game-high 12 rebounds. She has recorded consecutive games with 10 or more rebounds. It was the first time she hasn't reached the double-figure mark since Jan. 6, 2017 vs. Missouri State.
- Tennessee came into the game averaging 88.0 points per game, but the Shockers held them to only 68 on 40 percent shooting, including 2-of-12 from beyond the arc. Tennessee's leading scorer entering the game, Jaime Nared, was held to only nine points. She was 3-of-16 from the floor.
- The Lady Vols now lead the all-time series vs. Wichita State, 3-0, but all three have been extremely tight, competitive contests.
- Former Wichita State assistant coach Bridgette Gordon was on the opposite sideline for the game. After spending the last seven years on the staff at Wichita State, Gordon returned to her alma mater and is now in her first year on staff for the Lady Vols. Gordon had a Hall of Fame career at UT under legendary head coach Pat Summitt.

QUOTABLE:

"Right now, we're a team that's trying to find ourselves and get better. We felt like we played a perfect first half, in terms of what we wanted to do against Tennessee. They are a very athletic team that really wants to play up-tempo. They've got great size. I thought the young ladies really executed the game plan in slowing it down. I was extremely proud of the effort that the ladies made. We just have to find a way to be a 40-minute team, instead of a 30-minute team. We've had that, where we've had one bad quarter, and that's been hurting us right now."

--- Head Coach Keitha Adams



Official Basketball Box Score -- Game Totals -- Final Statistics

Wichita State vs Tennessee

11/20/17 7:03 p.m. at Knoxville, Tenn. (Thompson-Boling Arena)

Wichita State 56 • 0-4

#	Player	Total		3-Ptr		Rebounds			PF	TP	A	TO	Blk	Stl	Min
		FG-FGA	FG-FGA	FT-FTA	FT-FTA	Off	Def	Tot							
35	Bessard, Rangie	f	4-14	0-2	1-1	1	11	12	3	9	3	6	1	0	28
40	Tompkins, Angiee	f	5-9	1-2	1-1	2	7	9	3	12	1	3	0	0	34
01	Thompson, Keke	g	2-5	0-0	0-0	0	0	0	1	4	4	4	0	2	24
04	Lockhart, Diamond	g	6-14	1-3	0-0	1	5	6	4	13	3	2	0	4	37
05	Preston, Jemiah	g	4-10	3-8	1-2	2	0	2	3	12	1	0	0	2	27
03	Stovall, Aundra		1-4	0-0	0-0	0	0	0	2	2	1	0	0	0	15
11	Lzada-Cabbge, Sabrina		1-6	0-1	2-2	1	3	4	3	4	1	2	0	1	14
22	Faye, Alyssia		0-1	0-0	0-0	0	0	0	0	0	0	0	0	0	4
25	Chapel, Jaleesa		0-0	0-0	0-0	0	0	0	0	0	0	1	0	0	3
30	Ambrosio, Cesaria		0-1	0-0	0-0	1	0	1	2	0	0	0	0	0	14
Team						4	3	7				1			
Totals			23-64	5-16	5-6	12	29	41	21	56	14	19	1	9	200
1st - FG %:		8-16	50.0%	2nd: 3-15	20.0%	3rd: 3-13	23.1%	4th: 9-20	45.0%	Game: 23-64	35.9%	Deadball			
3FG %:		1-6	16.7%	1-3	33.3%	2-3	66.7%	1-4	25.0%	5-16	31.3%	Rebounds			
FT %:		0-0	0.0%	4-5	80.0%	0-0	0.0%	1-1	100.0%	5-6	83.3%				

Tennessee 68 • 3-0

#	Player	Total		3-Ptr		Rebounds			PF	TP	A	TO	Blk	Stl	Min
		FG-FGA	FG-FGA	FT-FTA	FT-FTA	Off	Def	Tot							
10	Jackson, Meme	f	1-5	1-5	1-2	2	3	5	2	4	1	2	0	4	14
31	Nared, Jaime	f	3-16	0-3	3-4	3	6	9	0	9	1	0	0	0	40
21	Russell, Mercedes	c	8-12	0-0	1-5	4	5	9	3	17	0	2	1	2	36
00	Davis, Rennia	g	5-12	1-2	4-6	4	6	10	1	15	1	5	0	2	36
02	Westbrook, Evina	g	3-6	0-2	3-6	1	3	4	1	9	6	2	2	2	39
01	Hayes, Anastasia		2-5	0-0	8-11	0	2	2	1	12	4	2	0	1	27
13	Dunbar, Kortney		1-1	0-0	0-0	0	0	0	0	2	0	2	0	0	4
15	Green, Cheridene		0-0	0-0	0-0	0	1	1	2	0	0	0	0	0	4
Team						1	4	5							
Totals			23-57	2-12	20-34	15	30	45	10	68	13	15	3	11	200
1st - FG %:		5-18	27.8%	2nd: 7-11	63.6%	3rd: 5-18	27.8%	4th: 6-10	60.0%	Game: 23-57	40.4%	Deadball			
3FG %:		0-4	0.0%	0-1	0.0%	2-6	33.3%	0-1	0.0%	2-12	16.7%	Rebounds			
FT %:		3-4	75.0%	2-2	100.0%	7-11	63.6%	8-17	47.1%	20-34	58.8%				

Officials: Mark Zentz, Mark Resch, Missy Brooks

Technical fouls: Wichita State-None. Tennessee-None.

Attendance: 7818

Score by periods	1st	2nd	3rd	4th	Total
Wichita State	17	11	8	20	56
Tennessee	13	16	19	20	68

Points	In	Off	2nd	Fast	Bench
WICH	20	13	12	11	6
UT	38	18	15	6	14

Last FG - WICH 4th-00:27, UT 4th-02:05.

Largest lead - WICH by 4 1st-05:28, UT by 14 4th-00:39.

WICH led for 09:47. UT led for 24:57. Game was tied for 05:16.

Score tied - 6 times.
 Lead changed - 3 times.



Head Coach KEITHA ADAMS



CAREER | 411-250 (.621), 22nd
3 Conf. Regular Season Titles
1 Conf. Tournament Titles
2 NCAA Tournament bids
2 WNIT bids

CAREER ACCOLADES:
• 3x C-USA Coach of the Year
• UTEP All-Time Wins Leader

► INDEPENDENCE CC (1996-2001)

Season	W-L	Postseason
1996-97	22-11	NJCAA Regionals
1997-98	24-9	NJCAA Regionals
1998-99	22-10	NJCAA Regionals
1999-00	28-5	NJCAA Regionals
2000-01	31-2	NJCAA Regionals
TOTAL	127-37	

► UTEP (2001-17)

Season	W-L	Conference	Postseason
2001-02	3-25	1-17	10 th
2002-03	10-19	5-13	9 th
2003-04	16-13	10-8	4 th
2004-05	12-17	7-11	t7 th
2005-06	14-15	6-10	10 th
2006-07	22-8	10-6	t4 th
2007-08	28-4	16-0	1 st NCAA Second Round
2008-09	18-12	11-5	t2 nd
2009-10	16-16	6-10	10 th
2010-11	16-14	7-9	t7 th
2011-12	29-4	15-1	1 st NCAA First Round
2012-13	22-10	8-8	5 th
2013-14	29-8	12-4	3 rd WNIT Runner-Up
2014-15	12-16	7-11	10 th
2015-16	29-5	16-2	1 st WNIT Quarterfinals
2016-17	8-23	5-13	12 th
TOTAL	284-209	142-128	

► WICHITA STATE (2017-18)

Season	W-L	Conference	Postseason
2017-18	0-4	0-0	N/A

Keitha Adams was named the Wichita State Head Women's Basketball Coach on March 29, 2017.

"We are excited to welcome Keitha Adams to Wichita State University as head coach of our women's basketball program," said WSU Athletic Director Darron Boatright. "I admire her experience in various levels of basketball and believe it has prepared her for this opportunity. Keitha has worked extremely hard and has earned everything that coaching has provided to her."

Adams, an Oxford, Kan., native and Southwestern [Kan.] graduate is leaving UTEP after 16 years as head coach to take over at Wichita State. She also coached at Independence [Kan.] Community College, Winfield [Kan.] High School and Belle Plaine [Kan.] High School.

"Today is a very special day in my life," Adams said. "I'm extremely excited about being the head women's basketball coach at Wichita State University. I'd like to thank President John Bardo, Darron Boatright, and Linda Hargrove for this opportunity. I'm a small town Kansas girl

who grew up watching the Shockers. I'm honored to now be a part of this great University!"

"I'm excited to work with our players to build special memories in Charles Koch Arena that we will all cherish. I look forward to sharing my passion for this great game with Shocker fans, my friends and my family. Go Shocks!"

She is responsible for all four UTEP postseason bids (NCAA in 2012 and 2008; WNIT 2016 and 2014) and all four championships (2016 C-USA regular season, 2012 C-USA regular season and conference tournament and 2008 C-USA regular season) in school history.

UTEP is one of 10 programs nationally (Baylor, Chattanooga, FGCU, James Madison, Maryland, Notre Dame, South Carolina and Uconn) to have won 29+ games at least three times prior to the 2016-17 season.

All six Miner 20+ win seasons were during Adams' tenure, including a school-record tying 29 in 2015-16.

UTEP cracked the top-25 poll in two seasons (2015-16, 2007-08), including being ranked in the final six weeks in '07-08, while receiving votes in eight campaigns total ('15-16, '13-14, '12-13, '11-12, '08-09, '07-08 and '06-07). UTEP has also been mentioned in the preseason poll three times, most recently garnering a trio of votes in 2012-13.

The only three-time Conference USA Women's Basketball Coach of the Year (2016, 2012 and 2008), in league history, Adams graduated every player who exhausted their eligibility at UTEP during her tenure.

UTEP's all-time wins leader (284-209, 16 years), Adams is 411-246 overall as a collegiate head coach (21 years).

The Miners had no postseason bids, no conference crowns (let alone finish better than third), never advanced beyond the semifinals in the league tournament nor received a vote for a top-25 poll prior to her arrival.

During the past 11 years, UTEP has an average record of 22-11 and has achieved six top-100 final RPI rankings in that time frame.

UTEP put together one of the finest years in program history in 2015-16. The Miners equaled the school record for wins (29), took home the 2016 C-USA regular-season championship (16-2) and advanced to the quarterfinals of the 2016 WNIT.

The Miners received votes in the USA TODAY Sports women's basketball coaches top-25 poll for six consecutive weeks, including breaking into the top 25 (#25) for the second time in school history the week of March 1-6. UTEP also picked up votes for a school-record 14 straight weeks in the AP Top-25 poll.

Adams ventured to UTEP after several successful years as head and assistant coach at Independence Community College in Independence, Kan.

At Independence C.C., Adams was the head coach for five seasons and guided the Lady Pirates to a 127-37 record,

including back-to-back Kansas Jayhawk Community College Conference titles in 1999-00 and 2000-01. Her teams also combined for a 35-1 conference record over her final two seasons.

In 2000-01, she paced the Lady Pirates to a 31-2 mark, the conference title and was named the KJCCC Eastern Division Coach of the Year. Her team also led the nation, averaging 94.0 points per game, and she coached the conference's freshman of the year. Independence ended the regular season rated fifth in the NJCAA poll.

During the 1999-2000 season Adams led Independence C.C. to a 28-5 record and her first conference crown. She also took her Lady Pirate squad deep into the Regional Tournament.

In her first three seasons as head coach, Adams's teams won 22, 24 and 22 games respectively and advanced to the Regional Tournament in each of those seasons.

While at Independence, Adams honed her athletes into all-conference, All-American and Academic All-American caliber players. Included were 22 all-KJCCC selections and five NJCAA All-Americans.

Adams also had an impressive track record of sending her student-athletes on to play at four-year schools. Fifteen of her former players went on to play NCAA Division I basketball, including two in the SEC, two in the Big 12, one in the ACC, three in the WAC and one in Conference USA. Svetlana Volnaya, who played at Virginia, was chosen in the third round by the Detroit Shock in the 2001 WNBA Draft.

While at Independence, four of her teams had cumulative grade point averages of 3.20 or better. The 1995-96 team was the NJCAA Academic Team of the Year after posting a 3.59 average. In 1996-97, her team was second in the nation with a team average of 3.29, while her team was fourth in 1997-98 (3.26).

Adams was an assistant coach at Independence C.C. for two seasons (1994-96) prior to being elevated to head coach. As the Lady Pirates' top assistant and recruiting coordinator, she helped the team fashion a 34-4 mark in 1995-96 and finish as the national runner-up at the NJCAA Tournament, limiting opponents to 57.4 points per game, a school record.

She also served as men's and women's tennis coach from 1994-95 at Independence. Prior to joining the collegiate ranks, Adams coached basketball, softball, volleyball and track and field at Winfield High School in Winfield, Kan.

She was also an assistant basketball coach at Belle Plaine (Kan.) H.S., from 1987-89. A native of Oxford, Kan., Adams graduated with a degree in health, physical education and recreation from Southwestern College in 1989.

Adams was Oxford High School's all-time leading scorer and earned all-state honors as a prep. Her jersey was retired in 1986.

SEASON STATISTICS

	INDIVIDUAL -- ALL GAMES					Total: 0-4						Home: 0-1				Away: 0-3				Neutral: 0-0						
##	Player	GP	GS	Min	Avg	FG	FGA	%	3FG	FGA	%	FT	FTA	%	Off	Def	Tot	Avg	PF	FO	A	TO	Stl	Blk	Pts	Avg
35	BESSARD, Rangie	4	4	131	32.8	23	59	.390	2	12	.167	12	15	.800	10	27	37	9.3	13	0	3	16	4	5	60	15.0
40	TOMPKINS, Angiee	4	3	106	26.5	18	31	.581	3	7	.429	4	4	1.000	6	17	23	5.8	12	1	1	9	3	1	43	10.8
05	PRESTON, Jeliha	4	2	89	22.3	12	39	.308	6	20	.300	3	5	.600	2	4	6	1.5	8	0	2	4	5	0	33	8.3
1	THOMPSON, Keke	4	4	108	27.0	12	25	.480	0	3	.000	3	8	.375	7	5	12	3.0	9	0	16	10	6	1	27	6.8
04	LOCKHART, Diamond	4	4	121	30.3	11	33	.333	1	6	.167	3	4	.750	5	9	14	3.5	9	0	11	4	5	0	26	6.5
10	LEE, Tamara	2	1	36	18.0	3	9	.333	2	5	.400	2	2	1.000	1	3	4	2.0	4	0	2	2	0	0	10	5.0
03	STOVALL, Aundra	4	1	92	23.0	6	21	.286	2	6	.333	2	2	1.000	1	3	4	1.0	13	0	4	2	3	1	16	4.0
11	LZADA-CABBGE, Sabrina	4	1	36	9.0	5	13	.385	1	3	.333	4	4	1.000	2	5	7	1.8	9	0	1	5	2	0	15	3.8
22	FAYE, Alyssia	4	0	28	7.0	1	4	.250	0	1	.000	0	0	.000	0	1	1	0.3	2	0	2	2	0	0	2	0.5
25	CHAPEL, Jaleesa	2	0	5	2.5	0	1	.000	0	0	.000	0	0	.000	0	0	0	0.0	1	0	0	2	0	0	0	0.0
30	AMBROSIO, Cesaria	4	0	48	12.0	0	8	.000	0	4	.000	0	0	.000	5	5	10	2.5	4	0	4	8	2	0	0	0.0
TM	TEAM.....														13	10	23									
	Total.....	4				91	243	.374	17	67	.254	33	44	.750	52	89	141	35.2	84	1	46	65	31	8	232	58.0
	Opponents.....	4				99	202	.490	23	66	.348	66	99	.667	37	105	142	35.5	61	-	61	66	36	11	287	71.8

SCORE BY PERIODS:	1st	2nd	3rd	4th	OT	Total
Wichita State	57	45	60	70	-	232
Opponents	77	68	70	72	-	287

[illegible]

SCORE BY PERIODS:	1st	2nd	OT	Total
Wichita State.....	-	-	-	-
Opponents	-	-	-	-



SEASON STATISTICS

SCHEDULE & RESULTS

DATE	AP/CO	OPPONENT	RESULT	STRK	RECORD	AAC	HI SCORER	HI REBOUNDER	HI ASSISTS	ATTEND.
N. 10	-/-	at Creighton	L 61-66	Lost 1	0-1		(19) Bessard	(9) Bessard	(6) Thompson	1,323
N. 14	rv/-	at Oklahoma State	L 67-91	Lost 2	0-2		(19) Tompkins	(8) Ambrosio	(4) Thompson	1,543
N. 18	-/-	SOUTH DAKOTA	L 48-62	Lost 3	0-3		(15) Bessard	(11) Bessard	(3) Lockhart	2,115
N. 20	12/18	at Tennessee	L 56-68	Lost 4	0-4		(13) Lockhart	(12) Bessard	(4) Thompson	7,818
N. 24		at New Mexico #								
N. 25		vs. Illinois #								
N. 26		vs. UC Irvine #								
N. 29		MISSOURI STATE								
D. 1		WESTERN ILLINOIS								
D. 7		at Missouri State								
D. 9		UMKC								
D. 15		CHICAGO STATE ^								
D. 16		ALCORN STATE ^								
D. 20		at South Dakota State								
D. 30		TULSA *								
J. 2		at Houston *								
J. 6		at UCF *								
J. 10		MEMPHIS *								
J. 13		at Tulane *								
J. 16		SMU *								
J. 21		USF *								
J. 27		at Memphis *								
J. 30		at ECU *								
F. 3		HOUSTON *								
F. 7		CINCINNATI *								
F. 10		at UConn *								
F. 14		TEMPLE *								
F. 17		at SMU *								
F. 24		TULANE *								
F. 26		at Tulsa *								

SCORING MARGINS

	1	2	3	4	5	6	7	8	9	10	11	12	13	14	15	16	17	18	19	20-24	25-29	30+	40+	<10	10+	20+	
WINS	
LOSSES	1	1	.	1	1	1	2	1

ATTENDANCE FIGURES

Site	Games	Sellouts	Total	Average
HOME (Charles Koch Arena)	1	-	2,115	2,115
AWAY	3	0	10,684	3,561
NEUTRAL	-	-		
UNM Thanksgiving	-	-		
TOTALS	4	0	12,799	3,199

SCHEDULE KEY:

- * = Home Games in CAPS
- * = American Athletic Conference game
- # = UNM Thanksgiving Classic (Albuquerque, N.M. / Dreamstyle Arena)
- ^ = Shocker Winter Classic (Wichita, Kan. / Charles Koch Arena)
- [] = Opponent's AP/Coaches Poll rankings at the time of the game
- ## = Opponent's Tournament Seed
- % = American Athletic Conference Tournament (Uncasville, Conn. / Mohegan Sun Arena)



GAME-BY-GAME COMPARISON (WSU listed first in bold, then opponent)

	1st	2nd	3rd	4th	Tot	+/-	FGM-FGA	Pct.	3PM-3PA	Pct.	FTM-FTA	Pct.	Reb	+/-	A	TO	TO Mar	Blk	Stl	Fouls
at Creighton	11	13	16	21	61		23-59	.390	4-15	.267	11-15	.733	29		12	11	+7	0	7	21
	20	11	16	19	66	-5	24-41	.585	5-12	.417	13-20	.650	32	-3	16	18		6	3	18
at Oklahoma State	16	17	19	15	67		24-61	.393	6-18	.333	13-17	.765	38	5	12	19		4	8	24
	33	22	16	20	91	-24	31-59	.525	10-20	.500	19-27	.704	33		19	13	-6	1	12	16
SOUTH DAKOTA	13	4	17	14	48		21-59	.356	2-18	.111	4-6	.667	33	1	8	16	+4	3	7	18
	11	19	19	13	62	-14	21-45	.467	6-22	.273	14-18	.778	32		13	20		1	10	17
at #12/18 Tennessee	17	11	8	20	56		23-64	.359	5-16	.313	5-6	.833	41		14	19		1	9	21
	13	16	19	20	68	-12	23-57	.404	2-12	.167	20-34	.588	45	-4	13	15	-4	3	11	10
at New Mexico																				
vs. Illinois																				
vs. UC Irvine																				
MISSOURI STATE																				
WESTERN ILLINOIS																				
at Missouri State																				
UMKC																				
CHICAGO STATE																				
ALCORN STATE																				
at South Dakota State																				
TULSA																				
at Houston																				
at UCF																				
MEMPHIS																				
at Tulane																				
SMU																				
USF																				
at Memphis																				
at ECU																				
HOUSTON																				
CINCINNATI																				
at UConn																				
TEMPLE																				
at SMU																				
TULANE																				
at Tulsa																				



TEAM HIGHS / LOWS

WICHITA STATE			OPPONENT	
Points, 1st Half	High	33 at Oklahoma State (11/14/17)	55	at Oklahoma State (11/14/17)
	Low	17 SOUTH DAKOTA (11/18/17)	29	at Tennessee (11/20/17)
Points, 2nd Half	High	37 at Creighton (11/10/17)	39	at Tennessee (11/20/17)
	Low	28 at Tennessee (11/20/17)	32	SOUTH DAKOTA (11/18/17)
Total Points	High	67 at Oklahoma State (11/14/17)	91	at Oklahoma State (11/14/17)
	Low	48 SOUTH DAKOTA (11/18/17)	62	SOUTH DAKOTA (11/18/17)
FG Made	High	24 at Oklahoma State (11/14/17)	31	at Oklahoma State (11/14/17)
	Low	21 SOUTH DAKOTA (11/18/17)	21	SOUTH DAKOTA (11/18/17)
FG Attempted	High	64 at Tennessee (11/20/17)	59	at Oklahoma State (11/14/17)
	Low	59 2x, last SOUTH DAKOTA (11/18/17)	41	at Creighton (11/10/17)
FG Percentage	High	.393 at Oklahoma State (11/14/17)	.585	at Creighton (11/10/17)
	Low	.356 SOUTH DAKOTA (11/18/17)	.404	at Tennessee (11/20/17)
3-Pt. FG Made	High	6 at Oklahoma State (11/14/17)	10	at Oklahoma State (11/14/17)
	Low	2 SOUTH DAKOTA (11/18/17)	2	at Tennessee (11/20/17)
3-Pt. FG Attempts	High	18 2x, last SOUTH DAKOTA (11/18/17)	22	SOUTH DAKOTA (11/18/17)
	Low	15 at Creighton (11/10/17)	12	2x, last at Tennessee (11/20/17)
3-Pt. FG Pct.	High	.333 at Oklahoma State (11/14/17)	.500	at Oklahoma State (11/14/17)
	Low	.111 SOUTH DAKOTA (11/18/17)	.167	at Tennessee (11/20/17)
FT Made	High	13 at Oklahoma State (11/14/17)	20	at Tennessee (11/20/17)
	Low	4 SOUTH DAKOTA (11/18/17)	13	at Creighton (11/10/17)
FT Attempted	High	17 at Oklahoma State (11/14/17)	34	at Tennessee (11/20/17)
	Low	6 2x, last at Tennessee (11/20/17)	18	SOUTH DAKOTA (11/18/17)
FT Percentage	High	.833 at Tennessee (11/20/17)	.778	SOUTH DAKOTA (11/18/17)
	Low	.667 SOUTH DAKOTA (11/18/17)	.588	at Tennessee (11/20/17)
Off. Rebounds	High	18 SOUTH DAKOTA (11/18/17)	15	at Tennessee (11/20/17)
	Low	10 at Creighton (11/10/17)	4	at Creighton (11/10/17)
Total Rebounds	High	41 at Tennessee (11/20/17)	45	at Tennessee (11/20/17)
	Low	29 at Creighton (11/10/17)	32	2x, last SOUTH DAKOTA (11/18/17)
Rebound Margin	High	+6 at Oklahoma State (11/14/17)	+3	at Creighton (11/10/17)
	Low	-4 at Tennessee (11/20/17)	-6	at Oklahoma State (11/14/17)
Assists	High	14 at Tennessee (11/20/17)	19	at Oklahoma State (11/14/17)
	Low	8 SOUTH DAKOTA (11/18/17)	13	2x, last at Tennessee (11/20/17)
Blocked Shots	High	4 at Oklahoma State (11/14/17)	6	at Creighton (11/10/17)
	Low	0 at Creighton (11/10/17)	1	2x, last SOUTH DAKOTA (11/18/17)
Steals	High	9 at Tennessee (11/20/17)	12	at Oklahoma State (11/14/17)
	Low	7 2x, last SOUTH DAKOTA (11/18/17)	3	at Creighton (11/10/17)
Turnovers Forced	High	20 SOUTH DAKOTA (11/18/17)	19	2x, last at Tennessee (11/20/17)
	Low	13 at Oklahoma State (11/14/17)	11	at Creighton (11/10/17)
Personal Fouls	High	24 at Oklahoma State (11/14/17)	18	at Creighton (11/10/17)
	Low	18 SOUTH DAKOTA (11/18/17)	10	at Tennessee (11/20/17)

INDIVIDUAL HIGHS

WICHITA STATE		OPPONENT	
Points	19 2x, last Angiee Tompkins -- at Oklahoma State (11/14/17)	24	Loryn Goodwin -- at Oklahoma State (11/14/17)
FG Made	8 Keke Thompson -- at Creighton (11/10/17)	9	Loryn Goodwin -- at Oklahoma State (11/14/17)
FG Attempted	16 Rangie Bessard -- at Oklahoma State (11/14/17)	17	Loryn Goodwin -- at Oklahoma State (11/14/17)
FG Percentage	1.000 Sabrina Lozada-Cabbage -- at Oklahoma State (11/14/17)	.714	Braxtin Miller -- at Oklahoma State (11/14/17)
3-Pt. FG Made	3 Jemiah Preston -- at Tennessee (11/20/17)	3	2x, last Jaycee Bradley -- SOUTH DAKOTA (11/18/17)
3-Pt. FG Attempted	8 Jemiah Preston -- at Tennessee (11/20/17)	7	Jaycee Bradley -- SOUTH DAKOTA (11/18/17)
3-Pt. Percentage	1.000 Angiee Tompkins -- at Oklahoma State (11/14/17)	1.000	Myah Mellman -- at Creighton (11/10/17)
FT Made	5 Rangie Bessard -- at Oklahoma State (11/14/17)	9	Allison Arens -- SOUTH DAKOTA (11/18/17)
FT Attempted	6 2x, last Rangie Bessard -- at Oklahoma State (11/14/17)	11	Anastasia Hayes -- at Tennessee (11/20/17)
FT Percentage	1.000 2x, Lee, Stovall -- at Creighton (11/10/17)	1.000	3x, last Madison McKeever -- SOUTH DAKOTA (11/18/17)
Rebounds	12 Rangie Bessard -- at Tennessee (11/20/17)	10	Rennia Davis -- at Tennessee (11/20/17)
Assists	6 Keke Thompson -- at Creighton (11/10/17)	7	Loryn Goodwin -- at Oklahoma State (11/14/17)
Blocked Shots	3 Rangie Bessard -- at Oklahoma State (11/14/17)	3	Audrey Faber -- at Creighton (11/10/17)
Steals	4 Diamond Lockhart -- at Tennessee (11/20/17)	5	Loryn Goodwin -- at Oklahoma State (11/14/17)
Minutes	37 Rangie Bessard -- at Creighton (11/10/17)	40	Jaime Nared -- at Tennessee (11/20/17)
	Diamond Lockhart -- 2x, last at Tennessee (11/20/17)		



POINTS-REBOUNDS-ASSISTS																	
			1	3	4	5	10	11	12	13	15	22	25	30	35	40	42
Date	Opponent	Score	Thompson	Stovall	Lockhart	Preston	Lee	Lozada-Cabbage	Hakanson	Prince	Sene	Faye	Chapel	Ambrosio	Bessard	Tompkins	Henderson
Nov. 10	at Creighton	61-66 L	17-8-6	5-0-2	0-1-2	6-1-0	10-3-0	0-1-0	DNP	DNP	DNP	0-1-0	DNP	0-0-2	19-9-0	4-3-0	DNP
Nov. 14	at Oklahoma St.	67-91 L	4-3-4	3-1-0	8-4-3	6-3-0	0-1-2	11-2-0	DNP	DNP	DNP	2-0-2	DNP	0-8-1	17-5-0	19-7-0	DNP
Nov. 18	SOUTH DAKOTA	48-62 L	5-1-2	6-3-1	5-3-3	9-0-1	DNP	0-0-0	DNP	DNP	DNP	0-0-0	0-0-0	0-1-1	15-11-0	8-4-0	DNP
Nov. 20	at Tennessee	56-68 L	4-0-4	2-0-1	13-6-3	12-2-1	DNP	4-4-1	DNP	DNP	DNP	0-0-0	0-0-0	0-1-0	9-12-3	12-9-1	DNP
Nov. 24	at New Mexico																
Nov. 25	vs. #10 Illinois																
Nov. 26	vs. #24 UC Irvine																
Nov. 29	MISSOURI ST.																
Dec. 1	WESTERN ILLINOIS																
Dec. 7	at Missouri St.																
Dec. 9	UMKC																
Dec. 15	CHICAGO ST.																
Dec. 16	ALCORN ST.																
Dec. 20	at South Dakota St.																
Dec. 30	TULSA																
Jan. 2	at Houston																
Jan. 6	at UCF																
Jan. 10	MEMPHIS																
Jan. 13	at Tulane																
Jan. 16	SMU																
Jan. 21	USF																
Jan. 27	at Memphis																
Jan. 30	at ECU																
Feb. 3	HOUSTON																
Feb. 7	CINCINNATI																
Feb. 10	at UConn																
Feb. 14	TEMPLE																
Feb. 17	at SMU																
Feb. 24	TULANE																
Feb. 26	at Tulsa																

RECORDS BY LINEUP:

Thompson, Lockhart, Preston, Bessard, Lozada-Cabbage..... 0-1
 Thompson, Lockhart, Preston, Bessard, Tompkins..... 0-1
 Thompson, Lockhart, Lee, Bessard, Tompkins..... 0-1
 Thompson, Stovall, Lockhart, Bessard, Tompkins..... 0-1

ACTIVE CAREER STAT LEADERS*:

Games..... Jaleesa Chapel..... 95
 Starts..... Rangie Bessard..... 53
 Minutes..... Jaleesa Chapel..... 1,855
 Points..... Rangie Bessard..... 917
 Rebounds..... Rangie Bessard..... 437
 Assists..... Aundra Stovall..... 137
 Blocks..... Rangie Bessard..... 48
 Steals..... Aundra Stovall..... 80
 3-Pointers..... Jeliah Preston..... 40

* - WSU stats only

2017-18 PARTICIPATION

	GP	W-L	GS	W-L
Rangie Bessard	4	0-4	4	0-4
Diamond Lockhart	4	0-4	4	0-4
Keke Thompson	4	0-4	4	0-4
Angiee Tompkins	4	0-4	3	0-3
Jeliah Preston	4	0-4	2	0-2
Sabrina Lozada-Cabbage	4	0-4	1	0-1
Aundra Stovall	4	0-4	1	0-1
Alyssia Faye	4	0-4	0	0-0
Cesaria Ambrosio	4	0-4	0	0-0
Tamara Lee	2	0-2	1	0-1
Jaleesa Chapel	2	0-2	0	0-0



LEADS - DEFICITS - SPECIALTY STATS

Date	AP/Co	Opponent	Score	Lead	Deficit	Ties	LC	Paint		Off TO's		2nd Chance		Bench	
								WSU	Opp	WSU	Opp	WSU	Opp	WSU	Opp
Nov. 10	-/-	at Creighton	L 61-66	-	15	1	0	30	31	19	10	11	1	19	23
Nov. 14	rv/-	at Oklahoma State	L 67-91	-	27	0	0	24	36	13	17	13	8	22	33
Nov. 18	-/-	SOUTH DAKOTA	L 48-62	2	18	5	4	26	26	23	15	15	19	9	12
Nov. 20	12/18	at Tennessee	L 56-68	4	14	6	3	20	38	13	18	12	15	6	14
Nov. 24	-/-	at New Mexico													
Nov. 25	-/-	vs. Illinois													
Nov. 26	-/-	vs. UC Irvine													
Nov. 29	-/-	MISSOURI STATE													
Dec. 1	-/-	WESTERN ILLINOIS													
Dec. 7	-/-	at Missouri State													
Dec. 9	-/-	UMKC													
Dec. 15	-/-	CHICAGO STATE													
Dec. 16	-/-	ALCORN STATE													
Dec. 20	-/-	at South Dakota State													
Dec. 30	-/-	TULSA*													
Jan. 2	-/-	at Houston*													
Jan. 6	-/-	at UCF*													
Jan. 10	-/-	MEMPHIS*													
Jan. 13	-/-	at Tulane*													
Jan. 16	-/-	SMU*													
Jan. 21	-/-	USF*													
Jan. 27	-/-	at Memphis*													
Jan. 30	-/-	at ECU*													
Feb. 3	-/-	HOUSTON*													
Feb. 7	-/-	CINCINNATI*													
Feb. 10	-/-	at UConn*													
Feb. 14	-/-	TEMPLE*													
Feb. 17	-/-	at SMU*													
Feb. 24	-/-	TULANE*													
Feb. 26	-/-	at Tulsa*													

LARGEST LEADS & DEFICITS

Largest...	----- ALL GAMES -----				---- AAC REGULAR SEASON ----			
	#	Opponent		Date	#	Opponent		Date
Halftime Lead	-	-	-	-				
Halftime Lead Surrendered	-	-	-	-				
Halftime Lead Surrendered in Loss								
Halftime Deficit	22		at Oklahoma State	Nov. 14				
Halftime Deficit Overcome								
Halftime Deficit Overcome for Victory								
Lead	4	5:28 1Q	at Tennessee	Nov. 20				
Lead Surrendered	4	5:28 1Q	at Tennessee	Nov. 20				
Lead Surrendered in Loss	4		at Tennessee	Nov. 20				
Deficit	27	1:08 2Q	at Oklahoma State	Nov. 14				
Deficit Overcome (tied or took lead)	15	6:03 4Q	at Creighton	Nov. 10				
Deficit Overcome in Victory								
2nd Half Deficit Overcome	15	6:50 3Q	at Creighton	Nov. 10				
2nd Half Deficit Overcome in Victory								
2nd Half Lead Surrendered								
2nd Half Lead Surrendered in Loss								



BIG GAMES

#	Player	Leading Scorer		Leading Rebounder		Assist Leader		10+ Points		20+ Points		30+ Points		5+ Rebounds		5+ Assists		P-R Double-Double		P-A Double-Double	
		17-18	Career	17-18	Career	17-18	Career	17-18	Career	17-18	Career	17-18	Career	17-18	Career	17-18	Career	17-18	Career	17-18	Career
1	THOMPSON, Keke	-	2	-	3	3	12	1	7	-	-	-	-	1	4	1	4	-	-	-	-
3	STOVALL, Aundra	-	-	-	-	-	15	-	2	-	-	-	-	-	1	-	4	-	-	-	-
4	LOCKHART, Diamond	1	6	-	-	1	14	1	9	-	1	-	-	1	10	-	3	-	-	-	-
5	PRESTON, Jeliah	-	3	-	-	-	-	1	6	-	1	-	-	-	-	-	-	-	-	-	-
10	LEE, Tamara	-	2	-	-	-	1	1	7	-	1	-	-	-	1	-	1	-	-	-	-
11	LOZADA-CABBAGE, Sabrina	-	-	-	5	-	1	1	3	-	-	-	-	-	11	-	-	-	1	-	-
12	HAKANSON, Fanny	-	-	-	-	-	-	-	-	-	-	-	-	-	-	-	-	-	-	-	-
13	PRINCE, Raven	-	-	-	-	-	-	-	-	-	-	-	-	-	-	-	-	-	-	-	-
15	SENE, Khady	-	-	-	-	-	-	-	-	-	-	-	-	-	-	-	-	-	-	-	-
22	FAYE, Alyssia	-	-	-	-	-	-	-	-	-	-	-	-	-	-	-	-	-	-	-	-
25	CHAPEL, Jaleesa	-	-	-	2	-	5	-	5	-	-	-	-	-	13	-	1	-	-	-	-
30	AMBROSIO, Cesaria	-	-	1	1	-	-	-	-	-	-	-	-	1	1	-	-	-	-	-	-
35	BESSARD, Rangie	2	30	3	34	-	1	3	48	-	13	-	2	4	45	-	1	1	15	-	-
40	TOMPKINS, Angiee	1	5	-	4	-	-	2	15	-	1	-	-	2	17	-	-	-	2	-	-
42	HENDERSON, Asia	-	-	-	-	-	-	-	-	-	-	-	-	-	-	-	-	-	-	-	-

MISCELLANEOUS

Game Result	Opponent	Opening Tipoff		Opening Run		1st WSU...		1st Opponent...		First WSU Sub		WSU Timeouts	
		Player	Result	By	Score	Points	FG	Points	FG	Time -- Player(s)		#	First Called
L	at Creighton	Bessard	W	CU	5-0	8:29	"	9:36	"	7:26 -- Tompkins		1	7:12 3Q
L	at Oklahoma State	Tompkins	L	OSU	8-0	7:05	"	9:51	"	3:19 -- Faye		3	7:45 1Q
L	SOUTH DAKOTA	Tompkins	L	SD	2-0	8:17	"	8:52	"	10:00 (2Q) -- Ambrosio, Faye		2	3:31 4Q
L	at Tennessee	Tompkins	L	WSU	2-0	8:52	"	8:35	"	1:55 -- Lozada-Cabbage, Stovall		4	6:26 2Q
	at New Mexico												
	vs. Illinois												
	vs. UC Irvine												
	MISSOURI STATE												
	WESTERN ILLINOIS												
	at Missouri State												
	UMKC												
	CHICAGO STATE												
	ALCORN STATE												
	South Dakota State												
	TULSA*												
	at Houston*												
	at UCF*												
	MEMPHIS*												
	at Tulane*												
	SMU*												
	USF*												
	at Memphis*												
	at ECU*												
	HOUSTON*												
	CINCINNATI*												
	at UConn*												
	TEMPLE*												
	at SMU*												
	TULANE*												
	at Tulsa*												

BOX SCORES

Game 1 | Nov. 10 | Omaha, Neb. | D.J. Sokol Arena

Official Basketball Box Score - Game Totals - Final Statistics
Wichita State vs Creighton
11/10/17 11:30 am at Omaha, Neb. (D.J. Sokol Arena)



Wichita State 61 - 0-1

#	Player	Total		3-Ptr		Rebounds					PF	TP	A TO		Blk	Stl	Min
		FG-FA	FG-FA	FT-FTA	Off	Def	Total	Off	Def								
01	THOMPSON, Kelce	8-15	0-3	1-2	5	3	8	3	17	6	2	0	0	2	0	0	32
04	LOCKHART, Diamond	0-4	0-0	0-0	1	0	1	0	0	0	2	0	0	0	0	0	19
06	PRESTON, Jelliah	2-9	0-1	2-3	0	1	1	0	6	0	0	0	1	1	0	0	25
11	LZADA-CABBGE, Sabrina	0-2	0-1	0-0	0	1	1	4	0	0	2	0	1	1	0	0	11
05	BESSARD, Rangie	7-14	1-2	4-6	2	7	9	3	19	0	2	0	1	3	0	0	37
08	STOVALL, Aundra	1-4	1-3	2-2	0	0	0	3	5	2	0	0	0	0	0	0	26
10	LEE, Tamara	3-6	2-4	2-2	0	3	3	2	10	0	0	0	0	0	0	0	23
22	FAYE, Alyssia	0-0	0-0	0-0	0	1	1	0	0	0	1	0	1	0	1	0	5
00	AMBROSIO, Cesaria	0-2	0-1	0-0	0	0	0	1	0	0	2	1	0	1	0	0	11
40	TOMPKINS, Angie	2-3	0-0	0-0	2	1	3	5	4	0	3	0	0	0	0	0	11
Team						0		2									
Totals		23-59		4-15		11-15		10-19		21-61		12-11		7-20		0	

Creighton 66 - 1-0

#	Player	Total		3-Ptr		Rebounds			PF	TP	A TO			Blk	Stl	Min
		FG-FA	FG-FGA	FT-FTA	FT-FTA	Off	Def	Total			Off	Def				
02	MELLMAN, Myah	* 2-2	2-2	3-4	0-0	0	0	0	0	9	1	0	0	0	14	
05	AGNEW, Jaylyn	* 0-2	0-2	2-2	1-6	7	1	2	3	4	2	1	35			
14	LAMBERTY, Sydney	* 5-10	0-0	4-5	2-5	7	3	14	5	2	0	1	34			
33	BROWN, Kylie	* 1-1	0-0	0-0	0-3	0	3	0	2	1	1	0	9			
49	FAFFI, Audrey	* 6-9	1-2	3-5	0-6	6	2	16	2	4	3	0	31			
11	NORBY, Bailey	0-1	0-0	1-2	1-0	1	1	1	1	1	0	0	9			
19	REMBAG, Tatum	0-0	0-0	0-0	0-0	0	1	0	1	0	1	0	12			
21	ELGER, Olivia	5-7	2-4	0-2	0-2	3	12	1	1	0	0	0	19			
22	KISSINGER, Brooke	0-1	0-1	0-0	0-1	1	2	0	0	3	0	0	5			
24	CARDA, Terri	4-7	0-1	0-0	0-4	4	6	1	0	0	0	0	22			
40	GREENE, Ali	1-1	0-0	0-0	0-1	1	1	2	0	0	0	0	10			
	Team				0-0											
Totals		24-41	5-12	13-20	4-28	32	18	66	16	18	6	3	200			

Officials: Krystal Apellaris, Tom Dorothea, Sall Esho
Technical fouls: Wichita State-None, Creighton-None.
Attendance: 1323

Score by periods	1st	2nd	3rd	4th	Total
Wichita State	11	13	16	21	61
Creighton	20	11	16	19	66

Points	In	Off	2nd	Fast	Bench
WICH	01	10	11	4	10
CRG	01	10	1	9	20

Last FG - WICH 4th-00:27, OU 4th-00:20.
Largest lead - WICH None, OU by 18 3rd-00:20.
WICH led for 00:00, OU led for 36:16. Game was tied for 00:44.

Score tied - 1 time.
Lead changed - 0 times.

Game 3 | Nov. 18 | Wichita, Kan. | Charles Koch Arena

Official Basketball Box Score - Game Totals - Final Statistics
South Dakota vs Wichita State
11/18/17 2 p.m. CT at Wichita, Kan. (Charles Koch Arena)



South Dakota 62 - 2-1

#	Player	Total		3-Ptr		Rebounds			PF	TP	A	TO	Blk	Stl	Min
		FG-FGA	FT-FTA	FG-FGA	FT-FTA	Off	Def	Total							
10	ARENS, Allison	2-8	0-0	1-2	4-5	9	2	13	1	3	0	2	3	0	36
12	BRADLEY, Jaycee	3-7	3-7	1-2	0-2	2	0	10	1	3	0	0	0	0	20
24	MCKEEVER, Madison	3-7	0-2	3-3	0-2	2	4	9	4	3	0	3	0	3	32
29	DUFFY, Clara	4-8	2-6	0-2	1-4	5	1	10	4	5	0	2	2	3	39
04	LIVERINGHOUSE, Kate	3-4	1-1	1-1	1-3	4	2	8	0	0	0	0	0	0	13
05	TRIMBOLI, Jasmine	2-6	0-3	0-0	3-5	4	4	3	3	1	1	2	1	2	25
11	ARENS, Monica	2-2	0-0	0-0	0-0	1	4	0	1	0	0	0	0	0	8
15	FREDERICK, Taylor	2-3	0-1	0-0	1-0	1	3	4	0	1	0	2	0	0	19
22	LAMB, Chloe	0-0	0-0	0-0	0-0	0	0	0	0	1	0	0	0	0	8
Totals		21-45	6-22	14-18	11-21	32	17	62	13	20	1	10	20	0	200
1st FG %		0-10	00.0%	0-10	00.0%	0-10	00.0%	0-10	00.0%	0-10	00.0%	0-10	00.0%	0-10	00.0%

Wichita State 48 - 0-3

#	Player	Total		3-Ptr		Rebounds			PF	TP	A	TO	Blk	Stl	Min
		FG-FGA	FT-FTA	FG-FGA	FT-FTA	Off	Def	Total							
01	THOMPSON, Kelce	2-4	0-0	1-2	1-0	1	2	3	2	5	2	1	1	2	23
08	STOVALL, Aundra	3-9	0-2	0-0	1-2	3	4	6	1	1	1	1	3	3	34
04	LOCKHART, Diamond	2-8	0-2	1-2	1-1	3	3	5	3	1	0	0	0	0	37
05	BESSARD, Rangie	6-15	1-5	2-2	6-5	11	4	15	0	5	1	0	3	0	36
40	TOMPKINS, Angie	4-8	0-0	1-3	4-4	0	8	8	0	2	1	0	1	1	36
06	PRESTON, Jelliah	4-11	1-5	0-0	0-0	0	3	9	1	2	0	1	2	0	20
11	LZADA-CABBAGE, Sabrina	0-1	0-0	0-0	0-0	0	0	0	0	0	0	0	0	0	2
22	FAYE, Alyssia	0-2	0-1	0-0	0-0	0	0	1	0	0	1	0	0	0	5
28	CHAIPEL, Jaleesa	0-1	0-0	0-0	0-0	0	0	1	0	0	1	0	0	0	2
30	AMBROSIO, Cesaria	0-0	0-0	0-0	0-0	1	1	0	0	1	2	0	0	0	5
Team						7	3	10							
Totals		21-59	2-18	4-6	18-15	33	18	48	8	16	3	7	20		

Officials: Doug Knight, Tina Cross, Linda Miles
Technical fouls: South Dakota-None, Wichita State-None.
Attendance: 2115

Score by periods	1st	2nd	3rd	4th	Total
South Dakota	11	19	19	13	62
Wichita State	13	4	17	14	48

Last FG - SD 4th-01:21, WICH 4th-00:51.
Largest lead - SD by 18 3rd-02:51, WICH by 2 1st-07:30.
SD led for 35:04, WICH led for 02:12. Game was tied for 04:27.

Score tied - 5 times.
Lead changed - 4 times.

Game 2 | Nov. 14 | Stillwater, Okla. | Gallagher-Iba Arena

Official Basketball Box Score - Game Totals - Final Statistics
Wichita State vs Oklahoma State
11-14-17 7 p.m. at Stillwater, Okla. (Gallagher-Iba Arena)



Wichita State 67 - 0-2

#	Player	Total		3-Ptr		Rebounds			PF	TP	A TO		Blk	Stl	Min	
		FG-FGA	FT-FTA	FG-FGA	FT-FTA	Off	Def	Total			Off	Def				
05	Bessard, Rangie	f 6-16	0-3	5-6	1-4	5	3	17	0	3	3	3	0	3	30	
40	Tompkins, Angie	f 7-11	2-2	3-3	1-6	7	4	19	0	1	1	2	2	5	25	
01	Thompson, Kelce	0-1	0-0	1-4	1-2	3	3	1	4	3	0	0	0	0	29	
04	Lockhart, Diamond	3-7	0-1	2-2	1-3	4	2	8	3	1	0	1	0	1	28	
10	Lee, Tamara	0-3	0-1	0-0	1-0	1	2	0	2	2	0	0	0	0	13	
03	Stovall, Aundra	1-4	1-1	0-0	0-1	1	4	3	0	1	0	0	0	0	17	
06	Preston, Jelliah	2-9	2-6	0-0	0-3	3	2	6	0	2	0	0	1	1	17	
11	Lzada-Cabbage, Sabrina	4-4	1-1	2-2	1-1	2	2	11	0	1	0	0	0	0	9	
22	Faye, Alyssia	1-1	0-0	0-0	0-0	0	1	2	0	2	0	0	0	0	14	
30	Ambrosio, Cesaria	0-5	0-3	0-0	4-4	8	1	0	1	5	0	1	1	0	18	
Team						2-2										
Totals		24-61		6-18		13-17			12-26		38-67		12-19		4-8-200	

Oklahoma State 91 - 2-0

#	Player	Total		3-Ptr		Rebounds			PF	TP	A TO			Blk	Stl	Min
		FG-FGA	FT-FTA	FG-FGA	FT-FTA	Off	Def	Total			Off	Def				
09	Coleman, Mandy	f	2-4	1-2	4-6	0	8	8	3	9	4	2	0	0	16	
54	Jensen, Kaylee	c	7-12	0-1	5-5	2	2	4	2	19	2	1	1	3	26	
11	Corbiss, Aereanna	g	1-5	0-0	1-2	0	0	0	3	1	0	0	2	21		
24	Wheeler, Karli	g	1-2	1-2	0-0	0	1	1	2	3	0	1	0	1	17	
32	Goodwin, Laryn	g	9-17	1-3	5-8	1	5	6	1	24	7	1	0	5	30	
10	Small, Shakila		1-2	1-2	0-0	1	0	1	1	3	0	0	0	0	4	
14	Miller, Braxxin		5-7	3-5	0-0	0	2	2	1	13	0	0	0	0	23	
20	Jones, LaTashia		2-3	1-1	0-0	0	2	2	2	5	3	2	0	0	14	
28	Hobbs, Jaden		2-3	2-3	2-2	1	2	3	0	8	2	3	0	1	26	
25	Winchester, Abbie		1-3	0-0	0-0	0	0	0	1	2	0	2	0	0	11	
30	Castro, Maria		0-1	0-1	2-4	0	0	0	3	2	0	0	0	0	12	
	Team					2	4	6								
	Totals		31-59	10-20	19-27	2	26	28	16	91	19	13	1	12	200	



1 Keke THOMPSON

5-5 | Sr. | Guard
 Montgomery, Ala. • Shelton State CC • Carver HS

OVERVIEW

2016-17 (Junior)

Started 21 of 28 games during her first season on campus... Averaged 6.4 points and finished second on the team with 73 assists... Scored a season high 16 points vs. Missouri State (Feb. 5, 2017)... Reached double-figures in scoring six times and dished out a season best six assists twice.

Junior College

Helped Shelton State to third at the NJCAA National Tournament and to a conference title... The Buccaneers were 29-3 and 34-2 in her two seasons as she contributed to a two-year record of 63-5 two-year total... Earned all-tournament honors at the Alabama Community College championship and the NJCAA Tournament... Career bests were 19 points, seven rebounds, seven assists and four steals... Averaged 9.4 points, 5.6 rebounds, 5.6 assists and 2.4 steals.

Personal

Born in Meridian, Miss... Full Name is Keyuana Patrease Thompson... Daughter of Bobby Bryant and Tracedra Smith... Has sisters, Destiny, Tyra, Mackenzie and Brikkia, and a brother, Myles... Also recruited by Texas Southern, Florida Atlantic, Jackson State and Austin Peay, Georgia College, Lyon College and the University of West Georgia... Interested in computer engineering at WSU.

CAREER HIGHS

Opponent	Opponent	Date
Points	17	at Creighton 11/10/17
Rebounds	9	UMKC 11/15/16
Field Goals	8	at Creighton 11/10/17
FG Attempts	15	at Creighton 11/10/17
3-Pointers	0	N/A
3-Pt Attempts	3	at Creighton 11/10/17
Free Throws	4	2x, last MISSOURI ST. 2/5/17
FT Attempts	6	2x, last at Indiana St. 1/27/17
Assists	6	3x, last at Creighton 11/10/17
Steals	6	ARKANSAS ST. 12/2/16
Blocks	3	vs. Southern Illinois 3/10/17
Minutes	38	CREIGHTON 11/13/16

MISCELLANEOUS

Category	17-18	Career
Games Played	4	32
Games Started	4	25
20+ Minutes	4	26
10+ Points	1	7
20+ Points	-	-
5+ Assists	1	4
5+ Rebounds	1	4
Leading Scorer	-	2
Leading Rebounder	-	3
Assist Leader	3	12

2017-18 GAME-BY-GAME STATISTICS

Date	Opponent	gs	min	fg	fga	3p	3pa	ft	fta	reb	pf	ast	to	blk	stl	pts
N-10	at Creighton	*	32	8	15	0	3	1	2	8	3	6	2	0	2	17
N-14	at Oklahoma St.	*	29	0	1	0	0	1	4	3	3	4	3	0	0	1
N-18	SOUTH DAKOTA	*	23	2	4	0	0	1	2	1	2	2	1	1	2	5
N-20	at Tennessee	*	24	2	5	0	0	0	0	0	1	4	4	0	2	4
N-24	vs. New Mexico															
N-25	vs. Illinois															
N-26	vs. UC Irvine															
N-29	MISSOURI ST.															
D-1	W. ILLINOIS															
D-7	at Missouri St.															
D-9	UMKC															
D-15	CHICAGO ST.															
D-16	ALCORN ST.															
D-20	at So. Dakota St.															
D-30	TULSA ^															
J-2	at Houston ^															
J-6	at UCF ^															
J-10	MEMPHIS ^															
J-13	at Tulane ^															
J-16	SMU ^															
J-21	USF ^															
J-27	at Memphis ^															
J-30	at ECU ^															
F-3	HOUSTON ^															
F-7	CINCINNATI ^															
F-10	at UConn ^															
F-14	TEMPLE ^															
F-17	at SMU ^															
F-24	TULANE ^															
F-26	at Tulsa ^															

THOMPSON'S CAREER TOTALS

Season	GP	GS	Min	Avg	FG	FGA	%	3FG	FGA	%	FT	FTA	%	Off	Def	Tot	Avg	PF	FO	A	TO	Blk	Stl	Pts	Avg
2016-17 Junior	28	21	738	26.4	73	157	.465	0	7	.000	34	51	.667	30	56	86	3.1	46	0	73	50	17	38	180	6.4
2017-18 Senior	4	4	108	27.0	12	25	.480	0	3	.000	3	8	.375	7	5	12	3.0	9	0	16	10	1	6	27	6.8
TOTALS	32	25	846	26.4	85	182	.467	0	10	.000	37	59	.627	37	61	98	3.1	55	0	89	60	18	44	207	6.5



3 Aundra STOVALL

5-2 | Sr. | Guard
 Arlington, Texas • Seguin HS

OVERVIEW

2016-17 (Junior)

Started 14 of the 31 games she appeared in, including 14 of the 18 Missouri Valley Conference games... Averaged 2.9 points and 2.1 assists per game... Scored a career-high 14 points in a win vs. Bradley on Feb. 19, 2017... When not in the starting lineup, usually was the first player off the bench.

2015-16 (Sophomore)

Started 19 of the 30 games she played, including the first 12-straight games... Averaged 1.8 assists a game... Led WSU with 12 points against Richmond in the FIU Turkey SlamHad a season-best five assists at Bradley and at Creighton.

2014-15 (Freshman)

Played in 27 games, which included one start, as a freshman... Averaged .5 points and .4 rebounds in 6.2 minutes a game.

High School

Stovall led Arlington Seguin High School to a district championship as a junior and her team was area champs and a regional qualifier her senior season ... She is a three-time first team all-district selection and three-time TABC All-Region First Team honoree... ESPN rated her as a three-star recruit and the No. 60 point guard in her national class...As a junior, Stovall scored 11.4 ppg while grabbing 3.1 rpg, dishing out 2.7 apg, and forcing 4.0 steals per game... An excellent student, Stovall was also an Academic All-District selection... A four-year letterwinner in basketball, she was nominated McDonald's All-American from her school and first-team all-district three years... She was also an All-State selection as a senior.

Personal

Aundra Stovall was born in Arlington, Texas ... Daughter of Eugene and Michelle Johnson ... Has brothers, Marquist and Travell, and a sister Shontrez.

CAREER HIGHS

Category	Opponent	Date
Points	14 at Bradley	2/19/17
Rebounds	7 at Illinois State	2/17/17
Field Goals	5 2x, last at Bradley	2/19/17
FG Attempts	11 vs. Richmond	11/27/15
3-Pointers	2 5x, last MISSOURI ST	1/30/16
3-Pt Attempts	6 3x, last DRAKE	1/10/16
Free Throws	4 2x, last at Bradley	2/19/17
FT Attempts	5 2x, last at Bradley	2/19/17
Assists	6 INCARNATE WORD	12/17/16
Steals	3 8x, last S. DAKOTA	11/18/17
Blocks	1 3x, last S. DAKOTA	11/18/17
Minutes	45 SE MISSOURI	12/4/15

MISCELLANEOUS

Category	17-18	Career
Games Played	4	92
Games Started	1	34
20+ Minutes	2	47
10+ Points	-	2
20+ Points	-	-
5+ Assists	-	4
5+ Rebounds	-	1
Leading Scorer	-	-
Leading Rebounder	-	-
Assist Leader	-	15

2017-18 GAME-BY-GAME STATISTICS

Date	Opponent	gs	min	fg	fga	3p	3pa	ft	fta	reb	pf	ast	to	blk	stl	pts
N-10	at Creighton		26	1	4	1	3	2	2	0	3	2	0	0	0	5
N-14	at Oklahoma St.		17	1	4	1	1	0	0	1	4	0	1	0	0	3
N-18	SOUTH DAKOTA	*	34	3	9	0	2	0	0	3	4	1	1	1	3	6
N-20	at Tennessee		15	1	4	0	0	0	0	0	2	1	0	0	0	2
N-24	vs. New Mexico															
N-25	vs. Illinois															
N-26	vs. UC Irvine															
N-29	MISSOURI ST.															
D-1	W. ILLINOIS															
D-7	at Missouri St.															
D-9	UMKC															
D-15	CHICAGO ST.															
D-16	ALCORN ST.															
D-20	at So. Dakota St.															
D-30	TULSA ^															
J-2	at Houston ^															
J-6	at UCF ^															
J-10	MEMPHIS ^															
J-13	at Tulane ^															
J-16	SMU ^															
J-21	USF ^															
J-27	at Memphis ^															
J-30	at ECU ^															
F-3	HOUSTON ^															
F-7	CINCINNATI ^															
F-10	at UConn ^															
F-14	TEMPLE ^															
F-17	at SMU ^															
F-24	TULANE ^															
F-26	at Tulsa ^															

STOVALL'S CAREER TOTALS

Season		GP	GS	Min	Avg	FG	FGA	%	3FG	FGA	%	FT	FTA	%	Off	Def	Tot	Avg	PF	FO	A	TO	Blk	Stl	Pts	Avg
2014-15	Freshman	27	1	167	6.2	4	29	.167	3	18	.167	2	4	.500	2	10	12	0.4	19	0	11	6	0	6	13	0.5
2015-16	Sophomore	30	19	947	31.6	49	155	.316	18	65	.277	10	21	.476	11	40	51	1.7	61	2	56	70	1	38	126	4.2
2016-17	Junior	31	13	651	21.0	33	88	.375	9	30	.300	16	22	.727	7	28	35	1.1	56	1	66	57	1	33	91	2.9
2017-18	Senior	4	1	92	23.0	6	21	.286	2	6	.333	2	2	1.000	1	3	4	1.0	13	0	4	2	1	3	16	4.0
TOTALS		92	34	1857	20.2	92	293	.314	32	119	.269	30	49	.612	21	81	102	1.1	149	3	137	135	3	80	246	2.7



4 Diamond LOCKHART

5-5 | R-Sr. | Guard
Red Oak, Texas • Texas Tech • Red Oak HS

OVERVIEW

2016-17 (Junior)

Appeared in all 31 games with 17 starts... Averaged 3.4 points per game... Double-figures in two games, including a season-high 13 points in the Shockers' win vs. UT-Arlington on Nov. 20, 2016.

2015-16 (Sophomore)

Led WSU in assists with 77 in 30 games played while she started in 22... Averaged 2.6 assists a game... From the line, scorched the nets shooting 92.6 percent (25-of-27)... Named to the MVC Scholar-Athlete Second Team for her outstanding 3.9 GPA in exercise Science... Also named the Valley's State Farm Good Neighbor Award recipient... Named a Valley Player of the Week after a career-high 21 points against Southeast Missouri... Also had a 19-point outing against SIU in Wichita.

2014-15

Redshirted due to NCAA Transfer rules.

Texas Tech (Freshman)

Averaged 4.3 points and 1.4 rebounds while playing 30 games and starting 11 for the Red Raiders ... Averaged 17.4 minutes a game and shot 30.5 percent from the field ... Was 25-of-28 from the line for 89 percent ... Also had 39 assists in 30 games ... Had a career-high 13 points against New Mexico and had 12 points against Texas.

High School

No. 53 overall player on 2013 espnW HoopGurlz Top 100 ... Played AAU ball for DFW Elite ... Averaged 14.3 points, 4 assists and 3.4 steals per game senior season at Red Oak ... District 15-4A Offensive MVP ... 2012-13 TABC All-Regional First Team ... 2012-13 TGCA Class 4A First Team and Academic First Team ... Sat out 2011-12 junior year with torn ACL ... Averaged 15.2 points, 4.4 assists, 3.6 steals and 6.2 rebounds per game as a sophomore at Red Oak High School ... Sophomore of the Year and 2010-11 All-Region First Team ... 2011-12 Academic All-District ... 2009-10 Newcomer of the Year ... also recruited by Ole Miss, Virginia Tech, Providence, UTEP and Kansas.

Personal

Diamond Danielle Lockhart... Born in Grapevine, Texas... Daughter of Frederick Antony Lockhart and Eloisa Miranda Bly ... Siblings are Jade Bly and Toni Lockhart.

CAREER HIGHS

Category	Opponent	Date
Points	21 SE MISSOURI	12/4/15
Rebounds	7 SOUTHERN ILLINOIS	1/22/16
Field Goals	8 SE MISSOURI	12/4/15
FG Attempts	14 2x, last at Tennessee	11/20/17
3-Pointers	3 3x, last at Drake	2/5/16
3-Pt Attempts	7 MISSOURI	11/18/15
Free Throws	4 2x, last MISSOURI ST	1/30/16
FT Attempts	4 5x, last BRADLEY	1/20/17
Assists	7 at FIU	11/29/15
Steals	4 3x, last at Tennessee	11/20/17
Blocks	-	
Minutes	45 SE MISSOURI	12/4/15

MISCELLANEOUS

Category	17-18	Career
Games Played	4	65
Games Started	4	42
20+ Minutes	3	45
10+ Points	1	9
20+ Points	-	1
5+ Assists	-	3
5+ Rebounds	1	10
Leading Scorer	1	6
Leading Rebounder	-	-
Assist Leader	1	14

2017-18 GAME-BY-GAME STATISTICS

Date	Opponent	gs	min	fg	fga	3p	3pa	ft	ftm	reb	pf	ast	to	blk	stl	pts
N-10	at Creighton	*	19	0	4	0	0	0	0	1	0	2	0	0	0	0
N-14	at Oklahoma St.	*	28	3	7	0	1	2	2	4	2	3	1	0	1	8
N-18	SOUTH DAKOTA	*	37	2	8	0	2	1	2	3	3	3	1	0	0	5
N-20	at Tennessee	*	37	6	14	1	3	0	0	6	4	3	2	0	4	13
N-24	vs. New Mexico															
N-25	vs. Illinois															
N-26	vs. UC Irvine															
N-29	MISSOURI ST.															
D-1	W. ILLINOIS															
D-7	at Missouri St.															
D-9	UMKC															
D-15	CHICAGO ST.															
D-16	ALCORN ST.															
D-20	at So. Dakota St.															
D-30	TULSA ^															
J-2	at Houston ^															
J-6	at UCF ^															
J-10	MEMPHIS ^															
J-13	at Tulane ^															
J-16	SMU ^															
J-21	USF ^															
J-27	at Memphis ^															
J-30	at ECU ^															
F-3	HOUSTON ^															
F-7	CINCINNATI ^															
F-10	at UConn ^															
F-14	TEMPLE ^															
F-17	at SMU ^															
F-24	TULANE ^															
F-26	at Tulsa ^															

LOCKHART'S CAREER TOTALS

Season	GP	GS	Min	Avg	FG	FGA	%	3FG	FGA	%	FT	FTA	%	Off	Def	Tot	Avg	PF	FO	A	TO	Blk	Stl	Pts	Avg
2015-16 Sophomore	30	22	976	32.5	85	256	.332	21	91	.231	25	27	.926	23	65	88	2.9	54	1	77	87	0	38	216	7.2
2016-17 Junior	31	16	572	18.5	40	109	.367	10	36	.278	15	21	.714	18	41	59	1.9	44	0	38	30	0	23	105	3.4
2017-18 Senior	4	4	121	30.3	11	33	.333	1	6	.167	3	4	.750	5	9	14	3.5	9	0	11	4	0	5	26	6.5
TOTALS	65	42	1669	25.7	136	398	.342	32	133	.241	43	52	.827	46	115	161	2.5	107	1	126	121	0	66	347	5.3



5 Jeliah PRESTON

5-7 | Sr. | Guard
Houston, Texas • Blinn CC • Klein Forest HS

OVERVIEW

2016-17 (Junior)

Appeared in 29 games, including four starts... Averaged 5.6 points, while shooting 40.1 percent from the field... Led the team with 34 made three-point field goals and ranked second in three-point percentage (.382)... Reached the double-digit mark in scoring in five games... Scored a season high 21 points on Dec. 16, 2016, in the Shocker Winter Classic vs. Abilene Christian... Tallied 17 points vs. Northeastern (Nov. 26, 2016) to go with a season best five made three-point field goals on seven attempts.

Junior College

Helped Blinn JC to NJCAA Sweet 16 after winning a regional championship and earning a 26-9 record... The regional title was the first in 27 years for Blinn... Averaged 13.4 points 3.4 rebounds and 2.6 assists per game... Career highs were 24 points and five boards for the Buccaneers and Coach Jeff Jenkins.

High School

Earned First Team All-District honors for Klein Forest HS... Lettered four years for Coach Jean Hurt and the Eagles.

Personal

Born in Houston, Texas... Daughter of Edwin Hamilton and Robin Preston... Has a brother, Darrius... Also recruited by Louisiana Tech, Louisiana Monroe, Prairie View and Jackson State... Interested in Exercise Science with a future in coaching.

CAREER HIGHS

Category	Opponent	Date
Points	21 ABILENE CHRISTIAN	12/16/16
Rebounds	4 2x, last INDIANA ST	2/26/17
Field Goals	8 ABILENE CHRISTIAN	12/16/16
FG Attempts	13 2x, last vs. Drake	3/11/17
3-Pointers	5 vs. Northeastern	11/26/16
3-Pt Attempts	9 vs. Drake	3/11/17
Free Throws	3 at Evansville	1/15/17
FT Attempts	6 at Evansville	1/15/17
Assists	4 at Drake	3/4/17
Steals	2 4x, last at Tennessee	11/20/17
Blocks	1 4x, last vs. Drake	3/11/17
Minutes	29 vs. Drake	3/11/17

MISCELLANEOUS

Category	17-18	Career
Games Played	4	33
Games Started	2	6
20+ Minutes	3	13
10+ Points	1	6
20+ Points	-	1
5+ Assists	-	-
5+ Rebounds	-	-
Leading Scorer	-	3
Leading Rebounder	-	-
Assist Leader	-	-

2017-18 GAME-BY-GAME STATISTICS

Date	Opponent	gs	min	fg	fga	3p	3pa	ft	fta	reb	pf	ast	to	blk	stl	pts
N-10	at Creighton	*	25	2	9	0	1	2	3	1	0	0	0	0	1	6
N-14	at Oklahoma St.		17	2	9	2	6	0	0	3	2	0	2	0	1	6
N-18	SOUTH DAKOTA		20	4	11	1	5	0	0	0	3	1	2	0	1	6
N-20	at Tennessee	*	27	4	10	3	8	1	2	2	3	1	0	0	2	12
N-24	vs. New Mexico															
N-25	vs. Illinois															
N-26	vs. UC Irvine															
N-29	MISSOURI ST.															
D-1	W. ILLINOIS															
D-7	at Missouri St.															
D-9	UMKC															
D-15	CHICAGO ST.															
D-16	ALCORN ST.															
D-20	at So. Dakota St.															
D-30	TULSA ^															
J-2	at Houston ^															
J-6	at UCF ^															
J-10	MEMPHIS ^															
J-13	at Tulane ^															
J-16	SMU ^															
J-21	USF ^															
J-27	at Memphis ^															
J-30	at ECU ^															
F-3	HOUSTON ^															
F-7	CINCINNATI ^															
F-10	at UConn ^															
F-14	TEMPLE ^															
F-17	at SMU ^															
F-24	TULANE ^															
F-26	at Tulsa ^															

PRESTON'S CAREER TOTALS

Season		GP	GS	Min	Avg	FG	FGA	%	3FG	FGA	%	FT	FTA	%	Off	Def	Tot	Avg	PF	FO	A	TO	Blk	Stl	Pts	Avg
2016-17	Junior	29	4	420	14.5	59	147	.401	34	89	.382	9	18	.500	2	28	30	1.0	46	0	29	28	4	12	161	5.6
2017-18	Senior	4	2	89	22.3	12	39	.308	6	20	.300	3	5	.600	2	4	6	1.5	8	0	2	4	0	5	33	8.3
TOTALS		33	6	509	15.4	71	186	.382	40	109	.367	12	23	.522	4	32	36	1.1	54	0	31	32	4	17	194	5.9

**10 Tamara LEE**

5-8 | Sr. | Guard

Edmond, Okla. • Butler CC • Edmond Santa Fe HS

OVERVIEW**2016-17 (Junior)**

Saw action in all 31 games, starting six... Averaged 5.9 points in 17.5 minutes per game... Six games in double-figures, highlighted by a career-high 20 points in Wichita State's 69-51 win vs. Arkansas State on Dec. 2, 2016... Went 5-for-10 from long range in the win over Arkansas State... Tallied 17 points in only 18 minutes of action off the bench vs. Missouri State (Jan. 6, 2017)... Dished out a season-best seven assists on Feb. 12, 2017 vs. Southern Illinois.

Butler CC

Played in all 32 games, starting 31, and averaging 13.3 points... Earned Jayhawk Conference first-team honors and was second-team all-region... Shot 42.9 percent from the field and 83 percent from the line for coach Mike Helmer.

University of Denver

Played in 23 games and averaged 3.4 points as a freshman... Highs were 16 points, and also had highs of three, three-pointers and three steals in limited action... Transferred to Butler County for her sophomore season.

High School

Helped Edmond Santa Fe to an 108-4 record in four years, including a 28-0 record and state title her sophomore season... Also won a state title her freshman season... Lowest finish at state was a semi-final finish her junior season... The Wolves were state runner-up her senior season... Named Tulsa World Third-Team All-State, Honorable Mention All-State by the Daily Oklahoman and a First Team Big All-City by the Daily Oklahoman... Was First Team Vype Magazine Large City... Named First Team All-State Tournament three years... Also Oklahoma Coaches Association and Oklahoma Girls Basketball Coaches Association All-State in 2014... Had 1,268 career points in four seasons.

Personal

Born Tamara Raon Lee on Nov. 10, 1995 in Shawnee, Okla... Daughter of Marcus and Shannon Lee... Has a brother, Mason... Also recruited by Texas Southern, Liberty, ORU, North Texas, and Northern Colorado... Interested in communications at WSU with aspirations to be a college coach... Played summer basketball for Oklahoma Select Red and coach Trevor White.

CAREER HIGHS

Opponent	Opponent	Date
Points	20	ARKANSAS STATE 12/2/16
Rebounds	5	ARKANSAS STATE 12/2/16
Field Goals	6	ARKANSAS STATE 12/2/16
FG Attempts	13	ARKANSAS STATE 12/2/16
3-Pointers	5	ARKANSAS STATE 12/2/16
3-Pt Attempts	10	ARKANSAS STATE 12/2/16
Free Throws	4	3x, last at Bradley 2/19/17
FT Attempts	6	at UT-Arlington 11/20/16
Assists	7	SOUTHERN ILLINOIS 2/12/17
Steals	3	3x, last SIU 2/12/17
Blocks	-	
Minutes	37	ARKANSAS STATE 12/2/16

MISCELLANEOUS

Category	17-18	Career
Games Played	2	33
Games Started	1	7
20+ Minutes	1	13
10+ Points	1	6
20+ Points	-	1
5+ Assists	-	1
5+ Rebounds	-	1
Leading Scorer	-	2
Leading Rebounder	-	-
Assist Leader	-	1

2017-18 GAME-BY-GAME STATISTICS

Date	Opponent	gs	min	fg	fga	3p	3pa	ft	fta	reb	pf	ast	to	blk	stl	pts
N-10	at Creighton	23	3	6	2	4	2	2	3	2	0	0	0	0	0	10
N-14	at Oklahoma St.	* 13	0	3	0	1	0	0	1	2	2	2	0	0	0	0
N-18	SOUTH DAKOTA	DNP														
N-20	at Tennessee	DNP														
N-24	vs. New Mexico															
N-25	vs. Illinois															
N-26	vs. UC Irvine															
N-29	MISSOURI ST.															
D-1	W. ILLINOIS															
D-7	at Missouri St.															
D-9	UMKC															
D-15	CHICAGO ST.															
D-16	ALCORN ST.															
D-20	at So. Dakota St.															
D-30	TULSA ^															
J-2	at Houston ^															
J-6	at UCF ^															
J-10	MEMPHIS ^															
J-13	at Tulane ^															
J-16	SMU ^															
J-21	USF ^															
J-27	at Memphis ^															
J-30	at ECU ^															
F-3	HOUSTON ^															
F-7	CINCINNATI ^															
F-10	at UConn ^															
F-14	TEMPLE ^															
F-17	at SMU ^															
F-24	TULANE ^															
F-26	at Tulsa ^															

LEE'S CAREER TOTALS

Season	GP	GS	Min	Avg	FG	FGA	%	3FG	FGA	%	FT	FTA	%	Off	Def	Tot	Avg	PF	FO	A	TO	Blk	Stl	Pts	Avg
2016-17 Junior	31	6	543	17.5	58	176	.330	31	107	.290	37	51	.725	6	37	43	1.4	49	0	29	28	0	34	184	5.9
2017-18 Senior	2	1	36	18.0	3	9	.333	2	5	.400	2	2	1.000	1	3	4	2.0	4	0	2	2	0	0	10	5.0
TOTALS	33	7	579	17.5	61	185	.330	33	112	.295	39	53	.736	7	40	47	1.4	53	0	31	30	0	34	194	5.9



11 Sabrina LOZADA-CABBAGE

6-2 | Jr. | Forward
 Santa Fe, N.M. • Santa Fe HS

OVERVIEW

2016-17 (Sophomore):

Saw action in 30 contests with 13 starts, all coming in Missouri Valley Conference action... Averaged 4.1 points and 3.5 rebounds, while shooting 51.5 percent from the floor... Collected a double-double in a road win at Bradley (Feb. 19, 2017) with 13 points and 17 rebounds to go with two steals and three blocks as well... Scored 12 points and pulled down seven rebounds in a dominating win over Loyola on Jan. 29, 2017.

2015-16 (Freshman):

Started 11 of the 14 games after being cleared to play following knee surgery prior to her arrival at WSU... Was cleared for the Oklahoma Christian game on Dec. 29... Scored a WSU career-high eight points at Missouri State and had six boards two times.

High School

Averaged 13.4 points, 6.5 rebounds, 2.3 assists and 1.6 blocks a game as a junior, helping her team to a No. 1-ranking in Class 4A and a 30-2 record ... Won state championship as a junior... Missed her senior season due to injury... Her team was 86-24 her four seasons... Has played for the New Mexico Select team since seventh grade for coach Bill Krum... Lettered three years in basketball and two years in volleyball for the Demons.

Personal

Daughter of Roddy Cabbage and Emma Lozada... Born in Twin Falls, Idaho... Dad played soccer and football at Galluadet University... Has two brothers, Henry and Bailey... Is fluent in sign language.

CAREER HIGHS

Opponent	Opponent	Date
Points	13	at Bradley 2/19/17
Rebounds	17	at Bradley 2/19/17
Field Goals	6	at Bradley 2/19/17
FG Attempts	11	at Bradley 2/19/17
3-Pointers	2	at Loyola 1/29/17
3-Pt Attempts	2	2x, last at Loyola 1/29/17
Free Throws	5	EVANSVILLE 2/19/16
FT Attempts	6	EVANSVILLE 2/19/16
Assists	4	EVANSVILLE 2/10/17
Steals	4	vs. Stanford 11/25/16
Blocks	3	at Bradley 2/19/17
Minutes	34	at Bradley 2/19/17

MISCELLANEOUS

Category	17-18	Career
Games Played	4	47
Games Started	1	23
20+ Minutes	-	11
10+ Points	1	3
20+ Points	-	-
5+ Assists	-	-
5+ Rebounds	-	11
Leading Scorer	-	-
Leading Rebounder	-	5
Assist Leader	-	1

2017-18 GAME-BY-GAME STATISTICS

Date	Opponent	gs	min	fg	fga	3p	3pa	ft	fta	reb	pf	ast	to	blk	stl	pts
N-10	at Creighton	*	11	0	2	0	1	0	0	1	4	0	2	0	0	0
N-14	at Oklahoma St.		9	4	4	1	1	2	2	2	2	0	1	0	0	11
N-18	SOUTH DAKOTA		2	0	1	0	0	0	0	0	0	0	0	0	0	0
N-20	at Tennessee		14	1	6	0	1	2	2	4	3	1	2	0	1	4
N-24	vs. New Mexico															
N-25	vs. Illinois															
N-26	vs. UC Irvine															
N-29	MISSOURI ST.															
D-1	W. ILLINOIS															
D-7	at Missouri St.															
D-9	UMKC															
D-15	CHICAGO ST.															
D-16	ALCORN ST.															
D-20	at So. Dakota St.															
D-30	TULSA ^															
J-2	at Houston ^															
J-6	at UCF ^															
J-10	MEMPHIS ^															
J-13	at Tulane ^															
J-16	SMU ^															
J-21	USF ^															
J-27	at Memphis ^															
J-30	at ECU ^															
F-3	HOUSTON ^															
F-7	CINCINNATI ^															
F-10	at UConn ^															
F-14	TEMPLE ^															
F-17	at SMU ^															
F-24	TULANE ^															
F-26	at Tulsa ^															

LOZADA-CABBAGE'S CAREER TOTALS

Season	GP	GS	Min	Avg	FG	FGA	%	3FG	FGA	%	FT	FTA	%	Off	Def	Tot	Avg	PF	FO	A	TO	Blk	Stl	Pts	Avg
2015-16 Freshman	13	10	197	15.2	17	31	.548	1	3	.333	12	14	.857	7	25	32	2.5	35	0	4	18	10	8	47	3.6
2016-17 Sophomore	30	12	448	14.9	52	101	.515	6	9	.667	13	23	.565	26	79	105	3.5	53	0	18	26	13	21	123	4.1
2017-18 Junior	4	1	36	9.0	5	13	.385	1	3	.333	4	4	1.000	2	5	7	1.8	9	0	1	5	0	2	15	3.8
TOTALS	47	23	671	14.3	74	145	.510	8	15	.533	29	41	.707	35	109	144	3.1	97	0	23	49	23	31	185	3.9



12 Fanny HAKANSON

5-8 | Fr. | Guard
Stockholm, Sweden

OVERVIEW

Alvik Basketball Club

Spent her entire career with the Alvik Basketball Club in Stockholm, Sweden... Averaged 15.0 points, 7.0 rebounds and 7.0 assists last season with the club at the Division 1 level... Played a total of 59 games for the Swedish Youth National Team (U-15-U-18) and is trying out for the U-20 team this summer.

Personal

Both parents played professionally and brother currently plays professionally in Spain.

Keitha Adams:

"Fanny is a combo guard who brings her game from Sweden. She is a very competitive young lady who wants to win. She is fundamental, can shoot the 3 and is a great passer as an incoming freshman."

CAREER HIGHS

Category	Opponent	Date
Points		
Rebounds		
Field Goals		
FG Attempts		
3-Pointers		
3-Pt Attempts		
Free Throws		
FT Attempts		
Assists		
Steals		
Blocks		
Minutes		

MISCELLANEOUS

Category	17-18	Career
Games Played	-	-
Games Started	-	-
20+ Minutes	-	-
10+ Points	-	-
20+ Points	-	-
5+ Assists	-	-
5+ Rebounds	-	-
Leading Scorer	-	-
Leading Rebounder	-	-
Assist Leader	-	-

2017-18 GAME-BY-GAME STATISTICS

Date	Opponent	gs	min	fg	fga	3p	3pa	ft	fta	reb	pf	ast	to	blk	stl	pts
N-10	at Creighton	DNP														
N-14	at Oklahoma St.	DNP														
N-18	SOUTH DAKOTA	DNP														
N-20	at Tennessee	DNP														
N-24	vs. New Mexico															
N-25	vs. Illinois															
N-26	vs. UC Irvine															
N-29	MISSOURI ST.															
D-1	W. ILLINOIS															
D-7	at Missouri St.															
D-9	UMKC															
D-15	CHICAGO ST.															
D-16	ALCORN ST.															
D-20	at So. Dakota St.															
D-30	TULSA ^															
J-2	at Houston ^															
J-6	at UCF ^															
J-10	MEMPHIS ^															
J-13	at Tulane ^															
J-16	SMU ^															
J-21	USF ^															
J-27	at Memphis ^															
J-30	at ECU ^															
F-3	HOUSTON ^															
F-7	CINCINNATI ^															
F-10	at UConn ^															
F-14	TEMPLE ^															
F-17	at SMU ^															
F-24	TULANE ^															
F-26	at Tulsa ^															

HAKANSON'S CAREER TOTALS

Season	GP	GS	Min	Avg	FG	FGA	%	3FG	FGA	%	FT	FTA	%	Off	Def	Tot	Avg	PF	F0	A	TO	Blk	Stl	Pts	Avg
2017-18	Freshman																								
TOTALS																									

**13 Raven PRINCE**

6-1 | Jr. | Forward
Oklahoma City, Okla. • Butler CC • Millwood HS

OVERVIEW**Butler CC**

Second Team All-KJCCC performer as a sophomore... Averaged 10.0 points and 7.0 rebounds for the Grizzlies in 31 games... Scored a season-high 20 points vs. Coffeyville... Scored in double-figures 16 times, including five double-doubles... Led the team with 97 made free throws on the season.

High School

Led Millwood to four straight Oklahoma State Tournaments... Three year starter... 2012 3A Basketball State Champion... Named the 2012 3A Freshman of the year... 2013-14 3A All State... Was named the 2014 Carl Albert Tournament and 2014 Millwood Invitational Most Valuable Player... Averaged 16.3 Points per game as a Senior... Played for Shannon Hayes.

Keitha Adams:

"Raven is a very athletic forward that can score, rebound, defend and brings added depth and size to our team. She brings a lot of energy to the court."

CAREER HIGHS

Opponent	Opponent	Date
Points		
Rebounds		
Field Goals		
FG Attempts		
3-Pointers		
3-Pt Attempts		
Free Throws		
FT Attempts		
Assists		
Steals		
Blocks		
Minutes		

MISCELLANEOUS

Category	17-18	Career
Games Played	-	-
Games Started	-	-
20+ Minutes	-	-
10+ Points	-	-
20+ Points	-	-
5+ Assists	-	-
5+ Rebounds	-	-
Leading Scorer	-	-
Leading Rebounder	-	-
Assist Leader	-	-

2017-18 GAME-BY-GAME STATISTICS

Date	Opponent	gs	min	fg	fga	3p	3pa	ft	fta	reb	pf	ast	to	blk	stl	pts
N-10	at Creighton	DNP														
N-14	at Oklahoma St.	DNP														
N-18	SOUTH DAKOTA	DNP														
N-20	at Tennessee	DNP														
N-24	vs. New Mexico															
N-25	vs. Illinois															
N-26	vs. UC Irvine															
N-29	MISSOURI ST.															
D-1	W. ILLINOIS															
D-7	at Missouri St.															
D-9	UMKC															
D-15	CHICAGO ST.															
D-16	ALCORN ST.															
D-20	at So. Dakota St.															
D-30	TULSA ^															
J-2	at Houston ^															
J-6	at UCF ^															
J-10	MEMPHIS ^															
J-13	at Tulane ^															
J-16	SMU ^															
J-21	USF ^															
J-27	at Memphis ^															
J-30	at ECU ^															
F-3	HOUSTON ^															
F-7	CINCINNATI ^															
F-10	at UConn ^															
F-14	TEMPLE ^															
F-17	at SMU ^															
F-24	TULANE ^															
F-26	at Tulsa ^															

PRINCE'S CAREER TOTALS

Season	GP	GS	Min	Avg	FG	FGA	%	3FG	FGA	%	FT	FTA	%	Off	Def	Tot	Avg	PF	FO	A	TO	Blk	Stl	Pts	Avg
2017-18																									
TOTALS																									

**15 Khady SENE**

6-1 | So. | Forward
Mbour, Senegal • Lycee Cald Mbour

OVERVIEW**High School**

Attended Lycee Cald Mbour...

Personal

Full name is Ndeye Khady Sene... Born in Mbour, Senegal... Daughter of Khalifa Sene and Niaye Fall... Has two brothers and two sisters.

CAREER HIGHS

Opponent	Opponent	Date
Points		
Rebounds		
Field Goals		
FG Attempts		
3-Pointers		
3-Pt Attempts		
Free Throws		
FT Attempts		
Assists		
Steals		
Blocks		
Minutes		

MISCELLANEOUS

Category	17-18	Career
Games Played	-	-
Games Started	-	-
20+ Minutes	-	-
10+ Points	-	-
20+ Points	-	-
5+ Assists	-	-
5+ Rebounds	-	-
Leading Scorer	-	-
Leading Rebounder	-	-
Assist Leader	-	-

2017-18 GAME-BY-GAME STATISTICS

Date	Opponent	gs	min	fg	fga	3p	3pa	ft	fta	reb	pf	ast	to	blk	stl	pts
N-10	at Creighton	DNP														
N-14	at Oklahoma St.	DNP														
N-18	SOUTH DAKOTA	DNP														
N-20	at Tennessee	DNP														
N-24	vs. New Mexico															
N-25	vs. Illinois															
N-26	vs. UC Irvine															
N-29	MISSOURI ST.															
D-1	W. ILLINOIS															
D-7	at Missouri St.															
D-9	UMKC															
D-15	CHICAGO ST.															
D-16	ALCORN ST.															
D-20	at So. Dakota St.															
D-30	TULSA ^															
J-2	at Houston ^															
J-6	at UCF ^															
J-10	MEMPHIS ^															
J-13	at Tulane ^															
J-16	SMU ^															
J-21	USF ^															
J-27	at Memphis ^															
J-30	at ECU ^															
F-3	HOUSTON ^															
F-7	CINCINNATI ^															
F-10	at UConn ^															
F-14	TEMPLE ^															
F-17	at SMU ^															
F-24	TULANE ^															
F-26	at Tulsa ^															

SENE'S CAREER TOTALS

Season	GP	GS	Min	Avg	FG	FGA	%	3FG	FGA	%	FT	FTA	%	Off	Def	Tot	Avg	PF	FO	A	TO	Blk	Stl	Pts	Avg
2017-18	Sophomore																								
TOTALS																									

**22 Alyssia FAYE**6-2 | Fr. | Forward
Valence, France • Lycée Jean Mermoz HS**OVERVIEW****High School**

Attended Lycée Jean Mermoz High School in Montpellier, France... Helped lead her team to the National High School Tournament championship... Selected for the French National U-20 team for the European Championship... Member of the U-15 French National Team in 2012... Averaged 12.6 points and 8.8 rebounds for the U-20 club in 2016-17.

Personal

Born in Valence, France... Daughter of Etienne Faye and Katia Faye Forel... Has one sister, Meissa... Favorite athlete is LeBron James... Plans to major in business management at Wichita State.

Keitha Adams:

"Alyssia can play the forward and post spots for us. She is coming from a very good program and system in France. Both of her parents played basketball and her dad is a very good coach as well. Alyssia can score around the basket, is a solid rebounder and will bring a physical presence."

CAREER HIGHS

Category	Opponent	Date
Points	2 at Oklahoma State	11/14/17
Rebounds	1 at Creighton	11/10/17
Field Goals	1 at Oklahoma State	11/14/17
FG Attempts	2 SOUTH DAKOTA	11/18/17
3-Pointers	-	-
3-Pt Attempts	1 SOUTH DAKOTA	11/18/17
Free Throws	-	-
FT Attempts	-	-
Assists	2 at Oklahoma State	11/14/17
Steals	1 at Creighton	11/10/17
Blocks	-	-
Minutes	14 at Oklahoma State	11/14/17

MISCELLANEOUS

Category	17-18	Career
Games Played	4	4
Games Started	-	-
20+ Minutes	-	-
10+ Points	-	-
20+ Points	-	-
5+ Assists	-	-
5+ Rebounds	-	-
Leading Scorer	-	-
Leading Rebounder	-	-
Assist Leader	-	-

2017-18 GAME-BY-GAME STATISTICS

Date	Opponent	gs	min	fg	fga	3p	3pa	ft	fta	reb	pf	ast	to	blk	stl	pts
N-10	at Creighton	5	0	0	0	0	0	0	0	1	0	0	1	0	1	0
N-14	at Oklahoma St.	14	1	1	0	0	0	0	0	0	1	2	0	0	0	2
N-18	SOUTH DAKOTA	5	0	2	0	1	0	0	0	0	1	0	1	0	0	0
N-20	at Tennessee	4	0	1	0	0	0	0	0	0	0	0	0	0	0	0
N-24	vs. New Mexico															
N-25	vs. Illinois															
N-26	vs. UC Irvine															
N-29	MISSOURI ST.															
D-1	W. ILLINOIS															
D-7	at Missouri St.															
D-9	UMKC															
D-15	CHICAGO ST.															
D-16	ALCORN ST.															
D-20	at So. Dakota St.															
D-30	TULSA ^															
J-2	at Houston ^															
J-6	at UCF ^															
J-10	MEMPHIS ^															
J-13	at Tulane ^															
J-16	SMU ^															
J-21	USF ^															
J-27	at Memphis ^															
J-30	at ECU ^															
F-3	HOUSTON ^															
F-7	CINCINNATI ^															
F-10	at UConn ^															
F-14	TEMPLE ^															
F-17	at SMU ^															
F-24	TULANE ^															
F-26	at Tulsa ^															

FAYE'S CAREER TOTALS

Season	GP	GS	Min	Avg	FG	FGA	%	3FG	FGA	%	FT	FTA	%	Off	Def	Tot	Avg	PF	FO	A	TO	Blk	Stl	Pts	Avg	
2017-18	Freshman	4	0	28	7.0	1	4	.250	0	1	.000	0	0	.000	0	1	1	0.3	2	0	2	2	0	1	2	0.5
TOTALS		4	0	28	7.0	1	4	.250	0	1	.000	0	0	.000	0	1	1	0.3	2	0	2	2	0	1	2	0.5



25 Jaleesa CHAPEL

5-8 | R-Sr. | Guard
Spring, Texas • DeKanay HS

OVERVIEW

2016-17 (Senior)

Missed all of her senior season due to a knee injury... Received a medical redshirt.

2015-16 (Junior)

Started 29 of 30 games played, averaging a team-second 44 steals, 1.5 a game... Has played in 92 career games for WSU, starting 30, and the most seasoned Shocker... Led the team in minutes and one of the Shockers top defenders... Had three double-figure scoring games.

2014-15 (Sophomore)

Played in 33-of-34 games and started two... Averaged 2.8 points, 1.8 rebounds and shot 41 percent (41-99) from the field... Had a career-high 12 points against Drake in Wichita on 60 percent shooting (3-5)... Had three double-figure scoring games.

2013-14 (Freshman)

Played in 30-of-33 games as a freshman, registering 11.2 minutes a game and 2.1 points and 1.1 rebounds... Career-high points was nine at Sam Houston State.

High School

Attended Dekaney High School in Spring, Texas... Lettered all four year for head coach Stacey Stroman... Two-time Defensive MVP for her district... Named All-Region and First Team All-District her senior year... Earned team's Defensive MVP her junior and senior seasons... Led school to three-straight undefeated seasons in the district and to combined 106-11 record between her sophomore and senior years... During her junior year, Dekaney HS was a state finalist and posted a 40-2 record... Averaged 9.4 points, 3.6 rebounds, 1.4 assists, and 2.9 steals per game... Also accomplished track athlete, earning 10 letters for the Wildcats and picking up several Junior Olympics medals... Excelled in the classroom, where Chapel earned Academic All-District recognition all four years, was the school's National Honor Society secretary, and selected to the TABC Academic All-State Team... Posted a 4.9 GPA on a 5.0 scale.

Personal

Jaleesa Lavonne Chapel was born in Kansas City, Mo. ... Daughter of Gilbert and Joyce Chapel... Has one older brother, Jordan... Both parents were athletes at Park University (father – track, mother – basketball)... Is majoring in Communications at WSU.

CAREER HIGHS

Opponent	Opponent	Date
Points	12	2x, last MISSOURI ST 1/30/16
Rebounds	7	SAM HOUSTON ST. 12/28/14
Field Goals	6	MISSOURI STATE 1/30/16
FG Attempts	9	2x, last MISSOURI ST 1/30/16
3-Pointers	2	TENNESSEE 12/11/15
3-Pt Attempts	4	MISSOURI 11/18/15
Free Throws	6	at Drake 2/27/15
FT Attempts	7	at Drake 2/27/15
Assists	5	DRAKE 1/10/16
Steals	5	2x, last EWU 12/15/15
Blocks	1	10x, last vs. Bradley 3/10/16
Minutes	45	SE MISSOURI 12/4/15

MISCELLANEOUS

Cateogry	17-18	Career
Games Played	2	95
Games Started	-	31
20+ Minutes	-	40
10+ Points	-	5
20+ Points	-	-
5+ Assists	-	1
5+ Rebounds	-	13
Leading Scorer	-	-
Leading Rebounder	-	2
Assist Leader	-	5

2017-18 GAME-BY-GAME STATISTICS

Date	Opponent	gs	min	fg	fga	3p	3pa	ft	fta	reb	pf	ast	to	blk	stl	pts
N-10	at Creighton		DNP													
N-14	at Oklahoma St.		DNP													
N-18	SOUTH DAKOTA	2		0	1	0	0	0	0	0	1	0	1	0	0	0
N-20	at Tennessee	3		0	0	0	0	0	0	0	0	0	1	0	0	0
N-24	vs. New Mexico															
N-25	vs. Illinois															
N-26	vs. UC Irvine															
N-29	MISSOURI ST.															
D-1	W. ILLINOIS															
D-7	at Missouri St.															
D-9	UMKC															
D-15	CHICAGO ST.															
D-16	ALCORN ST.															
D-20	at So. Dakota St.															
D-30	TULSA ^															
J-2	at Houston ^															
J-6	at UCF ^															
J-10	MEMPHIS ^															
J-13	at Tulane ^															
J-16	SMU ^															
J-21	USF ^															
J-27	at Memphis ^															
J-30	at ECU ^															
F-3	HOUSTON ^															
F-7	CINCINNATI ^															
F-10	at UConn ^															
F-14	TEMPLE ^															
F-17	at SMU ^															
F-24	TULANE ^															
F-26	at Tulsa ^															

CHAPEL'S CAREER TOTALS

Season		GP	GS	Min	Avg	FG	FGA	%	3FG	FGA	%	FT	FTA	%	Off	Def	Tot	Avg	PF	FO	A	TO	Blk	Stl	Pts	Avg
2013-14	Freshman	30	0	336	11.2	26	71	.366	2	7	.286	8	13	.615	8	26	34	1.1	48	0	16	28	3	15	62	2.1
2014-15	Sophomore	33	2	514	15.6	41	99	.414	1	5	.200	11	21	.524	22	37	59	1.8	43	0	20	32	3	14	94	2.8
2015-16	Junior	30	29	1000	33.3	55	145	.379	4	17	.235	22	29	.759	33	73	106	3.5	75	1	44	84	4	44	136	4.5
2017-18	Senior	2	0	5	2.5	0	1	.000	0	0	.000	0	0	.000	0	0	0	0.0	1	0	0	2	0	0	0	0.0
TOTALS		95	31	1855	19.5	122	316	.386	7	29	.241	41	63	.651	63	136	199	2.1	167	1	80	146	10	73	292	3.1



30 Cesaria AMBROSIO

6-0 | Jr. | Guard
Fully, Switzerland • Redlands CC

OVERVIEW

Redlands CC

Averaged 9.1 points, 7.4 rebounds, 4.6 assists and 1.9 steals per game as a sophomore... Played in 26 games, while shooting 46.9 percent from the field and 33 percent from beyond the arc... Earned WBCA Junior/Community College Coaches' All-America honorable mention honors... All-Region II Second Team.

Personal

Born in Guinea-Bissau, Africa... Daughter of Antonio and Segunda Abrosio Ucalam... Has three sisters and two brothers... Member of the U-20 Portugese National Team.

Keitha Adams:

"Cez (Cesaria) is an upsize guard who can play multiple positions. Her game is very fundamental and she has great basketball IQ. She plays with great court vision and plays team basketball. She brings good experience and will work hard on a consistent basis."

CAREER HIGHS

Category	Opponent	Date
Points	-	
Rebounds	8 at Oklahoma State	11/14/17
Field Goals	-	
FG Attempts	5 at Oklahoma State	11/14/17
3-Pointers	-	
3-Pt Attempts	3 at Oklahoma State	11/14/17
Free Throws	-	
FT Attempts	-	
Assists	2 at Creighton	11/10/17
Steals	1 2x, last at Oklahoma St	11/14/17
Blocks	-	
Minutes	18 at Oklahoma State	11/14/17

MISCELLANEOUS

Category	17-18	Career
Games Played	4	4
Games Started	-	-
20+ Minutes	-	-
10+ Points	-	-
20+ Points	-	-
5+ Assists	-	-
5+ Rebounds	1	1
Leading Scorer	-	-
Leading Rebounder	1	1
Assist Leader	-	-

2017-18 GAME-BY-GAME STATISTICS

Date	Opponent	gs	min	fg	fga	3p	3pa	ft	fta	reb	pf	ast	to	blk	stl	pts
N-10	at Creighton	11	0	2	0	1	0	0	0	0	1	2	1	0	1	0
N-14	at Oklahoma St.	18	0	5	0	3	0	0	8	1	1	5	0	1	0	0
N-18	SOUTH DAKOTA	5	0	0	0	0	0	0	1	0	1	2	0	0	0	0
N-20	at Tennessee	14	0	1	0	0	0	0	1	2	0	0	0	0	0	0
N-24	vs. New Mexico															
N-25	vs. Illinois															
N-26	vs. UC Irvine															
N-29	MISSOURI ST.															
D-1	W. ILLINOIS															
D-7	at Missouri St.															
D-9	UMKC															
D-15	CHICAGO ST.															
D-16	ALCORN ST.															
D-20	at So. Dakota St.															
D-30	TULSA ^															
J-2	at Houston ^															
J-6	at UCF ^															
J-10	MEMPHIS ^															
J-13	at Tulane ^															
J-16	SMU ^															
J-21	USF ^															
J-27	at Memphis ^															
J-30	at ECU ^															
F-3	HOUSTON ^															
F-7	CINCINNATI ^															
F-10	at UConn ^															
F-14	TEMPLE ^															
F-17	at SMU ^															
F-24	TULANE ^															
F-26	at Tulsa ^															

AMBROSIO'S CAREER TOTALS

Season	GP	GS	Min	Avg	FG	FGA	%	3FG	FGA	%	FT	FTA	%	Off	Def	Tot	Avg	PF	FO	A	TO	Blk	Stl	Pts	Avg
2017-18 Junior	4	0	48	12.0	0	8	.000	0	4	.000	0	0	.000	5	5	10	2.5	4	0	4	8	0	2	0	0.0
TOTALS	4	0	48	12.0	0	8	.000	0	4	.000	0	0	.000	5	5	10	2.5	4	0	4	8	0	2	0	0.0



35 Rangie BESSARD

6-1 | R-Sr. | Forward
Rosharon, Texas • Minnesota • Manvel HS

OVERVIEW

2016-17 (Junior)

Named First Team All-MVC and to the MVC All-Tournament Team... Also named to the Scholar-Athlete Second Team... Started 26 of the 28 games she played in, while leading the team in points (484), rebounds (213), field goals made (181) and attempted (378), free throws made (109) and attempted (149) and blocked shots (27)... For the season, averaged 17.3 points and 7.6 rebounds per game... Led the team in scoring in 17 games and in rebounding 16 times... Posted nine double-doubles... Scored a career-high 32 points to go along with 12 rebounds vs. Drake (Dec. 30, 2016)... Notched her second 30-10 game of the season with 30 points and 13 boards in the Missouri Valley Conference Tournament quarterfinal matchup vs. Southern Illinois... Followed that game with 27 points and 13 rebounds in the semifinals vs. Drake... Scored 20 or more points seven different times... Pulled down a season-high 15 rebounds vs. Northern Iowa (Jan. 1, 2017).

2015-16 (Sophomore)

Named honorable mention All-Valley and Newcomer of the Year after leading WSU in scoring at 15.5 points and rebounding at 7.8 board a game after sitting out the Fall Semester per NCAA transfer rules... Shot a team-best 43.2 percent (137-317)... Named a Valley Player of the Week three times... Earned Shocker Winter Classic All-Tournament team honors... Also named to the MVC Scholar-Athlete Second Team for a 3.5 in Biological Science... Scored double-figures in 18 of the 24 games she played and had four double-doubles... She is also the fifth-leading scorer returning in the Valley in 2016-17.

2014-15 (Freshman at Minnesota)

Played in seven games for the Minnesota Golden Gophers during the Fall semester, averaging 2.0 points and 1.4 rebounds before transferring to Wichita State for the Spring semester.

High School

A 2014 graduate of Manvel High School... Led Manvel HS to its first state championship in any sport in 2014... Averaged 14.7 points and 9.4 rebounds per game in her senior campaign... Named to the 2014 All-Greater Houston Girl's Basketball First Team by the Houston Chronicle... Named to the state all-tournament team... As a junior, averaged 13.7 points and 10.5 rebounds per game... Helped Manvel HS finish with a records of 33-4... Made the all-region team... First team all-district for the third-consecutive year... Won an award as the outstanding rebounder in her region... Named Most Valuable Player at the Alvin Tournament... Reached 1,000 career points... Played her first two seasons at Lamar High School, where she was the first freshman to earn a spot in the varsity's starting lineup... An AP Honors student and member of the Honor Roll... Was accepted into the National Honors Merit program... Played for Bryan Harris at Manvel High School... Was a member of the Houston Elite AAU program, coached by Sean Porter.

Personal

Daughter of Rangi and Martha Bessard... Majoring in biological science.

2016-17

- First Team All-Missouri Valley Conference
- Missouri Valley Conference All-Tournament Team
- Scholar-Athlete Second Team

2015-16

- Honorable Mention All-Missouri Valley Conference
- Missouri Valley Conference Newcomer of the Year
- Scholar-Athlete Second Team
- 3x MVC Player of the Week
- Shocker Winter Classic All-Tournament Team

CAREER HIGHS

Opponent	Opponent	Date
Points	32	DRAKE 12/30/16
Rebounds	18	at Bradley 1/17/16
Field Goals	11	5x, last vs. SIU 3/10/17
FG Attempts	22	vs. SIU 3/10/17
3-Pointers	3	2x, last at Missouri 12/9/16
3-Pt Attempts	8	E. WASHINGTON 12/15/15
Free Throws	10	2x, last at Illinois St. 2/17/17
FT Attempts	15	vs. Drake 3/11/17
Assists	5	SOUTHERN ILLINOIS 2/21/16
Steals	5	2x, last MISSOURI ST 1/30/16
Blocks	5	NORTHERN IOWA 1/1/17
Minutes	42	LOYOLA 2/14/16

MISCELLANEOUS

Category	17-18	Career
Games Played	4	56
Games Started	4	53
20+ Minutes	4	53
10+ Points	3	48
20+ Points	-	13
5+ Assists	-	1
5+ Rebounds	4	45
Leading Scorer	2	30
Leading Rebounder	3	34
Assist Leader	-	1

2017-18 GAME-BY-GAME STATISTICS

Date	Opponent	gs	min	fg	fga	3p	3pa	ft	fta	reb	pf	ast	to	blk	stl	pts
N-10	at Creighton	*	37	7	14	1	2	4	6	9	3	0	2	0	1	19
N-14	at Oklahoma St.	*	30	6	16	0	3	5	6	5	3	0	3	3	3	17
N-18	SOUTH DAKOTA	*	36	6	15	1	5	2	2	11	4	0	5	1	0	15
N-20	at Tennessee	*	28	4	14	0	2	1	1	12	3	3	6	1	0	9
N-24	vs. New Mexico															
N-25	vs. Illinois															
N-26	vs. UC Irvine															
N-29	MISSOURI ST.															
D-1	W. ILLINOIS															
D-7	at Missouri St.															
D-9	UMKC															
D-15	CHICAGO ST.															
D-16	ALCORN ST.															
D-20	at So. Dakota St.															
D-30	TULSA ^															
J-2	at Houston ^															
J-6	at UCF ^															
J-10	MEMPHIS ^															
J-13	at Tulane ^															
J-16	SMU ^															
J-21	USF ^															
J-27	at Memphis ^															
J-30	at ECU ^															
F-3	HOUSTON ^															
F-7	CINCINNATI ^															
F-10	at UConn ^															
F-14	TEMPLE ^															
F-17	at SMU ^															
F-24	TULANE ^															
F-26	at Tulsa ^															

BESSARD'S CAREER TOTALS

Season		GP	GS	Min	Avg	FG	FGA	%	3FG	FGA	%	FT	FTA	%	Off	Def	Tot	Avg	PF	FO	A	TO	Blk	Stl	Pts	Avg
2015-16	Sophomore	24	24	761	31.7	137	317	.432	12	45	.267	87	109	.798	71	116	187	7.8	80	3	22	90	16	37	373	15.5
2016-17	Junior	28	25	792	28.3	181	378	.479	13	54	.241	109	149	.732	70	143	213	7.6	74	3	34	68	27	37	484	17.3
2017-18	Senior	4	4	131	32.8	23	59	.390	2	12	.167	12	15	.800	10	27	37	9.3	13	0	3	16	5	4	60	15.0
TOTALS		56	53	1684	30.1	341	754	.452	27	111	.243	208	273	.762	151	286	437	7.8	167	6	59	174	48	78	917	16.4



40 Angiee TOMPKINS

6-2 | Sr. | Forward
Orlando, Fla. • South Georgia Tech • Charlotte HS

OVERVIEW

2016-17 (Junior)

Played in all 31 games making starts in 11 contests... Ranked second on the team in scoring (9.0) and rebounding (4.5)... Posted shooting percentages of 51.7 percent overall, 41.2 percent from three-point range and 80.3 percent from the free throw line... Took home Missouri Valley Conference Newcomer of the Week honors in the second to last week of the regular season after averaging a double-double (16.5 points and 10.0 rebounds) in two Shocker wins... Scored 10 or more points 13 times, including a season-high 20 points in a rout of Illinois State (Jan. 22, 2017)... Had double-digit rebound games three times, including her two double-doubles on the season... Scored 18 points in back-to-back wins at Bradley and vs. Loyola.

Junior College

Attended St. Petersburg College before playing at South Georgia Tech Lady Jets... Was named Georgia Collegiate Athletic Association Player of the Year and helped the Jets to the GCAA Championship in 2015-16 as well as NJCAA Region 22 runner-up... Earned NJCAA All-American... Career bests were 29 points and 10 rebounds... Averaged 18 points and 11.1 rebounds.

High School

Helped her team to a best 27-8 record as a sophomore at Charlotte High... Named Player of the Year... received two most valuable player awards... named Gene Gorman All-Tournament MVP and also earned a most improved player award in high school

Personal

Born in Arcadia, Fla... Daughter of Anthony and Talya... Has five brothers and five sisters... Brother, Anthony, played at Miami Dade... Also recruited by Alabama, Auburn, Florida Gulf Coast and Florida Southern along with many others... Lists Shannon Graham and Dashun as her mentors.

2016-17

• Missouri Valley Conference Newcomer of the Week (Feb. 27)

CAREER HIGHS

Opponent	Opponent	Date
Points	20 ILLINOIS STATE	1/22/17
Rebounds	10 3x, last vs. Drake	3/11/17
Field Goals	9 2x, last LOYOLA	2/24/17
FG Attempts	15 LOYOLA	2/24/17
3-Pointers	2 2x, last at Oklahoma St	11/14/17
3-Pt Attempts	2 5x, last at Tennessee	11/20/17
Free Throws	5 4x, last at Drake	3/4/17
FT Attempts	7 at Evansville	1/15/17
Assists	3 CREIGHTON	11/13/16
Steals	3 3x, last LOYOLA	2/24/17
Blocks	2 2x, last ILLINOIS ST.	1/22/17
Minutes	36 SOUTH DAKOTA	11/18/17

MISCELLANEOUS


Category	17-18	Career
Games Played	4	35
Games Started	3	14
20+ Minutes	3	17
10+ Points	2	15
20+ Points	-	1
5+ Assists	-	-
5+ Rebounds	2	17
Leading Scorer	1	5
Leading Rebounder	-	4
Assist Leader	-	-

2017-18 GAME-BY-GAME STATISTICS

Date	Opponent	gs	min	fg	fga	3p	3pa	ft	fta	reb	pf	ast	to	blk	stl	pts
N-10	at Creighton		11	2	3	0	0	0	0	3	5	0	3	0	0	4
N-14	at Oklahoma St.	*	25	7	11	2	2	3	3	7	4	0	1	1	2	19
N-18	SOUTH DAKOTA	*	36	4	8	0	3	0	0	4	0	0	2	0	1	8
N-20	at Tennessee	*	34	5	9	1	2	1	1	9	3	1	3	0	0	12
N-24	vs. New Mexico															
N-25	vs. Illinois															
N-26	vs. UC Irvine															
N-29	MISSOURI ST.															
D-1	W. ILLINOIS															
D-7	at Missouri St.															
D-9	UMKC															
D-15	CHICAGO ST.															
D-16	ALCORN ST.															
D-20	at So. Dakota St.															
D-30	TULSA ^															
J-2	at Houston ^															
J-6	at UCF ^															
J-10	MEMPHIS ^															
J-13	at Tulane ^															
J-16	SMU ^															
J-21	USF ^															
J-27	at Memphis ^															
J-30	at ECU ^															
F-3	HOUSTON ^															
F-7	CINCINNATI ^															
F-10	at UConn ^															
F-14	TEMPLE ^															
F-17	at SMU ^															
F-24	TULANE ^															
F-26	at Tulsa ^															

TOMPKINS' CAREER TOTALS

Season	GP	GS	Min	Avg	FG	FGA	%	3FG	FGA	%	FT	FTA	%	Off	Def	Tot	Avg	PF	FO	A	TO	Blk	Stl	Pts	Avg
2016-17 Junior	31	11	570	18.4	109	211	.517	7	17	.412	53	66	.803	59	82	141	4.5	64	2	14	54	6	21	278	9.0
2017-18 Senior	4	3	106	26.5	18	31	.581	3	7	.429	4	4	1.000	6	17	23	5.8	12	1	1	9	1	3	43	10.8
TOTALS	35	14	676	19.3	127	242	.525	10	24	.417	57	70	.814	65	99	164	4.7	76	3	15	63	7	24	321	9.2



42 Asia HENDERSON

6-3 | Fr. | Forward/Center
Hope Mills, N.C. • South View HS

OVERVIEW

High School

Earned several accolades during her high school career at South View High School, including the Conference Most Valuable Player, First Team All-Region, First Team All-District, Female Athlete of the Year and participant in the Carolina East-West All-Star game... Averaged 16.0 points, 14.0 rebounds, 5.1 blocks and 1.7 steals per game as a senior... Improved in every category from her freshman to senior season... Averaged a double-double during both her junior and senior seasons after posting 7.2 points and 4.9 rebounds per game as a sophomore... School record holder for rebounds and blocks in a single game, blocks, double-doubles and triple-doubles in a single season... Helped South View HS to win the Mid-South Conference championship as a sophomore and junior and runner-up finish in the conference and tournament championship as a senior... Four-time letterwinner in basketball, while also lettering in volleyball and track & field two years each.

Personal

Born in Laurinburg, N.C. ... Daughter of Anthony Sinclair and Iris Bethea-Sinclair... Has two brothers: Jeremiah and John and two sisters: Alayna and Ayanna... Her mother played college basketball at UNC Pembroke... Plans to major in biochemistry at Wichita State.

Keitha Adams:

"Asia is an athletic forward who can give us some size. She competes on plays and is aggressive on both ends of the floor. She can score around the basket, rebound and plays physical."

CAREER HIGHS

Category	Opponent	Date
Points		
Rebounds		
Field Goals		
FG Attempts		
3-Pointers		
3-Pt Attempts		
Free Throws		
FT Attempts		
Assists		
Steals		
Blocks		
Minutes		

MISCELLANEOUS

Category	17-18	Career
Games Played	-	-
Games Started	-	-
20+ Minutes	-	-
10+ Points	-	-
20+ Points	-	-
5+ Assists	-	-
5+ Rebounds	-	-
Leading Scorer	-	-
Leading Rebounder	-	-
Assist Leader	-	-

2017-18 GAME-BY-GAME STATISTICS



Date	Opponent	gs	min	fg	fga	3p	3pa	ft	fta	reb	pf	ast	to	blk	stl	pts
N-10	at Creighton	DNP														
N-14	at Oklahoma St.	DNP														
N-18	SOUTH DAKOTA	DNP														
N-20	at Tennessee	DNP														
N-24	vs. New Mexico															
N-25	vs. Illinois															
N-26	vs. UC Irvine															
N-29	MISSOURI ST.															
D-1	W. ILLINOIS															
D-7	at Missouri St.															
D-9	UMKC															
D-15	CHICAGO ST.															
D-16	ALCORN ST.															
D-20	at So. Dakota St.															
D-30	TULSA ^															
J-2	at Houston ^															
J-6	at UCF ^															
J-10	MEMPHIS ^															
J-13	at Tulane ^															
J-16	SMU ^															
J-21	USF ^															
J-27	at Memphis ^															
J-30	at ECU ^															
F-3	HOUSTON ^															
F-7	CINCINNATI ^															
F-10	at UConn ^															
F-14	TEMPLE ^															
F-17	at SMU ^															
F-24	TULANE ^															
F-26	at Tulsa ^															

HENDERSON'S CAREER TOTALS

Season	GP	GS	Min	Avg	FG	FGA	%	3FG	FGA	%	FT	FTA	%	Off	Def	Tot	Avg	PF	FO	A	TO	Blk	Stl	Pts	Avg
2017-18	Freshman																								
TOTALS																									



PHOTO ROSTER

**KEKE THOMPSON****1** | Sr. | G | 5-5
Montgomery, Ala.**AUNDRA STOVALL****3** | Sr. | G | 5-2
Arlington, Texas**DIAMOND LOCKHART****4** | R-Sr. | G | 5-5
Red Oak, Texas**JELIAH PRESTON****5** | Sr. | G | 5-7
Houston, Texas**TAMARA LEE****10** | Sr. | G | 5-8
Edmond, Okla.**SABRINA LOZADA-CABBAGE****11** | Jr. | F | 6-2
Santa Fe, N.M.**FANNY HAKANSON****12** | Fr. | G | 5-8
Stockholm, Sweden**RAVEN PRINCE****13** | Jr. | F | 6-1
Oklahoma City, Okla.**KHADY SENE****15** | So. | F | 6-1
Mboure, Senegal**ALYSSIA FAYE****22** | Fr. | F | 6-2
Valence, France**JALEESA CHAPEL****25** | R-Sr. | G | 5-8
Spring, Texas**CESARIA AMBROSIO****30** | Jr. | G | 6-0
Fully, Switzerland**RANGIE BESSARD****35** | R-Sr. | F | 6-1
Rosharon, Texas**ANGIEE TOMPKINS****40** | Sr. | F | 6-2
Orlando, Fla.**ASIA HENDERSON****42** | Fr. | F/C | 6-3
Hope Mills, N.C.**KEITHA ADAMS**
Head Coach**EWA LASKOWSKA**
Associate Head Coach**BILL DAMUTH**
Assistant Coach**KELLI BAGLEY**
Assistant Coach**JAYSON MILLER**
Director of Basketball Ops