

THE UNIVERSITY OF NEW MEXICO LOBOS

Men's Basketball Game Notes

@UNMHoops

www.GoLobos.com

#GoLobos

2016-17 Schedule

Date	Opponent	TV	Time/Score
11-2	Western N.M. (Ex.)	TBA	W, 113-57
11-4	Eastern N.M. (Ex.)	TBA	W, 88-66

11-11	Idaho State	ROOT	W, 81-70
11-14	Houston Baptist	ROOT	W, 95-79
11-18	New Mexico State	ESPN3	W, 72-59

Wooden Legacy Classic

11-24	Virginia Tech	ESPN	L, 92-72
11-25	CSUN	ESPNU	W, 105-89
11-27	Dayton	ESPNU	L, 64-57

11-30	Abilene Christian	ROOT	W, 64-55
12-3	at Illinois State	ESPN3	L, 79-74
12-7	UTEP	ROOT	W, 78-77
12-10	at New Mexico State	ESPN3	L, 84-71
12-17	Arkansas-Pine Bluff	ROOT	W, 83-43
12-20	at Arizona	PAC-12	7 p.m.

12-28	Fresno State*	ESPN3	7 p.m.
1-1	at San Diego State*	CBSSN	3 p.m.
1-4	at Utah State*	ESPNU	9 p.m.
1-7	Nevada*	ESPN2	9:15 p.m.
1-10	UNLV*	ESPNU/3	TBA
1-14	at Colorado State*	ROOT	12 p.m.
1-17	at Boise State*	ESPNU/3	9 p.m.
1-21	Wyoming*	CBSSN	6 p.m.
1-24	Utah State*	ESPNU/3	TBA
1-28	at Nevada*	CBSSN	2 p.m.
2-1	at UNLV*	CBSSN	9 p.m.
2-4	San Jose State*	ROOT	4 p.m.
2-8	at Air Force*	ROOT	7 p.m.
2-14	Boise State*	CBSSN	8 p.m.
2-18	at Fresno State*	CBSSN	4 p.m.
2-21	Colorado State*	CBSSN	8 p.m.
2-25	at Wyoming*	ESPN3	4 p.m.
3-4	San Diego State*	CBSSN	8 p.m.

Mountain West Tournament

(Thomas & Mack Center - Las Vegas, Nev.)

3-8	Opening Round	MWN	TBA
3-9	Quarterfinals	CBSSN	TBA
3-10	Semifinals	CBSSN	TBA
3-11	Championship	CBS	TBA

BOLD Denotes Home Games

*Denotes Mountain West Game

All times listed are Mountain Times

Game times are subject to change



New Mexico

Lobos

Record: 7-4 (0-0 MW)
Conference: Mountain West
Head Coach: Craig Neal (4th Season)
Record at UNM: 66-42
Career Record: 66-42



No. 18/19 Arizona

Wildcats

Record: 10-2 (0-0 Pac-12)
Conference: Pac-12
Head Coach: Sean Miller
Record at UofA: 198-63 (8th Season)
Career Record: 318-110

Media Information

Tip-Off: 7:02 p.m. MST

TV: Pac-12 Networks
Bill Walton & Ted Robinson

Radio: 770 AM Kkob
Robert Portnoy (Play-By-Play)
Hunter Greene (Analyst)

Stats: Live stats available
through Lobos.Statbroadcast.com

ABOUT THE MATCH-UP

- New Mexico and No. 18/19 Arizona will face off for the 126th time in program history. Arizona is UNM's sixth oldest rival behind New Mexico State, UTEP, Wyoming, BYU and Utah. The Lobos are 42-83 against the Wildcats all time. The last time the Lobos defeated a ranked opponent was in the 2014-15 season when they beat No. 24 Colorado State on Jan. 1, 2015, 66-53.
- On the road, the Lobos are 11-48 against U of A. The series began a century ago in the 1916-17 season. The last time the Lobos faced the Wildcats was on Dec. 21, 1999. The Lobos claimed a two-point victory, 70-68, over the No. 2 ranked Wildcats. Against Pac-12 teams, the Lobos are 171-233.
- The Lobos are coming off a 40-point victory over Arkansas-Pine Bluff. Tim Williams led the Lobos with 19 points in 20 minutes of action. He was 7-for-10 from the field and perfect (5-for-5) from the foul line. Dane Kuiper finished with 14 points, his second straight game in double figures. Connor MacDougall came off the bench to score 10 points, all coming from the free throw line.
- The Lobos finished non-conference home action undefeated (6-0) which is the first time since the Lobos went 8-0 at home in non-conference in the 2010-11 season. The Lobos are now 45-5 in non-conference home games, dating back to the 2010-11 season.
- For the season, the Lobos are shooting 49.1 percent from the field, which is first among the Mountain West. They are averaging 77.5 points per game and bringing down 33.1 rebounds per game.
- Arizona comes into the meeting with a 10-2 record. The Wildcats are ranked 19th in the nation and are coming off a 67-63 win over Texas A&M on Saturday.
- The Wildcats are shooting 46.6 percent from the field, 37.2 percent from the three and 75.1 percent from the foul line. They have four players averaging in double digits. Lauri Markkanen is leading the Wildcats with 16.3 ppg. He is shooting 49.2 percent from the field and 46.3 percent from the three. He also leads the team in rebounds with 7.2 per game.
- Rawle Alkins and Kobi Simmons are second in scoring on the team. They both are averaging 12.3 points per game. Alkins is shooting 45.5 percent from the field, while Simmons is shooting 43 percent.

PROBABLE STARTERS

Pos.	No.	Name	PPG	RPG	APG	MISC.
G/F	1	Aher Uguak (Fr., 6-7, Edmonton, Canada)	1.8	0.8	0.5	Henry Ainley HS
G	5	Jalen Harris (Fr., 6-2, Wilson, N.C.)	3.1	1.0	1.9	Word of God
G/F	14	Dane Kuiper (So., 6-7, Wasilla, Alaska)	5.8	1.9	1.1	47.1% 3FG
F	23	Joe Furstinger (Jr., 6-9, Rancho Santa Margarita, Calif.)	4.3	3.1	0.6	68.4% FG
F	32	Tim Williams (Sr., 6-8, Flossmoor, Ill.)	18.6	6.7	0.8	63.8% FG

OFF THE BENCH

Pos.	No.	Name	PPG	RPG	APG	MISC.
G	3	Jordan Hunter (So., 5-11, Beaumont, Texas)	6.2	2.9	3.1	88.9% FT
G	4	Elijah Brown (Jr., 6-4, Orange County, Calif.)	16.0	4.5	3.0	75.8% FT
C	11	Obij Agot (Sr., 7-1, Juba, South Sudan)	6.2	3.0	0.3	65.0% FG
G/F	20	Sam Logwood (Jr., 6-7, Indianapolis, Ind.)	8.2	3.2	2.4	52.8% FG
G	21	Xavier Adams (Jr., 6-4, Flower Mound, Texas)	4.3	2.3	0.0	40.7% FG
F	22	Holt Shelley (Fr., 6-9, Cliff, N.M.)	0.0	0.0	0.0	Cliff HS
G/F	24	Damien Jefferson (Fr., 6-5, East Chicago, Ind.)	5.3	2.2	1.0	East Chicago HS
G	30	Adam Cumber (So., 6-2, Albuquerque, N.M.)	0.0	0.0	0.0	2 games last yr
G	31	Anthony Mathis (So., 6-3, West Linn, Ore.)	1.2	0.6	0.0	25 games last yr
F	55	Connor MacDougall (So., 6-9, Tempe, Ariz.)	5.0	2.3	0.0	South Mountain CC

By the Numbers

2016-17 Statistics

Statistic	All Games (MW Rank)	MW Games
Scoring:	77.5 (4th)	
Scoring Defense:	71.9 (9th)	
Scoring Margin:	+5.5 (9th)	
Field Goal %:	49.1% (T1st)	
Def. Field Goal %:	43.4% (7th)	
3-Point FG %:	30.9% (11th)	
Def. 3-Point FG %:	39.6% (11th)	
Free Throw %:	75.6% (2nd)	
Rebounding:	34.1 (11th)	
Rebounding Defense:	30.5 (1st)	
Reb. Margin:	+3.5 (T3rd)	
Assists:	14.2 (T7th)	
Turnover Margin:	+1.4 (4th)	
Asst/TO Ratio:	1.0 (T6th)	
Steals:	7.0 (4th)	
Blocks:	3.0 (8th)	

Returning vs. Lost

Team Totals Returning From Last Year

	Returning	Lost
Minutes:	5,022 (78.1%)	1,303 (20.2%)
Scoring:	1,996 (82.1%)	436 (19.0%)
Rebounding:	928 (79.0%)	140 (12.0%)
Assists:	307 (66.6%)	154 (33.4%)
Steals:	143 (82.2%)	37 (20.5%)
Blocks:	129 (99.2%)	1 (0.7%)
Free Throws:	480 (83.0%)	98 (16.9%)
Three Pointers:	138 (70.4%)	58 (29.5%)

KenPom.com

New Mexico in 2016-17 (112)

Category	Offense	Defense	D-I Avg
Adj. Efficiency	108.2 81	103.8 174	103.6
Adj. Tempo	70.3 158	70.1	
Avg. Poss. Length	16.7 124	17.3 220	17.0
Four Factors			
Effective FG%:	53.1 73	52.0 232	50.2
Turnover %:	19.8 214	21.7 51	19.2
Off. Reb. %:	31.4 125	28.4 123	29.9
FTA/FGA:	55.7 1	33.2 139	35.5

Miscellaneous Components

3P%:	30.9 300	39.6 304	34.8
2P%:	55.5 30	46.3 103	49.0
FT%:	75.6 37	70.9 229	69.6
Block%:	6.8 55	9.4 145	9.3
Steal%:	11.1 318	9.9 84	8.8

Style Components

3PA/FGA:	26.0 337	43.5 327	36.4
A/FGM:	55.3 118	61.0 313	53.1
Defensive Fingerprint:	Some Zone		

Point Distribution (% of total points)

3-Pointers:	16.2 350	40.6 8	30.4
2-Pointers:	55.4 57	41.0 343	49.8
Free Throws:	28.4 2	18.5 217	19.7

Strength of Schedule

Components:	101.4 301	104.8 247	103.6
Overall:	-3.40 281		0.00
Non-conference:	-3.40 281		0.00

Personnel

Bench Minutes:	41.3% 19	32.6%
Experience:	1.64 yrs 203	1.70
Minutes Continuity:	65.9% 42	49.6%
Average Height:	77.8" 53	76.8"

New Mexico Game Notes

PROTECTING THE PIT

The Lobos finished non-conference action at home on Saturday with another win, claiming an 83-43 win over Arkansas-Pine Bluff. That marked the sixth victory at home and is the first time the Lobos have gone undefeated in The Pit since the 2010-11 season when the Lobos went 8-0. The Lobos are now 45-5 in non-conference home games since the 2010-11 season.

LOBOS CRUISE PAST ARKANSAS-PINE BLUFF

On Saturday, the Lobos claimed a 40-point victory over Arkansas-Pine Bluff, 83-43. The Lobos played better on defense, only allowing the Golden Lions to score 11 points in the first half. That was the first time since the Wyoming game on March 7, 2015 that the Lobos held an opponent to less than 15 points in a half. Tim Williams led the Lobos with 19 points, shooting 7-for-10 from the field. The Lobos took advantage at the free throw line, making 37 out of 40 for the game. Connor MacDougall scored all of his 10 points at the free throw line.

KUIPER STEPS UP

Dane Kuiper has stepped up for the Lobos in the last two games. Against Arkansas-Pine Bluff, he finished with his second straight double-digit game of 14 points. He came off the bench against NMSU to score a career-high 15 points, shooting a career-high 6-for-9 from the field, 3-for-5 from the three. After the Lobos were down 10-2 to the Aggies at the first media timeout, Kuiper came in and scored the next seven of the Lobos nine points. He also help cut the Aggies lead down to four with a three at the 15:07 mark.

IN THE CONFERENCE

The Lobos are back in first in field goal percentage. The Lobos are shooting 49.1 percent from the field. That number is 28th among the nation. Tim Williams continues to lead the team and conference with a 63.8 shooting percentage. That number ranks 17th in the country.

OTHER NUMBERS AMONG THE NATION

The Lobos rank sixth in the nation in free throws made. The Lobos have made a total of 242 this season. They also rank ninth in free throw attempts with 320. The Lobos are first among the conference in free throws attempted and second in makes.

TIM WILLIAMS PASSING 1,500

With a game-high 17 points against Colorado State last season, Tim Williams crossed the 1,500 point milestone for his career. Prior to joining the Lobos, Tim Williams became the first sophomore ever to score 1,000 points in a career at Samford. He has scored a total of 167 points this season, bringing his career total to 1,724. He is 276 points away from reaching 2,000.

BROWN CLOSING IN ON 1,000

Elijah Brown is coming up quick on 1,000 career points for the Lobos. He finished last season with 694 points and currently has 176 points, bringing his career total to 870. With him averaging 16.0 ppg, he is on pace to pass 1,000 points by the middle of January.

KENPOM FREE THROW RATE

According to KenPom.com, the Lobos have moved up to first in the country in free throw rate. New Mexico has a 55.7 free throw rate. The Lobos are shooting 75.6 from the foul line. Their opponents free throw rate is 33.2. The average D-I free throw rate is 35.5.

LOBOS WIN THRILLER

It was a thriller on Wednesday night inside WisePies Arena - The Pit, but the Lobos came out on top after Elijah Brown hit a jumper with 5.8 seconds left on the clock to defeat UTEP 78-77. The Lobos had a 21 point lead with 12 minutes left in the first half but UTEP was dangerous from 3-point range, working their way back in the second half to bring the game to 72-72. The two teams traded points and UTEP hit a three to go up 77-74 but the Lobos got a two from Jordan Hunter and a big rebound from Anthony Mathis to set up the shot for Brown and win their fifth straight inside The Pit.

LOBOS FALL TO ILLINOIS STATE

On Saturday, the Lobos fell to Illinois State 79-74. The Lobos started off the game hot from the field, shooting 57.1 percent. Illinois State stayed with the Lobos in the first half due to its 50 percent shooting from the three. The Redbirds put together 10 threes, including six in a row from the 13:40 mark to the seven minute mark. The second half, the Lobos shot 34.5 percent. Elijah Brown brought the Lobos within one

New Mexico Game Notes

with 56.9 seconds left in the game but didn't get a stop the needed to finish out the game. The Redbirds came into the game with all five starters averaging double-figures. The Lobos limited the Redbirds to just two of their starters to finish the game in double-digits.

FURSTINGER'S FIRST CAREER START

Junior Joe Furstinger made his first career start against Illinois State on Saturday. He finished with a career-high in points (9) and rebounds (11). His 11 rebounds were a game-high and led the squad. In his career-high 28 minutes, he finished 3-for-4 from the field and 3-for-5 from the foul line. He also led the team with two blocks. In previous games, he has been an energy booster off the bench for the Lobos.

#PIT50 GAME

With The Pit being built in 1966, this season marks the 50th anniversary of The Pit. The Lobos celebrated Wednesday night by taking on its first-ever opponent in The Pit, Abilene Christian on Wednesday. The Lobos pulled away in the second half to claim a 64-55 victory over the Wildcats, which was the same scoring margin as the first game played (62-53).

WILLIAMS NAMED NABC ALLSTATE GOOD WORKS NOMINEE

Tim Williams was named an NABC Allstate Good Works nominee last week on Wednesday. This distinguished award shines a spotlight on a select group of student-athletes who have shown dedication to community service and altruism in their communities. The nomination is due to Williams' standout performance as a student-athlete and representative of Lobo Basketball. The 6-foot-8 senior is involved in many activities around the Albuquerque community. He has spent time volunteering with Lobo summer camps, Heart Gallery Stocking Stuffing, visiting the UNM Children's Hospital and handing out candy to children at the Lobo Howl-o-Ween event in The Pit. Williams not only succeeds on the court but in the classroom as well. Last season, he was a big part in the Lobos breaking their fall semester grade point average. The team finished with a 3.30. Williams finished the year with a 3.44 GPA and has a cumulative GPA of 3.42.

LOBOS TO COMPETE IN EMERALD COAST CLASSIC

The Lobos will compete in the Emerald Coast Classic in 2017. The first two rounds will be held in WisePies Arena - The Pit while the third and championship rounds will be held in Niceville, Fla. during Thanksgiving. Along with the Lobos, Maryland, St. Bonaventure and TCU headlining the tournament. Jackson State, Maryland Eastern Shore, Tennessee Tech and Nebraska-Omaha round out the tournament. CBS is the television sponsor.

WOODEN LEGACY RECAP

The Lobos went 1-2 at the 2016 Wooden Legacy Classic. The Lobos started off the tournament with a 20-point loss to Virginia Tech, their first loss of the season, falling 92-72. New Mexico rebounded to claim its fourth win of the season against CSUN, 105-89. The Lobos dropped their final game of the tournament, falling in the last minute of the game, 64-57. The Lobos were in the top two among the tournament field in shooting percentage. They finished second with a 50.6 shooting percentage behind UCLA's 51.3 percent. The Lobos also finished second in 3-point shooting (42.9 percent).

BREAKING RECORDS

At the Wooden Legacy Classic, the Lobos broke a few records in their game with CSUN. The Lobos' 105 points against the Matadors is the most any team has ever scored in a Wooden Legacy Classic game. Also in that game, the Lobos shot 64.9 percent from the field, which goes down as the best shooting percentage in a game at the Wooden Legacy. The Lobos scored 54 points in the first half against the Matadors, which is a record for first half points scored in a game at the tournament and ties the most points in any half record at the Wooden. The total number of points between the two teams, 194, is the most scored in a Wooden Legacy game.

WILLIAMS EARNS ALL-TOURNAMENT HONORS

At the Wooden Legacy Classic, Tim Williams earned All-Tournament honors after his stellar performance throughout the tournament for the Lobos. He averaged 18.7 ppg which was fourth among all the participants

Associated Press Poll

(As of 12-12-2016)

Place	School (1st Place Votes)
1	Villanova (56)
2	UCLA (3)
3	Kansas
4	Baylor (6)
5	Duke
6	Kentucky
7	North Carolina
8	Gonzaga
9	Indiana
10	Creighton
11	Louisville
12	West Virginia
13	Virginia
14	Wisconsin
15	Purdue
16	South Carolina
17	Xavier
18	Butler
19	Arizona
20	Saint Mary's (Calif.)
21	Notre Dame
22	Oregon
23	Florida State
24	Southern California
25	Cincinnati

Others receiving votes: Florida 44, Wichita State 33, Virginia Tech 32, Maryland 31, Valparaiso 9, TCU 8, Middle Tennessee 7, Miami (Fla.) 6, Minnesota 6, Kansas State 4, Central Florida 2, Syracuse 2, Ohio State 2, Pittsburgh 2, Michigan State 2, Iowa State 1, Clemson 1, Loyola (Ill.) 1.

MW Standings

Place	School	MW	Overall
	Nevada	0-0	9-2
	Wyoming	0-0	8-2
	Colorado State	0-0	8-3
	Fresno State	0-0	8-3
	New Mexico	0-0	7-4
	Boise State	0-0	5-4
	San Diego State	0-0	5-4
	San Jose State	0-0	5-4
	Utah State	0-0	5-4
	Air Force	0-0	6-5
	UNLV	0-0	6-5

MW Preseason POLL

Place	School (1st Place Votes)	Points
1st	San Diego State (23)	293
2nd	Nevada	253
3rd	New Mexico (3)	249
4th	Fresno State (1)	200
5th	Boise State	164
6th	Utah State	153
7th	Colorado State	146
8th	UNLV	120
9th	Air Force	90
10th	Wyoming	73
11th	San Jose State	41

Head-To-Head History

Date	Location	Winner	Score
1-24-76	Albuquerque	Arizona	80-79
2-20-76	Tucson, Ariz.	Arizona	67-65 (OT)
1-13-77	Albuquerque	Arizona	89-87
2-12-77	Tucson, Ariz.	Arizona	88-84
1-14-78	Tucson, Ariz.	New Mexico	93-81
2-9-78	Albuquerque	New Mexico	103-85
12-22-78	Tucson, Ariz.	Arizona	107-88
2-26-79	Albuquerque	New Mexico	129-98
12-19-81	Tucson, Ariz.	Arizona	67-63
12-4-82	Albuquerque	New Mexico	101-73
12-21-84	Albuquerque	New Mexico	59-58
12-14-85	Tucson, Ariz.	Arizona	70-55
1-2-88	Albuquerque	New Mexico	61-59
11-30-88	Tucson, Ariz.	Arizona	80-67
12-14-91	Albuquerque	Arizona	66-54
12-8-92	Tucson, Ariz.	Arizona	89-70
11-30-96	Albuquerque	New Mexico	84-77
1-18-98	Tucson, Ariz.	Arizona	89-70
12-21-99	Tucson, Ariz.	New Mexico	70-68
1-16-99	Albuquerque	New Mexico	79-78

New Mexico is 42-83 against Arizona. The above head-to-head history is the last 20 games played against the Wildcats. The Lobos have won the past two meetings.

The Pit in the MW ERA

Year	Avg. Attendance (NCAA Rank)	MW Rank
1999-00	16,443 (8th)	1st
2000-01	16,418 (8th)	1st
2001-02	16,426 (7th)	1st
2002-03	15,186 (12th)	1st
2003-04	14,679 (15th)	2nd
2004-05	14,309 (14th)	1st
2005-06	13,387 (21st)	1st
2006-07	12,853 (23rd)	1st
2007-08	14,361 (18th)	1st
2008-09	13,994 (17th)	1st
2009-10	13,595 (22nd)	2nd
2010-11	14,570 (16th)	2nd
2011-12	14,455 (16th)	2nd
2012-13	15,022 (16th)	2nd
2013-14	15,212 (16th)	1st
2014-15	14,571 (18th)	1st
2015-16	13,031 (23rd)	1st

*The \$60 million dollar renovation to The Pit added a suite level and lowered the maximum capacity from 18,018 to 15,411 starting with the 2010-11 season.

Lobos in the NBA

NBA Team	Name (Years as a Lobo)
Milwaukee Bucks:	Tony Snell (2010-13)

New Mexico Game Notes

at the tournament. He also picked up 7.3 rebounds a game which was third among the field. He leads the Lobos with 20.8 ppg and 8.0 rpg. He is shooting 62 percent from the field and 80.4 percent from the foul line.

AGET HAS CAREER GAME

Against CSUN, senior Obij Agat had his best scoring game of his career. He produced 16 points in 19 minutes. He was perfect from the field (6-for-6) and was 4-for-5 from the foul line. His previous career-high was 14 points.

DOUBLE-DIGIT WINS

New Mexico started off the season with a 3-0 record before heading to the Wooden Legacy Classic. All wins were by double-digits. Neal is the third coach in program history that started the season with three straight double-digit wins. The Lobos put together an 81-70 win over Idaho State, a 95-79 win over Houston Baptist and a 72-59 win over New Mexico State.

WILLIAMS EARNS FIRST MW PLAYER OF THE WEEK HONOR

Tim Williams picked up his first career Mountain West Player of the Week honor on Monday, Nov. 21. He led the Lobos to a pair of victories with a career-high 31 points against Houston Baptist and a team-high 20 points against NMSU. Against HBU, he finished with 11 rebounds, which was his second straight double-double of the season.

TIM WILLIAMS' CAREER NIGHT

It was Tim Williams' night against Houston Baptist on Nov. 14, as he went off for a career-high 31 points, shooting 10-for-11 from the field and 11-for-12 from the foul line. He also finished with 11 rebounds for his second straight double-double. The double-double marks his eighth in his career. Of his 31 points, 14 came in the first half. He was perfect from the field (6-for-6) and from the foul line (2-for-2).

NEAL ADDS PARKS FOR 2017-18

Mike Parks, a 6-9 forward, commits to New Mexico from Southwest Mississippi Community College in Summit, Miss. Last year, he played at Missouri State – West Plains and averaged 8.3 points per game and 4.3 rebounds per game in 16 games. He shot 64 percent from the field, which ranked in the top 10 of the NJCAA. So far this season for the Bears, he is averaging 9.0 points and shooting 75 percent through four games.

LOBOS CELEBRATE 2016 NATIVE AMERICAN HERITAGE MONTH

New Mexico is one of nine programs that participated in celebrating Native American Heritage Month. The Lobos wore special N7-inspired turquoise Nike jerseys on Monday night against Houston Baptist. Turquoise represents harmony, friendship and fellowship in Native American culture. A jersey auction took place and the Lobos raised over \$3,400. Those proceeds benefit the NB3 Foundation.

BROWN IS BACK

After sitting out for most of preseason due to a hamstring injury, Elijah Brown is back and going full speed for the Lobos. Brown sat out of both exhibition games and only practiced six times before taking the floor in the season opener. On the season, he is averaging 15.3 points per game. He is shooting 36.8 percent from the field, 26.3 percent from 3-point range and 78.8 percent from the foul line.

LOGWOOD HAS CAREER NIGHT

Fans saw a glimpse of what Sam Logwood was capable of doing for the Lobos in last year's final game against Nevada at the Mountain West tournament. That carried over into the season opener against Idaho State on Nov. 11, as he went off for a career-high 20 points, shooting 7-for-10 from the field, 1-for-2 from the three and perfect from the foul line (5-for-5). He also picked up four assists, three rebounds and a steal. Logwood put up 16 points in the second half.

OPENING STRONG

The Lobos started off strong for the 14th straight season, winning their opener 81-70 over Idaho State on Nov. 11. The Lobos are 56-11 (.835) in season openers. That record includes a 48-5 (.905) mark in season openers in Albuquerque.

HEROES NIGHT

Coach Neal and the Lobos kicked off the 2016-17 season by honoring and celebrating the men and women who have served and continue to serve our country. The Lobos wore special game jerseys that were red with camo lettering. A jersey auction was held and the Lobos raised \$3,082 for the Wounded Warriors

New Mexico Game Notes

and UNM's ROTC program.

NLI SIGNING DAY

High school prospects Isaiah Poor-Bear Chandler of Omaha Central High School and Chris Sodom of Tennessee Prep pledged to join the Lobos as freshmen beginning the 2017-18 season on signing day last week. Poor-Bear Chandler, a 6-foot-9 forward, chose New Mexico over Wichita State, among others. Chandler, a four-star recruit by ESPN, averaged 13 points, 8.5 rebounds and more than three blocks per game as a junior as Central qualified for the Class A State tournament. During the summer time, Poor-Bear Chandler plays for the Omaha Elite AAU team. Sodom, a 7-foot-3 center originally from Nigeria, chose New Mexico over offers from TCU and Purdue. He lived in the Houston area before moving to Tennessee this school year. Sodom, a four-star recruit by ESPN, played for the Houston Defenders' AAU squad.

WHAT WE HAVE RETURNING

After having the youngest team in the Mountain West and one of the youngest in the NCAA last year, the Lobos return 10 players, including two All-Mountain West players in Elijah Brown and Tim Williams. Those two are the only two returners in the Mountain West that averaged 16 or more points last season, and it is the first time in Lobo history that two All-MW First Teamers have returned. Along with Brown and Williams, the Lobos return two more starters in Sam Logwood and Obij Aget. Aget and Williams are the only two seniors on the squad. Despite the young team, Lobos finished fourth in the league standings.

A LOOK AT WHAT'S NEW

The Lobos have added four new scholarship players, including NJCAA All-American transfer Connor MacDougall. Freshmen Jalen Harris, Damien Jefferson and Aher Uguak will be vital additions to the squad this season. The Lobos also added local New Mexico walk-on Holt Shelley.

LOBOS PICKED TO FINISH THIRD

The Mountain West Preseason Poll was announced at Media Day in Las Vegas, Nevada, on Oct. 12. The Lobos are picked to finish third, receiving three first-place votes. San Diego State is predicted to finish at the top, earning 23 first-place votes. Fresno State, who is picked to finish behind the Lobos, picked up the only other first-place vote. Nevada, who took down the Lobos in the quarterfinals last year of the Mountain West Tournament, is slated to finish second.

BROWN, WILLIAMS EARN PRESEASON MW HONORS

Along with the Lobos being picked to finish third, Elijah Brown was named Mountain West Preseason Player of the Year by the media. Brown was named to the All-Mountain West team along with teammate Tim Williams. This is the first year in Lobo history that the Lobos return two First Team All-Mountain West selections.

AIR FORCE & SAN JOSE STATE ONCE

The 18-game MW schedule means the Lobos will face every conference opponent twice with the exception of two programs. New Mexico will only play Air Force (in Colorado Springs) and San Jose State (in The Pit) once.

LOBOS ON TV

The 2016-17 schedule includes many national and regional broadcasts of New Mexico basketball. The Lobos had 24 of its 30 regular-season games picked up through the Mountain West's package. Of those games, 16 will be broadcasted by ROOT Sports or CBS Sports Network. In addition to those 16 games, there will be many that will be broadcasted by the ESPN family of networks, including the Wooden Legacy Classic. The road game with Arizona will be on the Pac-12 Network. Road games at Illinois State and New Mexico State will be televised on ESPN3, giving the Lobos all 30 games being nationally televised.

BROWN SELECTED ON 2017 JERRY WEST AWARD WATCH

LIST

Redshirt junior guard Brown has been named as one of 20 finalists for the 2017 Jerry West Shooting Guard of the Year Award Preseason Watch List, as announced by the Naismith Memorial Basketball Hall of Fame on Oct. 20. By mid-February, the watch list of 20 players for the award will be narrowed down to 10. In March, five finalists will be presented to West and the Hall of Fame's selection committee. The winner of the 2017 Jerry West Shooting Guard of the Year award will be presented at the ESPN College Basketball Awards Show in Los Angeles, Calif. on April 7. Broadcast information will be released at a later date.

BEST FANS IN THE MOUNTAIN WEST

With an average of 13,031 fans per game inside WisePies Arena last season, the Lobos finished 23rd in the nation and tops in the Mountain West Conference. Overall, the Lobos ranked second in the nation to BYU in average attendance for non-Power Five or Big East schools. Most importantly, the Lobos completed 50 straight years in the top-25 nationally in average attendance. Since WisePies Arena was renovated before the 2010-11 season, the Lobos have seen massive support from its fans. On average, WisePies Arena was 85 percent full last season. That was a mark the program did not hit from 2002-2010, but have exceeded it every year since the renovation.

ROAD WARRIOR

In three seasons, head coach Craig Neal won 24 games away from Albuquerque. Prior to Coach Neal coming to New Mexico along with former head coach Steve Alford, no other coach in program history won 20 or more road and neutral games in their first three seasons. Alford holds the record at 27 road and neutral wins.

LOBOS EARN NABC TEAM EXCELLENCE AWARD

Over the summer, the NABC recognizes outstanding academic achievement by a team with a cumulative grade point average (GPA) of 3.0 or better for the 2015-16 season. The Lobos finished the 2015-16 season with a program record 3.03 GPA for the academic year. The honor places the Lobos in an elite class academically. There are the first Mountain West team to ever receive this honor, now in its fourth year of existence. This year, the NABC recognized 119 collegiate teams across all divisions of the NCAA and NAIA. Of those teams, New Mexico was one of just 25 NCAA Division I Institutions to be honored.

FOUR LOBOS NAMED ON NABC HONORS COURT

Another NABC academic achievement came for the Lobos over the summer as they earned four on the NABC Honors Court. The Lobos had four academic seniors recognized for their GPA of 3.2 or higher. Only five teams in the league had student-athletes named to the Honors Court, with New Mexico holding twice as many honorees as any other MW team. The Lobos were also one of just 63 teams, across all NCAA and NAIA divisions in the country, to have four or more honorees.

LOBOS ON ACADEMIC ALL-MW LIST

The Lobos once again stood out from the pack in the Mountain West academically, with a league-leading five players selected as Academic All-Mountain West. Dane Kuiper, Anthony Mathis, Cullen Neal, Devon Williams and Tim Williams all earned the honor. Head coach Craig Neal has now led the MW in Academic All-Mountain West honorees in all three seasons as head coach. To be eligible for selection, student-athletes must have completed at least one academic term at the member institution while maintaining a cumulative grade point average of 3.0 or better.

LOBOS IN THE PROS

Tony Snell is the only former Lobo player that is currently playing in the NBA. Snell, who was drafted by the Bulls in 2013, is now playing for the Milwaukee Bucks. He made his first start for the Bucks on Oct. 29, scoring six points, shooting 3-for-7 from the field.

Head Coach Craig Neal



Craig Neal
Head Coach - 4th Season
(2016-17) 7-4 (Career) 66-42 (.611)

NOTEWORTHY :

- Earned the nickname "Noodles" for wiry build as a high school player
- Spent nine seasons as a member of Steve Alford's staffs at Iowa and New Mexico
- Coached under NBA legend Lenny Wilkens for three seasons with the Raptors
- Spent nearly a decade as a NBA assistant coach and scout with Toronto
- Avid golfer and motorcycle enthusiast

PLAYING EXPERIENCE

1988-95 - NBA and CBA Career

- *Drafted by Portland in the 1988 NBA Draft
- *Played for Blazers, Heat and Nuggets
- *Fort Wayne Fury Player and Coach in 1994-95

1984-88 - Georgia Tech

- *Played for Bobby Cremins
- *Member of Elite Eight and Sweet 16 teams
- *Graduated with career assist record (659)

1980-83 - Washington High School (Washington, Ind.)

- *All-American & member of Indiana All-Star Team
- *Coached by his father, Stan Neal
- *Played against Steve Alford

COACHING EXPERIENCE

Head Coach:

2013-Present - New Mexico (66-42)

Associate Head Coach:

2007-13 - New Mexico (NCAA)

Assistant Coach:

2004-07 - Iowa (NCAA)

2000-03 - Toronto Raptors (NBA)

THE INFAMOUS CHERRY BLAZER

The cherry blazer has become a symbol with New Mexico basketball. Given to coaches at their introductory press conferences, it makes appearances throughout the season at crucial games.

- Craig Neal is 10-3 when wearing the cherry blazer
 - Nov. 9, 2013 vs. Alabama A&M (W, 88-52)
 - Jan. 21, 2014 vs. Boise State (W, 84-75)
 - Feb. 22, 2014 vs. #6 San Diego State (W, 58-44)
 - Mar. 5, 2014 vs. Air Force (W, 80-52)
- Nov. 14, 2014 vs. Idaho State (W, 79-55)
- Jan. 3, 2015 vs. #24 Colorado State (W, 66-53)
- Feb. 17, 2015 vs. #25 San Diego State (L, 46-63)
- March 7, 2015 vs. Wyoming (W, 52-49)
- Nov. 13, 2015 vs. Texas Southern (W, 86-57)
- Feb. 27, 2016 vs. Fresno State (L, 92-82)
- March 1, 2016 vs. San Diego State (L, 83-56)
- Nov. 11, 2016 vs. Idaho State (W, 81-60)
- Nov. 30, 2016 vs. Abilene Christian (W, 64-55)

THE NEAL ERA AT NEW MEXICO

- Became first-ever rookie Lobo head coach to lead New Mexico to a NCAA Tournament appearance
- Set a school record of 15 conference wins in the 2013-14 season
- Led UNM to the 2014 Mountain West Tournament championship, which made New Mexico the first program in MW history to win three-straight conference tournaments
- Guided Cam Bairstow to All-America honors by Sports Illustrated (2nd Team), NBC Sports (3rd Team) and CBS Sports.
- Guided four Lobos to All-Mountain West honors in 2013-14, which included first team selections Cam Bairstow and Kendall Williams. Williams and Alex Kirk were MW All-Defensive Team selections as well. Kirk also was named to third team while Hugh Greenwood was honorable mention
- The 27 wins in 2013-14 mark the most wins by a rookie coach in Lobo history. It is the tied for the fifth most wins by a first-year Division I head coach since 2000
- Signed a new contract in July of 2014 to stay at New Mexico through 2020
- Became the second-fastest coach in program history to 40 wins (53 games)
- In 2014-15 Hugh Greenwood was named All-MW Third Team and became the second guard in Lobo history to finish career with 1,000 points and 600 rebounds.
- Was named a finalist for a pair of national coaching honors: the Joe B. Hall Award as the nation's top rookie coach, and the Jim Phelan Award for national coach of the year
- Led the MW again with six academic all-conference selections in 2015-16. He has had 19 honorees in his three seasons
- Had five players sign professional contracts; Kendall Williams (Italy), Cam Bairstow (NBA), Alex Kirk (NBA), Hugh Greenwood (Perth) and Deshaun Delaney (Poland)
- Has had 6 straight semesters of at least a 2.7 team GPA. Earned NABC Team Excellence Award in Summer of 2016 for cumulative GPA of 3.03, first MW team to earn the honor
- Guided two First Team All-Mountain West & NABC All-District selections in 2015-16 in Elijah Brown and Tim Williams
- Had highest GPA in program history in Fall of 2015 with a 3.15 GPA
- Landed four players on the NABC Honors Court
- One of two coaches in Lobo history to win more than 20 games on the road over their first three seasons. Neal's total is 24.

The 2016-17 New Mexico Lobos

No.	Name	Pos	Height	Weight	Year	Previous School	Hometown
1	Aher Uguak	G/F	6-7	206	Fr.	Henry Ainley HS	Edmonton, Canada
3	Jordan Hunter	G	5-11	180	So.	Ozen HS	Beaumont, Texas
4	Elijah Brown	G	6-4	200	R-Jr.	Butler University	Orange County, Calif.
5	Jalen Harris	G	6-2	156	Fr.	Word of God Christian Academy	Wilson, N.C.
11	Obij Aget	C	7-1	220	Sr.	La Lumiere HS (Ind.)	Juba, South Sudan
14	Dane Kuiper	G/F	6-7	200	So.	Corona del Sol HS (Ariz.)	Wasilla, Alaska
20	Sam Logwood	G/F	6-7	210	Jr.	La Lumiere HS (Ind.)	Indianapolis, Ind.
21	Xavier Adams	G	6-4	205	Jr.	Edwards S. Marcus HS	Flower Mound, Texas
22	Holt Shelley*	F	6-9	221	Fr.	Cliff HS	Cliff, N.M.
23	Joe Furstinger	F	6-9	215	Jr.	Santa Margarita Catholic HS	Rancho Santa Margarita, Calif.
24	Damien Jefferson	G/F	6-5	190	Fr.	East Chicago Central HS	East Chicago, Ind.
30	Adam Cumber*	G	6-2	185	R-So.	Sandia HS	Albuquerque, M.M.
31	Anthony Mathis	G	6-2	170	So.	West Linn HS	West Linn, Ore.
32	Tim Williams	F	6-8	240	R-Sr.	Samford University	Flossmoor, Ill.
55	Connor MacDougall	F	6-9	235	R-So.	South Mountain CC	Tempe, Ariz.

* Indicates a walk-on

Head Coach: Craig Neal (4th Season -- Georgia Tech '88)

Associate Head Coach: Chris Harriman

Assistant Coaches: Alan Huss and Terrence Rencher

Acting Director of Operations: Ryan Berryman

Athletic Trainer: Corey DeBarbrie

Video Coordinator: Ben Sanders

Strength and Conditioning Coach: Glenn Cain

By Class

(16 Total)

Seniors: (2)

Juniors: (4)

Sophomores: (5)

Freshmen: (4)

By Position

(16 Total)

Centers: (1)

Forwards: (4)

Guard/Forwards: (3)

Guards: (6)

By Height

7'1"

Obij Aget

6'9"

Joe Furstinger

Connor MacDougall

Holt Shelley

6'8"

Tim Williams

6'7"

Sam Logwood

Dane Kuiper

Aher Uguak

6'5"

Damien Jefferson

6'4"

Xavier Adams

Elijah Brown

6'2"

Jalen Harris

Anthony Mathis

Adam Cumber

5'11"

Jordan Hunter

Alphabetical Roster

No.	Name	Pos	Height	Weight	Year
21	Xavier Adams	G	6-4	205	Junior
11	Obij Aget	C	7-1	220	Senior
4	Elijah Brown	G	6-4	200	RS-Junior
30	Adam Cumber	G	6-2	185	RS-Sophomore
23	Joe Furstinger	F	6-9	215	Junior
5	Jalen Harris	G	6-2	156	Freshman
3	Jordan Hunter	G	5-11	180	Sophomore
24	Damien Jefferson	G/F	6-5	190	Freshman
14	Dane Kuiper	G/F	6-7	200	Sophomore
20	Sam Logwood	G/F	6-7	210	Junior
55	Connor MacDougall	F	6-9	235	RS-Sophomore
31	Anthony Mathis	G	6-2	170	Sophomore
22	Holt Shelley	F	6-9	221	Freshman
1	Aher Uguak	G/F	6-7	206	Freshman
32	Tim Williams	F	6-8	240	RS-Senior

Pronunciations

Name	Pronunciation
Obij Aget	O-BOTCH Ah-Jet
Joe Furstinger	Joe FUR-Sting-er
Jalen Harris	JAY-len
Dane Kuiper	KI-pur
Aher Uguak	Uh-here OO-guac

2016-17 Season Stats

THE STAT CREW SYSTEM New Mexico Combined Team Statistics (as of Dec 17, 2016) All games

RECORD:	OVERALL	HOME	AWAY	NEUTRAL
ALL GAMES	7-4	6-0	0-2	1-2
CONFERENCE	0-0	0-0	0-0	0-0
NON-CONFERENCE	7-4	6-0	0-2	1-2

#	Player	gp-gs	min	avg	Total		3-Point		F-Throw		Rebounds				pf	dq	a	to	blk	stl	pts	avg
					fg-fga	fg%	3fg-fga	3fg%	ft-fga	ft%	off	def	tot	avg								
32	WILLIAMS, Tim	9-9	279	31.0	60-94	.638	0-1	.000	47-59	.797	20	40	60	6.7	17	0	8	18	5	5	167	18.6
04	BROWN, Elijah	11-10	320	29.1	53-136	.390	20-72	.278	50-66	.758	3	47	50	4.5	18	0	33	33	0	15	176	16.0
20	LOGWOOD, Sam	10-9	237	23.7	28-53	.528	4-9	.444	22-30	.733	8	24	32	3.2	11	0	24	15	1	7	82	8.2
03	HUNTER, Jordan	11-10	264	24.0	21-51	.412	10-23	.435	16-18	.889	5	27	32	2.9	23	1	35	19	0	9	68	6.2
11	AGET, Obij	11-10	192	17.5	26-40	.650	0-0	.000	13-17	.765	10	23	33	3.0	17	1	4	0	11	3	65	5.9
14	KUIPER, Dane	8-2	108	13.5	16-33	.485	8-17	.471	6-7	.857	4	11	15	1.9	11	0	9	9	2	7	46	5.8
24	JEFFERSON, Damien	10-0	124	12.4	20-46	.435	1-12	.083	12-21	.571	3	19	22	2.2	15	0	10	14	1	4	53	5.3
55	MACDOUGALL, Conn	11-0	144	13.1	17-35	.486	0-0	.000	21-27	.778	15	10	25	2.3	27	1	1	12	3	0	55	5.0
23	FURSTINGER, Joe	9-3	134	14.9	13-19	.684	0-0	.000	13-18	.722	9	19	28	3.1	21	1	6	6	9	3	39	4.3
21	ADAMS, Xavier	11-0	132	12.0	11-27	.407	0-3	.000	25-32	.781	6	19	25	2.3	20	1	1	6	1	8	47	4.3
05	HARRIS, Jalen	11-1	175	15.9	13-25	.520	1-4	.250	7-12	.583	0	11	11	1.0	18	0	21	12	0	11	34	3.1
01	UGUAK, Aher	8-1	73	9.1	3-10	.300	1-3	.333	7-10	.700	3	3	6	0.8	4	0	4	6	0	5	14	1.8
31	MATHIS, Anthony	5-0	16	3.2	1-5	.200	1-5	.200	3-3	1.000	0	3	3	0.6	1	0	0	2	0	0	6	1.2
30	CUMBER, Adam	1-0	2	2.0	0-0	.000	0-0	.000	0-0	.000	0	0	0	0.0	0	0	0	0	0	0	0	0.0
Team											19	14	33					2				
Total.....		11	2200		282-574	.491	46-149	.309	242-320	.756	105	270	375	34.1	203	5	156	154	33	77	852	77.5
Opponents.....		11	2200		269-620	.434	107-270	.396	146-206	.709	107	229	336	30.5	263	-	164	169	29	86	791	71.9

TEAM STATISTICS	NM	OPP	Date	Opponent	Score	Att.
SCORING	852	791	11/11/16	IDAHO STATE	w 81-70	11293
Points per game	77.5	71.9	11/14/16	HOUSTON BAPTIST	w 95-79	10456
Scoring margin	+5.5	-	11/18/16	NEW MEXICO STATE	w 72-59	13892
FIELD GOALS-ATT	282-574	269-620	11/24/16	vs Virginia Tech	L 72-92	0
Field goal pct	.491	.434	11/25/16	vs CSUN	w 105-89	0
3 POINT FG-ATT	46-149	107-270	11/27/16	vs Dayton	L 57-64	0
3-point FG pct	.309	.396	11/30/16	ABILENE CHRISTIAN	w 64-55	11154
3-pt FG made per game	4.2	9.7	12/3/16	at Illinois State	L 74-79	6056
FREE THROWS-ATT	242-320	146-206	12/07/16	UTEP	w 78-77	11838
Free throw pct	.756	.709	12/10/16	at New Mexico State	L 71-84	6298
F-Throws made per game	22.0	13.3	12/17/16	ARKANSAS-PINE BLUFF	w 83-43	10404
REBOUNDS	375	336	* - Conference game			
Rebounds per game	34.1	30.5				
Rebounding margin	+3.5	-				
ASSISTS	156	164				
Assists per game	14.2	14.9				
TURNOVERS	154	169				
Turnovers per game	14.0	15.4				
Turnover margin	+1.4	-				
Assist/turnover ratio	1.0	1.0				
STEALS	77	86				
Steals per game	7.0	7.8				
BLOCKS	33	29				
Blocks per game	3.0	2.6				
ATTENDANCE	69037	12354				
Home games-Avg/Game	6-11506	2-6177				
Neutral site-Avg/Game	-	3-0				

Score by Periods	1st	2nd	Totals
New Mexico	410	442	852
Opponents	382	409	791

2016-17 Extended Season Stats

RECORD:	OVERALL	HOME	AWAY	NEUTRAL
ALL GAMES	7-4	6-0	0-2	1-2
CONFERENCE	0-0	0-0	0-0	0-0
NON-CONFERENCE	7-4	6-0	0-2	1-2

#	Player	gp-gs	min	avg	Total		3-Point		F-Throw		Rebounds				pf	dq	a	a/g	to	to/g	a/to	blk	blk/g	stl	stl/g	pts	avg
					fg-fga	fg%	3fg-fga	3fg%	ft-fa	ft%	off	def	tot	avg													
32	WILLIAMS, Tim	9-9	279	31.0	60-94	.638	0-1	.000	47-59	.797	20	40	60	6.7	17	0	8	0.89	18	2.00	0.44	5	0.56	5	0.56	167	18.6
04	BROWN, Elijah	11-10	320	29.1	53-136	.390	20-72	.278	50-66	.758	3	47	50	4.5	18	0	33	3.00	33	3.00	1.00	0	0.00	15	1.36	176	16.0
20	LOGWOOD, Sam	10-9	237	23.7	28-53	.528	4-9	.444	22-30	.733	8	24	32	3.2	11	0	24	2.40	15	1.50	1.60	1	0.10	7	0.70	82	8.2
03	HUNTER, Jordan	11-10	264	24.0	21-51	.412	10-23	.435	16-18	.889	5	27	32	2.9	23	1	35	3.18	19	1.73	1.84	0	0.00	9	0.82	68	6.2
11	AGET, Obij	11-10	192	17.5	26-40	.650	0-0	.000	13-17	.765	10	23	33	3.0	17	1	4	0.36	0	0.00	99.00	11	1.00	3	0.27	65	5.9
14	KUIPER, Dane	8-2	108	13.5	16-33	.485	8-17	.471	6-7	.857	4	11	15	1.9	11	0	9	1.13	9	1.13	1.00	2	0.25	7	0.88	46	5.8
24	JEFFERSON, Damien	10-0	124	12.4	20-46	.435	1-12	.083	12-21	.571	3	19	22	2.2	15	0	10	1.00	14	1.40	0.71	1	0.10	4	0.40	53	5.3
55	MACDOUGALL, Connor	11-0	144	13.1	17-35	.486	0-0	.000	21-27	.778	15	10	25	2.3	27	1	1	0.09	12	1.09	0.08	3	0.27	0	0.00	55	5.0
23	FURSTINGER, Joe	9-3	134	14.9	13-19	.684	0-0	.000	13-18	.722	9	19	28	3.1	21	1	6	0.67	6	0.67	1.00	9	1.00	3	0.33	39	4.3
21	ADAMS, Xavier	11-0	132	12.0	11-27	.407	0-3	.000	25-32	.781	6	19	25	2.3	20	1	1	0.09	6	0.55	0.17	1	0.09	8	0.73	47	4.3
05	HARRIS, Jalen	11-1	175	15.9	13-25	.520	1-4	.250	7-12	.583	0	11	11	1.0	18	0	21	1.91	12	1.09	1.75	0	0.00	11	1.00	34	3.1
01	UGUAK, Aher	8-1	73	9.1	3-10	.300	1-3	.333	7-10	.700	3	3	6	0.8	4	0	4	0.50	6	0.75	0.67	0	0.00	5	0.63	14	1.8
31	MATHIS, Anthony	5-0	16	3.2	1-5	.200	1-5	.200	3-3	1.000	0	3	3	0.6	1	0	0	0.00	2	0.40	0.00	0	0.00	0	0.00	6	1.2
30	CUMBER, Adam	1-0	2	2.0	0-0	.000	0-0	.000	0-0	.000	0	0	0	0.0	0	0	0	0.00	0	0.00	0.00	0	0.00	0	0.00	0	0.0
Total.....		11	2200		282-574	.491	46-149	.309	242-320	.756	105	270	375	34.1	203	5	156	14.18	154	14.00	1.01	33	3.00	77	7.00	852	77.5
Opponents.....		11	2200		269-620	.434	107-270	.396	146-206	.709	107	229	336	30.5	263	-	164	14.91	169	15.36	0.97	29	2.64	86	7.82	791	71.9

Score by Periods	1st	2nd	Totals
New Mexico	410	442	852
Opponents	382	409	791

2016-17 Season Metrics

#	Player	Min	AST%	EFG%	TS%	Usg%	DRB%	ORB%	TRB%
21	ADAMS, Xavier	132	1.4	.407	.572	18.1	16.8	6.0	11.7
11	AGET, Obij	192	4.1	.650	.684	12.5	14.0	6.9	10.6
04	BROWN, Elijah	320	21.7	.463	.533	31.3	17.1	1.2	9.7
30	CUMBER, Adam	2	0.0	.000	.000	0.0	0.0	0.0	0.0
23	FURSTINGER, Joe	134	8.2	.684	.724	12.4	16.5	8.8	12.9
05	HARRIS, Jalen	175	21.2	.540	.561	12.2	7.3	0.0	3.9
03	HUNTER, Jordan	264	23.6	.510	.577	14.9	11.9	2.5	7.5
24	JEFFERSON, Damien	124	16.8	.446	.480	28.3	17.9	3.2	11.0
14	KUIPER, Dane	108	16.9	.606	.637	21.1	11.9	4.9	8.6
20	LOGWOOD, Sam	237	19.4	.566	.619	17.4	11.8	4.4	8.4
55	MACDOUGALL, Connor	144	1.3	.486	.587	20.7	8.1	13.7	10.7
31	MATHIS, Anthony	16	0.0	.300	.475	26.3	21.9	0.0	11.6
01	UGUAK, Aher	73	9.1	.350	.486	14.2	4.8	5.4	5.1
32	WILLIAMS, Tim	279	6.7	.638	.696	25.0	16.7	9.4	13.3

Estimated possessions: 781.0
Team offensive rating (ORTg): 109.1
Team defensive rating (DRtg): 101.3

AST% - An estimate of the pct of teammate field goals assisted while on the floor
EFG% - Effective FG% (adjusts to include additional points from 3FGs)
TS% - True Shooting% (takes into account field goals, 3-point field goals, and free throws)
Usg% - An estimate of the pct of team plays used while on the floor
DRB% - An estimate of the pct of available defensive rebounds grabbed while on the floor
ORB% - An estimate of the pct of available offensive rebounds grabbed while on the floor
TRB% - An estimate of the pct of all available rebounds grabbed while on the floor

ORTg - Offensive rating - points scored per 100 possessions
DRtg - Defensive rating - points allowed per 100 possessions

New Mexico's Last Time Out

Official Basketball Box Score -- Game Totals -- Final Statistics

Arkansas-Pine Bluff vs New Mexico

12/17/16 6:05 p.m. at WisePies Arena - The Pit/Bob King Court

Arkansas-Pine Bluff 43 • 1-11

##	Player		Total	3-Ptr	Rebounds			PF	TP	A	TO	Blk	Stl	Min	
			FG-FGA	FG-FGA	FT-FTA	Off	Def								Tot
15	Trent Steen	f	5-9	0-0	1-1	0	0	0	5	11	0	3	1	3	20
30	Deshon Bayless	f	0-6	0-2	0-0	0	2	2	3	0	0	0	0	3	15
52	David Tillman	c	0-1	0-0	0-0	0	0	0	2	0	0	1	1	0	9
10	Jaquan Lynch	g	3-10	2-4	1-1	0	0	0	3	9	2	2	0	2	32
44	Ghiavonni Robinson	g	4-14	3-9	1-1	1	3	4	1	12	0	2	0	1	29
01	Charles Jackson		0-1	0-1	0-0	0	0	0	2	0	0	0	0	0	5
03	Kennedy McKinney		0-2	0-0	0-0	0	0	0	1	0	2	3	0	1	17
12	Marquis Cunningham		0-2	0-0	0-0	1	0	1	2	0	2	1	1	0	11
13	JoeRandle Toliver		1-4	1-3	0-0	0	2	2	2	3	2	6	0	4	22
21	Artavious McDyess		0-0	0-0	0-0	1	0	1	1	0	0	2	1	1	14
22	Khalid Campbell		0-0	0-0	0-0	0	0	0	0	0	0	0	0	0	4
35	Travon Harper		2-8	0-2	4-7	1	3	4	4	8	0	1	0	2	22
Team						4	3	7				1			
Totals			15-57	6-21	7-10	8	13	21	26	43	8	22	4	17	200

FG % 1st Half: 3-24 12.5% 2nd half: 12-33 36.4% Game: 15-57 26.3%
 3FG % 1st Half: 1-9 11.1% 2nd half: 5-12 41.7% Game: 6-21 28.6%
 FT % 1st Half: 4-5 80.0% 2nd half: 3-5 60.0% Game: 7-10 70.0%

Deadball
Rebounds
1

New Mexico 83 • 7-4

##	Player		Total	3-Ptr	Rebounds			PF	TP	A	TO	Blk	Stl	Min	
			FG-FGA	FG-FGA	FT-FTA	Off	Def								Tot
23	FURSTINGER, Joe	f	0-2	0-0	5-6	1	3	4	2	5	1	1	4	1	20
32	WILLIAMS, Tim	f	7-10	0-0	5-5	0	4	4	4	19	1	1	0	0	20
01	UGUAK, Aher	g	0-2	0-1	5-6	1	2	3	0	5	2	5	0	1	17
05	HARRIS, Jalen	g	1-4	0-1	0-0	0	2	2	2	2	4	0	0	2	25
14	KUIPER, Dane	g	5-9	3-6	1-1	1	3	4	1	14	3	3	1	2	25
03	HUNTER, Jordan		2-2	2-2	2-2	0	2	2	1	8	0	2	0	2	13
04	BROWN, Elijah		1-4	1-3	4-4	0	2	2	0	7	3	2	0	1	16
11	AGET, Obij		2-3	0-0	0-0	0	1	1	0	4	1	0	2	0	9
20	LOGWOOD, Sam		1-4	0-2	3-4	3	3	6	1	5	2	2	0	4	19
21	ADAMS, Xavier		1-2	0-0	2-2	1	5	6	1	4	1	1	1	3	16
30	CUMBER, Adam		0-0	0-0	0-0	0	0	0	0	0	0	0	0	0	2
31	MATHIS, Anthony		0-2	0-2	0-0	0	2	2	0	0	0	1	0	0	4
55	MACDOUGALL, Connor		0-1	0-0	10-10	4	2	6	1	10	0	3	0	0	14
Team						1	1	2				1			
Totals			20-45	6-17	37-40	12	32	44	13	83	18	22	8	16	200

FG % 1st Half: 7-19 36.8% 2nd half: 13-26 50.0% Game: 20-45 44.4%
 3FG % 1st Half: 1-6 16.7% 2nd half: 5-11 45.5% Game: 6-17 35.3%
 FT % 1st Half: 16-17 94.1% 2nd half: 21-23 91.3% Game: 37-40 92.5%

Deadball
Rebounds
3,4

Officials: Brad Ferrie, Deldre Carr, Eric Anderson

Technical fouls: Arkansas-Pine Bluff-Marquis Cunningham. New Mexico-None.

Attendance: 10404

Score by periods	1st	2nd	Total
Arkansas-Pine Bluff	11	32	43
New Mexico	31	52	83

	In	Off	2nd	Fast	
Points	Paint	T/O	Chance	Break	Bench
UAPBM	16	12	2	7	11
NM	28	24	7	19	38

Last FG - UAPBM 2nd-02:03, NM 2nd-00:27.

Largest lead - UAPBM None, NM by 46 2nd-04:23.

UAPBM led for 00:00. NM led for 38:45. Game was tied for 01:15.

Score tied - 0 times.

Lead changed - 0 times.

2016-17 Arizona's Roster

No.	Name	Pos.	Ht.	Wt.	Yr.	Previous School	Hometown
0	Parker Jackson-Cartwright	G	5-11	170	Jr.	Sierra Canyon HS	Los Angeles, Calif.
1	Rawle Alkins	G	6-5	220	Fr.	Word of God Academy (NC)	Brooklyn, N.Y.
2	Kobi Simmons	G	6-5	175	Fr.	St. Francis HS	Atlanta, Ga.
3	Dylan Smith*	G	6-5	170	So.	UNC Asheville	Mobile, Ala.
5	Kadeem Allen	G	6-3	205	Sr.	Hutchinson C.C.	Wilmington, N.C.
10	Lauri Markkanen	F	7-0	230	Fr.	Helsinki Academy	Jyväskylä, Finland
14	Dusan Ristic	C	7-0	245	Jr.	Sunrise Christian Academy	Novi Sad, Serbia
20	Talbott Denny*	F	6-5	215	Sr.	Lipscomb University	Tucson, Ariz.
21	Chance Comanche	C	6-11	215	So.	Beverly Hills HS	Beverly Hills, Calif.
24	Ray Smith*	F	6-8	215	R-Fr.	Las Vegas HS	Las Vegas, Nev.
25	Keanu Pinder	F	6-9	220	Jr.	Hutchinson C.C.	Perth, Australia
35	Allonzo Trier	G	6-5	205	So.	Findlay Prep	Seattle, Wash.
50	Tyler Trillo	G	5-11	170	R-So.	Roger Williams University	Southbury, Conn.
51	Paulo Cruz	G	6-4	210	So.	Francis Parker HS	San Diego, Calif.
52	Kory Jones	G	6-3	170	Fr.	Westfield HS	Herndon, Va.
55	Jake DesJardins	F	6-6	215	Fr.	Coronado HS	Henderson, Nev.

* Inactive for the 2016-17 season

Head Coach: Sean Miller (8th Season -- Pittsburgh '92)

Associate Head Coach: Joe Pasternack

Assistant Coaches: Emanuel Richardson, Mark Phelps

Director of Operations: Ryan Reynolds

Athletic Trainer: Justin Kokoskie

Assistant Director of Operations: Austin Carroll

Strength and Conditioning Coach: Chris Rounds

2016-17 Arizona's Season Stats

2016-17 Season Statistics Arizona Combined Team Statistics (as of Dec 17, 2016) All games

RECORD:	OVERALL	HOME	AWAY	NEUTRAL
ALL GAMES	10-2	6-0	1-0	3-2
CONFERENCE	0-0	0-0	0-0	0-0
NON-CONFERENCE	10-2	6-0	1-0	3-2

		Total					3-Point		F-Throw		Rebounds														
##	Player	gp-gs	min	avg	fg-fga	fg%	3fg-fga	3fg%	ft-fa	ft%	off	def	tot	avg	pf	dq	a	to	blk	stl	pts	avg			
10	Markkanen, Lauri	12-12	387	32.2	62-126	.492	25-54	.463	47-56	.839	27	59	86	7.2	22	2	17	11	7	5	196	16.3			
01	Alkins, Rawle	12-12	369	30.8	51-112	.455	15-44	.341	31-41	.756	21	38	59	4.9	28	0	28	28	5	14	148	12.3			
02	Simmons, Kobi	12-7	363	30.3	49-114	.430	13-38	.342	37-49	.755	4	21	25	2.1	32	0	24	16	0	10	148	12.3			
14	Ristic, Dusan	12-12	287	23.9	52-98	.531	0-0	.000	24-32	.750	20	55	75	6.3	27	0	6	17	7	7	128	10.7			
05	Allen, Kadeem	11-10	329	29.9	34-80	.425	9-22	.409	18-27	.667	5	43	48	4.4	33	1	28	24	10	19	95	8.6			
00	Jackson-Cartwright	7-7	204	29.1	18-47	.383	5-19	.263	15-19	.789	1	19	20	2.9	15	0	37	11	1	9	56	8.0			
21	Comanche, Chance	12-0	206	17.2	23-43	.535	0-0	.000	13-19	.684	14	26	40	3.3	28	1	4	18	3	2	59	4.9			
25	Pinder, Keanu	12-0	208	17.3	17-29	.586	1-3	.333	14-22	.636	18	38	56	4.7	29	1	7	16	16	10	49	4.1			
52	Jones, Kory	1-0	2	2.0	0-0	.000	0-0	.000	0-0	.000	0	0	0	0.0	0	0	0	0	0	0	0	0.0			
51	Cruz, Paulo	5-0	15	3.0	0-2	.000	0-0	.000	0-0	.000	0	2	2	0.4	2	0	0	2	0	0	0	0.0			
55	DesJardins, Jake	3-0	6	2.0	0-2	.000	0-0	.000	0-0	.000	0	0	0	0.0	2	0	0	1	0	0	0	0.0			
50	Trillo, Tyler	5-0	24	4.8	0-3	.000	0-3	.000	0-0	.000	0	0	0	0.0	1	0	4	0	0	0	0	0.0			
Team											19	15	34				3								
Total.....		12	2400		306-656	.466	68-183	.372	199-265	.751	129	316	445	37.1	219	5	155	147	49	76	879	73.2			
Opponents.....		12	2400		273-678	.403	80-255	.314	119-190	.626	121	245	366	30.5	236	0	138	159	23	56	745	62.1			

TEAM STATISTICS	ARIZ	OPP	Date	Opponent	Score	Att.
SCORING	879	745	11/11/16	vs Michigan State	w 65-63	9475
Points per game	73.2	62.1	11/15/16	CSU BAKERSFIELD	w 78-66	14214
Scoring margin	+11.2	-	11/18/16	SACRED HEART	w 95-65	14392
FIELD GOALS-ATT	306-656	273-678	11/21/16	NORTHERN COLORADO	w 71-55	14397
Field goal pct	.466	.403	11/24/16	vs Santa Clara	w 69-61	2537
3 POINT FG-ATT	68-183	80-255	11/25/16	vs Butler	L 65-69	3000
3-point FG pct	.372	.314	11/30/16	TEXAS SOUTHERN	w 85-63	14410
3-pt FG made per game	5.7	6.7	12/03/16	vs Gonzaga	L 62-69	7952
FREE THROWS-ATT	199-265	119-190	12/06/16	UC IRVINE	w 79-57	14208
Free throw pct	.751	.626	12/10/16	at Mizzou	w 79-60	10151
F-Throws made per game	16.6	9.9	12/14/16	GRAND CANYON	w 64-54	13477
REBOUNDS	445	366	12/17/16	vs Texas A&M	w 67-63	8777
Rebounds per game	37.1	30.5				
Rebounding margin	+6.6	-				
ASSISTS	155	138				
Assists per game	12.9	11.5				
TURNOVERS	147	159				
Turnovers per game	12.3	13.3				
Turnover margin	+1.0	-				
Assist/turnover ratio	1.1	0.9				
STEALS	76	56				
Steals per game	6.3	4.7				
BLOCKS	49	23				
Blocks per game	4.1	1.9				
ATTENDANCE	85098	41892				
Home games-Avg/Game	6-14183	1-10151				
Neutral site-Avg/Game	-	5-6348				

* - Conference game

Score by Periods	1st	2nd	Totals
Arizona	452	427	879
Opponents	358	387	745

Arizona's Last Time Out

Official Basketball Box Score -- Game Totals -- Final Statistics

Arizona vs Texas A&M

12/17/2016 11:00 AM at Toyota Center (Houston, TX)

Arizona 67 - 10-2

##	Player	S	Total	3-Ptr	FT-FTA	Rebounds			PF	TP	A TO Blk Stl				Min
			FG-FGA	3PT FG-FGA		Off Reb	Def Reb	Tot Reb							
01	ALKINS,RAWLE	*	3-12	0-3	6-6	3	2	5	2	12	6	3	0	2	37
02	SIMMONS,KOBI	*	4-10	0-3	6-9	2	3	5	2	14	3	2	0	0	37
05	ALLEN,KADEEM	*	0-6	0-3	2-3	1	6	7	2	2	4	3	0	5	36
10	MARKKANEN,LAURI	*	5-10	3-5	4-4	3	4	7	1	17	0	0	0	2	37
14	RISTIC,DUSAN	*	8-12	0-0	2-2	2	3	5	4	18	0	0	1	1	26
21	COMANCHE,CHANCE		1-3	0-0	0-0	0	0	0	2	2	0	0	0	0	12
25	PINDER,KEANU		1-2	0-1	0-0	1	3	4	3	2	1	1	3	0	15
TEAM						1	1	2	0		0				
TOTALS			22-55	3-15	20-24	13	22	35	16	67	14	9	4	10	200

Deadball Rebounds: 1,0

FG %	1st Half:	14-29	48.3%	2nd Half:	8-26	30.8%	Game:	22-55	40.0%
3FG %	1st Half:	2-8	25.0%	2nd Half:	1-7	14.3%	Game:	3-15	20.0%
FT %	1st Half:	11-12	91.7%	2nd Half:	9-12	75.0%	Game:	20-24	83.3%

Texas A&M 63 - 7-3

##	Player	S	Total	3-Ptr	FT-FTA	Rebounds			PF	TP	A TO Blk Stl				Min
			FG-FGA	3PT FG-FGA		Off Reb	Def Reb	Tot Reb							
01	HOGG,DJ	*	4-10	2-5	0-0	0	0	0	3	10	1	5	0	1	26
03	GILDER,ADMON	*	5-10	1-2	2-2	2	3	5	3	13	3	1	0	2	39
05	HAMPTON,JC	*	0-3	0-1	2-2	2	1	3	2	2	3	2	0	0	22
10	TROCHA-MORELOS,TOM	*	0-5	0-2	0-0	4	6	10	4	0	6	3	0	0	35
34	DAVIS,TYLER	*	9-15	0-0	5-10	4	6	10	2	23	2	1	2	0	33
02	VILA,ERIC		0-1	0-0	0-1	0	1	1	1	0	3	0	0	2	17
12	COLLINS,CHRIS		0-0	0-0	0-0	0	0	0	0	0	0	0	0	0	1
42	MILLER,TAVARIO		0-2	0-0	0-0	1	1	2	1	0	0	0	0	0	4
44	WILLIAMS,ROBERT		7-10	0-0	1-2	1	2	3	4	15	0	2	1	0	23
TEAM						1	2	3	0		0				
TOTALS			25-56	3-10	10-17	15	22	37	20	63	18	14	3	5	200

Deadball Rebounds: 1,1

FG %	1st Half:	10-28	35.7%	2nd Half:	15-28	53.6%	Game:	25-56	44.6%
3FG %	1st Half:	2-7	28.6%	2nd Half:	1-3	33.3%	Game:	3-10	30.0%
FT %	1st Half:	6-9	66.7%	2nd Half:	4-8	50.0%	Game:	10-17	58.8%

Officials: Tony Padilla, Mike Reed, Eric Curry

Technical Fouls: Arizona- None. Texas A&M- None.

Attendance: 0

Score by periods	1st	2nd	Total
Arizona	41	26	67
Texas A&M	28	35	63

Points	In Paint	Off Off T/O	2nd 2nd Chance	Fast Fast Break	Bench
ARIZ	32	18	15	4	4
TAMU	38	16	15	2	15

Last FG - ARIZ 2nd-08:11, TAMU 2nd-00:22.

Largest lead - Arizona by 22 2nd-10:14; Texas A&M by 3 1st-17:45

ARIZ led for 37:03. TAMU led for 1:09. Game was tied for 1:48.

Score tied - 3 times

Lead changed - 2 times

By The Numbers

SINGLE GAME HIGHS (2016-17 SEASON)

New Mexico

Points: 31 - Tim Williams vs. Houston Baptist (11-14-16)
FG Made: 10 - Tim Williams vs. Houston Baptist (11-14-16)
FG Att: 17 - Elijah Brown (2x)
FG %*: .909 - Tim Williams vs. Houston Baptist (11-14-16)
3FG Made: 3 - Two Players
3FG Att: 11 - Elijah Brown at Illinois State (12-3-16)
FT Made: 11 - Tim Williams vs. Houston Baptist (11-14-16)
FT Att: 13 - Tim Williams vs. NMSU (11-18-16)
FT %*: 100% - 18 time
Rebounds: 11 - Tim Williams (3X)/ Joe Furstinger
Assists: 8 - Jordan Hunter vs. Idaho State (11-11-16)
Steals: 4 - Two players
Blocks: 4 - Joe Furstinger vs. UAPB (12-17-16)

*Minimum eight attempts

Opponents

Points: 26 - Ian Baker, NMSU (12-10-16)
FG Made: 9 - Ethan Telfair, ISU (11-11-16)
FG Att: 23 - Ethan Telfair, ISU (11-11-16)
FG %*: .889 - Deon Barrett, UTEP (12-7-16)
3FG Made: 5 - Two Players
3FG Att: 12 - Colter Lasher, HBU (11-14-16)
FT Made: 9 - Justin Robinson, VT (11-24-16)
FT Att: 10 - Two Players
FT %*: 1.000 - Four Players
Rebounds: 14 - Eli Chuha, NMSU (12-10-16)
Assists: 12 - Dominic Artis, UTEP (12-7-16)
Steals: 6 - Ethan Telfair, ISU (11-11-16)
Blocks: 2 - Six Players

*Minimum eight attempts

NEW MEXICO'S RECORD WHEN...

	All Games	MW
Leading at the half:	5-1	0-0
Trailing at the half:	2-3	0-0
Tied at the half:	0-0	0-0
Outrebounding opponent:	6-1	0-0
Outrebounded by opponent:	1-3	0-0
Commit more turnovers than opponent:	2-3	0-0
Commit less turnovers than opponent:	4-1	0-0
Commit more than 10 turnovers:	6-4	0-0
Commit less than 10 turnovers:	1-0	0-0
When shooting 50.0% or higher:	3-0	0-0
When shooting less than 50.0%:	4-4	0-0
Overtime games:	0-0	0-0
More bench points than opponent:	6-2	0-0
Inside The Pit:	6-0	0-0
On the Road:	0-2	0-0
At a neutral site:	1-2	0-0
Against ranked teams:	0-0	0-0
In cherry jerseys:	1-3	0-0
In silver jerseys:	0-0	0-0
In white jerseys:	5-0	0-0
In anthracite jerseys:	0-1	0-0
In turquoise jerseys:	1-0	0-0
In November:	5-2	0-0
In December:	2-2	0-0
In January:	0-0	0-0
In February:	0-0	0-0
In March:	0-0	0-0
When UNM scores less than 50 points:	0-0	0-0
When UNM scores 50-60 points:	0-1	0-0
When UNM scores 60-70 points:	1-0	0-0
When UNM scores 70-80 points:	2-3	0-0
When UNM scores 80+ points:	4-0	0-0

SCORING MARGIN BREAKDOWN

Total	1	2	3	4	5	6	7	8	9	10	11-15	16-20	21+
Win	1	0	0	0	0	0	0	0	1	0	2	2	1
Loss	0	0	0	0	1	0	1	0	0	0	1	1	0

Dunks: Logwood (6), Williams (7), Aget (12), Adams (5), Jefferson (2), Furstinger (3), MacDougall (1), Brown (1), Kuiper (1)
Charges: Adams (3), Hunter (2)

CHARTING THE NUMBERS

	Season	Career
Double-Digit Scoring Games		
Elijah Brown	9	40 (21-19)
Tim Williams	8	37 (21-16)
Objig Aget	1	18 (10-8)
Sam Logwood	4	14 (9-5)
Xavier Adams	1	5 (3-2)
Jalen Harris	1	1 (1-0)
Jordan Hunter	2	3 (1-2)
Dane Kuiper	2	3 (2-1)
Anthony Mathis	0	1 (1-0)
Damien Jefferson	1	1 (0-1)
30-Point Games		
Tim Williams	1	1 (1-0)
20-Point Games		
Elijah Brown	3	21 (10-10)
Tim Williams	3	14 (10-4)
Sam Logwood	1	1 (1-0)
Scoring Leaders		
Elijah Brown	6	28 (14-14)
Tim Williams	6	13 (7-6)
Objig Aget	0	4 (1-3)
Sam Logwood	1	3 (3-0)
10+ Rebound Games		
Tim Williams	3	9 (6-3)
Objig Aget	0	8 (4-4)
Elijah Brown	0	2 (0-2)
Joe Furstinger	1	1 (0-1)
Rebounding Leaders		
Tim Williams	5	24 (12-12)
Objig Aget	0	20 (10-9)
Elijah Brown	2	9 (5-3)
Sam Logwood	1	3 (3-0)
Tim Jacobs	0	2 (1-1)
Joe Furstinger	1	2 (0-2)
Damien Jefferson	1	1 (0-1)
Xavier Adams	1	1 (1-0)
Connor MacDougall	1	1 (1-0)
Double-Doubles		
Tim Williams	3	9 (6-3)
Objig Aget	0	8 (4-4)
Elijah Brown	0	2 (0-2)
Assist Leaders		
Elijah Brown	4	17 (9-8)
Tim Jacobs	0	16 (6-10)
Sam Logwood	2	8 (3-5)
Dane Kuiper	0	2 (2-0)
Tim Williams	0	1 (1-0)
Joe Furstinger	1	2 (1-1)
Jordan Hunter	4	5 (3-2)
Aher Uguak	1	1 (1-0)
Xavier Adams	0	1 (1-0)
Jalen Harris	2	2 (1-1)

The Last Time It Happened

NEW MEXICO

As A Team:

Scored 100 Points:	105 - CSUN (11-25-16)
Scored 90-99 Points:	95 - Houston Baptist (11-14-16)
Scored 80-89 Points:	83 - UAPB (12-17-16)
Scored Less Than 50 Points:	46 - San Diego State (2-17-15)
Scored Less Than 40 Points:	34 - at #25 San Diego State (1-26-13)
Won By 40 Points:	W, 83-43 - UAPB (12-17-16)
Won By 30 Points:	W, 88-52 - Alabama A&M (11-17-13)
Won By 20 Points:	W, 85-55 - Air Force (1-27-16)
Lost By 20-29 Points:	L, 92-72 - Virginia Tech (11-24-16)
Lost By 30 Points:	L, 96-66 - vs. BYU (12-23-15)
Shot 65% Or Better:	69.2% (27-39) - at Air Force (1-15-05)
Shot 60% Or Better:	64.9% (37-57) - CSUN (11-25-16)
Shot Less Than 35%:	33.8% (24-71) - at San Diego State (2-6-16)
Shot Less Than 30%:	29.8% (14-47) - at San Diego State (1-6-15)
Shot 60% 3FG Or Better:	70% (7-10) - at San Jose State (1-23-16)
Shot Less Than 30% 3FG:	23.5% (4-17) - at NMSU (12-10-16)
Made 10 Three-Pointers:	11 (of 37) - at Air Force (2-20-16)
Shot 85% On Free Throws:	92.5% (37-40) - UAPB (12-17-16)
Shot Less Than 50% On FTs:	45.5% (5-11) - at Air Force (3-9-13)
Had 50 Rebounds:	58 - vs. UAB (11-21-13)
Had 20 Offensive Rebounds:	23 - at USC (11-21-15)
Had 20 Assists:	22 - Rice (12-19-15)
Had 20 Turnovers:	22 - UAPB (12-17-16)
Had Less Than 10 Turnovers:	8 - vs. Abilene Christian (11-30-16)
Had 10 Steals:	16 - UAPB (12-17-16)
Had 10 Blocks:	12 - vs. UMass (11-22-13)
Had Two or More 20-Point Scorers:	vs. CSUN (11-25-16)
	Elijah Brown (21) & Tim Williams (21)
Had 6 Double-Digit Scorers:	North Dakota (1-7-12)
Had 5 Double-Digit Scorers:	Wyoming (1-16-16)
Had No Double-Digit Scorers:	at San Diego State (1-6-15)
Had Two 10+ Rebounders:	at USC (11-21-15)
	Tim Williams (15) & Obij Aget (11)
Scored 50 Points In 1st Half:	54 - CSUN (11-25-16)
Scored 50 Points In 2nd Half:	52 - UAPB (12-17-16)
Scored 20 Or Fewer Points In 1st Half:	17 - Wyoming (3-7-15)
Scored 20 Or Fewer Points In 2nd Half:	15 - at #25 San Diego State (1-26-13)
Failed To Make a 3FG:	(0-10) - vs. Washington State (12-25-15)
Defeated a Ranked Team:	W, 66-53 vs. #24/#24 Colorado State (1-3-15)
Lost To a Ranked Team:	L, 70-58 at #11/#11 Purdue (12-5-15)
Won an OT Game:	W, 52-49 vs. Wyoming (3-7-15)
Lost an OT Game:	L, 78-71 at San Diego State (2-6-16)
Won a 2OT Game:	W, 97-94 vs. UAB (11-21-13)
Lost a 2OT Game:	L, 73-76 at Dayton (1-1-10)
Won a 3OT Game:	W, 104-99, Fresno State (3-8-96)
Lost a 3OT Game:	Never
As An Individual:	
Had a Triple-Double:	Luc Longley (17 pts, 14 rebs, 10 assts) vs. Penn State (3-28-90)
Had a Double-Double (Pts/Reb):	Tim Williams (19 pts & 11 reb) Virginia Tech (11-24-16)
Had a Double-Double (Pts/Asst):	Kendall Williams (11 pts & 10 assts) at Nevada (3-2-14)
Scored 20+ Pts with 10+ Rebs:	Tim Williams (31 pts & 11 rebs) Houston Baptist (11-14-16)
Scored 30 Points:	Tim Williams (31) - Houston Baptist (11-14-16)
Scored 30 Points (MW Only):	Elijah Brown (41) Fresno State (2-27-16)
Scored 20 Points:	Elijah Brown (25) - vs. UTEP (12-7-16)
Scored 20 Points (MW Only):	Elijah Brown (26) Boise State (2-17-16)
Had 20 Rebounds:	Drew Gordon (20) UNLV (2-18-12)
Had 15 Rebounds:	Tim Williams (15) at USC (11-21-15)
Had 10 Assists:	Kendall Williams (10) at Nevada (3-2-14)
Had 5 Steals:	Demetrius Walker (5) Montana (12-20-11)

VERSUS NEW MEXICO

As A Team:

Scored 100 Points:	103 - New Mexico State (12-5-06)
Scored 90 Points:	92 - Virginia Tech (11-24-16)
Scored 80-89 Points:	84 - NMSU (12-10-16)
Scored Less Than 50 Points:	49 - Wyoming (3-7-15)
Scored Less Than 40 Points:	38 - Wyoming (2-11-12)
Shot 50% Or Better:	51.0% (26-51) - NMSU (12-10-16)
Shot Less Than 35%:	30.4% (17-56) - San Jose State (2-13-16)
Shot Less Than 30%:	26.3% (15-57) - UAPB (12-17-16)
Shot 50% 3FG Or Better:	50.0% (11-22) - NMSU (12-10-16)
Shot Less Than 20% 3FG:	14.8% (4-27) - at San Diego State (2-6-16)
Made 10 Three-Pointers:	11 (of 22) - NMSU (12-10-16)
Shot 75% On Free Throws:	82.8% (24-29) - CSUN (11-25-16)
Shot Less Than 50% On FT's:	43.8% (7-16) - Boise State (2-17-16)
Had 50 Rebounds:	51 - at Purdue (12-5-15)
Had 20 Offensive Rebounds:	21 - at Fresno State (1-2-16)
Had 20 Assists:	22 - UTEP (12-7-16)
Had 20 Turnovers:	22 - UAPB (12-17-16)
Had Less Than 10 Turnovers:	9 - Dayton (11-27-16)
Had 10 Steals:	17 - UAPB (12-17-16)
Had 10 Blocks:	11 - at USC (11-21-15)
Had 30-Point and 20-Point Scorers:	Fresno State (2-27-16)
	Marvelle Harris (32) & Julien Lewis (21)
Had Two or More 20-Point Scorers:	UTEP (12-7-16)
	Omega Harris (22) & Deon Barrett (12-7-16)
Had 6 Double-Digit Scorers:	TCU (2-25-12)
Had 5 Double-Digit Scorers:	CSUN (11-25-16)
Had No Double-Digit Scorers:	ULM (12-13-14)
Had Two 10+ Rebounders:	NMSU (12-10-16)
	Eli Chuha (14) & Jemerrio Jones (10)
Scored 50+ Points In 1st Half:	50 - UTEP (12-3-06)
Scored 50+ Points In 2nd Half:	51 - Fresno State (2-27-16)
Scored 20 Or Less Points In 1st Half:	18 - Utah State (1-9-16)
Scored 20 Or Less In 2nd Half:	19 - New Mexico State (12-3-14)
Scored 15 Or Less Points In 1st Half:	11 - UAPB (12-17-16)
Failed To Make a 3FG:	(0-7) - New Mexico State (12-16-15)
As An Individual:	
Had a Triple-Double:	Ethan Telfair (25 pts, 12 rebs, 10 assts) Idaho State (11-11-16)
Had a Double-Double (Pts/Reb):	Eli Chuha (12 pts, 14, reb)/Jemerrio Jones (15 pts, 10 reb) NMSU (12-10-16)
Had a Double-Double (Pts/Asst):	Dominic Artis (13 pts & 12 Assists) UTEP (12-7-16)
Had 20+ Points & 10+ Rebounds	Eli Chuha (12 pts, 14, reb)/Jemerrio Jones (15 pts, 10 reb) NMSU (12-10-16)
Scored 30+ Points in Back-to-Back Games Vs. UNM:	Derrick Marks Boise State
	31 points (1-18-15) & 30 points (2-24-15)
Scored 30 Points:	Marvelle Harris (32) - Fresno State (2-27-16)
Scored 30 Points (MW Only):	Marvelle Harris (32) - Fresno State (2-27-16)
Scored 20 Points:	Ian Baker (26) - NMSU (12-10-16)
Scored 20 Points (MW Only):	Tyron Criswell (20) - Nevada (3-5-16)
Had 20 Rebounds:	Ryan Watkins (22) - Boise State (1-21-14)
Had 15 Rebounds:	Cameron Oliver (26 pts) - Nevada (3-10-16)
Had 10 Assists:	Dominic Artis (12) - UTEP (12-7-16)
Had 5 Steals:	Dominic Artis (5) - UTEP (12-7-16)
Had 5 Blocks:	Stephen Zimmerman, Jr., (5) - UNLV (2-2-16)

Welcome to The Pit, A Mile High and Louder Than...



WHAT THEY ARE SAYING

"What a terrific atmosphere for college basketball. Great building... Great history... 18,000 screaming fans. It's big time college hoops, baby!"
- Dick Vitale, ESPN

"I consider the game we played in Albuquerque in 1978 one of the most exciting of my career. The Pit is the toughest place to play because of their tremendous atmosphere."

-Jim Boeheim, Syracuse head coach

"When you go into a place like The Pit, there will be challenge different from a regular road game. The crowd can dictate the tempo and momentum. The Pit crowd forces you to be patient."

-Lute Olsen, former Arizona head coach

"A mile high but 37 feet underground, the Pit in Albuquerque has been the site of many mind-blowing college basketball games, including North Carolina State's upset of Houston in '83 and just about any New Mexico home game. The noise created by fans, which has been measured at 125 decibels -- the pain threshold for the human ear is 130 -- is a palpable force."

-Sports Illustrated

- Voted one of "The Top Five Loudest, Most Intimidating Places to Play" by NCAA.com
- Ranked in the top 20 sporting venues of the 20th century by Sports Illustrated
- USA Today ranked The Pit in its "Ten Great Places to Get Pumped for NCAA Action"
- According to Fox Sports, it's one of the top ten "old school" college basketball arenas in the country



THE GREATEST GAME EVER PLAYED

WisePies Arena - The Pit was the site of one of the greatest college basketball games ever played. It hosted the 1983 national championship game that saw the NC State Wolfpack upset Hakeem Olajuwon, Clyde Drexler and the Houston Cougars. Coach Jimmy Valvano and the Wolfpack downed the Cougars on a last second put back by Lorenzo Charles. The iconic shot of the late Valvano running onto the court looking for a hug is one of the lasting images in college basketball history.

ABOUT THE PIT

- Built in 1966 (\$1.4 million)
- Capacity of 15,411 (previously 18,018)
- \$60 million renovation was completed in 2010
- New floor installed before the 2013-14 season
- Seating includes 40 suites and a club area
- Officially named WisePies Arena on Dec. 1, 2014 after \$5 million gift for naming rights by local New Mexico business. It is still referred to as The Pit, its officially-recognized nickname.
- Less than 30 of 345 NCAA Division I basketball programs play in a college-only arena named after a business or organization founded or headquartered in its home state.
- The Lobos have averaged an astounding 15,410 fans in 49 out of 50 years, an amazing 95% of capacity
- Has ranked in the top 25 in attendance nationally every season since the 1966-67 season with 35 seasons in the top ten in the NCAA in attendance
- Led the Mountain West in attendance in 11 of the conference's 16 years of existence
- New Mexico's all-time winning percentage in WisePies Arena - The Pit is over 81 percent.
- The floor is named Bob King Court in honor of the former head coach who led the Lobos from 1963 to 1972.

The 2016-17 Lobo Men's Basketball Program



The 2016-17 Lobos



Aher Uguak
6'7" - 206 lbs. - Freshman - Guard/Forward
Edmonton, Canada (Henry Ainley HS)

NOTEWORTHY :

- Graduated and played at Henry Ainley HS
- Two-time Provincial Champion
- Rated as one of the best high school players in Western Canada
- Played for Drive Elite's summer team
- Named 2015 Alberta NPH Showcase Camp MVP

GAME-BY-GAME STATISTICS

Opponent	Date	GS	Min	FG-A	3FG-A	FT-A	O-D-TR	PF	A	TO	B	S	PTS
Idaho State	11-11-16	7	0-1	0-0	0-0	1-0-1	0	0	1	0	0	0	0
Houston Baptist	11-14-16	14	2-3	1-1	0-0	0-1-1	2	1	0	0	2	5	0
New Mexico State	11-18-16	3	0-1	0-0	0-0	1-0-1	0	0	0	0	0	0	0
vs. Virginia Tech	11-24-16	11	0-1	0-0	2-2	0-0-0	0	0	0	0	0	2	0
vs. CSUN	11-25-16	9	1-1	0-0	0-2	0-0-0	0	0	0	0	2	2	0
vs. Dayton	11-27-16	2	0-0	0-0	0-0	0-0-0	1	0	0	0	0	0	0
Abilene Christian	11-30-16	10	0-1	0-1	0-0	0-0-0	0	1	0	0	0	0	0
at Illinois State	12-03-16					DNP							
UTEP	12-07-16					DNP							
at New Mexico S.	12-10-16					DNP							
Arkansas-Pine Bluff	12-17-16 *	17	0-2	0-1	5-6	1-2-3	0	2	5	0	1	3	0
at Arizona	12-20-16												
Fresno State*	12-28-16												
at San Diego State*	01-01-17												
at Utah State*	01-04-17												
Nevada*	01-07-17												
UNLV*	01-10-17												
at Colorado State*	01-14-17												
at Boise State*	01-17-17												
Wyoming*	01-21-17												
Utah State*	01-24-17												
at Nevada*	01-28-17												
at UNLV*	02-01-17												
San Jose State*	02-04-17												
at Air Force*	02-08-17												
Boise State*	02-14-17												
at Fresno State*	02-18-17												
Colorado State*	02-21-17												
at Wyoming*	02-25-17												
San Diego State*	03-04-17												

SEASON HIGHS

Points: 5 vs. Houston Baptist (11-14-16)
FG: 2 vs. Houston Baptist (11-14-16)
FGA: 3 vs. Houston Baptist (11-14-16)
3FG: 1 vs. Houston Baptist (11-14-16)
3FGA: 1 (2x) Last time vs. UAPB (12-17-16)
FT: 5 vs. UAPB (12-17-16)
FTA: 5 vs. UAPB (12-17-16)
Rebounds: 3 vs. UAPB (12-17-16)
Assists: 2 vs. UAPB (12-17-16)
Blocks: N/A
Steals: 2 (2x) Last Time vs. CSUN (11-25-16)
Minutes Played: 17 vs. UAPB (12-17-16)

CAREER HIGHS

Points: 5 vs. Houston Baptist (11-14-16)
FG: 2 vs. Houston Baptist (11-14-16)
FGA: 3 vs. Houston Baptist (11-14-16)
3FG: 1 vs. Houston Baptist (11-14-16)
3FGA: 1 (2x) Last time vs. UAPB (12-17-16)
FT: 5 vs. UAPB (12-17-16)
FTA: 5 vs. UAPB (12-17-16)
Rebounds: 3 vs. UAPB (12-17-16)
Assists: 2 vs. UAPB (12-17-16)
Blocks: N/A
Steals: 2 (2x) Last Time vs. CSUN (11-25-16)
Minutes Played: 17 vs. UAPB (12-17-16)

MISCELLANEOUS STATISTICS

Led Team in Steals

SEASON
1

CAREER
1

CAREER STATISTICS

			Total		3-Point		F-Throws		Rebounds											Scoring	
Season	gp-gs	min/avg	fg-fga	pct	fg-fga	pct	ft-fa	pct	off	def	tot	avg	pf	fo	ast	to	blk	stl	pts	avg	
2016-17	8-1	73/9.1	3-10	.300	1-3	.333	7-10	.700	3	3	6	0.8	4	0	4	6	0	5	14	1.8	
TOTAL	8-1	73/9.1	3-10	.300	1-3	.333	7-10	.700	3	3	6	0.8	4	0	4	6	0	5	14	1.8	

The 2016-17 Lobos



Jordan Hunter
5'11" - 180 lbs. - Sophomore - Guard
Beaumont, Texas (Ozen HS)

NOTEWORTHY :

- Led Lobos in assists with eight and steals with two in season opener
- Scored a career-tying 10 points against Virginia Tech on 11-24-16
- District Co-MVP as a senior in high school
- Reached the championship game of the 2015 Texas 5A state tournament

GAME-BY-GAME STATISTICS

Opponent	Date	GS	Min	FG-A	3FG-A	FT-A	O-D-TR	PF	A	TO	B	S	PTS
Idaho State	11-11-16 *	34	1-6	0-3	4-6	1-5-6	3	8	2	0	2	6	
Houston Baptist	11-14-16 *	17	2-3	1-2	4-4	1-4-5	2	2	1	0	1	9	
New Mexico State	11-18-16 *	25	1-2	0-1	0-0	1-2-3	2	2	2	0	0	2	
vs. Virginia Tech	11-24-16 *	24	4-7	2-4	0-0	1-1-2	2	4	2	0	1	10	
vs. CSUN	11-25-16 *	30	2-5	1-1	4-4	0-1-1	2	4	1	0	2	9	
vs. Dayton	11-27-16 *	27	2-7	2-4	0-0	0-3-3	2	1	3	0	0	6	
Abilene Christian	11-30-16 *	22	0-2	0-0	0-0	0-2-2	1	1	1	0	0	0	
at Illinois State	12-03-16 *	27	2-8	0-2	2-2	0-2-2	5	7	2	0	1	6	
UTEP	12-07-16 *	33	4-6	2-3	0-0	0-4-4	2	6	3	0	0	10	
at New Mexico S.	12-10-16 *	12	1-3	0-1	0-0	1-1-2	1	0	0	0	0	2	
Arkansas-Pine Bluff	12-17-16	13	2-2	2-2	2-2	0-2-2	1	0	2	0	2	8	
at Arizona	12-20-16												
Fresno State*	12-28-16												
at San Diego State*	01-01-17												
at Utah State*	01-04-17												
Nevada*	01-07-17												
UNLV*	01-10-17												
at Colorado State*	01-14-17												
at Boise State*	01-17-17												
Wyoming*	01-21-17												
Utah State*	01-24-17												
at Nevada*	01-28-17												
at UNLV*	02-01-17												
San Jose State*	02-04-17												
at Air Force*	02-08-17												
Boise State*	02-14-17												
at Fresno State*	02-18-17												
Colorado State*	02-21-17												
at Wyoming*	02-25-17												
San Diego State*	03-04-17												

SEASON HIGHS

Points: 10 (2x) Last time vs. UTEP (12-7-16)
FG: 4 (2x) Last time vs. UTEP (12-7-16)
FGA: 8 vs. Illinois State (12-3-16)
3FG: 2 (4x) Last time vs. UAPB (12-17-16)
3FGA: 4 (2x) Last time vs. Dayton (11-27-16)
FT: 4 (3x) Last time vs. CSUN (11-25-16)
FTA: 6 vs. Idaho State (11-11-16)
Rebounds: 6 vs. Idaho State (11-11-16)
Assists: 8 vs. Idaho State (11-11-16)
Blocks: N/A
Steals: 2 (2x) Last time vs. UAPB (12-17-16)
Minutes Played: 34 vs. Idaho State (11-11-16)

CAREER HIGHS

Points: 10 (3x) Last Time vs. UTEP (12-7-16)
FG: 4 (2x) Last time vs. UTEP (12-7-16)
FGA: 8 vs. Illinois State (12-3-16)
3FG: 2 (6x) Last time vs. UAPB (12-17-16)
3FGA: 4 (2x) Last time vs. Dayton (11-27-16)
FT: 4 (4x) Last time vs. CSUN (11-25-16)
FTA: 6 vs. Idaho State (11-11-16)
Rebounds: 6 vs. Idaho State (11-11-16)
Assists: 8 vs. Idaho State (11-11-16)
Blocks: 1 vs. Northern Iowa (12-12-15)
Steals: 3 vs. Utah State (1-9-16)
Minutes Played: 34 vs. Idaho State (11-11-16)

MISCELLANEOUS STATISTICS

	SEASON	CAREER
Double-Digit Scoring	2	3
Led Team in Blocks		1
Led Team in Assists	4	5
Led Team in Steals	2	2

CAREER STATISTICS

Season	gp-gs	min/avg	Total fg-fga pct	3-Point fg-fga pct	F-Throws ft-fa pct	Rebounds off def tot avg	pf fo ast to blk stl	Scoring pts avg
2015-16	28-1	253/9.0	23-53 .434	10-24 .417	7-10 .700	3 23 26 0.9	22 0 31 26 1 14	63 2.3
2016-17	11-10	264/24.0	21-51 .412	10-23 .435	16-18 .889	5 27 32 2.9	23 1 35 19 0 9	68 6.2
TOTAL	39-11	517/13.3	44-104 .423	20-47 .426	23-28 .821	8 50 58 1.5	45 1 66 45 1 23	131 3.4

The 2016-17 Lobos

4



Elijah Brown
6'4" - 200 lbs. - RS-Junior - Guard
Orange County, Calif. (Butler)

NOTEWORTHY :

- Named MW Preseason Player of the Year
- 2017 Jerry West Award Watch List
- 41 against Fresno State last season is most in WisePies Arena since 2003
- 33 points against San Jose State last season is school record off the bench
- 15-for-15 FT shooting vs. Nevada last year was one short of school record
- Son of former NBA head coach Mike Brown

GAME-BY-GAME STATISTICS

Opponent	Date	GS	Min	FG-A	3FG-A	FT-A	O-D-TR	PF	A	TO	B	S	PTS
Idaho State	11-11-16	*	30	5-13	1-6	3-4	1-3-4	3	4	6	0	1	14
Houston Baptist	11-14-16	*	28	1-8	0-5	4-4	0-2-2	1	5	4	0	2	6
New Mexico State	11-18-16	*	34	6-17	1-7	6-8	0-8-8	1	2	2	0	1	19
vs. Virginia Tech	11-24-16	*	25	5-13	2-7	4-6	1-3-4	3	0	2	0	0	16
vs. CSUN	11-25-16	*	28	7-11	3-5	4-6	1-2-3	3	7	2	0	1	21
vs. Dayton	11-27-16	*	32	4-14	3-8	5-5	0-5-5	1	3	3	0	0	16
Abilene Christian	11-30-16	*	32	5-12	2-4	1-3	0-9-9	1	2	0	0	2	13
at Illinois State	12-03-16	*	30	6-17	3-11	6-6	0-5-5	2	4	4	0	3	21
UTEP	12-07-16	*	35	8-13	3-7	6-11	0-6-6	0	0	3	0	2	25
at New Mexico S.	12-10-16	*	30	5-14	1-9	7-9	0-2-2	3	3	3	0	2	18
Arkansas-Pine Bluff	12-17-16		16	1-4	1-3	4-4	0-2-2	0	3	2	0	1	7
at Arizona	12-20-16												
Fresno State*	12-28-16												
at San Diego State*	01-01-17												
at Utah State*	01-04-17												
Nevada*	01-07-17												
UNLV*	01-10-17												
at Colorado State*	01-14-17												
at Boise State*	01-17-17												
Wyoming*	01-21-17												
Utah State*	01-24-17												
at Nevada*	01-28-17												
at UNLV*	02-01-17												
San Jose State*	02-04-17												
at Air Force*	02-08-17												
Boise State*	02-14-17												
at Fresno State*	02-18-17												
Colorado State*	02-21-17												
at Wyoming*	02-25-17												
San Diego State*	03-04-17												

SEASON HIGHS

Points: 25 vs. UTEP (12-7-16)
FG: 8 vs. UTEP (12-7-16)
FGA: 17 (2x) vs. Illinois State (12-3-16)
3FG: 3 (5x) Last time vs. UTEP (12-7-16)
3FGA: 11 vs. Illinois State (12-3-16)
FT: 7 vs. New Mexico State (12-10-16)
FTA: 9 vs. New Mexico State (12-10-16)
Rebounds: 9 vs. Abilene Christian (11-30-16)
Assists: 7 vs. CSUN (11-25-16)
Blocks: N/A
Steals: 3 vs. Illinois State (12-3-16)
Minutes Played: 35 vs. UTEP (12-7-16)

CAREER HIGHS

Points: 41 vs. Fresno State (2-27-16)
FG: 11 vs. Fresno State (2-27-16)
FGA: 23 vs. Fresno State (2-27-16)
3FG: 7 at Air Force (2-20-16)
3FGA: 13 at Air Force (2-20-16)
FT: 15 vs. Nevada (12-30-15)
FTA: 15 vs. Nevada (12-30-15)
Rebounds: 11 vs. Fresno State (2-27-16)
Assists: 7 vs. CSUN (11-25-16)
Blocks: 1, Twice
Steals: 3 (2x) vs. Illinois State (12-3-16)
Minutes Played: 43 at San Diego State (2-6-16)

MISCELLANEOUS STATISTICS

	SEASON	CAREER
30+ Scoring		6
20+ Scoring	3	21
10+ Rebounds		2
Double-Doubles		2
Double-Digit Scoring	8	39
Led Team in Scoring	6	28
Led Team in Assists	4	17
Led Team in Rebounds	3	10
Led Team in Steals	5	20

CAREER STATISTICS

			Total		3-Point		F-Throws		Rebounds										Scoring	
Season	gp-gs	min/avg	fg-fga	pct	fg-fga	pct	ft-fa	pct	off	def	tot	avg	pf	fo	ast	to	blk	stl	pts	avg
2015-16	32-29	1078/33.7	194-453	.428	89-226	.394	217-255	.851	22	154	176	5.5	64	0	100	109	2	35	694	21.7
2016-17	11-10	320/29.1	53-136	.390	20-72	.278	50-66	.758	3	47	50	4.5	18	0	33	33	0	15	176	16.0
TOTAL	43-39	1398/32.5	247-589	.419	109-298	.366	267-321	.832	25	201	226	5.3	82	0	133	142	2	50	870	20.2

The 2016-17 Lobos



Jalen Harris
6'2" - 156 lbs. - Freshman - Guard
Wilson, N.C. (Word of God Academy)

NOTEWORTHY :

- Played at same high school as UK standout and NBA star John Wall
- Rated a top-15 recruit in the state of North Carolina
- Leader on Word of God basketball team that was rated in top-40 in N.C.
- Played for John Wall's summer team

GAME-BY-GAME STATISTICS

Opponent	Date	GS	Min	FG-A	3FG-A	FT-A	O-D-TR	PF	A	TO	B	S	PTS
Idaho State	11-11-16	5	0-0	0-0	0-0	0-0-0	4	2	0	0	1	0	
Houston Baptist	11-14-16	23	4-4	1-1	4-6	0-1-1	1	4	3	0	1	13	
New Mexico State	11-18-16	15	0-2	0-0	0-0	0-3-3	2	1	2	0	2	0	
vs. Virginia Tech	11-24-16	16	2-3	0-0	1-1	0-0-0	1	3	1	0	0	5	
vs. CSUN	11-25-16	11	2-3	0-0	0-0	0-1-1	0	0	1	0	1	4	
vs. Dayton	11-27-16	13	0-0	0-0	0-0	0-0-0	2	1	1	0	0	0	
Abilene Christian	11-30-16	18	1-2	0-1	0-0	0-0-0	0	2	0	0	0	2	
at Illinois State	12-03-16	13	1-2	0-0	1-2	0-2-2	1	0	0	0	3	3	
UTEP	12-07-16	7	0-0	0-0	0-0	0-1-1	2	1	2	0	0	0	
at New Mexico S.	12-10-16	29	2-6	0-1	1-3	0-1-1	3	3	2	0	1	5	
Arkansas-Pine Bluff	12-17-16	25	1-4	0-1	0-0	0-2-2	2	4	0	0	2	2	
at Arizona	12-20-16												
Fresno State*	12-28-16												
at San Diego State*	01-01-17												
at Utah State*	01-04-17												
Nevada*	01-07-17												
UNLV*	01-10-17												
at Colorado State*	01-14-17												
at Boise State*	01-17-17												
Wyoming*	01-21-17												
Utah State*	01-24-17												
at Nevada*	01-28-17												
at UNLV*	02-01-17												
San Jose State*	02-04-17												
at Air Force*	02-08-17												
Boise State*	02-14-17												
at Fresno State*	02-18-17												
Colorado State*	02-21-17												
at Wyoming*	02-25-17												
San Diego State*	03-04-17												

SEASON HIGHS

Points: 13 vs. Houston Baptist (11-14-16)
FG: 4 vs. Houston Baptist (11-14-16)
FGA: 6 vs. New Mexico State (12-10-16)
3FG: 1 (2x) Last time vs. Virginia Tech (11-24-16)
3FGA: 1 (5x) vs. UAPB (12-17-16)
FT: 4 vs. Houston Baptist (11-14-16)
FTA: 6 vs. Houston Baptist (11-14-16)
Rebounds: 3 vs. NMSU (11-18-16)
Assists: 4 (2x) vs. UAPB (12-17-16)
Blocks: N/A
Steals: 3 vs. Illinois State (12-3-16)
Minutes Played: 29 vs. New Mexico State (12-10-16)

CAREER HIGHS

Points: 13 vs. Houston Baptist (11-14-16)
FG: 4 vs. Houston Baptist (11-14-16)
FGA: 6 vs. New Mexico State (12-10-16)
3FG: 1 (2x) Last time vs. Virginia Tech (11-24-16)
3FGA: 1 (5x) vs. UAPB (12-17-16)
FT: 4 vs. Houston Baptist (11-14-16)
FTA: 6 vs. Houston Baptist (11-14-16)
Rebounds: 3 vs. NMSU (11-18-16)
Assists: 4 (2x) vs. UAPB (12-17-16)
Blocks: N/A
Steals: 3 vs. Illinois State (12-3-16)
Minutes Played: 29 vs. New Mexico State (12-10-16)

MISCELLANEOUS STATISTICS

	SEASON	CAREER
Double-Digit Scoring	1	1
Lead Team in Steals	1	1
Lead team in Assists	2	2

CAREER STATISTICS

			Total		3-Point		F-Throws		Rebounds											Scoring	
Season	gp-gs	min/avg	fg-fga	pct	fg-fga	pct	ft-fga	pct	off	def	tot	avg	pf	fo	ast	to	blk	stl	pts	avg	
2016-17	11-1	175/15.9	13-25	.520	1-4	.250	7-12	.583	0	11	11	1.0	18	0	21	12	0	11	34	3.1	
TOTAL	11-1	175/15.9	13-25	.520	1-4	.250	7-12	.583	0	11	11	1.0	18	0	21	12	0	11	34	3.1	

The 2016-17 Lobos



Obij Aget
7'1" - 220 lbs. - Senior - Center
Juba, South Sudan (La Lumiere HS)

NOTEWORTHY :

- Had career-high 16 points in win over CSUN on 11-25-16
- 64 percent shooter last season
- Six games with perfect field goal percentage last year
- Academic All-MW selection
- From a family of 12 children

GAME-BY-GAME STATISTICS

Opponent	Date	GS	Min	FG-A	3FG-A	FT-A	O-D-TR	PF	A	TO	B	S	PTS
Idaho State	11-11-16	*	20	2-3	0-0	0-0	0-3-3	1	0	0	3	0	4
Houston Baptist	11-14-16	*	17	0-1	0-0	2-2	0-1-1	1	1	0	0	0	2
New Mexico State	11-18-16	*	24	1-3	0-0	0-0	1-1-2	5	1	0	3	1	2
vs. Virginia Tech	11-24-16	*	14	2-5	0-0	1-1	0-3-3	0	0	0	1	0	5
vs. CSUN	11-25-16	*	19	6-6	0-0	4-5	1-1-2	4	1	0	0	1	16
vs. Dayton	11-27-16	*	9	1-1	0-0	0-0	2-1-3	1	0	0	0	0	2
Abilene Christian	11-30-16	*	18	4-6	0-0	4-5	2-3-5	1	0	0	0	0	12
at Illinois State	12-03-16	*	20	3-5	0-0	0-0	2-2-4	1	0	0	0	0	6
UTEP	12-07-16	*	24	4-5	0-0	1-2	1-3-4	0	0	0	1	1	9
at New Mexico S.	12-10-16	*	18	1-2	0-0	1-2	1-4-5	3	0	0	1	0	3
Arkansas-Pine Bluff	12-17-16		9	2-3	0-0	0-0	0-1-1	0	1	0	2	0	4
at Arizona	12-20-16												
Fresno State*	12-28-16												
at San Diego State*	01-01-17												
at Utah State*	01-04-17												
Nevada*	01-07-17												
UNLV*	01-10-17												
at Colorado State*	01-14-17												
at Boise State*	01-17-17												
Wyoming*	01-21-17												
Utah State*	01-24-17												
at Nevada*	01-28-17												
at UNLV*	02-01-17												
San Jose State*	02-04-17												
at Air Force*	02-08-17												
Boise State*	02-14-17												
at Fresno State*	02-18-17												
Colorado State*	02-21-17												
at Wyoming*	02-25-17												
San Diego State*	03-04-17												

SEASON HIGHS

Points: 16 vs. CSUN (11-25-16)
FG: 6 vs. CSUN (11-25-16)
FGA: 6 (2x) vs. Abilene Christian (11-30-16)
3FG: N/A
3FGA: N/A
FT: 4 (2x) vs. Abilene Christian (11-30-16)
FTA: 5 vs. Abilene Christian (11-30-16)
Rebounds: 5 (2x) Last time vs. NMSU (12-10-16)
Assists: 1 (4x) Last time vs. UAPB (12-17-16)
Blocks: 3 (2x) vs. NMSU (11-18-16)
Steals: 1 (3x) Last time vs. UTEP (12-7-16)
Minutes Played: 24 (2x) Last time vs. UTEP (12-7-16)

CAREER HIGHS

Points: 16 vs. CSUN (11-25-16)
FG: 7 vs. Nevada (12-30-15)
FGA: 11 vs. Wyoming (3-7-15)
3FG: N/A
3FGA: N/A
FT: 5 (2x) Last Time vs. Rice (12-19-15)
FTA: 8 vs. Rice (12-19-15)
Rebounds: 14 at Nevada (3-5-16)
Assists: 2 (2x) Last Time vs. Air Force (1-27-16)
Blocks: 5 vs. Rice (12-19-15)
Steals: 3 (2x) Last Time vs. Nevada (12-30-15)
Minutes Played: 42 vs. Wyoming (3-7-15)

MISCELLANEOUS STATISTICS

	SEASON	CAREER
Led Team in Scoring		4
Double-Digit Scoring		17
10+ Rebounds		8
Double-Doubles		8
Led Team in Rebounding		20
Led Team in Blocks	4	35
Led Team in Steals		3

CAREER STATISTICS

			Total		3-Point		F-Throws		Rebounds											Scoring	
Season	gp-gs	min/avg	fg-fga	pct	fg-fga	pct	ft-fa	pct	off	def	tot	avg	pf	fo	ast	to	blk	stl	pts	avg	
2013-14	28-2	176/6.3	14-26	.538	0-0	.000	7-13	.538	13	24	37	1.3	30	1	2	7	5	1	35	1.3	
2014-15	31-31	765/24.7	81-145	.559	0-0	.000	50-77	.649	60	108	168	5.4	80	4	8	43	42	16	212	6.8	
2015-16	32-32	724/22.6	89-139	.640	0-0	.000	34-48	.708	67	115	182	5.7	98	3	11	44	38	7	212	6.6	
2016-17	11-10	192/17.5	26-40	.650	0-0	.000	13-17	.765	10	23	33	3.0	17	1	4	0	11	3	65	5.9	
TOTAL	102-75	1857/18.2	210-350	.600	0-0	.000	104-155	.671	150	270	420	4.1	225	9	25	94	96	27	524	5.1	

The 2016-17 Lobos



14 Dane Kuiper
6'7" - 200 lbs. - Sophomore - Guard/Forward
Wasilla, Alaska (Corona del Sol HS (Ariz.))

NOTEWORTHY :

- Set career-highs of 15 points, field goals (6), field goals attempted (9), 3 pt FG (3), 3 pt FG attempts (5) at New Mexico State on 12-10-16
- Academic All-MW selection
- Rated as the top player in Arizona for the 2015 recruiting class
- Helped guide Tempe Corona del Sol to a pair of state championships
- One of five NCAA Division I players from the 2014-15 Corona del Sol Aztecs

GAME-BY-GAME STATISTICS

Opponent	Date	GS	Min	FG-A	3FG-A	FT-A	O-D-TR	PF	A	TO	B	S	PTS
Idaho State	11-11-16					DNP							
Houston Baptist	11-14-16					DNP							
New Mexico State	11-18-16					DNP							
vs. Virginia Tech	11-24-16	11	0-2	0-1	0-0	0-1-1	1	0	1	1	0	0	
vs. CSUN	11-25-16	2	0-1	0-0	0-0	0-0-0	0	0	0	0	0	0	
vs. Dayton	11-27-16	11	1-2	1-1	0-0	0-2-2	4	2	1	0	1	3	
Abilene Christian	11-30-16 *	16	0-4	0-2	4-4	2-0-2	0	2	1	0	1	4	
at Illinois State	12-03-16	14	3-5	0-1	0-0	0-0-0	0	0	0	0	0	6	
UTEP	12-07-16	6	1-1	1-1	1-2	0-3-3	1	0	1	0	1	4	
at New Mexico S.	12-10-16	23	6-9	3-5	0-0	1-2-3	4	2	2	0	2	15	
Arkansas-Pine Bluff	12-17-16 *	25	5-9	3-6	1-1	1-3-4	1	3	3	1	2	14	
at Arizona	12-20-16												
Fresno State*	12-28-16												
at San Diego State*	01-01-17												
at Utah State*	01-04-17												
Nevada*	01-07-17												
UNLV*	01-10-17												
at Colorado State*	01-14-17												
at Boise State*	01-17-17												
Wyoming*	01-21-17												
Utah State*	01-24-17												
at Nevada*	01-28-17												
at UNLV*	02-01-17												
San Jose State*	02-04-17												
at Air Force*	02-08-17												
Boise State*	02-14-17												
at Fresno State*	02-18-17												
Colorado State*	02-21-17												
at Wyoming*	02-25-17												
San Diego State*	03-04-17												

SEASON HIGHS

Points: 15 vs. New Mexico State (12-10-16)
FG: 6 vs. New Mexico State (12-10-16)
FGA: 9 (2x) vs. UAPB (12-17-16)
3FG: 3 (2x) vs. UAPB (12-17-16)
3FGA: 6 vs. UAPB (12-17-16)
FT: 4 vs. Abilene Christian (11-30-16)
FTA: 4 vs. Abilene Christian (11-30-16)
Rebounds: 4 vs. UAPB (12-17-16)
Assists: 3 vs. UAPB (12-17-16)
Blocks: 1 (2x) vs. UAPB (12-17-16)
Steals: 2 (2x) vs. UAPB (12-17-16)
Minutes Played: 25 vs. UAPB (12-17-16)

CAREER HIGHS

Points: 15 vs. New Mexico State (12-10-16)
FG: 6 vs. New Mexico State (12-10-16)
FGA: 9 (2x) vs. UAPB (12-17-16)
3FG: 3 (2x) vs. UAPB (12-17-16)
3FGA: 6 vs. UAPB (12-17-16)
FT: 4 vs. Abilene Christian (11-30-16)
FTA: 4 vs. Abilene Christian (11-30-16)
Rebounds: 4 (2x) vs. UAPB (12-17-16)
Assists: 4 at San Jose State (1-26-16)
Blocks: 2, Twice
Steals: 2 (3x) vs. UAPB (12-17-16)
Minutes Played: 28 at San Jose State (1-26-16)


MISCELLANEOUS STATISTICS

	SEASON	CAREER
Double-Digit Scoring	1	2
Led Team in Assists		2
Led Team in Blocks		1
Led Team in Steals	2	2

CAREER STATISTICS

Season	gp-gs	min/avg	Total fg-fga pct	3-Point fg-fga pct	F-Throws ft-fla pct	Rebounds off def tot avg	pf fo ast to blk stl	Scoring pts avg
2015-16	25-0	207/8.3	12-37 .324	6-18 .333	7-9 .778	3 23 26 1.0	22 1 20 9 8 6	37 1.5
2016-17	8-2	108/13.5	16-33 .485	8-17 .471	6-7 .857	4 11 15 1.9	11 0 9 9 2 7	46 5.8
TOTAL	33-2	315/9.5	28-70 .400	14-35 .400	13-16 .813	7 34 41 1.2	33 1 29 18 10 13	83 2.5

The 2016-17 Lobos



Sam Logwood
6'7" - 210 lbs. - Junior - Guard/Forward
Indianapolis, Ind. (La Lumiere HS)

NOTEWORTHY :

- Had career high 20 points in season opener against Idaho State
- Career highs of three blocks, four steals at San Diego State last year
- Career highs of seven boards, five assists against Wyoming last year
- Academic All-MW selection in 2015

GAME-BY-GAME STATISTICS

Opponent	Date	GS	Min	FG-A	3FG-A	FT-A	O-D-TR	PF	A	TO	B	S	PTS
Idaho State	11-11-16	*	32	7-10	1-2	5-5	1-2-3	2	4	3	0	1	20
Houston Baptist	11-14-16	*	26	3-5	1-2	2-2	0-6-6	1	2	0	0	1	9
New Mexico State	11-18-16	*	29	5-7	0-0	2-4	0-4-4	0	4	2	0	0	12
vs. Virginia Tech	11-24-16	*	24	2-6	0-0	0-1	1-2-3	2	2	1	0	0	4
vs. CSUN	11-25-16	*	29	5-6	0-0	3-4	0-0-0	3	1	0	1	1	13
vs. Dayton	11-27-16	*	19	0-3	0-0	3-4	0-2-2	1	1	2	0	0	3
Abilene Christian	11-30-16					DNP							
at Illinois State	12-03-16	*	21	1-3	1-1	2-2	1-3-4	0	2	2	0	0	5
UTEP	12-07-16	*	27	4-7	1-2	2-4	1-1-2	0	6	1	0	0	11
at New Mexico S.	12-10-16	*	11	0-2	0-0	0-0	1-1-2	1	0	2	0	0	0
Arkansas-Pine Bluff	12-17-16		19	1-4	0-2	3-4	3-3-6	1	2	2	0	4	5
at Arizona	12-20-16												
Fresno State*	12-28-16												
at San Diego State*	01-01-17												
at Utah State*	01-04-17												
Nevada*	01-07-17												
UNLV*	01-10-17												
at Colorado State*	01-14-17												
at Boise State*	01-17-17												
Wyoming*	01-21-17												
Utah State*	01-24-17												
at Nevada*	01-28-17												
at UNLV*	02-01-17												
San Jose State*	02-04-17												
at Air Force*	02-08-17												
Boise State*	02-14-17												
at Fresno State*	02-18-17												
Colorado State*	02-21-17												
at Wyoming*	02-25-17												
San Diego State*	03-04-17												

SEASON HIGHS

Points: 20 vs. Idaho State (11-11-16)
FG: 7 vs. Idaho State (11-11-16)
FGA: 10 vs. Idaho State (11-11-16)
3FG: 1 (4x) Last time vs. UTEP (12-7-16)
3FGA: 2 (4x) Last time vs. UAPB (12-17-16)
FT: 5 vs. Idaho State (11-11-16)
FTA: 5 vs. Idaho State (11-11-16)
Rebounds: 6 vs. UAPB (12-17-16)
Assists: 6 vs. UTEP (12-7-16)
Blocks: 1 vs. CSUN (11-25-16)
Steals: 4 vs. UAPB (12-17-16)
Minutes Played: 32 vs. Idaho State (11-11-16)

CAREER HIGHS

Points: 20 vs. Idaho State (11-11-16)
FG: 7 vs. Idaho State (11-11-16)
FGA: 11 (2x) Last Time vs. Nevada (3-10-16)
3FG: 2 (6x) Last Time vs. Nevada (3-10-16)
3FGA: 6 vs. Air Force (3-11-15)
FT: 5 (2x) Last Time vs. Idaho State (11-11-16)
FTA: 6 vs. Air Force (1-14-15)
Rebounds: 7 (4x) Last Time at Nevada (3-5-16)
Assists: 6 vs. UTEP (12-7-16)
Blocks: 3 at San Diego State (2-6-16)
Steals: 4 (2x) Last time vs. UAPB (12-17-16)
Minutes Played: 41 at San Diego State (2-6-16)

MISCELLANEOUS STATISTICS

	SEASON	CAREER
Led Team in Scoring	1	3
Double-Digit Scoring	4	14
Led Team in Rebounding	1	3
Led Team in Steals	1	13
Led Team in Blocks		5
Led Team in Assists	2	8

CAREER STATISTICS

Season	gp-gs	min/avg	Total fg-fga pct	3-Point fg-fga pct	F-Throws ft-fga pct	Rebounds off def tot avg	pf fo ast to blk stl	Scoring pts avg
2014-15	28-16	572/20.4	57-145 .393	17-55 .309	40-55 .727	24 52 76 2.7	46 0 31 29 3 9	171 6.1
2015-16	32-32	836/26.1	75-171 .439	17-43 .395	35-60 .583	37 93 130 4.1	78 2 58 49 14 24	202 6.3
2016-17	10-9	237/23.7	28-53 .528	4-9 .444	22-30 .733	8 24 32 3.2	11 0 24 15 1 7	82 8.2
TOTAL	70-57	1645/23.5	160-369 .434	38-107 .355	97-145 .669	69 169 238 3.4	135 2 113 93 18 40	455 6.5

The 2016-17 Lobos



Xavier Adams
6'4" - 205 lbs. - Junior - Guard
Flower Mound, Texas (Edward S. Marcus HS)

NOTEWORTHY:

- Team's leading scorer off the bench last season
- Had a career-high 14 points against Nevada and Air Force last year
- Rated among top 15 players in the state of Texas as a high school senior

GAME-BY-GAME STATISTICS

Opponent	Date	GS	Min	FG-A	3FG-A	FT-A	O-D-TR	PF	A	TO	B	S	PTS
Idaho State	11-11-16	14	2-4	0-0	2-4	2-1-3	1	0	1	0	0	6	
Houston Baptist	11-14-16	13	2-2	0-0	7-10	0-1-1	2	0	0	0	1	11	
New Mexico State	11-18-16	3	0-1	0-1	0-0	0-0-0	0	0	0	0	1	0	
vs. Virginia Tech	11-24-16	11	0-1	0-0	2-2	0-1-1	5	0	1	0	1	2	
vs. CSUN	11-25-16	6	1-2	0-0	4-4	0-3-3	1	0	0	0	0	6	
vs. Dayton	11-27-16	9	0-1	0-0	0-0	0-1-1	2	0	1	0	1	0	
Abilene Christian	11-30-16	20	3-4	0-0	4-5	2-3-5	1	0	2	0	0	10	
at Illinois State	12-03-16	15	1-4	0-1	0-0	0-2-2	4	0	0	0	0	2	
UTEP	12-07-16	15	0-3	0-1	4-4	1-1-2	2	0	0	0	1	4	
at New Mexico S.	12-10-16	10	1-3	0-0	0-0	0-1-1	1	0	0	0	0	2	
Arkansas-Pine Bluff	12-17-16	16	1-2	0-0	2-2	1-5-6	1	1	1	1	3	4	
at Arizona	12-20-16												
Fresno State*	12-28-16												
at San Diego State*	01-01-17												
at Utah State*	01-04-17												
Nevada*	01-07-17												
UNLV*	01-10-17												
at Colorado State*	01-14-17												
at Boise State*	01-17-17												
Wyoming*	01-21-17												
Utah State*	01-24-17												
at Nevada*	01-28-17												
at UNLV*	02-01-17												
San Jose State*	02-04-17												
at Air Force*	02-08-17												
Boise State*	02-14-17												
at Fresno State*	02-18-17												
Colorado State*	02-21-17												
at Wyoming*	02-25-17												
San Diego State*	03-04-17												

SEASON HIGHS

Points: 11 vs. Houston Baptist (11-14-16)
FG: 3 vs. Abilene Christian (11-30-16)
FGA: 4 (3x) vs. Illinois State (12-3-16)
3FG: N/A
3FGA: 1 (3x) Last time vs. UTEP (12-7-16)
FT: 7 vs. Houston Baptist (11-14-16)
FTA: 10 vs. Houston Baptist (11-14-16)
Rebounds: 6 vs. UAPB (12-17-16)
Assists: 1 vs. UAPB (12-17-16)
Blocks: 1 vs. UAPB (12-17-16)
Steals: 3 vs. UAPB (12-17-16)
Minutes Played: 20 vs. Abilene Christian (11-30-16)

CAREER HIGHS

Points: 14 (2x) Last Time vs. Air Force (1-27-16)
FG: 5 (3x) Last Time vs. Air Force (1-27-16)
FGA: 8 (3x) Last Time vs. Wyoming (1-16-16)
3FG: 2 vs. Fresno State (12-31-14)
3FGA: 4 vs. ULM (12-13-14)
FT: 7 vs. Houston Baptist (11-14-16)
FTA: 10 vs. Houston Baptist (11-14-16)
Rebounds: 7 (2x) Last Time at Nevada (3-5-16)
Assists: 3 (3x) Last Time vs. Air Force (1-27-16)
Blocks: 2 (2x) Last Time at UNLV (1-12-16)
Steals: 3 (2x) Last time vs. UAPB (12-17-16)
Minutes Played: 27 at Grand Canyon (12-23-14)

MISCELLANEOUS STATISTICS

	SEASON	CAREER
Double-Digit Scoring	1	4
Led Team in Steals	1	8
Led Team in Blocks		6
Led Team in Assists		
Led Team in Rebounding	1	1

CAREER STATISTICS

Season	gp-gs	min/avg	Total	3-Point	F-Throws	Rebounds	pf	fo	ast	to	blk	stl	pts	avg
2014-15	30-11	357/11.9	35-78	.449	9-31	.290	19-38	.500	20	37	57	1.9	40	3.3
2015-16	32-3	446/13.9	50-102	.490	4-24	.167	42-63	.667	33	49	82	2.6	88	4.6
2016-17	11-0	132/12.0	11-27	.407	0-3	.000	25-32	.781	6	19	25	2.3	20	4.3
TOTAL	73-14	935/12.8	96-207	.464	13-58	.224	86-133	.647	59	105	164	2.2	148	4.0

The 2016-17 Lobos



Holt Shelley
6-9 - 221 lbs. - Freshman - Forward
Cliff, N.M. (Cliff HS)

NOTEWORTHY :

- One of two walk-ons from the state of New Mexico
- Part of three New Mexico State Basketball Championships ('13,'14,'15)
- Two-time Class A Player of the Year, two-time First Team All-State
- 2016 New Mexico Preps No. 1 recruit
- Played for the Danny Granger Hurricanes summer team

GAME-BY-GAME STATISTICS

Opponent	Date	GS	Min	FG-A	3FG-A	FT-A	O-D-TR	PF	A	TO	B	S	PTS
Idaho State	11-11-16					DNP							
Houston Baptist	11-14-16					DNP							
New Mexico State	11-18-16					DNP							
vs. Virginia Tech	11-24-16					DNP							
vs. CSUN	11-25-16					DNP							
vs. Dayton	11-27-16					DNP							
Abilene Christian	11-30-16					DNP							
at Illinois State	12-03-16					DNP							
UTEP	12-07-16					DNP							
at New Mexico S.	12-10-16					DNP							
Arkansas-Pine Bluff	12-17-16					DNP							
at Arizona	12-20-16												
Fresno State*	12-28-16												
at San Diego State*	01-01-17												
at Utah State*	01-04-17												
Nevada*	01-07-17												
UNLV*	01-10-17												
at Colorado State*	01-14-17												
at Boise State*	01-17-17												
Wyoming*	01-21-17												
Utah State*	01-24-17												
at Nevada*	01-28-17												
at UNLV*	02-01-17												
San Jose State*	02-04-17												
at Air Force*	02-08-17												
Boise State*	02-14-17												
at Fresno State*	02-18-17												
Colorado State*	02-21-17												
at Wyoming*	02-25-17												
San Diego State*	03-04-17												

SEASON HIGHS

Points: N/A
FG: N/A
FGA: N/A
3FG: N/A
3FGA: N/A
FT: N/A
FTA: N/A
Rebounds: N/A
Assists: N/A
Blocks: N/A
Steals: N/A
Minutes Played: N/A

CAREER HIGHS

Points: N/A
FG: N/A
FGA: N/A
3FG: N/A
3FGA: N/A
FT: N/A
FTA: N/A
Rebounds: N/A
Assists: N/A
Blocks: N/A
Steals: N/A
Minutes Played: N/A

MISCELLANEOUS STATISTICS

CAREER STATISTICS

The 2016-17 Lobos



Joe Furstinger
6'9" - 210 lbs. - Junior - Forward
Rancho Santa Margarita, Calif. (Santa Margarita HS)

NOTEWORTHY :

- Scored career-high nine points and had career-high 11 rebounds against Illinois State on 12-3-16
- Had a career-high three field goals made in CSUN win on 11-25-16
- Led all UNM bigs in assists by a wide margin last season
- Played at the same high school as the Warrior's Klay Thompson

GAME-BY-GAME STATISTICS

Opponent	Date	GS	Min	FG-A	3FG-A	FT-A	O-D-TR	PF	A	TO	B	S	PTS
Idaho State	11-11-16					DNP							
Houston Baptist	11-14-16					DNP							
New Mexico State	11-18-16	12	2-2	0-0	3-5	2-1-3	2	0	0	0	0	7	
vs. Virginia Tech	11-24-16	2	0-0	0-0	0-0	0-0-0	1	0	0	0	0	0	
vs. CSUN	11-25-16	8	3-3	0-0	0-0	1-0-1	2	0	0	0	0	6	
vs. Dayton	11-27-16	19	1-1	0-0	0-0	0-1-1	3	1	0	1	0	2	
Abilene Christian	11-30-16	13	2-2	0-0	0-0	0-4-4	0	4	0	1	0	4	
at Illinois State	12-03-16*	28	3-4	0-0	3-5	4-7-11	2	0	2	2	1	9	
UTEP	12-07-16*	25	2-4	0-0	2-2	0-3-3	3	0	2	1	1	6	
at New Mexico S.	12-10-16	7	0-1	0-0	0-0	1-0-1	5	0	1	0	0	0	
Arkansas-Pine Bluff	12-17-16*	20	0-2	0-0	5-6	1-3-4	2	1	1	4	1	5	
at Arizona	12-20-16												
Fresno State*	12-28-16												
at San Diego State*	01-01-17												
at Utah State*	01-04-17												
Nevada*	01-07-17												
UNLV*	01-10-17												
at Colorado State*	01-14-17												
at Boise State*	01-17-17												
Wyoming*	01-21-17												
Utah State*	01-24-17												
at Nevada*	01-28-17												
at UNLV*	02-01-17												
San Jose State*	02-04-17												
at Air Force*	02-08-17												
Boise State*	02-14-17												
at Fresno State*	02-18-17												
Colorado State*	02-21-17												
at Wyoming*	02-25-17												
San Diego State*	03-04-17												

SEASON HIGHS

Points: 9 vs. Illinois State (12-3-16)
FG: 3 (2x) vs. Illinois State (12-3-16)
FGA: 4 (2x) Last time vs. UTEP (12-7-16)
3FG: N/A
3FGA: N/A
FT: 5 vs. UAPB (12-17-16)
FTA: 6 vs. UAPB (12-17-16)
Rebounds: 11 vs. Illinois State (12-3-16)
Assists: 4 vs. Abilene Christian (11-30-16)
Blocks: 4 vs. UAPB (12-17-16)
Steals: 1 (3x) Last time vs. UAPB (12-17-16)
Minutes Played: 28 vs. Illinois State (12-3-16)

CAREER HIGHS

Points: 9 vs. Illinois State (12-3-16)
FG: 3 (2x) vs. Illinois State (12-3-16)
FGA: 6 (2x) Last Time at San Jose State (1-23-16)
3FG: 1 vs. New Mexico State (12-3-14)
3FGA: 2 at Valparaiso (12-6-14)
FT: 5 vs. UAPB (12-17-16)
FTA: 6 vs. UAPB (12-17-16)
Rebounds: 11 vs. Illinois State (12-3-16)
Assists: 4 vs. Abilene Christian (11-30-16)
Blocks: 4 (2x) Last time vs. UAPB (12-17-16)
Steals: 2 (3x) Last Time at San Jose State (1-23-16)
Minutes Played: 28 vs. Illinois State (12-3-16)

MISCELLANEOUS STATISTICS

	SEASON	CAREER
Led Team in Rebounding	1	2
Led Team in Assists	1	2
Led Team in Blocks	5	13
Led Team in Steals		4

CAREER STATISTICS

Season	gp-gs	min/avg	Total fg-fga pct	3-Point fg-fga pct	F-Throws ft-ftha pct	Rebounds off def tot avg	pf	fo	ast	to	blk	stl	Scoring pts avg
2014-15	29-0	360/12.4	24-67 .358	1-10 .100	20-35 .571	20 37 57 2.0	53	1	22	16	15	4	69 2.4
2015-16	29-0	334/11.5	14-43 .326	0-1 .000	18-29 .621	15 41 56 1.9	55	0	13	16	19	15	46 1.6
2016-17	9-3	134/14.9	13-19 .684	0-0 .000	13-18 .722	9 19 28 3.1	21	1	6	6	9	3	39 4.3
TOTAL	67-3	828/12.4	51-129 .395	1-11 .091	51-82 .622	44 97 141 2.1	129	2	41	38	43	22	154 2.3

The 2016-17 Lobos



24 Damien Jefferson
6'5" -190 lbs. - Freshman - Guard/Forward
East Chicago, Ill. (East Chicago Central HS)

NOTEWORTHY :

- Picked up a season-high 12 points against Illinois State on 12-3-16
- Led high school team to sectional championship as a senior
- Finished with 31 points and 10 rebounds in sectional championship
- Rated top 150 player in his class nationally by Rivals.com
- Father Everette "Highway" Jefferson played at UNM from 1979-80

GAME-BY-GAME STATISTICS

Opponent	Date	GS	Min	FG-A	3FG-A	FT-A	O-D-TR	PF	A	TO	B	S	PTS
Idaho State	11-11-16	8	1-5	0-3	0-1	0-0-0	0	1	0	0	0	0	2
Houston Baptist	11-14-16	11	2-5	0-1	1-2	0-2-2	1	3	0	1	0	5	
New Mexico State	11-18-16	13	3-6	0-1	1-5	1-1-2	4	0	1	0	4	7	
vs. Virginia Tech	11-24-16	10	1-2	0-1	2-2	0-0-0	2	1	1	0	0	4	
vs. CSUN	11-25-16	12	1-5	0-1	0-0	1-4-5	1	3	3	0	0	2	
vs. Dayton	11-27-16	12	4-5	1-1	0-1	0-6-6	2	0	2	0	0	9	
Abilene Christian	11-30-16	18	1-5	0-2	1-2	0-2-2	1	2	1	0	0	3	
at Illinois State	12-03-16	17	4-6	0-1	4-4	1-3-4	2	0	4	0	0	12	
UTEP	12-07-16	8	0-2	0-0	0-0	0-0-0	1	0	2	0	0	0	
at New Mexico S.	12-10-16	15	3-5	0-1	3-4	0-1-1	1	0	0	0	0	9	
Arkansas-Pine Bluff	12-17-16					DNP							
at Arizona	12-20-16												
Fresno State*	12-28-16												
at San Diego State*	01-01-17												
at Utah State*	01-04-17												
Nevada*	01-07-17												
UNLV*	01-10-17												
at Colorado State*	01-14-17												
at Boise State*	01-17-17												
Wyoming*	01-21-17												
Utah State*	01-24-17												
at Nevada*	01-28-17												
at UNLV*	02-01-17												
San Jose State*	02-04-17												
at Air Force*	02-08-17												
Boise State*	02-14-17												
at Fresno State*	02-18-17												
Colorado State*	02-21-17												
at Wyoming*	02-25-17												
San Diego State*	03-04-17												

SEASON HIGHS

Points: 12 vs. Illinois State (12-3-16)
FG: 4 (2x) vs. Illinois State (12-3-16)
FGA: 6 (2x) vs. Illinois State (12-3-16)
3FG: 1 vs. Dayton (11-27-16)
3FGA: 3 vs. Idaho State (11-11-16)
FT: 4 vs. Illinois State (12-3-16)
FTA: 5 vs. NMSU (11-18-16)
Rebounds: 6 vs. Dayton (11-27-16)
Assists: 3 (2x) Last time vs. CSUN (11-25-16)
Blocks: 1 vs. Houston Baptist (11-14-16)
Steals: 4 vs. NMSU (11-18-16)
Minutes Played: 18 vs. Abilene Christian (11-30-16)

CAREER HIGHS

Points: 12 vs. Illinois State (12-3-16)
FG: 4 (2x) vs. Illinois State (12-3-16)
FGA: 6 (2x) vs. Illinois State (12-3-16)
3FG: 1 vs. Dayton (11-27-16)
3FGA: 3 vs. Idaho State (11-11-16)
FT: 4 vs. Illinois State (12-3-16)
FTA: 5 vs. NMSU (11-18-16)
Rebounds: 6 vs. Dayton (11-27-16)
Assists: 3 (2x) Last time vs. CSUN (11-25-16)
Blocks: 1 vs. Houston Baptist (11-14-16)
Steals: 4 vs. NMSU (11-18-16)
Minutes Played: 18 vs. Abilene Christian (11-30-16)

MISCELLANEOUS STATISTICS

	SEASON	CAREER
Lead Team in Blocks	1	1
Lead Team in Steals	1	1
Lead Team in Rebounds	1	1
Double-Digit Scoring	1	1

CAREER STATISTICS

Season	gp-gs	min/avg	Total fg-fga pct	3-Point fg-fga pct	F-Throws ft-fga pct	Rebounds off def tot avg	pf fo ast to blk stl	Scoring pts avg
2016-17	10-0	124/12.4	20-46 .435	1-12 .083	12-21 .571	3 19 22 2.2	15 0 10 14 1 4	53 5.3
TOTAL	10-0	124/12.4	20-46 .435	1-12 .083	12-21 .571	3 19 22 2.2	15 0 10 14 1 4	53 5.3

The 2016-17 Lobos



Adam Cumber
6'2" - 185 lbs. - RS-Sophomore - Guard
Albuquerque, N.M. (Sandia HS)

NOTEWORTHY :

- Took first shot attempt last season against Air Force
- Had decorated prep career at Sandia High School
- 5A Second Team All-State selection for the Matadors as a senior
- Led the state of New Mexico in assists as a senior
- One of two walk-ons from state of New Mexico

GAME-BY-GAME STATISTICS

Opponent	Date	GS	Min	FG-A	3FG-A	FT-A	O-D-TR	PF	A	TO	B	S	PTS
Idaho State	11-11-16					DNP							
Houston Baptist	11-14-16					DNP							
New Mexico State	11-18-16					DNP							
vs. Virginia Tech	11-24-16					DNP							
vs. CSUN	11-25-16					DNP							
vs. CSUN	11-27-16					DNP							
Abilene Christian	11-30-16					DNP							
at Illinois State	12-03-16					DNP							
UTEP	12-07-16					DNP							
at New Mexico S.	12-10-16					DNP							
Arkansas-Pine Bluff	12-17-16	2		0-0	0-0	0-0	0-0-0	0	0	0	0	0	0
at Arizona	12-20-16												
Fresno State*	12-28-16												
at San Diego State*	01-01-17												
at Utah State*	01-04-17												
Nevada*	01-07-17												
UNLV*	01-10-17												
at Colorado State*	01-14-17												
at Boise State*	01-17-17												
Wyoming*	01-21-17												
Utah State*	01-24-17												
at Nevada*	01-28-17												
at UNLV*	02-01-17												
San Jose State*	02-04-17												
at Air Force*	02-08-17												
Boise State*	02-14-17												
at Fresno State*	02-18-17												
Colorado State*	02-21-17												
at Wyoming*	02-25-17												
San Diego State*	03-04-17												

SEASON HIGHS

Points: N/A
FG: N/A
FGA: N/A
3FG: N/A
3FGA: N/A
FT: N/A
FTA: N/A
Rebounds: N/A
Assists: N/A
Blocks: N/A
Steals: N/A
Minutes Played: 2 vs. UAPB (12-17-16)

CAREER HIGHS

Points:
FG:
FGA: 1 vs. Air Force (1-27-16)
3FG:
3FGA: 1 vs. Air Force (1-27-16)
FT:
FTA:
Rebounds:
Assists:
Blocks:
Steals:
Minutes Played: 2 vs. UAPB (12-17-16)

MISCELLANEOUS STATISTICS

CAREER STATISTICS

Season	gp-gs	min/avg	Total fg-fga	pct	3-Point fg-fga	pct	F-Throws ft-fga	pct	Rebounds off def tot	avg	pf	fo	ast	to	blk	stl	Scoring pts	avg
2015-16	2-0	2/1.0	0-1	.000	0-1	.000	0-0	.000	0	0	0	0.0	0	0	0	0	0	0.0
2016-17	1-0	2/2.0	0-0	.000	0-0	.000	0-0	.000	0	0	0	0.0	0	0	0	0	0	0.0
TOTAL	3-0	4/3.0	0-1	.000	0-1	.000	0-0	.000	0	0	0	0.0	0	0	0	0	0	0.0

The 2016-17 Lobos



Anthony Mathis
6'3" - 170 lbs. - Sophomore - Guard
West Linn, Ore. (West Linn HS)

NOTEWORTHY :

- Scored 16 points in 15 minutes, both career bests, against Air Force last season
- Part of back-to-back-to-back 6A Oregon state championships
- 6A Second Team All-State as a senior
- First Team All-State selection as a junior

GAME-BY-GAME STATISTICS

Opponent	Date	GS	Min	FG-A	3FG-A	FT-A	O-D-TR	PF	A	TO	B	S	PTS
Idaho State	11-11-16	4	1-2	1-2	3-3	0-0-0	1	0	0	0	0	0	6
Houston Baptist	11-14-16	1	0-0	0-0	0-0	0-0-0	0	0	1	0	0	0	0
New Mexico State	11-18-16				DNP								
vs. Virginia Tech	11-24-16				DNP								
vs. CSUN	11-25-16				DNP								
vs. Dayton	11-27-16				DNP								
Abilene Christian	11-30-16	3	0-1	0-1	0-0	0-0-0	0	0	0	0	0	0	0
at Illinois State	12-03-16				DNP								
UTEP	12-07-16	4	0-0	0-0	0-0	0-1-1	0	0	0	0	0	0	0
at New Mexico S.	12-10-16				DNP								
Arkansas-Pine Bluff	12-17-16	4	0-2	0-2	0-0	0-2-2	0	0	1	0	0	0	0
at Arizona	12-20-16												
Fresno State*	12-28-16												
at San Diego State*	01-01-17												
at Utah State*	01-04-17												
Nevada*	01-07-17												
UNLV*	01-10-17												
at Colorado State*	01-14-17												
at Boise State*	01-17-17												
Wyoming*	01-21-17												
Utah State*	01-24-17												
at Nevada*	01-28-17												
at UNLV*	02-01-17												
San Jose State*	02-04-17												
at Air Force*	02-08-17												
Boise State*	02-14-17												
at Fresno State*	02-18-17												
Colorado State*	02-21-17												
at Wyoming*	02-25-17												
San Diego State*	03-04-17												

SEASON HIGHS

Points: 6 vs. Idaho State (11-11-16)
FG: 1 vs. Idaho State (11-11-16)
FGA: 2 (2x) Last time vs. UAPB (12-17-16)
3FG: 1 vs. Idaho State (11-11-16)
3FGA: 2 (2x) Last time vs. UAPB (12-17-16)
FT: 1 vs. Idaho State (11-11-16)
FTA: 1 vs. Idaho State (11-11-16)
Rebounds: 2 vs. UAPB (12-17-16)
Assists: N/A
Blocks: N/A
Steals: N/A
Minutes Played: 4 (3x) Last time vs. UAPB

CAREER HIGHS

Points: 16 vs. Air Force (1-27-16)
FG: 4 vs. Air Force (1-27-16)
FGA: 7 vs. Nicholls State (11-25-15)
3FG: 3 vs. Air Force (1-27-16)
3FGA: 4 vs. Air Force (1-27-16)
FT: 5 vs. Air Force (1-27-16)
FTA: 5 vs. Air Force (1-27-16)
Rebounds: 2, Twice
Assists: 2 vs. Texas Southern (11-13-15)
Blocks:
Steals: 1, Seven times
Minutes Played: 15 vs. Air Force (1-27-16)

MISCELLANEOUS STATISTICS

SEASON

Double Digit Scoring
Led Team in Steals

CAREER

1
2

CAREER STATISTICS

			Total		3-Point		F-Throws		Rebounds											Scoring	
Season	gp-gs	min/avg	fg-fga	pct	fg-fga	pct	ft-fta	pct	off	def	tot	avg	pf	fo	ast	to	blk	stl	pts	avg	
2015-16	25-0	164/6.6	17-44	.386	12-34	.353	11-12	.917	2	11	13	0.5	25	0	9	12	0	7	57	2.3	
2016-17	5-0	16/3.2	1-5	.200	1-5	.200	3-3	1.000	0	3	3	0.6	1	0	0	2	0	0	6	1.2	
TOTAL	30-0	180/6.0	18-49	.367	13-39	.333	14-15	.933	2	14	16	0.5	26	0	9	14	0	7	63	2.1	

NEW MEXICO BASKETBALL
WWW.GOLOBOS.COM

The 2016-17 Lobos

32



Tim Williams
6'8" - 240 lbs. - RS-Senior - Forward
Flossmoor, Ill. (Samford)

NOTEWORTHY:

- Wooden Legacy Classic All-Tournament Team Honoree
- Had three double-doubles in first six games
- Scored career-high 31 points in 95-79 win over Houston Baptist (11-14-16)
- Named to Preseason All-Mountain West Team
- 1,724 career points scored between UNM and Samford
- All-Southern Conference First Team in 2013-14 at Samford

GAME-BY-GAME STATISTICS

SEASON HIGHS

Opponent	Date	GS	Min	FG-A	3FG-A	FT-A	O-D-TR	PF	A	TO	B	S	PT
Idaho State	11-11-16	*	31	7-11	0-0	4-7	5-6-11	2	0	1	0	1	18
Houston Baptist	11-14-16	*	33	10-11	0-0	11-12	2-9-11	1	1	3	0	0	31
New Mexico State	11-18-16	*	35	5-11	0-0	10-13	1-3-4	1	0	2	0	0	20
vs. Virginia Tech	11-24-16	*	37	8-13	0-1	3-4	6-5-11	1	1	1	2	0	19
vs. CSUN	11-25-16	*	36	7-12	0-0	7-7	2-4-6	2	2	2	2	1	21
vs. Dayton	11-27-16	*	38	7-13	0-0	2-3	0-5-5	1	2	3	1	1	16
Abilene Christian	11-30-16	*	16	3-4	0-0	2-3	0-0-0	2	1	2	0	1	8
at Illinois State	12-03-16					DNP							
UTEP	12-07-16					DNP							
at New Mexico S.	12-10-16	*	33	6-9	0-0	3-5	4-4-8	3	0	3	0	1	15
Arkansas-Pine Bluff	12-17-16	*	20	7-10	0-0	5-5	0-4-4	4	1	1	0	0	19
at Arizona	12-20-16												
Fresno State*	12-28-16												
at San Diego State*	01-01-17												
at Utah State*	01-04-17												
Nevada*	01-07-17												
UNLV*	01-10-17												
at Colorado State*	01-14-17												
at Boise State*	01-17-17												
Wyoming*	01-21-17												
Utah State*	01-24-17												
at Nevada*	01-28-17												
at UNLV*	02-01-17												
San Jose State*	02-04-17												
at Air Force*	02-08-17												
Boise State*	02-14-17												
at Fresno State*	02-18-17												
Colorado State*	02-21-17												
at Wyoming*	02-25-17												
San Diego State*	03-04-17												

Points: 31 vs. Houston Baptist (11-14-16)

FG: 10 vs. Houston Baptist (11-14-16)

FGA: 13 (2x) Last time vs. Dayton (11-27-16)

3FG: N/A

3FGA: 1 vs. Virginia Tech (11-24-16)

FT: 11 vs. Houston Baptist (11-14-16)

FTA: 13 vs. NMSU (11-18-16)

Rebounds: 11 (3x) Last time vs. Virginia Tech (11-24-16)

Assists: 2 (2x) Last time vs. Dayton (11-27-16)

Blocks: 2 (2x) Last time vs. CSUN (11-25-16)

Steals: 1 (5x) Last time vs. New Mexico State (12-10-16)

Minutes Played: 38 vs. Dayton (11-27-16)

CAREER HIGHS

Points: 31 vs. Houston Baptist (11-14-16)

FG: 12 at USC (11-21-15)

FGA: 21 at USC (11-21-15)

3FG:

3FGA: 1 vs. Virginia Tech (11-24-16)

FT: 11 vs. Houston Baptist (11-14-16)

FTA: 13 (2x) Last time vs. NMSU (11-18-16)

Rebounds: 15 at USC (11-21-15)

Assists: 4 vs. Loyola-Chicago (11-18-15)

Blocks: 4 vs. Boise State (2-17-16)

Steals: 2, Three times

Minutes Played: 43 at San Diego State (2-6-16)

MISCELLANEOUS STATISTICS

	SEASON	CAREER
30+ Points	1	1
20+ Points	2	12
Double-Digit Scoring	8	37
10+ Rebounds	3	9
Double-Doubles	3	9
Led Team in Blocks	2	18
Led Team in Scoring	6	14
Led Team in Rebounds	5	23
Led Team in Assists		1

SAMFORD/UNM CAREER STATISTICS

Season	gp-gs	min/avg	Total fg-fga pct	3-Point fg-fga pct	F-Throws ft-fga pct	Rebounds off def tot avg	pf fo ast to blk stl	Scoring pts avg
2012-13	32-30	1120/35.0	178-327 .544	0-0 .000	98-144 .681	58 170 228 7.1	67 1 25 48 35 47	454 14.2
2013-14	32-32	1057/33.0	217-360 .603	1-2 .500	129-172 .750	64 171 235 7.3	75 0 24 59 45 43	564 17.6
TOTAL	64-62	2177/34.0	395-687 .575	1-2 .500	227-316 .718	122 341 463 7.2	142 1 49 107 80 90	1018 15.9

Season	gp-gs	min/avg	Total fg-fga pct	3-Point fg-fga pct	F-Throws ft-fga pct	Rebounds off def tot avg	pf fo ast to blk stl	Scoring pts avg
2015-16	32-32	1078/33.7	215-356 .604	0-0 .000	109-163 .669	65 172 237 7.4	67 1 33 48 39 19	539 16.8
2016-17	9-9	279/31.0	60-94 .638	0-1 .000	47-59 .797	20 40 60 6.7	17 0 8 18 5 5	167 18.6
TOTAL	41-41	1357/33.1	275-450 .611	0-1 .000	156-222 .703	85 212 297 7.2	84 1 41 66 44 24	706 17.2

The 2016-17 Lobos



Connor MacDougall
6'9" - 235 lbs. - RS-Sophomore - Forward
Tempe, Ariz. (South Mountain CC)

NOTEWORTHY :

- NJCAA All-American at South Mountain CC
- Helped South Mountain finish eighth among 16 teams at NJCAA National Tournament
- Played six games for Arizona State in 2014-15
- Ranked by Fox Sports Next as the 12th best center in 2014 recruiting class

GAME-BY-GAME STATISTICS

Opponent	Date	GS	Min	FG-A	3FG-A	FT-A	O-D-TR	PF	A	TO	B	S	PTS
Idaho State	11-11-16	15	2-4	0-0	1-3	5-1-6	3	0	4	1	0	5	
Houston Baptist	11-14-16	17	2-3	0-0	0-0	0-1-1	4	0	1	0	0	4	
New Mexico State	11-18-16	7	1-2	0-0	1-2	2-0-2	5	0	1	0	0	3	
vs. Virginia Tech	11-24-16	15	2-5	0-0	1-2	0-2-2	3	0	1	0	0	5	
vs. CSUN	11-25-16	10	2-3	0-0	1-1	0-0-0	4	0	0	0	0	5	
vs. Dayton	11-27-16	9	0-2	0-0	0-0	1-0-1	0	0	0	0	0	0	
Abilene Christian	11-30-16	14	3-5	0-0	2-2	0-1-1	2	1	1	0	0	8	
at Illinois State	12-03-16	15	2-3	0-0	0-0	2-0-2	0	0	0	0	0	4	
UTEP	12-07-16	16	2-3	0-0	5-7	1-3-4	3	0	0	1	0	9	
at New Mexico S.	12-10-16	12	1-4	0-0	0-0	0-0-0	2	0	1	1	0	2	
Arkansas-Pine Bluff	12-17-16	14	0-1	0-0	10-10	4-2-6	1	0	3	0	0	10	
at Arizona	12-20-16												
Fresno State*	12-28-16												
at San Diego State*	01-01-17												
at Utah State*	01-04-17												
Nevada*	01-07-17												
UNLV*	01-10-17												
at Colorado State*	01-14-17												
at Boise State*	01-17-17												
Wyoming*	01-21-17												
Utah State*	01-24-17												
at Nevada*	01-28-17												
at UNLV*	02-01-17												
San Jose State*	02-04-17												
at Air Force*	02-08-17												
Boise State*	02-14-17												
at Fresno State*	02-18-17												
Colorado State*	02-21-17												
at Wyoming*	02-25-17												
San Diego State*	03-04-17												

SEASON HIGHS

Points: 10 vs. UAPB (12-17-16)
FG: 3 vs. Abilene Christian (11-30-16)
FGA: 5 vs. Abilene Christian (11-30-16)
3FG: N/A
3FGA: N/A
FT: 10 vs. UAPB (12-17-16)
FTA: 10 vs. UAPB (12-17-16)
Rebounds: 6 (2x) Last Time vs. UAPB (12-17-16)
Assists: 1 vs. Abilene Christian (11-30-16)
Blocks: 1 (3x) Last time vs. NMSU (12-10-16)
Steals: N/A
Minutes Played: 17 vs. Houston Baptist (11-14-16)

CAREER HIGHS

Points: 10 vs. UAPB (12-17-16)
FG: 3 vs. Abilene Christian (11-30-16)
FGA: 5 vs. Abilene Christian (11-30-16)
3FG: N/A
3FGA: N/A
FT: 10 vs. UAPB (12-17-16)
FTA: 10 vs. UAPB (12-17-16)
Rebounds: 6 (2x) Last Time vs. UAPB (12-17-16)
Assists: 1 vs. Abilene Christian (11-30-16)
Blocks: 1 (3x) Last time vs. NMSU (12-10-16)
Steals: N/A
Minutes Played: 17 vs. Houston Baptist (11-14-16)

MISCELLANEOUS STATISTICS

	SEASON	CAREER
Lead Team in Blocks	2	2
Double-Digit Scoring	1	1
Lead Team in Rebounds	1	1

CAREER STATISTICS

			Total		3-Point		F-Throws		Rebounds											Scoring	
Season	gp-gs	min/avg	fg-fga	pct	fg-fga	pct	ft-fta	pct	off	def	tot	avg	pf	fo	ast	to	blk	stl	pts	avg	
2016-17	11-0	144/13.1	17-35	.486	0-0	.000	21-27	.778	15	10	25	2.3	27	1	1	12	3	0	55	5.0	
TOTAL	11-0	144/13.1	17-35	.486	0-0	.000	21-27	.778	15	10	25	2.3	27	1	1	12	3	0	55	5.0	

2016-17 Box Scores

Official Basketball Box Score -- Game Totals -- Final Statistics Idaho State vs New Mexico 11/11/16 8 p.m. MST at WisePies Arena - The Pit

Idaho State 70 • 0-1

#	Player	Total		3-Ptr		Rebounds			PF	TP	A	TO	Blk	Stl	Min
		FG-FGA	FG-FGA	FT-FTA	FT-FTA	Off	Def	Tot							
05	JONES, Robert	f	5-6	3-4	0-0	1	2	3	4	13	2	0	0	2	21
13	TOPALOVIC, Novak	c	5-9	0-0	2-2	2	7	9	4	12	1	2	0	0	30
01	LUZCANDO, Geno	g	4-7	0-1	0-0	1	1	2	4	8	1	5	0	2	28
03	TELFAIR, Edhan	g	9-23	3-7	4-7	3	9	12	4	25	10	6	0	6	40
25	CHIVICHYAN, Gary	g	0-1	0-1	0-0	0	0	0	2	0	1	0	0	0	9
11	NAKKEN, Erik	g	0-1	0-1	0-0	0	0	0	3	0	1	0	0	0	11
22	WILKINSON, Clark	g	0-0	0-0	1-2	2	0	2	1	1	0	1	0	0	3
24	LENNOX, Stephen	g	1-3	0-2	0-0	0	0	0	3	2	1	2	0	0	27
32	MOCSEAN, Balint	g	3-7	3-6	0-0	1	0	1	4	9	2	2	0	0	31
Team						0	0	0							
Totals			27-57	9-22	7-11	10	19	29	29	70	17	20	0	10	200

FG % 1st Half: 13-26 50.0% 2nd half: 14-31 45.2% Game: 27-57 47.4% Deadball Rebounds 1,2
3FG % 1st Half: 6-12 50.0% 2nd half: 3-10 30.0% Game: 9-22 40.9%
FT % 1st Half: 6-8 75.0% 2nd half: 1-3 33.3% Game: 7-11 63.6%

New Mexico 81 • 1-0

#	Player	Total		3-Ptr		Rebounds			PF	TP	A	TO	Blk	Stl	Min
		FG-FGA	FG-FGA	FT-FTA	FT-FTA	Off	Def	Tot							
20	LOGWOOD, Sam	f	7-10	1-2	5-5	1	2	3	2	20	4	3	0	1	32
32	WILLIAMS, Tim	f	7-11	0-0	4-7	5	6	11	2	18	0	1	0	1	31
11	AGET, Obij	c	2-3	0-0	0-0	0	3	3	1	4	0	0	3	0	20
03	HUNTER, Jordan	g	1-6	0-3	4-6	1	5	6	3	6	8	2	0	2	34
04	BROWN, Elijah	g	5-13	1-6	3-4	1	3	4	3	14	4	6	0	1	30
01	UGUAK, Aher	g	0-1	0-0	0-0	1	0	1	0	0	1	0	0	0	7
05	HARRIS, Jalen	g	0-0	0-0	0-0	0	0	0	4	0	2	0	0	1	5
21	ADAMS, Xavier	g	2-4	0-0	2-4	2	1	3	1	6	0	1	0	0	14
24	JEFFERSON, Damien	g	1-5	0-3	0-1	0	0	0	0	2	1	0	0	0	8
31	MATHIS, Anthony	g	1-2	1-2	3-3	0	0	0	1	6	0	0	0	0	4
55	MACDOUGALL, Connor	g	2-4	0-0	1-3	5	1	6	3	5	0	4	1	0	15
Team						2	0	2							
Totals			28-59	3-16	22-33	18	21	39	20	81	19	18	4	6	200

FG % 1st Half: 10-30 33.3% 2nd half: 18-29 62.1% Game: 28-59 47.5% Deadball Rebounds 3,2
3FG % 1st Half: 2-11 18.2% 2nd half: 1-5 20.0% Game: 3-16 18.8%
FT % 1st Half: 10-16 62.5% 2nd half: 12-17 70.6% Game: 22-33 66.7%

Officials: Larry Spaulding, Brent Meaux, Ryan McDaniel
Technical fouls: Idaho State-TOPALOVIC, Novak; WILKINSON, Clark. New Mexico-ADAMS, Xavier; AGET, Obij.
Attendance: 11293

Score by periods	1st	2nd	Total
Idaho State	38	32	70
New Mexico	32	49	81

Last FG - ISU 2nd-01:45, NM 2nd-01:04.
Largest lead - ISU by 10 1st-12:10, NM by 12 2nd-06:34.
ISU led for 21:32. NM led for 17:11. Game was tied for 01:17.
Score tied - 2 times.
Lead changed - 8 times.

Official Basketball Box Score -- Game Totals -- Final Statistics Houston Baptist vs New Mexico 11/14/16 7 p.m. MST at WisePies Arena - The Pit

Houston Baptist 79 • 0-2

#	Player	Total		3-Ptr		Rebounds			PF	TP	A	TO	Blk	Stl	Min
		FG-FGA	FG-FGA	FT-FTA	FT-FTA	Off	Def	Tot							
05	Lasher, Colter	f	7-17	5-12	0-0	1	2	3	2	19	4	2	0	1	33
11	Russell, Alif	f	4-9	1-3	2-4	2	3	5	3	11	3	1	0	2	27
44	Ibarra, Josh	c	1-6	0-0	4-6	1	1	2	5	6	0	0	0	1	22
13	Chukwuekwu, Reveal	g	3-8	1-4	0-0	0	4	4	3	7	0	0	0	0	26
30	Bonds, Braxton	g	4-4	0-0	3-6	2	3	5	5	11	3	1	0	2	25
02	Weber, Jalen	g	4-7	3-4	2-2	0	1	1	2	13	2	1	0	0	21
03	Cantwell, Asa	g	0-1	0-1	0-0	0	0	0	2	0	0	2	0	0	10
04	Stetler, Cody	g	0-1	0-0	0-0	1	1	2	5	0	0	2	0	1	10
22	Gates, Jalon	g	3-4	3-4	1-1	0	0	0	0	10	1	0	0	0	10
23	Fountain, Alex	g	1-6	0-2	0-0	2	0	2	4	2	2	3	0	0	16
Team						1	0	1							
Totals			27-63	13-30	12-19	10	15	25	31	79	15	12	0	7	200

FG % 1st Half: 13-34 38.2% 2nd half: 14-29 48.3% Game: 27-63 42.9% Deadball Rebounds 4
3FG % 1st Half: 3-15 20.0% 2nd half: 10-15 66.7% Game: 13-30 43.3%
FT % 1st Half: 2-2 100.0 2nd half: 10-17 58.8% Game: 12-19 63.2%

New Mexico 95 • 2-0

#	Player	Total		3-Ptr		Rebounds			PF	TP	A	TO	Blk	Stl	Min
		FG-FGA	FG-FGA	FT-FTA	FT-FTA	Off	Def	Tot							
20	LOGWOOD, Sam	f	3-5	1-2	2-2	0	6	6	1	9	2	0	0	1	26
32	WILLIAMS, Tim	f	10-11	0-0	11-12	2	9	11	1	31	1	3	0	0	33
11	AGET, Obij	c	0-1	0-0	2-2	0	1	1	1	2	1	0	0	0	17
03	HUNTER, Jordan	g	2-3	1-2	4-4	1	4	5	2	9	2	1	0	1	17
04	BROWN, Elijah	g	1-8	0-5	4-4	0	1	1	2	6	5	4	0	2	28
01	UGUAK, Aher	g	2-3	1-1	0-0	0	1	1	2	5	1	0	0	2	14
05	HARRIS, Jalen	g	4-4	1-1	4-6	0	1	1	1	13	4	3	0	1	23
21	ADAMS, Xavier	g	2-2	0-0	7-10	0	1	1	2	11	0	0	0	1	13
24	JEFFERSON, Damien	g	2-5	0-1	1-2	0	2	2	1	5	3	0	0	1	11
31	MATHIS, Anthony	g	0-0	0-0	0-0	0	0	0	0	0	0	0	0	0	1
55	MACDOUGALL, Connor	g	2-3	0-0	0-0	0	1	1	4	4	0	1	0	0	17
Team						1	1	2							
Totals			28-45	4-12	35-42	4	29	33	16	95	19	13	1	8	200

FG % 1st Half: 18-25 72.0% 2nd half: 10-20 50.0% Game: 28-45 62.2% Deadball Rebounds 5
3FG % 1st Half: 2-6 33.3% 2nd half: 2-6 33.3% Game: 4-12 33.3%
FT % 1st Half: 12-12 100.0 2nd half: 23-30 76.7% Game: 35-42 83.3%

Officials: Bob Staffen, Doran Gotschall, Eric Anderson
Technical fouls: Houston Baptist-None. New Mexico-None.
Attendance: 10456

Score by periods	1st	2nd	Total
Houston Baptist	31	48	79
New Mexico	50	45	95

Last FG - HBU 2nd-01:09, NM 2nd-00:50.
Largest lead - HBU None, NM by 20 1st-01:58.
HBU led for 00:00. NM led for 39:20. Game was tied for 00:40.
Score tied - 1 time.
Lead changed - 0 times.

Official Basketball Box Score -- Game Totals -- Final Statistics New Mexico State vs New Mexico 11/18/16 7 p.m. MST at WisePies Arena - The Pit

New Mexico State 59 • 2-2

#	Player	Total		3-Ptr		Rebounds			PF	TP	A	TO	Blk	Stl	Min
		FG-FGA	FG-FGA	FT-FTA	FT-FTA	Off	Def	Tot							
11	Wilkins, Johnathon	f	0-0	0-0	0-0	0	0	0	5	0	0	1	0	0	10
22	Chuha, Eli	f	0-3	0-0	2-3	3	2	5	2	2	1	1	0	1	26
35	Pennie, Jalyn	f	2-4	2-3	0-0	3	2	5	2	6	1	1	1	1	18
04	Baker, Ian	g	8-17	4-8	5-8	0	1	1	2	25	1	3	0	3	33
13	N'Dir, Sidy	g	5-13	0-4	4-5	0	3	3	5	14	3	5	0	0	34
02	Haley, Jermaine	g	0-2	0-2	0-0	2	1	3	2	0	0	1	0	0	13
01	Huggins, Braxton	g	1-2	1-2	0-0	0	0	0	0	3	1	1	1	0	13
03	Ellis, Chancellor	g	0-1	0-1	0-0	0	0	0	0	1	0	1	0	0	3
10	Jones, Jemerrio	g	0-3	0-1	0-0	0	4	4	3	0	0	3	0	1	10
21	Bhullar, Tanveer	g	3-5	0-0	3-5	4	6	10	4	9	2	1	0	0	25
24	Taylor, Matt	g	0-3	0-3	0-0	1	1	2	3	0	0	0	2	1	15
Team						0	2	2							
Totals			19-53	7-24	14-21	13	22	35	29	59	10	20	4	7	200

FG % 1st Half: 11-25 44.0% 2nd half: 8-28 28.6% Game: 19-53 35.8% Deadball Rebounds 2
3FG % 1st Half: 4-11 36.4% 2nd half: 3-13 23.1% Game: 7-24 29.2%
FT % 1st Half: 4-7 57.1% 2nd half: 10-14 71.4% Game: 14-21 66.7%

New Mexico 72 • 3-0

#	Player		Total		3-Ptr		Rebounds			PF	TP	A	TO	Blk	Stl	Min
			FG-FGA	FG-FGA	FT-FTA	Off	Def	Tot								
20	LOGWOOD, Sam	f	5-7	0-0	2-4	0	4	4	0	12	4	2	0	0	0	29
32	WILLIAMS, Tim	f	5-11	0-0	10-13	1	3	4	1	20	0	2	0	0	0	35
11	AGET, Obij	c	1-3	0-0	0-0	1	1	2	5	2	1	0	3	1	0	24
03	HUNTER, Jordan	g	1-2	0-1	0-0	1	2	3	2	2	2	2	0	0	0	25
04	BROWN, Elijah	g	6-17	1-7	6-8	0	8	8	1	19	2	2	0	1	0	34
01	UGUAK, Aher	g	0-1	0-0	0-0	1	0	1	0	0	0	0	0	0	0	3
05	HARRIS, Jalen	g	0-2	0-0	0-0	0	3	3	2	0	1	2	0	2	0	15
21	ADAMS, Xavier	g	0-1	0-1	0-0	0	0	0	0	0	0	0	0	0	1	3
24	FURSTINGER, Joe		2-2	0-0	3-5	2	1	3	3	7	0	0	0	0	0	12
28	JEFFERSON, Damien		3-6	0-1	1-5	1	1	2	4	7	0	1	0	4	0	13
55	MACDOUGALL, Connor		1-2	0-0	1-2	2	0	2	5	3	0	1	0	0	0	7
	Team					6	2	8								
Totals			24-54	1-10	23-37	15	25	40	23	72	10	12	3	9	200	

2016-17 Box Scores

Official Basketball Box Score -- Game Totals -- Final Statistics CSUN vs New Mexico 11/25/16 12:00 PM at Titan Gym (Fullerton, Calif.)

CSUN 89 • 2-4

#	Player		Total		3-Ptr	Rebounds		PF	TP	A	TO	Blk	Stl	Min	
			FG-FGA	FG-FGA	FT-FTA	Off	Def								
02	Lubin, Rakim	f	5-8	0-0	6-7	2	7	9	5	16	0	7	0	0	25
45	Johns, Dylan	c	0-0	0-0	0-1	2	0	2	2	0	1	2	0	0	17
00	Smith, Kendall	g	2-8	0-2	8-8	2	1	3	4	12	8	7	0	0	28
03	Johnson, Darin	g	8-11	5-5	1-1	1	5	6	2	22	0	0	0	0	33
22	Parks, Aaron	g	7-11	2-4	4-6	4	2	6	2	20	5	0	0	0	23
01	Warren, Micheal		1-4	0-2	0-0	0	0	0	3	2	0	3	0	1	18
04	Dawson, Tavron		4-9	0-3	5-6	2	2	4	4	13	1	1	0	1	28
05	Kaba-Camara, Mahama		0-0	0-0	0-0	0	0	0	1	0	0	0	1	0	5
10	Richardson, Jason		0-0	0-0	0-0	0	0	0	0	0	0	0	0	0	0+
23	Wilbut, Jeron		1-3	0-1	0-0	0	0	0	0	2	0	1	0	0	4
24	Theus Jr., Reggie		1-2	0-0	0-0	0	0	0	3	2	0	0	0	0	9
								0	1						
Totals			29-56	7-17	24-29	13	18	31	26	89	15	21	1	5	200

FG % 1st Half: 16-30 53.3% 2nd half: 13-26 50.0% Game: 29-56 51.8%
3FG % 1st Half: 4-8 50.0% 2nd half: 3-9 33.3% Game: 7-17 41.2%
FT % 1st Half: 9-11 81.8% 2nd half: 15-18 83.3% Game: 24-29 82.8%

Deadball
Rebounds
2

New Mexico 105 • 4-1

#	Player		FG-TOTAL		3-Ptr	Rebounds		PF	TP	A	TO	Blk	Stl	Min	
			FG-TOTAL	FG-TOTAL	FG-TOTAL	Off	Def								
32	WILLIAMS, Tim	f	7-12	0-0	7-7	2	4	6	2	21	2	2	2	1	36
11	AGET, Obij	c	6-6	0-0	4-5	1	1	2	4	16	1	0	0	1	19
04	HUNTER, Jordan	g	2-5	1-1	4-4	0	1	1	2	9	4	1	0	2	30
03	BROWN, Elijah	g	7-11	3-5	4-6	1	2	3	3	21	7	4	0	1	28
20	LOGWOOD, Sam	g	5-6	0-0	3-4	0	0	0	3	13	1	0	1	1	29
01	UGUAK, Aher		1-1	0-0	0-2	0	0	0	0	2	0	0	0	2	9
05	HARRIS, Jalen		2-2	0-0	0-0	0	1	1	0	4	0	1	0	1	11
14	KUIPER, Dane		0-1	0-0	0-0	0	0	0	0	0	0	0	0	0	2
21	ADAMS, Xavier		1-2	0-0	4-4	0	3	3	1	6	0	0	0	0	6
23	FURSTINGER, Joe		3-3	0-0	0-0	1	0	1	2	6	0	0	0	0	8
24	JEFFERSON, Damien		1-5	0-1	0-0	1	4	5	1	2	3	3	0	0	12
55	MACDOUGALL, Connor		2-3	0-0	1-1	0	0	0	4	5	0	0	0	0	10
						0	1	1							
Totals			37-57	4-7	27-33	6	17	23	22	105	18	11	3	9	200

FG % 1st Half: 20-29 69.0% 2nd half: 17-28 60.7% Game: 37-57 64.9%
3FG % 1st Half: 3-4 75.0% 2nd half: 1-3 33.3% Game: 4-7 57.1%
FT % 1st Half: 11-13 84.6% 2nd half: 16-20 80.0% Game: 27-33 81.8%

Deadball
Rebounds
2

Officials: Tony Padilla, Donnie Eppley, Michael Irving
Technical fouls: CSUN-None. New Mexico-None.
Attendance:
Game 9 of the 2016 Wooden Legacy
105 points sets new Wooden single game points record

Score by periods	1st	2nd	Total
CSUN	45	44	89
New Mexico	54	51	105

Points	In	Off	2nd	Fast	Bench
CSUN	28	13	22	0	19
NM	50	26	12	8	25

Last FG - CSUN 2nd-03:44, NM 2nd-00:13.
Largest lead - CSUN by 2 1st-10:31, NM by 16 2nd-00:13.
CSUN led for 00:17. NM led for 36:50. Game was tied for 02:53.

Score tied - 5 times.
Lead changed - 2 times.

Official Basketball Box Score -- Game Totals -- Final Statistics New Mexico vs Dayton 11/27/16 11:00 AM at Honda Center (Anaheim, Calif.)

New Mexico 57 • 4-2

NEW HAVEN 57-42

#	Player		Total		3-Ptr	Rebounds		PF	TP	A	TO	Blk	Stl	Min	
			FG-FGA	FG-FGA	FT-FTA	Off	Def								Total
20	LOGWOOD, Sam	f	0-3	0-0	3-4	0	2	2	1	3	1	2	0	0	19
32	WILLIAMS, Tim	f	7-13	0-0	2-3	0	5	5	1	16	2	3	1	1	38
11	AGET, Obij	c	1-1	0-0	0-0	2	1	3	1	2	0	0	0	0	9
03	HUNTER, Jordan	g	2-7	2-4	0-0	0	3	3	2	6	1	3	0	0	27
04	BROWN, Elijah	g	4-14	3-8	5-5	0	5	5	1	16	3	3	0	0	32
01	UGUAK, Aher		0-0	0-0	0-0	0	0	0	1	0	0	0	0	0	2
05	HARRIS, Jalen		0-0	0-0	0-0	0	0	0	0	2	0	1	1	0	13
14	KUIPER, Dane		1-2	1-1	0-0	0	2	2	4	3	2	1	0	1	11
21	ADAMS, Xavier		0-1	0-0	0-0	0	1	1	2	0	0	1	0	1	9
23	FURSTINGER, Joe		1-1	0-0	0-0	0	1	1	3	2	1	0	1	0	19
24	JEFFERSON, Damien		4-5	1-1	0-1	0	6	6	2	9	0	2	0	0	12
55	MACDOUGALL, Connor		0-2	0-0	0-0	1	0	1	0	0	0	0	0	0	9
Team						2	2	4							
Totals			20-49	7-14	10-13	5	28	33	20	57	11	16	2	3	200

FG % 1st Half: 8-24 33.3% 2nd half: 12-25 48.0% Game: 20-49 40.8%
3FG % 1st Half: 5-9 55.6% 2nd half: 2-5 40.0% Game: 7-14 50.0%
FT % 1st Half: 4-5 80.0% 2nd half: 6-8 75.0% Game: 10-13 76.9%

Deadball
Rebounds
1

Dayton 64 • 4-2

#	Player	Total		3-Ptr	Rebounds		PF	TP	A	TO	Blk	Stl	Min		
		FG	FGA		FG	FGA								Off	Def
02	MILLER, Sam	f	1-6	1-3	0-0	2	4	6	3	3	0	0	1	0	30
33	MIKESELL, Ryan	f	2-6	0-1	3-5	1	4	5	3	7	1	2	0	0	22
03	DAVIS, Kyle	g	5-8	1-4	1-3	1	2	3	2	12	2	0	1	3	34
04	COOKE, Charles	g	4-11	0-2	4-6	1	5	6	1	12	5	2	0	3	28
11	SMITH, Scoochie	g	5-9	2-5	0-0	0	2	2	3	12	3	1	0	0	29
01	DAVIS, Darrell		1-5	1-4	2-2	0	3	3	2	5	0	1	0	0	12
15	CROSSBY, John		1-2	0-0	2-3	0	4	4	1	4	2	1	0	1	16
20	WILLIAMS, Xeyrius		3-7	1-3	2-2	1	2	3	1	9	1	2	1	0	29
	Team					3	0	3							
Totals			22-54	6-22	14-21	9	26	35	16	64	14	9	3	7	200

FG % 1st Half: 12-28 42.9% 2nd half: 10-26 38.5% Game: 22-54 40.7%
3FG % 1st Half: 2-12 16.7% 2nd half: 4-10 40.0% Game: 6-22 27.3%
FT % 1st Half: 5-10 50.0% 2nd half: 9-11 81.8% Game: 14-21 66.7%

Deadball
Rebounds
2

Officials: Mike Scypher, Earl Walton, Jason Baker
Technical fouls: New Mexico-None. Dayton-None.

Attendance:
Game 9 of the 2016 Wooden Legacy
5th Place Game

Score by periods	1st	2nd	Total
New Mexico	25	32	57
Dayton	31	33	64

Points	In	Off	2nd	Fast	Bench
NM	18	7	4	0	14
UD	22	25	13	10	18

Last FG - NM 2nd-01:08, UD 2nd-00:08.
Largest lead - NM by 1 2nd-01:08, UD by 13 1st-04:44.
NM led for 00:23. UD led for 37:32. Game was tied for 02:05.

Score tied - 1 time.
Lead changed - 2 times.

Official Basketball Box Score -- Game Totals -- Final Statistics Abilene Christian vs New Mexico 11/30/16 7 p.m. MST at WisePies Arena - The Pit

Abilene Christian 55 • 3-3

#	Player	Total			3-Ptr	Rebounds			PF	TP	A	TO	Blk	Stl	Min
		FG-FGA	FG-FGA	FG-FGA	Off	Def	Total								
01	Lewis, Jaren	f	6-13	1-2	3-4	1	5	6	4	16	1	6	0	1	31
23	Howell, Hayden	f	2-3	0-0	0-0	2	3	5	4	4	1	1	0	0	12
04	Crnic, Jovan	g	0-7	0-7	1-2	1	2	3	0	1	2	1	0	0	26
05	Ricks, Payten	g	0-1	0-1	0-0	0	0	0	0	0	2	3	0	1	18
11	Green, Drake	g	3-7	3-6	0-0	0	3	3	2	9	2	0	0	0	25
03	Langston, Diamante		0-0	0-0	0-0	0	1	1	3	0	3	2	0	0	21
10	Tripp, Isaiah		2-5	1-3	0-0	0	1	1	1	5	0	0	0	0	27
14	Lenox, Trey		0-0	0-0	0-0	0	1	1	0	0	0	0	0	0	4
15	Farquhar, Hayden		2-6	0-1	0-0	1	0	1	2	4	2	0	0	0	11
21	Friday, Jalone		5-6	3-4	3-4	1	3	4	4	16	0	1	2	1	25
	Team					0	3	3							
Totals			20-48	8-24	7-10	6	22	28	20	55	13	14	2	3	200

FG % 1st Half: 11-27 40.7% 2nd half: 9-21 42.9% Game: 20-48 41.7%
3FG % 1st Half: 3-11 27.3% 2nd half: 5-13 38.5% Game: 8-24 33.3%
FT % 1st Half: 3-4 75.0% 2nd half: 4-6 66.7% Game: 7-10 70.0%

Deadball
Rebounds
1

New Mexico 64 • 5-2

#	Player		Total		3-Ptr	Rebounds		PF	TP	A	TO	Blk	Stl	Min	
			FG-FGA	FG-FGA	FT-FTA	Off	Def								
04	KUIPER, Dane	f	0-4	0-2	4-4	2	0	2	0	4	2	1	0	1	16
32	WILLIAMS, Tim	f	3-4	0-0	2-3	0	0	0	2	8	1	2	0	1	16
11	AGET, Obij	c	4-6	0-0	4-5	2	3	5	1	12	0	0	0	0	18
03	HUNTER, Jordan	g	0-2	0-0	0-0	0	2	2	1	0	1	1	0	0	22
04	BROWN, Elijah	g	5-12	2-4	1-3	0	9	9	1	13	2	0	0	2	32
01	UGUAK, Aher		1-1	0-1	0-0	0	0	0	0	1	0	0	0	0	10
05	HARRIS, Jalen		1-2	0-1	0-0	0	0	0	0	2	2	0	0	0	18
21	ADAMS, Xavier		3-4	0-0	4-6	2	3	5	1	10	0	2	0	0	20
23	FURSTINGER, Joe		2-2	0-0	0-0	0	4	4	0	4	4	0	1	0	13
24	JEFFERSON, Damien		1-5	0-2	1-2	0	2	2	1	3	2	1	0	0	18
31	MATHIS, Anthony		0-1	0-1	0-0	0	0	0	0	0	0	0	0	0	3
55	MACDOUGALL, Connor		3-5	0-0	2-2	0	1	1	2	8	1	1	0	0	14
	Team					3	0	3							
	Totals		22-48	2-11	18-25	9	24	33	9	64	16	8	1	4	200

2016-17 Box Scores

Official Basketball Box Score -- Game Totals -- Final Statistics
UTEP vs New Mexico
12/07/16 7 p.m. MT at WisePies Arena - The Pit

UTEP 77 • 2-5

Table with 15 columns: #, Player, FG-FGA, 3-FTA, FT-FTA, Off Def Tot, PF, TP, A TO Blk Stl, Min. Rows include players like FLAGGERT, THOMAS, WILLMS, HARRIS, etc.

FG % 1st Half: 14-33 42.4% 2nd half: 13-25 52.0% Game: 27-58 46.6%
3FG % 1st Half: 6-14 42.9% 2nd half: 9-15 60.0% Game: 15-29 51.7%
FT % 1st Half: 5-9 55.6% 2nd half: 3-5 60.0% Game: 8-14 57.1%

New Mexico 78 • 6-3

Table with 15 columns: #, Player, FG-FGA, 3-FTA, FT-FTA, Off Def Tot, PF, TP, A TO Blk Stl, Min. Rows include players like LOGWOOD, FURSTINGER, AGET, etc.

FG % 1st Half: 15-27 55.6% 2nd half: 10-17 58.8% Game: 25-44 56.8%
3FG % 1st Half: 6-11 54.5% 2nd half: 1-3 33.3% Game: 7-14 50.0%
FT % 1st Half: 11-14 78.6% 2nd half: 10-18 55.6% Game: 21-32 65.6%

Officials: John Higgins, Chris Rastatter, Gerry Pollard
Technical fouls: UTEP-None. New Mexico-None.
Attendance: 11838

Score by periods table with columns: 1st, 2nd, Total. Rows for UTEP and New Mexico.

Last FG - UTEP 2nd-00:30, NM 2nd-00:05.
Largest lead - UTEP by 4 2nd-05:19, NM by 21 1st-12:27.
UTEP led for 04:51. NM led for 31:02. Game was tied for 04:07.

Score tied - 4 times.
Lead changed - 6 times.

Deadball
Rebounds
2,1

Deadball
Rebounds
6,1

Official Basketball Box Score -- Game Totals -- Final Statistics
New Mexico vs New Mexico State
12/10/16 7:30 p.m. at Pan American Center

New Mexico 71 • 6-4, 0-0 MWC

Table with 15 columns: #, Player, FG-FGA, 3-FTA, FT-FTA, Off Def Tot, PF, TP, A TO Blk Stl, Min. Rows include players like LOGWOOD, WILLIAMS, AGET, etc.

FG % 1st Half: 10-25 40.0% 2nd half: 16-33 48.5% Game: 26-58 44.8%
3FG % 1st Half: 1-6 16.7% 2nd half: 3-11 27.3% Game: 4-17 23.5%
FT % 1st Half: 5-7 71.4% 2nd half: 10-16 62.5% Game: 15-23 65.2%

New Mexico State 84 • 8-2, 0-0 WAC

Table with 15 columns: #, Player, FG-FGA, 3-FTA, FT-FTA, Off Def Tot, PF, TP, A TO Blk Stl, Min. Rows include players like Wilkins, Johnathon, Chuha, Eli, etc.

FG % 1st Half: 17-29 58.6% 2nd half: 9-22 40.9% Game: 26-51 51.0%
3FG % 1st Half: 6-12 50.0% 2nd half: 5-10 50.0% Game: 11-22 50.0%
FT % 1st Half: 3-4 75.0% 2nd half: 18-27 66.7% Game: 21-31 67.7%

Officials: Mike Reed, Larry Spaulding, Shawn Lehigh
Technical fouls: New Mexico-JEFFERSON, Damien. New Mexico State-Jones, Jemarrio.
Attendance: 6298

Score by periods table with columns: 1st, 2nd, Total. Rows for New Mexico and New Mexico State.

Last FG - NM 2nd-00:33, NMSU 2nd-01:11.
Largest lead - NM None, NMSU by 17 1st-01:18.
NM led for 00:00. NMSU led for 38:28. Game was tied for 01:32.

Score tied - 1 time.
Lead changed - 0 times.

Points In Off 2nd Fast
NM Paint T/O Chance Break Bench
38 20 10 6 33

Official Basketball Box Score -- Game Totals -- Final Statistics
Arkansas-Pine Bluff vs New Mexico
12/17/16 6:05 p.m. at WisePies Arena - The Pit/Bob King Court

Arkansas-Pine Bluff 43 • 1-11

Table with 15 columns: #, Player, FG-FGA, 3-FTA, FT-FTA, Off Def Tot, PF, TP, A TO Blk Stl, Min. Rows include players like Trent Steen, Deshon Bayless, David Tillman, etc.

FG % 1st Half: 3-24 12.5% 2nd half: 12-33 36.4% Game: 15-57 26.3%
3FG % 1st Half: 1-9 11.1% 2nd half: 5-12 41.7% Game: 6-21 28.6%
FT % 1st Half: 4-5 80.0% 2nd half: 3-5 60.0% Game: 7-10 70.0%

New Mexico 83 • 7-4

Table with 15 columns: #, Player, FG-FGA, 3-FTA, FT-FTA, Off Def Tot, PF, TP, A TO Blk Stl, Min. Rows include players like FURSTINGER, WILLIAMS, UGUAK, etc.

FG % 1st Half: 7-19 36.8% 2nd half: 13-26 50.0% Game: 20-45 44.4%
3FG % 1st Half: 1-6 16.7% 2nd half: 5-11 45.5% Game: 6-17 35.3%
FT % 1st Half: 16-17 94.1% 2nd half: 21-23 91.3% Game: 37-40 92.5%

Officials: Brad Ferrie, Deldre Carr, Eric Anderson
Technical fouls: Arkansas-Pine Bluff-Marquis Cunningham. New Mexico-None.
Attendance: 10404

Score by periods table with columns: 1st, 2nd, Total. Rows for Arkansas-Pine Bluff and New Mexico.

Last FG - UAPBM 2nd-02:03, NM 2nd-00:27.
Largest lead - UAPBM None, NM by 46 2nd-04:23.
UAPBM led for 00:00. NM led for 38:45. Game was tied for 01:15.

Score tied - 0 times.
Lead changed - 0 times.

Deadball
Rebounds
3,4

Points In Off 2nd Fast
UAPBM Paint T/O Chance Break Bench
16 12 2 7 11