



New Mexico at Air Force - Saturday, Feb. 20, 2016 - 12:00 p.m. (MST) - Colorado Springs, Colo.

### 2015-16 SCHEDULE

Date	Opponent	TV	Time/Score
11-3	CSU-Pueblo (Ex.)		W, 96-84
11-6	Rogers State (Ex.)		W, 80-69

11-13	Texas Southern	ROOT	W, 86-57
11-15	at New Mexico State	Fox Sports SW	W, 83-74

#### Mountain West-Missouri Valley Challenge

11-18	Loyola-Chicago	ROOT	W, 75-51
-------	----------------	------	----------

11-21	at USC	PAC12N	L, 90-82
11-25	Nicholls State	ROOT	W, 75-63
12-1	Oral Roberts	ROOT	W, 91-75
12-5	at Purdue	BTN	L, 70-58
12-12	Northern Iowa	ESPN3	W, 76-57
12-16	New Mexico State	ESPN3	W, 79-61
12-19	Rice	ROOT	L, 90-89

#### Hawaiian Airlines Diamond Head Classic

12-22	vs. Auburn	ESPNU	L, 83-78
12-23	vs. BYU	ESPNU	L, 96-66
12-25	vs. Washington State	ESPN3	L, 82-59

12-30	Nevada*	ROOT	W, 88-76
1-2	at Fresno State*	CBSSN	W, 77-62
1-9	Utah State*	ESPN3	W, 77-59
1-12	at UNLV*	CBSSN	L, 86-74
1-16	Wyoming*	CBSSN	L, 70-68
1-23	at San Jose State*	CI	W, 83-64
1-27	Air Force*	ROOT	W, 84-55
1-30	at Boise State*	ESPN3	W, 88-83
2-2	UNLV*	CBSSN	W, 87-83
2-6	at San Diego State*	CBSSN	L, 78-71 (OT)
2-9	at Utah State*	CBSSN	L, 80-72
2-13	San Jose State*	ROOT	W, 74-58
2-17	Boise State*	CBSSN	W, 80-78
2-20	at Air Force*	ROOT	12 p.m.
2-23	at Colorado State*	CBSSN	8 p.m.
2-27	Fresno State*	ESPN2	8 p.m.
3-1	San Diego State*	CBSSN	7:30 p.m.
3-5	at Nevada*	ROOT	7 p.m.

#### Mountain West Tournament

(Thomas & Mack Center - Las Vegas, Nev.)

3-9	Opening Round	MWN	TBA
3-10	Quarterfinals	CBSSN	TBA
3-11	Semifinals	CBSSN	TBA
3-12	Championship	CBS	TBA

**BOLD** Denotes Home Games

\*Denotes Mountain West Game

All times are set to local tipoff

Game times are subject to change



### NEW MEXICO

#### LOBOS

Record: 16-10 (9-4 MW)  
Conference: Mountain West  
Head Coach: Craig Neal (3rd Season)  
Record at UNM: 58-33  
Career Record: 58-33



### AIR FORCE

#### FALCONS

Record: 13-14 (4-10 MW)  
Conference: Mountain West  
Head Coach: Dave Pilipovich (5th Season)  
Record at AF: 59-69  
Career Record: 59-69

### Media Information

Tip-Off: 12:05 p.m. (MST)

TV: ROOT Sports  
Drew Goodman (Play-By-Play)  
Sed Bonner (Analyst)  
Comcast: 261/814 (HD)  
DISH: 414  
DirecTV: 683

Radio: 770 AM KKOB  
Robert Portnoy (Play-By-Play)  
Hunter Greene (Analyst)

Available on Tune In Radio App

Stats: LoboStats.com

### ABOUT THE MATCH-UP

- The Lobos and Falcons will meet for the 79th time in program history on Saturday.
- The Lobos hold a record of 57-21 overall against Air Force in a series that dates back to Dec. 7, 1957. Eight games were played from 1957-71, with the rest coming from 1981-present.
- The Lobos are 20-15 all time when playing at Air Force. The Lobos have not won there since Jan. 31, 2012. In victory, it would be head coach Craig Neal's first win at Air Force as a head coach. Prior to the last two games there, the Lobos had won five straight in Colorado Springs.
- Prior to a pair of defeats last season, New Mexico had won 15 of the last 16 games from 2008-January of 2015.
- Air Force enters the game at 13-14 on the season and 4-10 in Mountain West Conference play. After falling to New Mexico and San Jose State, the Falcons have gone 3-2 with wins over Wyoming, Boise State and most recently UNLV. They are on a three-game home winning streak and have not lost at home since Jan. 23.
- Dave Pilipovich is in his fifth season as head coach of the Falcons. He is one of only two coaches ever at the Academy to post two conference home winning records in a season. He previously served as the program's associate head coach.

### NEW MEXICO PROBABLE STARTERS

Pos.	No.	Name	PPG	RPG	APG	SPEC.
G	1	Cullen Neal (R-So., 6-5, Albuquerque, N.M.)	12.8	2.8	3.9	4th in MW in assists
G	4	Elijah Brown (R-So., 6-4, Orange County, Calif.)	20.9	5.3	3.0	22.2 ppg vs. MW
C	11	Obij Aget (Jr., 7-1, Juba, South Sudan)	7.1	5.8	0.4	65% Shooter
G/F	20	Sam Logwood (So., 6-7, Indianapolis, Ind.)	6.0	4.1	1.9	50% True Shooting%
F	32	Tim Williams (R-Jr., 6-8, Flossmoor, Ill.)	17.4	7.6	1.2	MW Leader in FG%

### NEW MEXICO PROBABLE RESERVES

Pos.	No.	Name	PPG	RPG	APG	PREV.
G	3	Jordan Hunter (Fr., 5-11, Beaumont, Texas)	2.4	1.0	1.2	Ozen HS
G/F	14	Dane Kuiper (Fr., 6-7, Wasilla, Alaska)	1.6	1.0	0.7	Corona del Sol HS
G	21	Xavier Adams (So., 6-4, Flower Mound, Texas)	4.9	2.5	1.0	Edward S. Marcus HS
G	22	Connor Joy (Sr., 6-4, Rehoboth, N.M.)	1.5	0.0	0.0	Rehoboth Christian
F	23	Joe Furstinger (So., 6-9, Rancho Santa Margarita, Calif.)	1.6	1.8	0.4	Santa Margarita Catholic HS
G	25	Tim Jacobs (Sr., 6-0, Las Cruces, New Mexico)	1.1	1.4	1.4	Cochise College
G	30	Adam Cumber (R-Fr., 6-2, Albuquerque, N.M.)	0.0	0.0	0.0	Sandia HS
G	31	Anthony Mathis (Fr., 6-3, West Linn, Ore.)	2.3	0.6	0.3	West Linn HS
F	34	Michael Nesbitt (Sr., 6-7, Evansville, Ind.)	0.5	0.8	0.0	Missouri S&T

## MW STANDINGS

Place	School	MW	Overall
1st	San Diego State	12-1	19-7
2nd	New Mexico	9-4	16-10
3rd	Fresno State	8-5	17-9
3rd	Nevada	8-5	16-9
5th	Boise State	8-6	17-10
6th	Colorado State	6-7	14-12
7th	UNLV	6-8	15-12
8th	Utah State	5-8	13-11
9th	Wyoming	5-9	12-15
10th	Air Force	4-10	13-14
11th	San Jose State	3-11	8-18

## NEW MEXICO GAME NOTES

### LAST TIME OUT

The University of New Mexico men's basketball team (16-10, 9-4 MW) erased a 15 point deficit in the final six minutes to defeat the Boise State Broncos (17-10, 8-6 MW), 80-78, in WisePies Arena Wednesday. The Lobos were led by Elijah Brown, who recorded team highs with 26 points and six rebounds. 13 of his points were scored during the team's comeback. Tim Williams scored 18 points and matched the game high of six rebounds. He shot 4-for-8 from the floor and had a season-high four blocks. Sam Logwood and Cullen Neal each chipped in eight. Overall, the Lobos shot 45.1 percent (23-for-51) from the floor and 52.9 percent (9-for-17) from 3-point range. The Lobos more than doubled the Broncos free throw output, finishing 25-for-33. Although Boise shot 50 percent (31-for-62) on the evening, the Lobos held them to 2-for-10 shooting from distance in the second half. The Lobos also won the rebounding battle, 35-30.

## MW PRESEASON POLL

Place	School (1st Place Votes)	Points
1	San Diego State (22)	272
2	Boise State (2)	234
3	Utah State	190
4	UNLV	185
5	Fresno State (1)	182
6	New Mexico	164
7	Colorado State	144
8	Wyoming	101
9	Nevada	97
10	Air Force	51
11	San José State	30

### LAST TIME AGAINST AIR FORCE

The University of New Mexico men's basketball team earned a 29-point home victory on Jan. 27, defeating the Air Force Falcons, 84-55. The Lobos earned the victory on their most efficient shooting night of the season, shooting a season-best 63 percent from the floor (29-for-46) and 52.9 percent (9-for-17) from 3-point range. The Lobos had four scorers in double-digits and six with at least eight points. Elijah Brown was the team's leading scorer at 17 points, going 5-for-8 from the floor and 4-for-6 from 3-point range. Freshman Anthony Mathis had a career night, with 16 points on 4-for-5 shooting. Three of his field goals came on 3-pointers, while the other came in the paint off of his own offensive rebound. Tim Williams also scored 16 points and added a team-best 10 rebounds, sealing his fifth double-double this year. Xavier Adams matched his career high of 14 points on 5-for-6 shooting, while also chipping in five rebounds and a career-high three assists. While the Lobos hit season best marks on offense, they also held Air Force to 27.6 percent (16-for-58) shooting from the floor and 37 percent (10-for-27) shooting from outside. The Lobos also won the rebounding battle at 42-26, with seven offensive rebounds.

### THE COMEBACK

With six minutes remaining on Wednesday, the Lobos trailed Boise State, 61-76. The Lobos would finish the game outscoring their opponents 19-2 to win the game by two points. The comeback was the largest in Lobo history in the final six minutes of a game. It was the first 15 point comeback since the team's 61-60 win over Texas Tech on Dec. 29, 2010. Defensively, the Lobos sparked the comeback by forcing five straight missed shots. A Tim Williams free throw and a Sam Logwood layup started the comeback, and a four-point play from Brown cut the deficit to single digits and erupted the home crowd. A Williams dunk and a pair of 3-pointers from Elijah Brown cut the Bronco lead to 78-77 with 1:08 left. The Lobos forced a turnover on the opposite end, and with 30 seconds left, Brown drew a foul and hit both to grab the lead. On the opposite end, Williams earned his fourth and biggest block on a driving layup and was fouled while corralling in the rebound. He hit one of two free throws, but the Lobos forced a tough 3-pointer on the final possession to seal the game.

### HOT SHOOTING VS. AIR FORCE

The Lobos came out hot against Air Force on Jan. 27 and finished the game with their best shooting performance of the season and the best of any team in Mountain West play this year. Overall, the Lobos shot a season-best 63 percent on 29-for-46 shooting. It beat out their mark against Loyola-Chicago of 61.3 percent. The Lobos are the only team in league play to shoot over 60 percent in a game, with second place going to Boise State's 59.6 percent shooting night at Utah State.

The hot shooting night was established early, when the Lobos shot 73.9 percent in the first period, marking the best half of shooting this season. At 17-of-23, the Lobos were a few made shots away from setting a new record for shooting percentage in a half. The current record, set in 1989 against Eastern New Mexico, stands at 86.4 percent on 19-for-22 shooting.

### MW'S TOP SCORER IN CONFERENCE

Although Josh Adams of Wyoming leads the league in scoring overall, Elijah Brown is the scoring leader in MW games at 22.2 points per game. He is followed by Marvella Harris of Fresno State at 21.4 ppg and Adams at 21.2 ppg. Brown is shooting 43.5 percent in conference play and taking almost nine free throw attempts per game.

## BY THE NUMBERS

Statistic	All Games	MW Games
Scoring:	77.7	78.7
Scoring Defense:	72.3	71.7
Scoring Margin:	5.3	7.0
Field Goal %:	47.1%	47.4%
Def. Field Goal %:	41.2%	39.6%
3-Point FG %:	37.1%	38.9%
Def. 3-Point FG %:	31.6%	29.8%
Free Throw %:	73.3%	74.0%
Rebounding:	37.2	38.4
Reb. Margin:	4.3	5.2
Assists:	14.8	14.4
Turnover Margin:	-2.2	-2.9
Asst/TO Ratio:	1.0	1.0
Steals:	5.8	6.0
Blocks:	4.4	4.7

## FREE THROW RATE

The Lobos are shooting a league best 73.3 percent from the foul line this year, their best mark since 2003, and are getting to the line at an alarming rate. The Lobos currently rank 35th in the nation in free throw rate (free throw attempts/field goal attempts) at 43.4. In league play, the rate has jumped to a Mountain West best 48.9, leading second place Nevada by over six. It is the best free throw rate in conference the Lobos have had since joining the MW. In MW play, the Lobos have kept teams off the line on defense. Their FT rate against of 37.3 is one of the five lowest marks in the league. Air Force has a similar defensive free throw rate of 37.1.

## FEB. 20, 1965

51 years ago from Saturday, the Lobos faced Arizona on the road and won, 54-46. The significance did not come in the win, as the Lobos had defeated Arizona earlier in the season. However, the victory placed Bob King's Lobos at 19-3 on the season and would give the New Mexico men's basketball program its first ever national ranking. The Lobos were slotted 10th in the nation going into games against Wyoming and Denver. The Lobos were not ranked for long, but two years later, Coach King had the Lobos ranked sixth in the nation going into the 1966-67 season.

## LOBOS LOVE PINK

Last Saturday's game was themed "Lobos Love Pink" in partnership with UNM Hospitals and the UNM Comprehensive Cancer Center. The program hosted its annual jersey auction on the North Concourse during the first half. The Lobos raised a total of \$3,640 from the auction, with proceeds benefitting the UNM Comprehensive Cancer Center. This is one of several events throughout the year in which head coach Craig Neal and the men's basketball program fundraiser for the UNM Comprehensive Cancer Center, including October's Howl-O-Ween and the Ninth Annual Lobos vs. Cancer Basketball Gala in May.

## TIM WILLIAMS RISING

The Lobos have won six out of their last eight games, with Tim Williams being a big catalyst to the Lobos' success. Over the last eight games, Williams has averaged 20.5 points per game on 64.2 percent shooting. He has scored at least 21 points in five of the last eight games. Last week, against Utah State and San Jose State, the Lobo power forward shot a blistering 80 percent from the floor. Williams scored a season-high 29 points against UNLV, his best performance in conference. It is the most points he's scored as a Lobo and the most he's scored since dropping 32 as a sophomore at Samford. With the score tied at 70 with 7:16 left, Williams took over the game offensively. He scored 12 straight points for New Mexico and shot 5-for-5 in the paint with one 3-point play.

Prior to joining the Lobos, Williams became the first sophomore ever to score 1,000 points in a career at Samford. Now in his third collegiate season, he is approaching 1,500 points over three seasons. He has currently at 1,471 points scored in his career.

## ACADEMIC ALL-DISTRICT HONOREES

University of New Mexico men's basketball student-athletes Cullen Neal and Tim Williams have received CoSIDA Academic All-District 7 honors. The Academic All-District program recognizes the nation's top student-athletes for their combined performances athletically and in the classroom. Both Neal and Williams will now be eligible for Academic All-America honors later this season. Neal earned the honor with a 3.8 cumulative grade point average in his communications program. Williams holds a 3.38 cumulative GPA as an economics major. The MW earned three academic honors Thursday, with the Lobos taking two of them. Only five teams in all of NCAA Division I had multiple honorees. Prior to this season, the only Lobos to ever receive CoSIDA Academic All-District honors were Troy Devries and Roman Martinez.

As of 2-18-2016

Category	Offense	Defense	D-I Avg
Adj. Efficiency	108.0 87	101.7 132	103.5
Adj. Tempo	72.2 46		69.2
Avg. Poss. Length	16.5 89	16.6 60	17.2
Four Factors			
Effective FG%:	52.5 65	47.5 80	49.8
Turnover %:	20.6 305	17.7 210	18.3
Off. Reb. %:	31.6 115	29.1 133	29.9
FTA/FGA:	43.4 35	37.3 178	36.8
Miscellaneous Components			
3P%:	37.1 63	31.6 42	34.6
2P%:	51.2 85	47.6 129	48.6
FT%:	73.3 58	68.4 100	69.8
Block%:	10.4 266	12.3 48	9.2
Steal%:	10.5 323	8.0 231	8.7
Style Components			
3PA/FGA:	28.8 310	40.4 319	35.3
A/FGM:	55.3 104	56.2 271	52.6
Defensive Fingerprint:		Some Zone	
Point Distribution (% of total points)			
3-Pointers:	23.5 310	31.7 83	29.3
2-Pointers:	53.3 86	47.1 289	50.2
Free Throws:	23.3 50	21.2 145	20.5
Strength of Schedule			
Components:	102.7 218	102.2 88	103.5
Overall:	.5151 150		.5000
Non-conference:	.5155 169		.5000
Personnel			
Bench Minutes:	28.5% 284		33.0%
Experience:	1.24 yrs 306		1.70
Minutes Continuity:	37.4% 273		49.3%
Average Height:	78.3" 18		76.8"

## USA TODAY COACHES POLL

(As of 2-15-2016)

Place	School (1st Place Votes)	Record
1	Villanova (25)	22-3
2	Kansas (7)	21-4
3	Oklahoma	20-4
4	North Carolina	21-4
5	Maryland	22-4
6	Iowa	20-5
7	Xavier	22-3
8	Virginia	20-5
9	Michigan State	21-5
10	Miami (FL)	20-4
11	West Virginia	20-5
12	Arizona	21-5
13	Dayton	21-3
14	Kentucky	19-6
15	Iowa State	18-7
16	Purdue	20-6
17	Oregon	20-6
18	Notre Dame	18-7
19	Duke	19-6
20	Providence	19-7
21	Indiana	20-6
22	Baylor	18-7
23	South Carolina	21-4
24	Texas A&M	18-7
25	Texas	16-9

**Others receiving votes:** Utah 60, Wisconsin 32, Wichita St 30, Michigan 29, USC 26, Gonzaga 26, Saint Joseph's 17, Pittsburgh 16, California 15, LSU 13, Saint Mary's 13, Seton Hall 11, Hawaii 7, Florida 5, Texas Tech 5, Syracuse 3, Valparaiso 1, Stony Brook 1, Monmouth 1

## HEAD-TO-HEAD HISTORY

Date	Winner	Score	Location
2-10-07	Air Force	60-51	Albuquerque
1-19-08	New Mexico	59-54	Albuquerque
2-20-08	New Mexico	68-51	Air Force
1-10-09	New Mexico	78-53	Albuquerque
2-11-09	New Mexico	76-66	Air Force
1-20-10	New Mexico	73-50	Air Force
2-20-10	New Mexico	59-56	Albuquerque
3-11-10	New Mexico	75-69	Las Vegas
2-1-11	New Mexico	75-61	Air Force
3-5-11	New Mexico	66-61	Albuquerque
1-31-12	New Mexico	81-42	Air Force
2-29-12	New Mexico	86-56	Albuquerque
3-8-12	New Mexico	79-64	Las Vegas
2-6-13	New Mexico	81-58	Albuquerque
3-9-13	Air Force	89-88	Air Force
3-5-14	New Mexico	80-52	Albuquerque
1-14-15	New Mexico	60-48	Albuquerque
2-4-15	Air Force	59-53	Air Force
3-11-15	Air Force	68-61	Las Vegas
1-27-16	New Mexico	84-55	Albuquerque

Last 20 games of the series listed above.

New Mexico leads Air Force in the all-time series, 57-21.

## NEW MEXICO GAME NOTES

### BROWN AT THE LINE

Elijah Brown has drained 170 free throws this season. With eight free throws made against Boise State Wednesday, Brown passed Dairese Gary and Hunter Greene to move up to eighth in free throws made in a season at New Mexico. He is nine free throws away from matching Kendall Williams' 179 in 2013-14. The all-time record is set at 253 by Ruben Douglas in 2002-03. At Brown's current pace, he has a chance to catch Cameron Bairstow's 2013-14 total of 219 made.

Earlier this year, he went 12-for-12 from the free throw line against UNLV, marking the second time this season in which Brown has gone perfect from the free throw line with at least 12 free throws made. He shot 15-for-15 from the free throw line against Nevada, one short of the program record. Brown is just the second Lobo to go perfect with at least 12 made multiple times. Only Douglas (three times) has reached the same feat. Overall this year, Brown's 170 made free throws ranks 9th in the country. He sits at 17th with 198 free throws attempted and 43r with an 85.9 percent free throw percentage.

### LOBOS ARE SMART

The New Mexico athletic department has released its Fall 2015 departmental GPA, setting a new record with a 3.30 department grade point average. The men's basketball team set a new program record for GPA in a semester at 3.15 as a team. This is the second time the program has gone over the 3.0 mark. Under Craig Neal, Lobo basketball has had five straight semesters of at least a 2.7 grade point average, the only such streak in men's basketball history at UNM. The team's 0.39 grade point average jump from the previous semester led the department. Overall, the department has now had 15 straight semesters of a 3.0 GPA or better.

## THE PIT IN THE MW ERA

Year	Avg. Attendance (NCAA Rank)	MW Rank
1999-00	16,443 (8th)	1st
2000-01	16,418 (8th)	1st
2001-02	16,426 (7th)	1st
2002-03	15,186 (12th)	1st
2003-04	14,679 (15th)	2nd
2004-05	14,309 (14th)	1st
2005-06	13,387 (21st)	1st
2006-07	12,853 (23rd)	1st
2007-08	14,361 (18th)	1st
2008-09	13,994 (17th)	1st
2009-10	13,595 (22nd)	2nd
2010-11	14,570 (16th)	2nd
2011-12	14,455 (16th)	2nd
2012-13	15,022 (16th)	2nd
2013-14	15,212 (16th)	1st
2014-15	14,571 (18th)	1st

\*The \$60 million dollar renovation to The Pit added a suite level and lowered the maxium capacity from 18,018 to 15,411 starting with the 2010-11 season.

### STATISTICAL RANKINGS

ESPN has New Mexico ranked 91st in the country in their BPI ranks, second among Mountain West Conference teams. The Lobos are 114th in RPI.

The Lobos are currently predicted by KenPom.com to finish second in the conference standings. The Lobos are ranked 104th by their system.

### WILLIAMS AT 60%

New Mexico forward Tim Williams is having one of the most efficient offensive seasons in Lobo basketball history. Williams is currently shooting 60.4% from the floor on 183-of-303 shooting. He currently leads all eligible players in the Mountain West Conference. In Lobo history, only seven players have finished the season shooting 60 percent or better with at least three field goal attempts per game. Williams is taking 12 attempts per game and still maintaining a high percentage. Historically, only Luc Longley (.656, 349 attempts) in 1990-91 and Charlie Thomas (.622, 365 attempts) have shot over 60 percent for a season and taken at least 300 shots.

### 79 A GAME IN CONFERENCE

The Lobos are averaging 78.7 points per game in conference play, leading all teams in the Mountain West Conference. This is the highest points per game average that the Lobos have put forth in MW play, with the previous high coming in 1999-2000 at 77.6 points per game. It is the highest any Lobo team has averaged in conference play since the 1997-98 New Mexico team, which averaged 80.2 points per game.

## LOBOS IN THE NBA

NBA Team	Name (Years as a Lobo)
Chicago Bulls:	Tony Snell (2010-13) Cameron Bairstow (2010-14)

### PACKED PIT

New Mexico basketball is currently on track to finish in the national top 25 in attendance average for the 50th straight year. 14 games have been played in WisePies Arena, where the Lobos rank 21st in the country and first in the Mountain West in attendance at 12,886 fans a game. The Lobos average almost 500 more fans a game than second-place San Diego State.

# THE 2015-16 NEW MEXICO LOBOS

No.	Name	Pos	Height	Weight	Year	Previous School	Hometown
0	J.J. N'Ganga	C	6-10	240	Sr.	N. Oklahoma - Townaka	Aubervilliers, France
1	Cullen Neal	G	6-5	195	R-So.	Eldorado HS	Albuquerque, N.M.
3	Jordan Hunter	G	5-11	180	Fr.	Ozen HS	Beaumont, Texas
4	Elijah Brown	G	6-4	200	R-So.	Butler University	Orange County, Calif.
11	Obij Aget	C	7-1	220	Jr.	La Lumiere HS (Ind.)	Juba, South Sudan
12	Devon Williams	F	6-8	210	R-Jr.	Woodrow Wilson HS	Dallas, Texas
14	Dane Kuiper	G/F	6-7	200	Fr.	Corona del Sol HS (Ariz.)	Wasilla, Alaska
20	Sam Logwood	G/F	6-7	210	So.	La Lumiere HS (Ind.)	Indianapolis, Ind.
21	Xavier Adams	G	6-4	205	So.	Edwards S. Marcus HS	Flower Mound, Texas
22	Connor Joy*	G	6-4	195	Sr.	Rehoboth Christian	Rehoboth, N.M.
23	Joe Furstinger	F	6-9	215	So.	Santa Margarita Catholic HS	Rancho Santa Margarita, Calif.
25	Tim Jacobs*	G	6-0	200	Sr.	Cochise College (Ariz.)	Las Cruces, N.M.
30	Adam Cumber*	G	6-2	185	R-Fr.	Sandia HS	Albuquerque, M.M.
31	Anthony Mathis	G	6-2	170	Fr.	West Linn HS	West Linn, Ore.
32	Tim Williams	F	6-8	240	R-Jr.	Samford University	Flossmoor, Ill.
34	Michael Nesbitt*	F	6-7	220	Sr.	Missouri S&T	Evansville, Ind.

\* Indicates a walk-on

**Head Coach:** Craig Neal (3rd Season -- Georgia Tech '88)

**Associate Head Coach:** Chris Harriman

**Assistant Coaches:** Alan Huss and Terrence Rencher

**Director of Operations:** Cody Hopkins

**Athletic Trainer:** Corey DeBarbrie

**Video Coordinator:** Ben Sanders

**Strength and Conditioning Coach:** Jeremy Anderson

## BY CLASS

(16 Total)

**Seniors: (4)**

**Juniors: (3)**

**Sophomores: (5)**

**Freshmen: (4)**

## BY POSITION

(16 Total)

**Centers: (2)**

**Forwards: (3)**

**Guard/Forwards: (2)**

**Guards: (9)**

## BY HEIGHT

**7'1"**

Obij Aget

**6'10"**

J.J. N'Ganga

**6'9"**

Joe Furstinger

**6'8"**

Devon Williams

Tim Williams

**6'7"**

Sam Logwood

Dane Kuiper

Michael Nesbitt

**6'5"**

Cullen Neal

**6'4"**

Xavier Adams

Elijah Brown

Connor Joy

**6'2"**

Anthony Mathis

Adam Cumber

**6'0"**

Tim Jacobs

**5'11"**

Jordan Hunter

## ALPHABETICAL ROSTER

No.	Name	Pos	Height	Weight	Year
21	Xavier Adams	G	6-4	205	Sophomore
11	Obij Aget	C	7-1	220	Junior
4	Elijah Brown	G	6-4	200	RS-Sophomore
30	Adam Cumber	G	6-2	185	RS-Freshman
23	Joe Furstinger	F	6-9	215	Sophomore
3	Jordan Hunter	G	5-11	180	Freshman
25	Tim Jacobs	G	6-0	200	Senior
22	Connor Joy	G	6-4	195	Senior
14	Dane Kuiper	G/F	6-7	200	Freshman
20	Sam Logwood	G/F	6-7	210	Sophomore
31	Anthony Mathis	G	6-2	170	Freshman
0	J.J. N'Ganga	C	6-10	240	Senior
1	Cullen Neal	G	6-5	195	RS-Sophomore
34	Michael Nesbitt	F	6-7	220	Senior
12	Devon Williams	F	6-8	210	RS-Junior
32	Tim Williams	F	6-8	240	RS-Junior

## PRONUNCIATIONS

Name	Pronunciation
Obij Aget	O-BOTCH Ah-Jet
J.J. N'Ganga	J.J. N-GONE-GAH
Devon Williams	DEVIN
Joe Furstinger	Joe FUR-Sting-er
Dane Kuiper	KI-pur

## HEAD COACH CRAIG NEAL



# Craig Neal

## Head Coach - 3rd Season

(2015-16) 16-10 (Career) 58-33 (.637)

### NOTEWORTHY :

- Earned the nickname “Noodles” for wiry build as a high school player
- Spent nine seasons as a member of Steve Alford’s staffs at Iowa and New Mexico
- Coached under NBA legend Lenny Wilkens for three seasons with the Raptors
- Spent nearly a decade as a NBA assistant coach and scout with Toronto
- Still holds Georgia Tech records for career assists (659) and assists in a game (19).

### PLAYING EXPERIENCE

1988-95 - NBA and CBA Career

- \*Drafted by Portland in the 1988 NBA Draft
- \*Played for Blazers, Heat and Nuggets
- \*Fort Wayne Fury Player and Coach in 1994-95

1984-88 - Georgia Tech

- \*Played for Bobby Cremins
- \*Member of Elite Eight and Sweet 16 teams
- \*Graduated with career assist record (659)

1980-83 - Washington High School (Washington, Ind.)

- \*All-American & member of Indiana All-Star Team
- \*Coached by his father, Stan Neal
- \*Played against Steve Alford

### COACHING EXPERIENCE

**Head Coach:**

2013-Present - New Mexico (58-33)

**Associate Head Coach:**

2007-13 - New Mexico (NCAA)

**Assistant Coach:**

2004-07 - Iowa (NCAA)

2000-03 - Toronto Raptors (NBA)

### THE FAMOUS CHERRY BLAZER

The cherry blazer has become a symbol with New Mexico basketball. Given to coaches at their introductory press conferences, it makes appearances throughout the season at crucial games.

- Craig Neal is 8-1 when wearing the cherry blazer
  - Nov. 9, 2013 vs. Alabama A&M (W, 88-52)
  - Jan. 21, 2014 vs. Boise State (W, 84-75)
  - Feb. 22, 2014 vs. #6 San Diego State (W, 58-44)
  - Mar. 5, 2014 vs. Air Force (W, 80-52)
- 
- Nov. 14, 2014 vs. Idaho State (W, 79-55)
- Jan. 3, 2015 vs. #24 Colorado State (W, 66-53)
- Feb. 17, 2015 vs. #25 San Diego State (L, 46-63)
- March 7, 2015 vs. Wyoming (W, 52-49)
- 
- Nov. 13, 2015 vs. Texas Southern (W, 86-57)

### THE NEAL ERA AT NEW MEXICO

- Became first-ever rookie Lobo head coach to lead New Mexico to a NCAA Tournament appearance
- Led UNM to the 2014 Mountain West Tournament championship, which made New Mexico the first program in MW history to win three-straight conference tournaments
- Guided four Lobos to All-Mountain West honors in 2013-14, which included first team selections Cam Bairstow and Kendall Williams. Williams and Alex Kirk were MW All-Defensive Team selections as well.
- The 27 wins in 2013-14 mark the most wins by a rookie coach in Lobo history. It is tied for the fifth most wins by a first-year Division I head coach since 2000.
- Was named a finalist for a pair of national coaching honors: the Joe B. Hall Award as the nation’s top rookie coach, and the Jim Phelan Award for national coach of the year.
- Led the MW with seven academic all-conference selections in 2014-15, a program record. He has had 13 honorees in two seasons
- Had three members from 2013-14 roster sign professional contracts; Kendall Williams (Italy), Cam Bairstow (NBA) and Alex Kirk (NBA)
- The team grade point average in year one of the Neal era was the highest in eight years.
- Signed a new contract in July of 2014 to stay at New Mexico through 2020
- Became the second-fastest coach in program history to 40 wins (53 games)
- The father of a Lobo family. His oldest son, Cullen, is a sophomore guard the Lobos. Younger son, Dalton, is a member of the ROTC program at New Mexico.

# 2015-16 SEASON STATS

Overall record: 16-10 Conf: 9-4 Home: 12-2 Away: 4-5 Neutral: 0-3

##	Player	gp-gs	min	avg	Total		3-Point		F-Throw		Rebounds				pf	dq	a	to	blk	stl	pts	avg
					fg-fga	fg%	3fg-fga	3fg%	ft-fa	ft%	off	def	tot	avg								
04	BROWN, Elijah	26-23	859	33.0	153-350	.437	68-172	.395	170-198	.859	18	120	138	5.3	55	0	79	74	2	26	544	20.9
32	WILLIAMS, Tim	26-26	867	33.3	183-303	.604	0-0	.000	87-128	.680	56	141	197	7.6	56	1	30	36	32	16	453	17.4
01	NEAL, Cullen	25-25	742	29.7	103-291	.354	43-132	.326	71-98	.724	7	62	69	2.8	72	4	98	82	0	22	320	12.8
11	AGET, Obij	26-26	605	23.3	79-121	.653	0-0	.000	27-39	.692	56	96	152	5.8	80	2	10	37	35	6	185	7.1
20	LOGWOOD, Sam	26-26	665	25.6	57-134	.425	14-35	.400	27-50	.540	32	74	106	4.1	66	2	49	45	10	20	155	6.0
21	ADAMS, Xavier	26-3	358	13.8	42-84	.500	4-17	.235	40-60	.667	29	37	66	2.5	66	0	27	25	8	11	128	4.9
03	HUNTER, Jordan	25-1	239	9.6	23-52	.442	10-23	.435	5-8	.625	3	22	25	1.0	20	0	30	23	1	13	61	2.4
31	MATHIS, Anthony	23-0	153	6.7	16-40	.400	11-30	.367	11-12	.917	2	11	13	0.6	23	0	8	12	0	6	54	2.3
12	WILLIAMS, Devon	2-0	28	14.0	0-1	.000	0-0	.000	4-6	.667	0	3	3	1.5	4	0	0	1	0	1	4	2.0
33	SCEKIC, Nikola	10-0	75	7.5	8-15	.533	0-0	.000	1-1	1.000	3	5	8	0.8	15	0	1	7	0	1	17	1.7
14	KUIPER, Dane	19-0	150	7.9	10-24	.417	5-11	.455	6-7	.857	2	19	21	1.1	13	0	13	8	7	5	31	1.6
23	FURSTINGER, Joe	26-0	295	11.3	13-42	.310	0-1	.000	16-27	.593	13	35	48	1.8	52	0	11	14	18	15	42	1.6
22	JOY, Connor	2-0	2	1.0	1-1	1.000	1-1	1.000	0-0	.000	0	0	0	0.0	1	0	0	1	0	0	3	1.5
25	JACOBS, Tim	20-0	179	9.0	7-15	.467	2-2	1.000	5-7	.714	2	26	28	1.4	19	0	28	14	1	10	21	1.1
34	NESBITT, Michael	4-0	6	1.5	1-3	.333	0-1	.000	0-0	.000	2	1	3	0.8	0	0	0	0	0	0	2	0.5
30	CUMBER, Adam	2-0	2	1.0	0-1	.000	0-1	.000	0-0	.000	0	0	0	0.0	0	0	0	0	0	0	0	0.0
Team											37	54	91		2		12					
Total.....		26	5225		696-1477	.471	158-426	.371	470-641	.733	262	706	968	37.2	544	9	384	391	114	152	2020	77.7
Opponents.....		26	5225		642-1560	.412	199-630	.316	398-582	.684	290	567	857	33.0	560	-	362	335	109	200	1881	72.3

TEAM STATISTICS			NM	OPP	Date	Opponent	Score	Att.
SCORING			2020	1881	11/13/15	TEXAS SOUTHERN	w 86-57	12269
Points per game			77.7	72.3	11/15/15	at New Mexico State	w 83-74	6796
Scoring margin			+5.3	-	11/18/15	LOYOLA-CHICAGO	w 75-51	11951
FIELD GOALS-ATT			696-1477	642-1560	11/21/15	at USC	L 82-90	2943
Field goal pct			.471	.412	11/25/15	NICHOLLS STATE	w 75-63	12383
3 POINT FG-ATT			158-426	199-630	12/1/15	ORAL ROBERTS	w 91-75	11585
3-point FG pct			.371	.316	12/05/15	at Purdue	L 58-70	14221
3-pt FG made per game			6.1	7.7	12/12/15	NORTHERN IOWA	w 76-57	13154
FREE THROWS-ATT			470-641	398-582	12/16/15	NEW MEXICO STATE	w 79-61	15362
Free throw pct			.733	.684	12/19/15	RICE	L 89-90	12507
F-Throws made per game			18.1	15.3	12-22-15	vs Auburn	L 78-83	0
REBOUNDS			968	857	12-23-15	vs BYU	L 66-96	0
Rebounds per game			37.2	33.0	12-25-15	vs Washington State	L 59-82	0
Rebounding margin			+4.3	-	* 12/30/15	NEVADA	w 88-76	13247
ASSISTS			384	362	* 01/02/16	at Fresno State	w 77-62	6881
Assists per game			14.8	13.9	* 01/09/16	UTAH STATE	w 77-59	13476
TURNOVERS			391	335	* 01/12/16	at UNLV	L 74-86	11377
Turnovers per game			15.0	12.9	* 1/16/16	WYOMING	L 68-70	13196
Turnover margin			-2.2	-	* 1/23/16	at San José State	w 83-64	1633
Assist/turnover ratio			1.0	1.1	* 1/27/16	AIR FORCE	w 84-55	12072
STEALS			152	200	* 01/30/16	at Boise State	w 88-83	7355
Steals per game			5.8	7.7	* 2/2/16	UNLV	w 87-83	13359
BLOCKS			114	109	* 02-06-16	at SAN DIEGO STATE	Lot 71-78	12414
Blocks per game			4.4	4.2	* 02/09/16	at Utah State	L 72-80	9290
ATTENDANCE			180406	72910	* 02/13/16	SAN JOSÉ STATE	w 74-58	13411
Home games-Avg/Game			14-12886	9-8101	* 2/17/16	BOISE STATE	w 80-78	12434
Neutral site-Avg/Game			-	3-0				

\* = Conference game

Score by Periods	1st	2nd	OT	Totals
New Mexico	997	1018	5	2020
Opponents	869	1000	12	1881

# 2015-16 CONFERENCE STATS

RECORD:	OVERALL	HOME	AWAY	NEUTRAL
ALL GAMES	9-4	6-1	3-3	0-0
CONFERENCE	9-4	6-1	3-3	0-0
NON-CONFERENCE	0-0	0-0	0-0	0-0

##	Player	gp-gs	min	avg	Total		3-Point		F-Throw		Rebounds				pf	dq	a	to	blk	stl	pts	avg
					fg-fga	fg%	3fg-fga	3fg%	ft-fa	ft%	off	def	tot	avg								
04	BROWN, Elijah	13-10	431	33.2	77-177	.435	35-82	.427	100-115	.870	9	53	62	4.8	28	0	41	42	1	13	289	22.2
32	WILLIAMS, Tim	13-13	454	34.9	92-148	.622	0-0	.000	59-86	.686	26	74	100	7.7	31	1	14	17	17	8	243	18.7
01	NEAL, Cullen	12-12	361	30.1	40-121	.331	15-58	.259	41-57	.719	6	29	35	2.9	36	2	41	37	0	12	136	11.3
11	AGET, Obj	13-13	300	23.1	43-69	.623	0-0	.000	7-11	.636	26	51	77	5.9	42	0	6	16	17	4	93	7.2
21	ADAMS, Xavier	13-3	210	16.2	29-51	.569	2-7	.286	27-41	.659	17	21	38	2.9	39	0	16	17	7	6	87	6.7
20	LOGWOOD, Sam	13-13	352	27.1	30-76	.395	5-14	.357	15-27	.556	17	38	55	4.2	35	1	28	22	5	10	80	6.2
14	KUIPER, Dane	10-0	108	10.8	8-15	.533	5-9	.556	5-5	1.000	2	14	16	1.6	8	0	9	6	6	4	26	2.6
31	MATHIS, Anthony	10-0	67	6.7	7-12	.583	6-9	.667	6-6	1.000	2	6	8	0.8	11	0	1	6	0	2	26	2.6
03	HUNTER, Jordan	13-1	134	10.3	11-27	.407	6-11	.545	1-2	.500	3	11	14	1.1	15	0	17	13	0	10	29	2.2
25	JACOBS, Tim	8-0	82	10.3	3-8	.375	1-1	1.000	0-0	.000	0	15	15	1.9	9	0	6	7	0	4	7	0.9
34	NESBITT, Michael	3-0	5	1.7	1-3	.333	0-1	.000	0-0	.000	2	1	3	1.0	0	0	0	0	0	0	2	0.7
23	FURSTINGER, Joe	13-0	119	9.2	2-16	.125	0-0	.000	1-4	.250	7	16	23	1.8	17	0	8	5	8	5	5	0.4
22	JOY, Connor	1-0	1	1.0	0-0	.000	0-0	.000	0-0	.000	0	0	0	0.0	0	0	0	0	0	0	0	0.0
30	CUMBER, Adam	1-0	1	1.0	0-1	.000	0-1	.000	0-0	.000	0	0	0	0.0	0	0	0	0	0	0	0	0.0
Team											22	31	53		1		8					
Total.....		13	2625		343-724	.474	75-193	.389	262-354	.740	139	360	499	38.4	272	4	187	196	61	78	1023	78.7
Opponents.....		13	2625		314-793	.396	100-336	.298	204-296	.689	159	273	432	33.2	301	-	169	158	60	108	932	71.7

TEAM STATISTICS	NM	OPP	Date	Opponent	Score	Att.
SCORING	1023	932	* 12/30/15	NEVADA	W 88-76	13247
Points per game	78.7	71.7	* 01/02/16	at Fresno State	W 77-62	6881
Scoring margin	+7.0	-	* 01/09/16	UTAH STATE	W 77-59	13476
FIELD GOALS-ATT	343-724	314-793	* 01/12/16	at UNLV	L 74-86	11377
Field goal pct	.474	.396	* 1/16/16	WYOMING	L 68-70	13196
3 POINT FG-ATT	75-193	100-336	* 1/23/16	at San José State	W 83-64	1633
3-point FG pct	.389	.298	* 1/27/16	AIR FORCE	W 84-55	12072
3-pt FG made per game	5.8	7.7	* 01/30/16	at Boise State	W 88-83	7355
FREE THROWS-ATT	262-354	204-296	* 2/2/16	UNLV	W 87-83	13359
Free throw pct	.740	.689	* 02-06-16	at SAN DIEGO STATE	Lot 71-78	12414
F-Throws made per game	20.2	15.7	* 02/09/16	at Utah State	L 72-80	9290
REBOUNDS	499	432	* 02/13/16	SAN JOSÉ STATE	W 74-58	13411
Rebounds per game	38.4	33.2	* 2/17/16	BOISE STATE	W 80-78	12434
Rebounding margin	+5.2	-				
ASSISTS	187	169				
Assists per game	14.4	13.0				
TURNOVERS	196	158				
Turnovers per game	15.1	12.2				
Turnover margin	-2.9	-				
Assist/turnover ratio	1.0	1.1				
STEALS	78	108				
Steals per game	6.0	8.3				
BLOCKS	61	60				
Blocks per game	4.7	4.6				
ATTENDANCE	91195	48950				
Home games-Avg/Game	7-13028	6-8158				
Neutral site-Avg/Game	-	0-0				

\* = Conference game

Score by Periods	1st	2nd	OT	Totals
New Mexico	494	524	5	1023
Opponents	417	503	12	932

# 2015-16 SEASON EXTENDED STATS

## THE STAT CREW SYSTEM New Mexico Extended Season Box Score (as of Feb 18, 2016) All games

RECORD:	OVERALL	HOME	AWAY	NEUTRAL
ALL GAMES	16-10	12-2	4-5	0-3
CONFERENCE	9-4	6-1	3-3	0-0
NON-CONFERENCE	7-6	6-1	1-2	0-3

		Total					3-Point		F-Throw		Rebounds																
#	Player	gp-gs	min	avg	fg-fga	fg%	3fg-fga	3fg%	ft-fa	ft%	off	def	tot	avg	pf	dq	a	a/g	to	to/g	a/to	blk	blk/g	stl	stl/g	pts	avg
04	BROWN, Elijah	26-23	859	33.0	153-350	.437	68-172	.395	170-198	.859	18	120	138	5.3	55	0	79	3.04	74	2.85	1.07	2	0.08	26	1.00	544	20.9
32	WILLIAMS, Tim	26-26	867	33.3	183-303	.604	0-0	.000	87-128	.680	56	141	197	7.6	56	1	30	1.15	36	1.38	0.83	32	1.23	16	0.62	453	17.4
01	NEAL, Cullen	25-25	742	29.7	103-291	.354	43-132	.326	71-98	.724	7	62	69	2.8	72	4	98	3.92	82	3.28	1.20	0	0.00	22	0.88	320	12.8
11	AGET, Obj	26-26	605	23.3	79-121	.653	0-0	.000	27-39	.692	56	96	152	5.8	80	2	10	0.38	37	1.42	0.27	35	1.35	6	0.23	185	7.1
20	LOGWOOD, Sam	26-26	665	25.6	57-134	.425	14-35	.400	27-50	.540	32	74	106	4.1	66	2	49	1.88	45	1.73	1.09	10	0.38	20	0.77	155	6.0
21	ADAMS, Xavier	26-3	358	13.8	42-84	.500	4-17	.235	40-60	.667	29	37	66	2.5	66	0	27	1.04	25	0.96	1.08	8	0.31	11	0.42	128	4.9
03	HUNTER, Jordan	25-1	239	9.6	23-52	.442	10-23	.435	5-8	.625	3	22	25	1.0	20	0	30	1.20	23	0.92	1.30	1	0.04	13	0.52	61	2.4
31	MATHIS, Anthony	23-0	153	6.7	16-40	.400	11-30	.367	11-12	.917	2	11	13	0.6	23	0	8	0.35	12	0.52	0.67	0	0.00	6	0.26	54	2.3
12	WILLIAMS, Devon	2-0	28	14.0	0-1	.000	0-0	.000	4-6	.667	0	3	3	1.5	4	0	0	0.00	1	0.50	0.00	0	0.00	1	0.50	4	2.0
33	SCEKIC, Nikola	10-0	75	7.5	8-15	.533	0-0	.000	1-1	1.000	3	5	8	0.8	15	0	1	0.10	7	0.70	0.14	0	0.00	1	0.10	17	1.7
14	KUIPER, Dane	19-0	150	7.9	10-24	.417	5-11	.455	6-7	.857	2	19	21	1.1	13	0	13	0.68	8	0.42	1.63	7	0.37	5	0.26	31	1.6
23	FURSTINGER, Joe	26-0	295	11.3	13-42	.310	0-1	.000	16-27	.593	13	35	48	1.8	52	0	11	0.42	14	0.54	0.79	18	0.69	15	0.58	42	1.6
22	JOY, Connor	2-0	2	1.0	1-1	1.000	1-1	1.000	0-0	.000	0	0	0	0.0	1	0	0	0.00	1	0.50	0.00	0	0.00	0	0.00	3	1.5
25	JACOBS, Tim	20-0	179	9.0	7-15	.467	2-2	1.000	5-7	.714	2	26	28	1.4	19	0	28	1.40	14	0.70	2.00	1	0.05	10	0.50	21	1.1
34	NESBITT, Michael	4-0	6	1.5	1-3	.333	0-1	.000	0-0	.000	2	1	3	0.8	0	0	0	0.00	0	0.00	0.00	0	0.00	0	0.00	2	0.5
30	CUMBER, Adam	2-0	2	1.0	0-1	.000	0-1	.000	0-0	.000	0	0	0	0.0	0	0	0	0.00	0	0.00	0.00	0	0.00	0	0.00	0	0.0
Total.....		26	5225		696-1477	.471	158-426	.371	470-641	.733	262	706	968	37.2	544	9	384	14.77	391	15.04	0.98	114	4.38	152	5.85	2020	77.7
Opponents.....		26	5225		642-1560	.412	199-630	.316	398-582	.684	290	567	857	33.0	560	-	362	13.92	335	12.88	1.08	109	4.19	200	7.69	1881	72.3

Score by Periods	1st	2nd	OT	Totals
New Mexico	997	1018	5	2020
Opponents	869	1000	12	1881

# 2015-16 SEASON METRICS

##	Player	Min	AST%	EFG%	TS%	Usg%	DRB%	ORB%	TRB%
21	ADAMS, Xavier	358	13.7	.524	.580	18.4	10.8	10.2	10.6
11	AGET, Obj	605	3.1	.653	.670	14.1	16.6	11.7	14.4
04	BROWN, Elijah	859	18.8	.534	.622	28.9	14.7	2.6	9.2
30	CUMBER, Adam	2	0.0	.000	.000	24.3	0.0	0.0	0.0
23	FURSTINGER, Joe	295	6.0	.310	.390	11.2	12.4	5.6	9.3
03	HUNTER, Jordan	239	22.0	.538	.549	16.0	9.7	1.6	6.0
25	JACOBS, Tim	179	25.0	.533	.581	8.7	15.2	1.4	9.0
22	JOY, Connor	2	0.0	1.500	1.500	48.6	0.0	0.0	0.0
14	KUIPER, Dane	150	14.5	.521	.572	11.4	13.3	1.7	8.0
20	LOGWOOD, Sam	665	12.7	.478	.497	14.7	11.7	6.1	9.1
31	MATHIS, Anthony	153	9.3	.538	.596	18.2	7.5	1.6	4.9
01	NEAL, Cullen	742	25.1	.428	.479	27.3	8.8	1.2	5.3
34	NESBITT, Michael	6	0.0	.333	.333	24.3	17.5	42.0	28.6
33	SCEKIC, Nikola	75	2.4	.533	.551	14.5	7.0	5.0	6.1
12	WILLIAMS, Devon	28	0.0	.000	.549	8.1	11.2	0.0	6.1
32	WILLIAMS, Tim	867	7.6	.604	.630	22.2	17.1	8.1	13.0

Estimated possessions: 1896.9  
Team offensive rating (ORTg): 106.5  
Team defensive rating (DRtg): 99.2

AST% - An estimate of the pct of teammate field goals assisted while on the floor  
EFG% - Effective FG% (adjusts to include additional points from 3FGs)  
TS% - True Shooting% (takes into account field goals, 3-point field goals, and free throws)  
Usg% - An estimate of the pct of team plays used while on the floor  
DRB% - An estimate of the pct of available defensive rebounds grabbed while on the floor  
ORB% - An estimate of the pct of available offensive rebounds grabbed while on the floor  
TRB% - An estimate of the pct of all available rebounds grabbed while on the floor

# INSIDE THE NUMBERS

## SINGLE GAME HIGHS

### New Mexico

**Points:** 33 - (2x) Last time Elijah Brown at San Jose State (1-25-16)  
**FG Made:** 12 - Tim Williams at USC (11-21-15)  
**FG Att:** 21 - Tim Williams at USC (11-21-15)  
**FG %\*:** .875 - (2x) Last Time Tim Williams vs. San Jose State (2-13-16)  
**3FG Made:** 6 - Elijah Brown vs. Auburn (12-22-15)  
**3FG Att:** 12 - (2x) Last Time Elijah Brown at San Diego State (2-6-16)  
**FT Made:** 15 - Elijah Brown vs. Nevada (12-30-15)  
**FT Att:** 15 - Elijah Brown vs. Nevada (12-30-15)  
**FT %\*:** 100% (15-15) - Elijah Brown vs. Nevada (12-30-15)  
**Rebounds:** 15 - Tim Williams at USC (11-21-15)  
**Assists:** 9 - Cullen Neal vs. New Mexico State (12-16-15)  
**Steals:** 4 - (2x) Last Time Sam Logwood at San Diego State (2-6-16)  
**Blocks:** 5 - Obij Aget vs. Rice (12-19-15)

\*Minimum eight attempts

### Opponents

**Points:** 41 - Chase Fischer, BYU (12-23-15)  
**FG Made:** 12 - Chase Fischer, BYU (12-23-15)  
**FG Att:** 21 - (3x) Last Time Chase Fischer, BYU (12-23-15)  
**FG %\*:** .778 - Ike Ireogbu, Washington State (12-25-15)  
**3FG Made:** 9 - Chase Fischer, BYU (12-23-15)  
**3FG Att:** 15 - (2x) Last Time Chase Fischer, BYU (12-23-15)  
**FT Made:** 10 - Marqueze Coleman, Nevada (12-30-15)  
**FT Att:** 13 - (3x) Last Time Brandon Clarke San Jose State (1-25-16)  
**FT %\*:** 100% (10-10) - Jeremy Hemsley, San Diego State (2-6-16)  
**Rebounds:** 15- Stephen Zimmerman, Jr., UNLV (1-12-16)  
**Assists:** 11 - Ike Ireogbu, Washington State (12-25-15)  
**Steals:** 5 - (4x) Last Time Mikey Thompson , Boise State (1-30-15)  
**Blocks:** 5 - (2x) Last Time Stephen Zimmerman, Jr., UNLV (2-2-16)

\*Minimum eight attempts

## NEW MEXICO'S RECORD WHEN...

Scenario	Record
Leading at the half:	16-3
Trailing at the half:	0-7
Tied at the half:	
Outrebounding opponent:	15-4
Outrebounded by opponent:	1-6
Commit more turnovers than opponent:	11-6
Commit less turnovers than opponent:	4-1
Commit more than 10 turnovers:	13-7
Commit less than 10 turnovers:	
When shooting 50.0% or higher:	8-1
When shooting less than 50.0%:	8-9
Overtime games:	
More bench points than opponent:	5-2
Inside The Pit:	12-2
On the Road:	4-5
At a neutral site:	0-3
Against ranked teams:	0-1
In cherry jerseys:	4-6
In silver jerseys:	4-1
In white jerseys:	5-3
In camo jerseys:	1-0
In turquoise jerseys:	1-0
In anthracite jerseys:	
In pink jerseys:	1-0
In November:	4-1
In December:	4-5
In January:	5-2
In February:	3-2
In March:	
When UNM scores less than 50 points:	
When UNM scores 50-60 points:	0-2
When UNM scores 60-70 points:	0-2
When UNM scores 70-80 points:	8-4
When UNM scores 80+ points:	8-2

## SCORING MARGIN BREAKDOWN

Total	1	2	3	4	5	6	7	8	9	10	11-15	16-20	21+
Win	0	0	0	1	1	0	0	0	1	0	3	6	3
Loss	1	1	0	0	1	0	1	2	0	0	2	0	2

## CHARTING THE NUMBERS

	Season	Career
<b>Double-Digit Scoring Games</b>		
Elijah Brown	25 (15-10)	25 (15-10)
Tim Williams	23 (15-8)	23 (15-8)
Cullen Neal	17 (10-7)	28 (21-7)
Obij Aget	8 (4-4)	16 (8-8)
Sam Logwood	3 (2-1)	9 (5-4)
Xavier Adams	3 (2-1)	4 (2-2)
Jordan Hunter	1 (0-1)	1 (0-1)
Dane Kuiper	1 (1-0)	1 (1-0)
Anthony Mathis	1 (1-0)	1 (1-0)
Devon Williams		7 (5-2)
<b>20-Point Games</b>		
Elijah Brown	15 (9-6)	15 (9-6)
Tim Williams	11 (7-4)	11 (7-4)
Cullen Neal	4 (3-1)	7 (6-1)
<b>Scoring Leaders</b>		
Elijah Brown	17 (10-7)	17 (10-7)
Tim Williams	6 (3-3)	6 (3-3)
Cullen Neal	3 (3-0)	7 (7-0)
Obij Aget		4 (1-3)
Sam Logwood		2 (2-0)
Devon Williams		2 (1-1)
<b>10+ Rebound Games</b>		
Tim Williams	5 (4-1)	5 (4-1)
Obij Aget	3 (2-1)	7 (3-4)
Elijah Brown	1 (0-1)	1 (0-1)
Devon Williams		1 (0-1)
<b>Rebounding Leaders</b>		
Tim Williams	15 (9-6)	15 (9-6)
Obij Aget	7 (6-1)	19 (9-9)
Elijah Brown	6 (4-2)	6 (4-2)
Sam Logwood	1 (1-0)	2 (2-0)
Devon Williams		2 (1-1)
J.J. N'Ganga		2 (1-1)
Tim Jacobs		2 (1-1)
Joe Furstinger		1 (0-1)
<b>Double-Doubles</b>		
Tim Williams	5 (4-1)	5 (4-1)
Obij Aget	3 (2-1)	7 (3-4)
Elijah Brown	1 (0-1)	1 (0-1)
Devon Williams		1 (0-1)
<b>Assist Leaders</b>		
Cullen Neal	18 (12-6)	21 (15-6)
Elijah Brown	10 (7-3)	10 (7-3)
Sam Logwood	3 (0-3)	5 (1-4)
Tim Jacobs	2 (1-1)	14 (6-8)
Dane Kuiper	2 (2-0)	2 (2-0)
Tim Williams	1 (1-0)	1 (1-0)
Joe Furstinger	1 (0-1)	1 (0-1)
Jordan Hunter	1 (1-0)	1 (1-0)
Xavier Adams	1 (1-0)	1 (1-0)
Devon Williams		1 (0-1)

\* ( ) Team's record in those games

\* Game highs include games when tied with another player

# THE LAST TIME IT HAPPENED

## NEW MEXICO

### As A Team:

Scored 100 Points:	109 - Charleston Southern (11-17-13)
Scored 90-99 Points:	91 - Oral Roberts (12-1-15)
Scored 80-89 Points:	80 - Boise State (2-17-16)
Scored Less Than 50 Points:	46 - San Diego State (2-17-15)
Scored Less Than 40 Points:	34 - at #25 San Diego State (1-26-13)
Won By 30 Points:	W, 88-52 - Alabama A&M (11-17-13)
Won By 20 Points:	W, 85-55 - Air Force (1-27-16)
Lost By 20-29 Points:	L, 59-82 - vs. Washington State (12-25-15)
Lost By 30 Points:	L, 96-66 - vs. BYU (12-23-15)
Shot 65% Or Better:	69.2% (27-39) - at Air Force (1-15-05)
Shot 60% Or Better:	63.0% (29-46) - Air Force (1-27-16)
Shot Less Than 35%:	33.8% (24-71) - at San Diego State (2-6-16)
Shot Less Than 30%:	29.8% (14-47) - at San Diego State (1-6-15)
Shot 60% 3FG Or Better:	70% (7-10) - at San Jose State (1-23-16)
Shot Less Than 30% 3FG:	25% (5-20) - at San Diego State (2-6-16)
Made 10 Three-Pointers:	10 (of 22) - vs. Auburn (12-22-15)
Shot 85% On Free Throws:	85.7% (24-28)- at Boise State (1-30-16)
Shot Less Than 50% On FTs:	45.5% (5-11) - at Air Force (3-9-13)
Had 50 Rebounds:	58 - vs. UAB (11-21-13)
Had 20 Offensive Rebounds:	23 - at USC (11-21-15)
Had 20 Assists:	22 - Rice (12-19-15)
Had 20 Turnovers:	20 - Air Force (1-27-16)
Had Less Than 10 Turnovers:	9 - UNLV (2-21-15)
Had 10 Steals:	10 - Utah State (1-9-16)
Had 10 Blocks:	12 - vs. UMass (11-22-13)
Had Two or More 20-Point Scorers:	at Utah State (2-9-16) Elijah Brown (22) & Tim Williams (21)
Had 6 Double-Digit Scorers:	North Dakota (1-7-12)
Had 5 Double-Digit Scorers:	Wyoming (1-16-16)
Had No Double-Digit Scorers:	at San Diego State (1-6-15)
Had Two 10+ Rebounders:	at USC (11-21-15) Tim Williams (15) & Obij Aget (11)
Scored 50 Points In 1st Half:	52 - Oral Roberts (12-1-15)
Scored 50 Points In 2nd Half:	51- at USC (11-21-15)
Scored 20 Or Fewer Points In 1st Half:	17 - Wyoming (3-7-15)
Scored 20 Or Fewer Points In 2nd Half:	15 - at #25 San Diego State (1-26-13)
Failed To Make a 3FG:	(0-10) - vs. Washington State (12-25-15)
Defeated a Ranked Team:	W, 66-53 vs. #24/#24 Colorado State (1-3-15)
Lost To a Ranked Team:	L, 70-58 at #11/#11 Purdue (12-5-15)
Won an OT Game:	W, 52-49 vs. Wyoming (3-7-15)
Lost an OT Game:	L, 78-71 at San Diego State (2-6-16)
Won a 2OT Game:	W, 97-94 vs. UAB (11-21-13)
Lost a 2OT Game:	L, 73-76 at Dayton (1-1-10)
Won a 3OT Game:	W, 104-99, Fresno State (3-8-96)
Lost a 3OT Game:	Never
As An Individual:	
Had a Triple-Double:	Luc Longley (17 pts, 14 rebs, 10 assts) vs. Penn State (3-28-90)
Had a Double-Double (Pts/Reb):	Tim Williams (16 pts & 10 rebs) Air Force (1-27-16)
Had a Double-Double (Pts/Asst):	Kendall Williams (11 pts & 10 assts) at Nevada (3-2-14)
Scored 20+ Pts with 10+ Rebs:	Tim Williams (22 pts & 10 rebs) at San Jose State (1-23-16)
Scored 30 Points:	Elijah Brown (30) at Boise State (1-30-16)
Scored 30 Points (MW Only):	Elijah Brown (30) at Boise State (1-30-16)
Scored 20 Points:	Elijah Brown (26) Boise State (2-17-16)
Scored 20 Points (MW Only):	Elijah Brown (26) Boise State (2-17-16)
Had 20 Rebounds:	Drew Gordon (20) UNLV (2-18-12)
Had 15 Rebounds:	Tim Williams (15) at USC (11-21-15)
Had 10 Assists:	Kendall Williams (10) at Nevada (3-2-14)
Had 5 Steals:	Demetrius Walker (5) Montana (12-20-11)
Had 5 Blocks:	Obij Aget (5) vs. Rice (12-19-15)

## VERSUS NEW MEXICO

### As A Team:

Scored 100 Points:	103 - New Mexico State (12-5-06)
Scored 90 Points:	96 - vs. BYU (12-23-15)
Scored 80-89 Points:	80 - at Utah State (2-9-16)
Scored Less Than 50 Points:	49 - Wyoming (3-7-15)
Scored Less Than 40 Points:	38 - Wyoming (2-11-12)
Shot 50% Or Better:	50% (31-62) - Boise State (2-17-16)
Shot Less Than 35%:	30.4% (17-56) - San Jose State (2-13-16)
Shot Less Than 30%:	27.6% (16-58) - Air Force (1-27-16)
Shot 50% 3FG Or Better:	55% (11-20) - vs. Washington State (12-25-15)
Shot Less Than 20% 3FG:	14.8% (4-27) - at San Diego State (2-6-16)
Made 10 Three-Pointers:	12 (of 26) - UNLV (2-2-16)
Shot 75% On Free Throws:	75% (21-28) - at Utah State (2-9-16)
Shot Less Than 50% On FT's:	43.8% (7-16) - Boise State (2-17-16)
Had 50 Rebounds:	51 - at Purdue (12-5-15)
Had 20 Offensive Rebounds:	21 - at Fresno State (1-2-16)
Had 20 Assists:	27 - vs. Washington State (12-25-15)
Had 20 Turnovers:	21 - vs. BYU (12-23-15)
Had Less Than 10 Turnovers:	9 - at Boise State (1-30-16)
Had 10 Steals:	10 - Air Force (1-27-16)
Had 10 Blocks:	11 - at USC (11-21-15)
Had 30-Point and 20-Point Scorers:	vs. BYU (12-23-15) Chase Fischer (41) & Nick Emory (20)
Had Two or More 20-Point Scorers:	vs. Auburn (12-22-15) Kareem Canty (27) & T.J. Dunans (20)
Had 6 Double-Digit Scorers:	TCU (2-25-12)
Had 5 Double-Digit Scorers:	UNLV (2-2-16)
Had No Double-Digit Scorers:	ULM (12-13-14)
Had Two 10+ Rebounders:	USC (11-30-14) Darion Clark (11) & Nikola Jovanovic (16)
Scored 50+ Points In 1st Half:	50 - UTEP (12-3-06)
Scored 50+ Points In 2nd Half:	52 - at UNLV (1-12-16)
Scored 20 Or Less Points In 1st Half:	18 - Utah State (1-9-16)
Scored 20 Or Less In 2nd Half:	19 - New Mexico State (12-3-14)
Scored 15 Or Less Points In 1st Half:	14 - Wyoming (3-7-15)
Failed To Make a 3FG:	(0-7) - New Mexico State (12-16-15)
As An Individual:	
Had a Double-Double (Pts/Reb):	James Webb III (18 pts & 13 rebs) Boise State (2-17-16)
Had a Double-Double (Pts/Asst):	Ike Iroegbu (17 pts & 11 assts) vs. Washington State (12-25-15)
Had 20+ Points & 10+ Rebounds:	Shevon Thompson (21 pts & 19 rebs) George Mason (11-21-14)
Scored 30+ Points in Back-to-Back Games Vs. UNM:	Derrick Marks Boise State 31 points (1-18-15) & 30 points (2-24-15)
Scored 30 Points:	Anthony Drmic (30) - Boise State (2-17-16)
Scored 30 Points (MW Only):	Anthony Drmic (30) - Boise State (2-17-16)
Scored 20 Points:	Jeremy Hemsley (23) - at San Diego State (2-6-16)
Scored 20 Points (MW Only):	Jeremy Hemsley (23) - at San Diego State (2-6-16)
Had 20 Rebounds:	Ryan Watkins (22) - Boise State (1-21-14)
Had 15 Rebounds:	Stephen Zimmerman, Jr. (15) - at UNLV (1-12-16)
Had 10 Assists:	Mikey Thompson (10) - at Boise State (1-30-16)
Had 5 Steals:	Mikey Thompson (10) - at Boise State (1-30-16)
Had 5 Blocks:	Stephen Zimmerman, Jr., (21) - UNLV (2-2-16)

# WISEPIES ARENA AKA THE PIT



## WHAT THEY ARE SAYING

"What a terrific atmosphere for college basketball. Great building... Great history... 18,000 screaming fans. It's big time college hoops, baby!"  
- Dick Vitale, ESPN

"I consider the game we played in Albuquerque in 1978 one of the most exciting of my career. The Pit is the toughest place to play because of their tremendous atmosphere."

-Jim Boeheim, Syracuse head coach

"When you go into a place like The Pit, there will be challenge different from a regular road game. The crowd can dictate the tempo and momentum. The Pit crowd forces you to be patient."

-Lute Olsen, former Arizona head coach

"A mile high but 37 feet underground, the Pit in Albuquerque has been the site of many mind-blowing college basketball games, including North Carolina State's upset of Houston in '83 and just about any New Mexico home game. The noise created by fans, which has been measured at 125 decibels -- the pain threshold for the human ear is 130 -- is a palpable force."

-Sports Illustrated

- Voted one of "The Top Five Loudest, Most Intimidating Places to Play" by NCAA.com
- Ranked in the top 20 sporting venues of the 20th century by Sports Illustrated
- USA Today ranked The Pit in its "Ten Great Places to Get Pumped for NCAA Action"
- According to Fox Sports, it's one of the top ten "old school" college basketball arenas in the country

## ONE OF THE GREATEST GAMES EVER PLAYED

WisePies Arena aka The Pit was the site of one of the greatest college basketball games ever played. It hosted the 1983 national championship game that saw the NC State Wolfpack upset Hakeem Olajuwon, Clyde Drexler and the Houston Cougars. Coach Jimmy Valvano and the Wolfpack downed the Cougars on a last second put back by Lorenzo Charles. The iconic shot of the late Valvano running onto the court looking for a hug is one of the lasting images in college basketball history.

## ABOUT WISEPIES ARENA AKA THE PIT

- Built in 1966 (\$1.4 million)
- Capacity of 15,411 (previously 18,018)
- \$60 million renovation was completed in 2010
- New floor installed before the 2013-14 season
- Seating includes 40 suites and a club area
- Officially named WisePies Arena on Dec. 1, 2014 after \$5 million gift for naming rights by local New Mexico business. It is still referred to as The Pit, its officially-recognized nickname.
- Less than 30 of 345 NCAA Division I basketball programs play in a college-only arena named after a business or organization founded or headquartered in its home state.
- The Lobos have averaged an astounding 15,410 fans the past 49 years, an amazing 95% of capacity
- Has ranked in the top 25 in attendance nationally every season since the 1966-67 season with 35 seasons in the top ten in the NCAA in attendance
- Led the Mountain West in attendance in 10 of the conference's 15 years of existence
- New Mexico's all-time winning percentage in WisePies Arena aka The Pit is over 81 percent.
- The floor is named Bob King Court in honor of the former head coach who led the Lobos from 1963 to 1972.

# 2015-16 BOX SCORES



**GM #1: NEW MEXICO 86, TEXAS SOUTHERN 57**  
**FRI., NOV. 13, 2015 \* ALBUQUERQUE, N.M.**



## Texas Southern 57 • 0-1

#	Player	Total		3-Ptr		Rebounds		PF	TP	A	TO	Blk	Stl	Min	
		FG-FGA	FG-FGA	FT-FTA	Off	Def	Tot								
02	Thomas, Chris	f	2-8	0-2	3-7	2	2	4	2	7	2	4	0	1	29
04	Rodriguez, Jose	f	3-5	0-1	1-2	0	1	1	3	7	3	4	0	1	24
11	Riley, Malcolm	f	6-10	3-5	5-7	0	2	2	5	20	0	3	0	3	30
24	Coleman, Orlando	f	2-8	1-4	0-0	2	5	7	3	5	0	1	0	2	34
03	Blanks, David	g	2-9	1-5	2-3	1	2	3	2	7	3	3	0	2	20
05	Bynum, Tyree	g	1-3	1-2	2-2	1	2	3	1	5	0	1	0	0	15
20	Martin, Jerron	g	0-0	0-0	0-0	0	0	0	0	0	0	0	0	0	6
25	Friar, Joshua	g	0-0	0-0	0-0	0	0	0	0	1	0	0	0	0	2
33	Carey, Brian	g	1-6	0-2	2-2	1	1	2	2	4	2	2	0	0	26
40	Davis II, Jermaine	g	0-0	0-0	2-3	1	0	1	4	2	0	1	0	0	14
Team						1	0	1							
Totals			17-49	6-21	17-26	9	15	24	23	57	10	19	0	9	200

FG % 1st Half: 9-26 34.6% 2nd half: 8-23 34.8% Game: 17-49 34.7%  
 3FG % 1st Half: 4-13 30.8% 2nd half: 2-8 25.0% Game: 6-21 28.6%  
 FT % 1st Half: 5-9 55.6% 2nd half: 12-17 70.6% Game: 17-26 65.4%

Deadball  
Rebounds  
4,2

## New Mexico 86 • 1-0

#	Player	Total			3-Ptr		Rebounds			PF	TP	A	TO	Blk	Stl	Min
		FG-FGA	FG-FGA	FT-FTA	Off	Def	Tot									
20	LOGWOOD, Sam	f	2-4	0-1	1-3	0	3	3	2	5	2	0	0	0	1	18
32	WILLIAMS, Tim	f	7-8	0-0	3-4	1	4	5	2	17	0	0	2	0	29	
11	AGET, Obij	c	2-2	0-0	2-2	3	3	6	1	6	0	2	1	0	15	
01	NEAL, Cullen	g	8-15	2-6	4-4	0	2	2	1	22	4	3	0	2	31	
04	BROWN, Elijah	g	6-9	2-5	2-3	1	2	3	2	16	6	1	1	1	24	
03	HUNTER, Jordan	g	0-1	0-0	0-0	0	0	0	0	0	1	0	0	0	5	
12	WILLIAMS, Devon	g	0-0	0-0	2-4	0	3	3	3	2	0	0	0	0	14	
14	KUIPER, Dane	g	0-2	0-1	1-2	0	0	0	0	1	1	1	0	1	8	
21	ADAMS, Xavier	g	3-4	1-1	0-0	2	2	4	4	7	3	0	0	0	14	
23	FURSTINGER, Joe	g	2-2	0-0	1-2	0	2	2	4	5	1	2	1	1	16	
25	JACOBS, Tim	g	1-1	0-0	0-0	0	1	1	1	2	0	1	0	1	10	
31	MATHIS, Anthony	g	0-4	0-3	0-0	0	0	0	3	0	2	2	0	1	13	
33	SCEKIC, Nikola	g	1-2	0-0	1-1	1	2	3	2	3	0	1	0	0	3	
Team						0	3	3								
Totals			32-54	5-17	17-25	8	27	35	25	86	20	13	5	9	200	


FG % 1st Half: 21-29 72.4% 2nd half: 11-25 44.0% Game: 32-54 59.3%  
 3FG % 1st Half: 3-8 37.5% 2nd half: 2-9 22.2% Game: 5-17 29.4%  
 FT % 1st Half: 9-11 81.8% 2nd half: 8-14 57.1% Game: 17-25 68.0%

Deadball  
Rebounds  
5,1


Officials: Dan Chrisman, Doran Gotschall, Brad Ferrie  
 Technical fouls: Texas Southern-None. New Mexico-None.  
 Attendance: 12269

Score by periods	1st	2nd	Total
Texas Southern	27	30	57
New Mexico	54	32	86

Points	In	Off	2nd	Fast	Bench
TSUM	22	15	1	6	11
NM	50	27	12	18	20



**GM #2: NEW MEXICO 83, NEW MEXICO STATE 74**  
**SUN., NOV. 15, 2015 \* LAS CRUCES, N.M.**



## New Mexico 83 • 2-0

#	Player		Total	3-Ptr	Rebounds									
			FG-FGA	FG-FGA	FT-FTA	Off	Def	TP	PF	TP	A	TO	Blk	Stl
20	LOGWOOD, Sam	f	3-7	2-2	1-1	4	1	5	2	9	0	1	1	0
32	WILLIAMS, Tim	f	4-8	0-0	0-0	2	2	4	4	8	0	1	1	0
11	AGET, Obij	c	3-5	0-0	0-0	4	2	6	5	6	0	1	0	0
01	NEAL, Cullen	g	6-16	2-5	4-4	0	5	5	3	18	2	3	0	0
04	BROWN, Elijah	g	8-17	2-7	13-14	2	4	6	2	31	2	2	0	0
03	HUNTER, Jordan	g	1-1	1-1	0-0	0	1	1	0	3	1	0	0	0
12	WILLIAMS, Devon	g	0-1	0-0	2-2	0	0	0	1	2	0	1	0	0
14	KUIPER, Dane	g	0-0	0-0	0-0	0	0	0	0	0	0	1	0	0
21	ADAMS, Xavier	g	1-2	0-1	0-0	1	1	2	1	2	0	0	0	0
23	FURSTINGER, Joe	g	1-1	0-0	0-0	0	2	2	4	2	0	1	0	0
25	JACOBS, Tim	g	0-1	0-0	2-2	0	1	1	0	2	0	0	0	0
31	MATHIS, Anthony	g	0-1	0-1	0-0	0	0	0	1	0	0	0	0	1
33	SCEKIC, Nikola	g	0-0	0-0	0-0	0	1	1	4	0	0	1	0	0
	Team					1	3	4						
Totals			27-60	7-17	22-23	14	23	37	27	83	5	12	2	1

FG % 1st Half: 11-28 39.3% 2nd half: 16-32 50.0% Game: 27-60 45.0%  
 3FG % 1st Half: 3-8 37.5% 2nd half: 4-9 44.4% Game: 7-17 41.2%  
 FT % 1st Half: 14-15 93.3% 2nd half: 8-8 100.0% Game: 22-23 95.7%

Deadball  
Rebounds  
1

## New Mexico State 74 • 1-1

#	Player		Total		3-Ptr		Rebounds		PF	TP	A	TO	Blk	Stl	Min	
			FG-FGA	FG-FGA	FT-FTA	Off	Def	Tot								
43	Siakam, Pascal	f	8-16	0-1	7-12	3	5	8	3	23	1	2	4	1	39	
21	Bhullar, Tanveer	c	2-4	0-1	5-6	6	3	9	1	9	0	2	0	0	32	
02	Huggins, Braxton	g	5-13	1-7	3-4	1	3	4	4	14	1	0	0	0	22	
04	Baker, Ian	g	6-15	3-10	4-4	0	1	1	2	19	2	0	0	0	38	
05	Taylor, Matt	g	2-5	1-1	0-0	3	2	5	4	5	1	2	0	1	29	
10	Browne, Rashawn	g	0-2	0-1	0-0	0	1	1	1	0	0	0	0	1	4	
15	Esparza, Rene	g	0-1	0-1	0-0	0	0	0	0	2	0	0	0	0	8	
20	Ndir, Sidy	g	0-2	0-2	0-0	0	0	0	0	2	0	1	0	0	3	
22	Chuha, Eli	g	0-1	0-0	0-0	0	1	1	1	0	0	1	0	0	9	
35	Pennie, Jalyn	g	2-3	0-0	0-0	2	2	4	0	4	1	0	0	0	16	
Team						0	1	1								
Totals				25-62	5-24	19-26	15	19	34	20	74	7	9	4	3	200

FG % 1st Half: 12-26 46.2% 2nd half: 13-36 36.1% Game: 25-62 40.3%  
 3FG % 1st Half: 3-10 30.0% 2nd half: 2-14 14.3% Game: 5-24 20.8%  
 FT % 1st Half: 11-14 78.6% 2nd half: 8-12 66.7% Game: 19-26 73.1%

Deadball  
Rebounds  
6

Officials: Randy McCall, David Hall, Eric Curry  
 Technical fouls: New Mexico-None. New Mexico State-None.  
 Attendance: 6796

At 11:16 in the second half UNM injured player caused an 14 min delay

Score by periods	1st	2nd	Total
New Mexico	39	44	83
New Mexico State	38	36	74

Points	In	Off	2nd	Fast	Bench
NM	16	15	20	0	11
NMSU	26	10	21	0	4



**GM #3: NEW MEXICO 75, LOYOLA-CHICAGO 51**  
**WED., NOV. 18, 2015 \* ALBUQUERQUE, N.M.**



## Loyola-Chicago 51 • 2-1

#	Player		Total		3-Ptr		Rebounds		PF	TP	A	TO	Blk	Stl	Min
			FG-FGA	FG-FGA	FT-FTA	Off	Def	Tot							
00	Ingram, Donte	f	1-9	0-2	0-0	2	4	6	0	2	1	0	0	0	22
24	James, Montel	f	2-8	0-1	4-6	3	3	6	1	8	0	2	0	1	27
02	Peterson, Earl	g	4-8	1-2	0-1	0	0	0	3	9	1	0	0	0	25
04	Turk, Devon	g	5-13	1-5	0-0	0	1	1	3	11	0	1	0	1	28
35	Doyle, Milton	g	1-9	0-1	1-4	2	2	4	3	3	6	5	1	1	31
05	Adgei, Pernell	g	1-1	0-0	1-1	0	0	0	2	3	0	0	0	0	4
12	Rajala, Julius	g	1-1	0-0	0-0	1	1	2	1	2	0	0	0	0	12
13	Lisha, Glorind	g	1-1	1-1	0-0	0	0	0	0	3	0	0	0	0	1
14	Richardson, Ben	g	1-4	1-3	2-2	0	2	2	2	5	2	1	0	2	21
23	White, Jeff	g	2-3	1-2	0-0	0	0	0	2	5	1	0	0	1	18
31	Kirby, Maurice	g	0-3	0-0	0-0	0	0	0	2	0	0	1	0	0	9
33	Kennedy, Cal	g	0-0	0-0	0-0	0	0	0	0	0	0	0	0	0	2
	Team					4	0	4							
Totals			19-60	5-17	8-14	12	13	25	17	51	11	10	1	6	200

FG % 1st Half: 7-28 25.0% 2nd half: 12-32 37.5% Game: 19-60 31.7%  
 3FG % 1st Half: 1-9 11.1% 2nd half: 4-8 50.0% Game: 5-17 29.4%  
 FT % 1st Half: 4-6 66.7% 2nd half: 4-8 50.0% Game: 8-14 57.1%

Deadball  
Rebounds  
3,1

## New Mexico 75 • 3-

# 2015-16 BOX SCORES



## GM #5: NEW MEXICO 75, NICHOLLS STATE 63 WED., NOV. 25, 2015 \* ALBUQUERQUE, N.M.



### Nicholls State 63 • 1-3

#	Player	Total		3-Ptr		Rebounds			PF	TP	A TO Blk Stl				Min
		FG-FGA	FG-FGA	FT-FTA	Off Def Tot	PF	TP	A TO Blk Stl							
14	Frye, Ja'Dante'	f	7-18	1-5	7-8	3	4	7	0	22	1	2	0	3	35
44	Kamber, Luka	f	2-10	2-10	0-0	1	3	4	1	6	1	1	0	0	31
24	Thomas, Liam	c	1-5	0-3	0-0	0	4	4	4	2	2	0	1	0	23
05	O'Neal, Tre	g	0-2	0-0	1-2	1	0	1	1	1	4	2	0	1	25
22	Carpenter, T.J.	g	4-8	2-6	0-0	0	3	3	3	10	1	1	0	0	14
01	Nelson, Marquis	g	0-1	0-1	0-0	0	0	0	0	0	0	0	0	0	2
02	Caudill, Kyle	g	2-5	0-0	0-2	1	2	3	4	4	0	1	0	0	9
10	Young, Zach	g	0-0	0-0	0-0	0	1	1	0	0	1	0	0	0	2
11	Ward, Adam	g	1-4	0-0	0-2	2	3	5	1	2	1	1	2	0	15
13	Bell, Johnathan	g	3-8	3-5	4-5	2	3	5	3	13	1	2	0	2	22
12	Rillieux, Shane	g	0-1	0-0	0-0	0	1	1	2	0	1	1	0	0	15
23	Thomas, Quinton	g	1-2	1-2	0-0	0	1	1	1	3	0	1	0	0	7
Team						1	3	4	1						
Totals			21-64	9-32	12-19	11	28	39	21	63	13	12	3	6	200

FG % 1st Half: 13-32 40.6% 2nd half: 8-32 25.0% Game: 21-64 32.8%  
 3FG % 1st Half: 6-15 40.0% 2nd half: 3-17 17.6% Game: 9-32 28.1%  
 FT % 1st Half: 3-4 75.0% 2nd half: 9-15 60.0% Game: 12-19 63.2%

Deadball  
Rebounds  
2,1

### New Mexico 75 • 4-1

#	Player	Total		3-Ptr		Rebounds			PF	TP	A TO Blk Stl				Min
		FG-FGA	FG-FGA	FT-FTA	Off Def Tot	PF	TP	A TO Blk Stl							
20	LOGWOOD, Sam	f	2-4	1-2	1-2	1	3	4	2	6	2	4	1	2	19
32	WILLIAMS, Tim	f	3-8	0-0	4-4	3	9	12	1	10	2	1	0	1	29
11	AGET, Obij	c	3-3	0-0	3-4	2	6	8	1	9	0	0	0	0	16
01	NEAL, Cullen	g	5-18	2-9	0-2	0	3	3	3	12	5	1	0	1	29
04	BROWN, Elijah	g	5-12	2-9	6-6	2	7	9	2	18	5	2	0	2	30
03	HUNTER, Jordan	g	1-1	0-0	0-0	0	1	1	0	2	0	1	0	0	2
14	KUIPER, Dane	g	0-1	0-1	0-0	0	0	0	1	0	1	0	0	0	6
21	ADAMS, Xavier	g	0-2	0-0	0-0	0	0	0	0	1	0	0	0	0	13
23	FURSTINGER, Joe	g	0-3	0-0	0-0	1	1	2	3	4	0	1	0	1	8
25	JACOBS, Tim	g	2-3	0-0	0-0	0	0	0	3	4	0	0	3	2	25
31	MATHIS, Anthony	g	0-0	0-0	1-2	0	2	2	1	1	3	0	0	0	13
33	SCEKIC, Nikola	g	2-7	1-6	2-3	0	1	1	2	7	1	1	0	0	14
Team			1-1	0-0	0-0	0	0	0	1	2	1	0	0	0	9
Totals			26-63	6-29	17-23	10	35	45	21	75	20	11	4	9	200

FG % 1st Half: 11-28 39.3% 2nd half: 15-35 42.9% Game: 26-63 41.3%  
 3FG % 1st Half: 3-16 18.8% 2nd half: 3-13 23.1% Game: 6-29 20.7%  
 FT % 1st Half: 14-16 87.5% 2nd half: 3-7 42.9% Game: 17-23 73.9%

Deadball  
Rebounds  
4,2

Officials: David Hall, Ronnie Hernandez, Winston Stith  
 Technical fouls: Nicholls State-Carpenter, T.J. 2. New Mexico-ADAMS, Xavier;  
 BROWN, Elijah.  
 Attendance: 12383

Score by periods	1st	2nd	Total
Nicholls State	35	28	63
New Mexico	39	36	75

Points	In	Off	2nd	Fast	Bench
NICH	20	12	9	7	22
NM	34	14	7	22	20



## GM #6: NEW MEXICO 91, ORAL ROBERTS 75 TUE., DEC. 1, 2015 \* ALBUQUERQUE, N.M.



### Oral Roberts 75 • 6-2

#	Player	Total		3-Ptr		Rebounds			PF	TP	A TO Blk Stl				Min
		FG-FGA	FG-FGA	FT-FTA	Off Def Tot	PF	TP	A TO Blk Stl							
05	Brandon Conley	f	8-12	0-0	0-0	6	6	12	1	16	1	4	2	0	28
44	Albert Owens	c	1-5	0-0	0-0	0	2	2	3	2	0	1	1	0	22
02	Aaron Anderson	g	2-5	0-1	3-4	0	9	9	5	7	5	6	0	2	26
10	Jalen Bradley	g	4-11	1-5	2-2	1	2	4	2	11	4	0	0	2	27
15	Obi Emegano	g	8-21	2-5	7-7	2	2	4	4	25	0	3	1	2	40-
00	Aaron Young	g	1-4	0-2	0-0	1	0	1	2	2	0	0	0	0	13
01	DaQuan Jeffries	g	2-5	1-2	0-0	2	0	2	4	5	1	1	2	0	25
03	Kris Martin	g	1-3	1-1	4-6	0	4	4	2	7	1	1	0	1	14
20	Tre Vance	g	0-0	0-0	0-0	1	0	1	1	0	0	0	0	0	1
33	Darian Harris	g	0-1	0-1	0-0	0	0	0	0	0	0	0	0	0	4
Team						0	1	1							
Totals			27-67	5-17	16-19	13	25	38	24	75	12	16	6	7	200

FG % 1st Half: 10-32 31.3% 2nd half: 17-35 48.6% Game: 27-67 40.3%  
 3FG % 1st Half: 2-11 18.2% 2nd half: 3-6 50.0% Game: 5-17 29.4%  
 FT % 1st Half: 5-6 83.3% 2nd half: 11-13 84.6% Game: 16-19 84.2%

### New Mexico 91 • 5-1

#	Player	Total		3-Ptr		Rebounds			PF	TP	A TO Blk Stl				Min
		FG-FGA	FG-FGA	FT-FTA	Off Def Tot	PF	TP	A TO Blk Stl							
20	LOGWOOD, Sam	f	2-5	1-2	1-2	1	1	2	3	6	1	0	1	1	23
32	WILLIAMS, Tim	f	10-15	0-0	3-6	2	10	12	0	23	0	3	2	1	34
11	AGET, Obij	c	2-3	0-0	2-2	1	2	3	4	6	0	4	0	0	21
01	NEAL, Cullen	g	10-20	4-7	5-6	0	2	2	2	29	7	4	0	1	35
04	BROWN, Elijah	g	5-12	4-9	1-2	2	5	7	2	15	5	1	0	2	34
03	HUNTER, Jordan	g	1-2	0-1	0-0	0	0	0	0	2	1	0	0	0	4
14	KUIPER, Dane	g	0-0	0-0	0-0	0	1	1	2	0	1	0	0	0	3
21	ADAMS, Xavier	g	0-2	0-0	0-0	0	0	0	3	0	2	0	0	0	13
23	FURSTINGER, Joe	g	0-3	0-0	1-2	3	2	5	2	1	0	0	0	0	8
25	JACOBS, Tim	g	2-2	0-0	2-2	0	2	2	1	6	4	1	0	1	14
31	MATHIS, Anthony	g	1-1	1-1	0-0	0	0	0	0	3	1	0	0	0	7
33	SCEKIC, Nikola	g	0-2	0-0	0-0	0	0	0	0	0	0	0	0	0	4
Team						1	2	3							
Totals			33-67	10-20	15-22	10	27	37	20	91	22	13	3	6	200

FG % 1st Half: 20-34 58.8% 2nd half: 13-33 39.4% Game: 33-67 49.3%  
 3FG % 1st Half: 8-11 72.7% 2nd half: 2-9 22.2% Game: 10-20 50.0%  
 FT % 1st Half: 4-5 80.0% 2nd half: 11-17 64.7% Game: 15-22 68.2%

Officials: Michael Irving, Steve Olson, Randy Heimerman  
 Technical fouls: Oral Roberts-None. New Mexico-None.  
 Attendance: 11585

Score by periods	1st	2nd	Total
Oral Roberts	27	48	75
New Mexico	52	39	91

Points	In	Off	2nd	Fast	Bench
ORU	34	16	14	17	14
NM	36	16	7	31	12



## GM #8: NEW MEXICO 76, NORTHERN IOWA 57 SAT., DEC. 12, 2015 \* ALBUQUERQUE, N.M.



### Northern Iowa 57 • 6-3

#	Player	Total		3-Ptr		Rebounds			PF	TP	A TO Blk Stl				Min
		FG-FGA	FG-FGA	FT-FTA	Off Def Tot	PF	TP	A TO Blk Stl							
25	Koch, Bennett	f	1-3	0-0	1-2	0	2	2	1	3	0	2	0	0	26
04	Jespersion, Paul	g	4-10	2-8	1-2	1	5	6	5	11	1	0	1	0	32
05	Bohannon, Matt	g	4-10	1-6	0-0	0	6	6	2	9	1	2	0	1	37
11	Washpun, Wes	g	4-8	0-2	2-4	0	1	1	4	10	5	5	1	2	34
20	Morgan, Jeremy	g	4-6	1-2	0-0	3	4	7	5	9	4	0	1	2	28
01	Austin, Aarias	g	0-0	0-0	0-0	0	0	0	0	0	0	0	0	0	1
02	Carlson, Clint	g	0-3	0-0	3-4	2	0	2	1	3	0	1	0	0	9
03	Friedman, Ted	g	0-0	0-0	0-0	0	0	0	0	0	0	0	0	0	6
33	Lohaus, Wyatt	g	5-10	2-7	0-0	0	0	0	1	12	1	4	0	1	27
Team						0	1	1							
Totals			22-50	6-25	7-12	6	19	25	19	57	12	15	3	6	200

FG % 1st Half: 10-24 41.7% 2nd half: 12-26 46.2% Game: 22-50 44.0%  
 3FG % 1st Half: 3-12 25.0% 2nd half: 3-13 23.1% Game: 6-25 24.0%  
 FT % 1st Half: 4-5 80.0% 2nd half: 3-7 42.9% Game: 7-12 58.3%

### New Mexico 76 • 6-2

#	Player	Total		3-Ptr	Rebounds			PF	TP	A	TO	Blk	Stl	Min
		FG-FGA	FG-FGA	FT-FTA	Off	Def	Tot							
20	LOGWOOD, Sam	f	2-3	1-1	1-3	3	4	7	3	6	1	3	0	22
32	WILLIAMS, Tim	f	6-11	0-0	7-9	0	6	6	1	19	2	3	1	35
11	AGET, Obij	c	3-4	0-0	2-3	2	2	4	4	8	0	1	0	26
01	NEAL, Cullen	g	1-11	0-5	0-1	0	2	2	1	2	5	2	0	32
04	BROWN, Elijah	g	9-15	2-6	5-6	0	7	7	2	25	2	1	0	38
03	HUNTER, Jordan		2-3	2-3	0-0	0	2	2	1	6	1	1	0	15
21	ADAMS, Xavier		1-2	0-0	0-0	2	1	3	1	2	2	1	0	16
23	FURSTINGER, Joe		2-3	0-0	1-1	1	0	1	2	5	0	0	1	9
25	JACOBS, Tim		0-1	0-0	0-0	0	0	0	0	0	2	0	0	5
31	MATHIS, Anthony		1-1	1-1	0-0	0	0	0	1	3	0	0	0	2
33	SCEKIC, Nikola		0-0	0-0	0-0	0	0	0	0	0	0	1	0	0
	Team					2	2	4			1			
	Totals		27-54	6-16	16-23	10	26	36	16	76	15	13	2	200



### New Mexico State 61 • 5-5

#	Player	Total		3-Ptr		Rebounds			PF	TP	A TO Blk Stl				Min
		FG-FGA	FGA	FT-FTA	Off	Def	Total	A			TO	Blk	Stl		
11	Wilkins, Johnathon	f	4-9	0-0	0-0	0	0	0	2	8	3	1	0	0	29
43	Slakam, Pascal	f	9-13	0-0	3-6	0	4	4	4	21	0	0	1	1	29
04	Baker, Ian	g	2-4	0-1	0-0	0	1	1	0	4	2	1	0	0	10
05	Taylor, Matt	g	2-3	0-0	2-4	0	2	2	4	6	1	1	0	0	21
35	Pennie, Jalyn	g	1-6	0-0	0-0	3	1	4	3	2	4	1	3	0	32
02	Huggins, Braxton		0-2	0-1	2-2	0	0	0	0	2	0	0	0	0	3
10	Browne, Rashawn		1-3	0-1	1-6	0	2	2	2	3	5	2	0	1	26
15	Esparza, Rene		1-4	0-3	1-4	0	1	1	0	3	1	1	0	1	9
20	Ndir, Sidy		0-2	0-1	2-2	0	2	2	0	2	0	0	0	0	19
21	Bhullar, Tanveer		4-7	0-0	1-3	2	7	9	0	9	1	2	1	0	14
22	Chuha, Eli		0-0	0-0	1-2	0	1	1	0	1	0	1	0	1	8
	Team					1	1	2							
	Totals		24-53	0-7	13-29	6	22	28	15	61	17	10	5	4	200

FG % 1st Half: 13-24 54.2% 2nd half: 11-29 37.9% Game: 24-53 45.3% Deadball Rebounds 7.2  
3FG % 1st Half: 0-4 0.0% 2nd half: 0-3 0.0% Game: 0-7 0.0%  
FT % 1st Half: 6-10 60.0% 2nd half: 7-19 36.8% Game: 13-29 44.8%

### New Mexico 79 • 7-2

#	Player	Total			3-Ptr		Rebounds			PF	TP	A TO Blk Stl			Min
		FG	FGA	FG-FGA	FT	FTA	Off	Def	Tot			PF	TP	A	
20	LOGWOOD, Sam	f	2-5	1-3	5-8	1	3	4	2	10	2	0	0	0	22
32	WILLIAMS, Tim		9-15	0-0	0-0	3	4	7	3	18	1	3	1	2	33
11	AGET, Obj	c	3-3	0-0	1-1	0	1	1	3	7	0	0	2	1	22
01	NEAL, Cullen		4-11	3-7	2-2	0	4	4	2	13	9	3	0	1	34
04	BROWN, Elijah	g	7-14	3-6	3-5	1	7	8	1	20	6	2	0	1	34
03	HUNTER, Jordan		0-2	0-0	0-0	0	1	1	1	0	0	0	0	1	3
14	KUIPER, Dane		1-2	0-0	0-0	0	3	3	2	2	1	0	0	0	7
21	ADAMS, Xavier		2-4	0-1	1-1	1	1	2	2	5	0	1	0	0	11
23	FURSTINGER, Joe		0-1	0-0	0-0	0	0	0	4	0	0	0	0	0	12
25	JACOBS, Tim		0-0	0-0	0-0	0	1	1	2	0	1	0	0	0	5
31	MATHIS, Anthony		1-4	0-3	0-0	0	0	0	1	2	0	0	0	0	5
33	SCEKIC, Nikola		1-2	0-0	0-0	1	0	1	3	2	0	2	0	0	12
Team						4	4	8							
Totals			30-63	7-20	12-17	11	29	40	26	79	20	11	3	6	200

FG % 1st Half: 12-31 38.7% 2nd half: 18-32 56.3% Game: 30-63 47.6% Deadball Rebounds 3.3  
3FG % 1st Half: 4-13 30.8% 2nd half: 3-7 42.9% Game: 7-20 35.0%  
FT % 1st Half: 10-14 71.4% 2nd half: 2-3 66.7% Game: 12-17 70.6%

Officials: David Hall, Verne Harris, Kelly Self  
Technical fouls: New Mexico State-None. New Mexico-None.  
Attendance: 15362

Score by periods	1st	2nd	Total
New Mexico State	32	29	61
New Mexico	38	41	79

Points	In	Off	2nd	Fast	Bench
NMSU	36	6	8	4	20
NM	34	8	13	8	11



### Rice 90 • 5-6

#	Player	FG-FGA	3-Ptr FG-FGA	Rebounds Off Def Tot	PF	TP	A	TO	Blk	Stl	Min
04	KOULECHOV, Egor	10-16	6-10	6-7	1 4 5	1	32	3 2 1 2	3	39	
54	DRONE, Andrew	2-4	0-0	2-3	2 0 2	4	6	2 0 0 0	0	22	
01	GUERCY, Max	1-7	0-1	4-4	1 1 2	4	6	1 2 0 0	0	25	
02	EVANS, Marcus	8-18	1-7	4-6	2 6 8	5	21	4 5 0 2	3	31	
15	MENCY, Bishop	1-6	1-5	0-0	0 3 3	1	3	1 1 1 0	0	30	
00	CASHAW, Connor	5-7	3-4	1-2	0 1 1	3	14	3 2 0 2	2	29	
12	LETCHER-ELLIS, M.	2-6	0-0	3-3	1 5 6	5	7	1 1 0 4	1	19	
32	SMITH, Amir	0-0	0-0	1-2	0 1 1	1	1	0 0 0 1	5		
	Team				2 1 3						
	Totals	29-64	11-27	21-27	9 22 31	24	90	15 13 2 11		200	

FG % 1st Half: 13-31 41.9% 2nd half: 16-33 48.5% Game: 29-64 45.3% Deadball Rebounds 3.3  
3FG % 1st Half: 6-14 42.9% 2nd half: 5-13 38.5% Game: 11-27 40.7%  
FT % 1st Half: 6-7 85.7% 2nd half: 15-20 75.0% Game: 21-27 77.8%

### New Mexico 89 • 7-3

#	Player	Total		3-Ptr		Rebounds			PF	TP	A TO Blk Stl			Min	
		FG-FGA	FG-FGA	FT-FTA	Off Def Tot	PF	TP								
20	LOGWOOD, Sam	f	1-2	1-2	1-2	0	3	3	2	4	2	1	0	2	31
32	WILLIAMS, Tim	f	9-12	0-0	0-0	4	5	9	0	18	2	2	1	0	31
11	AGET, Obj	c	3-5	0-0	5-8	2	5	7	2	11	2	2	5	0	22
01	NEAL, Cullen	c	6-11	2-3	2-5	1	1	2	5	16	7	5	0	1	25
04	BROWN, Elijah	g	5-13	3-9	8-9	0	5	5	2	21	3	3	0	1	30
03	HUNTER, Jordan		2-4	1-3	0-0	0	1	1	2	5	1	3	0	0	6
14	KUIPER, Dane		1-2	0-0	0-0	0	0	0	0	2	0	0	0	0	4
21	ADAMS, Xavier		0-0	0-0	3-4	1	2	3	4	3	3	0	1	0	13
23	FURSTINGER, Joe		1-2	0-0	3-4	1	4	5	4	5	0	1	1	1	13
25	JACOBS, Tim		0-1	0-0	0-0	0	1	1	1	0	2	1	0	2	10
31	MATHIS, Anthony		0-3	0-2	0-0	0	1	1	0	0	1	0	0	0	7
33	SCEKIC, Nikola		2-4	0-0	0-0	1	0	1	0	4	0	0	0	1	8
	Team					1	1	2							
Totals			30-59	7-19	22-32	11	29	40	22	89	23	18	8	8	200

FG % 1st Half: 15-28 53.6% 2nd half: 15-31 48.4% Game: 30-59 50.8% Deadball Rebounds 3  
3FG % 1st Half: 5-12 41.7% 2nd half: 2-7 28.6% Game: 7-19 36.8%  
FT % 1st Half: 9-13 69.2% 2nd half: 13-19 68.4% Game: 22-32 68.8%

Officials: Tom O'Neill, Kevin Brill, Ryan Holmes  
Technical fouls: Rice-None. New Mexico-WILLIAMS, Tim.  
Attendance: 12507

Score by periods	1st	2nd	Total
Rice	38	52	90
New Mexico	44	45	89

Points	In	Off	2nd	Fast	Bench
RICE	30	28	9	23	22
NM	34	16	8	8	19



### Auburn 83 • 6-3, 1-0 HADHC

#	Player	Total		3-Ptr		Rebounds			PF	TP	A TO Blk Stl			Min
		FG-FGA	FG-FGA	FT-FTA	Off Def Tot	PF	TP	A TO Blk Stl						
00	Spencer,Horace	2-3	0-0	2-3	0 5 5	4	6	0 4 3 2	23		0 4 3 2	23		23
01	Canty,Kareem	9-21	5-14	4-4	1 0 1	2	27	7 2 0 3	33		7 2 0 3	33		33
04	Dunans,T.J.	6-7	1-2	7-10	0 3 3	3	20	2 2 1 2	33		2 2 1 2	33		33
12	Harris,Tyler	2-5	0-0	0-0	1 2 3	4	4	0 2 0 1	11		0 2 0 1	11		11
23	Lang,TJ	2-6	2-5	0-0	0 1 1	2	6	1 1 0 0	24		1 1 0 0	24		24
02	Brown,Bryce	1-6	1-5	0-0	1 0 1	1	3	2 2 0 1	16		2 2 0 1	16		16
05	Bowers,Cinmeon	4-8	0-2	4-7	2 10 12	3	12	0 3 1 0	30		0 3 1 0	30		30
25	Granger,Jordan	2-2	1-1	0-0	0 2 2	1	5	0 0 0 1	13		0 0 0 1	13		13
31	Waddell,Devin	0-0	0-0	0-0	1 3 4	3	0	1 1 0 1	15		1 1 0 1	15		15
44	Williams,New	0-1	0-1	0-0	1 0 1	0	0	0 0 0 0	2		0 0 0 0	2		2
Team					0 0 0									
Totals		28-59	10-30	17-24	7 26 33	23	83	13 17 5 11		200				

FG % 1st Half: 14-33 42.4% 2nd half: 14-26 53.8% Game: 28-59 47.5% Deadball Rebounds 3  
3FG % 1st Half: 6-18 33.3% 2nd half: 12-33 36.4% Game: 10-30 33.3%  
FT % 1st Half: 7-9 77.8% 2nd half: 10-15 66.7% Game: 17-24 70.8%

### New Mexico 78 • 7-4, 0-1 HADHC

#	Player	*	Total		3-Ptr		Rebounds			PF	TP	A TO Blk Stl				Min
			FG-FGA	FG-FGA	FT-FTA	Off	Def	Tot	A			TO	Blk	Stl		
01	NEAL, Cullen	*	6-17	4-10	5-6	0	3	3	4	21	3	4	0	2	38	
04	BROWN, Elijah	*	10-17	6-9	7-9	0	7	7	4	33	0	5	0	1	35	
11	AGET, Obj	*	2-2	0-0	3-4	2	7	9	2	7	0	2	2	0	34	
20	LOGWOOD, Sam	*	2-6	0-2	1-1	1	3	4	4	5	3	6	0	1	34	
32	WILLIAMS, Tim	*	4-9	0-0	2-5	0	4	4	3	10	2	0	0	0	34	
21	ADAMS, Xavier		0-0	0-0	0-2	0	0	0	2	0	0	1	0	0	6	
23	FURSTINGER, Joe		0-2	0-1	0-0	1	1	2	1	0	0	1	0	1	13	
25	JACOBS, Tim		0-0	0-0	0-0	0	0	0	0	0	0	1	0	0	3	
31	MATHIS, Anthony		1-1	0-0	0-0	0	1	1	1	2	0	0	0	0	3	
	Team					1	1	2				2				
Totals			25-54	10-22	18-27	5	27	32	21	78	8	22	2	5	200	



### New Mexico 59 • 7-6, 0-3 HADHC

#	Player	Total		3-Ptr	Rebounds			PF	TP	A	TO	Blk	Stl	Min
		FG-FGA	FT-FTA		Off	Def	Tot							
01	NEAL, Cullen	* 0-3	0-1	0-0	0	0	0	1	0	0	5	0	0	8
04	BROWN, Elijah	* 4-14	0-4	7-8	1	6	7	2	15	2	5	0	1	35
11	AGET, Obij	* 2-5	0-0	0-0	4	2	6	2	4	1	4	2	1	32
20	LOGWOOD, Sam	* 3-6	0-1	0-0	0	4	4	1	6	3	0	0	0	26
32	WILLIAMS, Tim	* 6-11	0-0	4-5	0	1	1	4	16	1	1	1	2	34
03	HUNTER, Jordan	3-6	0-3	4-5	0	2	2	0	10	2	0	0	1	28
14	KUIPER, Dane	0-1	0-0	0-0	0	0	0	0	0	0	0	1	0	2
21	ADAMS, Xavier	1-2	0-1	2-4	1	2	3	1	4	0	0	0	2	11
23	FURSTINGER, Joe	0-1	0-0	2-2	0	1	1	0	2	0	1	1	0	7
05	HUNTER, Jordan	0-0	0-0	0-0	0	0	0	0	0	0	2	1	0	4
33	MATHIS, Anthony	0-0	0-0	0-0	0	0	0	1	0	1	0	0	0	5
33	SCEKIC, Nikola	1-1	0-0	0-0	0	0	0	0	2	0	0	0	0	8
Team														Deadball Rebounds 6,1
Totals		20-50	0-10	19-24	7	21	28	12	59	10	18	6	7	200

FG % 1st Half: 11-25 44.0% 2nd half: 9-25 36.0% Game: 20-50 40.0% Deadball Rebounds 6,1  
3FG % 1st Half: 0-5 0.0% 2nd half: 0-5 0.0% Game: 0-10 0.0%  
FT % 1st Half: 12-13 92.3% 2nd half: 7-11 63.6% Game: 19-24 79.2%

### Washington State 82 • 8-4, 1-2 HADHC

#	Player	Total		3-Ptr	Rebounds			PF	TP	A	TO	Blk	Stl	Min
		FG-FGA	FT-FTA		Off	Def	Tot							
02	Iroegbu, Ike	* 7-9	3-5	0-1	0	1	1	1	17	11	5	0	0	30
23	Callison, Charles	* 4-6	2-2	0-0	0	3	3	4	10	4	2	0	3	31
24	Hawkinson, Josh	* 8-15	1-1	2-2	1	9	10	3	19	4	1	1	0	26
32	Johnson, Que	* 6-9	2-4	0-0	1	2	3	3	14	3	1	0	1	28
45	Izundu, Valentine	* 3-6	0-0	4-7	3	0	3	2	10	2	2	2	0	27
00	King, Derrien	2-8	2-5	1-2	0	3	3	2	7	1	2	0	1	25
01	Suggs, Renard	0-1	0-1	0-0	0	1	1	0	0	0	0	0	0	4
03	Redding, Ny	0-0	0-0	0-0	0	0	0	0	0	0	0	0	0	2
15	Longrus, Junior	1-2	0-0	0-0	2	0	2	2	2	2	1	0	1	16
22	Franks, Robert	1-1	1-1	0-0	0	0	0	1	3	0	0	0	0	1
33	Boese, Brett	0-1	0-1	0-0	0	1	1	2	0	0	0	0	0	5
42	Clifford, Conor	0-1	0-0	0-0	0	0	0	0	0	0	0	0	0	5
Team														Deadball Rebounds 3
Totals		32-59	11-20	7-12	7	22	29	20	82	27	15	3	6	200

FG % 1st Half: 17-31 54.8% 2nd half: 15-28 53.6% Game: 32-59 54.2% Deadball Rebounds 3  
3FG % 1st Half: 5-11 45.5% 2nd half: 6-9 66.7% Game: 11-20 55.0%  
FT % 1st Half: 4-8 50.0% 2nd half: 3-4 75.0% Game: 7-12 58.3%

Officials: Duke Edsall, Alfred Smith, Todd Apo  
Technical fouls: New Mexico-None. Washington State-None.  
Attendance: 1:52 Total Time

Score by periods	1st	2nd	Total							
New Mexico	34	25	59	Points	In	Off	2nd	Fast		
Washington State	43	39	82	NM	Paint	T/O	Chance	Break	Bench	
				WSU	30	8	4	4	18	
					28	26	7	12	12	



### New Mexico 77 • 9-6 (2-0 MW)

#	Player	Total		3-Ptr	Rebounds			PF	TP	A	TO	Blk	Stl	Min
		FG-FGA	FT-FTA		Off	Def	Tot							
20	LOGWOOD, Sam	f 3-6	0-0	0-0	0	4	4	3	6	2	1	0	0	23
32	WILLIAMS, Tim	f 4-7	0-0	5-8	3	6	9	3	13	2	2	2	1	37
11	AGET, Obij	c 5-8	0-0	0-0	2	8	10	4	10	1	1	3	0	30
01	NEAL, Cullen	g 7-14	4-9	8-10	1	4	5	3	26	3	5	0	1	35
04	BROWN, Elijah	g 2-4	1-3	7-7	0	3	3	3	12	3	6	0	0	25
03	HUNTER, Jordan	1-2	1-1	0-0	1	2	3	0	3	1	2	0	1	10
21	ADAMS, Xavier	1-2	0-1	1-2	0	0	0	2	3	2	3	2	2	14
23	FURSTINGER, Joe	0-1	0-0	0-0	0	0	0	0	0	0	1	0	1	5
35	JACOBS, Tim	2-3	0-0	0-0	0	2	2	4	0	2	0	1	1	16
21	MATHIS, Anthony	0-0	0-0	0-0	0	1	1	2	0	0	1	0	1	5
Team														Deadball Rebounds 4
Totals		25-47	6-14	21-27	8	31	39	22	77	14	24	7	9	200

FG % 1st Half: 14-28 50.0% 2nd half: 11-19 57.9% Game: 25-47 53.2% Deadball Rebounds 4  
3FG % 1st Half: 4-7 57.1% 2nd half: 2-7 28.6% Game: 6-14 42.9%  
FT % 1st Half: 12-15 80.0% 2nd half: 9-12 75.0% Game: 21-27 77.8%

### Fresno State 62 • 10-5 (1-1 MW)

#	Player	Total		3-Ptr	Rebounds			PF	TP	A	TO	Blk	Stl	Min
		FG-FGA	FT-FTA		Off	Def	Tot							
03	WATSON, Paul	f 2-6	0-1	0-0	2	1	3	0	4	0	1	1	1	25
04	EDO, Karachi	f 4-7	0-0	3-10	6	5	11	3	11	0	0	4	2	25
24	JONES, Torren	f 2-8	0-0	2-3	4	3	7	1	6	0	3	0	0	31
12	GUERRERO, Cezar	g 1-8	0-5	0-0	1	0	1	3	2	4	3	0	1	21
23	HARRIS, Marvelle	g 5-19	1-8	4-6	1	3	4	4	15	2	1	0	3	38
00	LEWIS, Julien	6-8	0-1	0-0	1	2	3	5	12	1	2	2	3	20
05	TAYLOR, Jahmel	0-3	0-2	0-0	0	0	0	3	0	0	0	0	0	10
13	RUSSO, Cullen	6-11	0-1	0-0	3	1	4	2	12	0	3	0	5	20
15	ELLISON, Lionel	0-1	0-0	0-0	0	0	0	0	0	1	0	0	0	6
34	CARTER, Terrell	0-1	0-0	0-0	0	0	0	2	0	0	0	0	1	4
Team														Deadball Rebounds 4
Totals		26-72	1-18	9-19	21	16	37	23	62	7	14	7	16	200

FG % 1st Half: 11-32 34.4% 2nd half: 15-40 37.5% Game: 26-72 36.1% Deadball Rebounds 4  
3FG % 1st Half: 1-8 12.5% 2nd half: 0-10 0.0% Game: 1-18 5.6%  
FT % 1st Half: 4-7 57.1% 2nd half: 5-12 41.7% Game: 9-19 47.4%

Officials: Mike Reed, Mike Scypers, Joe Stigliano  
Technical fouls: New Mexico-None. Fresno State-TAYLOR, Jahmel.  
Attendance: 6881

Score by periods	1st	2nd	Total									
New Mexico	44	33	77	Points	In Paint	Off T/O	2nd Chance	Fast Break	Bench			
Fresno State	27	35	62	NM	32	17	10	11	10			
				FS	42	31	22	20	24			



### Nevada 76 • 8-5, 0-1 MW

#	Player	Total		3-Ptr	Rebounds			PF	TP	A	TO	Blk	Stl	Min
		FG-FGA	FT-FTA		Off	Def	Tot							
00	OLIVER, Cameron	f 4-8	0-0	0-1	5	4	9	5	8	0	4	4	0	25
12	FOSTER, Elijah	f 3-4	0-0	1-2	2	2	4	5	7	1	0	0	0	22
15	FENNER, D.J.	f 4-10	3-6	5-6	0	1	1	3	16	1	1	1	1	30
01	COLEMAN, Marqueeze	g 8-16	0-3	10-13	0	1	1	4	26	5	4	0	5	34
14	DREW, Lindsey	g 2-4	0-0	0-0	0	4	4	5	4	1	3	0	4	21
02	CRISWELL, Tyron	2-8	0-1	4-6	4	1	5	2	8	1	4	1	1	29
04	ANDERSON, Juwan	0-0	0-0	0-0	0	0	0	0	0	0	1	0	0	2
05	RODRIGUEZ, Kaileb	1-1	0-0	2-2	0	0	0	2	4	0	0	0	0	6
21	COOPER, Eric Jr.	1-6	1-5	0-0	0	4	4	2	3	3	2	1	2	27
34	STIVINS, Lucas	0-0	0-0	0-0	0	0	0	2	0	0	0	0	0	4
Team														Deadball Rebounds 6
Totals		25-57	4-15	22-30	11	19	30	30	76	12	19	7	13	200

FG % 1st Half: 11-32 34.4% 2nd half: 14-25 56.0% Game: 25-57 43.9% Deadball Rebounds 6  
3FG % 1st Half: 3-7 42.9% 2nd half: 1-8 12.5% Game: 4-15 26.7%  
FT % 1st Half: 8-11 72.7% 2nd half: 14-19 73.7% Game: 22-30 73.3%

### New Mexico 88 • 8-6, 1-0 MW

#	Player		Total	3-Ptr	Rebounds			PF	TP	A	TO	Blk	Stl	Min	
			FG-FGA	FT-FTA	Off	Def	Tot								
20	LOGWOOD, Sam	f	1-5	1-2	2-4	3	2	5	4	5	2	2	1	20	
32	WILLIAMS, Tim	f	9-13	0-0	2-2	2	2	4	4	20	1	2	0	1	25
11	AGET, Obij	c	7-9	0-0	0-1	6	5	11	2	14	0	2	3	3	33
04	NEAL, Cullen	g	3-13	1-4	4-6	0	2	2	3	11	6	5	0	1	38
01	BROWN, Elijah	g	4-12	1-5	15-15	1	4	5	2	24	4	5	0	3	37
03	HUNTER, Jordan		0-1	0-0	0-0	0	0	0	2	0	2	1	0	0	9
21	ADAMS, Xavier		4-6	0-0	6-8	2	3	5	3	14	2	2	0	0	20
23	FURSTINGER, Joe		0-1	0-0	0-0	0	2	2	1	0	0	0	0	0	5
31	MATHIS, Anthony		0-0	0-0	0-0	0	0	0	2	0	1	0	0	0	3
	Team					0	3	3			1				
	Totals		28-60	3-11	29-36	14	23	37	23	88	18	20	4	10	200



## GM #17: UNLV 86, NEW MEXICO 74 TUE., JAN. 12, 2016 \* LAS VEGAS, NEV.



### New Mexico 74 • 10-7, 3-1 MW

#	Player		Total		3-Ptr		Rebounds			PF	TP	A TO Blk Stl				Min
			FG-FGA	FG-FGA	FT-FTA	Off	Def	Tot								
20	LOGWOOD, Sam	f	4-9	1-1	3-4	3	3	6	1	12	1	3	0	1	29	
22	WILLIAMS, Tim	f	2-9	0-0	4-6	1	5	6	5	8	1	2	0	0	33	
11	AGET, Obj	c	4-7	0-0	3-4	3	5	8	4	11	0	2	1	0	25	
01	NEAL, Cullen	g	2-10	2-5	8-10	1	2	3	2	14	3	3	0	0	36	
04	BROWN, Elijah	g	10-20	3-7	1-2	0	10	10	3	24	1	0	0	1	37	
03	HUNTER, Jordan		1-3	0-0	0-0	0	0	0	0	2	1	0	0	0	8	
14	KUIPER, Dane		0-1	0-0	0-0	1	0	1	0	0	0	2	0	0	5	
21	ADAMS, Xavier		1-1	0-0	1-2	1	1	2	4	3	0	1	2	0	9	
23	FURSTINGER, Joe		0-0	0-0	0-0	0	1	1	3	0	3	0	0	1	12	
31	MATHIS, Anthony		0-0	0-0	0-0	0	1	1	2	0	0	1	0	0	6	
Team						2	3	5								
Totals			24-60	6-13	20-28	12	31	43	24	74	10	14	3	3	200	

FG % 1st Half: 11-33 33.3% 2nd half: 13-27 48.1% Game: 24-60 40.0% Deadball Rebounds 4  
3FG % 1st Half: 2-4 50.0% 2nd half: 4-9 44.4% Game: 6-13 46.2%  
FT % 1st Half: 4-6 66.7% 2nd half: 16-22 72.7% Game: 20-28 71.4%

### UNLV 86 • 10-7, 1-3 MW

#	Player	Total		3-Ptr		Rebounds			PF	TP	A TO Blk Stl				Min
		FG-FGA	FG-FGA	FT-FTA	Off	Def	Tot								
01	JONES JR., Derrick	r	0-1	0-1	0-0	0	1	1	4	0	0	1	0	0	7
15	MORGAN, Dwayne	r	1-3	0-0	2-2	1	3	4	4	4	0	1	0	0	18
33	ZIMMERMAN JR., S.	r	5-14	0-2	5-7	4	11	15	3	15	1	1	4	1	32
02	SEAGEARS, Jerome	g	4-8	0-4	2-2	0	2	2	2	10	2	0	0	0	30
22	MCCAW, Patrick	g	4-10	2-6	8-11	1	0	1	1	18	3	1	0	2	30
00	NWAMU, Ike		5-10	3-8	2-2	0	3	3	1	15	3	0	0	1	23
03	CORNISH, Jordan		2-7	2-6	0-0	0	2	2	2	6	1	0	0	0	15
13	CARTER, Ben		2-4	0-1	6-7	2	5	7	3	10	4	3	2	2	30
24	POYSER, Jalen		3-8	0-2	2-2	2	1	3	1	8	0	0	0	0	15
	Team					1	0	1							
Totals			26-65	7-30	27-33	11	28	39	21	86	14	7	6	6	200

FG % 1st Half: 13-38 34.2% 2nd half: 13-27 48.1% Game: 26-65 40.0% Deadball Rebounds 3  
3FG % 1st Half: 2-16 12.5% 2nd half: 5-14 35.7% Game: 7-30 23.3%  
FT % 1st Half: 6-7 85.7% 2nd half: 16-22 80.8% Game: 27-33 81.8%

Officials: David Hall, John Higgins, Mike Reed  
Technical fouls: New Mexico-None. UNLV-None.  
Attendance: 11377

Score by periods	1st	2nd	Total
New Mexico	28	46	74
UNLV	34	52	86

	Points	In Paint	Off T/O	2nd Chance	Fast Break	Bench
NM	31	7	6	8	5	5
LV	36	24	10	11	39	39



## GM #18: WYOMING 70, NEW MEXICO 68 SAT., JAN. 16, 2016 \* ALBUQUERQUE, N.M.



### Wyoming 70 • 10-9, 3-3 MW

#	Player		Total		3-Ptr		Rebounds			PF	TP	A TO Blk Stl				Min
			FG-FGA	FG-FGA	FT-FTA	Off	Def	Tot	A			TO	Blk	Stl		
20	DALTON, Hayden	r	2-4	1-3	0-0	0	8	8	5	5	1	1	2	0	30	
21	BARNES, Jonathan	r	0-2	0-0	1-2	1	0	1	0	1	1	0	0	0	10	
11	LIEBERMAN, Jeremy	g	3-8	1-4	0-0	1	3	4	2	7	3	1	0	0	27	
14	ADAMS, Josh	g	10-15	7-11	11-12	2	3	5	3	38	3	2	0	1	34	
23	McMANAMEN, Jason	g	2-5	2-4	4-8	0	2	2	3	10	3	0	0	1	26	
01	JAMES, Justin	g	1-5	0-3	0-1	0	1	1	0	2	0	1	0	0	12	
03	AKA GORSKI,Alexander	g	0-1	0-1	0-0	0	0	0	2	0	0	0	0	1	3	
05	HERNDON, Alan	g	3-6	1-2	0-1	0	2	2	3	7	1	0	0	0	22	
33	NAUGHTON, Jordan	g	0-0	0-0	0-0	0	0	0	4	0	0	0	0	0	7	
55	WASHINGTON III, Trey	g	0-4	0-3	0-1	1	1	2	3	0	1	0	0	0	29	
Team						0	2	2				2				
Totals			21-50	12-31	16-25	5	22	27	25	70	13	7	2	3	200	

FG % 1st Half: 9-25 36.0% 2nd half: 12-25 48.0% Game: 21-50 42.0% Deadball Rebounds 3  
3FG % 1st Half: 4-15 26.7% 2nd half: 8-16 50.0% Game: 12-31 38.7%  
FT % 1st Half: 7-13 53.8% 2nd half: 9-12 75.0% Game: 16-25 64.0%

### New Mexico 68 • 10-8, 3-2 MW

Team Totals 55-110 52.9 27.1															
#	Player	Total			3-Ptr	Rebounds			PF	TP	A TO Blk Stl			Min	
		FG-FGA	FG-FGA	FT-FTA		Off Def Tot									
20	LOGWOOD, Sam	r	0-5	0-0	1-2	1	6	7	3	1	5	2	0	0	39
32	WILLIAMS, Tim	r	7-11	0-0	3-4	2	7	9	3	17	2	1	0	0	40
11	AGET, Obj	c	5-8	0-0	1-2	2	3	5	4	11	1	1	1	0	26
01	NEAL, Cullen	g	5-10	0-3	3-8	0	2	2	3	13	1	3	0	0	29
21	ADAMS, Xavier	g	5-8	0-0	3-4	2	0	2	3	13	2	1	1	0	18
03	HUNTER, Jordan		0-0	0-0	0-0	0	2	2	1	0	1	0	0	0	6
04	BROWN, Elijah		4-9	1-3	4-7	1	4	5	4	13	0	2	0	1	24
23	FURSTINGER, Joe		0-2	0-0	0-0	1	2	3	1	0	0	0	1	0	8
25	JACOBS, Tim		0-0	0-0	0-0	0	3	3	0	0	1	0	0	0	7
31	MATHIS, Anthony		0-0	0-0	0-0	0	0	0	1	0	0	0	0	0	3
Team						0	1	1	1						
Totals			26-53	1-7	15-27	9	30	39	24	68	13	10	3	1	200

FG % 1st Half: 12-25 48.0% 2nd half: 14-28 50.0% Game: 26-53 49.1% Deadball Rebounds 8  
3FG % 1st Half: 1-3 33.3% 2nd half: 0-4 0.0% Game: 1-7 14.3%  
FT % 1st Half: 5-12 41.7% 2nd half: 10-15 66.7% Game: 15-27 55.6%

Officials: Bob Staffen, Rick Hartzell, DG Nelson  
Technical fouls: Wyoming-None. New Mexico-TEAM.  
Attendance: 13196

Score by periods	1st	2nd	Total
Wyoming	29	41	70
New Mexico	30	38	68

	Points	In Paint	Off T/O	2nd Chance	Fast Break	Bench
WY	12	10	2	7	9	9
NM	42	5	9	11	13	13



## GM #19: NEW MEXICO 83, SAN JOSE ST. 64 SAT., JAN. 23, 2016 \* SAN JOSE, CALIF.



### New Mexico 83 • 11-8, 4-2 MW

#	Player		Total		3-Ptr		Rebounds			PF	TP	A TO Blk Stl				Min
			FG-FGA	FG-FGA	FT-FTA	Off	Def	Tot	A			TO	Blk	Stl		
20	LOGWOOD, Sam	f	1-2	0-0	0-2	0	2	2	4	2	2	1	0	0	9	
32	WILLIAMS, Tim	f	10-19	0-0	2-4	4	6	10	2	22	1	1	1	1	32	
11	AGET, Obij	c	3-3	0-0	0-0	2	3	5	3	6	0	1	0	0	17	
03	HUNTER, Jordan	g	2-3	1-2	0-0	0	0	0	3	5	2	2	0	1	18	
21	ADAMS, Xavier	g	0-1	0-0	2-4	0	0	0	3	2	1	2	0	0	12	
04	BROWN, Elijah	g	10-15	4-5	9-9	1	5	6	2	33	2	4	0	2	28	
14	KUIPER, Dane	g	3-4	2-3	3-3	0	4	4	4	11	4	2	2	1	28	
23	FURSTINGER, Joe	g	1-6	0-0	0-0	4	3	7	0	2	2	1	4	2	23	
25	JACOBS, Tim	g	0-1	0-0	0-0	0	3	3	2	0	2	5	0	1	21	
31	MATHIS, Anthony	g	0-1	0-0	0-0	0	0	0	2	0	0	0	0	1	10	
34	NESBITT, Michael	g	0-0	0-0	0-0	0	0	0	0	0	0	0	0	0	2	
Team						1	1	2								
Totals			30-55	7-10	16-22	12	27	39	25	83	16	19	7	9	200	

FG % 1st Half: 14-27 51.9% 2nd half: 16-28 57.1% Game: 30-55 54.5% Deadball Rebounds 2,3  
3FG % 1st Half: 4-4 100.0 2nd half: 3-6 50.0% Game: 7-10 70.0%  
FT % 1st Half: 5-9 55.6% 2nd half: 11-13 84.6% Game: 16-22 72.7



### New Mexico 88 • 13-8, 6-2 MW

#	Player	Total		3-Ptr	Rebounds		PF	TP	A	TO	Blk	Stl	Min
		FG-FGA	FT-FTA		Off	Def							
20	LOGWOOD, Sam	f 3-5	1-1	1-2	1	5	6	3	8	4	0	0	34
32	WILLIAMS, Tim	f 7-10	0-0	7-8	0	7	7	2	21	0	2	1	35
11	AGET, Obj	c 3-5	0-0	0-0	3	5	8	4	6	1	1	1	25
01	NEAL, Cullen	g 4-9	2-6	4-4	0	1	1	4	14	1	1	0	29
04	BROWN, Elijah	g 7-15	4-7	12-14	1	4	5	0	30	5	3	0	37
03	HUNTER, Jordan	2-3	1-2	0-0	0	0	0	3	5	0	1	0	15
14	KUIPER, Dane	0-0	0-0	0-0	0	1	1	0	0	0	0	0	6
21	ADAMS, Xavier	2-3	0-0	0-0	0	0	0	3	4	1	1	0	9
23	FURSTINGER, Joe	0-0	0-0	0-0	0	1	1	3	0	1	0	0	10
Team					0	3	3						
Totals		28-50	8-16	24-28	5	27	32	23	88	13	12	2	200

FG % 1st Half: 15-27 55.6% 2nd half: 13-23 56.5% Game: 28-50 56.0% Deadball  
3FG % 1st Half: 2-6 33.3% 2nd half: 6-10 60.0% Game: 8-16 50.0% Rebounds  
FT % 1st Half: 8-11 72.7% 2nd half: 16-17 94.1% Game: 24-28 85.7% 3,1

### Boise State 83 • 15-7, 6-3 MW

#	Player	Total		3-Ptr	Rebounds				PF	TP	A	TO	Blk	Stl	Min
		FG-FGA	FT-FTA		Off	Def	Tot								
13	DUNCAN, Nick	f 4-9	3-7	8-9	3	1	4	5	19	1	2	1	0	28	
23	WEBB III, James	f 2-11	0-3	4-4	5	8	13	5	8	3	2	0	0	34	
01	THOMPSON, Mikey	g 6-12	1-2	4-4	1	1	2	2	17	10	0	0	5	38	
03	DRMIC, Anthony	g 3-11	1-7	3-3	1	6	7	5	10	1	1	0	0	31	
25	JACKSON, Lonnie	g 6-12	5-10	0-1	0	1	1	3	17	1	1	0	1	26	
10	JORCH, Robin	0-1	0-1	2-2	1	0	1	2	2	0	1	0	1	7	
11	HANEY, Zach	1-1	0-0	0-0	0	0	0	2	2	0	0	1	0	8	
15	HUTCHISON, Chandler	2-4	0-2	1-3	1	0	1	0	5	1	1	0	0	18	
30	AUSTIN, Paris	1-3	1-1	0-0	0	0	0	0	3	2	1	0	0	10	
Team					1	1	2								
Totals		25-64	11-33	22-26	13	18	31	24	83	19	9	2	7	200	

FG % 1st Half: 13-29 44.8% 2nd half: 12-35 34.3% Game: 25-64 39.1% Deadball  
3FG % 1st Half: 3-13 23.1% 2nd half: 8-20 40.0% Game: 11-33 33.3% Rebounds  
FT % 1st Half: 10-12 83.3% 2nd half: 12-14 85.7% Game: 22-26 84.6% 2

Officials: Bob Staffen, Michael Irving, Shawn Lehig  
Technical fouls: New Mexico-None. Boise State-None.  
Attendance: 7355

Score by periods	1st	2nd	Total
New Mexico	40	48	88
Boise State	39	44	83

Points	In	Off	2nd	Fast	Bench
NM	28	6	2	2	9
BSU	28	16	11	4	12



### UNLV 83 • 13-10, 4-6 MW

#	Player	Total	3-Ptr	Rebounds										
		FG-FGA	FT-FTA	Off	Def	Total	PF	TP	A	To	Blk	Stl	Min	
01	JONES JR., Derrick	f 2-4	0-1	6-8	1	1	2	4	10	2	2	1	0	18
15	MORGAN, Dwayne	f 0-1	0-0	0-0	1	1	2	5	0	2	2	1	0	7
33	ZIMMERMAN JR., S.	c 9-15	0-0	3-4	2	7	9	4	21	1	2	5	0	38
02	SEAGEARS, Jerome	g 2-9	1-5	0-0	2	3	5	5	5	5	2	0	1	26
22	MCCAW, Patrick	g 5-12	2-5	2-2	1	3	4	2	14	5	1	0	1	34
00	NWAMU, Ike	4-10	3-7	0-0	1	2	3	4	11	2	2	0	3	29
03	CORNISH, Jordan	6-10	5-6	0-0	0	2	2	3	17	1	1	0	2	29
24	POYSER, Jalen	1-6	1-2	2-2	1	0	1	1	5	1	3	0	1	19
	Team				0	4	4							
Totals		29-67	12-26	13-16	9	23	32	28	83	17	15	7	8	200

FG % 1st Half: 14-33 42.4% 2nd half: 15-34 44.1% Game: 29-67 43.3% Deadball  
3FG % 1st Half: 4-9 44.4% 2nd half: 8-17 47.1% Game: 12-26 46.2% Rebounds  
FT % 1st Half: 11-14 78.6% 2nd half: 2-2 100.0% Game: 13-16 81.3% 1,3

### New Mexico 87 • 14-8, 7-2 MW

#	Player		Total		3-Ptr	Rebounds				PF	TP	A	TO	Blk	Stl	Min	
			FG-FGA	FT-FTA	FG-FGA	FT-FTA	Off	Def	Tot								
20	LOGWOOD, Sam	f	2-6	0-1	1-2	2	1	3	2	5	2	1	1	1	33		
32	WILLIAMS, Tim	f	10-15	0-0	9-12	1	7	8	1	29	1	2	2	1	37		
11	AGET, Obj	c	5-6	0-0	0-1	1	6	7	3	10	0	0	2	0	29		
01	NEAL, Cullen	g	3-12	1-6	4-5	0	6	6	1	11	4	3	0	0	33		
04	BROWN, Elijah	g	6-16	2-6	12-12	3	2	5	1	26	4	6	0	2	39		
03	HUNTER, Jordan		0-3	0-0	0-0	1	0	1	0	0	1	0	0	1	8		
14	KUIPER, Dane		0-0	0-0	0-0	0	0	0	1	0	0	0	0	0	3		
21	ADAMS, Xavier		2-3	0-0	2-2	1	3	4	6	1	1	0	1	15			
23	FURSTINGER, Joe		0-0	0-0	0-2	0	0	0	2	0	0	0	0	0	2		
31	MATHIS, Anthony		0-0	0-0	0-0	0	1	1	0	0	0	2	0	0	1		
Team						1	2	3									
Totals			28-61	3-13	28-36	10	28	38	15	87	13	15	5	6	200		

FG % 1st Half: 16-33 48.5% 2nd half: 12-28 42.9% Game: 28-61 45.9% Deadball  
3FG % 1st Half: 2-9 22.2% 2nd half: 1-4 25.0% Game: 3-13 23.1% Rebounds  
FT % 1st Half: 13-19 68.4% 2nd half: 15-17 88.2% Game: 28-36 77.8% 5,3

Officials: Mike Reed, Michael Greenstein, Tommy Nunez  
Technical fouls: UNLV-MORGAN, Dwayne. New Mexico-None.  
Attendance: 13359

Score by periods	1st	2nd	Total
UNLV	43	40	83
New Mexico	47	40	87

Points	In	Off	2nd	Fast	Bench
LV	30	18	7	24	33
NM	50	25	15	11	6



### New Mexico 71 • 14-9 (7-3 MW)

New Mexico 71-145 (75-104)														
#	Player	Total		3-Ptr	Rebounds			PF	TP	A	TO	Blk	Stl	Min
		FG-FGA	FT-FTA		Off	Def	Total							
20	LOGWOOD, Sam	f	2-9	0-2	0-0	1	5	6	3	4	2	2	3	41
32	WILLIAMS, Tim	f	8-15	0-0	5-7	3	4	7	0	21	2	1	1	43
11	AGET, Obj	c	3-4	0-0	0-0	1	2	3	4	6	0	1	1	19
01	NEAL, Cullen	g	3-12	0-3	1-2	2	2	4	2	7	2	2	0	40
04	BROWN, Elijah		4-20	3-12	12-14	1	3	4	1	23	5	1	0	43
03	HUNTER, Jordan		1-4	1-2	0-0	0	1	1	2	3	1	1	0	8
14	KUIPER, Dane		0-0	0-0	0-0	0	1	1	0	0	0	0	0	4
21	ADAMS, Xavier		3-5	1-1	0-0	4	2	6	4	7	0	0	1	22
23	FURSTINGER, Joe		0-2	0-0	0-0	1	0	1	0	0	1	0	1	5
Team						5	1	6				2		
Totals			24-71	5-20	18-23	18	21	39	16	71	13	10	7	225

FG % 1st Half: 10-33 30.3% 2nd half: 12-31 38.7% OT: 2-7 28.6% Game: 24-71 33.8% Deadball  
3FG % 1st Half: 1-8 12.5% 2nd half: 4-9 44.4% OT: 0-3 0.0% Game: 5-20 25.0% Rebounds  
FT % 1st Half: 8-9 88.9% 2nd half: 9-12 75.0% OT: 1-2 50.0% Game: 18-23 78.3% 2,3

### SAN DIEGO STATE 78 • 18-6 (11-0 MW)

#	Player	Total		3-Ptr	Rebounds		PF	TP	A	TO	Blk	Stl	Min	
		FG-FGA	FT-FTA		Off	Def								
00	SPENCER, Skylar	f 4-4	0-0	0-0	5	5	10	2	8	0	0	3	0	33
13	SHEPARD, Winston	f 5-10	0-0	5-6	4	3	7	3	15	6	4	1	1	40
14	CHEATHAM, Zylan	f 4-4	1-1	0-0	3	1	4	3	9	0	1	2	0	23
12	KELL, Trey	g 5-17	1-11	1-3	1	4	5	0	12	1	2	0	2	35
42	HEMSLEY, Jeremy	g 6-16	1-7	10-10	0	6	6	1	23	0	3	0	1	38
03	CHOL, Angelo	3-5	0-0	0-0	3	1	4	1	6	0	0	0	0	12
04	ALLEN, Dakarai	1-3	0-1	0-0	0	3	3	4	2	1	0	0	1	11
20	SHRIGLEY, Matt	0-5	0-5	0-0	0	1	1	1	0	0	0	0	0	10
21	POPE, Malik	1-4	1-2	0-0	1	6	7	1	3	2	3	0	2	23
	Team				0	0	0							
Totals		29-68	4-27	16-19	17	30	47	16	78	10	13	6	7	225

FG % 1st Half: 10-26 38.5% 2nd half: 15-33 45.5% OT: 4-9 44.4% Game: 29-68 42.6% Deadball  
3FG % 1st Half: 1-11 9.1% 2nd half: 3-15 20.0% OT: 0-1 0.0% Game: 4-27 14.8% Rebounds  
FT % 1st Half: 7-8 87.5% 2nd half: 5-7 71.4% OT: 4-4 100.0% Game: 16-19 84.2% 1,2

Officials: Randall McCall, Kevin Brill, Gregory Nixon  
Technical fouls: New Mexico-None. SAN DIEGO STATE-None.  
Attendance: 12414

Score by periods	1st	2nd	OT	Total
New Mexico	29	37	5	71
SAN DIEGO STATE	28	38	12	78

Points	In	Off	2nd	Fast	Bench
NM	30	10	21	8	10
SDSU	48	9	14	8	11



### New Mexico 72 • 14-10/7-4 MW

#	Player	Total		3-Ptr	Rebounds		PF	TP	A	TO	
---	--------	-------	--	-------	----------	--	----	----	---	----	--



# **GM #25: NEW MEXICO 74, SAN JOSE STATE 58** **SAT., FEB. 13, 2016 \* ALBUQUERQUE, N.M.**



## **San Jose State 58 • 8-17, 3-10 MW**

#	Player	Total		3-Ptr		Rebounds			PF	TP	A TO Blk Stl				Min
		FG-FGA	FG-FGA	FT-FTA	Off Def Tot	PF	TP	A TO Blk Stl							
14	ROGERS, Frank	r	5-7	2-3	0-0	1 7 8	1 12	1 1 0 0	31						
32	WELAGE, Ryan	r	0-8	0-5	0-0	0 6 6	2 0	2 1 1 0	18						
33	SCHWARTZ, Cody	r	2-7	2-7	0-0	1 0 1	2 6	1 1 0 0	24						
00	HILLSMAN, Jaycee	g	2-4	1-3	1-2	0 4 4	5 6	1 1 0 0	21						
20	THORNTON, Isaac	g	0-3	0-1	1-3	1 2 3	3 1	1 0 1 1	19						
02	WILLIAMS, JR., Gary		0-5	0-3	7-8	1 1 2	2 7	0 2 0 0	14						
10	BASOR, Ivo		1-2	0-0	0-0	1 0 1	2 2	0 0 0 0	3						
15	CLARKE, Brandon		2-5	0-0	5-6	3 1 4	4 9	2 1 1 0	25						
21	JAMES, Jalen		2-6	2-4	0-0	0 0 0	2 6	0 0 0 0	12						
23	ONWAS, Princeton		3-7	1-4	2-4	0 3 3	1 9	3 2 0 0	25						
25	BAHNER, Leon		0-2	0-0	0-0	1 0 1	1 0	0 0 1 0	8						
Team						2 1 3									
Totals			17-56	8-30	16-23	11 25 36	25 58	11 9 4 2	200						

FG % 1st Half: 10-27 37.0% 2nd half: 7-29 24.1% Game: 17-56 30.4% Deadball  
3FG % 1st Half: 5-16 31.3% 2nd half: 3-14 21.4% Game: 8-30 26.7% Rebounds  
FT % 1st Half: 2-5 40.0% 2nd half: 14-18 77.8% Game: 16-23 69.6% 5.1

## **New Mexico 74 • 15-10, 8-4 MW**

#	Player	Total		3-Ptr		Rebounds			PF	TP	A TO Blk Stl				Min
		FG-FGA	FG-FGA	FT-FTA	Off Def Tot	PF	TP	A TO Blk Stl							
20	LOGWOOD, Sam	r	2-6	1-2	1-2	1 2 3	2 6	1 1 0 0	23						
32	WILLIAMS, Tim	r	7-8	0-0	2-6	2 7 9	3 16	1 0 2 1	36						
11	AGET, Obj	c	4-8	0-0	3-3	2 4 6	4 11	0 0 2 0	15						
01	NEAL, Cullen	g	1-6	0-5	4-4	0 0 0	5 6	3 2 0 0	20						
04	BROWN, Elijah	g	5-15	2-7	9-10	1 2 3	3 21	4 4 1 2	34						
03	HUNTER, Jordan		0-2	0-1	1-2	0 1 1	1 1	2 1 0 1	11						
14	KUIPER, Dane		2-2	2-2	0-0	0 3 3	1 6	2 0 2 0	15						
21	ADAMS, Xavier		0-3	0-1	4-8	2 5 7	2 4	2 0 0 0	22						
23	FURSTINGER, Joe		0-0	0-0	0-0	1 0 1	0 0	0 0 0 0	7						
25	JACOBS, Tim		1-2	1-1	0-0	0 2 2	1 3	0 0 0 0	9						
31	MATHIS, Anthony		0-1	0-1	0-0	0 1 1	0 0	0 0 0 0	8						
Team						2 3 5		2							
Totals			22-53	6-20	24-35	11 30 41	22 74	15 10 7 4	200						

FG % 1st Half: 12-27 44.4% 2nd half: 10-26 38.5% Game: 22-53 41.5% Deadball  
3FG % 1st Half: 4-12 33.3% 2nd half: 2-8 25.0% Game: 6-20 30.0% Rebounds  
FT % 1st Half: 7-11 63.6% 2nd half: 17-24 70.8% Game: 24-35 68.6% 5

Officials: Dick Cartmell, Shawn Lehigh, Ryan McDaniel  
Technical fouls: San Jose State-TEAM. New Mexico-None.  
Attendance: 13411

Score by periods	1st	2nd	Total
San Jose State	27	31	58
New Mexico	35	39	74

Points	In Paint	Off T/O	2nd Chance	Fast Break	Bench
SJ	14	8	13	0	33
NM	30	13	12	10	14



# **GM #26: NEW MEXICO 80, BOISE STATE 78** **WED., FEB. 17, 2016 \* ALBUQUERQUE, N.M.**



## **Boise State 78 • 17-10, 8-6 MW**

#	Player	Total		3-Ptr		Rebounds			PF	TP	A TO Blk Stl				Min
		FG-FGA	FG-FGA	FT-FTA	Off Def Tot	PF	TP	A TO Blk Stl							
23	WEBB III, James	r	8-15	0-2	2-4	5 8 13	1 18	2 5 2 3	38						
10	JORCH, Robin	c	3-4	0-0	0-2	1 1 2	5 6	0 0 2 0	10						
01	THOMPSON, Mikey	g	3-9	0-2	0-0	1 4 5	3 6	3 1 0 1	36						
21	ALFORD, Montigo	g	3-7	1-4	0-0	0 2 2	4 7	3 1 0 2	24						
25	JACKSON, Lonnie	g	2-3	2-3	0-0	0 0 0	1 6	4 1 0 3	28						
03	DRMIC, Anthony		11-19	6-12	2-4	1 2 3	4 30	0 2 0 0	26						
11	HANEY, Zach		0-1	0-0	1-2	1 0 1	3 1	0 0 0 0	6						
13	DUNCAN, Nick		1-3	0-1	2-4	0 1 1	5 4	4 1 0 0	26						
15	HUTCHISON, Chandler		0-1	0-0	0-0	0 0 0	0 0	0 0 1 0	6						
Team						0 3 3		1							
Totals			31-62	9-24	7-16	9 21 30	26 78	16 12 5 9	200						

FG % 1st Half: 13-26 50.0% 2nd half: 18-36 50.0% Game: 31-62 50.0% Deadball  
3FG % 1st Half: 7-14 50.0% 2nd half: 2-10 20.0% Game: 9-24 37.5% Rebounds  
FT % 1st Half: 4-5 80.0% 2nd half: 3-11 27.3% Game: 7-16 43.8% 4

## **New Mexico 80 • 16-10, 9-4 MW**

#	Player	Total		3-Ptr		Rebounds			PF	TP	A TO Blk Stl				Min
		FG-FGA	FG-FGA	FT-FTA	Off Def Tot	PF	TP	A TO Blk Stl							
20	LOGWOOD, Sam	r	3-7	0-2	2-2	2 1 3	2 8	0 0 0 0	22						
32	WILLIAMS, Tim	r	4-8	0-0	10-13	0 6 6	3 18	0 2 4 0	31						
11	AGET, Obj	c	0-1	0-0	0-0	1 3 4	3 0	0 1 0 0	16						
01	NEAL, Cullen	g	3-8	2-3	0-0	0 2 2	3 8	2 4 0 3	19						
04	BROWN, Elijah	g	7-17	4-7	8-12	0 6 6	1 26	1 3 0 0	35						
03	HUNTER, Jordan		2-2	2-2	0-0	0 1 1	2 6	2 1 0 2	20						
14	KUIPER, Dane		2-4	1-2	2-2	1 1 2	1 7	2 1 1 1	18						
21	ADAMS, Xavier		2-4	0-1	3-4	2 0 2	3 7	2 1 0 0	23						
23	FURSTINGER, Joe		0-0	0-0	0-0	0 1 1	1 0	1 0 0 0	10						
25	JACOBS, Tim		0-0	0-0	0-0	0 1 1	0 0	2 0 0 1	6						
Team						3 4 7		3							
Totals			23-51	9-17	25-33	9 26 35	19 80	12 16 5 7	200						

FG % 1st Half: 14-28 50.0% 2nd half: 9-23 39.1% Game: 23-51 45.1% Deadball  
3FG % 1st Half: 5-11 45.5% 2nd half: 4-6 66.7% Game: 9-17 52.9% Rebounds  
FT % 1st Half: 9-11 81.8% 2nd half: 16-22 72.7% Game: 25-33 75.8% 6.1

Officials: Mike Reed, Michael Irving and Steve Olson  
Technical fouls: Boise State-None. New Mexico-None.  
Attendance: 12434

Score by periods	1st	2nd	Total
Boise State	37	41	78
New Mexico	42	38	80

Points	In Paint	Off T/O	2nd Chance	Fast Break	Bench
BSU	44	19	18	8	35
NM	28	16	7	9	20

# THE 2015-16 LOBO MEN'S BASKETBALL MEDIA CHART



**#0 J.J. N'Ganga**  
6-10 \* 240 \* Sr \* 1VL \* C  
Aubervilliers, France  
N. Oklahoma - Tonkawa



**#1 Cullen Neal**  
6-5 \* 195 \* So \* RS \* G  
Albuquerque, N.M.  
Eldorado HS



**#3 Jordan Hunter**  
5-11 \* 180 \* Fr \* HS \* G  
Beaumont, Texas  
Ozen HS



**#4 Elijah Brown**  
6-4 \* 200 \* So \* RS \* G  
Orange County, Calif.  
Butler University



**#11 Obij Aget**  
7-1 \* 220 \* Jr \* 2VL \* C  
La Porte, Ind.  
La Lumiere HS



**#12 Devon Williams**  
6-8 \* 205 \* Jr \* RS \* G/F  
Dallas, Texas  
Woodrow Wilson HS



**#14 Dane Kuiper**  
6-7 \* 200 \* Fr \* HS \* G/F  
Wassilla, Alaska  
Corona Del Sol HS (Ariz.)




**#20 Sam Logwood**  
6-7 \* 210 \* So \* 1VL \* G/F  
Indianapolis, Ind.  
La Lumiere HS



**#21 Xavier Adams**  
6-4 \* 205 \* So \* 1VL \* G  
Flower Mound, Texas  
Marcus HS




**#22 Connor Joy**  
6-4 \* 195 \* Sr \* HS \* G  
Rehoboth, N.M.  
Rehoboth Christian HS



**#23 Joe Furstinger**  
6-9 \* 215 \* Fr \* 1VL \* F  
Rancho Santa Margarita, Calif.  
Santa Margarita Catholic HS



**#25 Tim Jacobs**  
6-0 \* 200 \* Sr \* 1VL \* G  
Las Cruces, N.M.  
Cochise College (Ariz.)



**#30 Adam Cumber**  
6-2 \* 185 \* Fr \* RS \* G  
Albuquerque, N.M.  
Sandia HS



**#31 Anthony Mathis**  
6-3 \* 170 \* Fr \* HS \* G  
West Linn, Ore.  
West Linn HS



**#32 Tim Williams**  
6-8 \* 240 \* Jr \* RS \* F  
Flossmoor, Ill.  
Samford University



**#33 Michael Nesbitt**  
6-7 \* 220 \* Sr \* TR \* F  
Evansville, Ind.  
Missouri S&T



**Craig Neal**  
Head Coach  
3rd Season as Head Coach  
9th Season at UNM  
Georgia Tech, 1988



**Chris Harriman**  
Associate Head Coach  
1st Season at UNM  
Augusta State, 2003




**Alan Huss**  
Assistant Coach  
1st Season at UNM  
Creighton, 2002



**Terrence Rencher**  
Assistant Coach  
1st Season at UNM  
Texas, 2007



**Cody Hopkins**  
Director of Operations  
2nd season at UNM  
Northeastern St. (Okla.), 2006



**Ben Sanders**  
Video Administrator  
2nd season at UNM  
Southwestern, 2009

## THE 2015-16 LOBOS



**J.J. N'Ganga**  
 6'10" - 240 lbs. - Senior - Center  
 Aubervilliers, France (N. Oklahoma - Tonkawa)

**0**

### NOTEWORTHY :

- Sitting out 2015-16 due to injury.

### GAME-BY-GAME STATISTICS

### SEASON HIGHS (2014-15)

**Points:** 9 vs. Boston College (11-20-14)  
**FG:** 4 vs. Utah State (2-7-15)  
**FGA:** 6 (2x) Last Time vs. Utah State (2-7-15)  
**3FG:** N/A  
**3FGA:** N/A  
**FT:** 4 (2x) Last Time at UNLV (1-21-15)  
**FTA:** 5 (2x) Last Time vs. Fresno State (12-31-14)  
**Rebounds:** 7 at Utah State (1-10-15)  
**Assists:** 2 at Colorado State (2-10-15)  
**Blocks:** 2 vs. Boston College (11-20-14)  
**Steals:** 1 at Grand Canyon (12-23-14)  
**Minutes Played:** 25 vs. Boston College (11-20-14)

### CAREER HIGHS

**Points:** 9 vs. Boston College (11-20-14)  
**FG:** 4 vs. Utah State (2-7-15)  
**FGA:** 6 (2x) Last Time vs. Utah State (2-7-15)  
**3FG:** N/A  
**3FGA:** N/A  
**FT:** 4 (2x) Last Time at UNLV (1-21-15)  
**FTA:** 5 (2x) Last Time vs. Fresno State (12-31-14)  
**Rebounds:** 7 at Utah State (1-10-15)  
**Assists:** 2 at Colorado State (2-10-15)  
**Blocks:** 2 vs. Boston College (11-20-14)  
**Steals:** 1 at Grand Canyon (12-23-14)  
**Minutes Played:** 25 vs. Boston College (11-20-14)14)


### MISCELLANEOUS STATISTICS

	SEASON (2014-15)	CAREER
Led Team in Rebounding	2	2
Led Team in Blocks	2	2
Led Team in Steals	1	1

### CAREER STATISTICS

			Total		3-Point		F-Throws		Rebounds											Scoring	
Season	gp-gs	min/avg	fg-fga	pct	fg-fga	pct	ft-fa	pct	off	def	tot	avg	pf	fo	ast	to	blk	stl	pts	avg	
2014-15	29-0	344/11.9	36-61	.590	0-0	.000	22-36	.611	18	30	48	1.7	54	1	6	31	5	1	94	3.2	
TOTAL	29-0	344/11.9	36-61	.590	0-0	.000	22-36	.611	18	30	48	1.7	54	1	6	31	5	1	94	3.2	

# THE 2015-16 LOBOS



**Cullen Neal**  
6'5" - 195 lbs. - RS-Sophomore - Guard  
Albuquerque, N.M. (Eldorado HS)

1

## NOTEWORTHY :

- Fourth in Mountain West at 3.9 assists per game
- CoSIDA Academic All-District honoree
- NABC Good Works Team nominee
- Crossed 500 points for his career against Fresno State with 26
- Son of head coach Craig Neal

## GAME-BY-GAME STATISTICS

## SEASON HIGHS

#01 NEAL, Cullen

Opponent	Date	gs	min	Total		3-Pointers		Free throws		Rebounds				pf	a	t/o	blk	stl	pts	avg	
				fg-fga	pct	3fg-fga	pct	ft-fa	pct	off	def	tot	avg								
TEXAS SOUTHERN	11/13/15	*	31	8-15	.533	2-6	.333	4-4	1.000	0	2	2	2.0	1	4	3	0	2	22	22.0	
at New Mexico State	11/15/15	*	36	6-16	.375	2-5	.400	4-4	1.000	0	5	5	3.5	3	2	3	0	0	18	20.0	
LOYOLA-CHICAGO	11/18/15	*	31	3-8	.375	2-5	.400	1-2	.500	0	4	4	3.7	1	4	3	0	0	9	16.3	
at USC	11/21/15	*	26	4-17	.235	3-7	.429	1-2	.500	0	1	1	3.0	5	4	1	0	1	12	15.3	
NICHOLLS STATE	11/25/15	*	29	5-18	.278	2-9	.222	0-2	.000	0	3	3	3.0	3	5	1	0	1	12	14.6	
ORAL ROBERTS	12/1/15	*	35	10-20	.500	4-7	.571	5-6	.833	0	2	2	2.8	2	7	4	0	1	29	17.0	
at Purdue	12/05/15	*	32	6-16	.375	2-6	.333	2-3	.667	0	3	3	2.9	4	5	3	0	1	16	16.9	
NORTHERN IOWA	12/12/15	*	32	1-11	.091	0-5	.000	0-1	.000	0	2	2	2.8	1	5	2	0	0	2	15.0	
NEW MEXICO STATE	12/16/15	*	34	4-11	.364	3-7	.429	2-2	1.000	0	4	4	2.9	2	9	3	0	1	13	14.8	
RICE	12/19/15	*	25	6-11	.545	2-3	.667	2-5	.400	1	1	2	2.8	5	7	5	0	1	16	14.9	
vs Auburn	12-22-15	*	38	6-17	.353	4-10	.400	5-6	.833	0	3	3	2.8	4	3	4	0	2	21	15.5	
vs BYU	12-23-15	*	24	4-7	.571	2-3	.667	4-4	1.000	0	3	3	2.8	4	2	8	0	0	14	15.3	
vs Washington State	12-25-15	*	8	0-3	.000	0-1	.000	0-0	.000	0	0	0	2.6	1	0	5	0	0	0	14.2	
NEVADA	12/30/15	*	38	3-13	.231	1-4	.250	4-6	.667	0	2	2	2.6	3	6	5	0	1	11	13.9	
at Fresno State	01/02/16	*	35	7-14	.500	4-9	.444	8-10	.800	1	4	5	2.7	3	3	5	0	1	26	14.7	
UTAH STATE	01/09/16	*	31	3-10	.300	2-7	.286	4-4	1.000	1	4	5	2.9	1	6	4	0	4	12	14.6	
at UNLV	01/12/16	*	36	2-10	.200	2-5	.400	8-10	.800	1	2	3	2.9	2	3	3	0	0	14	14.5	
WYOMING	1/16/16	*	29	5-10	.500	0-3	.000	3-8	.375	0	2	2	2.8	3	1	3	0	0	13	14.4	
at San José State	1/23/16	dnp	-	-	-	-	-	-	-	-	-	-	-	-	-	-	-	-	-	-	
AIR FORCE	1/27/16	*	20	4-7	.571	1-3	.333	0-1	.000	0	2	2	2.8	5	5	2	0	0	9	14.2	
at Boise State	01/30/16	*	29	4-9	.444	2-6	.333	4-4	1.000	0	1	1	2.7	4	1	1	0	0	14	14.2	
UNLV	2/2/16	*	33	3-12	.250	1-6	.167	4-5	.800	0	6	6	2.9	1	4	3	0	0	11	14.0	
at SAN DIEGO STATE	02-06-16	*	40	3-12	.250	0-3	.000	1-2	.500	2	2	4	2.9	2	2	2	0	2	7	13.7	
at Utah State	02/09/16	*	31	2-10	.200	0-4	.000	1-3	.333	1	2	3	2.9	4	5	3	0	1	5	13.3	
SAN JOSE STATE	02/13/16	*	20	1-6	.167	0-5	.000	4-4	1.000	0	0	0	2.8	5	3	2	0	0	6	13.0	
BOISE STATE	2/17/16	*	19	3-8	.375	2-3	.667	0-0	.000	0	2	2	2.8	3	2	4	0	3	8	12.8	
Totals			25	742	103-291	.354	43-132	.326	71-98	.724	7	62	69	2.8	72	98	82	0	22	320	12.8

Games played: 25  
Minutes/game: 29.7  
Points/game: 12.8  
FG Pct: 35.4  
3FG Pct: 32.6  
FT Pct: 72.4

Rebounds/game: 2.8  
Assists/game: 3.9  
Turnovers/game: 3.3  
Assist/turnover ratio: 1.2  
Steals/game: 0.9

Points: 29 vs. Oral Roberts (12-1-15)

FG: 10 vs. Oral Roberts (12-1-15)

FGA: 20 vs. Oral Roberts (12-1-15)

3FG: 4, Three times

3FGA: 10 vs. Auburn (12-22-15)

FT: 8, Twice

FTA: 10, Twice

Rebounds: 6 vs. UNLV (2-2-16)

Assists: 9 vs. New Mexico State (12-16-16)

Blocks:

Steals: 4 vs. Utah State (1-9-16)

Minutes Played: 40 at San Diego State (2-6-16)

## CAREER HIGHS

Points: 29 vs. Oral Roberts (12-1-15)

FG: 10 vs. Oral Roberts (12-1-15)

FGA: 20 vs. Oral Roberts (12-1-15)

3FG: 6 vs. Marquette (12-21-13)

3FGA: 10 (2x) Last Time vs. Auburn (12-22-15)

FT: 8 (3x) Last Time at UNLV (1-12-16)

FTA: 10 (3x) Last Time at UNLV (1-12-16)

Rebounds: 6 vs. UNLV (2-2-16)

Assists: 9 vs. New Mexico State (12-16-16)

Blocks: N/A

Steals: 4 vs. Utah State (1-9-16)

Minutes Played: 40 at San Diego State (2-6-16)

## MISCELLANEOUS STATISTICS

	SEASON	CAREER
Double-Digit Scoring	18	29
20+ Point Scoring	4	7
Led Team in Scoring	3	7
Led Team in Assists	18	21
Led Team in Steals	5	6

## CAREER STATISTICS

			Total		3-Point		F-Throws		Rebounds										Scoring	
Season	gp-gs	min/avg	fg-fga	pct	fg-fga	pct	ft-fa	pct	off	def	tot	avg	pf	fo	ast	to	blk	stl	pts	avg
2013-14	34-3	677/19.9	75-201	.373	42-117	.359	51-71	.718	9	49	58	1.7	80	1	65	64	0	12	243	7.1
2014-15	3-3	89/29.7	13-35	.371	8-16	.500	17-20	.850	0	4	4	1.3	7	0	11	7	0	2	51	17.0
2015-16	25-25	742/29.7	103-291	.354	43-132	.326	71-98	.724	7	62	69	2.8	72	4	98	82	0	22	320	12.8
TOTAL	62-31	1508/24.3	191-527	.362	93-265	.351	139-189	.735	16	115	131	2.1	159	5	174	153	0	36	614	9.9

# THE 2015-16 LOBOS



## Jordan Hunter

# 3

5'11" - 180 lbs. - Freshman - Guard  
Beaumont, Texas (Ozen HS)

### NOTEWORTHY :

- Made first start of any freshman this season against San Jose State
- Scored 10 against Washington State, first freshman to hit double-digit scoring this season
- District Co-MVP as a senior in high school
- Reached the championship game of the 2015 Texas 5A state tournament

## GAME-BY-GAME STATISTICS

## SEASON HIGHS

#03 HUNTER, Jordan

Opponent	Date	gs	min	Total		3-Pointers		Free throws		Rebounds									
				fg	pct	3fg	pct	ft	pct	off	def	tot	avg	pf	a	t/o	blk	stl	pts
TEXAS SOUTHERN	11/13/15	5	0	0	.000	0	.000	0	0	0	0	0	0.0	0	1	0	0	0	0
at New Mexico State	11/15/15	4	1	1	1.000	1	1.000	0	0	0	1	1	0.5	0	1	0	0	0	3
LOYOLA-CHICAGO	11/18/15	11	1	2	.500	0	.0	0	0	0	1	1	0.7	0	2	1	0	0	2
at USC	11/21/15	2	0	0	.000	0	0	0	0	0	1	1	0.8	0	0	1	0	0	0
NICHOLLS STATE	11/25/15	2	1	1	1.000	0	.0	0	0	0	1	1	0.8	0	0	1	0	0	2
ORAL ROBERTS	12/1/15	4	1	2	.500	0	.0	0	0	0	0	0	0.7	0	1	0	0	0	2
at Purdue	12/05/15	9	0	1	.000	0	0	0	0	0	0	0	0.6	0	3	1	1	0	0
NORTHERN IOWA	12/12/15	15	2	3	.667	2	.667	0	0	0	2	2	0.8	1	1	1	0	1	6
NEW MEXICO STATE	12/16/15	3	0	2	.000	0	.0	0	0	0	1	1	0.8	1	0	0	0	1	0
RICE	12/19/15	6	2	4	.500	1	.333	0	0	0	1	1	0.8	2	1	3	0	0	5
vs Auburn	12-22-15	dnp	-	-	-	-	-	-	-	-	-	-	-	-	-	-	-	-	-
vs BYU	12-23-15	16	1	2	.500	0	.000	0	0	0	1	1	0.8	1	1	2	0	0	2
vs Washington State	12-25-15	28	3	6	.500	0	.3	0	4	5	800	0	2	2	0	9	0	2	10
NEVADA	12/30/15	9	0	1	.000	0	0	0	0	0	0	0	0.8	2	2	1	0	0	0
at Fresno State	01/02/16	10	1	2	.500	1	1.000	0	0	0	1	2	3	0	0	1	2	0	1
UTAH STATE	01/09/16	7	2	2	1.000	0	.000	0	0	0	3	3	3	1	0	1	1	0	3
at UNLV	01/12/16	8	1	3	.333	0	0	0	0	0	0	0	1.1	0	1	1	0	0	2
WYOMING	1/16/16	6	0	0	.000	0	0	0	0	0	0	2	2	1	1	1	0	0	0
at San Jose State	1/23/16	18	2	3	.667	1	.500	0	0	0	0	0	1.1	3	2	0	1	1	5
AIR FORCE	1/27/16	11	0	0	.000	0	.000	0	0	0	1	1	2	1	1	2	0	0	0
at Boise State	01/30/16	15	2	3	.667	1	.500	0	0	0	0	0	1.2	1	2	0	0	0	2
UNLV	2/2/16	8	0	3	.000	0	0	0	0	0	1	0	1.0	0	1	0	0	1	0
at SAN DIEGO STATE	02-06-16	8	1	4	.250	1	.500	0	0	0	0	1	1	1	0	2	1	0	3
at Utah State	02/09/16	3	0	2	.000	0	.0	0	0	0	0	0	1.0	0	1	2	0	0	0
SAN JOSE STATE	02/13/16	11	0	2	.000	0	.1	0	0	0	1	1	1	0	1	2	1	0	1
BOISE STATE	2/17/16	20	2	2	1.000	2	1.000	0	0	0	1	1	1.0	2	2	2	1	0	6
Totals		1	239	23	52	.442	10	23	.435	5	8	625	3	22	25	1	0	20	30

Games played: 25  
Minutes/game: 9.6  
Points/game: 2.4  
FG Pct: .442  
3FG Pct: .435  
FT Pct: .625

Rebounds/game: 1.0  
Assists/game: 1.2  
Turnovers/game: 0.9  
Assist/turnover ratio: 1.3  
Steals/game: 0.5  
Blocks/game: 0.0

Points: 10 vs. Washington State (12-25-15)

FG: 3 vs. Washington State (12-25-15)

FGA: 5 vs. Washington State (12-25-15)

3FG: 2, Twice

3FGA: 3, Three times

FT: 4 vs. Washington State (12-25-15)

FTA: 5 vs. Washington State (12-25-15)

Rebounds: 3, Twice

Assists: 2, Five times

Blocks: 1 vs. Northern Iowa (12-12-15)

Steals: 3 vs. Utah State (1-9-16)

Minutes Played: 28 vs. Washington State (12-25-15)

## CAREER HIGHS

## MISCELLANEOUS STATISTICS

### SEASON

### CAREER

Double-Digit Scoring  
Led Team in Blocks  
Led Team in Assists

1  
1  
1

1  
1  
1

## CAREER STATISTICS

			Total		3-Point		F-Throws		Rebounds											Scoring	
Season	gp-gs	min/avg	fg-fga	pct	fg-fga	pct	ft-fa	pct	off	def	tot	avg	pf	fo	ast	to	blk	stl	pts	avg	
2015-16	25-1	239/9.6	23-52	.442	10-23	.435	5-8	.625	3	22	25	1.0	20	0	30	23	1	13	61	2.4	
TOTAL	25-1	239/9.6	23-52	.442	10-23	.435	5-8	.625	3	22	25	1.0	20	0	30	23	1	13	61	2.4	

# THE 2015-16 LOBOS



**Elijah Brown**  
6'4" - 200 lbs. - RS-Sophomore - Guard  
Orange County, Calif. (Butler)

**4**

## NOTEWORTHY :

- 3x Mountain West Conference Player of the Week
- Scored 13 points in final four minutes against Boise State
- 33 points against San Jose State is school record off the bench
- 15-for-15 FT shooting vs. Nevada was one short of school record
- Son of former NBA head coach Mike Brown

## GAME-BY-GAME STATISTICS

## SEASON HIGHS

#04 BROWN, Elijah

Opponent	Date	gs	min	Total		3-Pointers		Free throws		Rebounds				pf	a	t/o	blk	stl	pts	avg	
				fg-fga	pct	3fg-fga	pct	ft-fa	pct	off	def	tot	avg								
TEXAS SOUTHERN	11/13/15	*	24	6-9	.667	2-5	.400	2-3	.667	1	2	3	3.0	2	6	1	1	1	16	16.0	
at New Mexico State	11/15/15	*	35	8-17	.471	2-7	.286	13-14	.929	2	4	6	4.5	2	2	2	0	0	31	23.5	
LOYOLA-CHICAGO	11/18/15	*	30	2-6	.333	0-3	.000	2-2	1.000	0	5	5	4.7	2	3	4	0	1	6	17.7	
at USC	11/21/15	*	36	6-21	.286	4-12	.333	2-2	1.000	0	5	5	4.8	2	0	0	0	1	18	17.8	
NICHOLLS STATE	11/25/15	*	30	5-12	.417	2-9	.222	6-6	1.000	2	7	9	5.6	2	5	2	0	2	18	17.8	
ORAL ROBERTS	12/1/15	*	34	5-12	.417	4-9	.444	1-2	.500	2	5	7	5.8	2	5	1	0	2	15	17.3	
at Purdue	12/05/15	*	34	6-12	.500	3-5	.600	6-7	.857	0	4	4	5.6	2	3	5	0	1	21	17.9	
NORTHERN IOWA	12/12/15	*	38	9-15	.600	2-6	.333	5-6	.833	0	7	7	5.8	2	2	1	0	1	25	18.8	
NEW MEXICO STATE	12/16/15	*	34	7-14	.500	3-6	.500	3-5	.600	1	7	8	6.0	1	6	2	0	1	20	18.9	
RICE	12/19/15	*	30	5-13	.385	3-9	.333	8-9	.889	0	5	5	5.9	2	2	3	0	1	21	19.1	
vs Auburn	12-22-15	*	35	10-17	.588	6-9	.667	7-9	.778	0	7	7	6.0	4	0	5	0	1	33	20.4	
vs BYU	12-23-15	*	33	3-11	.273	2-6	.333	8-10	.800	0	3	3	5.8	2	2	1	0	0	16	20.0	
vs Washington State	12-25-15	*	35	4-14	.286	0-4	.000	7-8	.875	1	6	7	5.8	2	2	5	0	1	15	19.6	
NEVADA	12/30/15	*	37	4-12	.333	1-5	.200	15-15	1.000	1	4	5	5.8	2	4	5	0	3	24	19.9	
at Fresno State	01/02/16	*	25	2-4	.500	1-3	.333	7-7	1.000	0	3	3	5.6	3	3	6	0	0	12	19.4	
UTAH STATE	01/09/16	*	33	6-10	.600	2-4	.500	4-4	1.000	0	6	6	5.6	2	5	2	0	0	18	19.3	
at UNLV	01/12/16	*	37	10-20	.500	3-7	.429	1-2	.500	0	10	10	5.9	3	1	0	0	1	24	19.6	
WYOMING	1/16/16	*	24	4-9	.444	1-3	.333	4-7	.571	1	4	5	5.8	4	0	2	0	1	13	19.2	
at San Jose State	1/23/16	*	28	10-15	.667	4-5	.800	9-9	1.000	1	5	6	5.8	2	2	4	0	2	33	19.9	
AIR FORCE	1/27/16	*	25	5-8	.625	4-6	.667	3-5	.600	0	3	3	5.7	2	2	2	5	0	17	19.8	
at Boise State	01/30/16	*	37	7-15	.467	4-7	.571	12-14	.857	1	4	5	5.7	0	5	3	0	0	30	20.3	
UNLV	2/2/16	*	39	6-16	.375	2-6	.333	12-12	1.000	3	2	5	5.6	1	4	6	0	2	26	20.5	
at SAN DIEGO STATE	02-06-16	*	43	4-20	.200	3-12	.250	12-14	.857	1	3	4	5.6	1	5	1	0	1	23	20.7	
at Utah State	02/09/16	*	34	7-16	.438	4-10	.400	4-4	1.000	0	1	1	5.4	4	5	1	0	1	22	20.7	
SAN JOSE STATE	02/13/16	*	34	5-15	.333	2-7	.286	9-10	.900	1	2	3	5.3	3	4	4	1	2	21	20.7	
BOISE STATE	2/17/16	*	35	7-17	.412	4-7	.571	8-12	.667	0	6	6	5.3	1	1	3	0	0	26	20.9	
Totals			23	859	153-350	.437	68-172	.395	170-198	.859	18	120	138	5.3	55	79	74	2	26	544	20.9

Games played: 26  
Minutes/game: 33.0  
Points/game: 20.9  
FG Pct: 43.7  
3FG Pct: 39.5  
FT Pct: 85.9

Rebounds/game: 5.3  
Assists/game: 3.0  
Turnovers/game: 2.8  
Assist/turnover ratio: 1.1  
Steals/game: 1.0  
Blocks/game: 0.1

Points: 33, Twice

FG: 10, Twice

FGA: 21 at USC (11-21-15)

3FG: 6 vs. Auburn (12-22-15)

3FGA: 12, Twice

FT: 15 vs. Nevada (12-30-15)

FTA: 15 vs. Nevada (12-30-15)

Rebounds: 10 at UNLV (1-12-16)

Assists: 6, Twice

Blocks: 1, Twice

Steals: 3 vs. Nevada (12-30-15)

Minutes Played: 43 at San Diego State (2-6-16)

## CAREER HIGHS

## MISCELLANEOUS STATISTICS

	SEASON	CAREER
30+ Scoring	4	4
20+ Scoring	15	15
10+ Rebounds	1	1
Double-Doubles	1	1
Double-Digit Scoring	25	25
Led Team in Scoring	17	17
Led Team in Assists	10	10
Led Team in Rebounds	6	6
Led Team in Steals	10	10

## CAREER STATISTICS

			Total		3-Point		F-Throws		Rebounds											Scoring	
Season	gp-gs	min/avg	fg-fga	pct	fg-fga	pct	ft-fa	pct	off	def	tot	avg	pf	fo	ast	to	blk	stl	pts	avg	
2015-16	26-23	859/33.0	153-350	.437	68-172	.395	170-198	.859	18	120	138	5.3	55	0	79	74	2	26	544	20.9	
TOTAL	26-23	859/33.0	153-350	.437	68-172	.395	170-198	.859	18	120	138	5.3	55	0	79	74	2	26	544	20.9	

# THE 2015-16 LOBOS



**Obij Aget**

7'1" - 220 lbs. - Junior - Center  
Juba, South Sudan (La Lumiere HS)

**11**

## NOTEWORTHY :

- Scored career-high 14 points with 11 boards against Nevada
- 65 percent shooter
- Six games with perfect field goal percentage
- Academic All-MW selection
- From a family of 12 children

## GAME-BY-GAME STATISTICS

## SEASON HIGHS

### #11 AGET, Obij

Opponent	Date	gs	min	Total		3-Pointers		Free throws		Rebounds											
				fg-fga	pct	3fg-fga	pct	ft-fa	pct	off	def	tot	avg	pf	a	t/o	blk	stl	pts	avg	
TEXAS SOUTHERN	11/13/15	*	15	2-2	1.000	0-0	.000	2-2	1.000	3	3	6	6.0	1	0	2	1	0	0	6	6.0
at New Mexico State	11/15/15	*	32	3-5	.600	0-0	.000	0-0	.000	4	2	6	6.0	5	0	1	0	0	0	6	6.0
LOYOLA-CHICAGO	11/18/15	*	20	4-5	.800	0-0	.000	0-0	.000	1	7	8	6.7	3	1	1	1	0	0	8	6.7
at USC	11/21/15	*	39	5-8	.625	0-0	.000	1-2	.500	6	5	11	7.8	2	0	1	4	0	0	11	7.8
NICHOLLS STATE	11/25/15	*	16	3-3	1.000	0-0	.000	3-4	.750	2	6	8	7.8	1	0	0	0	0	0	9	8.0
ORAL ROBERTS	12/1/15	*	21	2-3	.667	0-0	.000	2-2	1.000	1	2	3	7.0	4	0	4	0	0	0	6	7.7
at Purdue	12/05/15	*	10	3-3	1.000	0-0	.000	1-2	.500	0	2	2	6.3	5	0	1	1	0	0	7	7.6
NORTHERN IOWA	12/12/15	*	26	3-4	.750	0-0	.000	2-3	.667	2	2	4	6.0	4	0	1	0	0	0	8	7.6
NEW MEXICO STATE	12/16/15	*	22	3-3	1.000	0-0	.000	1-1	1.000	0	1	1	5.4	3	0	0	2	1	0	7	7.6
RICE	12/19/15	*	22	3-5	.600	0-0	.000	5-8	.625	2	5	7	5.6	2	2	2	5	0	0	11	7.9
vs Auburn	12-22-15	*	34	2-2	1.000	0-0	.000	3-4	.750	2	7	9	5.9	2	0	2	2	0	0	7	7.8
vs BYU	12-23-15	*	16	1-4	.250	0-0	.000	0-0	.000	3	1	4	5.8	4	0	2	0	0	0	2	7.3
vs Washington State	12-25-15	*	32	2-5	.400	0-0	.000	0-0	.000	4	2	6	5.8	2	1	4	2	1	0	4	7.1
NEVADA	12/30/15	*	33	7-9	.778	0-0	.000	0-1	.000	6	5	11	6.1	2	0	2	3	3	0	14	7.6
at Fresno State	01/02/16	*	30	5-8	.625	0-0	.000	0-0	.000	2	8	10	6.4	4	1	1	3	0	0	10	7.7
UTAH STATE	01/09/16	*	25	3-6	.500	0-0	.000	0-0	.000	3	3	6	6.4	2	0	3	1	0	0	6	7.6
at UNLV	01/12/16	*	25	4-7	.571	0-0	.000	3-4	.750	3	5	8	6.5	4	0	2	1	0	0	11	7.8
WYOMING	1/16/16	*	26	5-8	.625	0-0	.000	1-2	.500	2	3	5	6.4	4	1	1	1	0	0	11	8.0
at San José State	12/31/16	*	17	3-3	1.000	0-0	.000	0-0	.000	2	3	5	6.3	3	0	1	0	0	0	6	7.9
AIR FORCE	12/7/16	*	18	0-2	.000	0-0	.000	0-0	.000	0	0	0	6.0	3	2	1	1	1	0	0	7.5
at Boise State	01/30/16	*	25	3-5	.600	0-0	.000	0-0	.000	3	5	8	6.1	4	1	1	1	0	0	6	7.4
UNLV	2/2/16	*	29	5-6	.833	0-0	.000	0-1	.000	1	6	7	6.1	3	0	0	2	0	0	10	7.5
at SAN DIEGO STATE	02-06-16	*	19	3-4	.750	0-0	.000	0-0	.000	1	2	3	6.0	4	0	1	1	0	0	6	7.5
at Utah State	02/09/16	*	22	1-2	.500	0-0	.000	0-0	.000	0	4	4	5.9	2	1	2	1	0	0	2	7.3
SAN JOSE STATE	02/13/16	*	15	4-8	.500	0-0	.000	3-3	1.000	2	4	6	5.9	4	0	0	2	0	0	11	7.4
BOISE STATE	2/17/16	*	16	0-1	.000	0-0	.000	0-0	.000	1	3	4	5.8	3	0	1	0	0	0	0	7.1
Totals			26	605	79-121	.653	0-0	.000	27-39	.692	56	96	152	5.8	80	10	37	35	6	185	7.1

Games played: 26  
Minutes/game: 23.3  
Points/game: 7.1  
FG Pct: 65.3  
FT Pct: 69.2

Rebounds/game: 5.8  
Assists/game: 0.4  
Turnovers/game: 1.4  
Assist/turnover ratio: 0.3  
Steals/game: 0.2  
Blocks/game: 1.3

Points: 14 vs. Nevada (12-30-15)

FG: 7 vs. Nevada (12-30-15)

FGA: 9 vs. Nevada (12-30-15)

3FG:

3FGA:

FT: 5 vs. Rice (12-19-15)

FTA: 8 vs. Rice (12-19-15)

Rebounds: 11, Twice

Assists: 2, Twice

Blocks: 5 vs. Rice (12-19-15)

Steals: 3 vs. Nevada (12-30-15)

Minutes Played: 39 at USC (11-21-15)

## CAREER HIGHS

Points: 14 (3x) Last Time vs. Nevada (12-30-15)

FG: 7 vs. Nevada (12-30-15)

FGA: 11 vs. Wyoming (3-7-15)

3FG: N/A

3FGA: N/A

FT: 5 (2x) Last Time vs. Rice (12-19-15)

FTA: 8 vs. Rice (12-19-15)

Rebounds: 12 (2x) Last Time at Fresno State (2-28-15)

Assists: 2 (2x) Last Time vs. Air Force (1-27-16)

Blocks: 5 vs. Rice (12-19-15)

Steals: 3 (2x) Last Time vs. Nevada (12-30-15)

Minutes Played: 42 vs. Wyoming (3-7-15)

## MISCELLANEOUS STATISTICS

### SEASON

### CAREER

Led Team in Scoring  
Double-Digit Scoring  
10+ Rebounds  
Double-Doubles  
Led Team in Rebounding  
Led Team in Blocks  
Led Team in Steals

8  
3  
3  
7  
12  
1

4  
16  
7  
7  
19  
29  
3

## CAREER STATISTICS

			Total		3-Point		F-Throws		Rebounds											Scoring	
Season	gp-gs	min/avg	fg-fga	pct	fg-fga	pct	ft-fa	pct	off	def	tot	avg	pf	fo	ast	to	blk	stl	pts	avg	
2013-14	28-2	176/6.3	14-26	.538	0-0	.000	7-13	.538	13	24	37	1.3	30	1	2	7	5	1	35	1.3	
2014-15	31-31	765/24.7	81-145	.559	0-0	.000	50-77	.649	60	108	168	5.4	80	4	8	43	42	16	212	6.8	
2015-16	26-26	605/23.3	79-121	.653	0-0	.000	27-39	.692	56	96	152	5.8	80	2	10	37	35	6	185	7.1	
TOTAL	85-59	1546/18.2	174-292	.596	0-0	.000	84-129	.651	129	228	357	4.2	190	7	20	87	82	23	432	5.1	

NEW MEXICO BASKETBALL  
WWW.GOLOBOS.COM

# THE 2015-16 LOBOS



**Devon Williams**  
6'8" - 210 lbs. - RS-Junior - Forward  
Dallas, Texas (Woodrow Wilson HS)

**12**

## NOTEWORTHY :

- Out due to injury
- Decorated prep career at Woodrow Wilson High School
- Academic All-MW selection
- Started 30 games at the forward position in 2014-15

## GAME-BY-GAME STATISTICS

## SEASON HIGHS

#12 WILLIAMS, Devon

Opponent	Date	Total		3-Pointers		Free throws		Rebounds				pf	a	t/o	blk	stl	pts	avg	
		gs	min	fg-fga	pct	3fg-fga	pct	ft-fa	pct	off	def								tot
TEXAS SOUTHERN	11/13/15	14	0	0-0	.000	0-0	.000	2-4	.500	0	3	3	3.0	3	0	0	1	2	2.0
at New Mexico State	11/15/15	14	0	1-1	.000	0-0	.000	2-2	1.000	0	0	0	1.5	1	0	1	0	2	2.0
Totals		0	28	0-1	.000	0-0	.000	4-6	.667	0	3	3	1.5	4	0	1	0	4	2.0

Games played: 2  
Minutes/game: 14.0  
Points/game: 2.0  
FG Pct: 0.0  
FT Pct: 66.7

Rebounds/game: 1.5  
Turnovers/game: 0.5  
Steals/game: 0.5

Points: 2, Twice

FG:

FGA: 1 at New Mexico State (11-15-15)

3FG:

3FGA:

FT: 2, Twice

FTA: 4 vs. Texas Southern (11-13-15)

Rebounds: 3 vs. Texas Southern (11-13-15)

Assists:

Blocks:

Steals: 1 vs. Texas Southern (11-13-15)

Minutes Played: 14, Twice

## CAREER HIGHS

Points: 15 vs. USC (11-30-14)

FG: 7 vs. Wyoming (3-7-15)

FGA: 11 (2x) Last Time vs. Wyoming (3-7-15)

3FG: 1 (5x) Last Time at Wyoming (1-24-15)

3FGA: 5 vs. USC (11-30-14)

FT: 5 (2x) Last Time vs. UNLV (2-21-15)

FTA: 6 (4x) Last Time vs. UNLV (2-21-15)

Rebounds: 10 vs. USC (11-30-14)

Assists: 2 (5x) Last Time vs. Wyoming (3-7-15)

Blocks: 3 (2x) Last Time vs. San Diego State (2-17-15)

Steals: 3 vs. Fresno State (12-31-14)

Minutes Played: 36 (2x) Last Time vs. Wyoming (3-7-15)

## MISCELLANEOUS STATISTICS

### SEASON

### CAREER

Double-Digit Scoring  
10+ Rebounds  
Double-Doubles  
Led Team in Scoring  
Led Team in Rebounding  
Led Team in Blocks  
Led Team in Steals  
Led Team in Assists

7  
1  
1  
2  
2  
6  
4  
1

## CAREER STATISTICS

			Total		3-Point		F-Throws		Rebounds										Scoring	
Season	gp-gs	min/avg	fg-fga	pct	fg-fga	pct	ft-fa	pct	off	def	tot	avg	pf	fo	ast	to	blk	stl	pts	avg
2013-14	5-0	8/1.6	1-1	1.000	0-0	.000	0-0	.000	1	1	2	0.4	6	0	1	1	0	0	2	0.4
2014-15	31-30	701/22.6	75-164	.457	5-19	.263	53-76	.697	48	56	104	3.4	63	1	20	46	20	17	208	6.7
2015-16	2-0	28/14.0	0-1	.000	0-0	.000	4-6	.667	0	3	3	1.5	4	0	0	1	0	1	4	2.0
TOTAL	38-30	737/19.4	76-166	.458	5-19	.263	57-82	.695	49	60	109	2.9	73	1	21	48	20	18	214	5.6

# THE 2015-16 LOBOS



## Dane Kuiper

# 14

6'7" - 200 lbs. - Freshman - Guard/Forward  
Wasilla, Alaska (Corona del Sol HS (Ariz.))

### NOTEWORTHY :

- Set career-highs of 11 points, four rebounds, four assists and two blocks at San Jose State
- Rated as the top player in Arizona for the 2015 recruiting class
- Helped guide Tempe Corona del Sol to a pair of state championships
- One of five NCAA Division I players from the 2014-15 Corona del Sol Aztecs

## GAME-BY-GAME STATISTICS

## SEASON HIGHS

#14 KUIPER, Dane

Opponent	Date	gs	min	Total	3-Pointers	Free throws	Rebounds	pf	a	to	blk	stl	pts	avg
				fg-fga	pct	ft-fa	pct	off	def	tot				
TEXAS SOUTHERN	11/13/15	8	0-2	.000	0-1	.000	1-2	.500	0	0	0.0	0	1	1.0
at New Mexico State	11/15/15	4	0-0	.000	0-0	.000	0-0	.000	0	0	0.0	0	0	0.5
LOYOLA-CHICAGO	11/18/15	5	0-0	.000	0-0	.000	0-0	.000	0	1	0.3	0	0	0.3
at USC	11/21/15	dnp	-	-	-	-	-	-	-	-	-	-	-	-
NICHOLLS STATE	11/25/15	6	0-1	.000	0-1	.000	0-0	.000	0	0	0.3	1	1	0.3
ORAL ROBERTS	12/1/15	3	0-0	.000	0-0	.000	0-0	.000	0	1	0.4	2	1	0.2
at Purdue	12/05/15	dnp	-	-	-	-	-	-	-	-	-	-	-	-
NORTHERN IOWA	12/12/15	dnp	-	-	-	-	-	-	-	-	-	-	-	-
NEW MEXICO STATE	12/16/15	7	1-2	.500	0-0	.000	0-0	.000	0	3	0.8	2	1	0.5
RICE	12/19/15	4	1-2	.500	0-0	.000	0-0	.000	0	0	0.7	0	0	0.7
vs Auburn	12-22-15	dnp	-	-	-	-	-	-	-	-	-	-	-	-
vs BYU	12-23-15	3	0-1	.000	0-0	.000	0-0	.000	0	0	0.6	0	0	0.6
vs Washington State	12-25-15	2	0-1	.000	0-0	.000	0-0	.000	0	0	0.6	0	0	0.6
NEVADA	12/30/15	dnp	-	-	-	-	-	-	-	-	-	-	-	-
at Fresno State	01/02/16	dnp	-	-	-	-	-	-	-	-	-	-	-	-
UTAH STATE	01/09/16	14	1-3	.333	0-1	.000	0-0	.000	0	3	0.8	0	1	0.7
at UNLV	01/12/16	5	0-1	.000	0-0	.000	0-0	.000	1	0	1.0	0	2	0.6
WYOMING	1/16/16	dnp	-	-	-	-	-	-	-	-	-	-	-	-
at San Jose State	1/23/16	28	3-4	.750	2-3	.667	3-3	1.000	0	4	1.1	4	2	1.5
AIR FORCE	1/27/16	9	0-1	.000	0-1	.000	0-0	.000	0	0	1.0	0	0	1.4
at Boise State	01/30/16	6	0-0	.000	0-0	.000	0-0	.000	0	1	1.0	1	0	1.3
UNLV	2/2/16	3	0-0	.000	0-0	.000	0-0	.000	0	0	0.9	1	0	1.2
at SAN DIEGO STATE	02-06-16	4	0-0	.000	0-0	.000	0-0	.000	0	1	1.0	0	0	1.1
at Utah State	02/09/16	6	0-0	.000	0-0	.000	0-0	.000	0	1	0.9	0	0	1.1
SAN JOSE STATE	02/13/16	15	2-2	1.000	2-2	1.000	0-0	.000	0	3	1.1	1	2	1.3
BOISE STATE	2/17/16	18	2-4	.500	1-2	.500	2-2	1.000	1	1	1.1	1	2	1.6
Totals		0	150	10-24	.417	5-11	.455	6-7	.857	2	19	21	1.1	1.6

Games played: 19  
Minutes/game: 7.9  
Points/game: 1.6  
FG Pct: 41.7  
3FG Pct: 45.5  
FT Pct: 85.7

Rebounds/game: 1.1  
Assists/game: 0.7  
Turnovers/game: 0.4  
Assist/turnover ratio: 1.6  
Steals/game: 0.3  
Blocks/game: 0.4

Points: 11 at San Jose State (1-26-16)

FG: 3 at San Jose State (1-26-16)

FGA: 4, Twice

3FG: 2, Twice

3FGA: 3 at San Jose State (1-26-16)

FT: 3 at San Jose State (1-26-16)

FTA: 3 at San Jose State (1-26-16)

Rebounds: 4 at San Jose State (1-26-16)

Assists: 4 at San Jose State (1-26-16)

Blocks: 2, Twice

Steals: 2 vs. Utah State (1-9-16)

Minutes Played: 28 at San Jose State (1-26-16)

## CAREER HIGHS

## MISCELLANEOUS STATISTICS

	SEASON	CAREER
Double-Digit Scoring	1	1
Led Team in Assists	2	2
Led Team in Blocks	1	1

## CAREER STATISTICS

Season	gp-gs	min/avg	Total	3-Point	F-Throws	Rebounds	pf	fo	ast	to	blk	stl	pts	avg
			fg-fga	pct	fg-fga	pct	ft-fa	pct	off	def	tot	avg		
2015-16	19-0	150/7.9	10-24	.417	5-11	.455	6-7	.857	2	19	21	1.1	31	1.6
TOTAL	19-0	150/7.9	10-24	.417	5-11	.455	6-7	.857	2	19	21	1.1	31	1.6

# THE 2015-16 LOBOS



**Sam Logwood**  
**6'7" - 210 lbs. - Sophomore - Guard/Forward**  
**Indianapolis, Ind. (La Lumiere HS)**

**20**

## NOTEWORTHY :

- Scored double digits against Loyola-Chicago, NMSU and UNLV
- Shooting 40 percent from 3-point range
- Career highs of three blocks, four steals at San Diego State
- Career highs of seven boards, five assists against Wyoming
- Academic All-MW selection

## GAME-BY-GAME STATISTICS

## SEASON HIGHS

#20 LOGWOOD, Sam

Opponent	Date	gs	min	Total		3-Pointers		Free throws		Rebounds				pf	a	t/o	blk	stl	pts	avg	
				fg-fga	pct	3fg-fga	pct	ft-fa	pct	off	def	tot	avg								
TEXAS SOUTHERN	11/13/15	*	18	2-4	.500	0-1	.000	1-3	.333	0	3	3	3.0	2	2	0	0	1	5	5.0	
at New Mexico State	11/15/15	*	22	3-7	.429	2-2	1.000	1-1	1.000	4	1	5	4.0	2	0	1	1	0	9	7.0	
LOYOLA-CHICAGO	11/18/15	*	26	5-5	1.000	2-2	1.000	0-0	.000	1	3	4	4.0	2	2	1	2	0	12	7.0	
at USC	11/21/15	*	16	1-5	.200	0-2	.000	0-1	.000	2	4	6	4.5	3	1	3	0	0	2	7.0	
NICHOLLS STATE	11/25/15	*	19	2-4	.500	1-2	.500	1-2	.500	1	3	4	4.4	2	2	4	1	2	6	6.8	
ORAL ROBERTS	12/1/15	*	23	2-5	.400	1-2	.500	1-2	.500	1	1	2	4.0	3	1	0	1	1	6	6.7	
at Purdue	12/05/15	*	27	0-2	.000	0-1	.000	0-0	.000	1	3	4	4.0	5	1	2	0	2	0	5.7	
NORTHERN IOWA	12/12/15	*	22	2-3	.667	1-1	1.000	1-3	.333	3	4	7	4.4	3	1	3	0	0	6	5.8	
NEW MEXICO STATE	12/16/15	*	22	2-5	.400	1-3	.333	5-8	.625	1	3	4	4.3	2	2	0	0	0	10	6.2	
RICE	12/19/15	*	31	1-2	.500	1-2	.500	1-2	.500	0	3	3	4.2	2	2	1	0	2	4	6.0	
vs Auburn	12-22-15	*	34	2-6	.333	0-2	.000	1-1	1.000	1	3	4	4.2	4	3	6	0	1	5	5.9	
vs BYU	12-23-15	*	27	2-4	.500	0-0	.000	0-0	.000	0	1	1	3.9	0	1	2	0	1	4	5.8	
vs Washington State	12-25-15	*	26	3-6	.500	0-1	.000	0-0	.000	0	4	4	3.9	1	3	0	0	0	6	5.8	
NEVADA	12/30/15	*	30	1-5	.200	1-2	.500	2-4	.500	3	2	5	4.0	4	2	2	1	2	5	5.7	
at Fresno State	01/02/16	*	23	3-6	.500	0-0	.000	0-0	.000	0	4	4	4.0	3	2	1	0	1	6	5.7	
UTAH STATE	01/09/16	*	21	3-3	1.000	0-0	.000	2-4	.500	1	0	1	3.8	2	2	2	0	0	8	5.9	
at UNLV	01/12/16	*	29	4-9	.444	1-1	1.000	3-4	.750	3	3	6	3.9	1	1	3	0	1	12	6.2	
WYOMING	1/16/16	*	39	0-5	.000	0-1	.000	1-2	.500	1	6	7	4.1	3	5	2	0	0	1	5.9	
at San Jose State	1/23/16	*	9	1-2	.500	0-0	.000	0-2	.000	0	2	2	4.0	4	2	1	0	0	2	5.7	
AIR FORCE	1/27/16	*	23	3-6	.500	0-1	.000	2-3	.667	0	6	6	4.1	1	2	3	0	0	8	5.9	
at Boise State	01/30/16	*	34	3-5	.600	1-1	1.000	1-2	.500	1	5	6	4.2	3	4	3	0	0	8	6.0	
UNLV	2/2/16	*	33	2-6	.333	0-1	.000	1-2	.500	2	1	3	4.1	2	2	1	1	1	5	5.9	
at SAN DIEGO STATE	02-06-16	*	41	2-9	.222	0-2	.000	0-0	.000	1	5	6	4.2	3	2	2	3	4	4	5.8	
at Utah State	02/09/16	*	25	3-7	.429	1-1	1.000	0-0	.000	2	1	3	4.2	5	3	1	0	1	7	5.9	
SAN JOSE STATE	02/13/16	*	23	2-6	.333	1-2	.500	1-2	.500	1	2	3	4.1	2	1	1	0	0	6	5.9	
BOISE STATE	2/17/16	*	22	3-7	.429	0-2	.000	2-2	1.000	2	1	3	4.1	2	0	0	0	0	8	6.0	
Totals			26	665	57-134	.425	14-35	.400	27-50	.540	32	74	106	4.1	66	49	45	10	20	155	6.0

Games played: 26  
 Minutes/game: 25.6  
 Points/game: 6.0  
 FG Pct: 42.5  
 3FG Pct: 40.0  
 FT Pct: 54.0

Rebounds/game: 4.1  
 Assists/game: 1.9  
 Turnovers/game: 1.7  
 Assist/turnover ratio: 1.1  
 Steals/game: 0.8  
 Blocks/game: 0.4

**Points:** 12, Twice

**FG:** 5 vs. Loyola-Chicago (11-18-15)

**FGA:** 9 at San Diego State (2-6-16)

**3FG:** 2, Twice

**3FGA:** 3 vs. New Mexico State (12-16-16)

**FT:** 5 vs. New Mexico State (12-16-16)

**FTA:** 8 vs. New Mexico State (12-16-16)

**Rebounds:** 7, Twice

**Assists:** 5 vs. Wyoming (1-16-16)

**Blocks:** 3 at San Diego State (2-6-16)

**Steals:** 4 at San Diego State (2-6-16)

**Minutes Played:** 41 at San Diego State (2-6-16)

## CAREER HIGHS

**Points:** 17 vs. Air Force (1-14-15)

**FG:** 6 (2x) Last Time vs. Air Force (3-11-15)

**FGA:** 11 vs. Air Force (3-11-15)

**3FG:** 2 (5x) Last Time vs. Nicholls State (11-25-15)

**3FGA:** 6 vs. Air Force (3-11-15)

**FT:** 5 vs. Air Force (1-14-15)

**FTA:** 6 vs. Air Force (1-14-15)

**Rebounds:** 7 (3x) Last Time vs. Wyoming (1-16-16)

**Assists:** 5 vs. Wyoming (1-16-16)

**Blocks:** 3 at San Diego State (2-6-16)

**Steals:** 4 at San Diego State (2-6-16)

**Minutes Played:** 41 at San Diego State (2-6-16)

## MISCELLANEOUS STATISTICS

### SEASON

Led Team in Scoring  
 Double-Digit Scoring  
 Led Team in Rebounding  
 Led Team in Steals  
 Led Team in Blocks  
 Led Team in Assists

3  
 1  
 7  
 2  
 3

### CAREER

2  
 9  
 2  
 10  
 3  
 5

## CAREER STATISTICS

			Total		3-Point		F-Throws		Rebounds											Scoring	
Season	gp-gs	min/avg	fg-fga	pct	fg-fga	pct	ft-fa	pct	off	def	tot	avg	pf	fo	ast	to	blk	stl	pts	avg	
2014-15	28-16	572/20.4	57-145	.393	17-55	.309	40-55	.727	24	52	76	2.7	46	0	31	29	3	9	171	6.1	
2015-16	26-26	665/25.6	57-134	.425	14-35	.400	27-50	.540	32	74	106	4.1	66	2	49	45	10	20	155	6.0	
TOTAL	54-42	1237/22.9	114-279	.409	31-90	.344	67-105	.638	56	126	182	3.4	112	2	80	74	13	29	326	6.0	

# THE 2015-16 LOBOS



**Xavier Adams**  
6'4" - 205 lbs. - Sophomore - Guard  
Flower Mound, Texas (Edward S. Marcus HS)

**21**

## NOTEWORTHY :

- Team's leading scorer off the bench
- Had a career-high 14 point against Nevada and Air Force
- At least 22 minutes played in three of last four games
- Made first start this season against Wyoming
- Rated among top 15 players in the state of Texas as a high school senior

## GAME-BY-GAME STATISTICS

## SEASON HIGHS

#21 ADAMS, Xavier

Opponent	Date	gs	min	Total	fg-fga	pct	3fg-fga	pct	Free throws	pct	Rebounds				pts	avg					
									ft-fa		off	def	tot	avg	pf	a	t/o	blk	stl	pts	avg
TEXAS SOUTHERN	11/13/15	14	3-4	.750	1-1	1.000	0-0	.000	2	2	4	4.0	4	3	0	0	0	0	0	7	7.0
at New Mexico State	11/15/15	14	1-2	.500	0-1	.000	0-0	.000	1	1	2	3.0	1	0	0	0	0	0	0	2	4.5
LOYOLA-CHICAGO	11/18/15	11	2-4	.500	0-1	.000	3-4	.750	0	3	3	3.0	3	0	0	0	0	0	1	7	5.3
at USC	11/21/15	16	1-6	.167	1-2	.500	2-2	1.000	2	1	3	3.0	1	0	1	0	0	0	0	5	5.3
NICHOLLS STATE	11/25/15	8	2-5	.400	0-2	.000	0-0	.000	1	1	2	2.8	3	0	1	0	1	0	1	4	5.0
ORAL ROBERTS	12/1/15	13	0-2	.000	0-0	.000	0-0	.000	0	0	0	2.3	3	2	0	0	0	0	0	0	4.2
at Purdue	12/05/15	6	0-2	.000	0-1	.000	0-0	.000	1	2	3	2.4	1	1	1	0	1	0	0	0	3.6
NORTHERN IOWA	12/12/15	16	1-2	.500	0-0	.000	0-0	.000	2	1	3	2.5	1	2	1	0	0	0	0	2	3.4
NEW MEXICO STATE	12/16/15	11	2-4	.500	0-1	.000	1-1	1.000	1	1	2	2.4	2	0	1	0	0	0	0	5	3.6
RICE	12/19/15	13	0-0	.000	0-0	.000	3-4	.750	1	2	3	2.5	4	3	0	1	0	0	0	3	3.5
vs Auburn	12-22-15	6	0-0	.000	0-0	.000	0-2	.000	0	0	0	2.3	2	0	1	0	0	0	0	0	3.2
vs BYU	12-23-15	9	0-0	.000	0-0	.000	2-2	1.000	0	0	0	2.1	1	0	2	0	0	0	0	2	3.1
vs Washington State	12-25-15	11	1-2	.500	0-1	.000	2-4	.500	1	2	3	2.2	1	0	0	0	0	0	2	4	3.2
NEVADA	12/30/15	20	4-6	.667	0-0	.000	6-8	.750	2	3	5	2.4	3	2	2	0	0	0	0	14	3.9
at Fresno State	01/02/16	14	1-2	.500	0-1	.000	1-2	.500	0	0	0	2.2	2	2	3	2	2	3	3	3	3.9
UTAH STATE	01/09/16	9	1-4	.250	0-1	.000	0-0	.000	1	1	2	2.2	1	0	0	0	0	0	0	2	3.8
at UNLV	01/12/16	9	1-1	1.000	0-0	.000	1-2	.500	1	1	2	2.2	4	0	1	2	0	0	0	3	3.7
WYOMING	1/16/16	18	5-8	.625	0-0	.000	3-4	.750	2	0	2	2.2	3	2	1	1	0	0	0	13	4.2
at San José State	12/31/16	12	0-1	.000	0-0	.000	2-4	.500	0	0	0	2.1	3	1	2	0	0	0	0	2	4.1
AIR FORCE	12/7/16	21	5-6	.833	1-1	1.000	3-5	.600	1	4	5	2.2	3	3	4	0	2	14	4.6		
at Boise State	01/30/16	9	2-3	.667	0-0	.000	0-0	.000	0	0	0	2.1	3	1	1	0	0	0	4	4.6	
UNLV	2/2/16	15	2-3	.667	0-0	.000	2-2	1.000	1	3	4	2.2	4	1	1	0	0	0	1	6	4.6
at SAN DIEGO STATE	02-06-16	22	3-5	.600	1-1	1.000	0-0	.000	4	2	6	2.3	4	0	0	0	1	0	7	4.7	
at Utah State	02/09/16	16	3-5	.600	0-1	.000	2-2	1.000	1	2	3	2.4	4	0	0	1	1	1	8	4.9	
SAN JOSE STATE	02/13/16	22	0-3	.000	0-1	.000	4-8	.500	2	5	7	2.6	2	2	0	0	0	0	0	4	4.8
BOISE STATE	2/17/16	23	2-4	.500	0-1	.000	3-4	.750	2	0	2	2.5	3	2	1	0	0	0	0	7	4.9
Totals		3	358	42-84	.500	4-17	235	40-60	.667	29	37	66	2.5	66	27	25	8	11	128	4.9	

Games played: 26  
Minutes/game: 13.8  
Points/game: 4.9  
FG Pct: 50.0  
3FG Pct: 23.5  
FT Pct: 66.7

Rebounds/game: 2.5  
Assists/game: 1.0  
Turnovers/game: 1.0  
Assist/turnover ratio: 1.1  
Steals/game: 0.4  
Blocks/game: 0.3

Points: 14, Twice

FG: 5, Twice

FGA: 8 vs. Wyoming (1-16-16)

3FG: 1, Three times

3FGA: 2, Twice

FT: 6 vs. Nevada (12-30-15)

FTA: 8, Twice

Rebounds: 7 vs. San Jose State (2-13-16)

Assists: 3, Three times

Blocks: 2, Twice

Steals: 2, Twice

Minutes Played: 23 vs. Boise State (2-17-16)

## CAREER HIGHS

Points: 14 (2x) Last Time vs. Air Force (1-27-16)

FG: 5 (3x) Last Time vs. Air Force (1-27-16)

FGA: 8 (3x) Last Time vs. Wyoming (1-16-16)

3FG: 2 vs. Fresno State (12-31-14)

3FGA: 4 vs. ULM (12-13-14)

FT: 6 vs. Nevada (12-30-15)

FTA: 8 (2x) Last Time vs. San Jose State (2-13-16)

Rebounds: 7 vs. San Jose State (2-13-16)

Assists: 3 (3x) Last Time vs. Air Force (1-27-16)

Blocks: 2 (2x) Last Time at UNLV (1-12-16)

Steals: 3 at New Mexico State (12-20-14)

Minutes Played: 27 at Grand Canyon (12-23-14)

## MISCELLANEOUS STATISTICS

	SEASON	CAREER
Double-Digit Scoring	2	3
Led Team in Steals	4	5
Led Team in Blocks	3	6
Led Team in Assists	1	1

## CAREER STATISTICS

			Total		3-Point		F-Throws		Rebounds										Scoring	
Season	gp-gs	min/avg	fg-fga	pct	fg-fga	pct	ft-fa	pct	off	def	tot	avg	pf	fo	ast	to	blk	stl	pts	avg
2014-15	30-11	357/11.9	35-78	.449	9-31	.290	19-38	.500	20	37	57	1.9	40	1	18	24	9	9	98	3.3
2015-16	26-3	358/13.8	42-84	.500	4-17	.235	40-60	.667	29	37	66	2.5	66	0	27	25	8	11	128	4.9
TOTAL	56-14	715/12.8	77-162	.475	13-48	.271	59-98	.602	49	74	123	2.2	106	1	45	49	17	20	226	4.0

NEW MEXICO BASKETBALL  
WWW.GOLOBOS.COM

# THE 2015-16 LOBOS



**Connor Joy**  
 6'4" - 195 lbs. - Senior - Guard  
 Rehoboth, N.M. (Rehoboth Christian School)

**22**

## NOTEWORTHY :

- Joins the team after three seasons as a manager
- Made a 3-pointer on his first regular season possession
- Played on the varsity team at Rehoboth Christian School from 2009-11
- Was named to the Navajo Times All-Star Team as a senior
- Favorite NBA player of all time is Larry Bird

## GAME-BY-GAME STATISTICS

## SEASON HIGHS

#22 JOY, Connor

Opponent	Date	gs	min	Total		3-Pointers		Free throws		Rebounds				pf	a	t/o	blk	stl	pts	avg
				fg-fga	pct	3fg-fga	pct	ft-fa	pct	off	def	tot	avg							
TEXAS SOUTHERN	11/13/15		dnp	-	-	-	-	-	-	-	-	-	-	-	-	-	-	-	-	
at New Mexico State	11/15/15		dnp	-	-	-	-	-	-	-	-	-	-	-	-	-	-	-	-	
LOYOLA-CHICAGO	11/18/15	1	1-1	1,000	1-1	1,000	0-0	.000	0	0	0	0.0	1	0	1	0	3	3.0		
at USC	11/21/15		dnp	-	-	-	-	-	-	-	-	-	-	-	-	-	-	-	-	
NICHOLLS STATE	11/25/15		dnp	-	-	-	-	-	-	-	-	-	-	-	-	-	-	-	-	
ORAL ROBERTS	12/1/15		dnp	-	-	-	-	-	-	-	-	-	-	-	-	-	-	-	-	
at Purdue	12/05/15		dnp	-	-	-	-	-	-	-	-	-	-	-	-	-	-	-	-	
NORTHERN IOWA	12/12/15		dnp	-	-	-	-	-	-	-	-	-	-	-	-	-	-	-	-	
NEW MEXICO STATE	12/16/15		dnp	-	-	-	-	-	-	-	-	-	-	-	-	-	-	-	-	
RICE	12/19/15		dnp	-	-	-	-	-	-	-	-	-	-	-	-	-	-	-	-	
vs Auburn	12-22-15		dnp	-	-	-	-	-	-	-	-	-	-	-	-	-	-	-	-	
vs BYU	12-23-15		dnp	-	-	-	-	-	-	-	-	-	-	-	-	-	-	-	-	
vs Washington State	12-25-15		dnp	-	-	-	-	-	-	-	-	-	-	-	-	-	-	-	-	
NEVADA	12/30/15		dnp	-	-	-	-	-	-	-	-	-	-	-	-	-	-	-	-	
at Fresno State	01/02/16		dnp	-	-	-	-	-	-	-	-	-	-	-	-	-	-	-	-	
UTAH STATE	01/09/16		dnp	-	-	-	-	-	-	-	-	-	-	-	-	-	-	-	-	
at UNLV	01/12/16		dnp	-	-	-	-	-	-	-	-	-	-	-	-	-	-	-	-	
WYOMING	1/16/16		dnp	-	-	-	-	-	-	-	-	-	-	-	-	-	-	-	-	
at San José State	1/23/16		dnp	-	-	-	-	-	-	-	-	-	-	-	-	-	-	-	-	
AIR FORCE	1/27/16	1	0-0	.000	0-0	.000	0-0	.000	0	0	0	0.0	0	0	0	0	0	1.5		
Totals		0	2	1-1	1,000	1-1	1,000	0-0	.000	0	0	0	0.0	1	0	1	0	3	1.5	

Games played: 2  
 Minutes/game: 1.0  
 Points/game: 1.5  
 FG Pct: 100.0  
 3FG Pct: 100.0

Turnovers/game: 0.5

**Points:** 3 vs. Loyola-Chicago (11-18-15)

**FG:** 1 vs. Loyola-Chicago (11-18-15)

**FGA:** 1 vs. Loyola-Chicago (11-18-15)

**3FG:** 1 vs. Loyola-Chicago (11-18-15)

**3FGA:** 1 vs. Loyola-Chicago (11-18-15)

**FT:**

**FTA:**

**Rebounds:**

**Assists:**

**Blocks:**

**Steals:**

**Minutes Played:** 1, Twice

## CAREER HIGHS

## MISCELLANEOUS STATISTICS

## CAREER STATISTICS

			Total		3-Point		F-Throws		Rebounds										Scoring	
Season	gp-gs	min/avg	fg-fga	pct	fg-fga	pct	ft-fa	pct	off	def	tot	avg	pf	fo	ast	to	blk	stl	pts	avg
2015-16	2-0	2/1.0	1-1	1.000	1-1	1.000	0-0	.000	0	0	0	0.0	1	0	0	1	0	0	3	1.5
TOTAL	2-0	2/1.0	1-1	1.000	1-1	1.000	0-0	.000	0	0	0	0.0	1	0	0	1	0	0	3	1.5

# THE 2015-16 LOBOS



**Joe Furstinger**  
**6'9" - 215 lbs. - Sophomore - Forward**  
**Rancho Santa Margarita, Calif. (Santa Margarita HS)**

**23**

## NOTEWORTHY :

- Four blocks, two steals and season-high seven rebounds against San Jose State
- Led Lobos in assists against UNLV
- Led all UNM bigs in assists by a wide margin last season
- Played at the same high school as the Warrior's Klay Thompson

## GAME-BY-GAME STATISTICS

## SEASON HIGHS

#23 FURSTINGER, Joe

Opponent	Date	gs	min	Total		3-Pointers		Free throws		Rebounds			pf	a	t/o	blk	stl	pts	avg	
				fg-fga	pct	3fg-fga	pct	ft-fa	pct	off	def	tot								avg
TEXAS SOUTHERN	11/13/15	16	2-2	1,000	0-0	0-0	1-2	500	0	2	2	2.0	4	1	2	1	1	5	5.0	
at New Mexico State	11/15/15	9	1-1	1,000	0-0	0-0	0-0	0-0	0	2	2	2.0	4	0	1	0	0	2	3.3	
LOYOLA-CHICAGO	11/18/15	22	1-2	500	0-0	0-0	1-2	500	0	4	4	2.7	3	1	3	2	3	3.3		
at USC	11/21/15	4	0-0	0-0	0-0	0-0	3-4	750	0	0	0	2.0	1	0	0	0	0	3	3.3	
NICHOLLS STATE	11/25/15	25	2-3	667	0-0	0-0	0-0	0-0	0	0	0	1.6	3	0	0	3	2	4	3.4	
ORAL ROBERTS	12/1/15	8	0-3	0-0	0-0	0-0	1-2	500	3	2	5	2.2	2	0	0	0	0	1	3.0	
at Purdue	12/05/15	18	1-4	250	0-0	0-0	0-2	0-0	0	0	0	1.9	3	0	0	1	1	2	2.9	
NORTHERN IOWA	12/12/15	9	2-3	667	0-0	0-0	1-1	1,000	1	0	1	1.8	2	0	0	0	0	1	5	3.1
NEW MEXICO STATE	12/16/15	12	0-1	0-0	0-0	0-0	0-0	0-0	0	0	0	1.6	4	0	0	0	0	0	2.8	
RICE	12/19/15	13	1-2	500	0-0	0-0	3-4	750	1	4	5	1.9	4	0	1	1	1	5	3.0	
vs Auburn	12-22-15	13	0-2	0-0	0-1	0-0	0-0	0-0	1	1	2	1.9	1	0	1	0	1	0	2.7	
vs BYU	12-23-15	20	1-2	500	0-0	0-0	3-4	750	0	3	3	2.0	4	1	0	0	1	5	2.9	
vs Washington State	12-25-15	7	0-1	0-0	0-0	0-0	2-2	1,000	0	1	1	1.9	0	0	1	1	0	2	2.8	
NEVADA	12/30/15	5	0-1	0-0	0-0	0-0	0-0	0-0	0	2	2	1.9	1	0	0	0	0	0	2.6	
at Fresno State	01/02/16	5	0-1	0-0	0-0	0-0	0-0	0-0	0	0	0	1.8	0	0	1	0	1	0	2.5	
UTAH STATE	01/09/16	11	0-1	0-0	0-0	0-0	1-2	500	0	0	0	1.7	3	0	1	1	0	1	2.4	
at UNLV	01/12/16	12	0-0	0-0	0-0	0-0	0-0	0-0	0	1	1	1.6	3	3	0	0	0	1	2.2	
WYOMING	1/16/16	8	0-2	0-0	0-0	0-0	0-0	0-0	1	2	3	1.7	1	0	0	1	0	0	2.1	
at San Jose State	12/31/16	23	1-6	167	0-0	0-0	0-0	0-0	4	3	7	2.0	0	2	1	4	2	2	2.1	
AIR FORCE	1/27/16	15	1-1	1,000	0-0	0-0	0-0	0-0	0	4	4	2.1	3	0	2	1	1	2	2.1	
at Boise State	01/30/16	10	0-0	0-0	0-0	0-0	0-0	0-0	0	1	1	2.0	3	1	0	0	0	0	2.0	
UNLV	2/2/16	2	0-0	0-0	0-0	0-0	0-2	0-0	0	0	0	2.0	2	0	0	0	0	0	1.9	
at SAN DIEGO STATE	02-06-16	5	0-2	0-0	0-0	0-0	0-0	0-0	1	0	1	1.9	0	1	0	1	0	0	1.8	
at Utah State	02/09/16	6	0-2	0-0	0-0	0-0	0-0	0-0	0	2	2	1.9	0	0	0	0	0	0	1.8	
SAN JOSE STATE	02/13/16	7	0-0	0-0	0-0	0-0	0-0	0-0	1	0	1	1.9	0	0	0	0	0	0	1.7	
BOISE STATE	2/17/16	10	0-0	0-0	0-0	0-0	0-0	0-0	0	1	1	1.8	1	1	0	0	0	0	1.6	
Totals		0	295	13-42	.310	0-1	.000	16-27	.593	13	35	48	1.8	52	11	14	18	15	42	1.6

Games played: 26  
 Minutes/game: 11.3  
 Points/game: 1.6  
 FG Pct: 31.0  
 3FG Pct: 0.0  
 FT Pct: 59.3

Rebounds/game: 1.8  
 Assists/game: 0.4  
 Turnovers/game: 0.5  
 Assist/turnover ratio: 0.8  
 Steals/game: 0.6  
 Blocks/game: 0.7

Points: 5, Four times

FG: 2, Three times

FGA: 6 at San Jose State (1-23-16)

3FG:

3FGA: 1, vs. Auburn (12-22-15)

FT: 3, Three times

FTA: 4, Three times

Rebounds: 7 at San Jose State (1-23-16)

Assists: 3, at UNLV (1-12-16)

Blocks: 4 at San Jose State (1-23-16)

Steals: 2, Three times

Minutes Played: 25 vs. Nicholls State (11-25-15)

## CAREER HIGHS

Points: 6 (2x) Last Time vs. Fresno State (12-31-14)

FG: 2 (9x) Last Time vs. Northern Iowa (12-12-15)

FGA: 6 (2x) Last Time at San Jose State (1-23-16)

3FG: 1 vs. New Mexico State (12-3-14)

3FGA: 2 at Valparaiso (12-6-14)

FT: 4 at New Mexico State (12-20-14)

FTA: 5 vs. Idaho State (11-14-14)

Rebounds: 8 at Grand Canyon (12-23-14)

Assists: 3 (4x) Last Time at UNLV (1-12-16)

Blocks: 4 at San Jose State (1-23-16)

Steals: 2 (3x) Last Time at San Jose State (1-23-16)

Minutes Played: 26 at Grand Canyon (12-23-14)

## MISCELLANEOUS STATISTICS

### SEASON

Led Team in Rebounding  
 Led Team in Assists  
 Led Team in Blocks  
 Led Team in Steals

1  
 4  
 4

### CAREER

1  
 1  
 8  
 4

## CAREER STATISTICS

			Total		3-Point		F-Throws		Rebounds										Scoring	
Season	gp-gs	min/avg	fg-fga	pct	fg-fga	pct	ft-fta	pct	off	def	tot	avg	pf	fo	ast	to	blk	stl	pts	avg
2014-15	29-0	360/12.4	24-67	.358	1-10	.100	20-35	.571	20	37	57	2.0	53	1	22	16	15	4	69	2.4
2015-16	26-0	295/11.3	13-42	.310	0-1	.000	16-27	.593	13	35	48	1.8	52	0	11	14	18	15	42	1.6
TOTAL	55-0	655/11.9	37-109	.339	1-11	.091	36-62	.581	33	72	105	1.9	105	1	33	30	33	19	111	2.0

# THE 2015-16 LOBOS



**Tim Jacobs**  
6'0" - 200 lbs. - Senior - Guard  
Las Cruces, N.M. (Cochise College)

**25**

## NOTEWORTHY :

- Career 2.5/1 assist/turnover ratio
- Was one short of a career high in assists against USC with eight
- Recruited walk-on that joins UNM after two seasons of junior college ball
- 3.96 gpa student at Cochise College (Ariz.)
- Academic All-MW selection

## GAME-BY-GAME STATISTICS

## SEASON HIGHS

#25 JACOBS, Tim

Opponent	Date	gs	min	Total		3-Pointers		Free throws		Rebounds				pf	a	t/o	blk	stl	pts	avg
				fg-fga	pct	3fg-fga	pct	ft-fa	pct	off	def	tot	avg							
TEXAS SOUTHERN	11/13/15	10	1-1	1.000	0-0	.000	0-0	.000	0	1	1	1.0	1	0	1	0	1	2	2.0	
at New Mexico State	11/15/15	3	0-1	.000	0-0	.000	2-2	1.000	0	1	1	1.0	0	0	0	0	0	2	2.0	
LOYOLA-CHICAGO	11/18/15	1	0-0	.000	0-0	.000	0-0	.000	0	0	0	0.7	1	1	0	0	0	0	1.3	
at USC	11/21/15	22	1-1	1.000	1-1	1.000	0-1	.000	2	1	3	1.3	2	8	0	0	2	3	1.8	
NICHOLLS STATE	11/25/15	13	0-0	.000	0-0	.000	1-2	.500	0	2	2	1.4	1	3	0	0	0	1	1.6	
ORAL ROBERTS	12/1/15	14	2-2	1.000	0-0	.000	2-2	1.000	0	2	2	1.5	1	4	1	0	1	6	2.3	
at Purdue	12/05/15	7	0-0	.000	0-0	.000	0-0	.000	0	2	2	1.6	1	1	1	0	0	0	2.0	
NORTHERN IOWA	12/12/15	5	0-1	.000	0-0	.000	0-0	.000	0	0	0	1.4	0	2	0	0	0	0	1.8	
NEW MEXICO STATE	12/16/15	5	0-0	.000	0-0	.000	0-0	.000	0	1	1	1.3	2	1	0	0	0	0	1.6	
RICE	12/19/15	10	0-1	.000	0-0	.000	0-0	.000	0	1	1	1.3	1	2	1	0	2	0	1.4	
vs Auburn	12-22-15	3	0-0	.000	0-0	.000	0-0	.000	0	0	0	1.2	0	0	1	0	0	0	1.3	
vs BYU	12-23-15	dnp	-	-	-	-	-	-	-	-	-	-	-	-	-	-	-	-	-	
vs Washington State	12-25-15	4	0-0	.000	0-0	.000	0-0	.000	0	0	0	1.1	0	0	2	1	0	0	1.2	
NEVADA	12/30/15	dnp	-	-	-	-	-	-	-	-	-	-	-	-	-	-	-	-	-	
at Fresno State	01/02/16	16	2-3	.667	0-0	.000	0-0	.000	0	2	2	1.2	2	0	2	0	1	4	1.4	
UTAH STATE	01/09/16	6	0-2	.000	0-0	.000	0-0	.000	0	1	1	1.1	1	0	0	0	0	0	1.3	
at UNLV	01/12/16	dnp	-	-	-	-	-	-	-	-	-	-	-	-	-	-	-	-	-	
WYOMING	1/16/16	7	0-0	.000	0-0	.000	0-0	.000	0	3	3	1.3	0	1	0	0	0	0	1.2	
at San Jose State	1/23/16	21	0-1	.000	0-0	.000	0-0	.000	0	3	3	1.4	2	2	5	0	1	0	1.1	
AIR FORCE	1/27/16	8	0-0	.000	0-0	.000	0-0	.000	0	2	2	1.4	2	1	0	0	1	0	1.1	
at Boise State	01/30/16	dnp	-	-	-	-	-	-	-	-	-	-	-	-	-	-	-	-	-	
UNLV	2/2/16	dnp	-	-	-	-	-	-	-	-	-	-	-	-	-	-	-	-	-	
at SAN DIEGO STATE	02-06-16	dnp	-	-	-	-	-	-	-	-	-	-	-	-	-	-	-	-	-	
at Utah State	02/09/16	9	0-0	.000	0-0	.000	0-0	.000	0	1	1	1.4	1	0	0	0	0	0	1.0	
SAN JOSE STATE	02/13/16	9	1-2	.500	1-1	1.000	0-0	.000	0	2	2	1.4	1	0	0	0	3	1.1		
BOISE STATE	2/17/16	6	0-0	.000	0-0	.000	0-0	.000	0	1	1	1.4	0	2	0	0	1	0	1.1	
Totals		0	179	7-15	.467	2-2	1.000	5-7	.714	2	26	28	1.4	19	28	14	1	10	21	1.1

Games played: 20  
Minutes/game: 9.0  
Points/game: 1.1  
FG Pct: 46.7  
3FG Pct: 100.0  
FT Pct: 71.4

Rebounds/game: 1.4  
Assists/game: 1.4  
Turnovers/game: 0.7  
Assist/turnover ratio: 2.0  
Steals/game: 0.5  
Blocks/game: 0.1

Points: 6 vs. Oral Roberts (12-1-15)

FG: 2, Twice

FGA: 3 at Fresno State (1-2-16)

3FG: 1, Twice

3FGA: 1, Twice

FT: 2, Twice

FTA: 2, Three times

Rebounds: 3, Three times

Assists: 8 at USC (11-21-15)

Blocks: 1, vs. Washington State (12-25-15)

Steals: 2, Twice

Minutes Played: 22 at USC (11-21-15)

## CAREER HIGHS

Points: 9 (3x) Last Time at Boise State (2-24-15)

FG: 4 (4x) Last Time at Boise State (2-24-15)

FGA: 9 vs. ULM (12-13-14)

3FG: 1 (4x) Last Time vs. San Jose State (2-13-16)

3FGA: 4 vs. ULM (12-13-14)

FT: 5 vs. Fresno State (12-31-14)

FTA: 8 vs. Fresno State (12-31-14)

Rebounds: 9 vs. Wyoming (3-7-15)

Assists: 9 vs. Central Arkansas (12-17-14)

Blocks: 1 (2x) Last Time vs. Washington State (12-25-15)

Steals: 4 vs. New Mexico State (12-3-14)

Minutes Played: 43 vs. Wyoming (3-7-15)

## MISCELLANEOUS STATISTICS

### SEASON

### CAREER

Led Team in Assists  
Led Team in Steals  
Led Team in Rebounding


2  
2

14  
6  
2

## CAREER STATISTICS

Season	gp-gs	min/avg	Total		3-Point		F-Throws		Rebounds				Scoring					
			fg-fga	pct	fg-fga	pct	ft-fa	pct	off	def	tot	avg	pf	fo	ast	to	blk	stl
2014-15	29-2	605/20.9	38-80	.475	2-21	.095	23-42	.548	5	67	72	2.5	30	0	87	32	1	15
2015-16	20-0	179/9.0	7-15	.467	2-2	1.000	5-7	.714	2	26	28	1.4	19	0	28	14	1	10
TOTAL	49-2	784/16.0	45-95	.474	4-23	.174	28-49	.571	7	93	100	2.0	49	0	115	46	2	25

# THE 2015-16 LOBOS



## Adam Cumber

6'2" - 185 lbs. - RS-Freshman - Guard  
Albuquerque, N.M. (Sandia HS)

# 30

### NOTEWORTHY :

- Took first shot attempt this year against Air Force
- Had decorated prep career at Sandia High School
- 5A Second Team All-State selection for the Matadors as a senior
- Led the state of New Mexico in assists as a senior
- Lists Stephen Curry as favorite basketball player

## GAME-BY-GAME STATISTICS

## SEASON HIGHS

#30 CUMBER, Adam

Opponent	Date	gs	min	Total fg-fga	pct	3-Pointers fg-fga	pct	Free throws ft-fa	pct	Rebounds off	def	tot	avg	pf	a	t/o	blk	stl	pts	avg
TEXAS SOUTHERN	11/13/15	dnp	-	-	-	-	-	-	-	-	-	-	-	-	-	-	-	-	-	-
at New Mexico State	11/15/15	dnp	-	-	-	-	-	-	-	-	-	-	-	-	-	-	-	-	-	-
LOYOLA-CHICAGO	11/18/15	1	0-0	.000	0-0	.000	0-0	.000	0-0	0	0	0	0.0	0	0	0	0	0	0	0.0
at USC	11/21/15	dnp	-	-	-	-	-	-	-	-	-	-	-	-	-	-	-	-	-	-
NICHOLLS STATE	11/25/15	dnp	-	-	-	-	-	-	-	-	-	-	-	-	-	-	-	-	-	-
ORAL ROBERTS	12/1/15	dnp	-	-	-	-	-	-	-	-	-	-	-	-	-	-	-	-	-	-
at Purdue	12/05/15	dnp	-	-	-	-	-	-	-	-	-	-	-	-	-	-	-	-	-	-
NORTHERN IOWA	12/12/15	dnp	-	-	-	-	-	-	-	-	-	-	-	-	-	-	-	-	-	-
NEW MEXICO STATE	12/16/15	dnp	-	-	-	-	-	-	-	-	-	-	-	-	-	-	-	-	-	-
RICE	12/19/15	dnp	-	-	-	-	-	-	-	-	-	-	-	-	-	-	-	-	-	-
vs Auburn	12-22-15	dnp	-	-	-	-	-	-	-	-	-	-	-	-	-	-	-	-	-	-
vs BYU	12-23-15	dnp	-	-	-	-	-	-	-	-	-	-	-	-	-	-	-	-	-	-
vs Washington State	12-25-15	dnp	-	-	-	-	-	-	-	-	-	-	-	-	-	-	-	-	-	-
NEVADA	12/30/15	dnp	-	-	-	-	-	-	-	-	-	-	-	-	-	-	-	-	-	-
at Fresno State	01/02/16	dnp	-	-	-	-	-	-	-	-	-	-	-	-	-	-	-	-	-	-
UTAH STATE	01/09/16	dnp	-	-	-	-	-	-	-	-	-	-	-	-	-	-	-	-	-	-
at UNLV	01/12/16	dnp	-	-	-	-	-	-	-	-	-	-	-	-	-	-	-	-	-	-
WYOMING	1/16/16	dnp	-	-	-	-	-	-	-	-	-	-	-	-	-	-	-	-	-	-
at San José State	1/23/16	dnp	-	-	-	-	-	-	-	-	-	-	-	-	-	-	-	-	-	-
AIR FORCE	1/27/16	1	0-1	.000	0-1	.000	0-0	.000	0-0	0	0	0	0.0	0	0	0	0	0	0	0.0
Totals		0	2	0-1	.000	0-1	.000	0-0	.000	0	0	0	0.0	0	0	0	0	0	0	0.0

Games played: 2  
Minutes/game: 1.0  
FG Pct: 0.0  
3FG Pct: 0.0

Points:

FG:

FGA: 1 vs. Air Force (1-27-16)

3FG:

3FGA: 1 vs. Air Force (1-27-16)

FT:

FTA:

Rebounds:

Assists:

Blocks:

Steals:

Minutes Played: 1, Twice

## CAREER HIGHS

## MISCELLANEOUS STATISTICS

## CAREER STATISTICS

Season	gp-gs	min/avg	Total fg-fga	pct	3-Point fg-fga	pct	F-Throws ft-fa	pct	Rebounds off	def	tot	avg	pf	fo	ast	to	blk	stl	Scoring pts	avg
2015-16	2-0	2/1.0	0-1	.000	0-1	.000	0-0	.000	0	0	0	0.0	0	0	0	0	0	0	0	0.0
TOTAL	2-0	2/1.0	0-1	.000	0-1	.000	0-0	.000	0	0	0	0.0	0	0	0	0	0	0	0	0.0

# THE 2015-16 LOBOS



**Anthony Mathis**  
6'3" - 170 lbs. - Freshman - Guard  
West Linn, Ore. (West Linn HS)

**31**

## NOTEWORTHY :

- Scored 16 points in 15 minutes, both career bests, against Air Force
- Scored seven points against both Nicholls State and Utah State
- Part of back-to-back-to-back 6A Oregon state championships
- 6A Second Team All-State as a senior
- First Team All-State selection as a junior

## GAME-BY-GAME STATISTICS

## SEASON HIGHS

#31 MATHIS, Anthony

Opponent	Date	gs	min	Total		3-Pointers		Free throws		Rebounds			pf	a	t/o	blk	stl	pts	avg	
				fg-fg	pct	3fg-3fg	pct	ft-ft	pct	off	def	tot								
TEXAS SOUTHERN	11/13/15	13	0-4	.000	0-3	.000	0-0	.000	0	0	0	0	3	2	2	0	1	0	0.0	
at New Mexico State	11/15/15	3	0-1	.000	0-1	.000	0-0	.000	0	0	0	0	1	0	0	0	1	0	0.0	
LOYOLA-CHICAGO	11/18/15	5	0-0	.000	0-0	.000	3-3	1.000	0	0	0	0	0	0	1	0	0	3	1.0	
at USC	11/21/15	2	1-1	1.000	1-1	1.000	0-0	.000	0	0	0	0	1	0	1	0	0	3	1.5	
NICHOLLS STATE	11/25/15	14	2-7	.286	1-6	.167	2-3	.667	0	1	1	0.2	2	1	1	0	0	7	2.6	
ORAL ROBERTS	12/1/15	7	1-1	1.000	1-1	1.000	0-0	.000	0	0	0	0.2	1	1	0	0	0	3	2.7	
at Purdue	12/05/15	6	0-0	.000	0-0	.000	0-0	.000	0	2	2	0.4	0	1	0	1	0	0	2.3	
NORTHERN IOWA	12/12/15	2	1-1	1.000	1-1	1.000	0-0	.000	0	0	0	0.4	1	0	0	0	0	3	2.4	
NEW MEXICO STATE	12/16/15	5	0-4	.000	0-3	.000	0-0	.000	0	0	0	0.3	1	0	0	0	0	2	2.4	
RICE	12/19/15	7	0-3	.000	0-2	.000	0-0	.000	0	1	1	0.4	0	1	0	0	0	0	2.1	
vs Auburn	12-22-15	3	1-1	1.000	0-0	.000	0-0	.000	0	1	1	0.5	1	0	0	0	0	2	2.1	
vs BYU	12-23-15	14	2-5	.400	1-3	.333	0-0	.000	0	0	0	0.4	0	1	0	0	1	5	2.3	
vs Washington State	12-25-15	5	0-0	.000	0-0	.000	0-0	.000	0	0	0	0.4	1	1	0	0	0	0	2.2	
NEVADA	12/30/15	3	0-0	.000	0-0	.000	0-0	.000	0	0	0	0.4	2	1	0	0	0	0	2.0	
at Fresno State	01/02/16	5	0-0	.000	0-0	.000	0-0	.000	0	1	1	0.4	2	0	1	0	1	0	1.9	
UTAH STATE	01/09/16	8	1-2	.500	1-2	.500	0-0	.000	1	0	1	0.4	1	0	1	0	0	3	1.9	
at UNLV	01/12/16	6	0-0	.000	0-0	.000	0-0	.000	0	1	1	0.5	2	0	1	0	0	0	1.8	
WYOMING	1/16/16	3	0-0	.000	0-0	.000	0-0	.000	0	0	0	0.4	1	0	0	0	0	0	1.7	
at San José State	1/23/16	10	0-1	.000	0-0	.000	0-0	.000	0	0	0	0.4	2	0	0	0	1	0	1.6	
AIR FORCE	1/27/16	15	4-5	.800	3-4	.750	5-5	1.000	1	1	2	0.5	1	0	0	0	0	16	2.4	
at Boise State	01/30/16	dnp	-	-	-	-	-	-	-	-	-	-	-	-	-	-	-	-	-	
UNLV	2/2/16	1	0-0	.000	0-0	.000	0-0	.000	0	1	1	0.5	0	0	2	0	0	0	2.2	
at SAN DIEGO STATE	02-06-16	dnp	-	-	-	-	-	-	-	-	-	-	-	-	-	-	-	-	-	
at Utah State	02/09/16	8	2-3	.667	2-2	1.000	1-1	1.000	0	1	1	0.5	0	0	1	0	0	7	2.5	
SAN JOSE STATE	02/13/16	8	0-1	.000	0-1	.000	0-0	.000	0	1	1	0.6	0	0	0	0	0	0	2.3	
Totals		0	153	16-40	.400	11-30	.367	11-12	.917	2	11	13	0.6	23	8	12	0	6	54	2.3

Games played: 23  
Minutes/game: 6.7  
Points/game: 2.3  
FG Pct: 40.0  
3FG Pct: 36.7  
FT Pct: 91.7

Rebounds/game: 0.6  
Assists/game: 0.3  
Turnovers/game: 0.5  
Assist/turnover ratio: 0.7  
Steals/game: 0.3

Points: 16 vs. Air Force (1-27-16)

FG: 4 vs. Air Force (1-27-16)

FGA: 7 vs. Nicholls State (11-25-15)

3FG: 3 vs. Air Force (1-27-16)

3FGA: 4 vs. Air Force (1-27-16)

FT: 5 vs. Air Force (1-27-16)

FTA: 5 vs. Air Force (1-27-16)

Rebounds: 2, Twice

Assists: 2 vs. Texas Southern (11-13-15)

Blocks:

Steals: 1, Six times

Minutes Played: 15 vs. Air Force (1-27-16)

## CAREER HIGHS

## MISCELLANEOUS STATISTICS

	SEASON	CAREER
Double Digit Scoring	1	1
Led Team in Steals	2	2

## CAREER STATISTICS

			Total		3-Point		F-Throws		Rebounds										Scoring	
Season	gp-gs	min/avg	fg-fga	pct	fg-fga	pct	ft-fa	pct	off	def	tot	avg	pf	fo	ast	to	blk	stl	pts	avg
2015-16	23-0	153/6.7	16-40	.400	11-30	.367	11-12	.917	2	11	13	0.6	23	0	8	12	0	6	54	2.3
TOTAL	23-0	153/6.7	16-40	.400	11-30	.367	11-12	.917	2	11	13	0.6	23	0	8	12	0	6	54	2.3

# THE 2015-16 LOBOS



**Tim Williams**  
6'8" - 240 lbs. - RS-Junior - Forward  
Flossmoor, Ill. (Samford)

**32**

## NOTEWORTHY :

- Has scored 21 points or more in five of last seven games
- 1,471 career points scored
- Leading the Mountain West at 60% shooting
- Recorded five double-doubles, three straight from 11/21-12/1
- All-Southern Conference First Team in 2013-14 at Samford

## GAME-BY-GAME STATISTICS

## SEASON HIGHS

#32 WILLIAMS, Tim

Opponent	Date	gs	min	Total		3-Pointers		Free throws		Rebounds				pf	a	t/o	blk	stl	pts	avg	
				fg	pct	3fg	pct	ft	pct	off	def	tot	avg								
TEXAS SOUTHERN	11/13/15	*	29	7-8	.875	0-0	.000	3-4	.750	1	4	5	5.0	2	0	0	2	0	17	17.0	
at New Mexico State	11/15/15	*	16	4-8	.500	0-0	.000	0-0	.000	2	2	4	4.5	4	0	1	1	0	8	12.5	
LOYOLA-CHICAGO	11/18/15	*	33	10-14	.714	0-0	.000	2-4	.500	4	3	7	5.3	0	4	1	2	0	22	15.7	
at USC	11/21/15	*	37	12-21	.571	0-0	.000	1-1	1.000	9	6	15	7.8	3	1	3	1	1	25	18.0	
NICHOLLS STATE	11/25/15	*	29	3-8	.375	0-0	.000	4-4	1.000	3	9	12	8.6	1	2	1	0	1	10	16.4	
ORAL ROBERTS	12/1/15	*	34	10-15	.667	0-0	.000	3-6	.500	2	10	12	9.2	0	0	3	2	1	23	17.5	
at Purdue	12/05/15	*	37	3-12	.250	0-0	.000	2-2	1.000	1	6	7	8.9	2	1	1	2	1	8	16.1	
NORTHERN IOWA	12/12/15	*	35	6-11	.545	0-0	.000	7-9	.778	0	6	6	8.5	1	2	3	1	0	19	16.5	
NEW MEXICO STATE	12/16/15	*	33	9-15	.600	0-0	.000	0-0	.000	3	4	7	8.3	3	1	3	1	2	18	16.7	
RICE	12/19/15	*	31	9-12	.750	0-0	.000	0-0	.000	4	5	9	8.4	0	2	2	1	0	18	16.8	
vs Auburn	12-22-15	*	34	4-9	.444	0-0	.000	2-5	.400	0	4	4	8.0	3	2	0	0	0	10	16.2	
vs BYU	12-23-15	*	31	8-11	.727	0-0	.000	0-2	.000	1	7	8	8.0	2	0	0	1	0	16	16.2	
vs Washington State	12-25-15	*	34	6-11	.545	0-0	.000	4-5	.800	0	1	1	7.5	4	1	1	1	2	16	16.2	
NEVADA	12/30/15	*	25	9-13	.692	0-0	.000	2-2	1.000	2	2	4	7.2	4	1	2	0	1	20	16.4	
at Fresno State	01/02/16	*	37	4-7	.571	0-0	.000	5-8	.625	3	6	9	7.3	3	2	2	2	1	13	16.2	
UTAH STATE	01/09/16	*	34	9-13	.692	0-0	.000	3-5	.600	2	6	8	7.4	2	1	0	2	1	21	16.5	
at UNLV	01/12/16	*	33	2-9	.222	0-0	.000	4-6	.667	1	5	6	7.3	5	1	2	0	0	8	16.0	
WYOMING	1/16/16	*	40	7-11	.636	0-0	.000	3-4	.750	2	7	9	7.4	3	2	1	0	0	17	16.1	
at San José State	1/23/16	*	32	10-19	.526	0-0	.000	2-4	.500	4	6	10	7.5	2	1	1	1	1	22	16.4	
AIR FORCE	1/27/16	*	31	6-8	.750	0-0	.000	4-5	.800	2	8	10	7.7	1	2	2	2	2	16	16.4	
at Boise State	01/30/16	*	35	7-10	.700	0-0	.000	7-8	.875	0	7	7	7.6	2	0	2	1	0	21	16.6	
UNLV	2/2/16	*	37	10-15	.667	0-0	.000	9-12	.750	1	7	8	7.6	1	1	2	2	1	29	17.1	
at SAN DIEGO STATE	02-06-16	*	43	8-15	.533	0-0	.000	5-7	.714	3	4	7	7.6	0	2	1	1	0	21	17.3	
at Utah State	02/09/16	*	40	9-12	.750	0-0	.000	3-6	.500	4	3	7	7.6	2	0	0	0	0	21	17.5	
SAN JOSE STATE	02/13/16	*	36	7-8	.875	0-0	.000	2-6	.333	2	7	9	7.6	3	1	0	2	1	16	17.4	
BOISE STATE	2/17/16	*	31	4-8	.500	0-0	.000	10-13	.769	0	6	6	7.6	3	0	2	4	0	18	17.4	
Totals			26	867	183-303	.604	0-0	.000	87-128	.680	56	141	197	7.6	56	30	36	32	16	453	17.4

Games played: 26  
Minutes/game: 33.3  
Points/game: 17.4  
FG Pct: 60.4  
FT Pct: 68.0

Rebounds/game: 7.6  
Assists/game: 1.2  
Turnovers/game: 1.4  
Assist/turnover ratio: 0.8  
Steals/game: 0.6  
Blocks/game: 1.2

Points: 29 vs. UNLV (2-2-16)

FG: 12 at USC (11-21-15)

FGA: 21 at USC (11-21-15)

3FG:

3FGA:

FT: 10 vs. Boise State (2-17-16)

FTA: 13 vs. Boise State (2-17-16)

Rebounds: 15 at USC (11-21-15)

Assists: 4 vs. Loyola-Chicago (11-18-15)

Blocks: 4 vs. Boise State (2-17-16)

Steals: 2, Three times

Minutes Played: 43 at San Diego State (2-6-16)

## CAREER HIGHS

## MISCELLANEOUS STATISTICS

	SEASON	CAREER
20+ Points	10	10
Double-Digit Scoring	23	23
10+ Rebounds	5	5
Led Team in Blocks	12	12
Led Team in Scoring	7	7
Led Team in Rebounds	14	14
Led Team in Assists	1	1
Led Team in Steals	3	3

## CAREER STATISTICS

Season	gp-gs	min/avg	Total	3-Point	F-Throws	Rebounds	pf	fo	ast	to	blk	stl	Scoring
2015-16	26-26	867/33.3	183-303 .604	0-0 .000	87-128 .680	56 141 197 7.6	56	1	30	36	32	16	453 17.4
TOTAL	26-26	867/33.3	183-303 .604	0-0 .000	87-128 .680	56 141 197 7.6	56	1	30	36	32	16	453 17.4

# THE 2015-16 LOBOS



**Michael Nesbitt**  
6'7" - 220 lbs. - Senior - Forward  
Evansville, Ind. (Missouri S&T)

**34**

## NOTEWORTHY :

- Scored first bucket as a Lobo and pulled in three boards against Air Force
- Averaged 9.6 points, 5.2 rebounds per game in 2014-15 for the Miners
- Shot 42.4 percent (28 of 66) from beyond the arc
- Three-time Academic All-GLVC selection with the Miners
- Working on his MBA at New Mexico

## GAME-BY-GAME STATISTICS

## SEASON HIGHS

#34 NESBITT, Michael

Opponent	Date	gs	min	Total fg-fga	pct	3-Pointers 3fg-fga	pct	Free throws ft-fa	pct	Rebounds off def tot	avg	pf	a	t/o	blk	stl	pts	avg
TEXAS SOUTHERN	11/13/15	dnp	-	-	-	-	-	-	-	-	-	-	-	-	-	-	-	-
at New Mexico State	11/15/15	dnp	-	-	-	-	-	-	-	-	-	-	-	-	-	-	-	-
LOYOLA-CHICAGO	11/18/15	1	0-0	.000	0-0	.000	0-0	.000	0	0	0	0.0	0	0	0	0	0	0.0
at USC	11/21/15	dnp	-	-	-	-	-	-	-	-	-	-	-	-	-	-	-	-
NICHOLLS STATE	11/25/15	dnp	-	-	-	-	-	-	-	-	-	-	-	-	-	-	-	-
ORAL ROBERTS	12/1/15	dnp	-	-	-	-	-	-	-	-	-	-	-	-	-	-	-	-
at Purdue	12/05/15	dnp	-	-	-	-	-	-	-	-	-	-	-	-	-	-	-	-
NORTHERN IOWA	12/12/15	dnp	-	-	-	-	-	-	-	-	-	-	-	-	-	-	-	-
NEW MEXICO STATE	12/16/15	dnp	-	-	-	-	-	-	-	-	-	-	-	-	-	-	-	-
RICE	12/19/15	dnp	-	-	-	-	-	-	-	-	-	-	-	-	-	-	-	-
vs Auburn	12-22-15	dnp	-	-	-	-	-	-	-	-	-	-	-	-	-	-	-	-
vs BYU	12-23-15	dnp	-	-	-	-	-	-	-	-	-	-	-	-	-	-	-	-
vs Washington State	12-25-15	dnp	-	-	-	-	-	-	-	-	-	-	-	-	-	-	-	-
NEVADA	12/30/15	dnp	-	-	-	-	-	-	-	-	-	-	-	-	-	-	-	-
at Fresno State	01/02/16	dnp	-	-	-	-	-	-	-	-	-	-	-	-	-	-	-	-
UTAH STATE	01/09/16	1	0-2	.000	0-1	.000	0-0	.000	0	0	0	0.0	0	0	0	0	0	0.0
at UNLV	01/12/16	dnp	-	-	-	-	-	-	-	-	-	-	-	-	-	-	-	-
WYOMING	1/16/16	dnp	-	-	-	-	-	-	-	-	-	-	-	-	-	-	-	-
at San José State	1/23/16	2	0-0	.000	0-0	.000	0-0	.000	0	0	0	0.0	0	0	0	0	0	0.0
AIR FORCE	1/27/16	2	1-1	1.000	0-0	.000	0-0	.000	2	1	3	0.8	0	0	0	0	2	0.5
Totals		0	6	1-3	.333	0-1	.000	0-0	.000	2	1	3	0.8	0	0	0	2	0.5

Games played: 4  
Minutes/game: 1.5  
Points/game: 0.5  
FG Pct: 33.3  
3FG Pct: 0.0

Rebounds/game: 0.8

**Points:** 2 vs. Air Force (1-27-16)

**FG:** 1 vs. Air Force (1-27-16)

**FGA:** 2 vs. Utah State (1-9-16)

**3FG:**

**3FGA:** 1 vs. Utah State (1-9-16)

**FT:**

**FTA:**

**Rebounds:** 3 vs. Air Force (1-27-16)

**Assists:**

**Blocks:**

**Steals:**

**Minutes Played:** 2, Twice

## CAREER HIGHS

## MISCELLANEOUS STATISTICS

## CAREER STATISTICS

Season	gp-gs	min/avg	Total fg-fga	pct	3-Point fg-fga	pct	F-Throws ft-fa	pct	Rebounds off def tot	avg	pf	fo	ast	to	blk	stl	Scoring pts	avg
2015-16	4-0	6/1.5	1-3	.333	0-1	.000	0-0	.000	2	1	3	0.8	0	0	0	0	2	0.5
TOTAL	4-0	6/1.5	1-3	.333	0-1	.000	0-0	.000	2	1	3	0.8	0	0	0	0	2	0.5

NEW MEXICO BASKETBALL  
WWW.GOLOBOS.COM