

# NEVADA WOLF PACK

## 2016-17 MEN'S BASKETBALL GAME NOTES

6 NCAA TOURNAMENT APPEARANCES  
19 CONFERENCE CHAMPIONSHIPS  
14 NBA DRAFT PICKS | 5 ALL-AMERICANS

### TRACK THE PACK

#### TELEVISION

**Watch Live:** CBS Sports Network  
• John Sadak (Play-By-Play)  
• Chris Walker (Color Analyst)  
• Jenny Dell (Sideline)

#### ON RADIO

Wolf Pack Radio Network - 94.5 FM, 630 AM  
Pregame starts 30 minutes prior to tipoff  
• Ryan Radtke (Play-By-Play)  
• Len Stevens (Color Analyst-home games)

#### ONLINE AUDIO

NevadaWolfPack.com/audio  
• Live statistics - nevadastats.com

#### TWITTER

• Official Twitter: @NevadaWolfPack  
• Men's Basketball Twitter: @NevadaHoops  
• Live Twitter: @WolfPackGameday (home games)

### 2016-17 SCHEDULE

DATE	OPPONENT	LOCATION	TIME
Nov. 4	San Francisco State^	Reno, Nev.	W, 88-58
Nov. 11	at Saint Mary's (WCC TV)	Moraga, Calif.	L, 81-63
Nov. 14	Loyola Marymount (MWN)	Reno, Nev.	W, 79-64
Nov. 18	Oregon State (ESPN3)	Reno, Nev.	W, 83-58
<b>Nov. 20-26 - Great Alaska Shootout - Anchorage, Alaska</b>			
Nov. 20	Iona (MWN)	Reno, Nev.	W, 91-76
Nov. 23	Oakland (CBSSN)	Anchorage, Alaska	W, 82-78
Nov. 25	Buffalo (CBSSN)	Anchorage, Alaska	W, 67-62
Nov. 26	Iona (CBSSN)	Anchorage, Alaska	L, 75-73
Nov. 29	Pacific (MWN)	Reno, Nev.	W, 77-67
Dec. 3	at Bradley# (ESPN3)	Peoria, Ill.	W, 91-69
Dec. 11	at Washington (Pac-12 Net.)	Seattle, Wash.	W, 87-85
Dec. 14	UC Irvine (MWN)	Reno, Nev.	W, 76-69
<b>Dec. 21-22 South Point Holiday Hoops Classic - Las Vegas, Nev.</b>			
Dec. 21	Towson	Las Vegas, Nev.	W, 81-72
Dec. 22	UC Santa Barbara	Las Vegas, Nev.	W, 67-66
Dec. 28	San José State* (MWN)	Reno, Nev.	W, 80-55
Dec. 31	at Fresno State* (ESPN3)	Fresno, Calif.	L, 77-76
Jan. 4	San Diego State* (ESPN2)	Reno, Nev.	W, 72-69
Jan. 7	at New Mexico* (ESPN2)	Albuquerque, N.M.	W, 105-104(ot)
Jan. 14	at Wyoming* (ESPN3)	Laramie, Wyo.	W, 89-74
Jan. 18	Air Force* (ROOT)	Reno, Nev.	W, 83-76
Jan. 21	Fresno State* (CBSSN)	Reno, Nev.	L, 81-76
Jan. 25	at Boise State* (CBSSN)	Boise, Idaho	W, 76-57
Jan. 28	New Mexico* (CBSSN)	Reno, Nev.	1 p.m.
Feb. 1	at Utah State* (ESPN3)	Logan, Utah	6 p.m.
Feb. 8	UNLV* (CBSSN)	Reno, Nev.	8 p.m.
Feb. 12	at San Diego State* (CBSSN)	San Diego, Calif.	1 p.m.
Feb. 15	at Air Force* (ESPN3)	Colorado Springs, Colo.	6 p.m.
Feb. 18	Utah State* (ESPN3)	Reno, Nev.	5 p.m.
Feb. 22	Boise State* (ESPN3)	Reno, Nev.	7 p.m.
Feb. 25	at UNLV* (CBSSN)	Las Vegas, Nev.	3 p.m.
Mar. 1	at San José State* (MWN)	San Jose, Calif.	7 p.m.
Mar. 4	Colorado State* (ESPN3)	Reno, Nev.	5 p.m.
Mar. 8-11	Mountain West Championship	Las Vegas, Nev.	TBA

^Exhibition game ..... \*Mountain West Game

#Mountain West-Missouri Valley Challenge

Home games in bold ..... All times Pacific

### NEW MEXICO - SAT., JAN. 28 - 1 P.M. PT | GM 22 | CBSSN



**NEVADA WOLF PACK**  
Record:..... 17-4, 6-2  
Ranking (AP/Coaches):..... NA/RV  
Last game:..... W, 76-57  
..... at Boise State (1/28/17)  
Head Coach:..... Eric Musselman  
..... San Diego, 1987  
at Nevada: ..... 41-18 (2)  
Career record:..... same  
Trend: Nevada is now 4-0 after a loss this season, and has put together win streaks of at least four games after its first three losses of the year.



**NEW MEXICO LOBOS**  
Lawlor Events Center  
(11,536) RENO, NEV.  
Record:..... 13-8, 6-3  
Ranking (AP/Coaches):..... NA/NA  
Last game:..... W, 74-61 Utah State  
Head Coach:..... Craig Neal  
..... Georgia Tech, 1988  
Record at UNM: ..... 71-46 (4)  
Overall record:..... same  
Series:..... UNM leads 6-3  
Last meeting: Nevada 105-104 -OT,  
..... 1/7/17 in Albuquerque  
Trend: After dropping three in a row the Lobos have won their last four games.



**UP NEXT -**  
AT UTAH STATE (8-11, 2-6)  
Wed. • Feb 1 • 6 p.m. PT  
ESPN3  
Dee Glen Smith Spectrum  
(10,270)

The Pack will face the Utah State Aggies for the first time this season on Wednesday before a bye Saturday. Nevada swept the Aggies last season. Utah State has lost its last four games and will face the Fresno State Bulldogs before matching up with the Pack.

### REMATCH AGAINST THE LOBOS SET FOR SATURDAY IN LAWLOR

- In what's bound to be an epic rematch following one of the greatest comebacks in NCAA history, the Nevada Wolf Pack (17-4, 6-2 MW) will take on the New Mexico Lobos (13-8, 6-3 MW) Saturday at 1 p.m. in Lawlor Events Center.
- Down 25 will 11 minutes to go in the second half in Albuquerque, the Wolf Pack pulled off one of the biggest comebacks in NCAA history, tying the game up and winning in overtime at The Pit.
- For the second game in a row, the Pack will be in a battle for first place in the Mountain West.

### STATS OF NOTE

- For the 15th time this season, the Wolf Pack saw four players eclipse 10 points in the same game at Boise State with D.J. Fenner (21), Marcus Marshall (18), Cameron Oliver (17) and Jordan Caroline (12). Five players have accomplished the feat in five games this year as well.
- Not only has the Wolf Pack not lost two games in a row this season, but Nevada has also put together win streaks of at least four games after its first three losses.
- The Wolf Pack has won its last three road games, the longest streak since joining the Mountain West. Nevada also won three road games in a row in 2014.

### NEVADA PROBABLE STARTING LINEUP

#	Probable Starters (GP/GS)	Pos	Ht	Wt	Cl-Exp	Hometown	Ppg	Rpg	App
0	Cameron Oliver (21/20)	F	6-8	235	So.-1L	Oakland, Calif.	14.4	8.0	3.0*
1	Marcus Marshall (21/21)	G	6-3	200	Sr.-TR	St. Paul, Minn.	21.5	2.5	3.2
14	Lindsey Drew (21/19)	G	6-4	180	So.-1L	Encino, Calif.	6.4	4.8	5.3
15	D.J. Fenner (21/8)	G	6-6	205	Sr.-3L	Seattle, Wash.	14.0	3.6	1.4
24	Jordan Caroline (21/20)	G/F	6-7	235	So.-TR	Champaign, Ill.	13.9	9.4	2.1

#	Off The Bench	Pos	Ht	Wt	Cl-Exp	Hometown	Ppg	Rpg	App
2	Leland King II (18/1)	F	6-7	225	Jr.-TR	Inglewood, Calif.	3.2	2.6	0.6
4	Devearl Ramsey (17/2)	G	5-11	180	Fr.-HS	Los Angeles, Calif.	0.9	1.3	1.3
20	David Cunningham (4/0)	G	6-4	195	So.-SQ	Sacramento, Calif.	-	-	-
22	David Kyle (3/0)	G	6-6	220	Fr.-HS	Reno, Nev.	-	0.3	-
23	Charlie Tooley (9/0)	G	6-0	195	Fr.-HS	Granite Bay, Calif.	0.3	0.3	-
31	Collin Weaver (3/0)	G	6-3	195	Jr.-TR	Glendale, Ariz.	-	0.3	-
33	Josh Hall (15/7)	G	6-6	190	Fr.-HS	Houston, Texas	2.7	1.3	0.5
34	John Carlson# (5/0)	F	6-8	225	So.-TR	Reno, Nev.	-	1.2	-

\* blocks per game #became eligible second semester | Devearl Ramsey: Duh-VERL

### NEVADA MEDIA SERVICES

Legacy Hall/MS 232  
Reno, NV 89557-2232

**CHAD HARTLEY:** Associate AD, Communications | hartleyc@unr.edu

**JACK KUESTERMEYER:** Assistant Director | jkuester@unr.edu **NICK BEATON:** Assistant Director | nbeaton@nevada.unr.edu

**KATIE RIHN:** Assistant Director | krihn@unr.edu **RYAN LEVINE:** Graduate Assistant | rlevine@unr.edu



## GENERAL INFO

**Weekly Television:** Wolf Pack All Access  
Sunday's at 6:30 p.m. on KRNV News 4  
**Weekly Radio:** The Coach's Show on ESPN 94.5  
every Tuesday at 6 p.m.  
**Timeout Luncheons:** Feb. 27  
Silver Legacy - cost \$17 - 11:30 a.m.  
**Buy Tickets:** nevadawolfpack.com or 775-348-PACK

**Location** ..... Reno, Nev.  
**Founded** ..... 1874  
**Reno/Sparks Population** ..... 246,846  
**Enrollment** ..... 26,000  
**Nickname; School Colors** ..... Wolf Pack; Navy Blue and Silver  
**Home Arena (Capacity)** ..... Lawlor Events Center (11,536)  
**Conference** ..... Mountain West  
**President** ..... Dr. Marc Johnson  
**Athletics Director** ..... Doug Knuth  
**Athletic Dept. Phone** ..... (775) 784-6900  
**Ticket Office** ..... (775) 348-PACK  
**Press Row** ..... (775) 784-4404  
**Athletics Website** ..... www.NevadaWolfPack.com

## Basketball Information

**2016-17 Record** ..... 17-4  
Home: 8-1 Away: 5-2 Neutral: 4-1  
**2016-17 MW Record (Finish)** ..... 6-2  
Home: 3-1 Away: 3-1  
**2015-16 Record** ..... 24-14  
Home: 16-3 Away: 5-10 Neutral: 3-1  
**2015-16 MW Record (Finish)** ..... 10-8 (5th)  
Home: 6-3 Away: 4-5

**Head Coach** ..... Eric Musselman (San Diego, 1987)  
**Record at School** ..... 41-18 (Second season)  
**Overall Record** ..... same  
**Basketball Office** ..... 775-682-6950  
**Professional Coaching Record:** ..... 566-340  
**NBA:** ..... 108-138 (.439) - Three years  
.... Golden State (2002-04), Sacramento (2006-07)  
**CBA:** ..... 270-122 (.689) - Seven years  
.... Rapid City (1989-1995), Florida/West Palm (1995-97)  
**USBL:** ..... 53-3 (.946) Two years  
.... Florida/Bradenton (1995-1996)  
**NBA-DL:** ..... 77-30 (.720) - Two years  
.... Reno (2010-11), Los Angeles (2011-12)  
**Assistant Coach** ..... Dave Rice - First year  
**Assistant Coach** ..... Yanni Hufnagel - First year  
**Assistant Coach** ..... Ronald Dupree - First year  
**Dir. of Operations** ..... Anthony Ruta - First year  
**Dir. of Player Development** ..... Sam Krosnick - First year  
**Video Coordinator** .. Brandon Chambers - First year  
**Graduate Assistant** ..... Hays Myers - First year  
**Graduate Assistant** ..... Cade Knutson - First year  
**Graduate Assistant** ..... Peter Herman - First year  
**Graduate Assistant** ..... Marcus Whitt - First year  
**Trainer** ..... Elbert Denina - First year  
**Academic Advisor** ..... James Hall - Third Year

## ATHLETIC COMMUNICATIONS

**Jack Kuestermeyer** ..... Asst. Director Comm.  
E-mail ..... jkuester@unr.edu  
Office Phone ..... (775) 682-6984  
Cell Phone ..... (775) 240-6251  
**Nick Beaton** ..... Asst. Director Comm.  
E-mail ..... nbeaton@nevada.unr.edu  
Office Phone ..... (775) 682-6985  
Cell Phone ..... (775) 684-9438

## Comparing The Teams

TEAM STATISTICS	Overall		MW	
	NV	NM	NV	NM
<b>SCORING</b>	1674	1606	657	634
Points per game	79.7	76.5	82.1	79.2
Scoring margin	+7.6	+3.6	+8.0	+4.0
<b>FIELD GOALS-ATT</b>	555-1230	545-1146	223-495	219-453
Field goal pct	.451	.476	.451	.483
<b>3 POINT FG-ATT</b>	192-497	92-279	76-203	41-104
3-point FG pct	.386	.330	.374	.394
3-pt FG made per game	9.1	4.4	9.5	5.1
<b>FREE THROWS-ATT</b>	372-536	424-559	135-184	155-206
Free throw pct	.694	.758	.734	.752
F-Throws made per game	17.7	20.2	16.9	19.4
<b>REBOUNDS</b>	806	713	320	275
Rebounds per game	38.4	34.0	40.0	34.4
Rebounding margin	+2.2	+1.2	+3.0	+0.0
<b>ASSISTS</b>	342	298	129	114
Assists per game	16.3	14.2	16.1	14.3
<b>TURNOVERS</b>	243	273	92	97
Turnovers per game	11.6	13.0	11.5	12.1
Turnover margin	-0.4	+1.3	-0.6	+0.8
Assist/turnover ratio	1.4	1.1	1.4	1.2
<b>STEALS</b>	99	138	37	52
Steals per game	4.7	6.6	4.6	6.5
<b>BLOCKS</b>	107	73	45	33
Blocks per game	5.1	3.5	5.6	4.1

## Nevada vs. New Mexico

Series: UNM leads 6-3

2012-13	A	L	62-75
	A	L	62-75
2013-14	A	L	72-90
	H	L	58-72
2014-15	H	W	66-63 (OT)
2015-16	A	L	76-88
	H	L	66-71
	N	W	64-62
2016-17	A	W	105-104 (OT)

In Reno: 1-2

In Albuquerque: 1-4

Neutral (MW Trny): 1-0

### THE LAST MEETING

**Nevada 105, UNM 104 (OT), • 1/17/16**  
**Albuquerque, N.M.**

- Nevada rallied from a 25-point deficit with 11 minutes to play and won 105-104 in overtime  
- Jordan Caroline scored a MW season best 45 points that included the game winning 3-pointer with 2.9 seconds to play in overtime  
- Marcus Marshall scored 26 points and banked two 3-pointers to force OT

## Nevada Leaders (17-4, 6-2 MW)

**Points:** \_\_\_\_\_ Marcus Marshall - 21.5 ppg  
Cameron Oliver - 14.4 ppg  
D.J. Fenner - 14.0 ppg  
Jordan Caroline - 13.9 ppg  
**Rebounds:** \_\_\_\_\_ Jordan Caroline - 9.4 rpg  
Cameron Oliver - 8.0 rpg  
**Assists:** \_\_\_\_\_ Lindsey Drew - 5.3 apg  
Marcus Marshall - 3.2 apg  
**FG %:** \_\_\_\_\_ D.J. Fenner - 49.2%  
Cameron Oliver - 45.1%  
**3-PT %:** \_\_\_\_\_ D.J. Fenner - 48.8%  
Marcus Marshall - 40.4%  
**FT%:** \_\_\_\_\_ Marcus Marshall - 82.1%  
D.J. Fenner - 81.3%

## New Mexico Leaders (13-8, 6-3 MW)

**Points:** \_\_\_\_\_ Tim Williams - 18.5 ppg  
Elijah Brown - 17.8 ppg  
**Rebounds:** \_\_\_\_\_ Tim Williams - 7.1 rpg  
Elijah Brown - 4.9 rpg  
**Assists:** \_\_\_\_\_ Elijah Brown - 2.9 apg  
Jalen Harris - 2.5 apg  
**FG %:** \_\_\_\_\_ Tim Williams - 57.4%  
Dane Kuiper - 50%  
**3-PT %:** \_\_\_\_\_ Dane Kuiper - 44.2%  
Elijah Brown - 33.1%  
**FT%:** \_\_\_\_\_ Elijah Brown - 81.7%  
Tim Williams - 72.5%

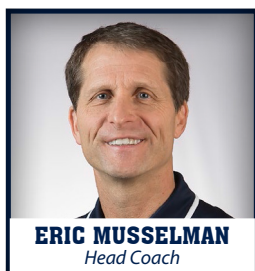
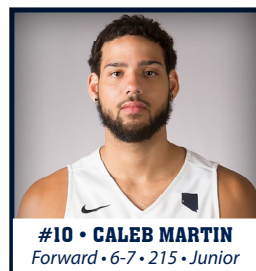
## LAST TIME OUT

RENO, Nev. - Behind strong performances from senior D.J. Fenner and sophomore Cameron Oliver, the Nevada Wolf Pack (17-4, 6-2 MW) took down the Boise State Broncos (12-7, 5-3 MW) Wednesday night to claim sole possession of first place in the Mountain West.

The win snapped a four-game losing streak to the Boise State Broncos and kept Nevada a perfect 4-0 after a loss this season. Oliver recorded his fifth double-double of the season with his 17 points and 15 rebounds, while Fenner's 21 points topped the team.

Defense was the story early for the Wolf Pack, racking up four blocks by the first media timeout and staking an early 9-5 lead. Although the Broncos would tie it up, that was as close as they would get all half as Oliver led the Pack to a 37-32 first half lead.

The second half got off to a quick start for Oliver as he picked up his fifth double-double of the year. The Wolf Pack kept going strong, especially on the defensive side of things, holding Boise State to 1-of-9 before a media timeout at 11:56. The Broncos then made a run, coming within three with 9:42 to play, but Marshall put an end to it with a big, off-balance three from the corner. The Pack then went on a run of its own, going on a 13-2 to force the Broncos to call a timeout. With 6:02 left in the game, Nevada had taken a 65-51 lead, its largest of the game. The Wolf Pack continued to put the Broncos behind it, taking the game 76-57.







## ***Wolf Pack Layups***

- The Nevada Wolf Pack improved to 17-4, 6-2 MW after beating Boise State Wednesday night, claiming sole possession of first place in the Mountain West.
- The win snapped a four-game losing streak to the Broncos.
- The Wolf Pack received a bump in the RPI to 38 after defeating Boise State. The Wolf Pack is 3-3 against top 100 opponents and 11-4 against top 200 opponents.
- Nevada has beaten two schools ranked in Ken Pomeroy's College Basketball Ranking's top 100 and has topped a total of 12 in the top 200. KenPom puts Nevada at 67th in the nation.
- Nevada will continue to wear pink against New Mexico as part of Coaches vs. Cancer week. Free T-shirts will be handed out to the first 8,000 fans in Lawlor on Saturday.
- Nevada had four players score more than 10 points for the 15th time this year and back-to-back games at Boise State.
- Sophomore Cameron Oliver recorded his fifth double-double of the season, ending the night with 17 points and 15 rebounds.
- Of Oliver's 15 rebounds, 10 came defensively. He led the game in rebounds for the fifth time this year.
- Senior D.J. Fenner eclipsed 20 points for the fourth time this year and second time in three games, ending the night at Boise State with 21.
- Nevada trailed for just 4:14 of the game against the Broncos after not being able to get a lead in its previous game against Fresno State.
- The Pack's starting 5 scored 70 of its 76 total points at Boise State. Freshman Josh Hall scored the six off the bench.
- Senior D.J. Fenner is now 19th all-time in career scoring at Nevada after moving past Mike Gray against Fresno State. Fenner now has 1,157 points in his four years with Nevada.
- Sophomore Lindsey Drew's 112 assists this season has already surpassed his total of 103 from last year.
- Sophomore Jordan Caroline is nearly averaging a double-double with his 13.9 points and 9.4 rebounds per game. He's recorded eight double-doubles this year, including two sets of three straight. The eight double-doubles is second in the MW.
- The 13-point deficit at the half against Fresno State was the largest at home this season for Nevada.
- Nevada's 26 first-half points against the Bulldogs is a season low for the team.
- The Pack set season highs at the charity stripe at Wyoming, attempting 37 free throws and making 31. Senior Marcus Marshall went 14-of-15 from the line, sinking his last 12 and setting a team high in free throws made.
- Sophomore Cameron Oliver's 16 rebounds at Wyoming not only were a season high for the team, but also ranks in the top five by an opponent ever at Wyoming.
- Lindsey Drew set a season-high in scoring with his 14 points at Wyoming.
- As a team the Wolf Pack set two season highs with 105 points and 15 threes made at New Mexico.
- Caroline's 45 points at New Mexico are the fourth-most in Division I this year, the most by any player in the Mountain West this year, the most by a sophomore in the history of the Mountain West and the most by a Wolf Pack player since at least the 1989-90 season.
- Marshall is fifth in the nation when it comes to shooting the long ball, draining 3.8 per game.
- Nevada shot a season high 84.6 percent from the charity stripe at Fresno State, going 11-of-13 from the line. Both Fenner and sophomore Jordan Caroline were a perfect 4-of-4.
- Of the Wolf Pack's 17 wins, 16 have come in win streaks of four, five and seven. Nevada has yet to lose back-to-back games this year and just twice in the Musselman, era both times coming last season.
- Of Nevada's 79.7 points per game, 70.0 have come from Marshall, Caroline, Fenner, Oliver and Drew.



## 2016-17 POINTS AND REBOUNDS GAMES HIGHS

**Games where a Nevada player posted or tied for game high honors in points.**

### Marcus Marshall (10)

Loyola Marymount | 11/14/16 | 18 points  
vs. Oakland | 11/23/16 | 25 points  
vs. Buffalo | 11/25/16 | 23 points  
vs. Iona | 11/27/16 | 21 points  
at Washington | 12/11/16 | 32 points  
vs. UC Santa Barbara | 12/22/16 | 25 points  
San José State | 12/28/16 | 25 points  
at Fresno State | 12/31/16 | 26 points  
at Wyoming | 1/14/17 | 32 points  
Fresno State | 1/21/17 | 25 points

### Jordan Caroline (2)

at Bradley | 12/3/16 | 23 points  
at New Mexico | 1/7/17 | 45 points

### Cameron Oliver (1)

Oregon State | 11/18/16 | 24 points

### D.J. Fenner (1)

Air Force | 1/18/17 | 30 points

### Elijah Foster (1)

Loyola Marymount | 11/14/16 | 18 points

**Games where a Nevada player posted or tied for game high honors in rebounds.**

### Jordan Caroline (9)

Oregon State | 11/18/16 | 12 rebounds  
Iona | 11/20/16 | 13 rebounds  
Pacific | 11/29/16 | 10 rebounds  
at Washington | 12/11/16 | 9 rebounds  
UC Irvine | 12/14/16 | 13 rebounds  
vs. UC Santa Barbara | 12/22/16 | 12 rebounds  
at Fresno State | 12/31/16 | 13 rebounds  
San Diego State | 1/4/17 | 11 rebounds  
at New Mexico | 1/7/17 | 13 rebounds

### Cameron Oliver (5)

vs. Buffalo | 11/25/16 | 12 rebounds  
vs. Towson | 12/21/16 | 13 rebounds  
San Diego State | 1/4/17 | 11 rebounds  
at Wyoming | 1/14/17 | 16 rebounds  
at Boise State | 1/25/17 | 15 rebounds

### Elijah Foster (2)

Loyola Marymount | 11/14/16 | 10 rebounds  
vs. Iona | 11/27/16 | 10 rebounds

### Lindsey Drew (1)

at Bradley | 12/3/16 | 14 rebounds

### Leland King II (1)

San José State | 12/28/16 | 12 rebounds

## TEAM NOTES

- The Pack has seen at least four players score more than 10 points in 15 games this season and five in five games.
- Nevada has made more free throws (372) than opponents have attempted (359).
- Nevada's recent seven-game win streak is the longest under Musselman and longest since the 2011-12 team tied the school record with 16 consecutive victories. The Pack most recently won four straight between losses to Fresno State.
- The Pack protects the ball while spreading it around with a 1.41 assist turnover ratio, good for 21st in the nation and first in the Mountain West.
- The Wolf Pack takes smart shots while punishing the opponent for not doing the same, outblocking teams 107-54 this season.
- Nevada has shown it can make necessary second half adjustments, having scored 152 (913-761) more points after the first half.
- Nevada's 16.3 assists per game leads the Mountain West, where the Pack has stayed almost all season long.
- Nevada is a menace when it comes to defense at the rim. The Pack's 5.1 blocks per game ranks first in the conference and 38th in the nation.
- Nevada has attempted 536 free throws while opponents have been held to just 359 shots at the charity stripe, a 177 shot difference.
- While Nevada may draw a lot of fouls, the team is averaging just 16.6 team fouls a game, good for 32nd in the nation.
- The Pack ended the first half against Air Force shooting 57.7 percent (15-of-26), the best first-half percentage of the season. The Pack ended the game shooting 54.5 percent overall.
- Nevada held Bradley to just 26 points in the first half, tying the lowest opponent score after 20 minutes this season. The Pack also held Pacific to 26 first-half points and SJSU to 26 second-half points.
- The Pack's season low in first half points came against Fresno State at 26 points.
- The Wolf Pack's 23 point lead vs. OSU on Nov. 18 was its biggest advantage at the half this season.
- Against San Jose State, Nevada's defense posted season bests in fewest points allowed (55), field goals made (19) and field goal percentage (29.2).
- Nevada's 87-85 win at Washington was the Pack's second over a Power 5 school this season after downing Oregon State 83-58 earlier this season. The last time Nevada defeated two Power 5 schools in the same season was in 2011-12, defeating Washington 76-73 in overtime and Arizona State 69-61 in back-to-back games.
- The 25 point win over the Oregon State Beavers on Nov. 18 gave Nevada its biggest win over a Power 5 school since defeating OSU by 28, 75-47, on Nov. 15, 2006.
- Nevada was selected to finish second in the Mountain West by the conference media.
- Nevada won its first postseason championships and became the first Mountain West school to do so with an 85-82 overtime win against Morehead State in game three of the College Basketball Invitational Finals.

## COACH MUSSELMAN NOTES

- Head coach Eric Musselman is 41-18 as head coach of the Wolf Pack, picking up win No. 40 against Air Force on Jan. 18.
- The Wolf Pack is 15-2 after a loss under Muss, losing back-to-back games just twice.
- Led his team to the longest win streak of his era this season, winning seven straight after losing to Iona in the Great Alaska Shootout before losing at Fresno State.
- The Pack's 17-4 record is four games better than last year's 13-8 record after 21 games under Muss.
- Under Musselman, the Wolf Pack is 24-4 at home and won 13 straight dating back to last season before the streak was snapped against Fresno State.
- Led the Pack to 24 wins last season in his first year after the Pack went 9-22 the previous season.

## MARCUS MARSHALL NOTES

- Senior Marcus Marshall leads the MW in scoring (21.5 ppg), 3-pointers made per game (3.8) and total threes made (80). Ranks 16th nationally in scoring.
- Has made at least two threes in every game this season and at least four in nine of the last 11 games, including the last three.
- Surpassed 1,000 career points against Washington in the first half, including his 813 points at Missouri State. His total is now 1,283 in 79 career games for a career average of 16.2 ppg.
- Is averaging 24.4 points per game in true road games this season.



## CHARTING THE PACK

### PLAYER 16-17 CAREER

#### TIMES AS NEVADA'S TOP SCORER

Marcus Marshall	13	13
Cameron Oliver	5	9
Jordan Caroline	3	3
D.J. Fenner	2	19
Elijah Foster	1	1

#### TIMES AS NEVADA'S TOP REBOUNDER

Jordan Caroline	13	13
Cameron Oliver	6	27
Elijah Foster	2	4
Lindsey Drew	2	6
Leland King II	1	1
D.J. Fenner	1	3
John Carlson	1	1

#### DOUBLE-DIGIT SCORING GAMES

Marcus Marshall	21	21
Cameron Oliver	17	42
D.J. Fenner	16	53
Jordan Caroline	14	14
Lindsey Drew	6	9
Elijah Foster	5	7
Leland King II	2	2
Josh Hall	1	1

#### 20-POINT GAMES

Marcus Marshall	11	11
D.J. Fenner	3	10
Cameron Oliver	3	9
Jordan Caroline	2	2
Elijah Foster	1	1

#### 30-POINT GAMES

Marcus Marshall	2	2
D.J. Fenner	1	1

#### 40-POINT GAMES

Jordan Caroline	1	1
-----------------	---	---

#### 10+ REBOUND GAMES

Jordan Caroline	10	10
Cameron Oliver	6	19
Elijah Foster	3	4
Lindsey Drew	2	2
Leland King II	1	1

#### 20+ REBOUND GAMES

Cameron Oliver	-	2
----------------	---	---

#### DOUBLE-DOUBLES

Jordan Caroline	8	8
Cameron Oliver	5	17
Elijah Foster	3	3
Lindsey Drew	1	1
Leland King II	1	1

## CAREER GAMES/STARTS

PLAYER	GP	GS
#0 Cameron Oliver	59	53
#1 Marcus Marshall	21	21
#2 Leland King II	18	1
#4 Devearl Ramsey	17	2
#12 Elijah Foster	64	39
#14 Lindsey Drew	58	55
#15 D.J. Fenner	121	63
#20 David Cunningham	18	0
#22 David Kyle	3	0
#23 Charlie Tooley	9	0
#24 Jordan Caroline	21	20
#31 Collin Weaver	3	0
#33 Josh Hall	15	7
#34 John Carlson	5	0

## 2016-17 NUMERICAL ROSTER

#	Name	Pos.	Ht.	Wt.	Cl.	Exp	Hometown (Last school)
0	Cameron Oliver	F	6-8	235	So.	1L	Oakland, Calif. (Grant HS)
1	Marcus Marshall	G	6-3	200	Sr.	TR	St. Paul, Minn. (Missouri State)
2	Leland King II	F	6-7	225	Jr.	TR	Inglewood, Calif. (Brown)
4	Devearl Ramsey	G	5-11	180	Fr.	HS	Los Angeles, Calif. (Sierra Canyon HS)
5	Cody Martin^	F	6-7	210	Jr.	TR	Mocksville, N.C. (North Carolina State)
10	Caleb Martin^	F	6-7	215	Jr.	TR	Mocksville, N.C. (North Carolina State)
11	Hallie Cooke	G	6-3	190	Sr.	TR	Union City, N.J. (Iowa State)
12	Elijah Foster	F	6-7	235	Jr.	2L	Seattle, Wash. (Rainier Beach HS)
14	Lindsey Drew	G	6-4	180	So.	1L	Encino, Calif. (Fairfax HS)
15	D.J. Fenner	G	6-6	205	Sr.	3L	Seattle, Wash. (Seattle Prep)
20	David Cunningham	G	6-4	195	So.	SQ	Sacramento, Calif. (Bella Vista HS)
21	Kendall Stephens^	G	6-7	205	Sr.	TR	St. Charles, Ill. (Purdue)
22	David Kyle	G	6-6	220	Fr.	HS	Reno, Nev. (Reno HS)
23	Charlie Tooley	G	6-0	195	Fr.	HS	Granite Bay, Calif. (Granite Bay HS)
24	Jordan Caroline	G/F	6-7	235	So.	TR	Champaign, Ill. (Southern Illinois)
31	Collin Weaver	G	6-3	195	Jr.	TR	Glendale, Ariz. (Iowa Western)
33	Josh Hall	G	6-6	190	Fr.	HS	Houston, Texas (Genesis Academy)
34	John Carlson	F	6-8	225	So.	TR	Reno, Nev. (San Diego Christian)

**Pronunciation Guide:** Devearl Ramsey - DUH-verl

^ will sit out the 2016-17 season under NCAA transfer rules

**Head Coach:** Eric Musselman (San Diego, 1987) – Second season

**Assistant Coach:** Dave Rice (UNLV, 1993) – First season

**Assistant Coach:** Yanni Hufnagel (Cornell, 2006) – First season

**Assistant Coach:** Ronald Dupree (LSU, 2015) – First season

**Director of Operations:** Anthony Ruta (Arizona State, 2011) – Second season

**Video Coordinator:** Brandon Chambers (VCU, 2014) – First season

**Director of Player Development:** Sam Krosnick (Maryland, 2014) First season

**Graduate Assistant:** Hays Myers (LSU, 2016) – First season

**Graduate Assistant:** Cade Knutson (Southern Oregon, 2016) – First season

**Graduate Assistant:** Peter Herman (Winona State, 2016) – First season

**Graduate Assistant:** Marcus Whitt (Columbia College, 2016) – First season

**Trainer:** Elbert Denina (Long Beach State, 2010) – First season

- Leads the conference with 23.6 points per game in MW play.
- Put up 25 points against Fresno State, reaching 25 in seven of the last nine games after putting up 18 at Boise State. Four-game streak was snapped at BSU.
- The game against the Bulldogs marked the 13th time this year he's eclipsed 20 points.
- Led the Pack in scoring against Fresno State (25) for the 13th time this season. It was also the 10th time this year Marshall has recorded the game high.
- His two 32-point games are the fourth most by a player in the Mountain West this year.
- Tied his collegiate career high with seven three-pointers made against UCSB. Marshall also drained seven from the arc on Dec. 17, 2014 while playing at Missouri State. His seven is tied for a single-game high in the Mountain West this year.
- Five of Marshall's seven threes against UCSB came in the first half, a season high for both himself and the team.
- His 17 points in the first half against UCSB were the most for the transfer all season.
- Scored 32 points at Washington to earn Mountain West Player of the Week honors. His night was capped off by sinking the game-winning shot with 0.2 seconds to play.
- Has scored more than 10 points in every game this season.
- Scoring 64.6 percent of his points in the second half, 13.9 points of his 21.5 per game.
- Played whole games against Fresno State at home and Iona in the GAS championship with 40 minutes.
- Was named to both the Great Alaska Shootout and Holiday Hoops Classic all-tournament teams.
- Marshall's nine assists against OSU left him one shy of a double-double. The nine assists is tied with Lindsey Drew and Devearl Ramsey for the high on the team this season.

### Player, Year

	G	Blk.
1. Dario Hunt, 2008-2012	100	275
2. Nick Fazekas, 2004-07	131	192
3. <b>Cameron Oliver, 2015-present</b>	<b>59</b>	<b>161</b>
4. Edgar Jones, 1975-79	101	142

### CAMERON OLIVER NOTES

- Sophomore Cameron Oliver eclipsed 800 career points at Nevada in the game at Boise State. He now has 813 with the Wolf Pack.
- With his second block in the first half at

Fresno State, passed Edgar Jones (1975-79) for third on the Nevada career blocks list. Oliver now has 161 career blocks in just 59 games. Oliver has been passing people on the list in half



## NEVADA IN 2016-17 WHEN

Scoring first.....	7-1
Opponent scores first.....	10-3
Leading at halftime.....	12-0
Trailing at halftime.....	5-4
Tied at halftime.....	0-0
Scoring less than 70 points.....	2-1
Scoring 70-79 points.....	5-3
Scoring 80-89 points.....	7-0
Scoring 90+ points.....	3-0
Holding opponent under 60 points.....	3-0
Holding opponents to 60-69 points.....	7-0
Holding opponents to 70-79 points.....	5-2
Holding opponents to 80-89 points.....	1-2
Allowing 90 points or more.....	1-0
Games decided by five points or less.....	6-3
Games decided by 10 points or less.....	4-0
Games decided by 19 points or less.....	4-1
Games decided by 20 points or more.....	3-0
Games decided in overtime.....	1-0
Shooting 50 percent or better.....	4-0
Shooting better than opponent.....	12-0
Being outshot.....	5-4
Making more FG's than opponent.....	7-0
Making fewer FG's than opponent.....	7-4
Making the same number of FGs.....	3-0
Making more 3-pointers than opponent.....	14-2
Making fewer 3-pointers than opponent.....	3-1
Making the same number of 3-pointers.....	0-1
Making more FT's than opponent.....	14-2
Making fewer FT's than opponent.....	2-2
Making the same number of FT's.....	1-0
Outrebounding opponent.....	12-1
Being outrebounded.....	3-3
Tying opponent in rebounding.....	2-0
Outscoring opponent bench.....	2-1
Being outscored by opponent bench.....	14-3
Tied in bench scoring.....	1-0
Playing at home.....	8-1
Playing on the road.....	5-2
Playing at a neutral site.....	4-1
Playing a non-conference game.....	11-2
Playing a MW game.....	6-2
Playing a ranked opponent.....	0-1
Playing at night.....	14-2
Playing during the day.....	3-2
Playing on TV.....	10-3
Playing in November.....	6-2
Playing in December.....	6-1
Playing in January.....	5-1
Starting lineup.....	
Oliver, Marshall, Foster, Drew, Fenner.....	0-1
Oliver, Marshall, Foster, Ramsey, Caroline.....	1-0
Oliver, Marshall, Foster, Drew, Caroline.....	4-1
Oliver, Marshall, Hall, Drew, Caroline.....	7-0
Oliver, Marshall, Fenner, Drew, Caroline.....	5-2

the amount of games this year.

- Youngest active player nationally with more than 100 blocks. Has 161 in his career.
- Recorded his fifth double-double of the season at Boise State, putting up 17 points and 15 rebounds. It was the 17th game this year Oliver eclipsed 10 points.
- His 16 boards at Wyoming are the most by a Wolf Pack player this year and is tied for the second best game in the MW this season.
- Oliver scored less than 10 points (8) for just the fourth game all year against Fresno State. Oliver also netted eight points at Bradley that snapped a 21-game streak of 10 or more points dating back to last season.
- Set a career high in threes made with four in the game against UC Irvine, going perfect from beyond the arch.
- Recorded 50 blocks in the last 16 games.
- Picking right up where he left off last year, Oliver is first in the conference and seventh in the nation in blocks per game (2.95).
- Has three or more blocks in 34 games during his career and just twice failed to record a block.
- Has three or more blocks 13 times this season and five in four games.
- Came off the bench for the first time this season against Air Force, ending a streak of 49 straight starts dating back to last season.
- Was named to the Great Alaska Shootout All-Tournament team.
- Hit 20 or more points in a game for a third consecutive game and ninth time of his career with 22 against Oakland on Nov. 23.
- Set a career high in first half scoring with 20 points against Oregon State. The sophomore finished with 24 points.
- Set the overall Wolf Pack and MW freshman record with 99 blocks in 2015-16.
- Was named to the 2016-17 Mountain West preseason team by the conference media.

## NEVADA IN THE NCAA AND MOUNTAIN WEST Thru Jan. 25

STATISTIC	NCAA RANK	MW RANK	AVG./TOTAL
Assist turnover ratio	21st	1st	1.41
Assists per game	45th	1st	16.3 apg
Blocks per game	38th	1st	5.1 bpg
Defensive rebounds per game	37th	2nd	27.57 rpg
Free throw attempts	15th	2nd	536 fta
Free throws made	27th	4th	372 ftm
Fewest personal fouls	32nd	2nd	16.6 fpg
Scoring	55th	1st	79.7 ppg
Three point FG defense	10th	1st	29.3
Three point FG attempts	59th	2nd	497
Three point FG made per game	40th	1st	9.1
Three point FG percentage	41st	2nd	38.6
Total blocks	26th	1st	107
Total rebounds	50th	4th	806
Total rebounds per game	79th	4th	38.38
Turnovers per game (Fewest)	40th	1st	11.6

	STATISTIC	NCAA RANK	MW RANK	AVG./TOTAL
Jordan Caroline	Defensive rebounds per game	84th	5th	5.86 rpg
	Double-doubles	37th	2nd	8
	Free throw attempts	13th	2nd	149 fta
	Free throws made	96th	4th	85 ftm
	Minutes per game	38th	2nd	35.5 mpg
	Offensive rebounds per game	21st	1st	3.52 rpg
	Rebounds per game	39th	2nd	9.4 rpg
Lindsey Drew	Total minutes	25th	1st	746
	Total rebounds	26th	2nd	197
	Total assists	31st	1st	112
	Assists per game	43rd	1st	5.3 apg
Marcus Marshall	Assist turnover ratio	37th	1st	2.73
	Free throw attempts	84th	3rd	117 fta
	Free throws made	46th	2nd	96 ftm
	Minutes per game	37th	1st	35.31 mpg
Cameron Oliver	Scoring	16th	1st	21.5 ppg
	Three point attempts	4th	1st	198
	Three point FG percentage	49th	2nd	40.4
	Three point FG made per game	5th	1st	3.81 fmpg
	Total FG attempts	27th	1st	313
	Total FG made	45th	2nd	138
	Total three point FG made	3rd	1st	80
	Total minutes	25th	1st	746
	Total points	12th	1st	452
	Blocks per game	7th	1st	2.95 bpg
Cameron Oliver	Defensive rebounds per game	46th	4th	6.48 drpg
	Total blocks	4th	1st	62
	Total rebounds	79th	4th	167





## NATIONAL RANKINGS

### AP Top 25 (Jan. 23)

RK	TEAM	RECORD	PTS
1	Villanova (35)	19-1	1,591
2	Kansas (28)	18-1	1,572
3	Gonzaga (2)	19-0	1,471
4	Kentucky	17-2	1,414
5	Baylor	18-1	1,379
6	Florida State	18-2	1,215
7	Arizona	18-2	1,190
8	UCLA	19-2	1,177
9	North Carolina	18-3	1,171
10	Oregon	18-2	1,035
11	Butler	17-3	914
12	Virginia	15-3	803
13	Louisville	16-4	796
14	Notre Dame	17-3	767
15	Wisconsin	16-3	746
16	Creighton	18-2	731
17	Duke	15-4	628
18	West Virginia	15-4	569
19	Cincinnati	17-2	478
20	Purdue	16-4	412
21	<b>Saint Mary's</b>	17-2	290
22	Maryland	17-2	261
23	South Carolina	15-4	171
24	Xavier	14-5	146
25	Florida	14-5	47

**Others receiving votes:** Kansas State 41, SMU 33, Northwestern 28, UNC Wilmington 14, Iowa State 12, Virginia Tech 7, USC 6, Dayton 6, Illinois State 1, Akron 1, Utah 1, Middle Tennessee 1

### USA Today Coaches Poll (Jan. 23)

RK	TEAM	RECORD	PTS
1	Kansas (18)	18-1	785
2	Villanova (11)	19-1	773
3	Gonzaga (3)	19-0	734
4	Kentucky	17-2	696
5	Baylor	18-1	666
6	North Carolina	18-3	577
7	UCLA	19-2	552
8	Florida State	18-2	550
9	Arizona	18-2	549
10	Oregon	18-2	513
11	Butler	17-3	410
12	Notre Dame	17-3	407
13	Virginia	15-3	405
14	Louisville	16-4	374
15	Wisconsin	16-3	366
16	Creighton	18-2	358
17	Duke	15-4	298
18	West Virginia	15-4	290
19	Cincinnati	17-2	264
20	Purdue	16-4	187
21	<b>Saint Mary's</b>	17-2	143
22	Xavier	14-5	138
23	Maryland	17-2	106
24	South Carolina	15-4	100
25	Florida	14-5	37

**Others receiving votes:** Northwestern 21, UNC Wilmington 21, Kansas State 17, Indiana 16, USC 16, SMU 16, Iowa State 4, New Mexico State 4, Middle Tennessee 4, Miami 2, **Nevada 1**

- Set a MW record with 24 rebounds in the win over Fresno State on Feb. 13, 2016 and scored 20 points to post a 20-20 game which helped him earn MW Player of the Week honors.

### D.J. FENNER NOTES

- Senior D.J. Fenner is now 19th all-time in career scoring at Nevada after moving past Mike Gray against Fresno State. Fenner now has 1,157 points in his four years with Nevada.
- His 48.8 (40-of-82) percent from behind the arc leads the MW.
- Put up a team-high 21 points at Boise State, getting into double-figures for the 16th time this year and hitting 20 for the fourth time.
- Scored a career-high 30 points against Air Force, including 21 in the first half alone, also a career high.
- His 30 points are the most since scoring 20 at Washington on Dec. 11.
- Since entering the starting 5 for Josh Hall, is averaging 18.3 points and has shot 47.3(18-of-38) from beyond the arc in the seven starts. Also 24-of-27 from the line.
- Has scored 104 points, 17.3 per game, in the last six road games while shooting 50.8 percent from the field, 50 percent from three and 92.9 percent from the line proving to be a menace to home teams.
- Earned his eighth start of the year at Boise State.
- Is shooting 49.2 from the field, the highest percentage on the team (min. 10 games).
- Scored in double figures in six straight games earlier this season and had the streak snapped with his six against UC Santa Barbara. Fenner averaged 15 points per game over the stretch from Nov. 26 to Dec. 21.
- Scored at least 20 points in back-to-back road games with 21 at Bradley and 20 at Washington in his return to his hometown of Seattle.
- Went 5-of-6 from beyond the arch against Bradley, a career high for the senior.
- Is the only member of the Wolf Pack who has been at Nevada for four years of his collegiate basketball career.

### LINDSEY DREW NOTES

- Sophomore Lindsey Drew has embraced the traditional point guard role. Drew is averaging a MW-high 5.3 assists per game and set a career high with nine against Oakland in the Great Alaska Shootout.
- Has managed to keep the ball safe with all his assists, first in the Mountain West and 37th in the country with a 2.73 assist-turnover ratio.
- Sophomore Lindsey Drew's 112 assists this season has already surpassed his total of 103 from last season.
- Scored 13 points against Fresno State to get to double figures for the sixth time this season.
- Scored a season-high 14 points at Wyoming, getting into double figures for the fifth time this season. His nine rebounds left him one shy of his second double-double of the season.
- Has had six or more assists in 11 games this season, most recently with six against Fresno State.
- Put up a career-high four blocks with no turnovers against SDSU.
- Grabbed up 10 rebounds in the game against UCSB, his second double-figure rebounding game of the season.
- Tied his career high with three made three-pointers vs. UCI, going perfect from beyond the arch. He also drained three long balls against Buffalo.
- Came just two assists short of a triple-double at Bradley, ending the night with 14 rebounds, 11 points and eight assists. It was his first career double-double.
- Was named to the Great Alaska Shootout All-Tournament team.
- Had his first double-digit game of the season at home against Iona, putting up 11 points and coming just one rebound short of a double-double.
- Set a Nevada freshman record with 56 steals in the 2015-16 season.

### JORDAN CAROLINE NOTES

- Sophomore Jordan Caroline tops the team averaging 9.4 boards per game which is second in the Mountain West and 39th in the entire NCAA.
- Is nearly averaging a double-double with 13.9 ppg and 9.4 rpg.
- Scored in double figures for the 14th time this year with his 12 points at Boise State.
- Recorded his eighth double-double of the season with 12 points and 15 rebounds at Wyoming. Also was his third straight double-double.
- His 15 rebounds against the Cowboys set a career high after pulling down 13 boards in four games this season.
- Put up a career-high 45 points against the Lobos. Caroline had scored 23 at Bradley earlier this season. It marked the third time this year Caroline had eclipsed 20 points.





## NEVADA ROSTER BREAKDOWN

**Returning Starters (4):** Cameron Oliver, D.J. Fenner, Elijah Foster, Lindsey Drew.

**Returning Letter winners (4):** Cameron Oliver, D.J. Fenner, Elijah Foster, Lindsey Drew.

**By Class:** *Seniors (3):* D.J. Fenner, Marcus Marshall, Kendall Stephens; *Juniors (5):* Leland King II, Elijah Foster, Collin Weaver, Cody Martin, Caleb Martin;

*Sophomores (5):* Cameron Oliver, Lindsey Drew, David Cunningham, Jordan Caroline, John Carlson;

*Freshman (4):* Deveal Ramsey, Charlie Tooley, David Kyle, Josh Hall.

**By Geography:** *California (6):* Lindsey Drew (Encino), Leland King II (Inglewood), Cameron Oliver (Oakland), David Cunningham (Sacramento), Deveal Ramsey (Los Angeles), Charlie Tooley (Granite Bay); *Illinois (2):* Jordan Caroline (Champaign), Kendall Stephens (St. Charles); *Nevada (2):* John Carlson (Reno), David Kyle (Reno); *North Carolina (2):* Caleb Martin (Mocksville), Cody Martin (Mocksville), *Washington (2):* D.J. Fenner (Seattle), Elijah Foster (Seattle); *Arizona (1):* Collin Weaver (Glendale); *Minnesota (1):* Marcus Marshall, *Texas (1):* Josh Hall (Houston).

**By Height:** *5-11 (1):* Deveal Ramsey; *6-0 (1):* Charlie Tooley; *6-3 (2):* Marcus Marshall, Collin Weaver; *6-4 (2):* Lindsey Drew, David Cunningham; *6-6 (3):* D.J. Fenner, David Kyle, Josh Hall; *6-7 (6):* Elijah Foster, Jordan Caroline, Leland King II, Caleb Martin, Cody Martin, Kendall Stephens; *6-8 (2):* Cameron Oliver, John Carlson.

**By Position:** *Guard (9):* Deveal Ramsey, Charlie Tooley, Marcus Marshall, Collin Weaver, Lindsey Drew, David Cunningham, D.J. Fenner, Josh Hall, Kendall Stephens; *Forward (8):* Elijah Foster, Jordan Caroline, Leland King II, Caleb Martin, Cody Martin, Cameron Oliver, John Carlson, David Kyle.

**Experience:** *Three Letters (1):* D.J. Fenner;

*Two Letters (1):* Elijah Foster;

*One Letter (2):* Lindsey Drew, Cameron Oliver;

*Transfers (8):* Marcus Marshall, Jordan Caroline, Leland King II, Caleb Martin, Cody Martin, Kendall Stephens, Collin Weaver, John Carlson; *High School (4):* Deveal Ramsey, Charlie Tooley, Josh Hall, David Kyle; *Squad (1):* David Cunningham.

## Upcoming Promotions

### Jan. 28 vs. New Mexico

Pink game

Free T-shirts to first 8,000 fans

Student-athlete GPA recognition

### Feb. 8 vs. UNLV

Governor's Series game

### Feb. 18 vs. Utah State

Alumi Recognition TBD

• His 45 points at New Mexico are the fourth-most in Division I this year, the most by any player in the Mountain West this year, the most by a sophomore in the history of the Mountain West and the most by a Wolf Pack player since at least the 1990-91 season.

• Earned several honors on Jan. 9 after a week where he averaged 32 points and 12 rebounds per game with two double-doubles. Caroline was named the Mountain West Player of the Week, NBC Sports' Player of the Week and College Sports Madness' High-Major Player of the Week.

• Is nearly averaging a double-double in conference play with 16.0 points and 9.5 rebounds per game.

• Scored more than 10 points for a sixth straight game, finishing the game against SJSU with 13 points. The streak ended at Fresno State with his eight points.

• Earned MVP honors at the South Point Holiday Hoops Classic after averaging 17 points and 10.5 rebounds per game.

• Named the Dec. 5 MW Player of the Week for his after averaging 16 points, 7.5 rebounds and three assists in wins over Pacific and at Bradley.

• Recorded three straight double-doubles earlier in the season, finishing the streak with 10 points and 10 rebounds against Oakland on Nov. 23. Also had double-doubles vs. Oregon State (12 pts, 12 rebs) and at home vs. Iona (15 pts, 12 rebs).

• Played 43 of 45 minutes in the overtime win at UNM.

• Has led the Pack in rebounding in 13 games this season with nine being game highs; OSU (12), Iona (13), Pacific (10), at Washington (9), UCI (13), UCSB (12), Fresno State (13), SDSU (11), New Mexico (13) and FS (3).

## LELAND KING II NOTES

• Junior Leland King II had a 12-game streak snapped after not playing at Boise State.

• Earned his first career start against Air Force.

• Logged eight points and five rebounds at Fresno State.

• Recorded his first career double-double, ending the game against San José State with 13 points and 12 rebounds. Both are career highs.

• After not playing in back-to-back games, saw action in 12 straight, including 25 minutes against SJSU, 21 at Bradley, 20 at Fresno State and 17 in the win at Washington.

## DEVEARL RAMSEY NOTES

• Freshman Deveal Ramsey set a career high with his nine assists at New Mexico, tying Marshall and Drew for the team's season high.

• His two points against Fresno State were the only points of 76 from a nonstarter.

• Scored a season-best five points at UNM in a season-high 33 minutes off the bench.

• Recorded a career-high five rebounds while playing the second-most minutes of his career against San Diego State, logging 18 minutes on the court.

• Earned his second start of the season against SJSU, finishing the game with four points in 17 minutes.

• Got his first career start against the Lions of Loyola Marymount, putting in a career-high 21 minutes.

## JOSH HALL NOTES

• Freshman Josh Hall saw the third-most playing time of his career, scoring six points at Boise State, the only bench points in the game for Nevada.

• Saw his first action since leaving the game against the Spartans with a concussion, logging two minutes against Fresno State.

• Scored a career-high 15 points against the Towson Tigers, helping to fill a gap left by Marcus Marshall in the first half who was on the bench with two fouls.

• Earned a season and career high 25 minutes against the Towson Tigers.

## CAROLINE EARNS HONORS GALORE

Following a week where he averaged 32 points and 13 rebounds a game, including putting up 45 points at New Mexico and logging back-to-back double-doubles, sophomore Jordan Caroline saw the Player of the Week honors pour in on Jan. 9. Caroline earned conference honors from the Mountain West, high-major honors from College Sports Madness and was named National Player of the Week by NBC Sports. It was his second MW Player of the Week honor (Dec. 5) this season.

## CAROLINE SCORES 45

Sophomore Jordan Caroline set a massive career high when he scored 45 points at New Mexico on Jan. 7. The number set a series of historical marks:

-Most points by a sophomore in Mountain West history

-Most points by a Wolf Pack player since at least 1990-91



## MW STANDINGS (as of Jan. 26)

	MW	Overall
<b>Nevada</b>	<b>6-2</b>	<b>17-4</b>
<b>New Mexico</b>	<b>6-3</b>	<b>13-8</b>
Fresno State	5-3	13-7
Boise State	5-3	12-7
Colorado State	5-3	13-8
Wyoming	4-4	14-7
San Diego State	3-4	11-8
UNLV	3-5	10-11
Air Force	3-5	10-11
San José State	2-6	9-10
Utah State	2-6	8-11

## PACK MW PLAYERS OF THE WEEK

**Dec. 5** Jordan Caroline, So., F, Nevada

**Dec. 12** Marcus Marshall, Sr., G, Nevada

**Jan. 8** Jordan Caroline, So., F, Nevada

## 2015-16 MOUNTAIN WEST

### 2016-17

#### Preseason MW Media Poll

Rk.	Team (1st-place votes)	Points
1.	San Diego State (23)	293
2.	<b>Nevada</b>	<b>253</b>
3.	New Mexico (3)	249
4.	Fresno State (1)	200
5.	Boise State	164
6.	Utah State	153
7.	Colorado State	146
8.	UNLV	120
9.	Air Force	90
10.	Wyoming	73
11.	San José State	41

#### Preseason All-Mountain West Team

Name	Position	Class	Institution
<b>Cameron Oliver</b>	<b>F</b>	<b>So.</b>	<b>Nevada</b>
Elijah Brown	G	Jr.	New Mexico
Trey Kell	G	Jr.	San Diego State
Jalen Moore	W	Sr.	Utah State
Tim Williams	F	Sr.	New Mexico

#### Preseason Player of the Year

Elijah Brown, Jr., G, New Mexico

#### Preseason Newcomer of the Year

Montaque Gill-Caesar, So., G, SDSU

#### Preseason Freshman of the Year

Jalen McDaniels, F, San Diego State  
Koby McEwen, G, Utah State

- Most points scored by an opponent in the 50 year history of The Pit
- The fourth most points scored by a Division I player this year
- The fourth most points scored by a Mountain West player in a conference game in history



### PINK UNIFORMS

As part of Coaches vs. Cancer week, the Nevada Wolf Pack will don pink jerseys to help raise awareness for the fight against cancer. The jerseys were generously donated by Reno Dodge. Nevada wore the jerseys at Boise State and will show them off again at home against New Mexico Saturday.

### TWO 1,000 POINT SCORERS

Both seniors D.J. Fenner and Marcus Marshall have eclipsed 1,000 career points. While Marshall split his between Missouri State and Nevada, Fenner has scored all of his with the Pack. Fenner currently has a total of 1,157 points and Marshall sits at 1,283.

### PACK MAKES HISTORIC COMEBACK

Down by 25 with just more than 11 to go. Down 18 with five to play. Down 11 with just a minute on the clock. On Jan. 7, Nevada pulled off a comeback of historic proportions to beat the New Mexico Lobos 105-104 in overtime. It was the biggest deficit in five minutes and second-largest in a minute to be overcome for a win in college basketball history. Nevada made seven straight threes in the final 1:48 to tie it up by the end of the second half.

### FIRST HALF SUCCESSES

Things go well when the Wolf Pack enters the locker room up at halftime as the Pack is a perfect 12-0 this season when leading after 20 minutes.

### COMING IN CLUTCH

Nevada can pull out the close games, going 6-3 so far this season in games decided by five points or less. The Pack is 10-3 in games where the margin of victory is less than 10.

### #DEFENDLAWLOR

The Pack is a near-perfect 8-1 at home this year. Nevada recently had a long winning streak snapped in Lawlor Events Center after falling to Fresno State. The eight victories at home this year extend a 13-game win home win streak dating back to last season. The streak is tied for third longest in Wolf Pack history.

1. 18 (2003-04)
2. 17 (1924-25)
- 3t. 13 (2016-17)
- 3t. 13 (1977-78)
- 3t. 13 (2006-07)

### LAST THREE GAMES

**BOISE STATE:** Ending a four-game losing streak, Nevada defeated Boise State 76-57 in Boise Wednesday night.

The victory gave Nevada sole possession of first place as D.J. Fenner put up 21 points.

**FRESNO STATE:** Losing in Lawlor for the first time in 13 home games, the Nevada Wolf Pack fell to Fresno State 81-76 Saturday night.

Marcus Marshall put up 25 points, the fourth straight game he's scored at least that many.

**AIR FORCE:** Fending off a late onslaught from the Falcons, the Wolf Pack defeated Air Force 83-76 to move to 8-0 at home this year.

Senior D.J. Fenner had a career game, putting up 30 points.

### LOGGING THE MINUTES

Three of the Pack's starters are logging heavy minutes this season and are in the top 10 in the MW. Senior Marcus Marshall and sophomore Jordan Caroline are first and second in the MW with 35.5 mpg while sophomore Lindsey Drew (32.0 mpg) is eighth in the conference. Marshall and Caroline are 38th in the nation.

Marshall has played 34 or more minutes in 18 games and all 40 vs. Buffalo and Fresno State. Sophomore Cameron Oliver has also played a complete game this year with his 40 minutes at home against San Diego State. Drew has seen 31 or more minutes of action in 15 games and a



## 1,000 POINT SCORERS AT NEVADA

Rk	Name	Years	Points
1.	Nick Fazekas	2004-07	2,464
2.	Deonte Burton	2010-14	2,102
3.	Marcelus Kemp	2004-08	1,939
4.	Edgar Jones	1976-79	1,877
5.	Alex Boyd	1967-70	1,731
6.	Terrance Green	1999-03	1,646
7.	Pete Padgett	1972-76	1,642
8.	Ric Herri	1989-93	1,512
9.	Darryl Owens	1986-89	1,504
10.	Malik Story	2010-13	1,476
11.	Armon Johnson	2007-10	1,441
12.	Kirk Snyder	2001-04	1,404
13.	Gary Hill-Thomas	2000-04	1,340
14.	Luke Babbitt	2008-10	1,316
15.	Brandon Fields	2006-10	1,271
16.	Kevin Soares	1988-92	1,261
17.	Nap Montgomery	1964-66	1,249
18.	Ken "Tree" Green	1981-83	1,212
19.	<b>D.J. Fenner</b>	<b>2013-</b>	<b>1,157</b>
20.	Mike Gray	1977-79	1,125
21.	Dario Hunt	2008-12	1,103
22.	Marqueze Coleman	2012-16	1,098
23.	Matt Williams	1987-91	1,062
24.	Dwayne Randall	1984-86	1,060
25.	Marvin Buckey	1972-74	1,039
26.	Faron Hand	1994-97	1,034

season-high 39 twice. Caroline has logged 33 or more minutes in 17 games, playing just under 40 minutes in the win over Oakland and 43 in the overtime victory against the Lobos.

### DREW AND MARSHALL MAKE A GOOD PAIR

Nevada's backcourt of sophomore Lindsey Drew and senior Marcus Marshall have formed a good pair in their first season together. Drew leads the MW averaging 5.3 assists per game while Marshall is fifth at 3.2 per game. Drew (2.7) and Marshall (2.0) are one-two in assist to turnover ratio in the MW.

Both have a nine assist game which is the tops on the team this season (along with freshman Deveal Ramsey) and is tied for the second best game in the MW this year.

Marshall tops the conference scoring 21.5 points per game and making 3.8 three-pointers per game. He is also among the MW leaders in free throw percentage, field goal percentage and three-point percentage.

The do-it-all Drew is averaging 4.8 rebounds per game. His 14 rebound game is tied for the fourth best total in the MW.

### MOUNTAIN WEST TOURNEY TICKETS NOW AVAILABLE

Tickets are now available for the Mountain West Basketball Championships, set for March 6-11 in Las Vegas, and can be purchased by calling 348-PACK. The men's tournament is slated to start Wednesday, March 8 with the championship game scheduled for Saturday, March 11.

### YOUNG GUYS STARTING FOR PACK

Nevada has started Marcus Marshall, Cameron Oliver, Jordan Caroline, Lindsey Drew and Josh Hall in seven games this season, although freshman Deveal Ramsey started in place of Drew against San José State and Loyola Marymount. Marshall is the only upperclassman of the group, featuring three sophomores; Oliver, Caroline and Drew along with a true freshman in Hall. Hall has returned from a concussion, and senior D.J. Fenner has been starting in his place.

### BACK-TO-BACK MW PLAYERS OF THE WEEK

Marcus Marshall made it back-to-back Mountain West Players of the Week for the Wolf Pack after his 32 point performance at Washington. Marshall's bucket with .2 seconds on the clock gave the Pack the 87-85 victory and earned him the honor for Dec. 12.

Jordan Caroline earned the Dec. 5 honor after averaging 16 points, 7.5 rebounds and three assists in wins over Pacific and at Bradley. At Bradley he scored a season-high 23 points and in the home win vs. Pacific totaled nine points and 10 rebounds.

After scoring 32 points per game and picking up two double-doubles, Caroline also earned the Jan. 9 honors.

### SECOND HALF TEAM

The Nevada men's basketball team has been know as a second-half team under the leadership of Eric Musselman. The Wolf Pack has outscored its opponents by 117 (913-796) after the first half.

Five times the Pack rallied from halftime deficits to earn victories. Nevada pulled off what could be the greatest comeback in NCAA history at New Mexico, at one time down by 25 and trailing by 13 at the half. At the Great Alaska Shootout Nevada trailed Oakland by 16 points (44-28) but fought back to win 82-78. It was the largest halftime deficit overcome in GAS history. The other three come from behind victories were over UCSB, trailed by one, 39-38, at halftime, Iona, trailed 44-34 at halftime and vs. Buffalo, trailed 33-30 at the break.

### TRANSFERS PUSH CURRENT TEAM

Head Eric Musselman had three transfers sit out last season that are making key contributions this year in Marcus Marshall, Jordan Caroline and Leland King II. The trio pressed the 2015-16 team in practice each day and this season is no different.

Kendall Stephens, Caleb Martin, Cody Martin and Hallice Cooke will sit out this season under NCAA transfer rules and play for the Pack in 2017-18. Stephens, a senior, transferred to Nevada from Purdue. The Martin twins come to the Pack from North Carolina State and will be juniors next season. Cooke was recently released from a medical issue and has begun practicing with the team. He has one year to play after coming to the Nevada from Iowa State.

### WOLF PACK IN THE NBA

Three Nevada alum hold roster spots in the NBA in Ramon Sessions (Bobcats), JaVale McGee (Warriors) and Luke Babbitt (Heat). In the history of the program 14 Wolf Pack players have been drafted and 10 played in the league.





## Wolf Pack Record by Jersey

**Black** | 1-3 (0-1 MW) - at SMC (L), vs. Iona (L), at UW (W), at FS (L)

**White Script Pack** | 4-1 (1-1 MW) | LMU (W), Iona (W), vs. Oakland (W), SJSU (W), FS (L)

**Silver** | 5-0 (2-0 MW) - OSU (W), vs. Buffalo (W), vs. Towson (W), at UNM (W), AFA (W)

**Turquoise (N7)** | 2-0 (0-0 MW) - Pacific (W), vs. UCSB (W)

**Blue** | 4-0 (2-0 MW) - at Bradley (W), UCI (W), at UNM (W), at Wyoming (W)

**Pink** | 1-0 (1-0 MW) - at BSU (W)



## NEWCOMERS GALORE

Nine fresh faces will hit the court for Nevada in the 2016-17 season. Topping the long list are three transfers who sat out last year under NCAA transfer rules but practiced with the team. Senior guard Marcus Marshall comes from Missouri State where he averaged 19.5 points a game. Junior Leland King II averaged 14.6 ppg as a Brown Bear. Sophomore Jordan Caroline hails from Southern Illinois, putting up 9.2 ppg. Sophomore forward John Carlson will be eligible in the second semester.

## DAVIS SIGNS TO PLAY AT NEVADA

University of Nevada head men's basketball coach Eric Musselman has signed 6-9 forward Shawntrez Davis to a National Letter of Intent to play for the Wolf Pack in 2017-18. Davis comes to the Pack from South Plains College in Levelland, Texas.

Davis played his freshman season at Palm Beach College in Lake Worth, Fla., where he averaged 11.4 points, 6.3 rebounds, 1.5 assists per game. From the field he connected on 57.9 percent of his shots.

Coming out of high school Davis was a four-star recruit from LaGrange, Ga. who played at Sound Doctrine Christian Academy. He was ranked the No. 46 power forward and No. 187 player overall, according to 247Sport's Composite Rating as a prep senior.

## RICE JOINS MUSSELMAN'S STAFF

Dave Rice is one of three new assistant coaches to start at Nevada this season. Rice comes to the Pack from UNLV, where he was head coach from 2011-16. Rice has been a coach since 1992, and boasts a 98-54 record as head coach of the Runnin' Rebels.

## HUFNAGEL COMES TO NEVADA

Former Harvard, Vanderbilt and Cal assistant coach Yanni Hufnagel has come to Reno to join Eric Musselman's staff. Hufnagel is a strong recruiter and brings high energy to the practice court.

## DUPREE ADDS TO ASSISTANT COACH STAFF

Ronald Dupree comes to Nevada from Louisiana State, where he was the director of student development. Dupree brings NBA playing experience with his eight season career in the pros.

## NO. 15 FOR YOU AND YOU AND YOU

All three of Musselman's assistants have coached an eventual No. 1 NBA draft pick in their time.

-Dave Rice: Anthony Bennett - 2013 Cleveland (UNLV)

-Yanni Hufnagel: Blake Griffin - 2009 LA Clippers (Oklahoma)

-Ronald Dupree: Ben Simmons - 2016 Philadelphia (LSU)

## Musselman against...

Air Force	3-0	Montana State	1-0	Vermont	1-0	American East	1-0
Boise State	1-2	Morehead State	2-1	Washington	1-0	Big Sky	4-0
Bradley	1-0	New Mexico	2-2	Wichita State	0-1	Big West	2-2
Buffalo	1-0	Oakland	1-0	Wyoming	3-0	Colonial Athletic	1-0
Cal State Fullerton	0-1	Oregon State	1-1			Horizon League	1-0
Coastal Carolina	1-0	Pacific	2-0			MAAC	1-1
Colorado State	1-1	Portland State	1-0			Mid-American	1-0
Drake	1-0	Saint Mary's	0-1			Missouri Valley	2-1
Eastern Wash.	1-0	San Diego State	1-2			Mountain West	17-11
Fresno Pacific	1-0	San José State	2-0			Ohio Valley	2-1
Fresno State	1-3	Santa Clara	1-0			Pac-12	2-1
Hawai'i	0-1	Towson	1-0			Pac West	2-0
Holy Names	1-0	UC Irvine	1-0			Sunbelt Conference	1-0
Iona	1-1	UC Santa Barbara	1-0			WCC	4-1
Loyola Marymount	1-0	UNLV	1-1				
Montana	1-0	Utah State	2-0				

## HEAD COACH ERIC MUSSELMAN (@EricPMusselman)



### 2016 Bleacher Report MW Coach of the Year

Eric Musselman was named the 18th coach at the University of Nevada on March 26, 2015. Musselman signed a five-year contract that runs through the 2019-20 season.

In his first season at Nevada head coach Eric Mus-

selman changed the culture of the men's basketball team. Musselman led the Wolf Pack to a 24-14 record and the College Basketball Invitational Championship. The 85-82 overtime CBI Championship victory over Morehead State came on Apr. 1, marking the first time a Wolf Pack basketball team had played a game in the month of April. BleacherReport named him their Mountain West Coach of the Year.

The 24 wins is the sixth most in school history and the 20-win season is the 13th in 102 years of Nevada basketball. He joined Mark Fox (2004-05) and David Carter (2008-09) as the third consecutive first-year coach to win 20 games leading Pack basketball team. Musselman also won his first collegiate game when the Pack defeated Coastal Carolina 73-56 in Hawaii.

The Pack's 15-win improvement from nine wins to 24 ranked the team as the sixth most improved NCAA I squad in the country.

Three members of the Pack earned postseason honors under his direction. Senior Marqueze Coleman earned second-team All-MW honors from the coaches and media. Coleman was also named to the NABC District 17 team. Coleman's 1098 career points ranks 21st in school history.

Fellow senior Tyron Criswell was selected as the MW Sixth Man of the Year by the conference media. Criswell ended his final campaign being named the MVP of the CBI.

Freshman Cameron Oliver had one of the best seasons by a Pack freshman breaking the Nevada record, school freshman mark and MW freshman record with his 99 blocks. Oliver was selected as the Freshman of the Year by the MW media and to their All-MW second team. The conference coaches named him to their defensive team and third team. After back-to-back double-doubles at the MW Championships he was named to the All-MW Tournament team. He was the only player on the squad that did not play in the title game.

Nevada is Musselman's first collegiate head coaching position but he has been a head coach for seven professional teams, including two seasons with the Golden State Warriors (2002-04) and one with the Sacramento Kings (2006-07). He has won more than 500 games as a head coach with an overall winning percentage of .625 (566-340).

The 51-year old Musselman spent the past three seasons as an assistant coach at power five schools Arizona State and LSU. In 2013 the Sun Devils advanced to the second round of the NIT and earned a trip to the NCAA Tournament in 2014. The 2015 Tiger squad also advanced to the NCAA Tournament.

The 2013 ASU squad improved by 12 wins and advanced to postseason play for the first time in three years. He was promoted to associate head coach prior to the 2013-14 season.

While at ASU, Musselman coached 2013 second-round NBA selection Carrick Felix, 2012-13 Pac-12 co-Freshman of the Year Jahii Carson and Jordan Bachynski who led the nation in blocks in

2013-14.

In his only season at LSU, he coached two first-team All-SEC selections in Jarrell Martin and Jordan Mickey. Mickey was also selected to the SEC All-Defensive team.

Musselman returns to Reno where he spent the 2010-11 season coaching the NBA D-League's Bighorns and led them to the only Western Conference title in franchise history.

The Ashland, Ohio native is one of 10 former NBA head coaches working in NCAA basketball. He joins John Calipari (Kentucky), Rick Pitino (Louisville), Larry Brown (SMU), Lon Kruger (Oklahoma), Larry Krystkowiak (Utah), Eddie Jordan (Rutgers), Mike Dunlap (LMU), Tim Floyd (UTEP) and Reggie Theus (Cal State Northridge) as former NBA head coaches that are current college head coaches.

His father Bill was also an NBA head coach and they were the first father-son combination to become head coaches in the NBA. Bill also coached the Reno Bighorns of the CBA in 1978-79.

Musselman's first head coaching job came at the age of 23 when he was hired by the Rapid City Thrillers of the Continental Basketball Association in 1989. He was the youngest coach in CBA history and the fastest to win 100 games.

Musselman has served as a head coach in the CBA, the United States Basketball League (USBL) and the NBADL along with the two NBA head coaching stops. His teams have collected six division titles and have advanced to the postseason all seven times. He has coached 24 players that went on to play in the NBA. Five times he was named CBA all-star coach.

He led the USBL Florida Sharks to a 53-3 record in two seasons and a league championship which earned him USBL Coach of the Year honors.

After working as an assistant under Doc Rivers and Hall of Fame coach Chuck Daly, he was named the head coach of the Golden State Warriors in 2002. He led the Warriors to 38 wins, a team-high in more than 10 years, and was runner-up in the NBA Coach of Year voting. He also coached the Warriors during the 2003-04 season.

Following a year as an assistant with the Memphis Grizzlies under Mike Fratello, he coached the Sacramento Kings for the 2006-07 season.

Musselman worked as an analyst on radio and television prior to coaching the Reno Bighorns (2010-11) and LA D-Fenders (2011-12) of the NBADL. In 2012 he earned Coach of the Year honors.

## THE MUSSELMAN FILE

### HEAD COACHING EXPERIENCE

#### 2015-current: Nevada

1989-95: Rapid City Thrillers (CBA)  
1995-96: Florida Sharks (USBL)  
1996-97: Florida/W. Palm Beach Dogs (CBA)  
2002-04: Golden State Warriors (NBA)  
2006-07: Sacramento Kings (NBA)  
2010-11: Reno Bighorns (NBADL)  
2011-12: Los Angeles D-Fenders (NBADL)

### NBA ASSISTANT EXPERIENCE

1998-00: Orlando Magic  
2000-02: Atlanta Hawks  
2004-07: Memphis Grizzlies

### COLLEGE COACHING EXPERIENCE

2012-13: Assistant Coach, Arizona State  
2013-14: Associate Head Coach, Arizona State  
2014-15: Associate Coach, LSU  
2015- : Head Coach, University of Nevada

### EDUCATION

University of San Diego, 1987

**Birth Date:** November 19, 1964

**Age:** 52

**Hometown:** Ashland, Ohio

**Wife:** Danyelle

**Children:** Michael (19); Matthew (14); Mariah (5)

While coaching the Reno Bighorns in NBADL he worked with Jeremy Lin, Danny Green and Steve Novak who were called up to the NBA. Gerald Green, Malcom Thomas, Darius Morris, Jamarion Moon and Courtney Fortson earned trips to the NBA when he coached them with the D-Fenders.

Musselman has experience coaching international basketball having served as the head coach of the Dominican Republic National Team (2010-11), The US and Team China in the Adidas Global Experience (2009, 2010) and The Venezuela National Team (2011-13).

Born in Ashland, Ohio he attended high school in Brecksville south of Cleveland. He attended the University of San Diego and helped the Toreros to a 24-6 record as a senior and a trip to the NCAA Tournament. USD lost in the first round to Auburn. While at USD he was named to the West Coast Conference All-Academic team three times and the Toreros played in two NCAA Tournaments.

Musselman is married to Danyelle Sargent Musselman who has worked at ESPN, Fox Sports and the NFL Network as a broadcaster. Musselman has two sons Michael (19) and Matthew (14) and the couple has a daughter Mariah (5).

### NBA HEAD COACHES GO BACK TO SCHOOL

Head coach Eric Musselman is one of eleven former NBA head coaches that now lead programs at the Division I level:

**Eric Musselman (Nevada)** - John Calipari (Kentucky)  
Rick Pitino (Louisville) - Larry Brown (SMU)  
Lon Kruger (Oklahoma) - Leonard Hamilton (Florida State)  
Larry Krystkowiak (Utah) - Eddie Jordan (Rutgers)  
Mike Dunlap (LMU) - Reggie Theus (Cal State Northridge)  
Avery Johnson (Alabama) - Mike Dunleavy Sr. (Tulane)

### THE POWER OF MUSS

Known as a stellar developer of talent, Musselman has seen many of players get called up to the NBA when he was a head coach in the D-League:  
Jeremy Lin (Reno Bighorns)  
Danny Green (Reno Bighorns)  
Steve Novak (Reno Bighorns)  
Gerald Green (Los Angeles D-Fenders)

Malcolm Thomas (Los Angeles D-Fenders) Darius Morris (Los Angeles D-Fenders)  
Jamarion Moon (Los Angeles D-Fenders) Courtney Fortson (Los Angeles D-Fenders)



# 2016-17 NEVADA WOLF PACK MEN'S BASKETBALL — GAME NOTES



**#0 • CAMERON OLIVER**  
**6-8 • 235 • SO-1L • FORWARD**  
**OAKLAND, CALIF.**  
**(GRANT HS)**

## 2016-17 HONORS

- ▶ MW preseason team
- ▶ College Sports Madness - first team
- ▶ Named to Great Alaska Shootout all-tournament team
- ▶ GCI GAS Player of the Game - 22 points vs. Oakland
- ▶ CBSSN Mighty Moose Award - 22 points vs. Oakland

Had one of his best performances of the season with 17 points, 15 rebounds and four blocks in the win at Boise State ... The double-double was his fifth on the season ... Surpassed 800 points and 160 blocks in his career at BSU ... First in the conference in total blocks (62) and blocks per game (3.0), seventh nationally in blocks per game and fourth in total blocks ... Third on Nevada's career blocks list with 161 in 59 games ... Came off the bench for the first time this season vs. Air Force, that snapped a 49 game streak of starts ... Netted 10 points in the win over the AFA ... Fourth double-double of the season was 13 points and 16 rebounds in the win at Wyoming ... The 16 boards is a season high, high for a Pack player and is tied for the second best game the MW this season .... Rebound short of a double-double in the 105-104 overtime win at New Mexico finishing with 13 points, nine boards and five blocks ... In the last 10 games has 82 defensive rebounds and 13 offensive ... Tied his season-high with five blocks at UNM ... Posted his third double-double of the season finishing with 17 points and 11 rebounds in the win over SDSU ... Put back dunk against SDSU earned a spot in the ESPN Top 10 ... Six double figure rebound games on the season ... Five double-doubles; vs. Buffalo (12 pts, 12 rebs), vs. Towson (17 pts, 13 rebs), SDSU (17 pts, 11 rebs), at Wyoming (13 pts, 16 rebs and at BSU (17 pts, 15 rebs) ... In the last 16 games has 50 total blocks ... Scored a team-high 18 points and just missed a double-double finishing with nine boards in the Pack's win over UC Irvine ... Perfect from behind the arc making a career-high four 3-pointers in the UCI game ... Finished with 18 points at Washington to go along with four rebounds and three blocks ... Named to the GAS all-tournament team after averaging 14.7 points, 8.3 rebounds and 3.3 blocks per game ... Stretch of three consecutive 20-point games; 24 vs. Oregon State, 22 at home vs. Iona, and 22 vs. Oakland ... Seven games with four or more blocks this season with a season-best five coming at SMC (11/11/16), vs. Buffalo (11/25/16), Pacific (11/29/16) and at UNM (1/7/17) ... Has 34 career games with three or more blocks ... Led the Pack, scoring a team-high 22 points in the home win over Iona, making 8-of-12 shots from the field and 3-of-4 from behind the arc and also had four blocks ... Scored a game-high and season-best 24 points in the win over Oregon State.

## 2016-17 Game-By-Game Statistics

Opponent	Date	gs	min	fg-fga	pct	3fg-fga	pct	ft-fa	pct	off	def	tot	avg	pf	a	t/o	blk	stl	pts	avg	
at Saint Mary's (CA)	11/11/16	*	29	5-8	.625	1-2	.500	2-3	.667	0	4	4	4.0	5	2	4	5	1	13	13.0	
LOYOLA MARYMOUNT	11/14/16	*	17	5-9	.556	1-2	.500	3-5	.600	0	1	1	2.5	4	1	1	1	1	14	13.5	
OREGON STATE	11/18/16	*	29	9-12	.750	2-5	.400	4-6	.667	1	6	7	4.0	1	1	2	1	1	24	17.0	
IONA	11/20/16	*	31	8-12	.667	3-4	.750	3-4	.750	1	5	6	4.5	4	2	0	4	1	22	18.3	
vs Oakland	11/23/16	*	37	7-18	.389	3-4	.750	5-6	.833	5	3	8	5.2	4	6	2	1	0	22	19.0	
vs Buffalo	11/25/16	*	33	4-13	.308	2-8	.250	2-3	.667	3	9	12	6.3	3	2	1	5	1	12	17.8	
vs Iona	11/26/16	*	24	4-11	.364	2-6	.333	0-0	.000	1	4	5	6.1	4	4	4	4	1	10	16.7	
PACIFIC	11/29/16	*	36	6-12	.500	3-7	.429	2-3	.667	1	7	8	6.4	1	4	5	5	0	17	16.8	
at Bradley	12/03/16	*	26	2-8	.250	1-3	.333	3-5	.600	3	5	8	6.6	2	1	3	3	1	8	15.8	
at Washington	12/11/16	*	28	5-11	.455	2-5	.400	6-8	.750	1	3	4	6.3	4	1	2	3	0	18	16.0	
UC IRVINE	12/14/16	*	30	6-13	.462	4-4	1.000	2-5	.400	2	7	9	6.5	4	1	2	3	1	18	16.2	
vs Towson	12/21/16	*	38	3-7	.429	1-4	.250	10-14	.714	2	11	13	7.1	2	0	4	2	0	17	16.3	
vs Santa Barbara	12/22/16	*	36	3-12	.250	1-5	.200	2-6	.333	0	6	6	7.0	2	3	1	3	0	9	15.7	
SAN JOSE STATE	12/28/16	*	30	4-9	.444	1-4	.250	0-0	.000	0	10	10	7.2	4	2	2	2	0	9	15.2	
at Fresno State	12/31/16	*	22	4-8	.500	3-6	.500	0-2	.000	0	7	7	7.2	4	0	3	3	1	11	14.9	
SAN DIEGO STATE	01/04/17	*	40	7-18	.389	2-8	.250	1-3	.333	3	8	11	7.4	1	3	3	2	0	17	15.1	
at New Mexico	01/07/17	*	32	5-12	.417	0-4	.000	3-4	.750	0	9	9	7.5	2	3	0	5	0	13	14.9	
at Wyoming	01/14/17	*	34	6-13	.462	0-3	.000	1-1	1.000	2	14	16	8.0	5	1	6	2	2	13	14.8	
AIR FORCE	01/18/17	*	31	4-8	.500	0-3	.000	2-3	.667	1	4	5	7.8	2	2	2	1	2	10	14.6	
FRESNO STATE	01/21/17	*	26	3-5	.600	2-4	.500	0-0	.000	0	3	3	7.6	3	2	2	3	0	8	14.3	
at Boise State	01/25/17	*	38	6-16	.375	1-6	.167	4-4	1.000	5	10	15	8.0	1	2	1	4	1	17	14.4	
Totals			20	647	106-235	.451	35-97	.361	55-85	.647	31	136	167	8.0	62	43	50	62	14	302	14.4

Games played: 21  
 Minutes/game: 30.8  
 Points/game: 14.4  
 FG Pct: 45.1  
 3FG Pct: 36.1  
 FT Pct: 64.7

Rebounds/game: 8.0  
 Assists/game: 2.0  
 Turnovers/game: 2.4  
 Assist/turnover ratio: 0.9  
 Steals/game: 0.7  
 Blocks/game: 3.0

## Nevada's Career Blocks List

Player, Year	G	Blk.
1. Dario Hunt, 2008-2012	100	275
2. Nick Fazekas, 2004-07	131	192
3. <b>Cameron Oliver, 2015-present</b>	<b>59</b>	<b>161</b>
4. Edgar Jones, 1975-79	101	142
5. Matt Williams, 1987-91	113	135

**MW rankings (conference games):** rebounding (9.5 rpg, T2nd), blocks (2.8 bpg, 1st), defensive rebounds per game (8.1 drpg, 2nd), minutes per games (31.6 mpg, T16th).

**MW rankings (all games):** scoring (14.4 ppg, 10th), rebounding (8.0 rpg, 5th), field goal % (45.1%, 6th), blocks (3.0 bpg, 1st), defensive rebounds per game (6.5 drpg, 4th), minutes per game (30.8 mpg, 11th).

**NCAA rankings:** blocks per game (2.95 bpg, 7th), defensive rebounds per games (6.48 drpg, 46th), double-doubles (95th, 6), total blocks (62, 4th), total rebounds (79th, 167).

## Career And Season Highs

Career .....	Category .....	2016-17 Season
28 EASTERN WASHINGTON (3/21/16) .....	<b>PTS</b> .....	24 OREGON STATE (11/18/16)
12 EASTERN WASHINGTON (3/21/16) .....	<b>FG</b> .....	9 OREGON STATE (11/18/16)
21 vs. New Mexico (3/10/16) .....	<b>Fga</b> .....	18 twice (last SDSU (1/4/17)
4 UC IRVINE (12/14/16) .....	<b>3PT</b> .....	4 UC IRVINE (12/14/16)
8 SDSU (1/4/17) .....	<b>3PT A</b> .....	8 SDSU (1/4/17)
10 vs. Towson (12/21/16) .....	<b>FT</b> .....	10 vs. Towson (12/21/16)
14 vs. Towson (12/21/16) .....	<b>FT A</b> .....	14 vs. Towson (12/21/16)
24 FRESNO STATE (2/13/16) .....	<b>RBS</b> .....	16 at Wyoming (1/14/17)
6 vs. Oakland (11/23/16) .....	<b>A</b> .....	6 vs. Oakland (11/23/16)
2 X 5 (last at Boise State, 1/25/17) .....	<b>ST</b> .....	2 twice (last at Boise State, 1/25/17)
6 MOREHEAD STATE (4/1/16) .....	<b>BK</b> .....	5 X 4 (last at New Mexico (1/7/17)
42 MOREHEAD STATE (4/1/16) .....	<b>MN</b> .....	40 SDSU (1/4/17)

## Oliver's Career Statistics

Season	gp-gs	min/avg	Total fg-fga	pct	3-Point fg-fga	pct	F-Throws ft-fa	pct	Rebounds off	def	tot	avg	pf	fo	ast	to	blk	stl	Scoring pts	avg
2015-16	38-33	1118/29.4	201-396	.508	20-61	.328	89-134	.664	103	242	345	9.1	116	6	30	79	99	23	511	13.4
2016-17	21-20	647/30.8	106-235	.451	35-97	.361	55-85	.647	31	136	167	8.0	62	2	43	50	62	14	302	14.4
<b>TOTAL</b>	<b>59-53</b>	<b>1765/29.9</b>	<b>307-631</b>	<b>.487</b>	<b>55-158</b>	<b>.348</b>	<b>144-219</b>	<b>.658</b>	<b>134</b>	<b>378</b>	<b>512</b>	<b>8.7</b>	<b>178</b>	<b>8</b>	<b>73</b>	<b>129</b>	<b>161</b>	<b>37</b>	<b>813</b>	<b>13.8</b>





# 2016-17 NEVADA WOLF PACK MEN'S BASKETBALL — GAME NOTES



## #1 • MARCUS MARSHALL

6-3 • 200 • SR-TR • GUARD

ST. PAUL, MINN.  
(MISSOURI STATE)

### 2016-17 HONORS

- ▶ Dec. 12 MW Player of the Week
- ▶ Named to Great Alaska Shootout all-tournament team
- ▶ All-tournament at South Point Holiday Hoops Classic
- ▶ GCI GAS Player of the Game - 23 points vs. Buffalo
- ▶ CBSN Mighty Moose Award - 23 points vs. Buffalo

Streak of four consecutive games of 25 or more points was snapped in the win at Boise State when he totaled 18 points in 35 minutes ... Scored 25 or more in seven of the last nine games and 10 times on the season ... Ten times has posted a game-high and 13 times has led the Pack in scoring ... 13 times has scored 20 or more points in a game ... Ranks 16 nationally in points per game ... Scores 64.6 percent of his points in the second half, 13.9 of 21.5 per game ... Netted a game-high 25 points in the Fresno State game ... Tied his season-high with his game-high 32 points in the win at Wyoming ... Scored 22 points in the second half against the Cowboys ... Connected on 14-of-15 free throws at Wyoming which are both season highs ... Reached double figures in all 21 games ... Scored 26 points making 6-of-12 three-pointers in the 105-104 overtime win at UNM ... Banked in the final two 3-pointers of regulation to tie the game ... Made four 3-pointers in the final 52 seconds at UNM as Nevada made six consecutive three pointers in the final 1:03 of the game ... Netted 12 points, dished out four assists and grabbed a season-high five rebounds in the win over SDSU ... Two made free throws with 9 seconds against the Aztecs made the final score 72-69 ... The 12 points snapped a three-game stretch of games of 25 or more points; versus UCSB (25), SJSU (25) and FS (26) ... Tops the MW averaging 21.5 points per game, and making 3.8 three-pointers per game while appearing in the top 10 in four additional categories ... In MW play leads the conference scoring 23.6 points per game ... Named to the South Point Holiday Hoops Classic all-tournament team after averaging 21 points in the Pack's two wins ... In the win over UCSB made 7-of-14 three-pointers, the seven made three-pointers tied his collegiate career high first set vs. Tulsa on Dec. 17, 2014 while playing at Missouri State and is tied for the high in the MW this season ... Named MW Player of the Week after making the winning shot with 0.2 seconds remaining in the Pack's 87-85 victory at Washington as part of a Nevada career-high 32-point effort ... The 32 points is the fourth highest point total by a MW player this season ... Scored his 1000th career point at UW combining his 452 this season with his 831 from Missouri State and now has 1283 career points and average of 16.2 points per game ... Named to the Great Alaska Shootout tournament team after averaging 23 points in the three games ... Scored game-highs in 10 contests (see page 5) ... Versus Oakland and at SMC scored 21 of his 25 points after halftime ... Two or more 3-pointers made in each game this season and three or more in 14 contests ... Dished out a game-high and season-best nine assists in the win over Oregon State that is tied with Lindsey Drew and Devearl Ramsey for the top game on the team ... One assist shy of posting a double-double after scoring 11 points against OSU.

## 2016-17 Game-By-Game Statistics

Opponent	Date	gs	min	Total		3-Pointers		Free throws		Rebounds											
				fg-fga	pct	3fg-fga	pct	ft-fa	pct	off	def	tot	avg	pf	a	t/o	blk	stl	pts	avg	
at Saint Mary's (CA)	11/11/16	*	36	8-20	.400	4-12	.333	5-6	.833	2	1	3	3.0	1	4	0	0	0	25	25.0	
LOYOLA MARYMOUNT	11/14/16	*	39	6-15	.400	4-10	.400	2-2	1.000	0	1	1	2.0	2	3	1	0	0	18	21.5	
OREGON STATE	11/18/16	*	35	3-11	.273	2-9	.222	3-4	.750	0	1	1	1.7	1	9	2	0	4	11	18.0	
IONA	11/20/16	*	37	4-10	.400	3-8	.375	9-10	.900	0	2	2	1.8	2	5	0	0	0	20	18.5	
vs Oakland	11/23/16	*	22	7-15	.467	5-11	.455	6-8	.750	0	3	3	2.0	4	1	2	0	0	25	19.8	
vs Buffalo	11/25/16	*	36	7-18	.389	4-12	.333	5-6	.833	0	2	2	2.0	2	2	4	1	2	23	20.3	
vs Iona	11/26/16	*	40	6-16	.375	3-11	.273	6-8	.750	1	3	4	2.3	0	1	1	0	2	21	20.4	
PACIFIC	11/29/16	*	34	3-9	.333	2-5	.400	9-11	.818	0	0	0	2.0	0	6	2	0	0	17	20.0	
at Bradley	12/03/16	*	27	4-7	.571	2-4	.500	2-2	1.000	0	1	1	1.9	3	1	1	0	0	12	19.1	
at Washington	12/11/16	*	37	11-24	.458	3-12	.250	7-7	1.000	0	3	3	2.0	2	4	1	0	0	32	20.4	
UC IRVINE	12/14/16	*	38	6-10	.600	5-8	.625	0-2	.000	0	3	3	2.1	1	3	1	0	3	17	20.1	
vs Towson	12/21/16	*	25	6-13	.462	5-10	.500	0-1	.000	0	2	2	2.1	4	2	3	0	0	17	19.8	
vs Santa Barbara	12/22/16	*	37	8-18	.444	7-14	.500	2-4	.500	1	3	4	2.2	1	1	3	0	0	25	20.2	
SAN JOSE STATE	12/28/16	*	38	6-14	.429	4-6	.667	9-10	.900	0	3	3	2.3	3	2	2	0	0	25	20.6	
at Fresno State	12/31/16	*	39	10-21	.476	5-11	.455	1-1	1.000	0	3	3	2.3	0	1	2	0	0	26	20.9	
SAN DIEGO STATE	01/04/17	*	35	4-11	.364	2-7	.286	2-2	1.000	0	5	5	2.5	3	4	0	0	0	12	20.4	
at New Mexico	01/07/17	*	37	8-16	.500	6-12	.500	4-5	.800	0	3	3	2.5	5	1	2	0	0	26	20.7	
at Wyoming	01/14/17	*	40	8-15	.533	2-6	.333	14-15	.933	1	1	2	2.5	2	4	2	0	0	32	21.3	
AIR FORCE	01/18/17	*	39	8-17	.471	4-13	.308	5-7	.714	0	3	3	2.5	2	4	1	1	1	25	21.5	
FRESNO STATE	01/21/17	*	40	8-16	.500	4-7	.571	5-6	.833	1	1	2	2.5	4	6	2	0	3	25	21.7	
at Boise State	01/25/17	*	35	7-17	.412	4-10	.400	0-0	.000	1	1	2	2.5	2	3	1	0	1	18	21.5	
Totals			21	746	138-313	.441	80-198	.404	96-117	.821	7	45	52	2.5	44	67	33	2	16	452	21.5

Games played: 21  
Minutes/game: 35.5  
Points/game: 21.5  
FG Pct: 44.1  
3FG Pct: 40.4  
FT Pct: 82.1

Rebounds/game: 2.5  
Assists/game: 3.2  
Turnovers/game: 1.6  
Assist/turnover ratio: 2.0  
Steals/game: 0.8  
Blocks/game: 0.1

**MW rankings (conference games):** scoring (23.6 ppg, 1st), field goal % (46.5, 9th), assists (3.1 apg, 6th), free throw % (87%, 7th), 3-point % (43.1%, 6th), 3-pointers made (3.9 pg, 1st), assist/turnover ratio (2.1, 4th), minutes per game (37.9 mpg, 1st).

**MW rankings (all games):** scoring (21.5 ppg, 1st), field goal % (44.1%, 7th), assists (3.2 apg, 5th), free throw % (82.1%, 5th), 3-point % (40.4%, 5th), 3-pointers made (3.8 pg, 1st), assist/turnover ratio (2.0, 2nd), minutes per game (35.5 mpg, T1st).

**NCAA rankings:** 3-point attempts (198, 74th), free throw attempts (117, 84th), free throws made (96, 46th), minutes per game (35.31, 35th), points per game (21.5 ppg, 16th), 3-point field goals per game (3.81 pg, 5th), 3-point field goal % (40.4, 49th), total 3-pointers made (80, 3rd), field goal attempts (313, 27th), field goals made (138, 45th), total minutes (746, 25th), total points (452, 12th).

## Career And Season Highs

Career	Category	2016-17 Season
32 twice (last at Wyoming (1/14/17))	PTS	same
11 at Washington (12/11/16)	FG	same
24 at Washington (12/11/16)	FGA	same
7 vs. UC Santa Barbara (12/22/16)	3PT	same
14 vs. UC Santa Barbara (12/22/16)	3PT A	same
14 at Wyoming (1/14/17)	FT	same
15 at Wyoming (1/14/17)	FT A	same
5 SDSU (1/4/17)	RBS	same
9 OREGON STATE (11/18/16)	A	same
4 OREGON STATE (11/18/16)	ST	same
1 twice (last AIR FORCE, 1/18/17)	BK	same
40 twice (last FRESNO STATE, 1/21/17)	MN	same

## Marshall's Career Statistics

Season	gp-gs	min/avg	Total		3-Point		F-Throws		Rebounds				Scoring					
			fg-fga	pct	fg-fga	pct	ft-fa	pct	off	def	tot	avg	pf	fo	ast	to	blk	stl
2016-17	21-21	746/35.5	138-313	.441	80-198	.404	96-117	.821	7	45	52	2.5	44	1	67	33	2	16
TOTAL	21-21	746/35.5	138-313	.441	80-198	.404	96-117	.821	7	45	52	2.5	44	1	67	33	2	16



# 2016-17 NEVADA WOLF PACK MEN'S BASKETBALL — GAME NOTES



## #2 • LELAND KING II

**6-7 • 225 • JR-TR • FORWARD**  
**INGLEWOOD, CALIF.**  
**(BROWN)**

Made his first start against Air Force and played six minutes versus the Falcons ... In the last five games played has totaled 25 minutes of action ... Totalled eight points and five rebounds at Fresno State ... Recorded his first double-double at Nevada finishing with 13 points and 12 rebounds in the win over SJSU ... Set career-highs in points (13), rebounds (12), field goals made (6), and minutes played (25) against the Spartans ... Netted eight points in 22 minutes in the win over Towson ... Grabbed six rebounds and scored three points in the Pack's win at Washington playing 17 minutes ... Scored 12 points in the 91-69 win at Bradley ... Made his first 3-pointer in the win over Pacific and connected on his first free throws making 3-of-4 ... Has seen action in 18 games ... Scored his first point of the season, netting six in the win over Oregon State ... One of three transfers who sat out last season.

## 2016-17 Game-By-Game Statistics

Opponent	Date	gs	min	fg-fga	pct	3fg-fga	pct	ft-fa	pct	off	def	tot	avg	pf	a	t/o	blk	stl	pts	avg
at Saint Mary's (CA)	11/11/16	3	0-0	.000	0-0	.000	0-0	.000	0	0	0	0.0	0	0	1	0	0	0	0	0.0
LOYOLA MARYMOUNT	11/14/16	3	0-1	.000	0-0	.000	0-0	.000	0	0	0	0.0	0	0	0	0	0	0	0	0.0
OREGON STATE	11/18/16	16	3-8	.375	0-4	.000	0-1	.000	1	2	3	1.0	0	1	0	0	1	6	2.0	
IONA	11/20/16	3	0-0	.000	0-0	.000	0-0	.000	0	0	0	0.8	0	0	0	0	0	0	1.5	
vs Oakland	11/23/16	dnp	-	-	-	-	-	-	-	-	-	-	-	-	-	-	-	-	-	-
vs Buffalo	11/25/16	dnp	-	-	-	-	-	-	-	-	-	-	-	-	-	-	-	-	-	-
vs Iona	11/26/16	4	0-2	.000	0-1	.000	0-0	.000	0	0	0	0.6	0	0	0	0	0	0	1.2	
PACIFIC	11/29/16	9	1-5	.200	1-3	.333	3-4	.750	1	3	4	1.2	1	1	0	0	0	6	2.0	
at Bradley	12/03/16	21	5-11	.455	1-6	.167	1-1	1.000	1	3	4	1.6	3	1	0	0	1	12	3.4	
at Washington	12/11/16	17	1-2	.500	0-0	.000	1-2	.500	4	2	6	2.1	3	0	0	0	0	3	3.4	
UC IRVINE	12/14/16	15	1-6	.167	0-3	.000	0-1	.000	2	3	5	2.4	2	0	2	0	0	2	3.2	
vs Towson	12/21/16	22	2-3	.667	0-0	.000	4-4	1.000	2	2	4	2.6	0	3	1	0	0	8	3.7	
vs Santa Barbara	12/22/16	5	0-0	.000	0-0	.000	0-0	.000	0	0	0	2.4	0	1	0	0	0	0	3.4	
SAN JOSE STATE	12/28/16	25	6-10	.600	0-0	.000	1-3	.333	3	9	12	3.2	2	0	3	0	0	13	4.2	
at Fresno State	12/31/16	20	3-7	.429	0-2	.000	2-2	1.000	2	3	5	3.3	4	2	2	1	0	8	4.5	
SAN DIEGO STATE	01/04/17	3	0-2	.000	0-2	.000	0-0	.000	0	1	1	3.1	0	0	1	0	0	0	4.1	
at New Mexico	01/07/17	6	0-3	.000	0-0	.000	0-0	.000	1	1	2	3.1	2	1	0	0	0	0	3.9	
at Wyoming	01/14/17	5	0-1	.000	0-0	.000	0-0	.000	1	0	1	2.9	1	0	0	0	1	0	3.6	
AIR FORCE	01/18/17	6	0-0	.000	0-0	.000	0-0	.000	0	0	0	2.8	0	1	1	0	0	0	3.4	
FRESNO STATE	01/21/17	5	0-1	.000	0-0	.000	0-0	.000	0	0	0	2.6	0	0	0	0	0	0	3.2	
at Boise State	01/25/17	dnp	-	-	-	-	-	-	-	-	-	-	-	-	-	-	-	-	-	-
<b>Totals</b>		<b>1</b>	<b>188</b>	<b>22-62</b>	<b>.355</b>	<b>2-21</b>	<b>.095</b>	<b>12-18</b>	<b>.667</b>	<b>18</b>	<b>29</b>	<b>47</b>	<b>2.6</b>	<b>18</b>	<b>11</b>	<b>11</b>	<b>1</b>	<b>3</b>	<b>58</b>	<b>3.2</b>

Games played: 18  
Minutes/game: 10.4  
Points/game: 3.2  
FG Pct: 35.5  
3FG Pct: 9.5  
FT Pct: 66.7

Rebounds/game: 2.6  
Assists/game: 0.6  
Turnovers/game: 0.6  
Assist/turnover ratio: 1.0  
Steals/game: 0.2  
Blocks/game: 0.1

## Career And Season Highs


Career.....	Category.....	2016-17 Season
13 SJSU (12/28/16) .....	<b>PTS</b> .....	same
6 SJSU (12/28/16) .....	<b>FG</b> .....	same
11 at Bradley (12/3/16).....	<b>FGA</b> .....	same
1 twice (last at Bradley (12/3/16) .....	<b>3PT</b> .....	same
6 at Bradley (12/3/16).....	<b>3PT A</b> .....	same
4 vs. Towson (12/21/16).....	<b>FT</b> .....	same
4 twice (last vs. Towson (12/21/16) .....	<b>FT A</b> .....	same
12 SJSU (12/28/16) .....	<b>RBS</b> .....	same
3 vs. Towson (12/21/16).....	<b>A</b> .....	same
1X 3 (last at Wyoming (1/14/17) .....	<b>ST</b> .....	same
1 at Fresno State (12/31/16) .....	<b>BK</b> .....	same
25 SJSU (12/28/16) .....	<b>MN</b> .....	same

## King's Career Statistics

Season	gp-gs	min/avg	Total fg-fga	pct	3-Point fg-fga	pct	F-Throws ft-fa	pct	Rebounds off	def	tot	avg	pf	fo	ast	to	blk	stl	pts	avg
2016-17	18-1	188/10.4	22-62	.355	2-21	.095	12-18	.667	18	29	47	2.6	18	0	11	11	1	3	58	3.2
<b>TOTAL</b>	<b>18-1</b>	<b>188/10.4</b>	<b>22-62</b>	<b>.355</b>	<b>2-21</b>	<b>.095</b>	<b>12-18</b>	<b>.667</b>	<b>18</b>	<b>29</b>	<b>47</b>	<b>2.6</b>	<b>18</b>	<b>0</b>	<b>11</b>	<b>11</b>	<b>1</b>	<b>3</b>	<b>58</b>	<b>3.2</b>



# 2016-17 NEVADA WOLF PACK MEN'S BASKETBALL — GAME NOTES



## #4 • DEVEARL RAMSEY

**5-11 • 180 • FR-HS • GUARD**  
**LOS ANGELES, CALIF.**  
**(SIERRA CANYON HS)**

Saw 5 minutes of action in the win at Boise State ... Scored two points, making a pair of free throws, in the Fresno State game ... Played 16 minutes but did not score in the win over Air Force ... Knocked down a 3-pointer at Wyoming to finish with three points in the win which are the only points not scored by a starter in the 89-74 victory ... Posted season-bests in the 105-104 overtime win at New Mexico in points (5), assists (9), and minutes played (33) ... Made his first collegiate 3-pointer against the Lobos ... The nine assists is tied with Marcus Marshall and Lindsey Drew for the high on the team this season ... Played 18 minutes in the win over SDSU and grabbed a season-best five rebounds ... Made his second start in the Pack's 80-55 win over SJSU ... Scored four points in the win, making 4-of-6 free throws ... Missing three consecutive games with a knee bruise ... Played 4 minutes vs. Towson and 12 against UCSB at South Point Holiday Hoops Classic in Las Vegas ... Missed the Oregon State game with a groin injury but returned to play five minutes against Iona ... Made his first career start and played 21 minutes in the win over LMU ... Scored two points, his first collegiate points in the LMU game, making 1-of-2 shots from the field ... Dished out four assists and grabbed two rebounds against the Lions.

## 2016-17 Game-By-Game Statistics

Opponent	Date	gs	min	fg-fga	pct	3fg-fga	pct	ft-fa	pct	off	def	tot	avg	pf	a	t/o	blk	stl	pts	avg
at Saint Mary's (CA)	11/11/16		11	0-2	.000	0-1	.000	0-0	.000	0	1	1	1.0	1	0	0	0	0	0	0.0
LOYOLA MARYMOUNT	11/14/16	*	21	1-2	.500	0-1	.000	0-0	.000	1	1	2	1.5	1	4	1	0	0	2	1.0
OREGON STATE	11/18/16	dnp	-	-	-	-	-	-	-	-	-	-	-	-	-	-	-	-	-	-
IONA	11/20/16		5	0-2	.000	0-0	.000	0-1	.000	0	0	0	1.0	1	0	0	0	0	0	0.7
vs Oakland	11/23/16		3	0-0	.000	0-0	.000	0-0	.000	0	0	0	0.8	1	0	0	0	0	0	0.5
vs Buffalo	11/25/16		2	0-1	.000	0-1	.000	0-0	.000	0	0	0	0.6	0	1	0	0	0	0	0.4
vs Iona	11/26/16		8	0-1	.000	0-1	.000	0-0	.000	0	1	1	0.7	1	1	0	0	0	0	0.3
PACIFIC	11/29/16		2	0-0	.000	0-0	.000	0-0	.000	0	0	0	0.6	1	0	0	0	0	0	0.3
at Bradley	12/03/16	dnp	-	-	-	-	-	-	-	-	-	-	-	-	-	-	-	-	-	-
at Washington	12/11/16	dnp	-	-	-	-	-	-	-	-	-	-	-	-	-	-	-	-	-	-
UC IRVINE	12/14/16	dnp	-	-	-	-	-	-	-	-	-	-	-	-	-	-	-	-	-	-
vs Towson	12/21/16		4	0-0	.000	0-0	.000	0-0	.000	0	1	1	0.6	0	0	0	0	0	0	0.3
vs Santa Barbara	12/22/16		12	0-0	.000	0-0	.000	0-0	.000	0	1	1	0.7	0	2	0	0	0	0	0.2
SAN JOSE STATE	12/28/16	*	17	0-0	.000	0-0	.000	4-6	.667	0	3	3	0.9	1	2	0	0	0	4	0.6
at Fresno State	12/31/16		8	0-1	.000	0-0	.000	0-0	.000	0	1	1	0.9	0	0	0	0	0	0	0.5
SAN DIEGO STATE	01/04/17		18	0-2	.000	0-1	.000	0-0	.000	0	5	5	1.3	1	0	0	0	0	0	0.5
at New Mexico	01/07/17		33	1-3	.333	1-2	.500	2-2	1.000	0	4	4	1.5	4	9	1	0	0	5	0.8
at Wyoming	01/14/17		13	1-3	.333	1-2	.500	0-0	.000	0	1	1	1.4	3	0	0	0	0	3	1.0
AIR FORCE	01/18/17		16	0-2	.000	0-1	.000	0-0	.000	0	1	1	1.4	2	3	0	0	0	0	0.9
FRESNO STATE	01/21/17		4	0-0	.000	0-0	.000	2-2	1.000	0	0	0	1.3	2	0	0	0	0	2	1.0
at Boise State	01/25/17		5	0-0	.000	0-0	.000	0-0	.000	0	1	1	1.3	1	0	1	0	0	0	0.9
Totals			2	182	3-19	.158	2-10	.200	8-11	.727	1	21	22	1.3	20	22	3	0	16	0.9

Games played: 17  
 Minutes/game: 10.7  
 Points/game: 0.9  
 FG Pct: 15.8  
 3FG Pct: 20.0  
 FT Pct: 72.7

Rebounds/game: 1.3  
 Assists/game: 1.3  
 Turnovers/game: 0.2  
 Assist/turnover ratio: 7.3

## Career And Season Highs

Career.....	Category.....	2016-17 Season
5 at New Mexico (1/7/17) .....	<b>PTS</b> .....	same
1 X 3 (last at Wyoming (1/14/17) .....	<b>FG</b> .....	same
3 at Wyoming (1/14/17).....	<b>FGA</b> .....	same
1 twice (last at Wyoming (1/14/17) .....	<b>3PT</b> .....	same
1 X 4 (last SDSU (1/4/17) .....	<b>3PT A</b> .....	same
4 SJSU (12/28/16).....	<b>FT</b> .....	same
6 SJSU (12/28/16).....	<b>FT A</b> .....	same
5 SDSU (1/4/17) .....	<b>RBS</b> .....	same
9 at New Mexico (1/7/17) .....	<b>A</b> .....	same
.....	<b>ST</b> .....	same
.....	<b>BK</b> .....	same
33 at New Mexico (1/7/17) .....	<b>MN</b> .....	same

## Ramsey's Career Statistics

Season	gp-gs	min/avg	Total fg-fga	pct	3-Point fg-fga	pct	F-Throws ft-fa	pct	Rebounds off	def	tot	avg	pf	fo	ast	to	blk	stl	Scoring pts	avg
2016-17	17-2	182/10.7	3-19	.158	2-10	.200	8-11	.727	1	21	22	1.3	20	0	22	3	0	0	16	0.9
<b>TOTAL</b>	<b>17-2</b>	<b>182/10.7</b>	<b>3-19</b>	<b>.158</b>	<b>2-10</b>	<b>.200</b>	<b>8-11</b>	<b>.727</b>	<b>1</b>	<b>21</b>	<b>22</b>	<b>1.3</b>	<b>20</b>	<b>0</b>	<b>22</b>	<b>3</b>	<b>0</b>	<b>0</b>	<b>16</b>	<b>0.9</b>





# 2016-17 NEVADA WOLF PACK MEN'S BASKETBALL — GAME NOTES



## #14 • LINDSEY DREW

**6-4 • 180 • SO-1L • GUARD**  
**ENCINO, CALIF.**  
**(FAIRFAX HS)**

### 2015-16 HONORS

- **Team:** Rock Award

### 2016-17 HONORS

- Named to Great Alaska Shootout all-tournament team

Two first half fouls limited his playing time at Boise State but did tie for game-high honors with five assists, blocked two shots and recorded three steals, a little bit of everything that is a typical Drew line ... Tops the MW and is 43rd nationally averaging 5.3 assists per game ... First in the conference with a 2.7 assist to turnover ratio ... In the Fresno State game totaled 13 points, dished out six assists and grabbed three rebounds in 35 minutes before fouling out of the game ... The 13 points is his sixth double figure scoring game of the season ... The six assists was his 11th game with six or more assists on the season ... His 112 assists is more than the 103 he had all last season ... Produced the usual Lindsey Drew line in the win over Air Force, nine points, four rebounds, eight assists and just one turnover ... Scored a season-high 14 points, two off his career-high of 16 set last season vs. Montana, in the win at Wyoming ... Nine rebounds against the Cowboys left him one shy of his second double-double of the season ... In the win over SDSU finished with six assists, no turnovers, six rebounds, seven points and a career-high four blocks in 36 minutes ... For the second time this season and in his career grabbed double figure rebounds with 10 in the win over UCSB and added seven points and dished out four assists in 38 minutes ... Scored 12 points in the win over UC Irvine ... Tied his career-high with three made 3-pointers against UCI which also occurred vs. Buffalo in the GAS ... Had six assists and no turnovers in the UCI game ... Nearly posted a triple-double at Bradley finishing with 11 points, a game and career-high 14 rebounds and eight assists in 39 minutes to record his first career double-double ... Named to the Great Alaska Shootout all-tournament team after averaging 6.7 points, 6.3 rebounds and 8.3 assists in 34.3 minutes per game ... On the season has 112 assists and 41 turnovers ... Six double figure scoring games have been vs. Iona (11) at home, vs. Buffalo (11), at Bradley (11), vs. UCI (12), at Wyoming (14) and vs. FS (13) ... Dished out a career-high nine assists in the GAS win over Oakland and added seven points and five rebounds ... The nine assists is tied with Marcus Marshall and Devearl Ramsey for the team high this season ... One rebound shy of a double-double finishing with nine rebounds to go along with the 11 points at home against Iona.

## 2016-17 Game-By-Game Statistics

Opponent	Date	gs	min	fg-fga	pct	3fg-fga	pct	ft-fa	pct	off	def	tot	avg	pf	a	t/o	blk	stl	pts	avg	
at Saint Mary's (CA)	11/11/16	*	31	0-0	.000	0-0	.000	0-0	.000	1	2	3	3.0	2	4	1	0	0	0	0.0	
LOYOLA MARYMOUNT	11/14/16		31	2-2	1.000	0-0	.000	3-4	.750	1	1	2	2.5	1	7	3	2	2	7	3.5	
OREGON STATE	11/18/16	*	14	1-1	1.000	0-0	.000	0-0	.000	0	0	0	1.7	5	2	2	0	1	2	3.0	
IONA	11/20/16	*	33	4-10	.400	1-3	.333	2-4	.500	1	8	9	3.5	2	6	2	1	2	11	5.0	
vs Oakland	11/23/16	*	37	3-9	.333	1-3	.333	0-0	.000	0	5	5	3.8	2	9	1	1	2	7	5.4	
vs Buffalo	11/25/16	*	36	4-8	.500	3-6	.500	0-0	.000	1	5	6	4.2	2	8	3	0	1	11	6.3	
vs Iona	11/26/16	*	30	1-5	.200	0-2	.000	0-0	.000	0	8	8	4.7	4	8	1	0	1	2	5.7	
PACIFIC	11/29/16	*	38	4-5	.800	1-2	.500	0-0	.000	0	5	5	4.8	2	2	3	2	0	9	6.1	
at Bradley	12/03/16	*	39	4-7	.571	0-1	.000	3-6	.500	4	10	14	5.8	1	8	3	1	2	11	6.7	
at Washington	12/11/16	*	39	1-2	.500	0-0	.000	0-0	.000	2	0	2	5.4	2	4	4	2	0	2	6.2	
UC IRVINE	12/14/16	*	36	4-6	.667	3-3	1.000	1-2	.500	1	0	1	5.0	2	6	0	1	0	12	6.7	
vs Towson	12/21/16	*	23	0-1	.000	0-0	.000	0-0	.000	1	1	2	4.8	3	2	1	1	0	0	6.2	
vs Santa Barbara	12/22/16	*	38	2-3	.667	0-0	.000	3-6	.500	1	9	10	5.2	2	4	2	0	2	7	6.2	
SAN JOSE STATE	12/28/16		14	0-0	.000	0-0	.000	0-0	.000	1	1	2	4.9	4	4	1	1	0	0	5.8	
at Fresno State	12/31/16	*	36	2-4	.500	1-2	.500	0-0	.000	0	3	3	4.8	4	7	4	2	2	5	5.7	
SAN DIEGO STATE	01/04/17	*	36	3-6	.500	1-4	.250	0-0	.000	1	5	6	4.9	1	6	0	4	1	7	5.8	
at New Mexico	01/07/17	*	28	2-4	.500	0-0	.000	0-0	.000	0	3	3	4.8	4	4	4	3	1	4	5.7	
at Wyoming	01/14/17	*	37	3-10	.300	1-5	.200	7-10	.700	4	5	9	5.0	4	2	2	0	2	14	6.2	
AIR FORCE	01/18/17	*	33	3-3	1.000	1-1	1.000	2-4	.500	1	3	4	4.9	4	8	1	0	1	9	6.3	
FRESNO STATE	01/21/17	*	35	5-10	.500	1-3	.333	2-3	.667	0	3	3	4.9	5	6	2	0	2	13	6.7	
at Boise State	01/25/17	*	29	1-5	.200	0-1	.000	0-0	.000	1	3	4	4.8	2	5	1	2	3	2	6.4	
Totals			19	673	49-101	.485	14-36	.389	23-39	.590	21	80	101	4.8	58	112	41	23	25	135	6.4

Games played: 21  
 Minutes/game: 32.0  
 Points/game: 6.4  
 FG Pct: 48.5  
 3FG Pct: 38.9  
 FT Pct: 59.0

Rebounds/game: 4.8  
 Assists/game: 5.3  
 Turnovers/game: 2.0  
 Assist/turnover ratio: 2.7  
 Steals/game: 1.2  
 Blocks/game: 1.1

**MW rankings (conference games):** assists (5.3 apg, 1st), steals (1.5 spg, T5th), blocks (1.5 bpg, 7th), assist turnover ratio (2.8 at/r, 2nd)

**MW rankings (all games):** assists (5.3 apg, 1st), blocks (1.1, 7th), assist turnover ratio (2.7 at/r, 1st), minutes per game (32 mpg, 8th)

**NCAA rankings:** assist/turnover ratio (2.73, 37th), assists per game (5.3 apg, 43rd), total assists (112, 31st)

## Career And Season Highs

**Career..... Category..... 2016-17 Season**  
 16 MONTANA, 3/16/16..... **PTS**..... 14 at Wyoming (1/14/17)  
 5 X 3 (last FRESNO STATE, 1/21/17)..... **FG**..... 5 FRESNO STATE (1/21/17)  
 10 X 4 (last FRESNO STATE, 1/21/17)..... **FGA**..... 10 X 3 (last FRESNO STATE, 1/21/17)  
 3 twice (last UC IRVINE (12/14/16)..... **3PT**..... 3 twice (last UC IRVINE (12/14/16)  
 6 twice (last vs. Buffalo (11/25/16)..... **3PT A**..... 6 vs. Buffalo (11/25/16)  
 7 at Wyoming (1/14/17)..... **FT**..... 7 at Wyoming (1/14/17)  
 10 at Wyoming (1/14/17)..... **FT A**..... 10 at Wyoming (1/14/17)  
 14 at Bradley (12/3/16)..... **RBS**..... 14 at Bradley (12/3/16)  
 9 vs. Oakland (11/23/16)..... **A**..... 9 vs. Oakland (11/23/16)  
 4 twice (last at New Mexico, 12/30/15)..... **ST**..... 3 at Boise State (1/25/17)  
 4 SDSU (1/4/17)..... **BK**..... 4 SDSU (1/4/17)  
 43 COLORADO STATE, 2/28/16..... **MN**..... 39 twice (last at Washington (12/11/16)

## Drew's Career Statistics

Season	gp-gs	min/avg	Total		3-Point		F-Throws		Rebounds				Scoring					
			fg-fga	pct	fg-fga	pct	ft-fa	pct	off	def	tot	avg	pf	fo	ast	to	blk	stl
2015-16	37-36	1067/28.8	65-181	.359	22-76	.289	49-71	.690	32	135	167	4.5	107	8	103	66	31	56
2016-17	21-19	673/32.0	49-101	.485	14-36	.389	23-39	.590	21	80	101	4.8	58	2	112	41	23	25
<b>TOTAL</b>	<b>58-55</b>	<b>1740/30.0</b>	<b>114-282</b>	<b>.404</b>	<b>36-112</b>	<b>.321</b>	<b>72-110</b>	<b>.655</b>	<b>53</b>	<b>215</b>	<b>268</b>	<b>4.6</b>	<b>165</b>	<b>10</b>	<b>215</b>	<b>107</b>	<b>54</b>	<b>81</b>



# 2016-17 NEVADA WOLF PACK MEN'S BASKETBALL — GAME NOTES



## #15 • D.J. FENNER

**6-6 • 205 • SR-3L • GUARD**  
**SEATTLE, WASH.**  
**(SEATTLE PREP)**

### 2016-17 HONORS

- ▶ College Sports Madness - third team

### 2015-16 HONORS

- ▶ Team: Hunt Award

Led the Pack in scoring finishing with 21 points in the win at Boise State ... Connected on 7-of-12 shots from the field and 3-of-7 from behind the arc ... Fourth game of 20 or more points that includes his first career 30-point outing vs. Air Force ... Leads the MW making 48.8 percent of his 3-pointers ... Ranks 19th on Nevada's career scoring list with 1157 points and needs 56 to pass Ken "Tree" Green (1212 pts, 1981-83) for 18th ... Scored a career-high 30 points in the win over Air Force, 21 came in the first half, despite a migraine headache ... Made 11-of-18 shots from the field that included 4-of-7 from behind the arc ... His 14 points per game ranks 11th in the MW ... Has started the last seven games and is averaging 18.3 points, is shooting 50.6 percent from the field, 47.4 percent from behind the arc and 88.9 percent at the line in those starts ... Scored 15 points in the win at Wyoming that included going 6-for-6 at the line ... In the last 15 game has scored in double figure 13 times and 16 times on the season ... In MW play ranks sixth in scoring 17.6 points per game... Made 6-of-12 shots from the field that included 3-of-4 from behind the arc versus the SDSU ... Knocked down two crucial free throws with 18 seconds remaining to put the Pack up 70-66 in the 72-69 victory over SDSU ... Averaging 16.6 points in true road games ... Totaled 18 points in his second start of the season at Fresno State ... Connected on 4-of-8 from behind the arc against the Bulldogs ... Scored 14 points of the bench in the win over SJSU ... Scored his 1000th career point in the win over Towson to become the 26th player in school history to reach the mark ... Six game streak of scoring in double figures was snapped against UCSB when he totaled six but hit two crucial free throws in the final seconds to secure the 67-66 victory ... Netted 20 points in his return to his hometown of Seattle against UW ... Third on the team averaging 14 points per game primarily off the bench as has just seven starts on the season ... Scored 21 points in the win at Bradley making a career-best five 3-pointers in six attempts ... Started the Bradley game going 5-for-5 from behind the arc before missing his final attempt.

## 2016-17 Game-By-Game Statistics

Opponent	Date	gs	min	fg-fga	pct	3fg-fga	pct	ft-fa	pct	off	def	tot	avg	pf	a	t/o	blk	stl	pts	avg	
at Saint Mary's (CA)	11/11/16	*	33	5-8	.625	0-0	.000	2-3	.667	0	0	0	0.0	4	2	2	0	0	12	12.0	
LOYOLA MARYMOUNT	11/14/16		19	4-5	.800	1-2	.500	3-4	.750	0	5	5	2.5	3	2	2	1	0	12	12.0	
OREGON STATE	11/18/16		33	5-10	.500	3-5	.600	4-6	.667	2	3	5	3.3	3	2	3	0	1	17	13.7	
IONA	11/20/16		25	1-5	.200	0-2	.000	0-0	.000	0	1	1	2.8	3	1	2	0	1	2	10.8	
vs Oakland	11/23/16		20	2-5	.400	2-2	1.000	2-2	1.000	1	0	1	2.4	3	0	2	0	1	8	10.2	
vs Buffalo	11/25/16		16	0-2	.000	0-1	.000	4-4	1.000	1	1	2	2.3	1	0	1	0	0	4	9.2	
vs Iona	11/26/16		32	5-11	.455	3-5	.600	5-5	1.000	1	3	4	2.6	1	0	0	1	1	18	10.4	
PACIFIC	11/29/16		22	3-6	.500	2-4	.500	3-4	.750	1	3	4	2.8	3	0	2	0	0	11	10.5	
at Bradley	12/03/16		29	7-9	.778	5-6	.833	2-3	.667	2	4	6	3.1	3	3	3	0	0	21	11.7	
at Washington	12/11/16		36	6-13	.462	1-4	.250	7-7	1.000	1	4	5	3.3	2	1	0	0	2	20	12.5	
UC IRVINE	12/14/16		33	3-8	.375	1-3	.333	3-7	.429	0	4	4	3.4	0	3	2	0	2	10	12.3	
vs Towson	12/21/16		27	4-8	.500	2-3	.667	0-0	.000	0	1	1	3.2	4	2	4	0	0	10	12.1	
vs Santa Barbara	12/22/16		25	1-4	.250	1-2	.500	3-4	.750	0	3	3	3.2	4	0	0	0	0	6	11.6	
SAN JOSÉ STATE	12/28/16		29	5-12	.417	1-5	.200	3-4	.750	1	4	5	3.3	3	3	1	1	0	14	11.8	
at Fresno State	12/31/16	*	36	5-12	.417	4-8	.500	4-4	1.000	2	2	4	3.3	3	1	4	0	0	18	12.2	
SAN DIEGO STATE	01/04/17	*	31	6-12	.500	3-4	.750	2-2	1.000	0	4	4	3.4	3	0	2	0	0	17	12.5	
at New Mexico	01/07/17	*	32	2-7	.286	2-5	.400	3-4	.750	1	6	7	3.6	5	6	4	1	0	9	12.3	
at Wyoming	01/14/17	*	29	4-8	.500	1-2	.500	6-6	1.000	0	2	2	3.5	3	2	1	1	0	15	12.4	
AIR FORCE	01/18/17	*	38	11-18	.611	4-7	.571	4-6	.667	1	4	5	3.6	3	2	4	1	1	30	13.4	
FRESNO STATE	01/21/17	*	40	8-16	.500	1-5	.200	1-1	1.000	0	3	3	3.6	5	0	1	0	2	18	13.6	
at Boise State	01/25/17	*	34	7-12	.583	3-7	.429	4-4	1.000	2	2	4	3.6	1	0	1	2	0	21	14.0	
Totals			8	619	94-191	.492	40-82	.488	65-80	.813	16	59	75	3.6	60	30	41	8	11	293	14.0

Games played: 21  
 Minutes/game: 29.5  
 Points/game: 14.0  
 FG Pct: 49.2  
 3FG Pct: 48.8  
 FT Pct: 81.3

Rebounds/game: 3.6  
 Assists/game: 1.4  
 Turnovers/game: 2.0  
 Assist/turnover ratio: 0.7  
 Steals/game: 0.5  
 Blocks/game: 0.4

**MW rankings (conference games):** scoring (17.8 ppg, 6th), field goal % (49.5, 3rd), free throw % (87.1, 6th), 3-point % (44.2, 4th), 3-pointers made per game (2.4, T7th), minutes per games (33.6, 8th).

**MW rankings (all games):** scoring (14 ppg, 11th), free throw % (81.3, 8th), 3-pt % (48.8, 1st), 3-pointers made (1.9 pg, 10th).

## Career And Season Highs

Career	Category	2016-17 Season
30 AIR FORCE (1/18/17)	PTS	30 AIR FORCE (1/18/17)
11 AIR FORCE (1/18/17)	FG	11 AIR FORCE (1/18/17)
24 COLORADO STATE (2/28/16)	FGA	18 AIR FORCE (1/18/17)
5 at Bradley (12/3/16)	3PT	5 at Bradley (12/3/16)
8 X 4 (last at Fresno State (12/31/16)	3PT A	8 at Fresno State (12/31/16)
11 twice (last VERMONT (3/23/16)	FT	7 at Washington (12/11/16)
14 VERMONT (3/23/16)	FT A	7 twice (last UC IRVINE (12/14/16)
8 X 4 (last AIR FORCE (2/10/16)	RBS	7 at New Mexico (1/7/17)
9 EASTERN WASHINGTON (3/22/16)	A	6 at New Mexico (1/7/17)
4 X 4 (last SAN JOSÉ STATE (2/28/15)	ST	2 X 3 (last FRESNO STATE (1/21/17)
2 X 5 (last at Boise State (1/25/17)	BK	2 at Boise State (1/25/17)
48 at Pacific (11/21/15)	MN	40- FRESNO STATE, 1/21/17

## Fenner's Career Statistics

Season	gp-gs	min/avg	Total fg-fga	pct	3-Point fg-fga	pct	F-Throws ft-fa	pct	Rebounds off	def	tot	avg	pf	fo	ast	to	blk	stl	pts	avg
2013-14	32-0	454/14.2	33-95	.347	0-9	.000	15-27	.556	15	44	59	1.8	50	1	18	20	6	21	81	2.5
2014-15	30-19	756/25.2	90-260	.346	13-61	.213	71-90	.789	22	58	80	2.7	60	0	33	52	10	33	264	8.8
2015-16	38-36	1283/33.8	174-476	.366	53-177	.299	118-138	.855	27	147	174	4.6	107	4	74	65	18	42	519	13.7
2016-17	21-8	619/29.5	94-191	.492	40-82	.488	65-80	.813	16	59	75	3.6	60	2	30	41	8	11	293	14.0
TOTAL	121-63	3112/25.7	391-1022	.383	106-329	.322	269-335	.803	80	308	388	3.2	277	7	155	178	42	107	1157	9.6



# 2016-17 NEVADA WOLF PACK MEN'S BASKETBALL — GAME NOTES



## #20 • DAVID CUNNINGHAM

**6-4 • 195 • SO-SQ • GUARD**  
**SACRAMENTO, CALIF.**  
**(BELLA VISTA HS)**

Played 1 minutes in the Pack's win at Boise State ... Saw two minutes of action the Pack's MW season-opening win over SJSU ... Played one minute vs. Oregon State and Iona in the GAS Championship game ... Has appeared in 17 games off the bench in his two seasons at Nevada.

## 2016-17 Game-By-Game Statistics

Opponent	Date	gs	min	Total		3-Pointers		Free throws		Rebounds				pf	a	t/o	blk	stl	pts	avg
				fg-fga	pct	3fg-fga	pct	ft-fa	pct	off	def	tot	avg							
at Saint Mary's (CA)	11/11/16	dnp	-	-	-	-	-	-	-	-	-	-	-	-	-	-	-	-	-	-
LOYOLA MARYMOUNT	11/14/16	dnp	-	-	-	-	-	-	-	-	-	-	-	-	-	-	-	-	-	-
OREGON STATE	11/18/16	1	0-0	.000	0-0	.000	0-0	.000	0-0	0	0	0	0.0	0	0	0	0	0	0	0.0
IONA	11/20/16	dnp	-	-	-	-	-	-	-	-	-	-	-	-	-	-	-	-	-	-
vs Oakland	11/23/16	dnp	-	-	-	-	-	-	-	-	-	-	-	-	-	-	-	-	-	-
vs Buffalo	11/25/16	dnp	-	-	-	-	-	-	-	-	-	-	-	-	-	-	-	-	-	-
vs Iona	11/26/16	0	0-0	.000	0-0	.000	0-0	.000	0-0	0	0	0	0.0	0	0	0	0	0	0	0.0
PACIFIC	11/29/16	dnp	-	-	-	-	-	-	-	-	-	-	-	-	-	-	-	-	-	-
at Bradley	12/03/16	dnp	-	-	-	-	-	-	-	-	-	-	-	-	-	-	-	-	-	-
at Washington	12/11/16	dnp	-	-	-	-	-	-	-	-	-	-	-	-	-	-	-	-	-	-
UC IRVINE	12/14/16	dnp	-	-	-	-	-	-	-	-	-	-	-	-	-	-	-	-	-	-
vs Towson	12/21/16	dnp	-	-	-	-	-	-	-	-	-	-	-	-	-	-	-	-	-	-
vs Santa Barbara	12/22/16	dnp	-	-	-	-	-	-	-	-	-	-	-	-	-	-	-	-	-	-
SAN JOSÉ STATE	12/28/16	2	0-0	.000	0-0	.000	0-0	.000	0-0	0	0	0	0.0	0	0	0	0	0	0	0.0
at Fresno State	12/31/16	dnp	-	-	-	-	-	-	-	-	-	-	-	-	-	-	-	-	-	-
SAN DIEGO STATE	01/04/17	dnp	-	-	-	-	-	-	-	-	-	-	-	-	-	-	-	-	-	-
at New Mexico	01/07/17	dnp	-	-	-	-	-	-	-	-	-	-	-	-	-	-	-	-	-	-
at Wyoming	01/14/17	dnp	-	-	-	-	-	-	-	-	-	-	-	-	-	-	-	-	-	-
AIR FORCE	01/18/17	dnp	-	-	-	-	-	-	-	-	-	-	-	-	-	-	-	-	-	-
FRESNO STATE	01/21/17	dnp	-	-	-	-	-	-	-	-	-	-	-	-	-	-	-	-	-	-
at Boise State	01/25/17	1	0-0	.000	0-0	.000	0-0	.000	0-0	0	0	0	0.0	0	0	0	0	0	0	0.0
Totals		0	4	0-0	.000	0-0	.000	0-0	.000	0	0	0	0.0	0	0	0	0	0	0	0.0

Games played: 4  
Minutes/game: 1.0

## Career And Season Highs

Career.....	Category.....	2016-17 Season
3 FRESNO PACIFIC (12/9/15).....	PTS.....	
1 FRESNO PACIFIC (12/9/15).....	FG.....	
1 X 3 (last NEW MEXICO (3/5/16) .....	FGA.....	
1 FRESNO PACIFIC (12/9/15).....	3PT.....	
1 X 3 (last NEW MEXICO (3/5/16) .....	3PT A.....	
2 at Wichita State (12/22/15) .....	FT.....	
2 twice (last at Fresno State (1/6/16).....	FT A.....	
1 X 3 (last NEW MEXICO (3/5/16) .....	RBS.....	
2 HOLY NAMES (11/30/15) .....	A.....	
1 HOLY NAMES (11/30/15) .....	ST.....	
.....	BK.....	
6 HOLY NAMES (11/30/15) .....	MN.....	2 SJSU (12/28/16)

## Cunningham's Career Statistics

Cunningham's Career Statistics																					
			Total		3-Point		F-Throws		Rebounds											Scoring	
Season	gp-gs	min/avg	fg-fga	pct	fg-fga	pct	ft-fa	pct	off	def	tot	avg	pf	fo	ast	to	blk	stl	pts	avg	
2015-16	14-0	25/1.8	1-3	.333	1-3	.333	2-4	.500	0	3	3	0.2	4	0	3	2	0	1	5	0.4	
2016-17	4-0	4/1.0	0-0	.000	0-0	.000	0-0	.000	0	0	0	0.0	0	0	0	0	0	0	0	0.0	
TOTAL	18-0	29/1.6	1-3	.333	1-3	.333	2-4	.500	0	3	3	0.2	4	0	3	2	0	1	5	0.3	



# 2016-17 NEVADA WOLF PACK MEN'S BASKETBALL — GAME NOTES



## #22 • DAVID KYLE

**6-6 • 220 • FR-HS • FORWARD**  
**RENO, NEV.**  
**(RENO HS)**

Grabbed his first rebound in 1 minute of action off the bench in the Pack's win at Boise State ... Local Reno product that made his first appearance playing one minute in the victory over Oregon State ... Second appearance was in the win over UC Irvine in the final seconds of the first half.

## 2016-17 Game-By-Game Statistics

Opponent	Date	gs	min	Total		3-Pointers		Free throws		Rebounds				pf	a	t/o	blk	stl	pts	avg
				fg-fga	pct	3fg-fga	pct	ft-fa	pct	off	def	tot	avg							
at Saint Mary's (CA)	11/11/16	dnp	-	-	-	-	-	-	-	-	-	-	-	-	-	-	-	-	-	-
LOYOLA MARYMOUNT	11/14/16	dnp	-	-	-	-	-	-	-	-	-	-	-	-	-	-	-	-	-	-
OREGON STATE	11/18/16	1	0-0	.000	0-0	.000	0-0	.000	0-0	0	0	0	0.0	0	0	0	0	0	0	0.0
IONA	11/20/16	dnp	-	-	-	-	-	-	-	-	-	-	-	-	-	-	-	-	-	-
vs Oakland	11/23/16	dnp	-	-	-	-	-	-	-	-	-	-	-	-	-	-	-	-	-	-
vs Buffalo	11/25/16	dnp	-	-	-	-	-	-	-	-	-	-	-	-	-	-	-	-	-	-
vs Iona	11/26/16	dnp	-	-	-	-	-	-	-	-	-	-	-	-	-	-	-	-	-	-
PACIFIC	11/29/16	dnp	-	-	-	-	-	-	-	-	-	-	-	-	-	-	-	-	-	-
at Bradley	12/03/16	dnp	-	-	-	-	-	-	-	-	-	-	-	-	-	-	-	-	-	-
at Washington	12/11/16	dnp	-	-	-	-	-	-	-	-	-	-	-	-	-	-	-	-	-	-
UC IRVINE	12/14/16	0	0-0	.000	0-0	.000	0-0	.000	0-0	0	0	0	0.0	0	0	0	0	0	0	0.0
vs Towson	12/21/16	dnp	-	-	-	-	-	-	-	-	-	-	-	-	-	-	-	-	-	-
vs Santa Barbara	12/22/16	dnp	-	-	-	-	-	-	-	-	-	-	-	-	-	-	-	-	-	-
SAN JOSE STATE	12/28/16	dnp	-	-	-	-	-	-	-	-	-	-	-	-	-	-	-	-	-	-
at Fresno State	12/31/16	dnp	-	-	-	-	-	-	-	-	-	-	-	-	-	-	-	-	-	-
SAN DIEGO STATE	01/04/17	dnp	-	-	-	-	-	-	-	-	-	-	-	-	-	-	-	-	-	-
at New Mexico	01/07/17	dnp	-	-	-	-	-	-	-	-	-	-	-	-	-	-	-	-	-	-
at Wyoming	01/14/17	dnp	-	-	-	-	-	-	-	-	-	-	-	-	-	-	-	-	-	-
AIR FORCE	01/18/17	dnp	-	-	-	-	-	-	-	-	-	-	-	-	-	-	-	-	-	-
FRESNO STATE	01/21/17	dnp	-	-	-	-	-	-	-	-	-	-	-	-	-	-	-	-	-	-
at Boise State	01/25/17	1	0-0	.000	0-0	.000	0-0	.000	0-0	0	1	1	0.3	0	0	0	0	0	0	0.0
Totals		0	2	0-0	.000	0-0	.000	0-0	.000	0	1	1	0.3	0	0	0	0	0	0	0.0

Games played: 3  
Minutes/game: 0.7

Rebounds/game: 0.3

## Career And Season Highs

Career.....	Category.....	2016-17 Season
.....	PTS.....	same
.....	FG.....	same
.....	FGA.....	same
.....	3PT.....	same
.....	3PT A.....	same
.....	FT.....	same
.....	FT A.....	same
1 at Boise State (1/25/17) .....	RBS.....	same
.....	A.....	same
.....	ST.....	same
.....	BK.....	same
1 twice (last at Boise State (1/25/17)) .....	MN.....	same

## Kyle's Career Statistics

Season	gp-gs	min/avg	Total		3-Point		F-Throws		Rebounds				pf	fo	ast	to	blk	stl	Scoring	
			fg-fga	pct	fg-fga	pct	ft-fa	pct	off	def	tot	avg							pts	avg
2016-17	3-0	2/0.7	0-0	.000	0-0	.000	0-0	.000	0	1	1	0.3	0	0	0	0	0	0	0	0.0
TOTAL	3-0	2/0.7	0-0	.000	0-0	.000	0-0	.000	0	1	1	0.3	0	0	0	0	0	0	0	0.0





# 2016-17 NEVADA WOLF PACK MEN'S BASKETBALL — GAME NOTES



## #23 • CHARLIE TOOLEY

**6-0 • 195 • FR-HS • GUARD**  
**GRANITE BAY, CALIF.**  
**(GRANITE BAY HS)**

Came off the bench at the end of the game at Boise State and played 1 minute in the victory ... Has seen action in four of the last five games off the bench ... Hit a key 3-pointer, his first points at Nevada, with 1:03 to play in regulation to start a stretch of six consecutive made 3-pointers to spark the Pack's 105-104 comeback overtime win at New Mexico ... Played a season-best 6 minutes at UNM ... Has appeared in nine games off the bench in his first season playing for the Wolf Pack.

## 2016-17 Game-By-Game Statistics

Opponent	Date	gs	min	Total		3-Pointers		Free throws		Rebounds				pf	a	t/o	blk	stl	pts	avg
				fg-fga	pct	3fg-fga	pct	ft-fa	pct	off	def	tot	avg							
at Saint Mary's (CA)	11/11/16	1	0-0	.000	0-0	.000	0-0	.000	0-0	0	0	0	0.0	0	0	0	0	0	0	0.0
LOYOLA MARYMOUNT	11/14/16	dnp	-	-	-	-	-	-	-	-	-	-	-	-	-	-	-	-	-	-
OREGON STATE	11/18/16	1	0-0	.000	0-0	.000	0-0	.000	0-0	0	0	0	0.0	0	0	0	0	0	0	0.0
IONA	11/20/16	0	0-0	.000	0-0	.000	0-0	.000	0-0	0	0	0	0.0	0	0	0	0	0	0	0.0
vs Oakland	11/23/16	dnp	-	-	-	-	-	-	-	-	-	-	-	-	-	-	-	-	-	-
vs Buffalo	11/25/16	dnp	-	-	-	-	-	-	-	-	-	-	-	-	-	-	-	-	-	-
vs Iona	11/26/16	dnp	-	-	-	-	-	-	-	-	-	-	-	-	-	-	-	-	-	-
PACIFIC	11/29/16	dnp	-	-	-	-	-	-	-	-	-	-	-	-	-	-	-	-	-	-
at Bradley	12/03/16	4	0-0	.000	0-0	.000	0-0	.000	0-0	0	0	0	0.0	0	0	0	0	0	0	0.0
at Washington	12/11/16	dnp	-	-	-	-	-	-	-	-	-	-	-	-	-	-	-	-	-	-
UC IRVINE	12/14/16	dnp	-	-	-	-	-	-	-	-	-	-	-	-	-	-	-	-	-	-
vs Towson	12/21/16	dnp	-	-	-	-	-	-	-	-	-	-	-	-	-	-	-	-	-	-
vs Santa Barbara	12/22/16	dnp	-	-	-	-	-	-	-	-	-	-	-	-	-	-	-	-	-	-
SAN JOSE STATE	12/28/16	4	0-0	.000	0-0	.000	0-0	.000	0-0	1	0	1	0.2	2	0	0	0	1	0	0.0
at Fresno State	12/31/16	dnp	-	-	-	-	-	-	-	-	-	-	-	-	-	-	-	-	-	-
SAN DIEGO STATE	01/04/17	dnp	-	-	-	-	-	-	-	-	-	-	-	-	-	-	-	-	-	-
at New Mexico	01/07/17	6	1-1	1.000	1-1	1.000	0-0	.000	0-0	0	0	0	0.2	3	0	0	0	0	3	0.5
at Wyoming	01/14/17	4	0-0	.000	0-0	.000	0-0	.000	0-0	1	1	2	0.4	1	0	0	0	0	0	0.4
AIR FORCE	01/18/17	dnp	-	-	-	-	-	-	-	-	-	-	-	-	-	-	-	-	-	-
FRESNO STATE	01/21/17	2	0-0	.000	0-0	.000	0-0	.000	0-0	0	0	0	0.4	0	0	0	0	0	0	0.4
at Boise State	01/25/17	1	0-0	.000	0-0	.000	0-0	.000	0-0	0	0	0	0.3	0	0	0	0	0	0	0.3
<b>Totals</b>		<b>0</b>	<b>23</b>	<b>1-1</b>	<b>1.000</b>	<b>1-1</b>	<b>1.000</b>	<b>0-0</b>	<b>.000</b>	<b>2</b>	<b>1</b>	<b>3</b>	<b>0.3</b>	<b>6</b>	<b>0</b>	<b>0</b>	<b>0</b>	<b>1</b>	<b>3</b>	<b>0.3</b>

Games played: 9  
 Minutes/game: 2.6  
 Points/game: 0.3  
 FG Pct: 100.0  
 3FG Pct: 100.0

Rebounds/game: 0.3  
 Steals/game: 0.1

## Career And Season Highs

Career.....	Category.....	2016-17 Season
3 at New Mexico (1/7/17) .....	PTS.....	same
1 at New Mexico (1/7/17) .....	FG.....	same
1 at New Mexico (1/7/17) .....	FGA.....	same
1 at New Mexico (1/7/17) .....	3PT.....	same
1 at New Mexico (1/7/17) .....	3PT A .....	same
.....	FT .....	same
.....	FT A .....	same
2 at Wyoming (1/14/17).....	RBS .....	same
.....	A .....	same
1 SJSU (12/28/16).....	ST .....	same
.....	BK.....	same
6 at New Mexico (1/7/17) .....	MN.....	same

## Tooley's Career Statistics

			Total		3-Point		F-Throws		Rebounds											Scoring	
Season	gp-gs	min/avg	fg-fga	pct	fg-fga	pct	ft-fa	pct	off	def	tot	avg	pf	fo	ast	to	blk	stl	pts	avg	
2016-17	9-0	23/2.6	1-1	1.000	1-1	1.000	0-0	.000	2	1	3	0.3	6	0	0	0	0	1	3	0.3	
TOTAL	9-0	23/2.6	1-1	1.000	1-1	1.000	0-0	.000	2	1	3	0.3	6	0	0	0	0	1	3	0.3	



# 2016-17 NEVADA WOLF PACK MEN'S BASKETBALL — GAME NOTES



## #24 • JORDAN CAROLINE

**6-7 • 235 • SO-TR • GUARD/FORWARD  
CHAMPAIGN, ILL.  
(SOUTHERN ILLINOIS)**

### 2016-17 HONORS

- Dec. 5 MW Player of the Week
- Jan. 8 MW Player of the Week, Jan. 8 NBC Sports' Player of the Week
- Jan. 8 College Sports Madness' High-Major Player of the Week
- Most Outstanding Player at the South Point Holiday Hoops Classic

Reached double figures for the 14th time this season finishing with 12 points in the win at Boise State ... Averaging near a double-double at 14 points and 9.4 rebounds per game which is second in the MW ... Tops the conference averaging 3.5 offensive rebounds per game which ranks 21st nationally ... Scored 10 points in the Fresno State game ... Streak of three consecutive double-doubles was snapped in the win over Air Force as he finished with nine points and a team-high eight rebounds ... Posted his third consecutive double-double finishing with 12 points and a season-high 15 rebounds at Wyoming ... Second time this season he has produced three consecutive double-doubles ... Ten double digit rebound games on the season and eight double-doubles is second in the MW ... Hit the winning 3-pointer with 2 seconds left to complete a 22-point comeback at New Mexico as the Pack won 105-104 in overtime ... Scored 45 points and grabbed 13 rebounds to post his seventh double-double of the season at UNM ... The 45 points ranks as the fourth most by any player in NCAA I this season ... Made 17-of-29 shots from the field and 5-of-8 from behind the arc versus the Lobos ... The 45 points is the most scored in the MW this season, the most at the Pit by an opponent, fourth most in the Pit, the most by a sophomore in the history of the MW in any game and MW game ... The 45 points is also tied for the fourth best total in a MW game ... Scored 32 points in the second half and five in overtime at UNM ... Named Jan. 8 MW Player of the Week after posting back-to-back double-doubles 19 points and 11 rebounds vs. SDSU and at UNM ... Led the team in scoring three times on the season ... Named the Most Outstanding Player at the South Point Holiday Hoops Classic after averaging 17.5 points and 10.5 rebounds per game ... Had a season-best five assists in the UCI game and did not commit a turnover ... One rebound shy of a double-double finishing with a game-high nine rebounds at Washington and added 12 points ... Scored a game-high 23 points in his return to his home state of Illinois as the Pack defeated Bradley 91-69 ... Named the MW Player of the Week after averaging 16 points, 7.5 rebounds and three assists in wins over Pacific and at Bradley ... Made 6-of-9 shots from the field including both 3-point attempts, grabbed five boards, tied his season-high with four assists, blocked one shot and had a steal against the Braves ... Tops the team, is second in the MW and 39th nationally in rebounds per game ... Led the team in rebounding in 13 games this season and nine were game highs.

## 2016-17 Game-By-Game Statistics

Opponent	Date	gs	min	Total		3-Pointers		Free throws		Rebounds				pf	a	t/o	blk	stl	pts	avg	
				fg-fga	pct	3fg-fga	pct	ft-fa	pct	off	def	tot	avg								
at Saint Mary's (CA)	11/11/16		33	2-6	.333	0-2	.000	5-12	.417	3	5	8	8.0	2	1	0	0	2	9	9.0	
LOYOLA MARYMOUNT	11/14/16	*	24	2-4	.500	0-0	.000	4-5	.800	1	6	7	7.5	3	1	4	1	2	8	8.5	
OREGON STATE	11/18/16	*	28	4-10	.400	0-1	.000	4-5	.800	6	6	12	9.0	1	4	3	0	3	12	9.7	
IONA	11/20/16	*	39	5-9	.556	0-1	.000	5-9	.556	2	11	13	10.0	1	3	3	1	2	15	11.0	
vs Oakland	11/23/16	*	40	4-7	.571	0-0	.000	2-5	.400	3	7	10	10.0	3	2	2	0	0	10	10.8	
vs Buffalo	11/25/16	*	35	2-6	.333	2-3	.667	1-3	.333	2	3	5	9.2	2	1	4	1	0	7	10.2	
vs Iona	11/26/16	*	29	4-12	.333	0-2	.000	1-4	.250	6	2	8	9.0	1	4	1	0	0	9	10.0	
PACIFIC	11/29/16	*	36	2-8	.250	0-1	.000	5-8	.625	3	7	10	9.1	3	2	0	1	1	9	9.9	
at Bradley	12/03/16	*	36	6-9	.667	2-2	1.000	9-16	.563	1	4	5	8.7	3	4	0	1	1	23	11.3	
at Washington	12/11/16	*	36	5-11	.455	1-2	.500	1-5	.200	6	3	9	8.7	1	1	5	0	2	12	11.4	
UC IRVINE	12/14/16	*	36	4-16	.250	0-3	.000	7-8	.875	6	7	13	9.1	3	5	0	0	0	15	11.7	
vs Towson	12/21/16	*	36	5-9	.556	1-2	.500	3-5	.600	5	4	9	9.1	2	1	2	1	0	14	11.9	
vs Santa Barbara	12/22/16	*	39	8-16	.500	0-1	.000	4-9	.444	6	6	12	9.3	1	1	2	1	0	20	12.5	
SAN JOSE STATE	12/28/16	*	30	4-8	.500	0-1	.000	5-8	.625	2	6	8	9.2	3	2	3	1	1	13	12.6	
at Fresno State	12/31/16	*	39	2-7	.286	0-2	.000	4-4	1.000	3	10	13	9.5	3	1	2	0	1	8	12.3	
SAN DIEGO STATE	01/04/17	*	37	6-14	.429	1-2	.500	6-9	.667	8	3	11	9.6	3	1	2	0	2	19	12.7	
at New Mexico	01/07/17	*	43	17-29	.586	5-8	.625	6-12	.500	5	8	13	9.8	4	1	1	0	1	45	14.6	
at Wyoming	01/14/17	*	38	4-14	.286	1-3	.333	3-5	.600	4	11	15	10.1	3	2	4	0	2	12	14.4	
AIR FORCE	01/18/17	*	37	4-7	.571	1-2	.500	0-2	.000	1	7	8	9.9	2	2	4	1	1	9	14.2	
FRESNO STATE	01/21/17	*	39	3-9	.333	0-2	.000	4-7	.571	1	2	3	9.6	2	2	1	0	0	10	14.0	
at Boise State	01/25/17	*	36	3-7	.429	0-1	.000	6-8	.750	0	5	5	9.4	3	2	2	0	0	12	13.9	
Totals			20	746	96-218	.440	14-41	.341	85-149	.570	74	123	197	9.4	49	43	45	9	21	291	13.9

Games played: 21  
Minutes/game: 35.5  
Points/game: 13.9  
FG Pct: 44.0  
3FG Pct: 34.1  
FT Pct: 57.0

Rebounds/game: 9.4  
Assists/game: 2.0  
Turnovers/game: 2.1  
Assist/turnover ratio: 1.0  
Steals/game: 1.0  
Blocks/game: 0.4

**MW rankings (conference games):** scoring (16 ppg, 10th), rebounds (9.5 rpg, T2nd), offensive rebounds (3.0 orgp, 2nd), defensive rebounds per game (6.5, 5th), minutes per game (37.4, 2nd)

**MW rankings (all games):** scoring (13.9 ppg, 12th), rebounds (9.4 rpg, 2nd), offensive rebounds (3.5 orgp, 1st), defensive rebounds per game (5.9, 5th), minutes per game (35.5, T1st)

**NCAA rankings:** defensive rebounds per games (5.86 drpg, 84th), double-doubles (8, 38th), free throw attempts (149, 13th), free throws made (85, 96th), minutes per game (35.31, 38th), offensive rebounds per game (3.52, 21st), rebounds per game (9.4, 39th), total minutes (746, 25th), total rebounds (197, 26th)

### CAROLINE'S CAREER DOUBLE-DOUBLES

12 pts, 12 rebs; Oregon State, 11/18/16	20 pts, 12 rebs; UC Santa Barbara, 12/22/16
15 pts, 13 rebs; Iona, 11/20/16	19 pts, 11 rebs; San Diego State, 1/4/17
10 pts, 10 rebs; vs. Oakland , 11/23/16	45 pts, 13 rebs; at New Mexico, 1/7/17
15 pts, 13 rebs; UC Irvine, 12/14/16	12 pts, 15 rebs; at Wyoming, 1/14/17

## Career And Season Highs

Career .....	Category .....	2016-17 Season
45 at New Mexico (1/7/17) .....	PTS .....	same
17 at New Mexico (1/7/17) .....	FG .....	same
29 at New Mexico (1/7/17) .....	FGA .....	same
5 at New Mexico (1/7/17) .....	3PT .....	same
8 at New Mexico (1/7/17) .....	3PT A .....	same
9 at Bradley (12/3/16) .....	FT .....	same
16 at Bradley (12/3/16) .....	FT A .....	same
15 at Wyoming (1/14/17) .....	RBS .....	same
5 UC IRVINE (12/14/16) .....	A .....	same
3 OREGON STATE (11/18/16) .....	ST .....	same
1 X 10 (last AIR FORCE, 1/18/17) .....	BK .....	same
43 at New Mexico (1/7/17) .....	MN .....	same

## Caroline's Career Statistics

			Total		3-Point		F-Throws		Rebounds											Scoring	
Season	gp-gs	min/avg	fg-fga	pct	fg-fga	pct	ft-fa	pct	off	def	tot	avg	pf	fo	ast	to	blk	stl	pts	avg	
2016-17	21-20	746/35.5	96-218	.440	14-41	.341	85-149	.570	74	123	197	9.4	49	0	43	45	9	21	291	13.9	
TOTAL	21-20	746/35.5	96-218	.440	14-41	.341	85-149	.570	74	123	197	9.4	49	0	43	45	9	21	291	13.9	



# 2016-17 NEVADA WOLF PACK MEN'S BASKETBALL — GAME NOTES



## #31 • COLLIN WEAVER

**6-3 • 195 • JR-TR • GUARD**  
**GLENDAL, ARIZ.**  
**(IOWA WESTERN)**

Has seen action in the three games off the bench ... Currently sidelined with a wrist injury ... Played six minutes off the bench against Loyola Marymount ... Went 0-for-2 from the field with both attempts being 3-pointers and grabbed a rebound.

## 2016-17 Game-By-Game Statistics

Opponent	Date	gs	min	Total		3-Pointers		Free throws		Rebounds				pf	a	t/o	blk	stl	pts	avg
				fg-fga	pct	3fg-fga	pct	ft-fa	pct	off	def	tot	avg							
at Saint Mary's (CA)	11/11/16	dnp	-	-	-	-	-	-	-	-	-	-	-	-	-	-	-	-	-	-
LOYOLA MARYMOUNT	11/14/16	6	0-2	.000	0-2	.000	0-0	.000	0	1	1	1.0	0	0	0	0	0	0	0	0.0
OREGON STATE	11/18/16	1	0-0	.000	0-0	.000	0-0	.000	0	0	0	0.5	0	0	0	0	0	0	0	0.0
IONA	11/20/16	dnp	-	-	-	-	-	-	-	-	-	-	-	-	-	-	-	-	-	-
vs Oakland	11/23/16	dnp	-	-	-	-	-	-	-	-	-	-	-	-	-	-	-	-	-	-
vs Buffalo	11/25/16	dnp	-	-	-	-	-	-	-	-	-	-	-	-	-	-	-	-	-	-
vs Iona	11/26/16	1	0-0	.000	0-0	.000	0-0	.000	0	0	0	0.3	0	0	0	0	0	0	0	0.0
PACIFIC	11/29/16	dnp	-	-	-	-	-	-	-	-	-	-	-	-	-	-	-	-	-	-
at Bradley	12/03/16	dnp	-	-	-	-	-	-	-	-	-	-	-	-	-	-	-	-	-	-
at Washington	12/11/16	dnp	-	-	-	-	-	-	-	-	-	-	-	-	-	-	-	-	-	-
UC IRVINE	12/14/16	dnp	-	-	-	-	-	-	-	-	-	-	-	-	-	-	-	-	-	-
vs Towson	12/21/16	dnp	-	-	-	-	-	-	-	-	-	-	-	-	-	-	-	-	-	-
vs Santa Barbara	12/22/16	dnp	-	-	-	-	-	-	-	-	-	-	-	-	-	-	-	-	-	-
SAN JOSE STATE	12/28/16	dnp	-	-	-	-	-	-	-	-	-	-	-	-	-	-	-	-	-	-
at Fresno State	12/31/16	dnp	-	-	-	-	-	-	-	-	-	-	-	-	-	-	-	-	-	-
SAN DIEGO STATE	01/04/17	dnp	-	-	-	-	-	-	-	-	-	-	-	-	-	-	-	-	-	-
at New Mexico	01/07/17	dnp	-	-	-	-	-	-	-	-	-	-	-	-	-	-	-	-	-	-
at Wyoming	01/14/17	dnp	-	-	-	-	-	-	-	-	-	-	-	-	-	-	-	-	-	-
AIR FORCE	01/18/17	dnp	-	-	-	-	-	-	-	-	-	-	-	-	-	-	-	-	-	-
FRESNO STATE	01/21/17	dnp	-	-	-	-	-	-	-	-	-	-	-	-	-	-	-	-	-	-
at Boise State	01/25/17	dnp	-	-	-	-	-	-	-	-	-	-	-	-	-	-	-	-	-	-
<b>Totals</b>		<b>0</b>	<b>8</b>	<b>0-2</b>	<b>.000</b>	<b>0-2</b>	<b>.000</b>	<b>0-0</b>	<b>.000</b>	<b>0</b>	<b>1</b>	<b>1</b>	<b>0.3</b>	<b>0</b>	<b>0</b>	<b>0</b>	<b>0</b>	<b>0</b>	<b>0</b>	<b>0.0</b>

Games played: 3  
 Minutes/game: 2.7  
 FG Pct: 0.0  
 3FG Pct: 0.0

Rebounds/game: 0.3

## Career And Season Highs

Career.....	Category.....	2016-17 Season
.....	<b>PTS</b> .....	same
.....	<b>FG</b> .....	same
2 LOYOLA MARYMOUNT (11/14/16) .....	<b>FGA</b> .....	same
.....	<b>3PT</b> .....	same
2 LOYOLA MARYMOUNT (11/14/16) .....	<b>3PT A</b> .....	same
.....	<b>FT</b> .....	same
.....	<b>FT A</b> .....	same
1 LOYOLA MARYMOUNT (11/14/16) .....	<b>RBS</b> .....	same
.....	<b>A</b> .....	same
.....	<b>ST</b> .....	same
.....	<b>BK</b> .....	same
6 LOYOLA MARYMOUNT (11/14/16) .....	<b>MN</b> .....	same

## Weaver's Career Statistics

			Total		3-Point		F-Throws		Rebounds											Scoring	
Season	gp-gs	min/avg	fg-fga	pct	fg-fga	pct	ft-fa	pct	off	def	tot	avg	pf	fo	ast	to	blk	stl	pts	avg	
2016-17	3-0	8/2.7	0-2	.000	0-2	.000	0-0	.000	0	1	1	0.3	0	0	0	0	0	0	0	0.0	
TOTAL	3-0	8/2.7	0-2	.000	0-2	.000	0-0	.000	0	1	1	0.3	0	0	0	0	0	0	0	0.0	



# 2016-17 NEVADA WOLF PACK MEN'S BASKETBALL — GAME NOTES



## #33 • JOSH HALL

**6-6 • 190 • FR-HS • GUARD**  
**HOUSTON, TEXAS**  
**(GENESIS ACADEMY)**

Played 19 minutes and scored six points in the win at Boise State in just his second game back after suffering a concussion against SJSU that forced him to miss five games ... The 19 minutes is his second-best total of the season ... Played two minutes off the bench in the Fresno State game ... Posted his best offensive game finishing with 15 points in the win over Towson ... Scored the Pack's first seven points of the game against the Tigers ... Connected on 4-of-8 shots from the field including his only 3-point attempt and all six free throw attempts in a season-best 25 minutes ... Has started seven games ... In his first collegiate start against Pacific scored eight points in 23 minutes, grabbed three rebounds, and knocked down a pair of 3-pointers ... Scored his first points at Nevada finishing with three in the win over Oregon State, playing 12 minutes ... Grabbed two boards against OSU.

## 2016-17 Game-By-Game Statistics

Opponent	Date	gs	min	Total		3-Pointers		Free throws		Rebounds				pf	a	t/o	blk	stl	pts	avg
				fg-fga	pct	3fg-fga	pct	ft-fa	pct	off	def	tot	avg							
at Saint Mary's (CA)	11/11/16	1	0-0	.000	0-0	.000	0-0	.000	0	0	0	0.0	0	0	0	0	0	0	0	0.0
LOYOLA MARYMOUNT	11/14/16	2	0-0	.000	0-0	.000	0-0	.000	1	0	1	0.5	0	0	1	0	0	0	0	0.0
OREGON STATE	11/18/16	12	1-2	.500	0-0	.000	1-2	.500	1	1	2	1.0	2	0	1	0	0	0	3	1.0
IONA	11/20/16	dnp	-	-	-	-	-	-	-	-	-	-	-	-	-	-	-	-	-	-
vs Oakland	11/23/16	2	0-0	.000	0-0	.000	0-0	.000	0	0	0	0.0	0	0	0	0	0	0	0	0.0
vs Buffalo	11/25/16	4	0-1	.000	0-1	.000	0-0	.000	0	1	1	0.8	0	1	0	0	0	0	0	0.6
vs Iona	11/26/16	0	0-0	.000	0-0	.000	0-0	.000	0	0	0	0.7	0	0	0	0	0	0	0	0.5
PACIFIC	11/29/16	*	23	3-7	.429	2-3	.667	0-0	.000	1	2	3	1.0	0	1	0	0	0	8	1.6
at Bradley	12/03/16	*	18	2-3	.667	0-1	.000	0-0	.000	0	1	1	1.0	0	1	2	0	0	4	1.9
at Washington	12/11/16	*	7	0-1	.000	0-0	.000	0-0	.000	0	0	0	0.9	1	0	1	0	0	0	1.7
UC IRVINE	12/14/16	*	12	1-4	.250	0-1	.000	0-0	.000	1	2	3	1.1	0	1	0	0	0	2	1.7
vs Towson	12/21/16	*	25	4-8	.500	1-1	1.000	6-6	1.000	0	2	2	1.2	2	1	1	0	4	15	2.9
vs Santa Barbara	12/22/16	*	8	0-1	.000	0-0	.000	0-2	.000	0	0	0	1.1	0	0	1	0	0	0	2.7
SAN JOSE STATE	12/28/16	*	8	1-2	.500	0-0	.000	0-0	.000	0	3	3	1.2	0	0	0	0	0	2	2.6
at Fresno State	12/31/16	dnp	-	-	-	-	-	-	-	-	-	-	-	-	-	-	-	-	-	-
SAN DIEGO STATE	01/04/17	dnp	-	-	-	-	-	-	-	-	-	-	-	-	-	-	-	-	-	-
at New Mexico	01/07/17	dnp	-	-	-	-	-	-	-	-	-	-	-	-	-	-	-	-	-	-
at Wyoming	01/14/17	dnp	-	-	-	-	-	-	-	-	-	-	-	-	-	-	-	-	-	-
AIR FORCE	01/18/17	dnp	-	-	-	-	-	-	-	-	-	-	-	-	-	-	-	-	-	-
FRESNO STATE	01/21/17	2	0-0	.000	0-0	.000	0-0	.000	0	0	0	1.1	0	0	0	0	0	0	0	2.4
at Boise State	01/25/17	19	2-6	.333	1-2	.500	1-2	.500	1	3	4	1.3	3	2	0	0	1	6	2.7	
<b>Totals</b>		<b>7</b>	<b>143</b>	<b>14-35</b>	<b>.400</b>	<b>4-9</b>	<b>.444</b>	<b>8-12</b>	<b>.667</b>	<b>5</b>	<b>15</b>	<b>20</b>	<b>1.3</b>	<b>8</b>	<b>7</b>	<b>7</b>	<b>0</b>	<b>5</b>	<b>40</b>	<b>2.7</b>

Games played: 15  
 Minutes/game: 9.5  
 Points/game: 2.7  
 FG Pct: 40.0  
 3FG Pct: 44.4  
 FT Pct: 66.7

Rebounds/game: 1.3  
 Assists/game: 0.5  
 Turnovers/game: 0.5  
 Assist/turnover ratio: 1.0  
 Steals/game: 0.3

## Career And Season Highs

Career.....	Category.....	2016-17 Season
15 vs. Towson (12/21/16) .....	<b>PTS</b> .....	same
4 vs. Towson (12/21/16) .....	<b>FG</b> .....	same
8 vs. Towson (12/21/16) .....	<b>FGA</b> .....	same
2 PACIFIC (11/29/16) .....	<b>3PT</b> .....	same
3 PACIFIC (11/29/16) .....	<b>3PT A</b> .....	same
6 vs. Towson (12/21/16).....	<b>FT</b> .....	same
6 vs. Towson (12/21/16).....	<b>FT A</b> .....	same
4 at Boise State (1/25/17) .....	<b>RBS</b> .....	same
2 at Boise State (1/25/17) .....	<b>A</b> .....	same
4 vs. Towson (12/21/16).....	<b>ST</b> .....	same
.....	<b>BK</b> .....	same
25 vs. Towson (12/21/16) .....	<b>MN</b> .....	same

## Hall's Career Statistics

			Total		3-Point		F-Throws		Rebounds											Scoring	
Season	gp-gs	min/avg	fg-fga	pct	fg-fga	pct	ft-fa	pct	off	def	tot	avg	pf	fo	ast	to	blk	stl	pts	avg	
2016-17	15-7	143/9.5	14-35	.400	4-9	.444	8-12	.667	5	15	20	1.3	8	0	7	7	0	5	40	2.7	
TOTAL	15-7	143/9.5	14-35	.400	4-9	.444	8-12	.667	5	15	20	1.3	8	0	7	7	0	5	40	2.7	





# 2016-17 NEVADA WOLF PACK MEN'S BASKETBALL — GAME NOTES



## #34 • JOHN CARLSON

**6-8 • 225 • SO-TR • FORWARD**  
**RENO, NEV.**  
**(SAN DIEGO CHRISTIAN)**

Played a 1 minute off the bench at the end of the game in Boise State ... Has seen action in four of the last five games and five since becoming eligible at semester ... Tied for game-high honors with three rebounds in the Fresno State game in 7 minutes ... Played a season-high 8 minutes in the 105-104 comeback win at New Mexico and grabbed a rebound ... Saw his first action since becoming eligible under NCAA transfer rules after the first semester ... Played 3 minutes and grabbed two rebounds in the win over SJSU ... Became eligible to play in the UC Santa Barbara game after sitting out the first semester under NCAA transfer rules ... Joined the Pack last season and practiced with the team ... Local Reno product who returned home.

## 2016-17 Game-By-Game Statistics

Opponent	Date	gs	min	Total		3-Pointers		Free throws		Rebounds				pf	a	t/o	blk	stl	pts	avg
				fg-fga	pct	3fg-fga	pct	ft-fa	pct	off	def	tot	avg							
at Saint Mary's (CA)	11/11/16	dnp	-	-	-	-	-	-	-	-	-	-	-	-	-	-	-	-	-	-
LOYOLA MARYMOUNT	11/14/16	dnp	-	-	-	-	-	-	-	-	-	-	-	-	-	-	-	-	-	-
OREGON STATE	11/18/16	dnp	-	-	-	-	-	-	-	-	-	-	-	-	-	-	-	-	-	-
IONA	11/20/16	dnp	-	-	-	-	-	-	-	-	-	-	-	-	-	-	-	-	-	-
PACIFIC	11/29/16	dnp	-	-	-	-	-	-	-	-	-	-	-	-	-	-	-	-	-	-
at Bradley	12/03/16	dnp	-	-	-	-	-	-	-	-	-	-	-	-	-	-	-	-	-	-
at Washington	12/11/16	dnp	-	-	-	-	-	-	-	-	-	-	-	-	-	-	-	-	-	-
UC IRVINE	12/14/16	dnp	-	-	-	-	-	-	-	-	-	-	-	-	-	-	-	-	-	-
vs Towson	12/21/16	dnp	-	-	-	-	-	-	-	-	-	-	-	-	-	-	-	-	-	-
vs Santa Barbara	12/22/16	dnp	-	-	-	-	-	-	-	-	-	-	-	-	-	-	-	-	-	-
SAN JOSE STATE	12/28/16	3	0-0	.000	0-0	.000	0-1	.000	0	2	2	2.0	0	0	0	0	0	0	0	0.0
at Fresno State	12/31/16	dnp	-	-	-	-	-	-	-	-	-	-	-	-	-	-	-	-	-	-
SAN DIEGO STATE	01/04/17	dnp	-	-	-	-	-	-	-	-	-	-	-	-	-	-	-	-	-	-
at New Mexico	01/07/17	8	0-0	.000	0-0	.000	0-0	.000	0	1	1	1.5	1	0	0	0	0	0	0	0.0
at Wyoming	01/14/17	0	0-0	.000	0-0	.000	0-0	.000	0	0	0	1.0	1	0	0	0	0	0	0	0.0
AIR FORCE	01/18/17	dnp	-	-	-	-	-	-	-	-	-	-	-	-	-	-	-	-	-	-
FRESNO STATE	01/21/17	7	0-1	.000	0-0	.000	0-0	.000	2	1	3	1.5	0	0	0	1	0	0	0	0.0
at Boise State	01/25/17	1	0-0	.000	0-0	.000	0-0	.000	0	0	0	1.2	0	0	0	0	0	0	0	0.0
Totals		0	19	0-1	.000	0-0	.000	0-1	.000	2	4	6	1.2	2	0	0	1	0	0	0.0

Games played: 5  
Minutes/game: 3.8  
FG Pct: 0.0  
FT Pct: 0.0

Rebounds/game: 1.2  
Blocks/game: 0.2

## Career And Season Highs

Career.....	Category.....	2016-17 Season
.....	PTS.....	same
.....	FG.....	same
1 FRESNO STATE(1/21/17).....	FGA.....	same
.....	3PT.....	same
.....	3PT A.....	same
.....	FT.....	same
1 SJSU (12/28/16).....	FT A.....	same
3 FRESNO STATE (1/21/17) .....	RBS .....	same
.....	A .....	same
.....	ST.....	same
1 FRESNO STATE (1/21/17) .....	BK.....	same
8 at New Mexico (1/7/17) .....	MN.....	same

## Carlson's Career Statistics

Season	gp-gs	min/avg	Total		3-Point		F-Throws		Rebounds				pf	fo	ast	to	blk	stl	Scoring	
			fg-fga	pct	fg-fga	pct	ft-fa	pct	off	def	tot	avg							pts	avg
2016-17	5-0	19/3.8	0-1	.000	0-0	.000	0-1	.000	2	4	6	1.2	2	0	0	0	1	0	0	0.0
TOTAL	5-0	19/3.8	0-1	.000	0-0	.000	0-1	.000	2	4	6	1.2	2	0	0	0	1	0	0	0.0



## 2016-17 GAME RESULTS

RECORD:	OVERALL	HOME	AWAY	NEUTRAL
ALL GAMES	17-4	8-1	5-2	4-1
CONFERENCE	6-2	3-1	3-1	0-0
NON-CONFERENCE	11-2	5-0	2-1	4-1

Date	Opponent	Score	Att.	High Points	High Rebounds
11/11/16	at Saint Mary's (CA)	63-81 L	3500	(25)MARSHALL, Marcus	(8)CAROLINE, Jordan
11/14/16	LOYOLA MARYMOUNT	w 79-64	6176	(18)MARSHALL, Marcus (18)FOSTER, Elijah	(10)FOSTER, Elijah
11/18/16	OREGON STATE	w 83-58	8090	(24)OLIVER, Cameron	(12)CAROLINE, Jordan
11/20/16	+IONA	w 91-76	6375	(22)OLIVER, Cameron	(13)CAROLINE, Jordan
11/23/16	^vs Oakland	w 82-78	2698	(25)MARSHALL, Marcus	(10)CAROLINE, Jordan
11/25/16	^vs Buffalo	w 67-62	2723	(23)MARSHALL, Marcus	(12)OLIVER, Cameron
11/26/16	^vs Iona	73-75 L	3233	(21)MARSHALL, Marcus	(10)FOSTER, Elijah
11/29/16	PACIFIC	w 77-67	6920	(17)OLIVER, Cameron (17)MARSHALL, Marcus	(10)CAROLINE, Jordan
12/03/16	\$at Bradley	w 91-69	5384	(23)CAROLINE, Jordan	(14)DREW, Lindsey
12/11/16	at Washington	w 87-85	8171	(32)MARSHALL, Marcus	(9)CAROLINE, Jordan
12/14/16	UC IRVINE	w 76-69	6911	(18)OLIVER, Cameron	(13)CAROLINE, Jordan
12/21/16	#vs Towson	w 81-72	218	(17)MARSHALL, Marcus (17)OLIVER, Cameron	(13)OLIVER, Cameron
12/22/16	#vs Santa Barbara	w 67-66	264	(25)MARSHALL, Marcus	(12)CAROLINE, Jordan
12/28/16	*SAN JOSÉ STATE	w 80-55	10098	(25)MARSHALL, Marcus	(12)KING II, Leland
12/31/16	*at Fresno State	76-77 L	6043	(26)MARSHALL, Marcus	(13)CAROLINE, Jordan
01/04/17	*SAN DIEGO STATE	w 72-69	8461	(19)CAROLINE, Jordan	(11)OLIVER, Cameron (11)CAROLINE, Jordan
01/07/17	*at New Mexico	Wot 105-104	11235	(45)CAROLINE, Jordan	(13)CAROLINE, Jordan
01/14/17	*at Wyoming	w 89-74	4794	(32)MARSHALL, Marcus	(16)OLIVER, Cameron
01/18/17	*AIR FORCE	w 83-76	8462	(30)FENNER, D.J.	(8)CAROLINE, Jordan
01/21/17	*FRESNO STATE	76-81 L	10236	(25)MARSHALL, Marcus	(3)DREW, Lindsey (3)FENNER, D.J. (3)CARLSON, John
01/25/17	*at Boise State	w 76-57	7059	(21)FENNER, D.J.	(15)OLIVER, Cameron

\* = Mountain West game

+ = Great Alaska Shootout (Reno, Nev.)

^ = Great Alaska Shootout (Anchorage, Alaska)

# = South Point Holiday Hoops Classic (Las Vegas, Nev.)

! = Mountain West Championship (Thomas & Mack Arena, Las Vegas, Nev.)

\$ = MW/MVC Challenge

denotes game high or tied for game high

Attendance Summary	Games	Attend	Avg/Game
Home	9	71729	7970
Away	7	46186	6598
Neutral	5	9136	1827
Total	21	127051	6050



## 2016-17 GAME HIGHS

Opponent	Date	Score	Points	Rebounds	Assists	Steals	Blocked shots
at Saint Mary's (CA)	11/11/16	63-81	25-MARSHALL, Marc	8-CAROLINE, Jordan	4-MARSHALL, Marcu DREW, Lindsey	2-CAROLINE, Jordan	5-OLIVER, Cameron
LOYOLA MARYMOUNT	11/14/16	79-64	18-FOSTER, Elijah MARSHALL, Marcus	10-FOSTER, Elijah	7-DREW, Lindsey	2-DREW, Lindsey CAROLINE, Jordan	2-DREW, Lindsey
OREGON STATE	11/18/16	83-58	24-OLIVER, Cameron	12-CAROLINE, Jorda	9-MARSHALL, Marcu	4-MARSHALL, Marcu	1-OLIVER, Cameron
IONA	11/20/16	91-76	22-OLIVER, Cameron	13-CAROLINE, Jorda	6-DREW, Lindsey	2-DREW, Lindsey CAROLINE, Jordan	4-OLIVER, Cameron
vs Oakland	11/23/16	82-78	25-MARSHALL, Marc	10-CAROLINE, Jorda	9-DREW, Lindsey	2-FOSTER, Elijah DREW, Lindsey	1-OLIVER, Cameron DREW, Lindsey
vs Buffalo	11/25/16	67-62	23-MARSHALL, Marc	12-OLIVER, Cameron	8-DREW, Lindsey	2-MARSHALL, Marcu	5-OLIVER, Cameron
vs Iona	11/26/16	73-75	21-MARSHALL, Marc	10-FOSTER, Elijah	8-DREW, Lindsey	2-MARSHALL, Marcu	4-OLIVER, Cameron
PACIFIC	11/29/16	77-67	17-MARSHALL, Marc OLIVER, Cameron	10-CAROLINE, Jorda	6-MARSHALL, Marcu	1-CAROLINE, Jordan	5-OLIVER, Cameron
at Bradley	12/03/16	91-69	23-CAROLINE, Jorda	14-DREW, Lindsey	8-DREW, Lindsey	2-DREW, Lindsey	3-OLIVER, Cameron
at Washington	12/11/16	87-85	32-MARSHALL, Marc	9-CAROLINE, Jordan	4-DREW, Lindsey MARSHALL, Marcus	2-FENNER, D.J. CAROLINE, Jordan	3-OLIVER, Cameron
UC IRVINE	12/14/16	76-69	18-OLIVER, Cameron	13-CAROLINE, Jorda	6-DREW, Lindsey	3-MARSHALL, Marcu	3-OLIVER, Cameron
vs Towson	12/21/16	81-72	17-OLIVER, Cameron MARSHALL, Marcus	13-OLIVER, Cameron	3-KING II, Leland	4-HALL, Josh	2-OLIVER, Cameron
vs Santa Barbara	12/22/16	67-66	25-MARSHALL, Marc	12-CAROLINE, Jorda	4-DREW, Lindsey	2-DREW, Lindsey	3-OLIVER, Cameron
SAN JOSÉ STATE	12/28/16	80-55	25-MARSHALL, Marc	12-KING II, Leland	4-DREW, Lindsey	1-TOOLEY, Charlie CAROLINE, Jordan	2-OLIVER, Cameron
at Fresno State	12/31/16	76-77	26-MARSHALL, Marc	13-CAROLINE, Jorda	7-DREW, Lindsey	2-DREW, Lindsey	3-OLIVER, Cameron
SAN DIEGO STATE	01/04/17	72-69	19-CAROLINE, Jorda	11-CAROLINE, Jorda OLIVER, Cameron	6-DREW, Lindsey	2-CAROLINE, Jordan	4-DREW, Lindsey
at New Mexico	01/07/17	105-104	45-CAROLINE, Jorda	13-CAROLINE, Jorda	9-RAMSEY, Devearl	1-CAROLINE, Jordan DREW, Lindsey	5-OLIVER, Cameron
at Wyoming	01/14/17	89-74	32-MARSHALL, Marc	16-OLIVER, Cameron	4-MARSHALL, Marcu	2-CAROLINE, Jordan DREW, Lindsey OLIVER, Cameron	2-OLIVER, Cameron
AIR FORCE	01/18/17	83-76	30-FENNER, D.J.	8-CAROLINE, Jordan	8-DREW, Lindsey	2-OLIVER, Cameron	1-CAROLINE, Jorda OLIVER, Cameron FENNER, D.J. MARSHALL, Marcu
FRESNO STATE	01/21/17	76-81	25-MARSHALL, Marc	3-CAROLINE, Jordan OLIVER, Cameron CARLSON, John FENNER, D.J. DREW, Lindsey	6-DREW, Lindsey MARSHALL, Marcus	3-MARSHALL, Marcu	3-OLIVER, Cameron
at Boise State	01/25/17	76-57	21-FENNER, D.J.	15-OLIVER, Cameron	5-DREW, Lindsey	3-DREW, Lindsey	4-OLIVER, Cameron



## SEASON AND CAREER STATISTICS

### SEASON STATISTICS

### CAREER STATISTICS

SUMMARY	gp-gs	min/g	fg%	3fg%	ft%	r/g	a/g	stl	blk	pts/g	gp-gs	min/g	fg%	3fg%	ft%	r/g	a/g	stl	blk	pts/g
MARSHALL, Marcus	21-21	35.5	.441	.404	.821	2.5	3.2	16	2	21.5	21-21	35.5	.441	.404	.821	2.5	3.2	16	2	21.5
OLIVER, Cameron	21-20	30.8	.451	.361	.647	8.0	2.0	14	62	14.4	59-53	29.9	.487	.348	.658	8.7	1.2	37	161	13.8
FENNER, D.J.	21-8	29.5	.492	.488	.813	3.6	1.4	11	8	14.0	121-63	25.7	.383	.322	.803	3.2	1.3	107	42	9.6
CAROLINE, Jordan	21-20	35.5	.440	.341	.570	9.4	2.0	21	9	13.9	21-20	35.5	.440	.341	.570	9.4	2.0	21	9	13.9
DREW, Lindsey	21-19	32.0	.485	.389	.590	4.8	5.3	25	23	6.4	58-55	30.0	.404	.321	.655	4.6	3.7	81	54	5.8
KING II, Leland	18-1	10.4	.355	.095	.667	2.6	0.6	3	1	3.2	18-1	10.4	.355	.095	.667	2.6	0.6	3	1	3.2
HALL, Josh	15-7	9.5	.400	.444	.667	1.3	0.5	5	0	2.7	15-7	9.5	.400	.444	.667	1.3	0.5	5	0	2.7
RAMSEY, Deveal	17-2	10.7	.158	.200	.727	1.3	1.3	0	0	0.9	17-2	10.7	.158	.200	.727	1.3	1.3	0	0	0.9
TOOLEY, Charlie	9-0	2.6	1.000	1.000	.000	0.3	0.0	1	0	0.3	9-0	2.6	1.000	1.000	.000	0.3	0.0	1	0	0.3
CARLSON, John	5-0	3.8	.000	.000	.000	1.2	0.0	0	1	0.0	5-0	3.8	.000	.000	.000	1.2	0.0	0	1	0.0
WEAVER, Collin	3-0	2.7	.000	.000	.000	0.3	0.0	0	0	0.0	3-0	2.7	.000	.000	.000	0.3	0.0	0	0	0.0
CUNNINGHAM, David	4-0	1.0	.000	.000	.000	0.0	0.0	0	0	0.0	18-0	1.6	.333	.333	.500	0.2	0.2	1	0	0.3
KYLE, David	3-0	0.7	.000	.000	.000	0.3	0.0	0	0	0.0	3-0	0.7	.000	.000	.000	0.3	0.0	0	0	0.0

SCORING	fg-fga	fg%	3fg-fga	3fg%	ft-fa	ft%	pts	pts/g	fg-fga	fg%	3fg-fga	3fg%	ft-fa	ft%	pts	pts/g
MARSHALL, Marcus	138-313	.441	80-198	.404	96-117	.821	452	21.5	138-313	.441	80-198	.404	96-117	.821	452	21.5
OLIVER, Cameron	106-235	.451	35-97	.361	55-85	.647	302	14.4	307-631	.487	55-158	.348	144-219	.658	813	13.8
FENNER, D.J.	94-191	.492	40-82	.488	65-80	.813	293	14.0	391-1022	.383	106-329	.322	269-335	.803	1157	9.6
CAROLINE, Jordan	96-218	.440	14-41	.341	85-149	.570	291	13.9	96-218	.440	14-41	.341	85-149	.570	291	13.9
DREW, Lindsey	49-101	.485	14-36	.389	23-39	.590	135	6.4	114-282	.404	36-112	.321	72-110	.655	336	5.8
KING II, Leland	22-62	.355	2-21	.095	12-18	.667	58	3.2	22-62	.355	2-21	.095	12-18	.667	58	3.2
HALL, Josh	14-35	.400	4-9	.444	8-12	.667	40	2.7	14-35	.400	4-9	.444	8-12	.667	40	2.7
RAMSEY, Deveal	3-19	.158	2-10	.200	8-11	.727	16	0.9	3-19	.158	2-10	.200	8-11	.727	16	0.9
TOOLEY, Charlie	1-1	1.000	1-1	1.000	0-0	.000	3	0.3	1-1	1.000	1-1	1.000	0-0	.000	3	0.3
CARLSON, John	0-1	.000	0-0	.000	0-1	.000	0	0.0	0-1	.000	0-0	.000	0-1	.000	0	0.0
WEAVER, Collin	0-2	.000	0-2	.000	0-0	.000	0	0.0	0-2	.000	0-2	.000	0-0	.000	0	0.0
CUNNINGHAM, David	0-0	.000	0-0	.000	0-0	.000	0	0.0	1-3	.333	1-3	.333	2-4	.500	5	0.3
KYLE, David	0-0	.000	0-0	.000	0-0	.000	0	0.0	0-0	.000	0-0	.000	0-0	.000	0	0.0

TOTALS	o-reb	d-reb	t-reb	pf	fo	ast	to	a/to	o-reb	d-reb	t-reb	pf	fo	ast	to	a/to
MARSHALL, Marcus	7	45	52	44	1	67	33	2.0	7	45	52	44	1	67	33	2.0
OLIVER, Cameron	31	136	167	62	2	43	50	0.9	134	378	512	178	8	73	129	0.6
FENNER, D.J.	16	59	75	60	2	30	41	0.7	80	308	388	277	7	155	178	0.9
CAROLINE, Jordan	74	123	197	49	0	43	45	1.0	74	123	197	49	0	43	45	1.0
DREW, Lindsey	21	80	101	58	2	112	41	2.7	53	215	268	165	10	215	107	2.0
KING II, Leland	18	29	47	18	0	11	11	1.0	18	29	47	18	0	11	11	1.0
HALL, Josh	5	15	20	8	0	7	7	1.0	5	15	20	8	0	7	7	1.0
RAMSEY, Deveal	1	21	22	20	0	22	3	7.3	1	21	22	20	0	22	3	7.3
TOOLEY, Charlie	2	1	3	6	0	0	0	0.0	2	1	3	6	0	0	0	0.0
CARLSON, John	2	4	6	2	0	0	0	0.0	2	4	6	2	0	0	0	0.0
WEAVER, Collin	0	1	1	0	0	0	0	0.0	0	1	1	0	0	0	0	0.0
CUNNINGHAM, David	0	0	0	0	0	0	0	0.0	0	3	3	4	0	3	2	1.5
KYLE, David	0	1	1	0	0	0	0	0.0	0	1	1	0	0	0	0	0.0





# 2016-17 NEVADA WOLF PACK MEN'S BASKETBALL — GAME NOTES



## 2016-17 TEAM HIGHS AND LOWS

### Nevada Team Highs

POINTS	105	at New Mexico (01/07/17)
FIELD GOALS MADE	36	at New Mexico (01/07/17)
FIELD GOAL ATTEMPTS	75	at New Mexico (01/07/17)
FIELD GOAL PERCENTAGE	.563 (27-48)	LOYOLA MARYMOUNT (11/14/16)
3 PT FIELD GOALS MADE	15	at New Mexico (01/07/17)
3 PT FG ATTEMPTS	32	at New Mexico (01/07/17)
	32	vs Buffalo (11/25/16)
3 PT FG PERCENTAGE	.550 (11-20)	vs Oakland (11/23/16)
FREE THROWS MADE	31	at Wyoming (01/14/17)
FREE THROW ATTEMPTS	37	at Wyoming (01/14/17)
FREE THROW PERCENTAGE	.846 (11-13)	at Fresno State (12/31/16)
REBOUNDS	50	SAN JOSÉ STATE (12/28/16)
ASSISTS	25	at New Mexico (01/07/17)
STEALS	11	OREGON STATE (11/18/16)
BLOCKED SHOTS	9	at New Mexico (01/07/17)
TURNOVERS	17	at Fresno State (12/31/16)
	17	vs Towson (12/21/16)
FOULS	30	at New Mexico (01/07/17)

### Nevada Team Lows

POINTS	63	at Saint Mary's (CA) (11/11/16)
FIELD GOALS MADE	22	at Saint Mary's (CA) (11/11/16)
	22	vs Buffalo (11/25/16)
	22	PACIFIC (11/29/16)
	22	vs Santa Barbara (12/22/16)
FIELD GOAL ATTEMPTS	47	at Saint Mary's (CA) (11/11/16)
FIELD GOAL PERCENTAGE	.361 (22-61)	vs Buffalo (11/25/16)
3 PT FIELD GOALS MADE	5	at Saint Mary's (CA) (11/11/16)
3 PT FG ATTEMPTS	16	SAN JOSÉ STATE (12/28/16)
3 PT FG PERCENTAGE	.286 (6-21)	at Wyoming (01/14/17)
	.286 (8-28)	vs Iona (11/26/16)
FREE THROWS MADE	11	at Fresno State (12/31/16)
	11	SAN DIEGO STATE (01/04/17)
FREE THROW ATTEMPTS	13	at Fresno State (12/31/16)
FREE THROW PERCENTAGE	.452 (14-31)	vs Santa Barbara (12/22/16)
REBOUNDS	22	FRESNO STATE (01/21/17)
ASSISTS	11	at Washington (12/11/16)
	11	vs Towson (12/21/16)
	11	at Wyoming (01/14/17)
STEALS	1	PACIFIC (11/29/16)
BLOCKED SHOTS	1	OREGON STATE (11/18/16)
TURNOVERS	7	at Boise State (01/25/17)
FOULS	10	vs Santa Barbara (12/22/16)

### Opponent Team Highs

POINTS	104	at New Mexico (01/07/17)
FIELD GOALS MADE	36	at New Mexico (01/07/17)
FIELD GOAL ATTEMPTS	73	at New Mexico (01/07/17)
FIELD GOAL PERCENTAGE	.600 (33-55)	at Saint Mary's (CA) (11/11/16)
3 PT FIELD GOALS MADE	13	SAN DIEGO STATE (01/04/17)
	13	vs Iona (11/26/16)
3 PT FG ATTEMPTS	35	SAN DIEGO STATE (01/04/17)
3 PT FG PERCENTAGE	.556 (10-18)	at Washington (12/11/16)
FREE THROWS MADE	27	at Wyoming (01/14/17)
FREE THROW ATTEMPTS	40	at New Mexico (01/07/17)
FREE THROW PERCENTAGE	1.000 (5-5)	PACIFIC (11/29/16)
REBOUNDS	48	UC IRVINE (12/14/16)
ASSISTS	21	at Saint Mary's (CA) (11/11/16)
STEALS	10	AIR FORCE (01/18/17)
	10	vs Towson (12/21/16)
BLOCKED SHOTS	8	at New Mexico (01/07/17)
TURNOVERS	20	OREGON STATE (11/18/16)
FOULS	30	at Wyoming (01/14/17)

### Opponent Lows

POINTS	55	SAN JOSÉ STATE (12/28/16)
FIELD GOALS MADE	19	SAN JOSÉ STATE (12/28/16)
FIELD GOAL ATTEMPTS	51	FRESNO STATE (01/21/17)
FIELD GOAL PERCENTAGE	.292 (19-65)	SAN JOSÉ STATE (12/28/16)
3 PT FIELD GOALS MADE	1	OREGON STATE (11/18/16)
3 PT FG ATTEMPTS	11	OREGON STATE (11/18/16)
	11	FRESNO STATE (01/21/17)
3 PT FG PERCENTAGE	.091 (1-11)	OREGON STATE (11/18/16)
FREE THROWS MADE	3	OREGON STATE (11/18/16)
FREE THROW ATTEMPTS	5	PACIFIC (11/29/16)
FREE THROW PERCENTAGE	.429 (3-7)	OREGON STATE (11/18/16)
REBOUNDS	28	LOYOLA MARYMOUNT (11/14/16)
ASSISTS	4	vs Towson (12/21/16)
STEALS	2	at Boise State (01/25/17)
BLOCKED SHOTS	0	at Saint Mary's (CA) (11/11/16)
	0	LOYOLA MARYMOUNT (11/14/16)
	0	IONA (11/20/16)
	0	vs Iona (11/26/16)
	0	PACIFIC (11/29/16)
	0	at Bradley (12/03/16)
TURNOVERS	5	vs Santa Barbara (12/22/16)
	5	at New Mexico (01/07/17)
FOULS	15	at Fresno State (12/31/16)

### Nevada Player Highs

Points	45	CAROLINE, Jordan at New Mexico (01/07/17)
	32	MARSHALL, Marcus at Wyoming (01/14/17)
	32	MARSHALL, Marcus at Washington (12/11/16)
Field Goals Made	17	CAROLINE, Jordan at New Mexico (01/07/17)
Field Goal Att.	29	CAROLINE, Jordan at New Mexico (01/07/17)
FG Pct (min 5 made)	.875 (7-8)	FOSTER, Elijah vs Loyola Marymount (11/14/16)
3-Point FG Made	7	MARSHALL, Marcus vs Santa Barbara (12/22/16)
3-Point FG Att.	14	MARSHALL, Marcus vs Santa Barbara (12/22/16)
3-Pt FG Pct (min 5 made)	.833 (5-6)	FENNER, D.J. at Bradley (12/03/16)
Free Throws Made	14	MARSHALL, Marcus at Wyoming (01/14/17)
Free Throw Att.	16	CAROLINE, Jordan at Bradley (12/03/16)
FT Pct (min 7 made)	1.000 (7-7)	FENNER, D.J. at Washington (12/11/16)
	1.000 (7-7)	MARSHALL, Marcus at Washington (12/11/16)
Rebounds	16	OLIVER, Cameron at Wyoming (01/14/17)
Assists	9	RAMSEY, Devearl at New Mexico (01/07/17)
	9	DREW, Lindsey vs Oakland (11/23/16)
	9	MARSHALL, Marcus vs Oregon State (11/18/16)
Steals	4	HALL, Josh vs Towson (12/21/16)
	4	MARSHALL, Marcus vs Oregon State (11/18/16)
Blocked Shots	5	OLIVER, Cameron at New Mexico (01/07/17)
	5	OLIVER, Cameron vs Pacific (11/29/16)
	5	OLIVER, Cameron vs Buffalo (11/25/16)
	5	OLIVER, Cameron at Saint Mary's (CA) (11/11/16)
Turnovers	6	OLIVER, Cameron at Wyoming (01/14/17)

### Opponent Player Highs

Points	33	Landale, Jock at Saint Mary's (CA) (11/11/16)
	30	HEMSLEY, Jeremy vs San Diego State (01/04/17)
	29	Washington, Jordan vs Iona (11/20/16)
Field Goals Made	15	Landale, Jock at Saint Mary's (CA) (11/11/16)
Field Goal Att.	25	HEMSLEY, Jeremy vs San Diego State (01/04/17)
FG Pct (min 5 made)	.833 (5-6)	BLACKMON, Jarriess vs Santa Barbara (12/22/16)
	.833 (5-6)	Kennell, Nate at Bradley (12/03/16)
3-Point FG Made	6	HEMSLEY, Jeremy vs San Diego State (01/04/17)
	6	Cassell Jr., Sam vs Iona (11/26/16)
3-Point FG Att.	12	HEMSLEY, Jeremy vs San Diego State (01/04/17)
	12	VINCENT, Gabe vs Santa Barbara (12/22/16)
3-Pt FG Pct (min 5 made)	.600 (6-10)	Cassell Jr., Sam vs Iona (11/26/16)
Free Throws Made	10	Morman, Deshaun vs Towson (12/21/16)
Free Throw Att.	13	Washington, Jordan vs Iona (11/20/16)
FT Pct (min 7 made)	1.000 (8-8)	VAN, Jacob vs Air Force (01/18/17)
Rebounds	14	Rutherford, Tommy vs UC Irvine (12/14/16)
Assists	9	Dorsey-Walker, S. vs Oakland (11/23/16)
Steals	4	LYONS, Trevor vs Air Force (01/18/17)
	4	Martin, Zane vs Towson (12/21/16)
Blocked Shots	5	WILLIAMS, Tim at New Mexico (01/07/17)
Turnovers	6	HUTCHISON, Chandler at Boise State (01/25/17)
	6	HOPKINS, Jaron vs Fresno State (01/21/17)
	6	DALTON, Hayden at Wyoming (01/14/17)



## GAME-BY-GAME COMPARISON

Opponent	1st	2nd	Score	Mar	Total FG	FG Pct	3-Pointers	3FG Pct	Free Throws	FT Pct	Rebounds	Assist	T/Over	Block	Steal	Fouls	
Saint Mary's (CA)	29/42	34/39	63-81	(18)	22-47/33-55	.468/.600	5-17/5-13	.294/.385	14-24/10-15	.583/.667	23/32	(9)	14/21	8/6	5/0	3/3	19/20
	35/26	44/38	79-64	+15	27-48/27-64	.563/.422	6-17/5-18	.353/.278	19-25/5-11	.760/.455	34/28	+6	19/13	16/12	5/0	5/9	17/22
	48/25	35/33	83-58	+25	28-58/27-59	.483/.458	7-24/1-11	.292/.091	20-29/3-7	.690/.429	37/32	+5	19/16	15/20	1/3	11/7	17/24
OREGON STATE	34/44	57/32	91-76	+15	30-60/29-71	.500/.408	7-18/6-29	.389/.207	24-34/12-18	.706/.667	42/41	+1	18/13	8/10	6/0	7/5	17/27
IONA	28/44	54/34	82-78	+4	27-60/30-64	.450/.469	11-20/5-20	.550/.250	17-23/13-20	.739/.650	37/37	-	21/18	12/13	2/2	5/4	21/18
Oakland	30/33	37/29	67-62	+5	22-61/23-63	.361/.365	11-32/4-17	.344/.235	12-16/12-16	.750/.750	40/40	-	16/14	13/11	7/1	4/7	12/17
Buffalo	30/35	43/40	73-75	(2)	24-65/27-58	.369/.466	8-28/13-27	.286/.481	17-23/8-12	.739/.667	41/34	+7	18/18	8/13	6/0	5/3	12/21
Iona	31/26	46/41	77-67	+10	22-52/27-71	.423/.380	11-25/8-22	.440/.364	22-30/5-5	.733/.1000	37/41	(4)	16/11	12/11	8/0	1/5	11/26
PACIFIC	46/26	45/43	91-69	+22	30-54/27-62	.556/.435	11-23/6-20	.478/.300	20-33/9-11	.606/.818	39/30	+9	19/10	12/14	5/0	5/6	15/27
Bradley	46/41	41/44	87-85	+2	29-64/32-57	.453/.561	7-23/10-18	.304/.556	22-29/11-14	.759/.786	34/30	+4	11/16	13/13	5/6	4/9	15/25
Washington	42/36	34/33	76-69	+7	25-63/29-69	.397/.420	13-25/5-23	.520/.217	13-25/6-10	.520/.600	40/48	(8)	19/15	8/11	4/6	6/7	12/24
UC IRVINE	42/36	39/36	81-72	+9	24-49/25-62	.490/.403	10-20/2-17	.500/.118	23-30/20-24	.767/.833	36/30	+6	11/4	17/8	4/3	4/10	17/24
Towson	38/39	29/27	67-66	+1	22-54/26-71	.407/.366	9-22/8-25	.409/.320	14-31/6-8	.452/.750	46/40	+6	12/12	9/5	4/4	2/6	10/19
Santa Barbara	40/29	40/26	80-55	+25	26-55/19-65	.473/.292	6-16/2-21	.375/.095	22-32/15-23	.688/.652	50/35	+15	15/6	12/6	5/2	2/4	22/26
SAN JOSE STATE	32/33	44/44	76-77	(1)	26-60/30-69	.433/.435	13-31/4-15	.419/.267	11-13/13-27	.846/.481	39/43	(4)	12/12	17/8	6/5	4/9	18/15
Fresno State	35/31	37/38	72-69	+3	26-65/26-67	.400/.388	9-28/13-35	.321/.371	11-16/4-6	.688/.667	46/34	+12	14/15	8/7	6/3	3/4	12/16
SAN DIEGO STATE	31/44	63/50	105-104	+1	36-75/36-73	.480/.493	15-32/6-17	.469/.353	18-27/26-40	.667/.650	47/39	+8	25/16	12/5	9/8	2/7	30/23
New Mexico	39/31	50/43	89-74	+15	26-64/20-61	.406/.328	6-21/7-33	.286/.212	31-37/27-34	.838/.794	49/36	+13	11/10	15/15	3/5	7/7	23/30
Wyoming	42/27	41/49	83-76	+7	30-55/25-58	.545/.431	10-27/9-28	.370/.321	13-22/17-19	.591/.895	27/37	(10)	22/18	13/18	4/2	6/10	15/22
AIR FORCE	26/39	50/42	76-81	(5)	27-58/28-51	.466/.549	8-21/5-11	.381/.455	14-19/20-25	.737/.800	22/35	(13)	16/11	8/15	4/2	7/3	21/20
FRESNO STATE	37/32	39/25	76-57	+19	26-63/20-57	.413/.351	9-27/6-24	.333/.250	15-18/11-14	.833/.786	40/37	+3	14/12	7/13	8/2	6/2	13/16

Note: Game totals are displayed in the format TEAM/OPPONENT for each category



# 2016-17 NEVADA WOLF PACK MEN'S BASKETBALL — GAME NOTES



## POINTS REBOUNDS ASSISTS

Opponent	Date	Score		00	01	02	04	14	15	20
				OLIVER,CAM	MARSHALL,M	KING,J,LE	RAMSEY,DEV	DREW,LINDS	FENNER,DJ	CUNNINGHAM
at Saint Mary's (CA)	11/11/16	63-81	L	13-4-2	25-3-4	0-0-0	0-1-0	0-3-4	12-0-2	DNP
LOYOLA MARYMOUNT	11/14/16	79-64	w	14-1-1	18-1-3	0-0-0	2-2-4	7-2-7	12-5-2	DNP
OREGON STATE	11/18/16	83-58	w	24-7-1	11-1-9	6-3-1	DNP	2-0-2	17-5-2	0-0-0
IONA	11/20/16	91-76	w	22-6-2	20-2-5	0-0-0	0-0-0	11-9-6	2-1-1	DNP
vs Oakland	11/23/16	82-78	w	22-8-6	25-3-1	DNP	0-0-0	7-5-9	8-1-0	DNP
vs Buffalo	11/25/16	67-62	w	12-12-2	23-2-2	DNP	0-0-1	11-6-8	4-2-0	DNP
vs Iona	11/26/16	73-75	L	10-5-4	21-4-1	0-0-0	0-1-1	2-8-8	18-4-0	0-0-0
PACIFIC	11/29/16	77-67	w	17-8-4	17-0-6	6-4-1	0-0-0	9-5-2	11-4-0	DNP
at Bradley	12/03/16	91-69	w	8-8-1	12-1-1	12-4-1	DNP	11-14-8	21-6-3	DNP
at Washington	12/11/16	87-85	w	18-4-1	32-3-4	3-6-0	DNP	2-2-4	20-5-1	DNP
UC IRVINE	12/14/16	76-69	w	18-9-1	17-3-3	2-5-0	DNP	12-1-6	10-4-3	DNP
vs Towson	12/21/16	81-72	w	17-13-0	17-2-2	8-4-3	0-1-0	0-2-2	10-1-2	DNP
vs Santa Barbara	12/22/16	67-66	w	9-6-3	25-4-1	0-0-1	0-1-2	7-10-4	6-3-0	DNP
SAN JOSÉ STATE	12/28/16	80-55	w	9-10-2	25-3-2	13-12-0	4-3-2	0-2-4	14-5-3	0-0-0
at Fresno State	12/31/16	76-77	L	11-7-0	26-3-1	8-5-2	0-1-0	5-3-7	18-4-1	DNP
SAN DIEGO STATE	01/04/17	72-69	w	17-11-3	12-5-4	0-1-0	0-5-0	7-6-6	17-4-0	DNP
at New Mexico	01/07/17	105-104	w	13-9-3	26-3-1	0-2-1	5-4-9	4-3-4	9-7-6	DNP
at Wyoming	01/14/17	89-74	w	13-16-1	32-2-4	0-1-0	3-1-0	14-9-2	15-2-2	DNP
AIR FORCE	01/18/17	83-76	w	10-5-2	25-3-4	0-0-1	0-1-3	9-4-8	30-5-2	DNP
FRESNO STATE	01/21/17	76-81	L	8-3-2	25-2-6	0-0-0	2-0-0	13-3-6	18-3-0	DNP

Opponent	Date	Score		22	23	24	31	33	34
				KYLE,DAVID	TOOLEY,CHA	CAROLINE,J	WEAVER,COL	HALL,JOSH	CARLSON,JO
at Saint Mary's (CA)	11/11/16	63-81	L	DNP	0-0-0	9-8-1	DNP	0-0-0	DNP
LOYOLA MARYMOUNT	11/14/16	79-64	w	DNP	DNP	8-7-1	0-1-0	0-1-0	DNP
OREGON STATE	11/18/16	83-58	w	0-0-0	0-0-0	12-12-4	0-0-0	3-2-0	DNP
IONA	11/20/16	91-76	w	DNP	0-0-0	15-13-3	DNP	DNP	DNP
vs Oakland	11/23/16	82-78	w	DNP	DNP	10-10-2	DNP	0-0-0	DNP
vs Buffalo	11/25/16	67-62	w	DNP	DNP	7-5-1	DNP	0-1-1	DNP
vs Iona	11/26/16	73-75	L	DNP	DNP	9-8-4	0-0-0	0-0-0	DNP
PACIFIC	11/29/16	77-67	w	DNP	DNP	9-10-2	DNP	8-3-1	DNP
at Bradley	12/03/16	91-69	w	DNP	0-0-0	23-5-4	DNP	4-1-1	DNP
at Washington	12/11/16	87-85	w	DNP	DNP	12-9-1	DNP	0-0-0	DNP
UC IRVINE	12/14/16	76-69	w	0-0-0	DNP	15-13-5	DNP	2-3-1	DNP
vs Towson	12/21/16	81-72	w	DNP	DNP	14-9-1	DNP	15-2-1	DNP
vs Santa Barbara	12/22/16	67-66	w	DNP	DNP	20-12-1	DNP	0-0-0	DNP
SAN JOSÉ STATE	12/28/16	80-55	w	DNP	0-1-0	13-8-2	DNP	2-3-0	0-2-0
at Fresno State	12/31/16	76-77	L	DNP	DNP	8-13-1	DNP	DNP	DNP
SAN DIEGO STATE	01/04/17	72-69	w	DNP	DNP	19-11-1	DNP	DNP	DNP
at New Mexico	01/07/17	105-104	w	DNP	3-0-0	45-13-1	DNP	DNP	0-1-0
at Wyoming	01/14/17	89-74	w	DNP	0-2-0	12-15-2	DNP	DNP	0-0-0
AIR FORCE	01/18/17	83-76	w	DNP	DNP	9-8-2	DNP	DNP	DNP
FRESNO STATE	01/21/17	76-81	L	DNP	0-0-0	10-3-2	DNP	0-0-0	0-3-0



# 2016-17 NEVADA WOLF PACK MEN'S BASKETBALL — GAME NOTES



GM	EXH	San Francisco State	32	26	55
		Nevada	33	55	88

## San Francisco State 58

#	Player	Total		3-Ptr		Rebounds			PF	TP	A	TO	Blk	Stl	Min
		FG	FGA	FG	FGA	FT	FTA	Off Def Tot							
23	Ugbaja, Chiefy	f	2-7	0-0	1-2	4	3	7	4	5	2	1	0	2	20
24	Kahlon, AJ	c	1-4	0-0	0-0	2	4	6	2	2	1	0	2	1	22
01	Jackson, Warren	g	6-12	1-2	2-3	1	0	1	3	15	2	3	0	1	31
12	Calcaterra, Nick	g	4-9	3-4	1-2	0	1	1	3	12	1	2	0	2	22
13	U'u, Parker	g	4-13	2-6	1-4	2	4	6	1	11	1	3	0	1	28
05	Douglas, Josh		0-0	0-0	0-0	1	1	1	3	0	1	0	0	0	10
15	Hakim, Israel		2-4	0-0	3-8	0	2	2	1	7	0	2	0	1	16
22	Brown, Derrick		0-0	0-0	0-0	0	0	0	3	0	0	2	0	0	7
32	Wickliffe, Jase		0-3	0-0	0-0	0	1	1	1	0	0	1	0	0	12
33	Kahlon, Jash		1-5	0-1	0-0	3	4	7	4	2	3	2	0	1	20
44	Williams, Ryne		2-4	0-0	0-0	1	1	2	2	4	1	0	2	1	12
	Team					2	3	5							
Totals			22-61	6-13	8-19	15	24	39	27	58	12	16	4	10	200

FG % 1st Half: 11-31 35.5% 2nd half: 11-30 36.7% Game: 22-61 36.1%  
3FG % 1st Half: 4-6 66.7% 2nd half: 2-7 28.6% Game: 6-13 46.2%  
FT % 1st Half: 6-13 46.2% 2nd half: 2-6 33.3% Game: 8-19 42.1%

Deadball  
Rebounds  
5

## Nevada 88

#	Player	Total		3-Ptr		Rebounds			PF	TP	A	TO	Blk	Stl	Min
		FG	FGA	FG	FGA	FT	FTA	Off Def Tot							
00	OLIVER, Cameron	f	9-12	2-3	1-5	2	5	7	2	21	1	3	1	2	22
15	FENNER, D.J.	f	3-7	2-3	2-2	1	3	4	3	10	3	1	1	1	22
24	CAROLINE, Jordan	f	1-8	0-2	2-3	4	5	9	1	4	0	1	1	0	23
01	MARSHALL, Marcus	g	3-7	2-5	0-1	2	3	5	3	8	2	1	0	1	20
14	DREW, Lindsey	g	0-2	0-1	0-0	1	1	2	0	0	7	1	2	2	26
02	KING II, Leland		0-3	0-3	7-8	2	4	6	2	7	2	2	2	1	19
04	RAMSEY, Deveal		4-10	2-6	2-2	1	2	3	12	4	4	0	2	2	21
12	FOSTER, Elijah		6-6	0-0	0-1	1	4	5	2	12	2	1	0	0	12
20	CUNNINGHAM, David		0-0	0-0	0-0	0	0	0	0	0	0	0	0	0	3
22	KYLE, David		0-0	0-0	0-0	0	0	0	0	0	0	0	0	0	2
32	TOOLEY, Charlie		2-3	2-3	0-0	0	0	0	1	6	0	0	0	0	6
31	WEAVER, Collin		1-3	1-3	0-0	0	0	0	1	3	1	0	0	0	9
33	HALL, Josh		1-4	0-1	3-5	4	2	6	2	5	2	1	0	0	15
	Team					2	1	3							
Totals			30-65	11-30	17-27	20	30	50	20	88	24	15	7	9	200

FG % 1st Half: 10-29 34.5% 2nd half: 20-36 55.6% Game: 30-65 46.2%  
3FG % 1st Half: 3-12 25.0% 2nd half: 8-18 44.4% Game: 11-30 36.7%  
FT % 1st Half: 10-14 71.4% 2nd half: 7-13 53.8% Game: 17-27 63.0%

Deadball  
Rebounds  
1

Officials: Tony Padilla, Shawn Leighigh, John Paul Guerrero  
Technical fouls: San Francisco State-None. Nevada-None.  
Attendance: 4120

Score by periods	1st	2nd	Total
San Francisco State	32	26	58
Nevada	33	55	88

Points	In	Off	2nd	Fast
SFSU	Paint	T/O	Chance	Break
NV	28	15	13	12
	24	23	15	16
				45

Last FG - SFSU 2nd-01:11, NV 2nd-00:19.  
Largest lead - SFSU None, NV by 30 2nd-00:19.

Score tied - 0 times.  
Lead changed - 0 times.

GM	2	Loyola Marymount	26	38	64
		Nevada	35	44	79

## Loyola Marymount 64 • 1-1

#	Player	Total		3-Ptr		Rebounds			PF	TP	A	TO	Blk	Stl	Min
		FG	FGA	FG	FGA	FT	FTA	Off Def Tot							
12	HANEY, Steven	f	4-8	1-4	0-0	0	1	1	1	9	0	1	0	0	21
24	JOHNSON, Shamar	f	4-4	0-0	2-6	0	0	1	1	5	10	2	1	0	18
15	JOVANOVIC, Stefan	c	1-8	0-2	0-0	3	2	5	4	2	0	2	0	1	21
10	BROWN, Brandon	g	4-12	3-5	2-2	1	0	1	0	13	5	1	0	1	31
22	TUACH, Buay	g	5-10	1-3	0-0	2	2	4	3	11	1	0	0	2	25
02	AMAYO, Kelvin		6-11	0-1	1-2	1	7	8	3	13	1	1	0	1	22
03	TUTU, Munis		1-4	0-1	0-0	0	0	0	1	2	2	1	0	1	15
11	HERMAN, Petr		0-1	0-0	0-0	1	1	2	0	1	2	0	0	0	9
14	MARKUSSON, Mattias		2-2	0-0	0-1	1	1	2	3	4	0	2	0	2	20
25	McCLENDON, Jeffery		0-4	0-2	0-0	0	0	0	2	0	1	1	0	0	18
	Team					2	2	4							
Totals			27-64	5-18	5-11	11	17	28	22	64	13	12	0	9	200

FG % 1st Half: 12-30 40.0% 2nd half: 15-34 44.1% Game: 27-64 42.2%  
3FG % 1st Half: 2-9 22.2% 2nd half: 3-9 33.3% Game: 5-18 27.8%  
FT % 1st Half: 0-1 0.0% 2nd half: 5-10 50.0% Game: 5-11 45.5%

Deadball  
Rebounds  
3,2

## Nevada 79 • 1-1

#	Player	Total		3-Ptr		Rebounds			PF	TP	A	TO	Blk	Stl	Min
		FG	FGA	FG	FGA	FT	FTA	Off Def Tot							
00	OLIVER, Cameron	f	5-9	1-2	3-5	0	1	1	4	14	1	1	1	1	17
12	FOSTER, Elijah	f	7-8	0-0	4-5	2	8	10	3	18	1	3	0	0	38
24	CAROLINE, Jordan	f	2-4	0-0	4-5	1	6	7	3	8	1	4	1	2	24
01	MARSHALL, Marcus	g	6-15	4-10	2-2	0	1	1	2	18	3	1	0	0	39
04	RAMSEY, Deveal	g	1-2	0-1	0-0	1	1	2	1	2	4	1	0	0	21
02	KING II, Leland		0-1	0-0	0-0	0	0	0	0	0	0	0	0	0	3
14	DREW, Lindsey		2-2	0-0	3-4	1	1	2	1	7	7	3	2	2	31
15	FENNER, D.J.		4-5	1-2	3-4	0	5	5	3	12	2	2	1	0	19
31	WEAVER, Collin		0-2	0-2	0-0	0	1	1	0	0	0	0	0	0	6
33	HALL, Josh		0-0	0-0	0-0	1	0	1	0	0	0	1	0	0	2
	Team					0	4	4							
Totals			27-48	6-17	19-25	6	28	34	17	79	19	16	5	5	200

FG % 1st Half: 12-25 48.0% 2nd half: 15-23 65.2% Game: 27-48 56.3%  
3FG % 1st Half: 2-8 25.0% 2nd half: 4-9 44.4% Game: 6-17 35.3%  
FT % 1st Half: 9-13 69.2% 2nd half: 10-12 83.3% Game: 19-25 76.0%

Deadball  
Rebounds  
2,1

Officials: Tom O'Neill, Keith Kimball, Rick Batsell  
Technical fouls: Loyola Marymount-TUTU, Munis. Nevada-FENNER, D.J.; FOSTER, Elijah.  
Attendance: 6176

Score by periods	1st	2nd	Total
Loyola Marymount	26	38	64
Nevada	35	44	79

Points	In	Off	2nd	Fast
LMU	Paint	T/O	Chance	Break
NV	42	13	11	17
	28	22	11	12
				19

Last FG - LMU 2nd-00:20, NV 2nd-01:24.  
Largest lead - LMU None, NV by 17 1st-06:02.  
LMU led for 00:00. NV led for 39:15. Game was tied for 00:45.

Score tied - 0 times.  
Lead changed - 0 times.

GM	1	Nevada	29	34	63
		No. 17 Saint Mary's	42	39	81

## Nevada 63 • 0-1

#	Player	Total		3-Ptr		Rebounds			PF	TP	A	TO	Blk	Stl	Min
		FG	FGA	FG	FGA	FT	FTA	Off Def Tot							
00	OLIVER, Cameron	*	5-8	1-2	2-3	0	4	4	5	13	2	4	5	1	29
01	MARSHALL, Marcus	*	8-20	4-12	5-6	2	1	3	1	25	4	0	0	0	36
12	FOSTER, Elijah	*	2-3	0-0	0-0	1	3	4	4	1	0	0	0	0	22
14	DREW, Lindsey	*	0-0	0-0	0-0	1	2	3	2	0	4	1	0	0	31
15	FENNER, D.J.	*	5-8	0-0	2-3	0	0	0	4	12	2	2	0	0	33
02	KING II, Leland	*	0-0	0-0	0-0	0	0	0	0	0	0	1	0	0	3
04	RAMSEY, Deveal	*	0-2	0-1	0-0	0	1	1	1	0	0	0	0	0	11
23	TOOLEY, Charlie	*	0-0	0-0	0-0	0	0	0	0	0	0	0	0	0	1
24	CAROLINE, Jordan	*	2-6	0-2	5-12	3	5	8	2	9	1	0	0	2	33
33	HALL, Josh	*	0-0	0-0	0-0	0	0	0	0	0	0	0	0	0	1
	Team					0	0	0							
Totals			22-47	5-17	14-24	7	16	23	19	63	14	8	5	3	200

FG % 1st Half: 10-24 41.7% 2nd half: 12-23 52.2% Game: 22-47 46.8%  
3FG % 1st Half: 2-9 22.2% 2nd half: 3-8 37.5% Game: 5-17 29.4%  
FT % 1st Half: 7-12 58.3% 2nd half: 7-12 58.3% Game: 14-24 58.3%

Deadball  
Rebounds  
6

## Saint Mary's (CA) 81 • 1-0

#	Player	Total		3-Ptr		Rebounds			PF	TP	A	TO	Blk	Stl	Min
		FG	FGA	FG	FGA	FT	FTA	Off Def Tot							
24	Hermanson, Calvin	f	2-4	2-2	3-3	0	1	1	4	9	1	0	0	0	2





# 2016-17 NEVADA WOLF PACK MEN'S BASKETBALL — GAME NOTES



GM	4	Iona	44	32	76
		Nevada	34	57	91

## Iona 76 • 0-2

#	Player		Total	3-Ptr		Rebounds											
			FG	FGA	FT	FTA	Off	Def	Total	PF	TP	A	TO	Blk	Stl	Min	
02	Crawford, E.J.	f	4-7	3-5	1-1	1	7	8	4	12	2	2	0	0	0	26	
23	Washington, Jordan	f	11-14	0-0	7-13	5	8	13	4	29	0	2	0	0	0	22	
00	McGill, Rickey	g	2-6	0-2	0-0	0	0	0	5	4	4	0	0	2	32		
01	Cassell Jr., Sam	g	1-12	0-6	2-2	1	3	4	1	4	2	1	0	0	0	31	
10	Severe, Jon	g	5-12	1-5	2-2	1	3	4	3	13	0	2	0	1	1	27	
04	Casimir, Schadrac	g	1-3	0-2	0-0	0	0	0	1	2	0	0	0	0	1	11	
15	Much, Deyshonee	g	4-14	1-7	0-0	2	5	7	1	9	4	3	0	0	0	27	
20	Svandrik, Jan	g	1-2	1-2	0-0	1	0	1	1	3	0	0	0	0	0	9	
22	Bessick, Taylor	g	0-0	0-0	0-0	0	0	0	4	0	1	0	0	1	0	12	
44	Williams, Tyrell	g	0-1	0-0	0-0	1	1	2	3	0	0	0	0	0	0	3	
Team							1	1	2								
Totals			29-71	6-29	12-18	13	28	41	27	76	13	10	0	5	200		

FG % 1st Half: 17-38 44.7% 2nd half: 12-33 36.4% Game: 29-71 40.8% Deadball Rebounds 2  
3FG % 1st Half: 5-18 27.8% 2nd half: 1-11 9.1% Game: 6-29 20.7%  
FT % 1st Half: 5-5 100.0 2nd half: 7-13 53.8% Game: 12-18 66.7%

## Nevada 91 • 3-1

#	Player		Total			3-Ptr			Rebounds			PF	TP	A	TO	Blk	Stl	Min
			FG-FA	FGA	FT-FTA	FG-FA	FGA	FT-FTA	Off	Def	Tot							
00	OLIVER, Cameron	f	8-12	3-4	3-4	1	5	6	4	22	2	0	4	1	31			
12	FOSTER, Elijah	f	8-12	0-0	5-6	5	5	10	4	21	1	1	0	1	27			
24	CAROLINE, Jordan	f	5-9	0-1	5-9	2	11	13	1	15	3	3	1	2	39			
01	MARSHALL, Marcus	f	4-10	3-8	9-10	0	2	2	2	20	5	0	0	0	37			
14	DREW, Lindsey	g	4-10	1-3	2-4	1	8	9	2	11	6	2	1	2	33			
02	KING II, Leland	g	0-0	0-0	0-0	0	0	0	0	0	0	0	0	0	3			
04	RAMSEY, Deveal	g	0-2	0-0	0-1	0	0	0	1	0	0	0	0	0	5			
15	FENNER, D.J.	g	1-5	0-2	0-0	0	1	1	3	2	1	2	0	1	25			
23	TOOLEY, Charlie	g	0-0	0-0	0-0	0	0	0	0	0	0	0	0	0	0+			
Team								0	1	1								
Totals			30-60	7-18	24-34	9	33	42	17	91	18	8	6	7	200			

FG % 1st Half: 14-34 41.2% 2nd half: 16-26 61.5% Game: 30-60 50.0% Deadball Rebounds 3  
3FG % 1st Half: 2-9 22.2% 2nd half: 5-9 55.6% Game: 7-18 38.9%  
FT % 1st Half: 4-9 44.4% 2nd half: 20-25 80.0% Game: 24-34 70.6%

Officials: Dick Cartmell, Deldre Carr, Deron White  
Technical fouls: Iona-McGill, Rickey, Nevada-FOSTER, Elijah.  
Attendance: 6375

Score by periods	1st	2nd	Total
Iona	44	32	76
Nevada	34	57	91

Last FG - ION 2nd-01:11, NV 2nd-00:40.  
Largest lead - ION by 14 1st-02:39, NV by 15 2nd-00:02.  
ION led for 25:54, NV led for 13:38. Game was tied for 00:28.

Score tied - 1 time.  
Lead changed - 5 times.

Points	In	Off	2nd	Fast	Bench
ION	32	14	12	13	14
NV	38	12	11	23	2

GM	6	Buffalo	33	29	62
		Nevada	30	37	67

## Buffalo 62 • 3-2

#	Player	Total			3-Ptr			Rebounds			PF	TP	A	TO	Blk	Stl	Min
		FG-FGA	FG-FGA	FT-FTA	FG-FGA	FG-FGA	FT-FTA	Off	Def	Tot							
00	Hamilton,Blake	f	3-18	1-6	7-8	1	7	8	1	14	4	2	0	2	36		
33	Perkins,Nick	f	4-15	1-6	0-0	5	4	9	3	9	0	2	0	0	30		
34	Smart,Ikenna	f	4-5	0-0	2-2	2	5	7	1	10	0	2	1	0	21		
02	Conner,Willie	g	4-10	1-4	3-6	0	1	1	1	12	1	0	0	1	37		
22	Caruthers,Dontay	g	3-3	1-1	0-0	0	3	3	3	7	2	1	0	2	33		
01	Jones,James	g	0-2	0-0	0-0	0	0	0	1	0	0	0	0	0	4		
03	Jordan,Davonta	g	0-4	0-0	0-0	0	4	4	2	0	7	2	0	1	18		
04	Kadiri,David	g	2-3	0-0	0-0	2	2	4	2	4	0	1	0	0	12		
31	Johnson,Raheem	g	3-3	0-0	0-0	2	1	3	3	6	0	1	0	1	9		
Team								0	1	1							
Totals			23-63	4-17	12-16	12	28	40	17	62	14	11	1	7	200		

FG % 1st Half: 12-33 36.4% 2nd half: 11-30 36.7% Game: 23-63 36.5% Deadball Rebounds 3,2  
3FG % 1st Half: 2-10 20.0% 2nd half: 2-7 28.6% Game: 4-17 23.5%  
FT % 1st Half: 7-8 87.5% 2nd half: 5-8 62.5% Game: 12-16 75.0%

## Nevada 67 • 5-1

#	Player		Total		3-Ptr		Rebounds			PF	TP	A	TO	Blk	Stl	Min
			FG-FGA	FG-FGA	FT-FTA	Off	Def	Tot								
00	OLIVER, Cameron	f	4-13	2-8	2-3	3	9	12	3	12	2	1	5	1	33	
24	CAROLINE, Jordan	f	2-6	2-3	1-3	2	3	5	2	7	1	4	1	0	35	
42	Foster,Elijah	f	5-12	0-0	0-0	2	4	6	2	10	1	0	0	0	38	
01	MARSHALL, Marcus	g	7-18	4-12	5-6	0	2	2	2	23	2	4	1	2	36	
14	DREW, Lindsey	g	4-8	3-6	0-0	1	5	6	2	11	8	3	0	1	36	
04	RAMSEY, Deveal		0-1	0-1	0-0	0	0	0	0	0	1	0	0	0	2	
15	FENNER, D.J.		0-2	0-1	4-4	1	1	2	1	4	0	1	0	0	16	
33	HALL, Josh		0-1	0-1	0-0	0	1	1	0	0	1	0	0	0	4	
	Team						3	3	6							
Totals			22-61	11-32	12-16	12	28	40	12	67	16	13	7	4	200	

FG % 1st Half: 10-31 32.3% 2nd half: 12-30 40.0% Game: 22-61 36.1% Deadball Rebounds 1,1  
3FG % 1st Half: 3-12 25.0% 2nd half: 8-20 40.0% Game: 11-32 34.4%  
FT % 1st Half: 7-8 87.5% 2nd half: 5-8 62.5% Game: 12-16 75.0%

Officials: Tim Gattis, Steve Somers, Mark Cook  
Technical fouls: Buffalo-None. Nevada-None.  
Attendance: 2723  
Game 7: GCI Great Alaska Shootout (semifinal #1)  
GCI Player of the Game: M. Marshall (Nev)

Score by periods	1st	2nd	Total
Buffalo	33	29	62
Nevada	30	37	67

Last FG - BUFFALO 2nd-04:00, NV 2nd-05:18.  
Largest lead - BUFFALO by 5 2nd-12:30, NV by 9 1st-12:56.  
BUFFALO led for 17:15, NV led for 20:15. Game was tied for 02:30.

Score tied - 6 times.  
Lead changed - 6 times.

Points	In	Off	2nd	Fast	Bench
BUFFALO	38	17	8	8	10
NV	30	8	5	2	4

GM	5	Oakland	44	34	78
		Nevada	28	54	82

## Oakland 78 • 4-1

#	Player	Total			3-Ptr		Rebounds			PF	TP	A	TO	Blk	Stl	Min
		FG-FGA	FG-FGA	FT-FTA	Off	Def	Tot									
04	Hayes,Jalen	f	6-13	0-1	1-4	2	7	9	3	13	3	2	0	0	38	
10	Brock,Isaiah	f	5-7	0-0	0-0	5	6	11	3	10	1	1	1	1	33	
05	Clark,Stevie	g	0-4	0-2	0-0	0	4	4	4	0	2	1	0	0	13	
30	Dorsey-Walker,S.	g	8-17	1-5	6-9	0	4	4	1	23	9	1	0	2	38	
35	Walker,Martez	g	6-14	2-7	3-4	1	0	1	3	17	1	1	1	0	39	
02	Daniels,Nick	g	2-3	1-2	0-0	0	1	1	0	5	1	2	0	0	16	
11	Neely,Brailen	g	0-0	0-0	0-0	0	0	0	1	0	0	0	0	0	0+	
13	Brechtling,Brad	g	1-1	0-0	1-1	0	1	1	0	3	0	2	0	0	4	
14	Hill-Mais,Xavier	g	0-1	0-0	0-0	0	0	0	3	0	1	2	0	0	5	
15	Palombizio,Chris	g	1-1	1-1	0-0	1	0	1	0	3	0	1	0	1	8	
21	Cumberland,Jaevin	g	1-3	0-2	2-2	0	0	0	0	4	0	0	0	0	6	
Team						3	2	5								
Totals			30-64	5-20	13-20	12	25	37	18	78	18	13	2	4	200	

FG % 1st Half: 17-34 50.0% 2nd half: 13-30 43.3% Game: 30-64 46.9% Deadball Rebounds 4  
3FG % 1st Half: 4-13 30.8% 2nd half: 1-7 14.3% Game: 5-20 25.0%  
FT % 1st Half: 6-8 75.0% 2nd half: 7-12 58.3% Game: 13-20 65.0%

## Nevada 82 • 4-1

#	Player		Total		3-Ptr		Rebounds			PF	TP	A	TO	Blk	Stl	Min
			FG-FGA	FG-FGA	FT-FTA	FG-FGA	FG-FGA	FT-FTA	Off							
00	OLIVER, Cameron	f	7-18	3-4	5-6	5	3	8	4	22	6	2	1	0	37	
12	FOSTER, Elijah	f	4-6	0-0	2-2	2	5	7	4	10	3	3	0	2	39	
01	MARSHALL, Marcus	g	7-15	5-11	6-8	0	3	3	4	25	1	2	0	0	22	
14	DREW, Lindsey	g	3-9	1-3	0-0	0	5	5	2	7	9	1	1	2	37	
24	CAROLINE, Jordan	g	4-7	0-0	2-5	3	7	10	3	10	2	2	0	0	40+	
04	RAMSEY, Deveal	g	0-0	0-0	0-0	0	0	0	1	0	0	0	0	0	3	
15	FENNER, D.J.		2-5	2-2	2-2	1	0	1	3	8	0	2	0	1	20	
33	HALL, Josh		0-0	0-0	0-0	0	0	0	0	0	0	0	0	0	2	
	Team					2	1	3								
	Totals		27-60	11-20	17-23	13	24	37	21	82	21	12	2	5	200	



# 2016-17 NEVADA WOLF PACK MEN'S BASKETBALL — GAME NOTES



GM 8	Pacific Nevada	26	41	67
		31	46	77

## Pacific 67 • 2-3

#	Player	F	Total		3-Ptr		Rebounds			PF	TP	A	T	Blk	Stl	Min
			FG-FGA	FG-FGA	FT-FTA	FT-FTA	Off	Def	Tot							
04	VUKO, Tonko	f	5-7	0-0	0-0	0-0	3	4	7	1	10	0	0	0	1	30
35	ELERAKY, Sami	c	1-2	0-0	0-0	0-0	2	2	4	3	2	0	2	0	0	6
02	WALLACE, T.J.	g	4-8	2-3	2-2	0	1	1	2	12	4	2	0	0	0	37
22	BOWLES, Ray	g	8-21	3-8	3-3	2	5	7	4	22	2	4	0	0	2	34
24	TAYLOR, David	g	0-6	0-2	0-0	0	0	0	3	0	0	1	0	0	0	24
00	HAYNES, Maleke	g	0-0	0-0	0-0	0	1	1	1	0	2	0	0	0	1	10
05	TOWNES, Anthony	g	1-2	0-0	0-0	1	1	2	5	2	0	0	0	0	0	8
11	WILLIAMS, Jack	g	6-13	3-8	0-0	1	7	8	3	15	2	1	0	1	0	26
15	URSERY, D.J.	g	2-9	0-1	0-0	1	0	1	3	4	1	0	0	0	0	18
21	LAMPKIN, Jacob	g	0-3	0-0	0-0	2	2	4	1	0	0	0	0	0	0	6
30	SMITH, K.J.	g	0-0	0-0	0-0	0	0	0	0	0	0	1	0	0	0	1
Team							4	2	6							
Totals			27-71	8-22	5-5	16	25	41	26	67	11	11	0	5	5	200

FG % 1st Half: 11-35 31.4% 2nd half: 16-36 44.4% Game: 27-71 38.0%  
3FG % 1st Half: 2-9 22.2% 2nd half: 6-13 46.2% Game: 8-22 36.4%  
FT % 1st Half: 2-2 100.0 2nd half: 3-3 100.0 Game: 5-5 100.0

Deadball  
Rebounds  
0

## Nevada 77 • 6-2

#	Player	F	Total		3-Ptr		Rebounds			PF	TP	A	T	Blk	Stl	Min
			FG-FGA	FG-FGA	FT-FTA	FT-FTA	Off	Def	Tot							
00	OLIVER, Cameron	f	6-12	3-7	2-3	1	7	8	1	17	4	5	5	0	0	36
24	CAROLINE, Jordan	f	2-8	0-1	5-8	3	7	10	3	9	2	0	1	1	1	36
01	MARSHALL, Marcus	g	3-9	2-5	9-11	0	0	0	0	17	6	2	0	0	0	34
14	DREW, Lindsey	g	4-5	1-2	0-0	0	5	5	2	9	2	3	2	0	0	38
33	HALL, Josh	g	3-7	2-3	0-0	1	2	3	0	8	1	0	0	0	0	23
02	KING II, Leland	g	1-5	1-3	3-4	1	3	4	1	6	1	0	0	0	0	9
04	RAMSEY, Deveal	g	0-0	0-0	0-0	0	0	0	1	0	0	0	0	0	0	2
15	FENNER, D.J.	g	3-6	2-4	3-4	1	3	4	3	11	0	2	0	0	0	22
Team							2	1	3							
Totals			22-52	11-25	22-30	9	28	37	11	77	16	12	8	1	200	

FG % 1st Half: 10-27 37.0% 2nd half: 12-25 48.0% Game: 22-52 42.3%  
3FG % 1st Half: 5-13 38.5% 2nd half: 6-12 50.0% Game: 11-25 44.0%  
FT % 1st Half: 6-8 75.0% 2nd half: 16-22 72.7% Game: 22-30 73.3%

Deadball  
Rebounds  
4

Officials: John Higgins, Kipp Kissinger, Steve Olson

Technical fouls: Pacific-None. Nevada-None.

Attendance: 6920

Score by periods	1st	2nd	Total
Pacific	26	41	67
Nevada	31	46	77

Points	In	Off	2nd	Fast	Bench
PAC	32	15	13	8	21
NV	16	11	11	8	17

Last FG - PAC 2nd-00:38, NV 2nd-01:34.

Largest lead - PAC by 4 2nd-10:34, NV by 16 2nd-05:11.

PAC led for 08:26. NV led for 28:43. Game was tied for 02:51.

Score tied - 5 times.  
Lead changed - 7 times.

GM 10	Nevada Washington	46	41	87
		41	44	85

## Nevada 87 • 8-2

#	Player	F	Total		3-Ptr		Rebounds			PF	TP	A	T	Blk	Stl	Min
			FG-FGA	FG-FGA	FT-FTA	FT-FTA	Off	Def	Tot							
00	OLIVER, Cameron	f	5-11	2-5	6-8	1	3	4	4	18	1	2	3	0	0	28
24	CAROLINE, Jordan	f	5-11	1-2	1-5	6	3	9	1	12	1	5	0	2	0	36
01	MARSHALL, Marcus	g	11-24	3-12	7-7	0	3	3	2	32	4	1	0	0	0	37
14	DREW, Lindsey	g	1-2	0-0	0-0	2	0	2	2	2	4	4	2	0	0	39
33	HALL, Josh	g	0-1	0-0	0-0	0	0	0	1	0	0	1	0	0	0	7
02	KING II, Leland	g	1-2	0-0	1-2	4	2	6	3	3	0	0	0	0	0	17
15	FENNER, D.J.	g	6-13	1-4	7-7	1	4	5	2	20	1	0	0	2	0	36
Team							3	2	5							
Totals			29-64	7-23	22-29	17	17	34	15	87	11	13	5	4	200	

FG % 1st Half: 15-36 41.7% 2nd half: 14-28 50.0% Game: 29-64 45.3%  
3FG % 1st Half: 4-13 30.8% 2nd half: 3-10 30.0% Game: 7-23 30.4%  
FT % 1st Half: 12-18 66.7% 2nd half: 10-11 90.9% Game: 22-29 75.9%

Deadball  
Rebounds  
3.1

## Washington 85 • 4-5

#	Player	F	Total		3-Ptr		Rebounds			PF	TP	A	T	Blk	Stl	Min
			FG-FGA	FG-FGA	FT-FTA	FT-FTA	Off	Def	Tot							
04	Thybulle, Matisse	f	4-5	2-3	2-2	0	1	1	4	12	1	1	2	2	0	24
15	Dickerson, Noah	f	3-7	0-0	2-2	1	6	7	3	8	3	4	0	1	1	33
33	Timmins, Sam	f	3-3	0-0	1-2	2	2	4	3	7	0	4	0	0	1	12
01	Crisp, David	g	8-13	4-8	1-2	0	1	1	3	21	3	0	0	1	1	34
20	Fultz, Markelle	g	8-19	3-6	2-2	3	2	5	4	21	8	2	0	3	0	37
10	Dime, Malik	g	0-0	0-0	0-0	1	4	5	4	0	1	2	4	0	0	26
22	Green, Dominic	g	1-3	1-1	0-1	1	0	1	0	3	0	0	0	1	1	11
23	Johnson, Carlos	g	5-7	0-0	3-3	0	3	3	2	13	0	0	0	0	0	21
24	Duruisseau, Devenir	g	0-0	0-0	0-0	0	0	0	2	0	0	0	0	0	0	2
Team							0	3	3							
Totals			32-57	10-18	11-14	8	22	30	25	85	16	13	6	9	200	

FG % 1st Half: 16-28 57.1% 2nd half: 16-29 55.2% Game: 32-57 56.1%  
3FG % 1st Half: 6-10 60.0% 2nd half: 4-8 50.0% Game: 10-18 55.6%  
FT % 1st Half: 3-4 75.0% 2nd half: 8-10 80.0% Game: 11-14 78.6%

Deadball  
Rebounds  
2

Officials: Verne Harris, Tony Padilla, Randy McCall

Technical fouls: Nevada-None. Washington-None.

Attendance: 8171

Score by periods	1st	2nd	Total
Nevada	46	41	87
Washington	41	44	85

Points	In	Off	2nd	Fast	Bench
NV	26	21	19	2	23
UW	34	15	9	15	16

Last FG - NV 2nd-00:01, UW 2nd-02:07.

Largest lead - NV by 11 2nd-11:59, UW by 6 1st-14:06.

NV led for 20:57. UW led for 16:48. Game was tied for 02:04.

Score tied - 6 times.  
Lead changed - 9 times.

GM 9	Nevada Bradley	46	45	91
		26	43	69

## Nevada 91 • 7-2

#	Player		FG	Total	3-Ptr	FG	FTA	FT-FTA	Rebounds	Off	Def	Total	PF	TP	A	T	Blk	Stl	Min	
00	OLIVER, Cameron	f	2-8	1-3	3-5	3	5	8	2	8	1	3	3	1	1	1	1	26		
24	CAROLINE, Jordan	f	6-9	2-2	9-16	1	4	5	3	23	4	0	1	1	1	1	1	36		
01	MARSHALL, Marcus	g	4-7	2-4	2-2	0	1	1	3	12	1	1	0	0	0	0	27			
14	DREW, Lindsey	g	4-7	0-1	3-6	4	10	14	1	11	8	3	1	2	39					
33	HALL, Josh	g	2-3	0-1	0-0	0	1	1	0	4	1	2	0	0	0	0	18			
02	KING II, Leland	g	5-11	1-6	1-1	1	3	4	3	12	1	0	0	1	21					
15	FENNER, D.J.	g	7-9	5-6	2-3	2	4	6	3	21	3	3	0	0	29					
23	TOOLEY, Charlie	g	0-0	0-0	0-0	0	0	0	0	0	0	0	0	0	4					
Team						0	0	0												
Totals				30-54	11-23	20-33	11	28	39	15	91	19	12	5	5	200				

FG % 1st Half: 17-30 56.7% 2nd half: 13-24 54.2% Game: 30-54 55.6%  
3FG % 1st Half: 5-10 50.0% 2nd half: 6-13 46.2% Game: 11-23 47.8%  
FT % 1st Half: 7-12 58.3% 2nd half: 13-21 61.9% Game: 20-33 60.6%

Deadball  
Rebounds  
4

## Bradley 69 • 4-4

#	Player		Total		3-Ptr		Rebounds			PF	TP	A	T	Blk	Stl	Min
			FG-FGA	FG-FGA	FT-FTA	Off	Def	Tot								
13	van Bree, Luuk	f	2-4	1-3	0-0	0	1	1	5	5	0	1	0	0	9	
24	McGlaston, JoJo	f	1-9	0-3	0-0	1	5	6	3	2	2	2	0	0	20	
12	Bar, Koch	c	3-4	0-0	1-1	0	2	2	3	7	0	3	0	0	18	
03	Pittman, Antoine	g	3-5	2-2	3-5	1	0	1	3	11	2	2	0	1	24	
05	Brown, Darrell	g	1-6	0-1	0-0	0	0	0	0	2	2	1	0	0	24	
01	Thomas, Donte		2-6	0-0	0-0	1	1	2	0	4	0	0	0	1	10	
02	Suggs, Ronnie		3-4	0-0	1-1	2	2	4	0	7	0	0	0	0	6	
14	Hanley, Peter		1-1	0-0	0-0	0	0	0	0	2	0	0	0	0	4	
23	Lautier-Ogunleye, D.		5-12	3-7	2-2	2	5	7	3	15	0	1	0	1	23	
25	Kennell, Nate		5-6	0-1	2-2	0	2	2	2	12	0	0	0	0	23	
30	Barker, Callum		0-1	0-0	0-0	1	0	1	5	0	1	2	0	2	14	
34	Foster, Alex		0-0	0-0	0-0	0	0	0	3	0	1	1	0	0	5	
35	Hodgson, Jayden		1-4	0-3	0-0	0	1	1	0	2	2	1	0	1	20	
	Team					0	3	3								
	Totals		27-62	6-20	9-11	8	22	30	27	69	10	14	0	6	200	





# 2016-17 NEVADA WOLF PACK MEN'S BASKETBALL — GAME NOTES



GM 16	San Diego State	31	38	69
	Nevada	35	37	72

San Diego State 69 • 8-6 (0-2 MW)

#	Player	Total		3-Ptr		Rebounds			PF	TP	A	T	Blk	Stl	Min
		FG	FGA	FG	FGA	FT	FTA	Off Def Tot							
10	HOETZEL, Max	f	5-10	5-9	0-0	1	3	4	3	15	1	1	0	1	29
14	CHEATHAM, Zylan	f	3-9	0-3	0-0	4	4	8	2	6	6	3	1	0	32
03	KELL, Trey	g	1-12	1-6	0-0	0	6	6	5	3	1	0	0	0	32
04	ALLEN, Dakarai	g	2-5	0-2	2-2	1	3	4	2	6	2	2	0	2	31
42	HEMSLEY, Jeremy	g	12-25	6-12	0-0	0	3	3	0	30	5	0	0	0	33
11	WILLIAMS, D'Erryl	g	1-1	1-1	0-0	0	2	2	0	3	0	0	0	1	11
23	GILL-CAESAR, Montagu	g	1-4	0-2	1-2	2	2	0	0	3	0	0	0	0	15
45	IZUNDU, Valentine	g	1-1	0-0	1-2	2	2	0	4	3	0	1	2	0	17
	Team					0	3	3							
	Totals		26-67	13-35	4-6	8	26	34	16	69	15	7	3	4	200
FG % 1st Half: 12-35 34.3%		2nd half: 14-32 43.8%		Game: 26-67 38.8%		Deadball									
3FG % 1st Half: 5-18 27.8%		2nd half: 8-17 47.1%		Game: 13-35 37.1%		Rebounds									
FT % 1st Half: 2-2 100.0		2nd half: 2-4 50.0%		Game: 4-6 66.7%		1,2									

Nevada 72 • 13-3 (2-1 MW)

#	Player		Total	3-Ptr	Rebounds			PF	TP	A	T	Blk	Stl	Min
			FG	FGA	FT	FTA	Off Def Tot							
00	OLIVER, Cameron	f	7-18	2-8	1-3	3	8 11	1	17	3	3	2	0	40
24	CAROLINE, Jordan	f	6-14	1-2	6-9	8	3 11	3	19	1	2	0	2	37
01	MARSHALL, Marcus	g	4-11	2-7	2-2	0	5 5	3	12	4	0	0	0	35
14	DREW, Lindsey	g	3-6	1-4	0-0	1	5 6	1	7	6	0	4	1	36
15	FENNER, D.J.	g	6-12	3-4	2-2	0	4 4	3	17	0	2	0	0	31
02	KING II, Leland	g	0-2	0-2	0-0	0	1 1	0	0	1	0	0	0	3
04	RAMSEY, Devearl	g	0-2	0-1	0-0	0	5 5	1	0	0	0	0	0	18
Totals			26-65	9-28	11-16	14	32 46	12	72	14	8	6	3	200
FG % 1st Half: 12-31			38.7%	2nd half: 14-34	41.2%	Game: 26-65			40.0%	Deadball				
3FG % 1st Half: 5-16			31.3%	2nd half: 4-12	33.3%	Game: 9-28			32.1%	Rebounds				
FT % 1st Half: 6-9			66.7%	2nd half: 5-7	71.4%	Game: 11-16			68.8%	2,2				

Officials: Randy McCall, Tommy Nunez, Shawn Lehigh  
Technical fouls: San Diego State-None. Nevada-None.  
Attendance: 8461  
6:15 first half, flagrant 1 on Fenner (Nevada)

Score by periods	1st	2nd	Total
San Diego State	31	38	69
Nevada	35	37	72

Points	In	Off	2nd	Fast
SDSU	Paint	T/O	Chance	Break
NV	22	6	12	5
	24	2	23	9

Last FG - SDSU 2nd-00:12, NV 2nd-00:39.  
Largest lead - SDSU by 4 1st-05:30, NV by 10 2nd-08:07.  
SDSU led for 04:01. NV led for 34:23. Game was tied for 01:36.

GM 17	Nevada	31	63	11	105
	UC Santa Barbara	44	50	10	104
					OT

Nevada 105 • 14-3 (3-1 MW)

#	Player		Total		3-Ptr		Rebounds			PF	TP	A	T	Blk	Stl	Min
			FG	FGA	FG	FGA	FT	FTA	Off							
24	CAROLINE, Jordan	f	17-29	5-8	6-12	5	8	13	4	45	1	1	0	1	0	43
00	OLIVER, Cameron	c	5-12	0-4	3-4	0	9	9	2	13	3	0	5	0	0	32
01	MARSHALL, Marcus	g	8-16	6-12	4-5	0	3	3	5	26	1	2	0	0	0	37
14	DREW, Lindsey	g	2-4	0-0	0-0	0	3	3	4	4	4	4	3	1	0	28
15	FENNER, D.J.	g	2-7	2-5	3-4	1	6	7	5	9	6	4	1	0	0	32
02	KING II, Leland		0-3	0-0	0-0	1	1	2	2	0	1	0	0	0	0	6
04	RAMSEY, Devearl		1-3	1-2	2-2	0	4	4	4	5	9	1	0	0	0	33
23	TOOLEY, Charlie		1-1	1-1	0-0	0	0	0	3	3	0	0	0	0	0	6
34	CARLSON, John		0-0	0-0	0-0	0	1	1	1	0	0	0	0	0	0	8
	Team					4	1	5								
Totals			36-75	15-32	18-27	11	36	47	30	105	25	12	9	2	225	

Deadball Rebounds 4,1

New Mexico 104 • 9-7 (2-2 MW)

#	Player		Total		3-Ptr		Rebounds			PF	TP	A	TO	Blk	Stl	Min
			FG	FGA	FG	FGA	FT	FTA	Off							
14	KUIPER, Dane	f	3-5	0-1	2-2	1	0	1	4	8	0	0	0	0	0	26
32	WILLIAMS, Tim	f	10-16	0-0	6-10	2	6	8	3	26	2	1	5	0	0	41
11	AGET, Obij	c	1-5	0-0	0-0	3	1	4	1	2	1	0	1	0	0	34
04	BROWN, Elijah	g	7-15	3-6	9-12	0	4	4	3	26	2	2	0	0	3	15
05	HARRIS, Jalen	g	4-11	0-2	7-10	0	9	9	3	15	4	1	0	3	37	
01	UGUAK, Aher		0-1	0-1	0-0	0	0	0	0	0	0	0	1	0	2	
20	LOGWOOD, Sam		4-7	1-3	0-2	0	4	4	2	9	0	0	0	1	1	29
23	FURSTINGER, Joe		0-0	0-0	2-2	0	0	0	4	2	1	0	0	0	0	9
24	JEFFERSON, Damien		5-8	1-1	0-2	0	3	3	3	11	2	1	0	0	0	23
31	MATHIS, Anthony		2-5	1-3	0-0	0	1	1	0	5	4	0	0	0	0	7
55	MACDOUGALL, Connor		0-0	0-0	0-0	0	0	0	0	0	0	0	0	0	0	2
	Team					0	5	5								
Totals			36-73	6-17	26-40	6	33	39	23	104	16	5	8	7	225	

Deadball Rebounds 8

Officials: Christ Rastatter, Tom O'Niell, D.G. Nelson  
Technical fouls: Nevada-FENNER, D.J.; CAROLINE, Jordan. New Mexico-JEFFERSON, Damien.  
Attendance: 11235

Score by periods	1st	2nd	OT	Total
Nevada	31	63	11	105
New Mexico	44	50	10	104

Points	In	Off	2nd	Fast
NV	Paint	T/O	Chance	Break
NM	36	9	5	14
	48	10	11	12

Last FG - NV OT-00:02, NM OT-03:35.  
Largest lead - NV by 3 1st-18:26, NM by 25 2nd-11:00.  
NV led for 02:16. NM led for 40:04. Game was tied for 02:34.

GM 18	Nevada	39	50	89
	Wyoming	31	43	74

Nevada 89 • 15-3 (4-1 MW)

#	Player	Total		3-Ptr		Rebounds			PF	TP	A	T	Blk	Stl	Min
		FG-FGA	FG-FG	FT-FTA	Off	Def	Tot								
00	OLIVER, Cameron	f	6-13	0-3	1-1	2	14	16	5	13	1	6	2	2	34
24	CAROLINE, Jordan	f	4-14	1-3	3-5	4	11	15	3	12	2	4	0	2	38
01	MARSHALL, Marcus	g	8-15	2-6	14-15	1	1	2	2	32	4	2	0	0	40
14	DREW, Lindsey	g	3-10	1-5	7-10	4	5	9	4	14	2	2	0	2	37
15	FENNER, D.J.	g	4-8	1-2	6-6	0	2	2	3	15	2	1	1	0	29
02	KING II, Leland	g	0-1	0-0	0-0	1	0	1	1	0	0	0	0	1	5
04	RAMSEY, Devearl	g	1-3	1-2	0-0	0	1	1	3	3	0	0	0	0	13
23	TOOLEY, Charlie	g	0-0	0-0	0-0	1	1	2	1	0	0	0	0	0	4
34	CARLSON, John	g	0-0	0-0	0-0	0	0	0	1	0	0	0	0	0	0+
Team						0	1	1							
Totals			26-64	6-21	31-37	13	36	49	23	89	11	15	3	7	200
FG % 1st Half: 15-42 35.7%		2nd half: 11-22 50.0%		Game: 26-64 40.6%		Deadball									
3FG % 1st Half: 5-13 38.5%		2nd half: 1-8 12.5%		Game: 6-21 28.6%		Rebounds									
FT % 1st Half: 4-7 57.1%		2nd half: 27-30 90.0%		Game: 31-37 83.8%		3									

Wyoming 74 • 12-6 (2-3 MW)

#	Player		Total		3-Ptr		Rebounds			PF	TP	A	T	Blk	Stl	Min	
			FG	FGA	FG	FGA	FT	FTA	Off								Def
33	NAUGHTON, Jordan	f	2-3	0-0	0-0	0	1	1	2	4	0	0	1	0	14		
AKA	GORSKI, Alexander	g	6-12	4-10	4-4	0	5	5	4	20	1	2	0	1	30		
05	Herdon, Alan	g	2-7	2-6	6-8	0	4	4	4	12	1	2	1	0	33		
11	LIEBERMAN, Jeremy	g	0-3	0-1	0-0	0	0	0	2	0	2	0	0	0	7		
23	MCNAMENAMEN, Jason	g	2-11	1-7	0-0	2	4	6	3	5	2	2	0	1	38		
01	JAMES, Justin		3-7	0-1	5-8	1	5	6	5	11	0	1	1	2	19		
02	MOEMEKA, Andrew		1-1	0-0	0-0	0	1	0	1	2	0	2	1	0	4		
10	KELLEY, Cody		0-3	0-2	2-2	0	1	1	2	2	2	0	0	1	17		
20	DALTON, Hayden		2-7	0-5	9-10	1	3	4	4	13	1	6	1	2	24		
24	ADAMS, Louis		2-7	0-1	1-2	0	4	4	3	5	1	0	0	0	14		
Team							3	1	4								
Totals			20-61	7-33	27-34			8	28	36	30	74	10	15	5	7	200
FG % 1st Half: 9-28			32.1%	2nd half: 11-33		33.3%	Game: 20-36		32.8%								Deadball Rebounds
3FG % 1st Half: 3-13			23.1%	2nd half: 4-20		20.0%	Game: 7-23		21.2%								
FT % 1st Half: 10-15			66.7%	2nd half: 17-19		89.5%	Game: 27-34		79.4%								



# 2016-17 NEVADA WOLF PACK MEN'S BASKETBALL — GAME NOTES



GM 20	Fresno State	39	42	81
	Nevada	26	50	76

## Fresno State 81 • 13-7 (5-3 MW)

#	Player	Total		3-Ptr		Rebounds			PF	TP	A TO Blk Stl				Min
		FG	F-GA	FG	F-GA	Off	Def	Tot			A	TO	Blk	Stl	
03	WATSON, Paul	f	3-7	1-2	3-5	0	6	6	4	10	1	3	1	0	33
11	WILLIAMS, Bryson	f	4-8	0-0	6-6	5	3	8	5	14	0	2	0	0	27
05	TAYLOR, Jahmel	g	2-4	1-2	5-6	1	1	2	1	10	3	0	0	1	33
20	BITTNER, Sam	g	0-1	0-1	0-0	0	1	1	1	0	0	2	1	1	12
21	TAYLOR, Deshon	g	6-9	3-5	3-3	0	1	1	1	18	1	0	0	1	33
01	HOPKINS, Jaron	g	9-11	0-0	1-1	2	4	6	3	19	5	6	0	0	23
04	EDO, Karachi	g	2-8	0-1	2-4	0	7	7	1	6	1	1	0	0	28
34	CARTER II, Terrell	g	2-3	0-0	0-0	1	1	2	4	4	0	1	0	0	11
	Team					0	2	2							
	Totals		28-51	5-11	20-25	9	26	35	20	81	11	15	2	3	200

FG % 1st Half: 15-29 51.7% 2nd half: 13-22 59.1% Game: 28-51 54.9% Deadball Rebounds 4  
3FG % 1st Half: 4-9 44.4% 2nd half: 1-2 50.0% Game: 5-11 45.5%  
FT % 1st Half: 5-5 100.0 2nd half: 15-20 75.0% Game: 20-25 80.0%

## Nevada 76 • 16-4 (5-2 MW)

#	Player	Total		3-Ptr		Rebounds			PF	TP	A TO Blk Stl				Min
		FG	F-GA	FG	F-GA	Off	Def	Tot			A	TO	Blk	Stl	
00	OLIVER, Cameron	f	3-5	2-4	0-0	0	3	3	3	8	2	2	3	0	26
24	CAROLINE, Jordan	f	3-9	0-2	4-7	1	2	3	2	10	2	1	0	0	39
01	MARSHALL, Marcus	g	8-16	4-7	5-6	1	1	2	4	25	6	2	0	3	40
14	DREW, Lindsey	g	5-10	1-3	2-3	0	3	3	5	13	6	2	0	2	35
15	FENNER, D.J.	g	8-16	1-5	1-1	0	3	3	5	18	0	1	0	2	40-
02	KING II, Leland	g	0-1	0-0	0-0	0	0	0	0	0	0	0	0	0	5
04	RAMSEY, Deveal	g	0-0	0-0	2-2	0	0	0	2	2	0	0	0	0	4
23	TOOLEY, Charlie	g	0-0	0-0	0-0	0	0	0	0	0	0	0	0	0	2
33	HALL, Josh	g	0-0	0-0	0-0	0	0	0	0	0	0	0	0	0	2
34	CARLSON, John	g	0-1	0-0	0-0	2	1	3	0	0	0	0	1	0	7
	Team					3	2	5							
	Totals		27-58	8-21	14-19	7	15	22	21	76	16	8	4	7	200

FG % 1st Half: 12-33 36.4% 2nd half: 15-25 60.0% Game: 27-58 46.6% Deadball Rebounds 3  
3FG % 1st Half: 1-9 11.1% 2nd half: 7-12 58.3% Game: 8-21 38.1%  
FT % 1st Half: 1-3 33.3% 2nd half: 13-16 81.3% Game: 14-19 73.7%

Officials: Kevin Brill, Michael Irving, Randy Helmerman  
Technical fouls: Fresno State-None. Nevada-None.  
Attendance: 10236

Score by periods	1st	2nd	Total
Fresno State	39	42	81
Nevada	26	50	76

Last FG - FS 2nd-00:20, NV 2nd-00:12.  
Largest lead - FS by 17 1st-06:35, NV None.  
FS led for 39:15. NV led for 00:00. Game was tied for 00:45.

Points	In	Off	2nd	Fast	Bench
FS	42	11	12	6	29
NV	24	15	7	6	2

Score tied - 0 times.  
Lead changed - 0 times.

GM 21	Nevada	37	39	76
	Boise State	32	25	57

## Nevada 76 • 17-4 (6-2 MW)

#	Player	Total		3-Ptr		Rebounds			PF	TP	A TO Blk Stl				Min
		FG	F-GA	FG	F-GA	Off	Def	Tot			A	TO	Blk	Stl	
00	OLIVER, Cameron	f	6-16	1-6	4-4	5	10	15	1	17	2	1	4	1	38
24	CAROLINE, Jordan	f	3-7	0-1	6-8	0	5	5	3	12	2	2	0	0	36
01	MARSHALL, Marcus	g	7-17	4-10	0-0	1	1	2	2	18	3	1	0	1	35
14	DREW, Lindsey	g	1-5	0-1	0-0	1	3	4	2	2	5	1	2	3	29
15	FENNER, D.J.	g	7-12	3-7	4-4	2	2	4	1	21	0	1	2	0	34
04	RAMSEY, Deveal	g	0-0	0-0	0-0	0	1	1	1	0	0	1	0	0	5
20	CUNNINGHAM, David	g	0-0	0-0	0-0	0	0	0	0	0	0	0	0	0	1
22	KYLE, David	g	0-0	0-0	0-0	0	1	1	0	0	0	0	0	0	1
23	TOOLEY, Charlie	g	0-0	0-0	0-0	0	0	0	0	0	0	0	0	0	1
33	HALL, Josh	g	2-6	1-2	1-2	1	3	4	3	6	2	0	0	1	19
34	CARLSON, John	g	0-0	0-0	0-0	0	0	0	0	0	0	0	0	0	1
	Team					1	3	4							
	Totals		26-63	9-27	15-18	11	29	40	13	76	14	7	8	6	200

FG % 1st Half: 15-36 41.7% 2nd half: 11-27 40.7% Game: 26-63 41.3% Deadball Rebounds 1  
3FG % 1st Half: 3-12 25.0% 2nd half: 6-15 40.0% Game: 9-27 33.3%  
FT % 1st Half: 4-4 100.0 2nd half: 11-14 78.6% Game: 15-18 83.3%

## Boise State 57 • 12-7 (5-3 MW)

#	Player	Total		3-Ptr		Rebounds			PF	TP	A TO Blk Stl				Min
		FG	F-GA	FG	F-GA	Off	Def	Tot			A	TO	Blk	Stl	
13	DUNCAN, Nick	f	2-10	2-9	0-0	0	6	6	1	6	2	0	0	0	36
33	WACKER, David	f	1-2	0-0	1-2	3	3	6	4	3	0	2	1	1	24
03	JESSUP, Justinian	g	2-6	2-5	2-2	1	2	3	1	8	0	2	0	0	29
15	HUTCHISON, Chandler	g	9-18	0-2	5-6	1	6	7	3	23	5	6	1	1	33
30	AUSTIN, Paris	g	2-9	0-0	1-2	1	4	5	1	5	2	2	0	0	31
00	DICKINSON, Marcus	g	0-0	0-0	0-0	0	0	0	0	0	0	0	0	0	1
10	JORCH, Robin	g	0-0	0-0	0-0	0	0	0	0	0	0	0	0	0	4
11	HANEY, Zach	g	2-6	0-3	0-0	1	5	6	3	4	0	0	0	0	15
34	HOBBS, Alex	g	0-0	0-0	0-0	0	0	0	0	0	0	0	0	0	1
55	REID, James	g	2-6	2-5	2-2	0	1	1	3	8	3	0	0	0	26
	Team					2	1	3			1				
	Totals		20-57	6-24	11-14	9	28	37	16	57	12	13	2	2	200

FG % 1st Half: 11-27 40.7% 2nd half: 9-30 30.0% Game: 20-57 35.1% Deadball Rebounds 2  
3FG % 1st Half: 5-12 41.7% 2nd half: 1-12 8.3% Game: 6-24 25.0%  
FT % 1st Half: 5-6 83.3% 2nd half: 6-8 75.0% Game: 11-14 78.6%

Officials: Mike Scyphers, Mike Reed, Nate Harris  
Technical fouls: Nevada-None. Boise State-None.  
Attendance: 7059

Score by periods	1st	2nd	Total
Nevada	37	39	76
Boise State	32	25	57

Points	In	Off	2nd	Fast	Bench
NV	20	10	16	12	6
BSU	28	14	9	7	12

Last FG - NV 2nd-04:09, BSU 2nd-02:23.  
Largest lead - NV by 19 2nd-03:53, BSU by 3 1st-19:13.  
NV led for 34:59. BSU led for 04:14. Game was tied for 00:47.

Score tied - 1 time.  
Lead changed - 3 times.

GM 22

GM 23





## 2016-17 SPECIALTY STATISTICS COMPARISON

NV/OPPONENT	PAINT PTS	PTS OFF TO	2ND CHANCE PTS	FAST BREAK PTS	BENCH PTS
at Saint Mary's (L)	20/56	5/16	7/9	0/4	9/16
LOYOLA MARYMOUNT (W)	28/42	22/13	11/11	12/17	19/19
OREGON STATE (W)	28/44	27/12	12/12	10/8	26/21
IONA (W)	38/32	12/14	11/12	23/13	2/14
vs. Oakland (W)	28/44	10/20	7/9	6/8	8/15
vs. Buffalo (W)	10/38	8/17	5/8	2/8	4/10
vs. Iona (L)	18/24	19/4	17/4	2/4	18/13
PACIFIC (W)	16/32	11/15	11/13	8/8	17/21
at Bradley (W)	36/38	17/13	11/13	9/4	33/42
at Washington (W)	26/34	21/15	19/9	2/15	23/16
UC IRVINE (W)	20/38	7/7	12/11	10/6	12/32
vs. Towson (W)	26/40	6/23	15/12	0/6	18/29
vs. UC Santa Barbara (W)	18/24	7/9	9/13	2/2	6/20
SAN JOSÉ STATE (W)	32/26	5/8	9/2	9/4	27/31
at Fresno State (L)	16/50	8/21	13/18	10/20	8/18
SAN DIEGO STATE (W)	24/22	2/6	23/12	3/5	0/9
at New Mexico (W)	36/48	9/10	5/11	14/12	8/27
at Wyoming (W)	26/22	16/9	5/9	0/2	3/33
AIR FORCE (W)	28/28	19/14	10/15	7/10	10/20
FRESNO STATE (L)	24/42	15/11	7/12	6/6	2/29
at Boise State (W)	20/28	10/14	16/9	12/7	6/12
<b>TOTALS</b>	<b>518/752</b>	<b>254/271</b>	<b>235/224</b>	<b>147/169</b>	<b>259/447</b>
<b>AVERAGES</b>	<b>24.7/35.8</b>	<b>12.1/12.9</b>	<b>11.2/10/7</b>	<b>7.0/8.0</b>	<b>12.3/21.3</b>



# 2016-17 NEVADA WOLF PACK MEN'S BASKETBALL — GAME NOTES



## 2016-17 NEVADA OVERALL SEASON STATISTICS

RECORD:	OVERALL	HOME	AWAY	NEUTRAL
ALL GAMES	17-4	8-1	5-2	4-1
CONFERENCE	6-2	3-1	3-1	0-0
NON-CONFERENCE	11-2	5-0	2-1	4-1

#	Player	gp-gs	min	avg	Total		3-Point		F-Throw		Rebounds				pf	dq	a	to	blk	stl	pts	avg
					fg-fga	fg%	3fg-fga	3fg%	ft-fa	ft%	off	def	tot	avg								
01	MARSHALL, Marcus	21-21	746	35.5	138-313	.441	80-198	.404	96-117	.821	7	45	52	2.5	44	1	67	33	2	16	452	21.5
00	OLIVER, Cameron	21-20	647	30.8	106-235	.451	35-97	.361	55-85	.647	31	136	167	8.0	62	2	43	50	62	14	302	14.4
15	FENNER, D.J.	21-8	619	29.5	94-191	.492	40-82	.488	65-80	.813	16	59	75	3.6	60	2	30	41	8	11	293	14.0
24	CAROLINE, Jordan	21-20	746	35.5	96-218	.440	14-41	.341	85-149	.570	74	123	197	9.4	49	0	43	45	9	21	291	13.9
14	DREW, Lindsey	21-19	673	32.0	49-101	.485	14-36	.389	23-39	.590	21	80	101	4.8	58	2	112	41	23	25	135	6.4
02	KING II, Leland	18-1	188	10.4	22-62	.355	2-21	.095	12-18	.667	18	29	47	2.6	18	0	11	11	1	3	58	3.2
33	HALL, Josh	15-7	143	9.5	14-35	.400	4-9	.444	8-12	.667	5	15	20	1.3	8	0	7	7	0	5	40	2.7
04	RAMSEY, Deveal	17-2	182	10.7	3-19	.158	2-10	.200	8-11	.727	1	21	22	1.3	20	0	22	3	0	0	16	0.9
23	TOOLEY, Charlie	9-0	23	2.6	1-1	1.000	1-1	1.000	0-0	.000	2	1	3	0.3	6	0	0	0	0	1	3	0.3
34	CARLSON, John	5-0	19	3.8	0-1	.000	0-0	.000	0-1	.000	2	4	6	1.2	2	0	0	0	1	0	0	0.0
31	WEAVER, Collin	3-0	8	2.7	0-2	.000	0-2	.000	0-0	.000	0	1	1	0.3	0	0	0	0	0	0	0	0.0
20	CUNNINGHAM, David	4-0	4	1.0	0-0	.000	0-0	.000	0-0	.000	0	0	0	0.0	0	0	0	0	0	0	0	0.0
22	KYLE, David	3-0	2	0.7	0-0	.000	0-0	.000	0-0	.000	0	1	1	0.3	0	0	0	0	0	0	0	0.0
Team											33	29	62					2				
Total.....		21	4225		555-1230	.451	192-497	.386	372-536	.694	227	579	806	38.4	349	7	342	243	107	99	1674	79.7
Opponents.....		21	4225		566-1327	.427	130-444	.293	253-359	.705	223	536	759	36.1	462	15	281	234	54	127	1515	72.1

Score by Periods	1st	2nd	OT	Totals
Nevada	761	902	11	1674
Opponents	719	786	10	1515

## 2016-17 NEVADA OVERALL MOUNTAIN WEST SEASON STATISTICS

RECORD:	OVERALL	HOME	AWAY	NEUTRAL
ALL GAMES	6-2	3-1	3-1	0-0
CONFERENCE	6-2	3-1	3-1	0-0
NON-CONFERENCE	0-0	0-0	0-0	0-0

#	Player	gp-gs	min	avg	Total		3-Point		F-Throw		Rebounds				pf	dq	a	to	blk	stl	pts	avg
					fg-fga	fg%	3fg-fga	3fg%	ft-fa	ft%	off	def	tot	avg								
01	MARSHALL, Marcus	8-8	303	37.9	59-127	.465	31-72	.431	40-46	.870	3	20	23	2.9	21	1	25	12	1	5	189	23.6
15	FENNER, D.J.	8-7	269	33.6	48-97	.495	19-43	.442	27-31	.871	7	27	34	4.3	26	2	14	18	6	3	142	17.8
24	CAROLINE, Jordan	8-8	299	37.4	43-95	.453	8-21	.381	34-55	.618	24	52	76	9.5	23	0	13	19	2	8	128	16.0
00	OLIVER, Cameron	8-7	253	31.6	39-89	.438	9-38	.237	11-17	.647	11	65	76	9.5	22	1	15	19	22	6	98	12.3
14	DREW, Lindsey	8-7	248	31.0	19-42	.452	5-16	.313	11-17	.647	8	26	34	4.3	28	1	42	15	12	12	54	6.8
02	KING II, Leland	7-1	70	10.0	9-24	.375	0-4	.000	3-5	.600	7	14	21	3.0	9	0	4	7	1	1	21	3.0
33	HALL, Josh	3-1	29	9.7	3-8	.375	1-2	.500	1-2	.500	1	6	7	2.3	3	0	2	0	0	1	8	2.7
04	RAMSEY, Deveal	8-1	114	14.3	2-11	.182	2-6	.333	8-10	.800	0	16	16	2.0	14	0	14	2	0	0	14	1.8
23	TOOLEY, Charlie	5-0	17	3.4	1-1	1.000	1-1	1.000	0-0	.000	2	1	3	0.6	6	0	0	0	0	1	3	0.6
22	KYLE, David	1-0	1	1.0	0-0	.000	0-0	.000	0-0	.000	0	1	1	1.0	0	0	0	0	0	0	0	0.0
34	CARLSON, John	5-0	19	3.8	0-1	.000	0-0	.000	0-1	.000	2	4	6	1.2	2	0	0	0	1	0	0	0.0
20	CUNNINGHAM, David	2-0	3	1.5	0-0	.000	0-0	.000	0-0	.000	0	0	0	0.0	0	0	0	0	0	0	0	0.0
Team											13	10	23									
Total.....		8	1625		223-495	.451	76-203	.374	135-184	.734	78	242	320	40.0	154	5	129	92	45	37	657	82.1
Opponents.....		8	1625		204-501	.407	52-184	.283	133-188	.707	77	219	296	37.0	168	5	100	87	29	46	593	74.1

Score by Periods	1st	2nd	OT	Totals
Nevada	282	364	11	657
Opponents	266	317	10	593