

NEVADA WOLF PACK

2016-17 MEN'S BASKETBALL GAME NOTES

6 NCAA TOURNAMENT APPEARANCES
19 CONFERENCE CHAMPIONSHIPS
14 NBA DRAFT PICKS | 5 ALL-AMERICANS

TRACK THE PACK

TELEVISION

Watch Live: ESPN2

- Sam Farber (Play-By-Play)
- Richie Schueler (Color Analyst)

ON RADIO

Wolf Pack Radio Network - 94.5 FM, 630 AM
Pregame starts 30 minutes prior to tipoff
• Ryan Radtke (Play-By-Play)
• Len Stevens (Color Analyst-home games)

ONLINE AUDIO

NevadaWolfPack.com/audio
• Live statistics - nevadastats.com

TWITTER

- Official Twitter: @NevadaWolfPack
- Men's Basketball Twitter: @NevadaHoops
- Live Twitter: @WolfPackGameday (home games)

2016-17 SCHEDULE

DATE	OPPONENT	LOCATION	TIME
Nov. 4	San Francisco State [^]	Reno, Nev.	W, 88-58
Nov. 11	at Saint Mary's (WCC TV)	Moraga, Calif.	L, 81-63
Nov. 14	Loyola Marymount (MWN)	Reno, Nev.	W, 79-64
Nov. 18	Oregon State (ESPN3)	Reno, Nev.	W, 83-58
Nov. 20-26 - Great Alaska Shootout - Anchorage, Alaska			
Nov. 20	Iona (MWN)	Reno, Nev.	W, 91-76
Nov. 23	Oakland (CBSSN)	Anchorage, Alaska	W, 82-78
Nov. 25	Buffalo (CBSSN)	Anchorage, Alaska	W, 67-62
Nov. 26	Iona (CBSSN)	Anchorage, Alaska	L, 75-73
Nov. 29	Pacific (MWN)	Reno, Nev.	W, 77-67
Dec. 3	at Bradley# (ESPN3)	Peoria, Ill.	W, 91-69
Dec. 11	at Washington (Pac-12 Net.)	Seattle, Wash.	W, 87-85
Dec. 14	UC Irvine (MWN)	Reno, Nev.	W, 76-69
Dec. 21-22 South Point Holiday Hoops Classic - Las Vegas, Nev.			
Dec. 21	Towson	Las Vegas, Nev.	W, 81-72
Dec. 22	UC Santa Barbara	Las Vegas, Nev.	W, 67-66
Dec. 28	San José State* (MWN)	Reno, Nev.	W, 80-55
Dec. 31	at Fresno State* (ESPN3)	Fresno, Calif.	L, 77-76
Jan. 4	San Diego State* (ESPN2)	Reno, Nev.	W, 72-69
Jan. 7	at New Mexico* (ESPN2)	Albuquerque, N.M.	8:15 p.m.
Jan. 14	at Wyoming* (ESPN3)	Laramie, Wyo.	3 p.m.
Jan. 18	Air Force* (ROOT)	Reno, Nev.	7 p.m.
Jan. 21	Fresno State* (CBSSN)	Reno, Nev.	3 p.m.
Jan. 25	at Boise State* (CBSSN)	Boise, Idaho	7 p.m.
Jan. 28	New Mexico* (CBSSN)	Reno, Nev.	1 p.m.
Feb. 1	at Utah State* (ESPN3)	Logan, Utah	6 p.m.
Feb. 8	UNLV* (CBSSN)	Reno, Nev.	8 p.m.
Feb. 12	at San Diego State* (CBSSN)	San Diego, Calif.	1 p.m.
Feb. 15	at Air Force* (ESPN#)	Colorado Springs, Colo.	6 p.m.
Feb. 18	Utah State* (ESPN3)	Reno, Nev.	5 p.m.
Feb. 22	Boise State* (ESPN3)	Reno, Nev.	7 p.m.
Feb. 25	at UNLV* (CBSSN)	Las Vegas, Nev.	3 p.m.
Mar. 1	at San José State* (MWN)	San Jose, Calif.	7 p.m.
Mar. 4	Colorado State* (ESPN3)	Reno, Nev.	5 p.m.
Mar. 8-11	Mountain West Championship	Las Vegas, Nev.	TBA

[^]Exhibition game *Mountain West Game

#Mountain West-Missouri Valley Challenge

Home games in bold All times Pacific

AT NEW MEXICO - SAT., JAN. 7 - 8:15 P.M. PT | GM 17 | ESPN2



NEVADA WOLF PACK

Record:..... 13-3, 2-1
Ranking (AP/Coaches):..... NA/NA
Last game:..... W, 72-69
..... San Diego State (1/4/16)
Head Coach:..... Eric Musselman
..... San Diego, 1987
at Nevada: 37-17 (2)
Career record:..... same
Trend: Nevada has won after each of its three losses this season, and has put together a win streak of at least five games after the first two losses of the year.



AT NEW MEXICO

Saturday • Jan. 7 • 8:15 p.m.
Wiespies Arena (18,018)
Record:..... 9-6, 2-1
Ranking (AP/Coaches):..... na/na
Last game:..... L, 79-75 at Utah State
Head Coach:..... Craig Neal
..... Georgia Tech, 1988
Record at UNM: 68-43 (4)
Overall record:..... same
Series:..... UNM leads 6-2
Last meeting: Nevada 64-62
Mar. 10, 2016 - MW Trny Las Vegas
Trend: After winning its first two conference games, NM suffered its first loss to Utah State.



UP NEXT - AT WYOMING

Saturday • Jan. 14 • 3 p.m.
ESPN3 - Arena-Auditorium (11,612)
Nevada will play in back-to-back conference road games for the first time this season when it travels to Wyoming.
Wyoming is 1-2 in Mountain West play, beating Air Force and then losing to both UNLV and Fresno State on the road. The Pack swept Wyoming last season, although both games were decided by a combined nine points. Wyoming leads the series 13-4.

NEVADA HITS THE ROAD TO FACE LOBOS ON ESPN2

- The Nevada Wolf Pack (13-3, 2-1 MW) will carry momentum from a big win against San Diego State into New Mexico Saturday to face the Lobos (9-6, 2-1 MW) at 8:15 p.m. PT on ESPN2.
- For the second game in a row, the Wolf Pack will face an opponent it played in last year's conference tournament. The Wolf Pack defeated the Lobos in the quarterfinals 64-62.
- After its first two losses of the year, the Wolf Pack put together win streaks of five and seven games, and will be looking to continue that trend with a second straight win in New Mexico.

STATS OF NOTE

- Two players recorded double-doubles in the win over San Diego State in sophomores Jordan Caroline and Cameron Oliver. It marked just the second time this year two Pack players accomplished the feat in the same game.
- Staying consistent this year, four Pack players in seniors Marcus Marshall (20.4) and D.J. Fenner (12.5) and sophomores Cameron Oliver (15.1) and Jordan Caroline (12.7) are averaging double figures. All four scored more than 10 against San Diego State.
- Freshman Deveal Ramsey (13.0 mpg) and junior Leland King II (11.5 mpg) have both seen a large increase in playing time since Josh Hall was diagnosed with a concussion against SJSU.

NEVADA PROBABLE STARTING LINEUP

#	Probable Starters (GP/GS)	Pos	Ht	Wt	Cl-Exp	Hometown	Ppg	Rpg	App
0	Cameron Oliver (16/16)	F	6-8	235	So.-1L	Oakland, Calif.	15.1	7.4	2.9*
1	Marcus Marshall (16/16)	G	6-3	200	Sr.-TR	St. Paul, Minn.	20.4	2.5	3.1
14	Lindsey Drew (16/14)	G	6-4	180	So.-1L	Encino, Calif.	5.8	4.9	5.4
15	D.J. Fenner (16/3)	G	6-6	205	Sr.-3L	Seattle, Wash.	12.5	3.4	0.7
24	Jordan Caroline (16/15)	G/F	6-7	235	So.-TR	Champaign, Ill.	12.7	9.6	2.1

#	Off The Bench	Pos	Ht	Wt	Cl-Exp	Hometown	Ppg	Rpg	App
2	Leland King II (14/0)	F	6-7	225	Jr.-TR	Inglewood, Calif.	4.1	3.1	0.6
4	Deveal Ramsey (12/2)	G	5-11	180	Fr.-HS	Los Angeles, Calif.	0.5	1.3	0.8
20	David Cunningham (3/0)	G	6-4	195	So.-SQ	Sacramento, Calif.	-	-	-
22	David Kyle (2/0)	G	6-6	220	Fr.-HS	Reno, Nev.	-	-	-
23	Charlie Tooley (5/0)	G	6-0	195	Fr.-HS	Granite Bay, Calif.	-	0.2	-
31	Collin Weaver (3/0)	G	6-3	195	Jr.-TR	Glendale, Ariz.	-	0.3	-
33	Josh Hall (13/7)	G	6-6	190	Fr.-HS	Houston, Texas	2.6	1.2	0.4
34	John Carlson# (1/0)	F	6-8	225	So.-TR	Reno, Nev.	-	2.0	-

* blocks per game #became eligible second semester | Deveal Ramsey: Duh-VERL

NEVADA MEDIA SERVICES

Legacy Hall/MS 232
Reno, NV 89557-2232

CHAD HARTLEY: Associate AD, Communications | hartleyc@unr.edu

JACK KUESTERMEYER: Assistant Director | jkuester@unr.edu NICK BEATON: Assistant Director | nbeaton@nevada.unr.edu

KATIE RIHN: Assistant Director | krihn@unr.edu RYAN LEVINE: Graduate Assistant | rlevine@unr.edu



GENERAL INFO

Weekly Television: Wolf Pack All Access
After Sunday Night Football on KRNV News 4
Weekly Radio: The Coach's Show on ESPN 94.5
every Tuesday at 6 p.m.
Timeout Luncheons: Jan. 17 and Feb. 27
Silver Legacy - cost \$17 - 11:30 a.m.
Buy Tickets: nevadawolfpack.com or 775-348-PACK

Location Reno, Nev.
Founded 1874
Reno/Sparks Population 246,846
Enrollment 26,000
Nickname; School Colors Wolf Pack; Navy Blue and Silver
Home Arena (Capacity) Lawlor Events Center (11,536)
Conference Mountain West
President Dr. Marc Johnson
Athletics Director Doug Knuth
Athletic Dept. Phone (775) 784-6900
Ticket Office (775) 348-PACK
Press Row (775) 784-4404
Athletics Website www.NevadaWolfPack.com

Basketball Information

2016-17 Record 13-3
Home: 7-0 Away: 2-2 Neutral: 4-1
2016-17 MW Record (Finish) 2-1
Home: 2-0 Away: 0-1
2015-16 Record 24-14
Home: 16-3 Away: 5-10 Neutral: 3-1
2015-16 MW Record (Finish) 10-8 (5th)
Home: 6-3 Away: 4-5

Head Coach Eric Musselman (San Diego, 1987)
Record at School 36-17 (Second season)
Overall Record same
Basketball Office 775-682-6950
Professional Coaching Record 566-340
NBA 108-138 (.439) - Three years
.... Golden State (2002-04), Sacramento (2006-07)
CBA 270-122 (.689) - Seven years
.... Rapid City (1989-1995), Florida/West Palm (1995-97)
USBL 53-3 (.946) Two years
.... Florida/Bradenton (1995-1996)
NBA-DL 77-30 (.720) - Two years
.... Reno (2010-11), Los Angeles (2011-12)
Assistant Coach Dave Rice - First year
Assistant Coach Yanni Hufnagel - First year
Assistant Coach Ronald Dupree - First year
Dir. of Operations Anthony Ruta - First year
Dir. of Player Development Sam Krosnick - First year
Video Coordinator Brandon Chambers - First year
Graduate Assistant Hays Myers - First year
Graduate Assistant Cade Knutson - First year
Graduate Assistant Peter Herman - First year
Graduate Assistant Marcus Whitt - First year
Trainer Elbert Denina - First year
Strength & Conditioning Rodney Fowler - First year
Academic Advisor James Hall - Third Year

ATHLETIC COMMUNICATIONS

Jack Kuestermeyer Asst. Director Comm.
E-mail jkuester@unr.edu
Office Phone (775) 682-6984
Cell Phone (775) 240-6251
Nick Beaton Asst. Director Comm.
E-mail nbeaton@nevada.unr.edu
Office Phone (775) 682-6985
Cell Phone (775) 684-9438

Comparing The Teams

TEAM STATISTICS	Overall		MW	
	NV	NM	NV	NM
SCORING	1245	1119	228	221
Points per game	77.8	74.6	76.0	73.7
Scoring margin	+7.6	+2.5	+9.0	+2.3
FIELD GOALS-ATT	410-915	371-794	78-180	72-155
Field goal pct	.448	.467	.433	.465
3 POINT FG-ATT	144-369	61-197	28-75	13-34
3-point FG pct	.390	.310	.373	.382
3-pt FG made per game	9.0	4.1	9.3	4.3
FREE THROWS-ATT	281-413	316-416	44-61	64-80
Free throw pct	.680	.760	.721	.800
F-Throws made per game	17.6	21.1	14.7	21.3
REBOUNDS	621	504	135	99
Rebounds per game	38.8	33.6	45.0	33.0
Rebounding margin	+2.9	+1.9	+7.7	+2.7
ASSISTS	254	209	41	42
Assists per game	15.9	13.9	13.7	14.0
TURNOVERS	188	209	37	43
Turnovers per game	11.8	13.9	12.3	14.3
Turnover margin	-1.2	+1.3	-5.3	+0.0
Assist/turnover ratio	1.4	1.0	1.1	1.0
STEALS	71	104	9	22
Steals per game	4.4	6.9	3.0	7.3
BLOCKS	79	42	17	7
Blocks per game	4.9	2.8	5.7	2.3

Nevada vs. New Mexico

Series: UNM leads 6-2

2012-13	A	L	62-75
	A	L	62-75
2013-14	A	L	72-90
	H	L	58-72
2014-15	H	W	66-63(OT)
2015-16	A	L	76-88
	H	L	66-71
	N	W	64-62

In Reno: 1-2

In Albuquerque: 0-4

Neutral (MW Trny): 1-0

THE LAST MEETING

Nevada 64, UNM 62, • Mar. 10, 2016 - MW Championship - Las Vegas

- Nevada won its first ever MW Tournament game
- Cameron Oliver scored 26 points and grabbed 15 rebounds to post a double-double
- Tyron Criswell added 20 points

Nevada Leaders (13-3, 2-1 MW)

Points: _____ Marcus Marshall - 20.4 ppg
Cameron Oliver - 15.1 ppg
Jordan Caroline - 12.7 ppg
D.J. Fenner - 12.5 ppg
Rebounds: _____ Jordan Caroline - 9.6 rpg
Cameron Oliver - 7.4 rpg
Assists: _____ Lindsey Drew - 5.4 apg
Marcus Marshall - 3.1 apg
FG %: _____ D.J. Fenner - 47.7%
Cameron Oliver - 45.3%
3-PT %: _____ D.J. Fenner - 51.8%
Cameron Oliver - 41.6%
FT%: _____ Marcus Marshall - 81%
D.J. Fenner - 79.7%

New Mexico Leaders (9-6, 2-1 MW)

Points: _____ Tim Williams - 18.5 ppg
Elijah Brown - 16.7 ppg
Rebounds: _____ Tim Williams - 7.0 rpg
Elijah Brown - 3.9 rpg
Assists: _____ Elijah Brown - 2.6 apg
Jalen Harris - 2.5 apg
FG %: _____ Obij Aget - 63.8%
Tim Williams - 59.2%
3-PT %: _____ Dane Kuiper - 45.2%
Elijah Brown - 31.9%
FT%: _____ Elijah Brown - 80%
Tim Williams - 77.2%

LAST TIME OUT

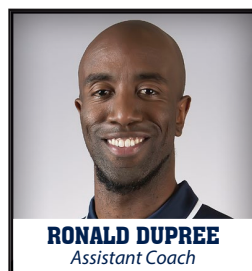
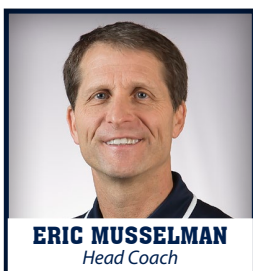
Reno, Nev. – The Nevada Wolf Pack (13-3, 2-1 MW) lit up Lawlor Events Center Wednesday night with a series of dunks, big threes and tough defense to take down the San Diego State Aztecs (8-6, 0-2 MW) 72-69.

It was the first time since the Wolf Pack beat SDSU in 1999 that Nevada came out on top of the matchup, and the victory was fueled by sophomores Jordan Caroline and Cameron Oliver who both put up double-doubles. Caroline ended the night with 19 points and 11 rebounds while Oliver put up 17 points with 11 boards of his own. Also eclipsing 10 points were seniors D.J. Fenner with 17 and Marcus Marshall with 12. It was the 12th time this year the Wolf Pack saw at least four players score in double figures. Sophomore Lindsey Drew tied his career high with four blocks while freshman Devearl Ramsey set a career high with five rebounds in his 18 minutes.

The second staff started all Wolf Pack, taking a 42-34 lead with 16:42 to play behind strong scoring from Oliver and Caroline. Nevada kept the lead the entire second half, and, although SDSU would threaten, keep the Aztecs at arm's length. Things tightened up when SDSU'sylan Cheatham found an open lane and brought the Aztecs within four with 1:09 on the clock. Marshall found an open shot with 39 seconds to go to put the Pack up 68-61. Jeremy Hemsley answered right back with a three of his own to cut the SDSU deficit back to four. It was Hemsley again that would lay it up to bring it within two with just 21 seconds to go. Fenner would get gouled and take the line, hitting both shots to secure the Wolf Pack victory. With a final score of 72-69, Nevada beat the Aztecs for the first time since 1999 and the first time since joining the Mountain West.



2016-17 NEVADA WOLF PACK MEN'S BASKETBALL — GAME NOTES





Wolf Pack Layups

- The Wolf Pack picked up its first victory over San Diego State since 1998 to move to 13-3, 2-1 MW on the year.
- Nevada is now 14-2 after a loss in the Eric Musselman era.
- The Wolf Pack moved up in the RPI after the win against SDSU Wednesday night, now 45th, the highest ranking in the conference.
- Nevada has beaten two schools ranked in Ken Pomeroy's College Basketball Ranking's top 100 and has topped a total of six in the top 200.
- Senior D.J. Fenner moved up two spots on the Nevada all-time list in career points against San Diego State, passing Dwayne Randall (1984-86) at 1,060 and Matt Williams (1987-91) at 1,062. Fenner now has 1,064 career points, 35 short of passing former teammate Marqueze Coleman at 1,098.
- Fenner has been a menace on the road this season, scoring 19.7 points per game in the last three true road games.
- Senior Marcus Marshall is now top five in the nation when it comes to shooting the long ball, draining 3.75 per game.
- Nevada had four players score more than 10 points against the Aztecs, the 12th time the Pack has accomplished that this season.
- Sophomore Jordan Caroline picked up his sixth double-double of the season vs. SDSU, ending the game with 19 points and 11 boards.
- Sophomore Cameron Oliver also recorded a double-double against the Aztecs with his 17 points and 11 rebounds. It was the second time this season two Nevada players accomplished the feat in the same game (at home vs. Iona).
- Sophomore Lindsey Drew ended the game on Wednesday with four blocks, setting a career high for the point guard.
- Freshman Devearl Ramsey got plenty of playing time against the Aztecs, putting up five boards for a new career high.
- Oliver was a workhorse for Nevada on Wednesday night, playing all 40 minutes of the game.
- Marshall scored 12 points against San Diego State to keep his season-long double-figure scoring streak alive.
- Marshall went 2-of-7 from the arc vs. the Aztecs, hitting at least two shots from three in every game this season.
- As a team the Wolf Pack tied its season high in three-pointers made with 13 at Fresno State. The Pack also drained 13 from beyond the arc against UC Irvine on Dec. 14.
- Nevada shot a season high 84.6 percent from the charity stripe at Fresno State, going 11-of-13 from the line. Both Fenner and sophomore Jordan Caroline were a perfect 4-of-4.
- After coming down hard on the court against SJSU, freshman starter Josh Hall was carted off the court on a stretcher and taken to the hospital. Head coach Eric Musselman announced the next day that Hall suffered a concussion and had been released from the hospital. His return is unknown.
- Against San Jose State, Nevada's defense posted season bests in fewest points allowed (55), field goals made (19) and field goal percentage (29.2).
- Sophomore Leland King II recorded his first career double-double, ending the game against San José State with 13 points and 12 rebounds. Both were season highs.
- Drew's career-high 14 rebounds at Bradley is a season-high for the team.
- Marshall put up 32 points at Washington earlier this season. The 32 points is the most in a single game for any player in the Mountain West.
- Of Nevada's 77.8 points per game, 66.4 have come from Marshall, Caroline, Fenner, Oliver and Drew.
- The Wolf Pack has scored its season high 91 points twice this season (at Bradley, vs. Iona at home). In the game against Iona, 89 of the 91 points came from the starters.
- The Wolf Pack's 23 point lead vs. OSU on Nov. 18 was its biggest advantage at the half this season.



2016-17 POINTS AND REBOUNDS GAMES HIGHS

Games where a Nevada player posted or tied for game high honors in points.

Marcus Marshall (8)

Loyola Marymount | 11/14/16 | 18 points
vs. Oakland | 11/23/16 | 25 points
vs. Buffalo | 11/25/16 | 23 points
vs. Iona | 11/27/16 | 21 points
at Washington | 12/11/16 | 32 points
vs. UC Santa Barbara | 12/22/16 | 25 points
San José State | 12/28/16 | 25 points
at Fresno State | 12/31/16 | 26 points

Jordan Caroline (1)

at Bradley | 12/3/16 | 23 points

Cameron Oliver (1)

Oregon State | 11/18/16 | 24 points

Elijah Foster (1)

Loyola Marymount | 11/14/16 | 18 points

Games where a Nevada player posted or tied for game high honors in rebounds.

Jordan Caroline (8)

Oregon State | 11/18/16 | 12 rebounds
Iona | 11/20/16 | 13 rebounds
Pacific | 11/29/16 | 10 rebounds
at Washington | 12/11/16 | 9 rebounds
UC Irvine | 12/14/16 | 13 rebounds
vs. UC Santa Barbara | 12/22/16 | 12 rebounds
at Fresno State | 12/31/16 | 13 rebounds
New Mexico | 1/4/17 | 11 rebounds

Cameron Oliver (3)

vs. Buffalo | 11/25/16 | 12 rebounds
vs. Towson | 12/21/16 | 13 rebounds
New Mexico | 1/4/17 | 11 rebounds

Elijah Foster (2)

Loyola Marymount | 11/14/16 | 10 rebounds
vs. Iona | 11/27/16 | 10 rebounds

Lindsey Drew (1)

at Bradley | 12/3/16 | 14 rebounds

Leland King II (1)

San José State | 12/28/16 | 12 rebounds

TEAM NOTES

- The Pack has seen at least four players score more than 10 points in 12 games this season and five in four games.
- Nevada has made more free throws (281) than opponents have attempted (227).
- Nevada's recent seven-game win streak is the longest under Musselman and longest since the 2011-12 team tied the school record with 16 consecutive victories.
- The Pack protects the ball while spreading it around with a 1.35 assist turnover ratio, good for 35th in the nation and second in the Mountain West.
- The Wolf Pack takes smart shots while punishing the opponent for not doing the same, outblocking teams 79-35 this season.
- Nevada has shown it can make necessary second half adjustments, having scored 73 (659-586) more points in the second half than the first this season.
- Nevada's 15.9 assists per game leads the Mountain West, where the Pack has stayed almost all season long.
- Nevada is a menace when it comes to defense at the glass. The Pack's 4.9 blocks per game ranks first in the conference and 52nd in the nation.
- Nevada has attempted 413 free throws while opponents have been held to just 227 shots at the charity stripe, a 186 shot difference.
- While Nevada may draw a lot of fouls, the team is averaging just 15.4 team fouls a game, good for 10th in the nation.
- The Pack ended the first half at Bradley shooting 56.7 percent (17-of-30), the best first-half percentage of the season. The Pack ended the game shooting 55.6 percent overall.
- Nevada held Bradley to just 26 points in the first half, tying the lowest opponent score after 20 minutes this season. The Pack also held Pacific to 26 first-half points and SJSU to 26 second-half points.
- Nevada's 87-85 win at Washington was the Pack's second over a Power 5 school this season after downing Oregon State 83-58 earlier this season. The last time Nevada defeated two Power 5 schools in the same season was in 2011-12, defeating Washington 76-73 in overtime and Arizona State 69-61 in back-to-back games.
- The 25 point win over the Oregon State Beavers on Nov. 18 gave Nevada its biggest win over a Power 5 school since defeating OSU by 28, 75-47, on Nov. 15, 2006.
- Nevada was selected to finish second in the Mountain West by the conference media.
- Nevada won its first postseason championships and became the first Mountain West school to do so with an 85-82 overtime win against Morehead State in game three of the College Basketball Invitational Finals.

COACH MUSSELMAN NOTES

- Head coach Eric Musselman is 37-17 as head coach of the Wolf Pack.
- Will be coaching against a former player for the second time this year. Musselman coached against Craig Neal in the CBA under the Rapid City Thrillers. Also coached Oregon State coach Tinkle.
- The Wolf Pack is 14-2 after a loss under Muss, losing back-to-back games just twice.
- Recently led his team to the longest win streak of his era having won seven straight since losing to Iona in the Great Alaska Shootout before losing at Fresno State.
- The Pack's 13-3 start is four games better than last year's 9-7 record after 16 games under Muss.
- Under Musselman, the Wolf Pack is 23-3 at home and has won 12 straight dating back to last season.
- Led the Pack to 24 wins last season in his first year after the Pack went 9-22 the previous season.

MARCUS MARSHALL NOTES

- Senior Marcus Marshall leads the MW in scoring (20.4 ppg), 3-pointers made per game (3.75) and is second in total field goals made (99).
- Has made at least two threes in every game this season.
- Surpassed 1,000 career points against Washington in the first half, including his 813 points at Missouri State. His total is now 1,139 in 74 career games.
- Is averaging 23.8 points per game in true road games this season.
- Put up 26 points at Fresno State after back-to-back 25-point games against UCSB and SJSU. The game against the Bulldogs marked the ninth time this year he's eclipsed 20 points.
- Marshall led the team in scoring (26) at Fresno State for the 11th time this season. It was also the eighth time this year Marshall led both teams.
- Tied his collegiate career high with seven three-pointers made against UCSB. Marshall also



CHARTING THE PACK

PLAYER 16-17 CAREER

TIMES AS NEVADA'S TOP SCORER

Marcus Marshall	11	11
Cameron Oliver	5	9
Jordan Caroline	2	2
Elijah Foster	1	1
D.J. Fenner	-	17

TIMES AS NEVADA'S TOP REBOUNDER

Jordan Caroline	10	10
Cameron Oliver	3	24
Elijah Foster	2	4
Lindsey Drew	1	5
Leland King II	1	1
D.J. Fenner	-	2

DOUBLE-DIGIT SCORING GAMES

Marcus Marshall	16	16
Cameron Oliver	13	38
D.J. Fenner	12	49
Jordan Caroline	10	10
Elijah Foster	5	7
Lindsey Drew	4	7
Leland King II	2	2
Josh Hall	1	1

20-POINT GAMES

Marcus Marshall	8	8
Cameron Oliver	3	9
D.J. Fenner	2	9
Jordan Caroline	2	2
Elijah Foster	1	1

30-POINT GAMES

Marcus Marshall	1	1
-----------------	---	---

10+ REBOUND GAMES

Jordan Caroline	8	8
Elijah Foster	3	4
Cameron Oliver	4	17
Lindsey Drew	2	2
Leland King II	1	1

20+ REBOUND GAMES

Cameron Oliver	-	2
----------------	---	---

DOUBLE-DOUBLES

Jordan Caroline	6	6
Cameron Oliver	3	15
Elijah Foster	3	3
Lindsey Drew	1	1
Leland King II	1	1

CAREER GAMES/STARTS

PLAYER.....GP.....GS

#0 Cameron Oliver	54	49
#1 Marcus Marshall	16	16
#2 Leland King II	14	0
#4 Devearl Ramsey	12	2
#12 Elijah Foster	64	39
#14 Lindsey Drew	53	50
#15 D.J. Fenner	116	60
#20 David Cunningham	17	0
#22 David Kyle	2	0
#23 Charlie Tooley	5	0
#24 Jordan Caroline	16	15
#31 Collin Weaver	3	0
#33 Josh Hall	13	7

2016-17 NUMERICAL ROSTER

#	Name	Pos.	Ht.	Wt.	Cl.	Exp	Hometown (Last school)
0	Cameron Oliver	F	6-8	235	So.	1L	Oakland, Calif. (Grant HS)
1	Marcus Marshall	G	6-3	200	Sr.	TR	St. Paul, Minn. (Missouri State)
2	Leland King II	F	6-7	225	Jr.	TR	Inglewood, Calif. (Brown)
4	Devearl Ramsey	G	5-11	180	Fr.	HS	Los Angeles, Calif. (Sierra Canyon HS)
5	Cody Martin^	F	6-7	210	Jr.	TR	Mocksville, N.C. (North Carolina State)
10	Caleb Martin^	F	6-7	215	Jr.	TR	Mocksville, N.C. (North Carolina State)
12	Elijah Foster	F	6-7	235	Jr.	2L	Seattle, Wash. (Rainier Beach HS)
14	Lindsey Drew	G	6-4	180	So.	1L	Encino, Calif. (Fairfax HS)
15	D.J. Fenner	G	6-6	205	Sr.	3L	Seattle, Wash. (Seattle Prep)
20	David Cunningham	G	6-4	195	So.	SQ	Sacramento, Calif. (Bella Vista HS)
21	Kendall Stephens^	G	6-7	205	Sr.	TR	St. Charles, Ill. (Purdue)
22	David Kyle	G	6-6	220	Fr.	HS	Reno, Nev. (Reno HS)
23	Charlie Tooley	G	6-0	195	Fr.	HS	Granite Bay, Calif. (Granite Bay HS)
24	Jordan Caroline	G/F	6-7	235	So.	TR	Champaign, Ill. (Southern Illinois)
31	Collin Weaver	G	6-3	195	Jr.	TR	Glendale, Ariz. (Iowa Western)
33	Josh Hall	G	6-6	190	Fr.	HS	Houston, Texas (Genesis Academy)
34	John Carlson	F	6-8	225	So.	TR	Reno, Nev. (San Diego Christian)

Pronunciation Guide: Devearl Ramsey - DUH-verl

^ will sit out the 2016-17 season under NCAA transfer rules

Head Coach: Eric Musselman (San Diego, 1987) – Second season

Assistant Coach: Dave Rice (UNLV, 1993) – First season

Assistant Coach: Yanni Hufnagel (Cornell, 2006) – First season

Assistant Coach: Ronald Dupree (LSU, 2015) – First season

Director of Operations: Anthony Ruta (Arizona State, 2011) – Second season

Video Coordinator: Brandon Chambers (VCU, 2014) – First season

Director of Player Development: Sam Krosnick (Maryland, 2014) First season

Graduate Assistant: Hays Myers (LSU, 2016) – First season

Graduate Assistant: Cade Knutson (Southern Oregon, 2016) – First season

Graduate Assistant: Peter Herman (Winona State, 2016) – First season

Graduate Assistant: Marcus Whitt (Columbia College, 2016) – First season

Student Assistant: Hallice Cooke – First season

Strength & Conditioning Coach: Rodney Fowler (Kansas, 2008) – First season

Trainer: Elbert Denina (Long Beach State, 2010) – First season

Academic Advisor: James Hall (Tiffin, 2013) – Third season

drained seven from the arc on Dec. 17, 2014 while playing at Missouri State. His seven is tied for a single-game high in the Mountain West this year.

- Five of Marshall's seven threes against UCSB came in the first half, a season high for both himself and the team.

- His 17 points in the first half against UCSB were the most for the transfer all season.

- Scored a conference-high 32 points at Washington to earn Mountain West Player of the Week honors. His night was capped off by sinking the game-winning shot with 0.2 seconds to play.

- Has scored more than 10 points in every game this season.

- Scoring 63.1 percent of his points in the second half, 12.9 points of his 20.4 per game.

- Played the whole game against Iona in the GAS championship with 40 minutes.

- Was named to both the Great Alaska Shootout and Holiday Hoops Classic all-tournament teams.

- Marshall's nine assists against OSU left him one shy of a double-double. The nine assists is tied with Lindsey Drew for the high on the team this season.

Player, Year

	G	Blk.
1. Dario Hunt, 2008-2012	100	275
2. Nick Fazekas, 2004-07	131	192
3. Cameron Oliver, 2015-present	54	146
4. Edgar Jones, 1975-79	101	142
5. Matt Williams, 1987-91	113	135

CAMERON OLIVER NOTES

- With his second block in the first half at Fresno State, sophomore Cameron Oliver passed Edgar Jones (1975-79) for third on the Nevada career blocks list. Oliver now has 146 career blocks in just 54 games. Oliver has

been passing people on the list in half the amount of games this year.

- Youngest active player nationally with more than 100 blocks. Has 146 in his career.

- Logged his third double-double of the season, putting up 17 points and 11 rebounds against San Diego State.

- His 17 points against San Diego State got Oliver into double figures for the 12th time this season.

- Has logged three double-figure rebound games in the last five games.

- His 11 points against the Bulldogs snapped a two game skid of scoring less than 10 points, having put up nine points in each of previous two games. It marked the first time this season



NEVADA IN 2016-17 WHEN

Scoring first.....	6-1
Opponent scores first.....	7-2
Leading at halftime.....	9-0
Trailing at halftime.....	4-3
Tied at halftime.....	0-0
Scoring less than 70 points.....	2-1
Scoring 70-79 points.....	4-2
Scoring 80-89 points.....	5-0
Scoring 90+ points.....	2-0
Holding opponent under 60 points.....	2-0
Holding opponents to 60-69 points.....	7-0
Holding opponents to 70-79 points.....	3-2
Holding opponents to 80-89 points.....	1-1
Allowing 90 points or more.....	0-0
Games decided by five points or less.....	5-2
Games decided by 10 points or less.....	3-0
Games decided by 19 points or less.....	2-1
Games decided by 20 points or more.....	3-0
Games decided in overtime.....	0-0
Shooting 50 percent or better.....	3-0
Shooting better than opponent.....	9-0
Being outshot.....	4-3
Making more FG's than opponent.....	4-0
Making fewer FG's than opponent.....	7-3
Making the same number of FGs.....	2-0
Making more 3-pointers than opponent.....	11-1
Making fewer 3-pointers than opponent.....	2-1
Making the same number of 3-pointers.....	0-1
Making more FT's than opponent.....	12-2
Making fewer FT's than opponent.....	0-1
Making the same number of FT's.....	1-0
Outrebounding opponent.....	9-1
Being outrebounded.....	2-2
Tying opponent in rebounding.....	2-0
Outscoring opponent bench.....	2-1
Being outscored by opponent bench.....	10-2
Tied in bench scoring.....	1-0
Playing at home.....	7-0
Playing on the road.....	2-2
Playing at a neutral site.....	4-1
Playing a non-conference game.....	11-2
Playing a MW game.....	2-1
Playing a ranked opponent.....	0-1
Playing at night.....	11-2
Playing during the day.....	2-1
Playing on TV.....	6-2
Playing in November.....	6-2
Playing in December.....	6-1
Starting lineup.....	
Oliver, Marshall, Foster, Drew, Fenner.....	0-1
Oliver, Marshall, Foster, Ramsey, Caroline.....	1-0
Oliver, Marshall, Foster, Drew, Caroline.....	4-1
Oliver, Marshall, Hall, Drew, Caroline.....	7-0
Oliver, Marshall, Fenner, Drew, Caroline.....	1-1

he had scored less than 10 points in back-to-back games.

- Recorded his second double-double of the season with 17 points and 13 rebounds against the Towson Tigers on Dec. 21.
- Oliver scored less than 10 points (9) for just the third game all year against SJSU. Oliver also netted eight points at Bradley that snapped a 21-game streak of 10 or more points dating back to last season.
- Set a career high in threes made with four in the game against UC Irvine, going perfect from beyond the arch.
- Recorded 35 blocks in the last 11 games.
- Picking right up where he left off last year, Oliver is first in the conference and 10th in the nation in blocks per game (2.94).
- Has three or more blocks in 31 games during his career and just twice failed to record a block. Has three or more blocks 10 times this season.
- Has started 47 straight games dating back to last season.
- Was named to the Great Alaska Shootout All-Tournament team.
- Hit 20 or more points in a game for a third consecutive game and ninth time of his career with 22 against Oakland on Nov. 23.
- Set a career high in first half scoring with 20 points against Oregon State. The sophomore finished with 24 points.
- Set the overall Wolf Pack and MW freshman record with 99 blocks in 2015-16.
- Was named to the 2016-17 Mountain West preseason team by the conference media.
- Set a MW record with 24 rebounds in the win over Fresno State on Feb. 13, 2016 and scored 20 points to post a 20-20 game which helped him earn MW Player of the Week honors.

D.J. FENNER NOTES

Senior D.J. Fenner moved up two spots on the Nevada all-time list in career points against SDSU,

NEVADA IN THE NCAA AND MOUNTAIN WEST Thru Jan. 4

STATISTIC	NCAA RANK	MW RANK	AVG./TOTAL
Assist turnover ratio	35th	2nd	1.35
Assists per game	71st	1st	15.9 apg
Blocks per game	52nd	1st	4.9 bpg
Defensive rebounds per game	69th	4th	27.56 bpg
Free throw attempts	8th	3rd	413 fta
Free throws made	17th	4th	281 ftm
Personal fouls	10th	1st	15.4 fpg
Scoring	96th	2nd	77.8 ppg
Three point FG defense	19th	1st	29.3
Three point FG attempts	53rd	2nd	369
Three point FG made per game	60th	2nd	9.0
Three point FG percentage	45th	2nd	39.0
Total blocks	27th	1st	79
Total rebounds	23rd	4th	621
Turnovers per game (Fewest)	51st	3rd	11.8

	STATISTIC	NCAA RANK	MW RANK	AVG./TOTAL
Jordan Caroline	Defensive rebounds per game	105th	5th	5.63
	Double-doubles	30th	2nd	6
	Free throw attempts	7th	1st	115
	Free throws made	73rd	4th	66
	Minutes per game	63rd	2nd	34.5
	Offensive rebounds per game	12th	1st	3.94
	Rebounds per game	38th	2nd	9.6
Lindsey Drew	Total minutes	12th	2nd	553
	Total rebounds	18th	2nd	153
	Total assists	17th	1st	87
	Assists per game	44th	1st	5.4 apg
Marcus Marshall	Assist turnover ratio	43rd	1st	2.81
	Free throw attempts	87th	4th	84
	Free throws made	61st	3rd	68
	Minutes per game	59th	1st	34.6 mpg
Cameron Oliver	Scoring	37th	1st	20.4 ppg
	Three point attempts	3rd	1st	150
	Three point FG percentage	79th	1st	40.0
	Three point FG made per game	5th	1st	3.75 fmpg
	Total FG attempts	18th	1st	232
	Total FG made	45th	2nd	99
	Total three point FG made	3rd	1st	60
	Total minutes	10th	1st	555
	Total points	13th	1st	326
	Blocks per game	10th	1st	2.94 bpg
	Defensive rebounds per game	73rd	4th	6.00
	Total blocks	5th	1st	47
	Total rebounds	85th	5th	119



NATIONAL RANKINGS

AP Top 25 (Dec. 26)

RK	TEAM	RECORD	PTS
1	Villanova (59)	14-0	1,619
2	Baylor (6)	13-0	1,532
3	Kansas	12-1	1,503
4	UCLA	14-1	1,406
5	Gonzaga	14-0	1,357
6	Kentucky	11-2	1,280
7	West Virginia	12-1	1,179
8	Duke	12-2	1,090
9	Louisville	12-2	1,063
10	Creighton	13-1	1,015
11	Virginia	11-2	954
12	Florida State	14-1	902
13	Wisconsin	12-2	865
14	North Carolina	12-3	785
15	Oregon	13-2	771
16	Xavier	12-2	634
17	Arizona	13-2	613
18	Butler	12-2	477
19	Saint Mary's	12-1	416
20	Purdue	12-3	405
21	Virginia Tech	12-1	293
22	Cincinnati	12-2	258
23	Notre Dame	12-2	250
24	Florida	10-3	193
25	Indiana	10-4	74
25	USC	14-1	74

Others receiving votes: Minnesota 56, Clemson 23, Miami 16, Maryland 6, Kansas State 5, Seton Hall 3, Iowa State 3, Northwestern 2, VCU 2, UNC Wilmington 1

USA Today Coaches Poll (Dec. 26)

RK	TEAM	RECORD	PTS
1	Villanova (30)	14-0	774
2	Kansas (1)	12-1	723
3	Baylor	13-0	718
4	Gonzaga	14-0	666
5	UCLA	14-1	655
6	Kentucky	11-2	600
7	West Virginia	12-1	555
8	Duke	12-2	510
9	Louisville	12-2	493
10	Creighton	13-1	453
11	Wisconsin	12-2	439
12	Virginia	11-2	397
13	Florida State	14-1	383
14	Oregon	13-2	348
15	Xavier	12-2	347
16	North Carolina	12-3	342
17	Arizona	13-2	321
18	Butler	12-2	250
19	Saint Mary's	12-1	241
20	Purdue	12-3	190
21	Notre Dame	12-2	150
22	Cincinnati	12-2	144
23	Virginia Tech	12-1	88
24	Florida	10-3	80
25	Indiana	10-4	77

Others receiving votes: USC 49, South Carolina 23, Miami 19, Minnesota 9, California 7, Kansas State 7, New Mexico State 4, Clemson 4, UNC Wilmington 4, Maryland 2, Nebraska 1, Oklahoma State 1, Seton Hall 1

passing Dwayne Randall (1984-86) at 1,060 and Matt Williams (1987-91) at 1,062. Fenner now has 1,064 career points, 35 short of passing former teammate Marqueze Coleman at 1,098.

- Is averaging 17.8 points per game in true road games this year.
- Has scored 59 points in the last three road games, proving to be a menace to home teams.
- Earned his third start of the year at home against San Diego State, putting up 17 points.
- Put up 18 points at Fresno State, the most since scoring 20 at Washington on Dec. 11.
- Is shooting .477, the highest percentage of the double figure scorers on the team and second-highest overall.
- His 17 points against the Aztecs marked the 12th game this year the senior has scored in double figures.
- Scored in double figures in six straight games earlier this season and had the streak snapped with his six against UC Santa Barbara. Fenner averaged 15 points per game over the stretch from Nov. 26 to Dec. 21.
- Scored at least 20 points in back-to-back road games with 21 at Bradley and 20 at Washington.
- Put up a season high with 21 points at Bradley on Dec. 3, coming off the bench.
- Went 5-of-6 from beyond the arch against Bradley, a career high for the senior.
- Is the only member of the Wolf Pack who has been at Nevada for four years of his collegiate basketball career.

LINDSEY DREW NOTES

- Sophomore Lindsey Drew has embraced the traditional point guard role. Drew is averaging a MW-high 5.4 assists per game and set a career high with nine against Oakland in the Great Alaska Shootout.
- Has managed to keep the ball safe with all his assists, leading the Mountain West with a 2.81 assist-turnover ratio.
- Has had six or more assists in nine games this season, most recently against San Diego State.
- Scored seven points with six assists, four blocks and no turnovers against SDSU.
- Recorded a game-high seven assists at Fresno State, just two short of his career high.
- Put up 10 rebounds in the game against UCSB, his second double-figure rebounding game of the season.
- Scored a season-high 12 points against UC Irvine, getting into double figures for the fourth time this season. Netted 11 points in each of the other three games.
- Tied his career high with three made three-pointers vs. UCI, going perfect from beyond the arch. He also drained three long balls against Buffalo.
- Came just two assists short of a triple-double at Bradley, ending the night with a 14 rebounds, 11 points and eight assists. It was his first career double-double.
- The 14 rebounds at Bradley are the most of any Wolf Pack player this season.
- Was named to the Great Alaska Shootout All-Tournament team.
- Had his first double-digit game of the season at home against Iona, putting up 11 points and coming just one rebound short of a double-double.
- Set a Nevada freshman record with 56 steals in the 2015-16 season.

JORDAN CAROLINE NOTES

- Sophomore Jordan Caroline tops the team averaging 9.6 boards per game which is second in the Mountain West and 42nd in the entire NCAA.
- Recorded his team-best sixth double-double of the season with 19 points and 11 rebounds, the eighth time the sophomore has eclipsed 10 rebounds and the 10th time he's hit double-figure scoring.
- Tied his career high in rebounds for the third time this season with 13 boards at Fresno State.
- Scored more than 10 points for a sixth straight game, finishing the game against SJSU with 13 points. The streak ended at Fresno State with his eight points.
- Picked up his fifth double-double of the year after putting up 20 points and 12 rebounds against the UCSB Gauchos. It was Caroline's second double-double in just three games.
- Earned MVP honors at the South Point Holiday Hoops Classic after averaging 17 points and 10.5 rebounds per game.
- Has grabbed his season-high 13 rebounds in three game this season (vs. Iona at home, against UC Irvine and at Fresno State).
- Scored 20 points for a second time this season against UCSB.
- Scored a season-high 23 points against Bradley, in his return to his home state of Illinois, as the game's top scorer.
- Named the Dec. 5 MW Player of the Week for his after averaging 16 points, 7.5 rebounds and three assists in wins over Pacific and at Bradley
- Recorded three straight double-doubles earlier in the season, finishing the streak with 10 points and 10 rebounds against Oakland on Nov. 23. Also had double-doubles vs. Oregon



NEVADA ROSTER BREAKDOWN

Returning Starters (4): Cameron Oliver, D.J. Fenner, Elijah Foster, Lindsey Drew.

Returning Letter winners (4): Cameron Oliver, D.J. Fenner, Elijah Foster, Lindsey Drew.

By Class: *Seniors (3):* D.J. Fenner, Marcus Marshall, Kendall Stephens; *Juniors (5):* Leland King II, Elijah Foster, Collin Weaver, Cody Martin, Caleb Martin;

Sophomores (5): Cameron Oliver, Lindsey Drew, David Cunningham, Jordan Caroline, John Carlson;

Freshman (4): Devearl Ramsey, Charlie Tooley, David Kyle, Josh Hall.

By Geography: *California (6):* Lindsey Drew (Encino), Leland King II (Inglewood), Cameron Oliver (Oakland), David Cunningham (Sacramento), Devearl Ramsey (Los Angeles), Charlie Tooley (Granite Bay); *Illinois (2):* Jordan Caroline (Champaign), Kendall Stephens (St. Charles); *Nevada (2):* John Carlson (Reno), David Kyle (Reno); *North Carolina (2):* Caleb Martin (Mocksville), Cody Martin (Mocksville); *Washington (2):* D.J. Fenner (Seattle), Elijah Foster (Seattle); *Arizona (1):* Collin Weaver (Glendale); *Minnesota (1):* Marcus Marshall, *Texas (1):* Josh Hall (Houston).

By Height: *5-11 (1):* Devearl Ramsey; *6-0 (1):* Charlie Tooley; *6-3 (2):* Marcus Marshall, Collin Weaver; *6-4 (2):* Lindsey Drew, David Cunningham; *6-6 (3):* D.J. Fenner, David Kyle, Josh Hall; *6-7 (6):* Elijah Foster, Jordan Caroline, Leland King II, Caleb Martin, Cody Martin, Kendall Stephens; *6-8 (2):* Cameron Oliver, John Carlson.

By Position: *Guard (9):* Devearl Ramsey, Charlie Tooley, Marcus Marshall, Collin Weaver, Lindsey Drew, David Cunningham, D.J. Fenner, Josh Hall, Kendall Stephens; *Forward (8):* Elijah Foster, Jordan Caroline, Leland King II, Caleb Martin, Cody Martin, Cameron Oliver, John Carlson, David Kyle.

Experience: *Three Letters (1):* D.J. Fenner;

Two Letters (1): Elijah Foster;

One Letter (2): Lindsey Drew, Cameron Oliver;

Transfers (8): Marcus Marshall, Jordan Caroline, Leland King II, Caleb Martin, Cody Martin, Kendall Stephens, Collin Weaver, John Carlson; *High School (4):* Devearl Ramsey, Charlie Tooley, Josh Hall, David Kyle; *Squad (1):* David Cunningham.

Upcoming Promotions

Jan. 18 vs. Air Force

Heros Day

Jan. 21 vs. Fresno State

Cyber Monday Deal

Jan. 28 vs. New Mexico

Pink game

State (12 pts, 12 rebs) and at home vs. Iona (15 pts, 12 rebs).

- Played almost the entire game against Oakland, logging 40- minutes in the win.

- Has led the Pack in rebounding in 10 games this season with eight being game highs; OSU (12), Iona (13), Pacific (10), at Washington (9), UCI (13), UCSB (12), Fresno State (13) and SDSU (11).

LELAND KING II NOTES

- Junior Leland King II has seen a bump in his playing time, averaging 15.2 minutes per game over the last nine games. In the stretch, King is averaging 5.8 points and 4.6 rebounds per game.

- Logged eight points and five rebounds at Fresno State.

- Recorded his first career double-double, ending the game against San José State with 13 points and 12 rebounds. Both are career highs.

- After not playing in back-to-back games has seen action in the last 10 including 25 minutes against SJSU, 21 at Bradley, 20 at Fresno State and 17 in the win at Washington.

DEVEARL RAMSEY NOTES

- Freshman Devearl Ramsey earned his second start of the season against SJSU, finishing the game with four points in 17 minutes.

- Recorded five rebounds while playing the second-most minutes of his career against San Diego State, logging 18 minutes on the court .

- After missing three straight games with a knee bruise, saw action in both games of the Holiday Hoops Classic, playing 12 minutes against UCSB and providing strong defense for the Pack.

- Got his first career start against the Lions of Loyola Marymount, putting in a career-high 21 minutes.

- Recorded four assists in the first half of the game against LMU.

JOSH HALL NOTES

- Left the game against San José State late in the first half after a bad fall to the ground. He was carted off the court on a stretcher and diagnosed with a concussion. His return is unknown.

- Scored a career-high 15 points against the Towson Tigers, helping to fill a gap left by Marcus Marshall in the first half who was on the bench with two fouls.

- Earned a season and career high 25 minutes against the Towson Tigers.

TWO 1,000 POINT SCORERS

Both seniors D.J. Fenner and Marcus Marshall have eclipsed 1,000 career points. While Marshall split his between Missouri State and Nevada, Fenner has scored all of his with the Pack. Fenner currently has a total of 1,064 points and Marshall sits at 1,139.

COMING IN CLUTCH

Nevada can pull out the close games, going 5-2 so far this season in games decided by five points or less. The Pack is 8-2 in games where the margin of victory is less than 10.

#DEFENDLAWLOR

Nevada is perfect this season at home, going 7-0 in Lawlor Events Center. The seven victories this year extend a 12-game win home win streak dating back to last season.

MOUNTAIN WEST TOURNEY TICKETS NOW AVAILABLE

Tickets are now available for the Mountain West Basketball Championships, set for March 6-11 in Las Vegas, and can be purchased by calling 348-PACK. The men's tournament is slated to start Wednesday, March 8 with the championship game scheduled for Saturday, March 11.

YOUNG GUYS STARTING FOR PACK

Nevada has started Marcus Marshall, Cameron Oliver, Jordan Caroline, Lindsey Drew and Josh Hall in seven games this season, although freshman Devearl Ramsey started in place of Drew against San José State. Marshall is the only upperclassman of the group, featuring three sophomores; Oliver, Caroline and Drew along with a true freshman in Hall. Hall is out indefinitely with a concussion and senior D.J. Fenner has been starting in his place.

BACK-TO-BACK MW PLAYERS OF THE WEEK

Marcus Marshall made it back-to-back Mountain West Players of the Week for the Wolf Pack after his 32 point performance at Washington. Marshall's bucket with .2 seconds on the clock gave the Pack the 87-85 victory and earned him the honor for Dec. 12.

Jordan Caroline earned the Dec. 5 honor after averaging 16 points, 7.5 rebounds and three assists in wins over Pacific and at Bradley. At Bradley he scored a season-high 23 points and in the home win vs. Pacific totaled nine points and 10 rebounds.



MW STANDINGS (as of Jan. 1)

	MW	Overall
Boise State	3-0	10-4
Nevada	2-1	13-3
Fresno State	2-1	10-5
Colorado State	2-1	10-6
New Mexico	2-1	9-6
Air Force	1-1	8-7
Wyoming	1-2	11-5
UNLV	1-2	8-8
Utah State	1-2	7-7
San Diego State	0-2	8-6
San José State	0-2	7-6

PACK MW PLAYERS OF THE WEEK

Dec. 5 Jordan Caroline, So., F, Nevada

Dec. 12 Marcus Marshall, Sr., G, Nevada

2015-16 MOUNTAIN WEST

2016-17

Preseason MW Media Poll

Rk.	Team (1st-place votes)	Points
1.	San Diego State (23)	293
2.	Nevada	253
3.	New Mexico (3)	249
4.	Fresno State (1)	200
5.	Boise State	164
6.	Utah State	153
7.	Colorado State	146
8.	UNLV	120
9.	Air Force	90
10.	Wyoming	73
11.	San José State	41

Preseason All-Mountain West Team

Name	Position	Class	Institution
Cameron Oliver	F	So.	Nevada
Elijah Brown	G	Jr.	New Mexico
Trey Kell	G	Jr.	San Diego State
Jalen Moore	W	Sr.	Utah State
Tim Williams	F	Sr.	New Mexico

Preseason Player of the Year

Elijah Brown, Jr., G, New Mexico

Preseason Newcomer of the Year

Montaque Gill-Caesar, So., G, SDSU

Preseason Freshman of the Year

Jalen McDaniels, F, San Diego State

Koby McEwen, G, Utah State

LOGGING THE MINUTES

Three of the Pack's starters are logging heavy minutes this season and are in the top 10 in the MW. Senior Marcus Marshall (34.7) leads the conference in minutes per game, followed by sophomore Jordan Caroline (34.6) in second. Sophomore Lindsey Drew (31.9 mpg) is eighth in the conference. Marshall is 59th in the nation.

Marshall has played 34 or more minutes in 13 games and all 40 vs. Buffalo. Sophomore Cameron Oliver has also played a complete game this year with his 40 minutes at home against San Diego State. Drew has seen 31 or more minutes of action in 12 games and a season-high 39 twice. Caroline has logged 33 or more minutes in 12 games and played just under 40 minutes in the win over Oakland.

DREW AND MARSHALL MAKE A GOOD PAIR

Nevada's backcourt of sophomore Lindsey Drew and senior Marcus Marshall have formed a good pair in their first season together. Drew leads the MW averaging 5.4 assists per game while Marshall is fifth at 3.1 per game. Drew (2.8) and Marshall (2.0) are one-two in assist to turnover ratio in the MW.

Both have a nine assist game which is the tops on the team this season and the second best game in the MW this year.

Marshall tops the conference scoring 20.4 points per game and making 3.75 three-pointers per game. He is also among the MW leaders in free throw percentage, field goal percentage and three-point percentage.

The do-it-all Drew is averaging 4.9 rebounds per game. His 14 rebound game at Bradley is the high for a Pack player and is tied for the fourth best total in the MW.

SECOND HALF TEAM

The Nevada men's basketball team has been know as a second-half team under the leadership of Eric Musselman. The Wolf Pack has outscored its opponents by 82 (659-577) in the second half.

Four times the Pack rallied from halftime deficits to earn victories. At the Great Alaska Shootout Nevada trailed Oakland by 16 points (44-28) but fought back to win 82-78. It was the largest halftime deficit overcome in GAS history. The other three come from behind victories were over UCSB, trailed by one, 39-38, at halftime, Iona, trailed 44-34 at halftime and vs. Buffalo, trailed 33-30 at the break.

LAST THREE GAMES

SAN DIEGO STATE: For the first time since 1999, Nevada defeated San Diego State by a margin of 72-69 in Lawlor Events Center.

Both sophomores Jordan Caroline and Cameron Oliver recorded double-doubles, the second time this season two Pack players have accomplished the feat in the same game.

FRESNO STATE: Nevada suffered just its third loss of the season at Fresno State, losing by one, 77-76.

Both senior D.J. Fenner (career points) and sophomore Cameron Oliver (career blocks) made moves in the Nevada history book.

SAN JOSÉ STATE: The Wolf Pack got off to a perfect start to conference play with an 80-55 victory over the San José State Spartans

Sophomore LeLand King II recorded his first ever double-double with 13 points and 12 rebounds, a career high.

THREE NAMED TO GREAT ALASKA SHOOTOUT ALL-TOURNAMENT TEAM

Senior Marcus Marshall and sophomores Cameron Oliver and Lindsey Drew were named to the All-Tournament team after the championship game of the Great Alaska Shootout.

Over the course of the tournament, Marshall averaged 23 points a game, Oliver 14.7 with 8.3 rebounds and Drew was a strong playmaker with 8.33 assists per game.

MARSHALL AND CAROLINE EARN HOLIDAY HOOPS CLASSIC HONORS

Sophomore Jordan Caroline, who averaged 17 points and 10.5 rebounds per game, was named the MVP of the South Point Holiday Hoops Classic. Senior Marcus Marshall earned all-tournament honors with his 21 points per game. Marshall also averaged 3.0 rebounds and shot .500 from behind the arc, making 12-of-24.

WOLF PACK IN THE NBA

Three Nevada alum hold roster spots in the NBA in Ramon Sessions (Bobcats), JaVale McGee



1,000 POINT SCORERS AT NEVADA

Rk	Name	Years	Points
1.	Nick Fazekas	2004-07	2,464
2.	Deonte Burton	2010-14	2,102
3.	Marcelus Kemp	2004-08	1,939
4.	Edgar Jones	1976-79	1,877
5.	Alex Boyd	1967-70	1,731
6.	Terrance Green	1999-03	1,646
7.	Pete Padgett	1972-76	1,642
8.	Ric Herri	1989-93	1,512
9.	Darryl Owens	1986-89	1,504
10.	Malik Story	2010-13	1,476
11.	Armon Johnson	2007-10	1,441
12.	Kirk Snyder	2001-04	1,404
13.	Gary Hill-Thomas	2000-04	1,340
14.	Luke Babbitt	2008-10	1,316
15.	Brandon Fields	2006-10	1,271
16.	Kevin Soares	1988-92	1,261
17.	Nap Montgomery	1964-66	1,249
18.	Ken "Tree" Green	1981-83	1,212
19.	Mike Gray	1977-79	1,125
20.	Dario Hunt	2008-12	1,103
21.	Marqueze Coleman	2012-16	1,098
22.	D.J. Fenner	2013-	1,064
23.	Matt Williams	1987-91	1,062
24.	Dwayne Randall	1984-86	1,060
25.	Marvin Buckey	1972-74	1,039
26.	Faron Hand	1994-97	1,034

(Warriors) and Luke Babbitt (Heat). In the history of the program 14 Wolf Pack players have been drafted and 10 played in the league.

NEWCOMERS GALORE

Nine fresh faces will hit the court for Nevada in the 2016-17 season. Topping the long list are three transfers who sat out last year under NCAA transfer rules but practiced with the team. Senior guard Marcus Marshall comes from Missouri State where he averaged 19.5 points a game. Junior Leland King II averaged 14.6 ppg as a Brown Bear. Sophomore Jordan Caroline hails from Southern Illinois, putting up 9.2 ppg. Sophomore forward John Carlson will be eligible in the second semester.

DAVIS SIGNS TO PLAY AT NEVADA

RENO, Nev. -- University of Nevada head men's basketball coach Eric Musselman has signed 6-9 forward Shawntrez Davis to a National Letter of Intent to play for the Wolf Pack in 2017-18. Davis comes to the Pack from South Plains College in Levelland, Texas.

Davis played his freshman season at Palm Beach College in Lake Worth, Fla., where he averaged 11.4 points, 6.3 rebounds, 1.5 assists per game. From the field he connected on 57.9 percent of his shots.

Coming out of high school Davis was a four-star recruit from LaGrange, Ga. who played at Sound Doctrine Christian Academy. He was ranked the No. 46 power forward and No. 187 player overall, according to 247Sport's Composite Rating as a prep senior.

RICE JOINS MUSSELMAN'S STAFF

Dave Rice is one of three new assistant coaches to start at Nevada this season. Rice comes to the Pack from UNLV, where he was head coach from 2011-16. Rice has been a coach since 1992, and boasts a 98-54 record as head coach of the Runnin' Rebels.

HUFNAGEL COMES TO NEVADA

Former Harvard, Vanderbilt and Cal assistant coach Yanni Hufnagel has come to Reno to join Eric Musselman's staff. Hufnagel is a strong recruiter and brings high energy to the practice court.

DUPREE ADDS TO ASSISTANT COACH STAFF

Ronald Dupree comes to Nevada from Louisiana State, where he was the director of student development. Dupree brings NBA playing experience with his eight season career in the pros.

NO. 15 FOR YOU AND YOU AND YOU

All three of Musselman's assistants have coached an eventual No. 1 NBA draft pick in their time.

-Dave Rice: Anthony Bennett - 2013 Cleveland (UNLV)

-Yanni Hufnagel: Blake Griffin - 2009 LA Clippers (Oklahoma)

-Ronald Dupree: Ben Simmons - 2016 Philadelphia (LSU)

Musselman against...

Air Force	2-0	Montana State	1-0	Vermont	1-0	American East	1-0
Boise State	0-2	Morehead State	2-1	Washington	1-0	Big Sky	4-0
Bradley	1-0	New Mexico	1-2	Wichita State	0-1	Big West	2-2
Buffalo	1-0	Oakland	1-0	Wyoming	2-0	Colonial Athletic	1-0
Cal State Fullerton	0-1	Oregon State	1-1			Horizon League	1-0
Coastal Carolina	1-0	Pacific	2-0			MAAC	1-1
Colorado State	1-1	Portland State	1-0			Mid-American	1-0
Drake	1-0	Saint Mary's	0-1			Missouri Valley	2-1
Eastern Wash.	1-0	San Diego State	1-2			Mountain West	13-10
Fresno Pacific	1-0	San José State	2-0			Ohio Valley	2-1
Fresno State	1-2	Santa Clara	1-0			Pac-12	2-1
Hawai'i	0-1	Towson	1-0			Pac West	2-0
Holy Names	1-0	UC Irvine	1-0			Sunbelt Conference	1-0
Iona	1-1	UC Santa Barbara	1-0			WCC	4-1
Loyola Marymount	1-0	UNLV	1-1				
Montana	1-0	Utah State	2-0				

Wolf Pack Record by Jersey

Black | 1-3 (0-1 MW) - at SMC (L), vs. Iona (L), at UW (W), at FS (L)

White Script Pack | 4-0 (1-0 MW) | LMU (W), Iona (W), Oakland (W), SJSU (W)

Silver | 4-0 (1-0 MW) - OSU (W), Buffalo (W), vs. Towson (W), UNM (W)

Turquoise (N7) | 2-0 (0-0 MW) - Pacific (W), UCSB (W)

Blue | 2-0 (0-0 MW) - at Bradley (W), UCI (W)



HEAD COACH ERIC MUSSELMAN (@EricPMusselman)



2016 Bleacher Report MW Coach of the Year

Eric Musselman was named the 18th coach at the University of Nevada on March 26, 2015. Musselman signed a five-year contract that runs through the 2019-20 season.

In his first season at Nevada head coach Eric Mus-

selman changed the culture of the men's basketball team. Musselman led the Wolf Pack to a 24-14 record and the College Basketball Invitational Championship. The 85-82 overtime CBI Championship victory over Morehead State came on Apr. 1, marking the first time a Wolf Pack basketball team had played a game in the month of April. BleacherReport named him their Mountain West Coach of the Year.

The 24 wins is the sixth most in school history and the 20-win season is the 13th in 102 years of Nevada basketball. He joined Mark Fox (2004-05) and David Carter (2008-09) as the third consecutive first-year coach to win 20 games leading Pack basketball team. Musselman also won his first collegiate game when the Pack defeated Coastal Carolina 73-56 in Hawaii.

The Pack's 15-win improvement from nine wins to 24 ranked the team as the sixth most improved NCAA I squad in the country.

Three members of the Pack earned postseason honors under his direction. Senior Marqueze Coleman earned second-team All-MW honors from the coaches and media. Coleman was also named to the NABC District 17 team. Coleman's 1098 career points ranks 21st in school history.

Fellow senior Tyron Criswell was selected as the MW Sixth Man of the Year by the conference media. Criswell ended his final campaign being named the MVP of the CBI.

Freshman Cameron Oliver had one of the best seasons by a Pack freshman breaking the Nevada record, school freshman mark and MW freshman record with his 99 blocks. Oliver was selected as the Freshman of the Year by the MW media and to their All-MW second team. The conference coaches named him to their defensive team and third team. After back-to-back double-doubles at the MW Championships he was named to the All-MW Tournament team. He was the only player on the squad that did not play in the title game.

Nevada is Musselman's first collegiate head coaching position but he has been a head coach for seven professional teams, including two seasons with the Golden State Warriors (2002-04) and one with the Sacramento Kings (2006-07). He has won more than 500 games as a head coach with an overall winning percentage of .625 (566-340).

The 51-year old Musselman spent the past three seasons as an assistant coach at power five schools Arizona State and LSU. In 2013 the Sun Devils advanced to the second round of the NIT and earned a trip to the NCAA Tournament in 2014. The 2015 Tiger squad also advanced to the NCAA Tournament.

The 2013 ASU squad improved by 12 wins and advanced to postseason play for the first time in three years. He was promoted to associate head coach prior to the 2013-14 season.

While at ASU, Musselman coached 2013 second-round NBA selection Carrick Felix, 2012-13 Pac-12 co-Freshman of the Year Jahii Carson and Jordan Bachynski who led the nation in blocks in

2013-14.

In his only season at LSU, he coached two first-team All-SEC selections in Jarrell Martin and Jordan Mickey. Mickey was also selected to the SEC All-Defensive team.

Musselman returns to Reno where he spent the 2010-11 season coaching the NBA D-League's Bighorns and led them to the only Western Conference title in franchise history.

The Ashland, Ohio native is one of 10 former NBA head coaches working in NCAA basketball. He joins John Calipari (Kentucky), Rick Pitino (Louisville), Larry Brown (SMU), Lon Kruger (Oklahoma), Larry Krystkowiak (Utah), Eddie Jordan (Rutgers), Mike Dunlap (LMU), Tim Floyd (UTEP) and Reggie Theus (Cal State Northridge) as former NBA head coaches that are current college head coaches.

His father Bill was also an NBA head coach and they were the first father-son combination to become head coaches in the NBA. Bill also coached the Reno Bighorns of the CBA in 1978-79.

Musselman's first head coaching job came at the age of 23 when he was hired by the Rapid City Thrillers of the Continental Basketball Association in 1989. He was the youngest coach in CBA history and the fastest to win 100 games.

Musselman has served as a head coach in the CBA, the United States Basketball League (USBL) and the NBADL along with the two NBA head coaching stops. His teams have collected six division titles and have advanced to the postseason all seven times. He has coached 24 players that went on to play in the NBA. Five times he was named CBA all-star coach.

He led the USBL Florida Sharks to a 53-3 record in two seasons and a league championship which earned him USBL Coach of the Year honors.

After working as an assistant under Doc Rivers and Hall of Fame coach Chuck Daly, he was named the head coach of the Golden State Warriors in 2002. He led the Warriors to 38 wins, a team-high in more than 10 years, and was runner-up in the NBA Coach of Year voting. He also coached the Warriors during the 2003-04 season.

Following a year as an assistant with the Memphis Grizzlies under Mike Fratello, he coached the Sacramento Kings for the 2006-07 season.

Musselman worked as an analyst on radio and television prior to coaching the Reno Bighorns (2010-11) and LA D-Fenders (2011-12) of the NBADL. In 2012 he earned Coach of the Year honors.

THE MUSSELMAN FILE

HEAD COACHING EXPERIENCE

2015-current: Nevada

1989-95: Rapid City Thrillers (CBA)
1995-96: Florida Sharks (USBL)
1996-97: Florida/W. Palm Beach Dogs (CBA)
2002-04: Golden State Warriors (NBA)
2006-07: Sacramento Kings (NBA)
2010-11: Reno Bighorns (NBADL)
2011-12: Los Angeles D-Fenders (NBADL)

NBA ASSISTANT EXPERIENCE

1998-00: Orlando Magic
2000-02: Atlanta Hawks
2004-07: Memphis Grizzlies

COLLEGE COACHING EXPERIENCE

2012-13: Assistant Coach, Arizona State
2013-14: Associate Head Coach, Arizona State
2014-15: Associate Coach, LSU
2015- : Head Coach, University of Nevada

EDUCATION

University of San Diego, 1987

Birth Date: November 19, 1964

Age: 52

Hometown: Ashland, Ohio

Wife: Danyelle

Children: Michael (19); Matthew (14); Mariah (5)

While coaching the Reno Bighorns in NBADL he worked with Jeremy Lin, Danny Green and Steve Novak who were called up to the NBA. Gerald Green, Malcom Thomas, Darius Morris, Jamarion Moon and Courtney Fortson earned trips to the NBA when he coached them with the D-Fenders.

Musselman has experience coaching international basketball having served as the head coach of the Dominican Republic National Team (2010-11), The US and Team China in the Adidas Global Experience (2009, 2010) and The Venezuela National Team (2011-13).

Born in Ashland, Ohio he attended high school in Brecksville south of Cleveland. He attended the University of San Diego and helped the Toreros to a 24-6 record as a senior and a trip to the NCAA Tournament. USD lost in the first round to Auburn. While at USD he was named to the West Coast Conference All-Academic team three times and the Toreros played in two NCAA Tournaments.

Musselman is married to Danyelle Sargent Musselman who has worked at ESPN, Fox Sports and the NFL Network as a broadcaster. Musselman has two sons Michael (19) and Matthew (14) and the couple has a daughter Mariah (5).

NBA HEAD COACHES GO BACK TO SCHOOL

Head coach Eric Musselman is one of eleven former NBA head coaches that now lead programs at the Division I level:

Eric Musselman (Nevada) - John Calipari (Kentucky)

Rick Pitino (Louisville) - Larry Brown (SMU)

Lon Kruger (Oklahoma) - Leonard Hamilton (Florida State)

Larry Krystkowiak (Utah) - Eddie Jordan (Rutgers)

Mike Dunlap (LMU) - Reggie Theus (Cal State Northridge)

Avery Johnson (Alabama) - Mike Dunleavy Sr. (Tulane)

THE POWER OF MUSS

Known as a stellar developer of talent, Musselman

has seen many of players get

called up to the NBA when he was a

head coach in the D-League:

Jeremy Lin (Reno Bighorns)

Danny Green (Reno Bighorns)

Steve Novak (Reno Bighorns)

Gerald Green (Los Angeles D-Fenders)

Malcolm Thomas (Los Angeles D-Fenders) Darius Morris (Los Angeles D-Fenders)

Jamarion Moon (Los Angeles D-Fenders) Courtney Fortson (Los Angeles D-Fenders)



2016-17 NEVADA WOLF PACK MEN'S BASKETBALL — GAME NOTES



#0 • CAMERON OLIVER
6-8 • 235 • SO-1L • FORWARD
OAKLAND, CALIF.
(GRANT HS)

2016-17 HONORS

- ▶ MW preseason team
- ▶ College Sports Madness - first team
- ▶ Named to Great Alaska Shootout all-tournament team
- ▶ GCI GAS Player of the Game - 22 points vs. Oakland
- ▶ CBSSN Mighty Moose Award - 22 points vs. Oakland

Posted his third double-double of the season finishing with 17 points and 11 rebounds in the win over SDSU ... Three double figure rebound games in the last five ... Put back Dunk against SDSU earned a spot in the ESPN Top 10 ... Four double figure rebound games on the season; Buffalo (12), Towson (13), SJSU (10) and SDSU (11) ... Three double-doubles; vs. Buffalo (12 pts, 12 rebs), vs. Towson (17 pts, 13 rebs), and SDSU (17 pts, 11 rebs) ... The 13 boards versus Towson are season high ... Two or more blocks in the last 11 games and three or more in eight of those contests ... In the last 11 games has 35 total blocks ... Scored a team-high 18 points and just missed a double-double finishing with nine boards in the Pack's win over UC Irvine ... Perfect from behind the arc making a career-high four 3-pointers in the UCI game ... Finished with 18 points at Washington to go along with four rebounds and three blocks ... First in the conference in total blocks (47) and blocks per game (2.9), 10th nationally in blocks per game and fifth in total blocks ... Did not score in double figures for the first time this season finishing with eight in the win at Bradley that snapped a 21-game streak of reaching double figures dating back to last season ... Third on Nevada's career blocks list with 146 in 54 games ... Named to the GAS all-tournament team after averaging 14.7 points, 8.3 rebounds and 3.3 blocks per game ... Stretch of three consecutive 20-point games; 24 vs. Oregon State, 22 at home vs. Iona, and 22 vs. Oakland ... Five games with four or more blocks this season with a season-best five coming against SMC (11/11/16), vs. Buffalo (11/25/16) and Pacific (11/29/16) ... Has 31 career games with three or more blocks ... Led the Pack, scoring a team-high 22 points in the home win over Iona, making 8-of-12 shots from the field and 3-of-4 from behind the arc and also had four blocks ... Scored a game-high and season-best 24 points in the win over Oregon State ... Netted a career-high with 20 first half points vs. OSU ... Second on the team and ninth in the MW averaging 15.1 points per game ... Has started 47 consecutive games.

2016-17 Game-By-Game Statistics

Opponent	Date	gs	min	fg-fga	pct	3fg-fga	pct	ft-fa	pct	off	def	tot	avg	pf	a	t/o	blk	stl	pts	avg	
at Saint Mary's (CA)	11/11/16	*	29	5-8	.625	1-2	.500	2-3	.667	0	4	4	4.0	5	2	4	5	1	13	13.0	
LOYOLA MARYMOUNT	11/14/16	*	17	5-9	.556	1-2	.500	3-5	.600	0	1	1	2.5	4	1	1	1	1	14	13.5	
OREGON STATE	11/18/16	*	29	9-12	.750	2-5	.400	4-6	.667	1	6	7	4.0	1	1	2	1	1	24	17.0	
IONA	11/20/16	*	31	8-12	.667	3-4	.750	3-4	.750	1	5	6	4.5	4	2	0	4	1	22	18.3	
vs Oakland	11/23/16	*	37	7-18	.389	3-4	.750	5-6	.833	5	3	8	5.2	4	6	2	1	0	22	19.0	
vs Buffalo	11/25/16	*	33	4-13	.308	2-8	.250	2-3	.667	3	9	12	6.3	3	2	1	5	1	12	17.8	
vs Iona	11/26/16	*	24	4-11	.364	2-6	.333	0-0	.000	1	4	5	6.1	4	4	4	4	1	10	16.7	
PACIFIC	11/29/16	*	36	6-12	.500	3-7	.429	2-3	.667	1	7	8	6.4	1	4	5	5	0	17	16.8	
at Bradley	12/03/16	*	26	2-8	.250	1-3	.333	3-5	.600	3	5	8	6.6	2	1	3	3	1	8	15.8	
at Washington	12/11/16	*	28	5-11	.455	2-5	.400	6-8	.750	1	3	4	6.3	4	1	2	3	0	18	16.0	
UC IRVINE	12/14/16	*	30	6-13	.462	4-4	1.000	2-5	.400	2	7	9	6.5	4	1	2	3	1	18	16.2	
vs Towson	12/21/16	*	38	3-7	.429	1-4	.250	10-14	.714	2	11	13	7.1	2	0	4	2	0	17	16.3	
vs Santa Barbara	12/22/16	*	36	3-12	.250	1-5	.200	2-6	.333	0	6	6	7.0	2	3	1	3	0	9	15.7	
SAN JOSE STATE	12/28/16	*	30	4-9	.444	1-4	.250	0-0	.000	0	10	10	7.2	4	2	2	2	0	9	15.2	
at Fresno State	12/31/16	*	22	4-8	.500	3-6	.500	0-2	.000	0	7	7	7.2	4	0	3	3	1	11	14.9	
SAN DIEGO STATE	01/04/17	*	40	7-18	.389	2-8	.250	1-3	.333	3	8	11	7.4	1	3	3	2	0	17	15.1	
Totals			16	486	82-181	.453	32-77	.416	45-73	.616	23	96	119	7.4	49	33	39	47	9	241	15.1

Games played: 16
 Minutes/game: 30.4
 Points/game: 15.1
 FG Pct: 45.3
 3FG Pct: 41.6
 FT Pct: 61.6

Rebounds/game: 7.4
 Assists/game: 2.1
 Turnovers/game: 2.4
 Assist/turnover ratio: 0.8
 Steals/game: 0.6
 Blocks/game: 2.9

Nevada's Career Blocks List

Player, Year	G	Blk.
1. Dario Hunt, 2008-2012	100	275
2. Nick Fazekas, 2004-07	131	192
3. Cameron Oliver, 2015-present	54	146
4. Edgar Jones, 1975-79	101	142
5. Matt Williams, 1987-91	113	135

MW rankings (conference games): rebounding (10.7 rpg, 3rd), blocks (2.3 bpg, T3rd), defensive rebounds per game (8.3 drpg, 1st).

MW rankings: scoring (15.1 ppg, 9th), rebounding (7.4 rpg, 6th), field goal % (45.3%, 8th), 3-point % (41.6%, 5th), 3-pointers made per game (2.0 pg, T8th), blocks (2.9 bpg, 1st), defensive rebounds per game (6.0 drpg, 4th), minutes per game (30.4 mpg, T13th).

NCAA rankings: blocks (2.94 bpg, 10th), defensive rebounds per games (6.0 drpg, 73rd), total blocks (47, 5th)

Career And Season Highs

Career	Category	2016-17 Season
28 EASTERN WASHINGTON (3/21/16)	PTS	24 OREGON STATE (11/18/16)
12 EASTERN WASHINGTON (3/21/16)	FG	9 OREGON STATE (11/18/16)
21 vs. New Mexico (3/10/16)	FGA	18 twice (last SDSU (1/4/17)
4 UC IRVINE (12/14/16)	3PT	4 UC IRVINE (12/14/16)
8 SDSU (1/4/17)	3PT A	8 SDSU (1/4/17)
10 vs. Towson (12/21/16)	FT	10 vs. Towson (12/21/16)
14 vs. Towson (12/21/16)	FT A	14 vs. Towson (12/21/16)
24 FRESNO STATE (2/13/16)	RBS	13 vs. Towson (12/21/16)
6 vs. Oakland (11/23/16)	A	6 vs. Oakland (11/23/16)
2 X 4 (last NEW MEXICO, 3/5/16)	ST	1 X 8 (last at Fresno State (12/31/16)
6 MOREHEAD STATE (4/1/16)	BK	5 X 3 (last PACIFIC (11/29/16)
42 MOREHEAD STATE (4/1/16)	MN	40 SDSU (1/4/17)

Oliver's Career Statistics

Season	gp-gs	min/avg	Total fg-fga	pct	3-Point fg-fga	pct	F-Throws ft-fa	pct	Rebounds off	def	tot	avg	pf	fo	ast	to	blk	stl	Scoring pts	avg
2015-16	38-33	1118/29.4	201-396	.508	20-61	.328	89-134	.664	103	242	345	9.1	116	6	30	79	99	23	511	13.4
2016-17	16-16	486/30.4	82-181	.453	32-77	.416	45-73	.616	23	96	119	7.4	49	1	33	39	47	9	241	15.1
TOTAL	54-49	1604/29.7	283-577	.490	52-138	.377	134-207	.647	126	338	464	8.6	165	7	63	118	146	32	752	13.9



2016-17 NEVADA WOLF PACK MEN'S BASKETBALL — GAME NOTES



#1 • MARCUS MARSHALL

6-3 • 200 • SR-TR • GUARD

ST. PAUL, MINN.
(MISSOURI STATE)

2016-17 HONORS

- ▶ Dec. 12 MW Player of the Week
- ▶ Named to Great Alaska Shootout all-tournament team
- ▶ All-tournament at South Point Holiday Hoops Classic
- ▶ GCI GAS Player of the Game - 23 points vs. Buffalo
- ▶ CBSSN Mighty Moose Award - 23 points vs. Buffalo

Netted 12 points, dished out four assists and grabbed a season-high five rebounds in the win over SDSU ... Two made free throws with 9 seconds against the Aztecs made the final score 72-69 ... The 12 points snapped a three-game stretch of games of 25 or more points; versus UCSB (25), SJSU (25) and FS (26) ... Eight times has posted a game-high and 11 times has led the Pack in scoring ... Nine times has scored 20 or more points in a game and six times he netted 25 or more ... Tops the MW averaging 20.4 points per game, making 3.8 made 3-pointers per game and 34.7 minutes per game while appearing in the top 10 in five additional categories ... Named to the South Point Holiday Hoops Classic all-tournament team after averaging 21 points in the Pack's two wins ... In the win over UCSB made 7-of-14 three-pointers, the seven made three-pointers tied his collegiate career high first set vs. Tulsa on Dec. 17, 2014 while playing at Missouri State and is tied for the high in the MW this season ... Nationally appears in the top 100 in 12 categories ... Scores 63.1 percent of his points in the second half, 12.9 of 20.4 per game ... Reached double figures in all 16 games ... Named MW Player of the Week after making the winning shot with 0.2 seconds remaining in the Pack's 87-85 victory at Washington as part of a Nevada career-high 32-point effort ... The 32 points is the high scored by a MW player this season ... Scored his 1000th career point at UW combining his 326 this season with his 831 from Missouri State and now has 1157 career points ... Streak of four 20-plus scoring games was snapped when he totaled 17 in the win over Pacific ... Named to the Great Alaska Shootout tournament team after averaging 23 points in the three games ... Scored game-highs in eight contests; 18 vs. LMU, 25 vs. Oakland, 23 vs. Buffalo, 21 vs. Iona, 32 at UW, 25 vs. UCSB, 25 vs. SJSU and 26 at FS ... Versus Oakland and at SMC scored 21 of his 25 points after halftime ... Two or more 3-pointers made in each game this season and three or more in 12 contests ... Dished out a game-high and season-best nine assists in the win over Oregon State that is tied with Lindsey Drew for the top game on the team ... One assist shy of posting a double-double after scoring 11 points against OSU.

2016-17 Game-By-Game Statistics

Opponent	Date	gs	min	Total		3-Pointers		Free throws		Rebounds											
				fg-fga	pct	3fg-fga	pct	ft-fa	pct	off	def	tot	avg	pf	a	t/o	blk	stl	pts	avg	
at Saint Mary's (CA)	11/11/16	*	36	8-20	.400	4-12	.333	5-6	.833	2	1	3	3.0	1	4	0	0	0	25	25.0	
LOYOLA MARYMOUNT	11/14/16	*	39	6-15	.400	4-10	.400	2-2	1.000	0	1	1	2.0	2	3	1	0	0	18	21.5	
OREGON STATE	11/18/16	*	35	3-11	.273	2-9	.222	3-4	.750	0	1	1	1.7	1	9	2	0	4	11	18.0	
IONA	11/20/16	*	37	4-10	.400	3-8	.375	9-10	.900	0	2	2	1.8	2	5	0	0	0	20	18.5	
vs Oakland	11/23/16	*	22	7-15	.467	5-11	.455	6-8	.750	0	3	3	2.0	4	1	2	0	0	25	19.8	
vs Buffalo	11/25/16	*	36	7-18	.389	4-12	.333	5-6	.833	0	2	2	2.0	2	2	4	1	2	23	20.3	
vs Iona	11/26/16	*	40	6-16	.375	3-11	.273	6-8	.750	1	3	4	2.3	0	1	1	0	2	21	20.4	
PACIFIC	11/29/16	*	34	3-9	.333	2-5	.400	9-11	.818	0	0	0	2.0	0	6	2	0	0	17	20.0	
at Bradley	12/03/16	*	27	4-7	.571	2-4	.500	2-2	1.000	0	1	1	1.9	3	1	1	0	0	12	19.1	
at Washington	12/11/16	*	37	11-24	.458	3-12	.250	7-7	1.000	0	3	3	2.0	2	4	1	0	0	32	20.4	
UC IRVINE	12/14/16	*	38	6-10	.600	5-8	.625	0-2	.000	0	3	3	2.1	1	3	1	0	3	17	20.1	
vs Towson	12/21/16	*	25	6-13	.462	5-10	.500	0-1	.000	0	2	2	2.1	4	2	3	0	0	17	19.8	
vs Santa Barbara	12/22/16	*	37	8-18	.444	7-14	.500	2-4	.500	1	3	4	2.2	1	1	3	0	0	25	20.2	
SAN JOSE STATE	12/28/16	*	38	6-14	.429	4-6	.667	9-10	.900	0	3	3	2.3	3	2	2	0	0	25	20.6	
at Fresno State	12/31/16	*	39	10-21	.476	5-11	.455	1-1	1.000	0	3	3	2.3	0	1	2	0	0	26	20.9	
SAN DIEGO STATE	01/04/17	*	35	4-11	.364	2-7	.286	2-2	1.000	0	5	5	2.5	3	4	0	0	0	12	20.4	
Totals			16	555	99-232	.427	60-150	.400	68-84	.810	4	36	40	2.5	29	49	25	1	11	326	20.4

Games played: 16
Minutes/game: 34.7
Points/game: 20.4
FG Pct: 42.7
3FG Pct: 40.0
FT Pct: 81.0

Rebounds/game: 2.5
Assists/game: 3.1
Turnovers/game: 1.6
Assist/turnover ratio: 2.0
Steals/game: 0.7
Blocks/game: 0.1

MW rankings (conference games): scoring (21 ppg, T4th), free throw % (92.3%, 3rd), 3-point % (45.8%, 8th), 3-pointers made (3.7 pg, 1st), minutes per game (37.3 mpg, 2nd).

MW rankings: scoring (20.4 ppg, 1st), field goal % (42.7%, 9th), assists (3.1 apg, 5th), free throw % (81%, 8th), 3-point % (40%, 7th), 3-pointers made (3.8 pg, 1st), assist turnover ratio (2.0 at/r, 2nd), minutes per game (34.7 mpg, 1st).

NCAA rankings: 3-point attempts (150, 3rd), free throw attempts (84, 87th), free throws made (68, 61st), minutes per game (34:41, 59th), points per game (20.4 ppg, 37th), 3-point field goals per game (3.75 pg, 5th), 3-point field goal % (40, 79th), total 3-pointers made (60, 3rd), field goal attempts (232, 18th), field goals made (99, 45th), total minutes (555, 10th), total points (326, 13th).

Career And Season Highs

Career	Category	2016-17 Season
32 at Washington (12/11/16)	PTS	same
11 at Washington (12/11/16)	FG	same
24 at Washington (12/11/16)	FGA	same
7 vs. UC Santa Barbara (12/22/16)	3PT	same
14 vs. UC Santa Barbara (12/22/16)	3PT A	same
9 X 3 (last SJSU, 12/28/16)	FT	same
11 PACIFIC (11/29/16)	FT A	same
5 SDSU (1/4/17)	RBS	same
9 OREGON STATE (11/18/16)	A	same
4 OREGON STATE (11/18/16)	ST	same
1 vs. Buffalo (11/25/16)	BK	same
40 vs. Iona (11/27/16)	MN	same

Marshall's Career Statistics

Season	gp-gs	min/avg	Total		3-Point		F-Throws		Rebounds				Scoring					
			fg-fga	pct	fg-fga	pct	ft-fa	pct	off	def	tot	avg	pf	fo	ast	to	blk	stl
2016-17	16-16	555/34.7	99-232	.427	60-150	.400	68-84	.810	4	36	40	2.5	29	0	49	25	1	11
TOTAL	16-16	555/34.7	99-232	.427	60-150	.400	68-84	.810	4	36	40	2.5	29	0	49	25	1	11



2016-17 NEVADA WOLF PACK MEN'S BASKETBALL — GAME NOTES



#2 • LELAND KING II

6-7 • 225 • JR-TR • FORWARD
INGLEWOOD, CALIF.
(BROWN)

Played 3 minutes in the win over SDSU which equals his low in any game played this season ... Totaled eight points and five rebounds at Fresno State ... Recorded his first double-double at Nevada finishing with 13 points and 12 rebounds in the win over SJSU ... Set career-highs in points (13), rebounds (12), field goals made (6), and minutes played (25) against the Spartans ... With increased playing time the last nine games is averaging 5.8 points and 4.6 rebounds in 15.2 minutes per game ... Netted eight points in 22 minutes in the win over Towson ... Four or more rebounds in seven of the last nine games ... Grabbed six rebounds and scored three points in the Pack's win at Washington playing 17 minutes ... Scored 12 points in the 91-69 win at Bradley ... Made his first 3-pointer in the win over Pacific and connected on his first free throws making 3-of-4 ... Has seen action in 14 of the Pack's 16 games this season off the bench ... Scored his first point of the season, netting six in the win over Oregon State ... One of three transfers who sat out last season.

2016-17 Game-By-Game Statistics

Opponent	Date	gs	min	fg-fga	pct	3fg-fga	pct	ft-fa	pct	off	def	tot	avg	pf	a	t/o	blk	stl	pts	avg
at Saint Mary's (CA)	11/11/16	3	0-0	.000	0-0	.000	0-0	.000	0	0	0	0.0	0	0	1	0	0	0	0	0.0
LOYOLA MARYMOUNT	11/14/16	3	0-1	.000	0-0	.000	0-0	.000	0	0	0	0.0	0	0	0	0	0	0	0	0.0
OREGON STATE	11/18/16	16	3-8	.375	0-4	.000	0-1	.000	1	2	3	1.0	0	1	0	0	1	6	2.0	
IONA	11/20/16	3	0-0	.000	0-0	.000	0-0	.000	0	0	0	0.8	0	0	0	0	0	0	1.5	
vs Oakland	11/23/16	dnp	-	-	-	-	-	-	-	-	-	-	-	-	-	-	-	-	-	-
vs Buffalo	11/25/16	dnp	-	-	-	-	-	-	-	-	-	-	-	-	-	-	-	-	-	-
vs Iona	11/26/16	4	0-2	.000	0-1	.000	0-0	.000	0	0	0	0.6	0	0	0	0	0	0	1.2	
PACIFIC	11/29/16	9	1-5	.200	1-3	.333	3-4	.750	1	3	4	1.2	1	1	0	0	0	6	2.0	
at Bradley	12/03/16	21	5-11	.455	1-6	.167	1-1	1.000	1	3	4	1.6	3	1	0	0	1	12	3.4	
at Washington	12/11/16	17	1-2	.500	0-0	.000	1-2	.500	4	2	6	2.1	3	0	0	0	0	3	3.4	
UC IRVINE	12/14/16	15	1-6	.167	0-3	.000	0-1	.000	2	3	5	2.4	2	0	2	0	0	2	3.2	
vs Towson	12/21/16	22	2-3	.667	0-0	.000	4-4	1.000	2	2	4	2.6	0	3	1	0	0	8	3.7	
vs Santa Barbara	12/22/16	5	0-0	.000	0-0	.000	0-0	.000	0	0	0	2.4	0	1	0	0	0	0	3.4	
SAN JOSE STATE	12/28/16	25	6-10	.600	0-0	.000	1-3	.333	3	9	12	3.2	2	0	3	0	0	13	4.2	
at Fresno State	12/31/16	20	3-7	.429	0-2	.000	2-2	1.000	2	3	5	3.3	4	2	2	1	0	8	4.5	
SAN DIEGO STATE	01/04/17	3	0-2	.000	0-2	.000	0-0	.000	0	1	1	3.1	0	0	1	0	0	0	4.1	
Totals		0	166	22-57	.386	2-21	.095	12-18	.667	16	28	44	3.1	15	9	10	1	2	58	4.1

Games played: 14
Minutes/game: 11.9
Points/game: 4.1
FG Pct: 38.6
3FG Pct: 9.5
FT Pct: 66.7

Rebounds/game: 3.1
Assists/game: 0.6
Turnovers/game: 0.7
Assist/turnover ratio: 0.9
Steals/game: 0.1
Blocks/game: 0.1

MW rankings (conference games): rebounding (6.0 rpg, 14th)

Career And Season Highs


Career	Category	2016-17 Season
13 SJSU (12/28/16)	PTS	same
6 SJSU (12/28/16)	FG	same
11 at Bradley (12/3/16)	FGA	same
1 twice (last at Bradley (12/3/16)	3PT	same
6 at Bradley (12/3/16)	3PT A	same
4 vs. Towson (12/21/16)	FT	same
4 twice (last vs. Towson (12/21/16)	FT A	same
12 SJSU (12/28/16)	RBS	same
3 vs. Towson (12/21/16)	A	same
1 twice (last at Bradley (12/3/16)	ST	same
1 at Fresno State (12/31/16)	BK	same
25 SJSU (12/28/16)	MN	same

King's Career Statistics

Season	gp-gs	min/avg	Total fg-fga	pct	3-Point fg-fga	pct	F-Throws ft-fa	pct	Rebounds off	def	tot	avg	pf	fo	ast	to	blk	stl	Scoring pts	avg
2016-17	14-0	166/11.9	22-57	.386	2-21	.095	12-18	.667	16	28	44	3.1	15	0	9	10	1	2	58	4.1
TOTAL	14-0	166/11.9	22-57	.386	2-21	.095	12-18	.667	16	28	44	3.1	15	0	9	10	1	2	58	4.1



2016-17 NEVADA WOLF PACK MEN'S BASKETBALL — GAME NOTES



#4 • DEVEARL RAMSEY

5-11 • 180 • FR-HS • GUARD
LOS ANGELES, CALIF.
(SIERRA CANYON HS)

Played 18 minutes in the win over SDSU and grabbed a season-best five rebounds ... The 18 minutes was second to the 21 minutes he played in his start versus LMU ... Made his second start in the Pack's 80-55 win over SJSU ... Scored a season-best four points in the win, making 4-of-6 free throws ... After missing three consecutive games with a knee bruise has returned to play in the last five ... Played 4 minutes vs. Towson and 12 against UCSB at South Point Holiday Hoops Classic in Las Vegas ... Has seen action in 12 of the Pack's games ... Missed the Oregon State game with a groin injury but returned to play five minutes against Iona ... Made his first career start and played 21 minutes in the win over LMU ... Scored two points, his first collegiate points in the LMU game, making 1-of-2 shots from the field ... Dished out four assists and grabbed two rebounds against the Lions.

2016-17 Game-By-Game Statistics

Opponent	Date	gs	min	fg-fga	pct	3fg-fga	pct	ft-fa	pct	off	def	tot	avg	pf	a	t/o	blk	stl	pts	avg
at Saint Mary's (CA)	11/11/16	11	0-2	.000	0-1	.000	0-0	.000	0	1	1	1.0	1	0	0	0	0	0	0	0.0
LOYOLA MARYMOUNT	11/14/16	*	21	1-2	.500	0-1	.000	0-0	.000	1	1	2	1.5	1	4	1	0	0	2	1.0
OREGON STATE	11/18/16	dnp	-	-	-	-	-	-	-	-	-	-	-	-	-	-	-	-	-	-
IONA	11/20/16	5	0-2	.000	0-0	.000	0-1	.000	0	0	0	1.0	1	0	0	0	0	0	0	0.7
vs Oakland	11/23/16	3	0-0	.000	0-0	.000	0-0	.000	0	0	0	0.8	1	0	0	0	0	0	0	0.5
vs Buffalo	11/25/16	2	0-1	.000	0-1	.000	0-0	.000	0	0	0	0.6	0	1	0	0	0	0	0	0.4
vs Iona	11/26/16	8	0-1	.000	0-1	.000	0-0	.000	0	1	1	0.7	1	1	0	0	0	0	0	0.3
PACIFIC	11/29/16	2	0-0	.000	0-0	.000	0-0	.000	0	0	0	0.6	1	0	0	0	0	0	0	0.3
at Bradley	12/03/16	dnp	-	-	-	-	-	-	-	-	-	-	-	-	-	-	-	-	-	-
at Washington	12/11/16	dnp	-	-	-	-	-	-	-	-	-	-	-	-	-	-	-	-	-	-
UC IRVINE	12/14/16	dnp	-	-	-	-	-	-	-	-	-	-	-	-	-	-	-	-	-	-
vs Towson	12/21/16	4	0-0	.000	0-0	.000	0-0	.000	0	1	1	0.6	0	0	0	0	0	0	0	0.3
vs Santa Barbara	12/22/16	12	0-0	.000	0-0	.000	0-0	.000	0	1	1	0.7	0	2	0	0	0	0	0	0.2
SAN JOSE STATE	12/28/16	*	17	0-0	.000	0-0	.000	4-6	.667	0	3	3	0.9	1	2	0	0	0	4	0.6
at Fresno State	12/31/16	8	0-1	.000	0-0	.000	0-0	.000	0	1	1	0.9	0	0	0	0	0	0	0	0.5
SAN DIEGO STATE	01/04/17	18	0-2	.000	0-1	.000	0-0	.000	0	5	5	1.3	1	0	0	0	0	0	0	0.5
Totals		2	111	1-11	.091	0-5	.000	4-7	.571	1	14	15	1.3	8	10	1	0	0	6	0.5

Games played: 12
 Minutes/game: 9.3
 Points/game: 0.5
 FG Pct: 9.1
 3FG Pct: 0.0
 FT Pct: 57.1

Rebounds/game: 1.3
 Assists/game: 0.8
 Turnovers/game: 0.1
 Assist/turnover ratio: 10.0

Career And Season Highs

Career.....	Category.....	2016-17 Season
4 SJSU (12/28/16).....	PTS.....	same
1 LMU (11/14/16).....	FG.....	same
2 X 4 (last SDSU (1/4/17)	FGA.....	same
.....	3PT.....	same
1 X 4 (last SDSU (1/4/17)	3PT A.....	same
4 SJSU (12/28/16).....	FT.....	same
6 SJSU (12/28/16).....	FT A.....	same
5 SDSU (1/4/17)	RBS.....	same
4 LMU (11/14/16)	A.....	same
.....	ST.....	same
.....	BK.....	same
21 LMU (11/14/16).....	MN.....	same

Ramsey's Career Statistics

Season	gp-gs	min/avg	Total fg-fga	pct	3-Point fg-fga	pct	F-Throws ft-fa	pct	Rebounds off	def	tot	avg	pf	fo	ast	to	blk	stl	Scoring pts	avg
2016-17	12-2	111/9.3	1-11	.091	0-5	.000	4-7	.571	1	14	15	1.3	8	0	10	1	0	0	6	0.5
TOTAL	12-2	111/9.3	1-11	.091	0-5	.000	4-7	.571	1	14	15	1.3	8	0	10	1	0	0	6	0.5



2016-17 NEVADA WOLF PACK MEN'S BASKETBALL — GAME NOTES



#14 • LINDSEY DREW

6-4 • 180 • SO-1L • GUARD
ENCINO, CALIF.
(FAIRFAX HS)

2015-16 HONORS

- **Team:** Rock Award

2016-17 HONORS

- Named to Great Alaska Shootout all-tournament team

Produced his ninth game of six or more assists in the win over SDSU finishing with a line of six assists, no turnovers, six rebounds, seven points and a career-high four blocks in 36 minutes ... Totaled five points, seven assists and grabbed three rebounds at Fresno State ... Came off the bench for the second time this season vs. SJSU and played just 14 minutes because of foul trouble ... Did not attempt a shot vs. SJSU ... Tops the MW and is 44th nationally averaging 5.4 assists per game ... First in the conference with a 2.8 assist to turnover ratio ... For the second time this season and in his career grabbed double figure rebounds with 10 rebounds in the win over UCSB and added seven points and dished out four assists in 38 minutes ... Scored a season-high 12 points in the win over UC Irvine ... Tied his career-high with three made 3-pointers against UCI which also occurred vs. Buffalo in the GAS ... Had six assists and no turnovers in the UCI game ... Nearly posted a triple-double at Bradley finishing with 11 points, a game and career-high 14 rebounds and eight assists in 39 minutes to record his first career double-double ... The 14 rebounds is the high for a Wolf Pack player this season and was a game-high ... Named to the Great Alaska Shootout all-tournament team after averaging 6.7 points, 6.3 rebounds and 8.3 assists in 34.3 minutes per game ... In the last 11 games has 74 assists and just 25 turnovers ... On the season has 87 assists and 31 turnovers ... Four double figure scoring games have been vs. Iona (11) at home, vs. Buffalo (11), at Bradley (11) and vs. UCI (12) ... Dished out a career-high nine assists in the GAS win over Oakland and added seven points and five rebounds ... The nine assists is tied with Marcus Marshall for the team high this season ... One rebound shy of a double-double finishing with nine rebounds to go along with the 11 points at home against Iona ... Also had six assists in the victory versus Iona ... After not scoring or taking a shot in the season opener at SMC he netted seven points and dished out a game-high seven assists in the win over LMU.

2016-17 Game-By-Game Statistics

Opponent	Date	gs	min	fg-fga	pct	3fg-fga	pct	ft-fa	pct	off	def	tot	avg	pf	a	t/o	blk	stl	pts	avg	
at Saint Mary's (CA)	11/11/16	*	31	0-0	.000	0-0	.000	0-0	.000	1	2	3	3.0	2	4	1	0	0	0	0.0	
LOYOLA MARYMOUNT	11/14/16		31	2-2	1.000	0-0	.000	3-4	.750	1	1	2	2.5	1	7	3	2	2	7	3.5	
OREGON STATE	11/18/16	*	14	1-1	1.000	0-0	.000	0-0	.000	0	0	0	1.7	5	2	2	0	1	2	3.0	
IONA	11/20/16	*	33	4-10	.400	1-3	.333	2-4	.500	1	8	9	3.5	2	6	2	1	2	11	5.0	
vs Oakland	11/23/16	*	37	3-9	.333	1-3	.333	0-0	.000	0	5	5	3.8	2	9	1	1	2	7	5.4	
vs Buffalo	11/25/16	*	36	4-8	.500	3-6	.500	0-0	.000	1	5	6	4.2	2	8	3	0	1	11	6.3	
vs Iona	11/26/16	*	30	1-5	.200	0-2	.000	0-0	.000	0	8	8	4.7	4	8	1	0	1	2	5.7	
PACIFIC	11/29/16	*	38	4-5	.800	1-2	.500	0-0	.000	0	5	5	4.8	2	2	3	2	0	9	6.1	
at Bradley	12/03/16	*	39	4-7	.571	0-1	.000	3-6	.500	4	10	14	5.8	1	8	3	1	2	11	6.7	
at Washington	12/11/16	*	39	1-2	.500	0-0	.000	0-0	.000	2	0	2	5.4	2	4	4	2	0	2	6.2	
UC IRVINE	12/14/16	*	36	4-6	.667	3-3	1.000	1-2	.500	1	0	1	5.0	2	6	0	1	0	12	6.7	
vs Towson	12/21/16	*	23	0-1	.000	0-0	.000	0-0	.000	1	1	2	4.8	3	2	1	1	0	0	6.2	
vs Santa Barbara	12/22/16	*	38	2-3	.667	0-0	.000	3-6	.500	1	9	10	5.2	2	4	2	0	2	7	6.2	
SAN JOSE STATE	12/28/16		14	0-0	.000	0-0	.000	0-0	.000	1	1	2	4.9	4	4	1	1	0	0	5.8	
at Fresno State	12/31/16	*	36	2-4	.500	1-2	.500	0-0	.000	0	3	3	4.8	4	7	4	2	2	5	5.7	
SAN DIEGO STATE	01/04/17	*	36	3-6	.500	1-4	.250	0-0	.000	1	5	6	4.9	1	6	0	4	1	7	5.8	
Totals			14	511	35-69	.507	11-26	.423	12-22	.545	15	63	78	4.9	39	87	31	18	16	93	5.8

Games played: 16
Minutes/game: 31.9
Points/game: 5.8
FG Pct: 50.7
3FG Pct: 42.3
FT Pct: 54.5

Rebounds/game: 4.9
Assists/game: 5.4
Turnovers/game: 1.9
Assist/turnover ratio: 2.8
Steals/game: 1.0
Blocks/game: 1.1

MW rankings (conference games): assists (5.7 apg, 1st), blocks (2.3 bpg, 3rd), assist turnover ratio (3.4 at/r, 5th)

MW rankings: rebounding (4.9 rpg, 18th), assists (5.4 apg, 1st), assist turnover ratio (2.8 at/r, 1st), minutes per game (31.9 mpg, 8th)

NCAA rankings: assist/turnover ratio (2.81, 43rd), assists per game (5.4 apg, 44th), total assists (87, 17th), total minutes (511, 75th)

Career And Season Highs

Career..... Category..... 2016-17 Season
 16 MONTANA, 3/16/16..... **PTS**..... 12 UC IRVINE (12/14/16)
 5 twice (last MONTANA, 3/16/16)..... **FG**..... 4 X 5 (last UC IRVINE (12/14/16)
 10 IONA (11/20/16)..... **FGA**..... 10 IONA (11/20/16)
 3 twice (last UC IRVINE (12/14/16)..... **3PT**..... 3 twice (last UC IRVINE (12/14/16)
 6 twice (last vs. Buffalo (11/25/16)..... **3PT A**..... 6 vs. Buffalo (11/25/16)
 6 MOREHEAD STATE, 4/1/16..... **FT**..... 3 X 3 (last vs. UC Santa Barbara (12/22/16)
 6 X 4 (last vs. UC Santa Barbara (12/22/16)..... **FT A**..... 6 twice (last vs. UCSB (12/22/16)
 14 at Bradley (12/3/16)..... **RBS**..... 14 at Bradley (12/3/16)
 9 vs. Oakland (11/23/16)..... **A**..... 9 vs. Oakland (11/23/16)
 4 twice (last at New Mexico, 12/30/15)..... **ST**..... 2 X 6 (last at Fresno State (12/31/16)
 4 SDSU (1/4/17)..... **BK**..... 4 SDSU (1/4/17)
 43 COLORADO STATE, 2/28/16..... **MN**..... 39 twice (last at Washington (12/11/16)

Drew's Career Statistics

Drew's Career Statistics																					
			Total		3-Point		F-Throws		Rebounds											Scoring	
Season	gp-gs	min/avg	fg-fga	pct	fg-fga	pct	ft-fa	pct	off	def	tot	avg	pf	fo	ast	to	blk	stl	pts	avg	
2015-16	37-36	1067/28.8	65-181	.359	22-76	.289	49-71	.690	32	135	167	4.5	107	8	103	66	31	56	201	5.4	
2016-17	16-14	511/31.9	35-69	.507	11-26	.423	12-22	.545	15	63	78	4.9	39	1	87	31	18	16	93	5.8	
TOTAL	53-50	1578/29.8	100-250	.400	33-102	.324	61-93	.656	47	198	245	4.6	146	9	190	97	49	72	294	5.5	



2016-17 NEVADA WOLF PACK MEN'S BASKETBALL — GAME NOTES



#15 • D.J. FENNER

6-6 • 205 • SR-3L • GUARD
SEATTLE, WASH.
(SEATTLE PREP)

2016-17 HONORS

- ▶ College Sports Madness - third team

2015-16 HONORS

- ▶ Team: Hunt Award

Moved up two spots on the Wolf Pack career scoring list to 22nd with his 1,064 points after his 17 point performance in the win over SDSU ... Needs 35 points to pass former teammate Marqueze Coleman (2012-16, 1098 pts) for 21st ... Has started the last two games for an injured Josh Hall and three on the season ... Made 6-of-12 shots from the field that included 3-of-4 from behind the arc versus the Aztecs ... Knocked down two crucial free throws with 18 seconds remaining to put the Pack up 70-66 in the 72-69 victory over SDSU ... In the last two games is 7-of-12 on his 3-pointers and is shooting 51.8 percent on the season ... Averaging 17.8 points in true road games ... Totaled 18 points in his second start of the season at Fresno State ... Connected on 4-of-8 from behind the arc against the Bulldogs ... Scored 14 points of the bench in the win over SJSU ... Scored his 1000th career point in the win over Towson to become the 26th player in school history to reach the mark ... Six game streak of scoring in double figures was snapped against UCSB when he totaled six but hit two crucial free throws in the final seconds to secure the 67-66 victory ... Has 12 double figure scoring games on the season ... In the last three road games at Bradley (21 pts), Washington (20 pts) and Fresno State (18 pts) is averaging 19.7 points per game... Netted 20 points in his return to his hometown of Seattle against UW ... Fourth on the team averaging 12.5 points per game primarily off the bench as has just three starts on the season ... Scored a season-high 21 points in the win at Bradley making a career-best five 3-pointers in six attempts ... Started the Bradley game going 5-for-5 from behind the arc before missing his final attempt.

2016-17 Game-By-Game Statistics

Opponent	Date	gs	min	fg-fga	pct	3fg-fga	pct	ft-fa	pct	off	def	tot	avg	pf	a	t/o	blk	stl	pts	avg	
at Saint Mary's (CA)	11/11/16	*	33	5-8	.625	0-0	.000	2-3	.667	0	0	0	0.0	4	2	2	0	0	12	12.0	
LOYOLA MARYMOUNT	11/14/16		19	4-5	.800	1-2	.500	3-4	.750	0	5	5	2.5	3	2	2	1	0	12	12.0	
OREGON STATE	11/18/16		33	5-10	.500	3-5	.600	4-6	.667	2	3	5	3.3	3	2	3	0	1	17	13.7	
IONA	11/20/16		25	1-5	.200	0-2	.000	0-0	.000	0	1	1	2.8	3	1	2	0	1	2	10.8	
vs Oakland	11/23/16		20	2-5	.400	2-2	1.000	2-2	1.000	1	0	1	2.4	3	0	2	0	1	8	10.2	
vs Buffalo	11/25/16		16	0-2	.000	0-1	.000	4-4	1.000	1	1	2	2.3	1	0	1	0	0	4	9.2	
vs Iona	11/26/16		32	5-11	.455	3-5	.600	5-5	1.000	1	3	4	2.6	1	0	0	1	1	18	10.4	
PACIFIC	11/29/16		22	3-6	.500	2-4	.500	3-4	.750	1	3	4	2.8	3	0	2	0	0	11	10.5	
at Bradley	12/03/16		29	7-9	.778	5-6	.833	2-3	.667	2	4	6	3.1	3	3	3	0	0	21	11.7	
at Washington	12/11/16		36	6-13	.462	1-4	.250	7-7	1.000	1	4	5	3.3	2	1	0	0	2	20	12.5	
UC IRVINE	12/14/16		33	3-8	.375	1-3	.333	3-7	.429	0	4	4	3.4	0	3	2	0	2	10	12.3	
vs Towson	12/21/16		27	4-8	.500	2-3	.667	0-0	.000	0	1	1	3.2	4	2	4	0	0	10	12.1	
vs Santa Barbara	12/22/16		25	1-4	.250	1-2	.500	3-4	.750	0	3	3	3.2	4	0	0	0	0	6	11.6	
SAN JOSÉ STATE	12/28/16		29	5-12	.417	1-5	.200	3-4	.750	1	4	5	3.3	3	3	1	1	0	14	11.8	
at Fresno State	12/31/16	*	36	5-12	.417	4-8	.500	4-4	1.000	2	2	4	3.3	3	1	4	0	0	18	12.2	
SAN DIEGO STATE	01/04/17	*	31	6-12	.500	3-4	.750	2-2	1.000	0	4	4	3.4	3	0	2	0	0	17	12.5	
Totals			3	446	62-130	.477	29-56	.518	47-59	.797	12	42	54	3.4	43	20	30	3	8	200	12.5

Games played: 16
 Minutes/game: 27.9
 Points/game: 12.5
 FG Pct: 47.7
 3FG Pct: 51.8
 FT Pct: 79.7

Rebounds/game: 3.4
 Assists/game: 1.3
 Turnovers/game: 1.9
 Assist/turnover ratio: 0.7
 Steals/game: 0.5
 Blocks/game: 0.2

MW rankings (conference games): scoring (16.3 ppg, T11th), field goal % (44.4, 9th), free throw % (90, 4th), 3-pointers made per game (2.7, T7th), minutes per games (32, T17th)

Career And Season Highs

Career	Category	2016-17 Season
26 MOREHEAD STATE, 3/31/16	PTS	21 at Bradley (12/3/16)
9 twice (last MONTANA, 3/16/16)	FG	7 at Bradley (12/3/16)
24 COLORADO STATE, 2/28/16	FGA	13 at Washington (12/11/16)
5 at Bradley (12/3/16)	3PT	5 at Bradley (12/3/16)
8 X 4 (last at Fresno State (12/31/16)	3PT A	8 at Fresno State (12/31/16)
11 twice (last VERMONT, 3/23/16)	FT	7 at Washington (12/11/16)
14 VERMONT, 3/23/16	FT A	7 twice (last UC IRVINE (12/14/16)
8 X 4 (last AIR FORCE, 2/10/16)	RBS	6 at Bradley (12/3/16)
9 EASTERN WASHINGTON (3/22/16)	A	3 X 3 (last SJSU (12/28/16)
4 X 4 (last SAN JOSÉ STATE, 2/28/15)	ST	2 twice (last UC IRVINE (12/14/16)
2 X 4 (last at Wyoming, 1/20/16)	BK	1 X 3 (last SJSU (12/28/16)
48 at Pacific, 11/21/15	MN	.36 twice (last at Fresno State (12/31/16)

Fenner's Career Statistics

Season	gp-gs	min/avg	Total fg-fga	pct	3-Point fg-fga	pct	F-Throws ft-fa	pct	Rebounds off	def	tot	avg	pf	fo	ast	to	blk	stl	pts	avg
2013-14	32-0	454/14.2	33-95	.347	0-9	.000	15-27	.556	15	44	59	1.8	50	1	18	20	6	21	81	2.5
2014-15	30-19	756/25.2	90-260	.346	13-61	.213	71-90	.789	22	58	80	2.7	60	0	33	52	10	33	264	8.8
2015-16	38-36	1283/33.8	174-476	.366	53-177	.299	118-138	.855	27	147	174	4.6	107	4	74	65	18	42	519	13.7
2016-17	16-3	446/27.9	62-130	.477	29-56	.518	47-59	.797	12	42	54	3.4	43	0	20	30	3	8	200	12.5
TOTAL	116-58	2939/25.3	359-961	.374	95-303	.314	251-314	.799	76	291	367	3.2	260	5	145	167	37	104	1064	9.2



2016-17 NEVADA WOLF PACK MEN'S BASKETBALL — GAME NOTES



#20 • DAVID CUNNINGHAM

6-4 • 195 • SO-SQ • GUARD
SACRAMENTO, CALIF.
(BELLA VISTA HS)

Saw two minutes of action the Pack's MW season-opening win over SJSU ... Played one minute twice this season vs. Oregon state and Iona in the GAS Championship game ... Has appeared in 17 games off the bench in his two seasons at Nevada.

2016-17 Game-By-Game Statistics

Opponent	Date	gs	min	Total		3-Pointers		Free throws		Rebounds				pf	a	t/o	blk	stl	pts	avg
				fg-fga	pct	3fg-fga	pct	ft-fa	pct	off	def	tot	avg							
at Saint Mary's (CA)	11/11/16		dnp	-	-	-	-	-	-	-	-	-	-	-	-	-	-	-	-	-
LOYOLA MARYMOUNT	11/14/16		dnp	-	-	-	-	-	-	-	-	-	-	-	-	-	-	-	-	-
OREGON STATE	11/18/16	1		0-0	.000	0-0	.000	0-0	.000	0	0	0	0.0	0	0	0	0	0	0	0.0
IONA	11/20/16		dnp	-	-	-	-	-	-	-	-	-	-	-	-	-	-	-	-	-
vs Oakland	11/23/16		dnp	-	-	-	-	-	-	-	-	-	-	-	-	-	-	-	-	-
vs Buffalo	11/25/16		dnp	-	-	-	-	-	-	-	-	-	-	-	-	-	-	-	-	-
vs Iona	11/26/16	0		0-0	.000	0-0	.000	0-0	.000	0	0	0	0.0	0	0	0	0	0	0	0.0
PACIFIC	11/29/16		dnp	-	-	-	-	-	-	-	-	-	-	-	-	-	-	-	-	-
at Bradley	12/03/16		dnp	-	-	-	-	-	-	-	-	-	-	-	-	-	-	-	-	-
at Washington	12/11/16		dnp	-	-	-	-	-	-	-	-	-	-	-	-	-	-	-	-	-
UC IRVINE	12/14/16		dnp	-	-	-	-	-	-	-	-	-	-	-	-	-	-	-	-	-
vs Towson	12/21/16		dnp	-	-	-	-	-	-	-	-	-	-	-	-	-	-	-	-	-
vs Santa Barbara	12/22/16		dnp	-	-	-	-	-	-	-	-	-	-	-	-	-	-	-	-	-
SAN JOSE STATE	12/28/16	2		0-0	.000	0-0	.000	0-0	.000	0	0	0	0.0	0	0	0	0	0	0	0.0
at Fresno State	12/31/16		dnp	-	-	-	-	-	-	-	-	-	-	-	-	-	-	-	-	-
SAN DIEGO STATE	01/04/17		dnp	-	-	-	-	-	-	-	-	-	-	-	-	-	-	-	-	-
Totals		0	3	0-0	.000	0-0	.000	0-0	.000	0	0	0	0.0	0	0	0	0	0	0	0.0

Games played: 3
Minutes/game: 1.0

Career And Season Highs

Career.....	Category.....	2016-17 Season
3 FRESNO PACIFIC, 12/9/15	PTS.....	
1 FRESNO PACIFIC, 12/9/15	FG.....	
1 X 3 (last NEW MEXICO, 3/5/16).....	FGA.....	
1 FRESNO PACIFIC, 12/9/15	3PT.....	
1 X 3 (last NEW MEXICO, 3/5/16).....	3PT A	
2 at Wichita State	FT.....	
2 twice (last at Fresno State, 1/6/16)	FT A	
1 X 3 (last NEW MEXICO, 3/5/16).....	RBS	
2 HOLY NAMES, 11/30/15	A.....	
1 HOLY NAMES, 11/30/15	ST.....	
.....	BK.....	
6 HOLY NAMES, 11/30/15	MN.....	2 SJSU (12/28/16)

Cunningham's Career Statistics

Cunningham's Career Statistics																					
			Total		3-Point		F-Throws		Rebounds											Scoring	
Season	gp-gs	min/avg	fg-fga	pct	fg-fga	pct	ft-fa	pct	off	def	tot	avg	pf	fo	ast	to	blk	stl	pts	avg	
2015-16	14-0	25/1.8	1-3	.333	1-3	.333	2-4	.500	0	3	3	0.2	4	0	3	2	0	1	5	0.4	
2016-17	3-0	3/1.0	0-0	.000	0-0	.000	0-0	.000	0	0	0	0.0	0	0	0	0	0	0	0	0.0	
TOTAL	17-0	28/1.6	1-3	.333	1-3	.333	2-4	.500	0	3	3	0.2	4	0	3	2	0	1	5	0.3	



2016-17 NEVADA WOLF PACK MEN'S BASKETBALL — GAME NOTES



#22 • DAVID KYLE

6-6 • 220 • FR-HS • FORWARD
RENO, NEV.
(RENO HS)

Local Reno product that made his first appearance playing one minute in the victory over Oregon State ... Second appearance was in the win over UC Irvine in the final seconds of the first half.

2016-17 Game-By-Game Statistics

Opponent	Date	gs	min	Total		3-Pointers		Free throws		Rebounds				pf	a	t/o	blk	stl	pts	avg
				fg-fga	pct	3fg-fga	pct	ft-fa	pct	off	def	tot	avg							
at Saint Mary's (CA)	11/11/16	dnp	-	-	-	-	-	-	-	-	-	-	-	-	-	-	-	-	-	-
LOYOLA MARYMOUNT	11/14/16	dnp	-	-	-	-	-	-	-	-	-	-	-	-	-	-	-	-	-	-
OREGON STATE	11/18/16	1	0-0	.000	0-0	.000	0-0	.000	0	0	0	0.0	0	0	0	0	0	0	0	0.0
IONA	11/20/16	dnp	-	-	-	-	-	-	-	-	-	-	-	-	-	-	-	-	-	-
vs Oakland	11/23/16	dnp	-	-	-	-	-	-	-	-	-	-	-	-	-	-	-	-	-	-
vs Buffalo	11/25/16	dnp	-	-	-	-	-	-	-	-	-	-	-	-	-	-	-	-	-	-
vs Iona	11/26/16	dnp	-	-	-	-	-	-	-	-	-	-	-	-	-	-	-	-	-	-
PACIFIC	11/29/16	dnp	-	-	-	-	-	-	-	-	-	-	-	-	-	-	-	-	-	-
at Bradley	12/03/16	dnp	-	-	-	-	-	-	-	-	-	-	-	-	-	-	-	-	-	-
at Washington	12/11/16	dnp	-	-	-	-	-	-	-	-	-	-	-	-	-	-	-	-	-	-
UC IRVINE	12/14/16	0	0-0	.000	0-0	.000	0-0	.000	0	0	0	0.0	0	0	0	0	0	0	0	0.0
vs Towson	12/21/16	dnp	-	-	-	-	-	-	-	-	-	-	-	-	-	-	-	-	-	-
vs Santa Barbara	12/22/16	dnp	-	-	-	-	-	-	-	-	-	-	-	-	-	-	-	-	-	-
SAN JOSE STATE	12/28/16	dnp	-	-	-	-	-	-	-	-	-	-	-	-	-	-	-	-	-	-
at Fresno State	12/31/16	dnp	-	-	-	-	-	-	-	-	-	-	-	-	-	-	-	-	-	-
SAN DIEGO STATE	01/04/17	dnp	-	-	-	-	-	-	-	-	-	-	-	-	-	-	-	-	-	-
Totals		0	1	0-0	.000	0-0	.000	0-0	.000	0	0	0	0.0	0	0	0	0	0	0	0.0

Games played: 2
Minutes/game: 0.5

Career And Season Highs

Career.....	Category.....	2016-17 Season
.....	PTS.....	same
.....	FG.....	same
.....	FGA.....	same
.....	3PT.....	same
.....	3PT A.....	same
.....	FT.....	same
.....	FT A.....	same
.....	RBS.....	same
.....	A.....	same
.....	ST.....	same
.....	BK.....	same
1 OREGON STATE (11/18/16)	MN.....	same

Kyle's Career Statistics

			Total		3-Point		F-Throws		Rebounds											Scoring	
Season	gp-gs	min/avg	fg-fga	pct	fg-fga	pct	ft-fa	pct	off	def	tot	avg	pf	fo	ast	to	blk	stl	pts	avg	
2016-17	2-0	1/0.5	0-0	.000	0-0	.000	0-0	.000	0	0	0	0.0	0	0	0	0	0	0	0	0.0	
TOTAL	2-0	1/0.5	0-0	.000	0-0	.000	0-0	.000	0	0	0	0.0	0	0	0	0	0	0	0	0.0	



2016-17 NEVADA WOLF PACK MEN'S BASKETBALL — GAME NOTES



#23 • CHARLIE TOOLEY

6-0 • 195 • FR-HS • GUARD
GRANITE BAY, CALIF.
(GRANITE BAY HS)

Tied his season high with 4 minutes played in the win over SJSU ... Also played 4 minutes at Bradley ... Has appeared in five games off the bench in his first season playing for the Wolf Pack ... Played one minute at Saint Mary's College and at home versus Oregon State ... Appeared in the final seconds of the Iona home victory.

2016-17 Game-By-Game Statistics

Opponent	Date	gs	min	Total		3-Pointers		Free throws		Rebounds				pf	a	t/o	blk	stl	pts	avg
				fg-fga	pct	3fg-fga	pct	ft-fa	pct	off	def	tot	avg							
at Saint Mary's (CA)	11/11/16	1	0-0	.000	0-0	.000	0-0	.000	0	0	0	0.0	0	0	0	0	0	0	0	0.0
LOYOLA MARYMOUNT	11/14/16	dnp	-	-	-	-	-	-	-	-	-	-	-	-	-	-	-	-	-	-
OREGON STATE	11/18/16	1	0-0	.000	0-0	.000	0-0	.000	0	0	0	0.0	0	0	0	0	0	0	0	0.0
IONA	11/20/16	0	0-0	.000	0-0	.000	0-0	.000	0	0	0	0.0	0	0	0	0	0	0	0	0.0
vs Oakland	11/23/16	dnp	-	-	-	-	-	-	-	-	-	-	-	-	-	-	-	-	-	-
vs Buffalo	11/25/16	dnp	-	-	-	-	-	-	-	-	-	-	-	-	-	-	-	-	-	-
vs Iona	11/26/16	dnp	-	-	-	-	-	-	-	-	-	-	-	-	-	-	-	-	-	-
PACIFIC	11/29/16	dnp	-	-	-	-	-	-	-	-	-	-	-	-	-	-	-	-	-	-
at Bradley	12/03/16	4	0-0	.000	0-0	.000	0-0	.000	0	0	0	0.0	0	0	0	0	0	0	0	0.0
at Washington	12/11/16	dnp	-	-	-	-	-	-	-	-	-	-	-	-	-	-	-	-	-	-
UC IRVINE	12/14/16	dnp	-	-	-	-	-	-	-	-	-	-	-	-	-	-	-	-	-	-
vs Towson	12/21/16	dnp	-	-	-	-	-	-	-	-	-	-	-	-	-	-	-	-	-	-
vs Santa Barbara	12/22/16	dnp	-	-	-	-	-	-	-	-	-	-	-	-	-	-	-	-	-	-
SAN JOSE STATE	12/28/16	4	0-0	.000	0-0	.000	0-0	.000	1	0	1	0.2	2	0	0	0	1	0	0	0.0
at Fresno State	12/31/16	dnp	-	-	-	-	-	-	-	-	-	-	-	-	-	-	-	-	-	-
SAN DIEGO STATE	01/04/17	dnp	-	-	-	-	-	-	-	-	-	-	-	-	-	-	-	-	-	-
Totals		0	10	0-0	.000	0-0	.000	0-0	.000	1	0	1	0.2	2	0	0	0	1	0	0.0

Games played: 5
Minutes/game: 2.0

Rebounds/game: 0.2
Steals/game: 0.2

Career And Season Highs

Career.....	Category.....	2016-17 Season
.....	PTS.....	same
.....	FG.....	same
.....	FGA.....	same
.....	3PT.....	same
.....	3PT A.....	same
.....	FT.....	same
.....	FT A.....	same
1 SJSU (12/28/16)	RBS	same
.....	A	same
1 SJSU (12/28/16)	ST.....	same
.....	BK.....	same
4 twice (last SJSU (12/28/16)	MN.....	same

Tooley's Career Statistics

			Total		3-Point		F-Throws		Rebounds											Scoring	
Season	gp-gs	min/avg	fg-fga	pct	fg-fga	pct	ft-fa	pct	off	def	tot	avg	pf	fo	ast	to	blk	stl	pts	avg	
2016-17	5-0	10/2.0	0-0	.000	0-0	.000	0-0	.000	1	0	1	0.2	2	0	0	0	0	1	0	0.0	
TOTAL	5-0	10/2.0	0-0	.000	0-0	.000	0-0	.000	1	0	1	0.2	2	0	0	0	0	1	0	0.0	



2016-17 NEVADA WOLF PACK MEN'S BASKETBALL — GAME NOTES



#24 • JORDAN CAROLINE

6-7 • 235 • SO-TR • GUARD/FORWARD
CHAMPAIGN, ILL.
(SOUTHERN ILLINOIS)

2016-17 HONORS

- ▶ Dec. 5 MW Player of the Week
- ▶ Most Outstanding Player at the South Point Holiday Hoops Classic

Recorded his sixth double-double of the season finishing with 19 points and 11 rebounds in the SDSU win ... The 19 points was the second time he topped the team in scoring this season ... The 11 rebounds marked his eighth double figure rebound game, third in four games, eighth game high and 10th time leading the Pack in rebounding ... Tied his season high for the third time grabbing a game-high 13 rebounds at Fresno State and just missed a double-double netting eight points ... The eight points snapped a six-game streak of reaching double figures ... Scored in double figures for the sixth consecutive game finishing with 13 points in the win over SJSU and grabbed eight boards ... Named the Most Outstanding Player at the South Point Holiday Hoops Classic after averaging 17.5 points and 10.5 rebounds per game ... Posted his fifth double-double of the season and second in three games with 20 points and 12 rebounds in the win over UCSB ... Fourth double-double of the season was 15 points and a game-high 13 rebounds in the win over UC Irvine ... Also had a season-best five assists in the UCI game and did not commit a turnover ... Close to averaging a double-double at 12.7 points and 9.6 rebounds per game which is second in the MW ... Tops the conference averaging 3.9 offensive rebounds per game which ranks 12th nationally ... One rebound shy of a double-double finishing with a game-high nine rebounds at Washington and added 12 points ... Scored a career and game-high 23 points in his return to his home state of Illinois as the Pack defeated Bradley 91-69 ... Named the MW Player of the Week after averaging 16 points, 7.5 rebounds and three assists in wins over Pacific and at Bradley ... Made 6-of-9 shots from the field including both 3-point attempts, grabbed five boards, tied his season-high with four assists, blocked one shot and had a steal against the Braves ... Tops the team, is second in the MW and 38th nationally in rebounds per game ... Posted double-doubles in three consecutive games; vs. Oregon State (12pts, 12 reb), vs. Iona (15 pts, 13 rebs) and vs. Oakland (10 pts, 10 rebs) ... Played almost the entire game vs. Oakland seeing 40- minutes of action ... Led the team in rebounding in 10 games this season; at SMC (8), OSU (12), Iona (13), vs. Oakland (10), Pacific (10), at Washington (9), vs. UCI (13), vs. UCSB (12), at FS (13) and vs. SDSU (11) ... The rebounds against OSU, home vs. Iona, Pacific, at UW, UCI, UCSB, at FS and vs. SDSU were game highs.

2016-17 Game-By-Game Statistics

Opponent	Date	gs	min	Total		3-Pointers		Free throws		Rebounds				pf	a	t/o	blk	stl	pts	avg	
				fg-fga	pct	3fg-fga	pct	ft-fa	pct	off	def	tot	avg								
at Saint Mary's (CA)	11/11/16		33	2-6	.333	0-2	.000	5-12	.417	3	5	8	8.0	2	1	0	0	2	9	9.0	
LOYOLA MARYMOUNT	11/14/16	*	24	2-4	.500	0-0	.000	4-5	.800	1	6	7	7.5	3	1	4	1	2	8	8.5	
OREGON STATE	11/18/16	*	28	4-10	.400	0-1	.000	4-5	.800	6	6	12	9.0	1	4	3	0	3	12	9.7	
IONA	11/20/16	*	39	5-9	.556	0-1	.000	5-9	.556	2	11	13	10.0	1	3	3	1	2	15	11.0	
vs Oakland	11/23/16	*	40	4-7	.571	0-0	.000	2-5	.400	3	7	10	10.0	3	2	2	0	0	10	10.8	
vs Buffalo	11/25/16	*	35	2-6	.333	2-3	.667	1-3	.333	2	3	5	9.2	2	1	4	1	0	7	10.2	
vs Iona	11/26/16	*	29	4-12	.333	0-2	.000	1-4	.250	6	2	8	9.0	1	4	1	0	0	9	10.0	
PACIFIC	11/29/16	*	36	2-8	.250	0-1	.000	5-8	.625	3	7	10	9.1	3	2	0	1	1	9	9.9	
at Bradley	12/03/16	*	36	6-9	.667	2-2	1.000	9-16	.563	1	4	5	8.7	3	4	0	1	1	23	11.3	
at Washington	12/11/16	*	36	5-11	.455	1-2	.500	1-5	.200	6	3	9	8.7	1	1	5	0	2	12	11.4	
UC IRVINE	12/14/16	*	36	4-16	.250	0-3	.000	7-8	.875	6	7	13	9.1	3	5	0	0	0	15	11.7	
vs Towson	12/21/16	*	36	5-9	.556	1-2	.500	3-5	.600	5	4	9	9.1	2	1	2	1	0	14	11.9	
vs Santa Barbara	12/22/16	*	39	8-16	.500	0-1	.000	4-9	.444	6	6	12	9.3	1	1	2	1	0	20	12.5	
SAN JOSE STATE	12/28/16	*	30	4-8	.500	0-1	.000	5-8	.625	2	6	8	9.2	3	2	3	1	1	13	12.6	
at Fresno State	12/31/16	*	39	2-7	.286	0-2	.000	4-4	1.000	3	10	13	9.5	3	1	2	0	1	8	12.3	
SAN DIEGO STATE	01/04/17	*	37	6-14	.428	1-2	.500	6-9	.667	8	3	11	9.6	3	1	2	0	2	19	12.7	
Totals			15	553	65-152	.428	7-25	280	66-115	.574	63	90	153	9.6	35	34	33	8	17	203	12.7

Games played: 16
 Minutes/game: 34.6
 Points/game: 12.7
 FG Pct: 42.8
 3FG Pct: 28.0
 FT Pct: 57.4

Rebounds/game: 9.6
 Assists/game: 2.1
 Turnovers/game: 2.1
 Assist/turnover ratio: 1.0
 Steals/game: 1.1
 Blocks/game: 0.5

MW rankings (conference games): scoring (13.3 ppg, 17th), rebounds (10.7 rpg, 3rd), offensive rebounds (4.3 orgp, T1st), defensive rebounds per game (6.3, 6th), minutes per game (35.3, 5th)

MW rankings (all games): scoring (12.7 ppg, 19th), rebounds (9.6 rpg, 2nd), offensive rebounds (3.9 orgp, 1st), defensive rebounds per game (5.6, 5th), minutes per game (34.6, 2nd)

NCAA rankings: defensive rebounds per games (6.0 pg, 73rd), double-doubles (6, 30th), free throw attempts (115, 7th), free throws made (66, 73rd), minutes per game (34.33, 63rd), offensive rebounds per game (3.94, 12th), rebounds per game (9.6, 38th), total minutes (553, 12th), total rebounds (153, 18th)

CAROLINE'S CAREER DOUBLE-DOUBLES

12 pts, 12 rebs; Oregon State, 11/18/16	15 pts, 13 rebs; UC Irvine, 12/14/16
15 pts, 13 rebs; Iona, 11/20/16	20 pts, 12 rebs; UC Santa Barbara, 12/22/16
10 pts, 10 rebs; vs. Oakland, 11/23/16	19 pts, 11 rebs; San Diego State, 1/4/17

Career And Season Highs

Career.....	Category.....	2016-17 Season
23 at Bradley (12/3/16).....	PTS	same
8 vs. UC Santa Barbara (12/22/16).....	FG	same
16 twice (last vs. UC Santa Barbara (12/22/16).....	FGA	same
2 twice (last at Bradley (12/3/16).....	3PT	same
3 twice (last UC IRVINE (12/14/16).....	3PT A	same
9 at Bradley (12/3/16).....	FT	same
16 at Bradley (12/3/16).....	FT A	same
13 X 3 (last at Fresno State (12/31/16).....	RBS	same
5 UC IRVINE (12/14/16).....	A	same
3 OREGON STATE (11/18/16).....	ST	same
1 X 9 (last SJSU (12/28/16).....	BK	same
40 vs. Oakland (11/23/16).....	MN	same

Caroline's Career Statistics

Season	gp-gs	min/avg	Total		3-Point		F-Throws		Rebounds				Scoring					
			fg-fga	pct	fg-fga	pct	ft-fa	pct	off	def	tot	avg	pf	fo	ast	to	blk	stl
2016-17	16-15	553/34.6	65-152	.428	7-25	.280	66-115	.574	63	90	153	9.6	35	0	34	33	8	17
TOTAL	16-15	553/34.6	65-152	.428	7-25	.280	66-115	.574	63	90	153	9.6	35	0	34	33	8	17



2016-17 NEVADA WOLF PACK MEN'S BASKETBALL — GAME NOTES



#31 • COLLIN WEAVER

6-3 • 195 • JR-TR • GUARD
GLENDAL, ARIZ.
(IOWA WESTERN)

Has seen action in the three games off the bench ... Played six minutes off the bench against Loyola Marymount ... Went 0-for-2 from the field with both attempts being 3-pointers and grabbed a rebound.

2016-17 Game-By-Game Statistics

Opponent	Date	gs	min	Total		3-Pointers		Free throws		Rebounds				pf	a	t/o	blk	stl	pts	avg
				fg-fga	pct	3fg-fga	pct	ft-fa	pct	off	def	tot	avg							
at Saint Mary's (CA)	11/11/16	dnp	-	-	-	-	-	-	-	-	-	-	-	-	-	-	-	-	-	-
LOYOLA MARYMOUNT	11/14/16	6	0-2	.000	0-2	.000	0-0	.000	0	1	1	1.0	0	0	0	0	0	0	0	0.0
OREGON STATE	11/18/16	1	0-0	.000	0-0	.000	0-0	.000	0	0	0	0.5	0	0	0	0	0	0	0	0.0
IONA	11/20/16	dnp	-	-	-	-	-	-	-	-	-	-	-	-	-	-	-	-	-	-
vs Oakland	11/23/16	dnp	-	-	-	-	-	-	-	-	-	-	-	-	-	-	-	-	-	-
vs Buffalo	11/25/16	dnp	-	-	-	-	-	-	-	-	-	-	-	-	-	-	-	-	-	-
vs Iona	11/26/16	1	0-0	.000	0-0	.000	0-0	.000	0	0	0	0.3	0	0	0	0	0	0	0	0.0
PACIFIC	11/29/16	dnp	-	-	-	-	-	-	-	-	-	-	-	-	-	-	-	-	-	-
at Bradley	12/03/16	dnp	-	-	-	-	-	-	-	-	-	-	-	-	-	-	-	-	-	-
at Washington	12/11/16	dnp	-	-	-	-	-	-	-	-	-	-	-	-	-	-	-	-	-	-
UC IRVINE	12/14/16	dnp	-	-	-	-	-	-	-	-	-	-	-	-	-	-	-	-	-	-
vs Towson	12/21/16	dnp	-	-	-	-	-	-	-	-	-	-	-	-	-	-	-	-	-	-
vs Santa Barbara	12/22/16	dnp	-	-	-	-	-	-	-	-	-	-	-	-	-	-	-	-	-	-
SAN JOSE STATE	12/28/16	dnp	-	-	-	-	-	-	-	-	-	-	-	-	-	-	-	-	-	-
at Fresno State	12/31/16	dnp	-	-	-	-	-	-	-	-	-	-	-	-	-	-	-	-	-	-
SAN DIEGO STATE	01/04/17	dnp	-	-	-	-	-	-	-	-	-	-	-	-	-	-	-	-	-	-
Totals		0	8	0-2	.000	0-2	.000	0-0	.000	0	1	1	0.3	0	0	0	0	0	0	0.0

Games played: 3
 Minutes/game: 2.7
 FG Pct: 0.0
 3FG Pct: 0.0

Rebounds/game: 0.3

Career And Season Highs

Career.....	Category.....	2016-17 Season
.....	PTS.....	same
.....	FG.....	same
2 LOYOLA MARYMOUNT (11/14/16)	FGA.....	same
.....	3PT.....	same
2 LOYOLA MARYMOUNT (11/14/16)	3PT A.....	same
.....	FT.....	same
.....	FT A.....	same
1 LOYOLA MARYMOUNT (11/14/16)	RBS.....	same
.....	A.....	same
.....	ST.....	same
.....	BK.....	same
6 LOYOLA MARYMOUNT (11/14/16)	MN.....	same

Weaver's Career Statistics

			Total		3-Point		F-Throws		Rebounds											Scoring	
Season	gp-gs	min/avg	fg-fga	pct	fg-fga	pct	ft-fa	pct	off	def	tot	avg	pf	fo	ast	to	blk	stl	pts	avg	
2016-17	3-0	8/2.7	0-2	.000	0-2	.000	0-0	.000	0	1	1	0.3	0	0	0	0	0	0	0	0.0	
TOTAL	3-0	8/2.7	0-2	.000	0-2	.000	0-0	.000	0	1	1	0.3	0	0	0	0	0	0	0	0.0	



2016-17 NEVADA WOLF PACK MEN'S BASKETBALL — GAME NOTES



#33 • JOSH HALL

6-6 • 190 • FR-HS • GUARD
HOUSTON, TEXAS
(GENESIS ACADEMY)

Suffered a concussion in the SJSU game and a return date is unknown at this time ... Posted his best offensive game finishing with 15 points in the win over Towson ... Scored the Pack's first seven points of the game against the Tigers ... Connected on 4-of-8 shots from the field including his only 3-point attempt and all six free throw attempts in a season-best 25 minutes ... Has started the last six games ... In his first collegiate start against Pacific scored eight points in 23 minutes, grabbed three rebounds, and knocked down a pair of 3-pointers ... Scored his first points at Nevada finishing with three in the win over Oregon State, playing 12 minutes ... Grabbed two boards against OSU ... Has played in every game except at home vs. Iona.

2016-17 Game-By-Game Statistics

Opponent	Date	gs	min	Total		3-Pointers		Free throws		Rebounds				pf	a	t/o	blk	stl	pts	avg
				fg-fga	pct	3fg-fga	pct	ft-fa	pct	off	def	tot	avg							
at Saint Mary's (CA)	11/11/16	1		0-0	.000	0-0	.000	0-0	.000	0	0	0	0.0	0	0	0	0	0	0	0.0
LOYOLA MARYMOUNT	11/14/16	2		0-0	.000	0-0	.000	0-0	.000	1	0	1	0.5	0	0	1	0	0	0	0.0
OREGON STATE	11/18/16	12		1-2	.500	0-0	.000	1-2	.500	1	1	2	1.0	2	0	1	0	0	3	1.0
IONA	11/20/16	dnp		-	-	-	-	-	-	-	-	-	-	-	-	-	-	-	-	-
vs Oakland	11/23/16	2		0-0	.000	0-0	.000	0-0	.000	0	0	0	0.0	0	0	0	0	0	0	0.0
vs Buffalo	11/25/16	4		0-1	.000	0-1	.000	0-0	.000	0	1	1	0.8	0	1	0	0	0	0	0.6
vs Iona	11/26/16	0		0-0	.000	0-0	.000	0-0	.000	0	0	0	0.7	0	0	0	0	0	0	0.5
PACIFIC	11/29/16 *	23		3-7	.429	2-3	.667	0-0	.000	1	2	3	1.0	0	1	0	0	0	8	1.6
at Bradley	12/03/16 *	18		2-3	.667	0-1	.000	0-0	.000	0	1	1	1.0	0	1	2	0	0	4	1.9
at Washington	12/11/16 *	7		0-1	.000	0-0	.000	0-0	.000	0	0	0	0.9	1	0	1	0	0	0	1.7
UC IRVINE	12/14/16 *	12		1-4	.250	0-1	.000	0-0	.000	1	2	3	1.1	0	1	0	0	0	2	1.7
vs Towson	12/21/16 *	25		4-8	.500	1-1	1.000	6-6	1.000	0	2	2	1.2	2	1	1	0	4	15	2.9
vs Santa Barbara	12/22/16 *	8		0-1	.000	0-0	.000	0-2	.000	0	0	0	1.1	0	0	1	0	0	0	2.7
SAN JOSÉ STATE	12/28/16 *	8		1-2	.500	0-0	.000	0-0	.000	0	3	3	1.2	0	0	0	0	0	2	2.6
at Fresno State	12/31/16	dnp		-	-	-	-	-	-	-	-	-	-	-	-	-	-	-	-	-
SAN DIEGO STATE	01/04/17	dnp		-	-	-	-	-	-	-	-	-	-	-	-	-	-	-	-	-
Totals		7	122	12-29	.414	3-7	.429	7-10	.700	4	12	16	1.2	5	5	7	0	4	34	2.6

Games played: 13
 Minutes/game: 9.4
 Points/game: 2.6
 FG Pct: 41.4
 3FG Pct: 42.9
 FT Pct: 70.0

Rebounds/game: 1.2
 Assists/game: 0.4
 Turnovers/game: 0.5
 Assist/turnover ratio: 0.7
 Steals/game: 0.3

Career And Season Highs

Career.....	Category.....	2016-17 Season
15 vs. Towson (12/21/16)	PTS	same
4 vs. Towson (12/21/16)	FG	same
8 vs. Towson (12/21/16)	FGA	same
2 PACIFIC (11/29/16)	3PT	same
3 PACIFIC (11/29/16)	3PT A	same
6 vs. Towson (12/21/16).....	FT	same
6 vs. Towson (12/21/16).....	FT A	same
3 X 3 (last SJSU (12/28/16)	RBS	same
1 X 4 (last vs. Towson (12/21/16).....	A	same
4 vs. Towson (12/21/16)	ST	same
.....	BK	same
25 vs. Towson (12/21/16)	MN	same

Hall's Career Statistics

		Total		3-Point		F-Throws		Rebounds											Scoring	
Season	gp-gs	min/avg	fg-fga	pct	fg-fga	pct	ft-fa	pct	off	def	tot	avg	pf	fo	ast	to	blk	stl	pts	avg
2016-17	13-7	122/9.4	12-29	.414	3-7	.429	7-10	.700	4	12	16	1.2	5	0	5	7	0	4	34	2.6
TOTAL	13-7	122/9.4	12-29	.414	3-7	.429	7-10	.700	4	12	16	1.2	5	0	5	7	0	4	34	2.6



2016-17 NEVADA WOLF PACK MEN'S BASKETBALL — GAME NOTES



#34 • JOHN CARLSON

6-8 • 225 • SO-TR • FORWARD
RENO, NEV.
(SAN DIEGO CHRISTIAN)

Saw his first action since becoming eligible under NCAA transfer rules after the first semester ... Played 3 minutes and grabbed two rebounds in the win over SJSU ... Became eligible to play in the UC Santa Barbara game after sitting out the first semester under NCAA transfer rules ... Joined the Pack last season and practiced with the team ... Local Reno product who returned home.

2016-17 Game-By-Game Statistics

Opponent	Date	gs	min	Total		3-Pointers		Free throws		Rebounds				pf	a	t/o	blk	stl	pts	avg
				fg-fga	pct	3fg-fga	pct	ft-fa	pct	off	def	tot	avg							
at Saint Mary's (CA)	11/11/16	dnp	-	-	-	-	-	-	-	-	-	-	-	-	-	-	-	-	-	-
LOYOLA MARYMOUNT	11/14/16	dnp	-	-	-	-	-	-	-	-	-	-	-	-	-	-	-	-	-	-
OREGON STATE	11/18/16	dnp	-	-	-	-	-	-	-	-	-	-	-	-	-	-	-	-	-	-
IONA	11/20/16	dnp	-	-	-	-	-	-	-	-	-	-	-	-	-	-	-	-	-	-
PACIFIC	11/29/16	dnp	-	-	-	-	-	-	-	-	-	-	-	-	-	-	-	-	-	-
at Bradley	12/03/16	dnp	-	-	-	-	-	-	-	-	-	-	-	-	-	-	-	-	-	-
at Washington	12/11/16	dnp	-	-	-	-	-	-	-	-	-	-	-	-	-	-	-	-	-	-
UC IRVINE	12/14/16	dnp	-	-	-	-	-	-	-	-	-	-	-	-	-	-	-	-	-	-
vs Towson	12/21/16	dnp	-	-	-	-	-	-	-	-	-	-	-	-	-	-	-	-	-	-
vs Santa Barbara	12/22/16	dnp	-	-	-	-	-	-	-	-	-	-	-	-	-	-	-	-	-	-
SAN JOSE STATE	12/28/16	3	0-0	.000	0-0	.000	0-1	.000	0	2	2	2.0	0	0	0	0	0	0	0	0.0
at Fresno State	12/31/16	dnp	-	-	-	-	-	-	-	-	-	-	-	-	-	-	-	-	-	-
SAN DIEGO STATE	01/04/17	dnp	-	-	-	-	-	-	-	-	-	-	-	-	-	-	-	-	-	-
Totals		0	3	0-0	.000	0-0	.000	0-1	.000	0	2	2	2.0	0	0	0	0	0	0	0.0

Games played: 1
Minutes/game: 3.0
FT Pct: 0.0

Rebounds/game: 2.0

Career And Season Highs

Career.....	Category.....	2016-17 Season
.....	PTS.....	same
.....	FG.....	same
.....	FGA.....	same
.....	3PT.....	same
.....	3PT A.....	same
.....	FT.....	same
1 SJSU (12/28/16).....	FT A.....	same
2 SJSU (12/28/16)	RBS	same
.....	A	same
.....	ST.....	same
.....	BK.....	same
3 SJSU (12/28/16)	MN.....	same

Carlson's Career Statistics

Season	gp-gs	min/avg	Total		3-Point		F-Throws		Rebounds				pf	fo	ast	to	blk	stl	Scoring	
			fg-fga	pct	fg-fga	pct	ft-fa	pct	off	def	tot	avg							pts	avg
2016-17	1-0	3/3.0	0-0	.000	0-0	.000	0-1	.000	0	2	2	2.0	0	0	0	0	0	0	0	0.0
TOTAL	1-0	3/3.0	0-0	.000	0-0	.000	0-1	.000	0	2	2	2.0	0	0	0	0	0	0	0	0.0



2016-17 NEVADA WOLF PACK MEN'S BASKETBALL — GAME NOTES



2016-17 GAME RESULTS

RECORD:	OVERALL	HOME	AWAY	NEUTRAL
ALL GAMES	13-3	7-0	2-2	4-1
CONFERENCE	2-1	2-0	0-1	0-0
NON-CONFERENCE	11-2	5-0	2-1	4-1

Date	Opponent	Score	Att.	High Points	High Rebounds
11/11/16	at Saint Mary's (CA)	63-81 L	3500	(25)MARSHALL, Marcus	(8)CAROLINE, Jordan
11/14/16	LOYOLA MARYMOUNT	w 79-64	6176	(18)MARSHALL, Marcus (18)FOSTER, Elijah	(10)FOSTER, Elijah
11/18/16	OREGON STATE	w 83-58	8090	(24)OLIVER, Cameron	(12)CAROLINE, Jordan
11/20/16	+IONA	w 91-76	6375	(22)OLIVER, Cameron	(13)CAROLINE, Jordan
11/23/16	^vs Oakland	w 82-78	2698	(25)MARSHALL, Marcus	(10)CAROLINE, Jordan
11/25/16	^vs Buffalo	w 67-62	2723	(23)MARSHALL, Marcus	(12)OLIVER, Cameron
11/26/16	^vs Iona	73-75 L	3233	(21)MARSHALL, Marcus	(10)FOSTER, Elijah
11/29/16	PACIFIC	w 77-67	6920	(17)OLIVER, Cameron (17)MARSHALL, Marcus	(10)CAROLINE, Jordan
12/03/16	\$at Bradley	w 91-69	5384	(23)CAROLINE, Jordan	(14)DREW, Lindsey
12/11/16	at Washington	w 87-85	8171	(32)MARSHALL, Marcus	(9)CAROLINE, Jordan
12/14/16	UC IRVINE	w 76-69	6911	(18)OLIVER, Cameron	(13)CAROLINE, Jordan
12/21/16	#vs Towson	w 81-72	218	(17)MARSHALL, Marcus (17)OLIVER, Cameron	(13)OLIVER, Cameron
12/22/16	#vs Santa Barbara	w 67-66	264	(25)MARSHALL, Marcus	(12)CAROLINE, Jordan
12/28/16	*SAN JOSÉ STATE	w 80-55	10098	(25)MARSHALL, Marcus	(12)KING II, Leland
12/31/16	*at Fresno State	76-77 L	6043	(26)MARSHALL, Marcus	(13)CAROLINE, Jordan
01/04/17	*SAN DIEGO STATE	w 72-69	8461	(19)CAROLINE, Jordan	(11)OLIVER, Cameron (11)CAROLINE, Jordan

* = Mountain West game

+ = Great Alaska Shootout (Reno, Nev.)

^ = Great Alaska Shootout (Anchorage, Alaska)

= South Point Holiday Hoops Classic (Las Vegas, Nev.)

! = Mountain West Championship (Thomas & Mack Arena, Las Vegas, Nev.)

\$ = MW/MVC Challenge

denotes game high or tied for game high

Attendance Summary	Games	Attend	Avg/Game
Home	7	53031	7576
Away	4	23098	5774
Neutral	5	9136	1827
Total	16	85265	5329



2016-17 GAME HIGHS

Opponent	Date	Score	Points	Rebounds	Assists	Steals	Blocked shots
at Saint Mary's (CA)	11/11/16	63-81	25-MARSHALL, Marc	8-CAROLINE, Jordan	4-MARSHALL, Marcu DREW, Lindsey	2-CAROLINE, Jordan	5-OLIVER, Cameron
LOYOLA MARYMOUNT	11/14/16	79-64	18-FOSTER, Elijah MARSHALL, Marcus	10-FOSTER, Elijah	7-DREW, Lindsey	2-DREW, Lindsey CAROLINE, Jordan	2-DREW, Lindsey
OREGON STATE	11/18/16	83-58	24-OLIVER, Cameron	12-CAROLINE, Jorda	9-MARSHALL, Marcu	4-MARSHALL, Marcu	1-OLIVER, Cameron
IONA	11/20/16	91-76	22-OLIVER, Cameron	13-CAROLINE, Jorda	6-DREW, Lindsey	2-DREW, Lindsey CAROLINE, Jordan	4-OLIVER, Cameron
vs Oakland	11/23/16	82-78	25-MARSHALL, Marc	10-CAROLINE, Jorda	9-DREW, Lindsey	2-FOSTER, Elijah DREW, Lindsey	1-OLIVER, Cameron DREW, Lindsey
vs Buffalo	11/25/16	67-62	23-MARSHALL, Marc	12-OLIVER, Cameron	8-DREW, Lindsey	2-MARSHALL, Marcu	5-OLIVER, Cameron
vs Iona	11/26/16	73-75	21-MARSHALL, Marc	10-FOSTER, Elijah	8-DREW, Lindsey	2-MARSHALL, Marcu	4-OLIVER, Cameron
PACIFIC	11/29/16	77-67	17-MARSHALL, Marc OLIVER, Cameron	10-CAROLINE, Jorda	6-MARSHALL, Marcu	1-CAROLINE, Jordan	5-OLIVER, Cameron
at Bradley	12/03/16	91-69	23-CAROLINE, Jorda	14-DREW, Lindsey	8-DREW, Lindsey	2-DREW, Lindsey	3-OLIVER, Cameron
at Washington	12/11/16	87-85	32-MARSHALL, Marc	9-CAROLINE, Jordan	4-DREW, Lindsey MARSHALL, Marcus	2-FENNER, D.J. CAROLINE, Jordan	3-OLIVER, Cameron
UC IRVINE	12/14/16	76-69	18-OLIVER, Cameron	13-CAROLINE, Jorda	6-DREW, Lindsey	3-MARSHALL, Marcu	3-OLIVER, Cameron
vs Towson	12/21/16	81-72	17-OLIVER, Cameron MARSHALL, Marcus	13-OLIVER, Cameron	3-KING II, Leland	4-HALL, Josh	2-OLIVER, Cameron
vs Santa Barbara	12/22/16	67-66	25-MARSHALL, Marc	12-CAROLINE, Jorda	4-DREW, Lindsey	2-DREW, Lindsey	3-OLIVER, Cameron
SAN JOSÉ STATE	12/28/16	80-55	25-MARSHALL, Marc	12-KING II, Leland	4-DREW, Lindsey	1-TOOLEY, Charlie CAROLINE, Jordan	2-OLIVER, Cameron
at Fresno State	12/31/16	76-77	26-MARSHALL, Marc	13-CAROLINE, Jorda	7-DREW, Lindsey	2-DREW, Lindsey	3-OLIVER, Cameron
SAN DIEGO STATE	01/04/17	72-69	19-CAROLINE, Jorda	11-CAROLINE, Jorda OLIVER, Cameron	6-DREW, Lindsey	2-CAROLINE, Jordan	4-DREW, Lindsey



SEASON AND CAREER STATISTICS

SEASON STATISTICS

CAREER STATISTICS

SUMMARY	gp-gs	min/g	fg%	3fg%	ft%	r/g	a/g	stl	blk	pts/g	gp-gs	min/g	fg%	3fg%	ft%	r/g	a/g	stl	blk	pts/g
MARSHALL, Marcus	16-16	34.7	.427	.400	.810	2.5	3.1	11	1	20.4	16-16	34.7	.427	.400	.810	2.5	3.1	11	1	20.4
OLIVER, Cameron	16-16	30.4	.453	.416	.616	7.4	2.1	9	47	15.1	54-49	29.7	.490	.377	.647	8.6	1.2	32	146	13.9
CAROLINE, Jordan	16-15	34.6	.428	.280	.574	9.6	2.1	17	8	12.7	16-15	34.6	.428	.280	.574	9.6	2.1	17	8	12.7
FENNER, D.J.	16-3	27.9	.477	.518	.797	3.4	1.3	8	3	12.5	116-58	25.3	.374	.314	.799	3.2	1.3	104	37	9.2
DREW, Lindsey	16-14	31.9	.507	.423	.545	4.9	5.4	16	18	5.8	53-50	29.8	.400	.324	.656	4.6	3.6	72	49	5.5
KING II, Leland	14-0	11.9	.386	.095	.667	3.1	0.6	2	1	4.1	14-0	11.9	.386	.095	.667	3.1	0.6	2	1	4.1
HALL, Josh	13-7	9.4	.414	.429	.700	1.2	0.4	4	0	2.6	13-7	9.4	.414	.429	.700	1.2	0.4	4	0	2.6
RAMSEY, Deveal	12-2	9.3	.091	.000	.571	1.3	0.8	0	0	0.5	12-2	9.3	.091	.000	.571	1.3	0.8	0	0	0.5
KYLE, David	2-0	0.5	.000	.000	.000	0.0	0.0	0	0	0.0	2-0	0.5	.000	.000	.000	0.0	0.0	0	0	0.0
CUNNINGHAM, David	3-0	1.0	.000	.000	.000	0.0	0.0	0	0	0.0	17-0	1.6	.333	.333	.500	0.2	0.2	1	0	0.3
WEAVER, Collin	3-0	2.7	.000	.000	.000	0.3	0.0	0	0	0.0	3-0	2.7	.000	.000	.000	0.3	0.0	0	0	0.0
CARLSON, John	1-0	3.0	.000	.000	.000	2.0	0.0	0	0	0.0	1-0	3.0	.000	.000	.000	2.0	0.0	0	0	0.0
TOOLEY, Charlie	5-0	2.0	.000	.000	.000	0.2	0.0	1	0	0.0	5-0	2.0	.000	.000	.000	0.2	0.0	1	0	0.0

SCORING	fg-fga	fg%	3fg-fga	3fg%	ft-fa	ft%	pts	pts/g	fg-fga	fg%	3fg-fga	3fg%	ft-fa	ft%	pts	pts/g
MARSHALL, Marcus	99-232	.427	60-150	.400	68-84	.810	326	20.4	99-232	.427	60-150	.400	68-84	.810	326	20.4
OLIVER, Cameron	82-181	.453	32-77	.416	45-73	.616	241	15.1	283-577	.490	52-138	.377	134-207	.647	752	13.9
CAROLINE, Jordan	65-152	.428	7-25	.280	66-115	.574	203	12.7	65-152	.428	7-25	.280	66-115	.574	203	12.7
FENNER, D.J.	62-130	.477	29-56	.518	47-59	.797	200	12.5	359-961	.374	95-303	.314	251-314	.799	1064	9.2
DREW, Lindsey	35-69	.507	11-26	.423	12-22	.545	93	5.8	100-250	.400	33-102	.324	61-93	.656	294	5.5
KING II, Leland	22-57	.386	2-21	.095	12-18	.667	58	4.1	22-57	.386	2-21	.095	12-18	.667	58	4.1
HALL, Josh	12-29	.414	3-7	.429	7-10	.700	34	2.6	12-29	.414	3-7	.429	7-10	.700	34	2.6
RAMSEY, Deveal	1-11	.091	0-5	.000	4-7	.571	6	0.5	1-11	.091	0-5	.000	4-7	.571	6	0.5
KYLE, David	0-0	.000	0-0	.000	0-0	.000	0	0.0	0-0	.000	0-0	.000	0-0	.000	0	0.0
CUNNINGHAM, David	0-0	.000	0-0	.000	0-0	.000	0	0.0	1-3	.333	1-3	.333	2-4	.500	5	0.3
WEAVER, Collin	0-2	.000	0-2	.000	0-0	.000	0	0.0	0-2	.000	0-2	.000	0-0	.000	0	0.0
CARLSON, John	0-0	.000	0-0	.000	0-1	.000	0	0.0	0-0	.000	0-0	.000	0-1	.000	0	0.0
TOOLEY, Charlie	0-0	.000	0-0	.000	0-0	.000	0	0.0	0-0	.000	0-0	.000	0-0	.000	0	0.0

TOTALS	o-reb	d-reb	t-reb	pf	fo	ast	to	a/to	o-reb	d-reb	t-reb	pf	fo	ast	to	a/to
MARSHALL, Marcus	4	36	40	29	0	49	25	2.0	4	36	40	29	0	49	25	2.0
OLIVER, Cameron	23	96	119	49	1	33	39	0.8	126	338	464	165	7	63	118	0.5
CAROLINE, Jordan	63	90	153	35	0	34	33	1.0	63	90	153	35	0	34	33	1.0
FENNER, D.J.	12	42	54	43	0	20	30	0.7	76	291	367	260	5	145	167	0.9
DREW, Lindsey	15	63	78	39	1	87	31	2.8	47	198	245	146	9	190	97	2.0
KING II, Leland	16	28	44	15	0	9	10	0.9	16	28	44	15	0	9	10	0.9
HALL, Josh	4	12	16	5	0	5	7	0.7	4	12	16	5	0	5	7	0.7
RAMSEY, Deveal	1	14	15	8	0	10	1	10.0	1	14	15	8	0	10	1	10.0
KYLE, David	0	0	0	0	0	0	0	0.0	0	0	0	0	0	0	0	0.0
CUNNINGHAM, David	0	0	0	0	0	0	0	0.0	0	3	3	4	0	3	2	1.5
WEAVER, Collin	0	1	1	0	0	0	0	0.0	0	1	1	0	0	0	0	0.0
CARLSON, John	0	2	2	0	0	0	0	0.0	0	2	2	0	0	0	0	0.0
TOOLEY, Charlie	1	0	1	2	0	0	0	0.0	1	0	1	2	0	0	0	0.0



2016-17 TEAM HIGHS AND LOWS

Nevada Team Highs

POINTS	91	at Bradley (12/03/16)
FIELD GOALS MADE	30	at Bradley (12/03/16)
FIELD GOAL ATTEMPTS	65	at IONA (11/20/16)
FIELD GOAL PERCENTAGE	.563 (27-48)	LOYOLA MARYMOUNT (11/14/16)
3 PT FIELD GOALS MADE	13	at Fresno State (12/31/16)
3 PT FG ATTEMPTS	32	UC IRVINE (12/14/16)
3 PT FG PERCENTAGE	.550 (11-20)	vs Buffalo (11/25/16)
FREE THROWS MADE	24	vs Oakland (11/23/16)
FREE THROW ATTEMPTS	34	IONA (11/20/16)
FREE THROW PERCENTAGE	.846 (11-13)	at Fresno State (12/31/16)
REBOUNDS	50	SAN JOSÉ STATE (12/28/16)
ASSISTS	21	vs Oakland (11/23/16)
STEALS	11	OREGON STATE (11/18/16)
BLOCKED SHOTS	8	PACIFIC (11/29/16)
TURNOVERS	17	at Fresno State (12/31/16)
FOULS	22	vs Towson (12/21/16)
		SAN JOSÉ STATE (12/28/16)

Opponent Team Highs

POINTS	85	at Washington (12/11/16)
FIELD GOALS MADE	33	at Saint Mary's (CA) (11/11/16)
FIELD GOAL ATTEMPTS	71	vs Santa Barbara (12/22/16)
	71	PACIFIC (11/29/16)
	71	IONA (11/20/16)
FIELD GOAL PERCENTAGE	.600 (33-55)	at Saint Mary's (CA) (11/11/16)
3 PT FIELD GOALS MADE	13	SAN DIEGO STATE (01/04/17)
	13	vs Iona (11/26/16)
3 PT FG ATTEMPTS	35	SAN DIEGO STATE (01/04/17)
3 PT FG PERCENTAGE	.556 (10-18)	at Washington (12/11/16)
FREE THROWS MADE	20	vs Towson (12/21/16)
FREE THROW ATTEMPTS	27	at Fresno State (12/31/16)
FREE THROW PERCENTAGE	1.000 (5-5)	PACIFIC (11/29/16)
REBOUNDS	48	UC IRVINE (12/14/16)
ASSISTS	21	at Saint Mary's (CA) (11/11/16)
STEALS	10	vs Towson (12/21/16)
BLOCKED SHOTS	6	UC IRVINE (12/14/16)
	6	at Washington (12/11/16)
TURNOVERS	20	OREGON STATE (11/18/16)
FOULS	27	at Bradley (12/03/16)
	27	IONA (11/20/16)

Nevada Player Highs

Points	32	MARSHALL, Marcus at Washington (12/11/16)
	26	MARSHALL, Marcus at Fresno State (12/31/16)
Field Goals Made	11	MARSHALL, Marcus at Washington (12/11/16)
Field Goal Att.	24	MARSHALL, Marcus at Washington (12/11/16)
FG Pct (min 5 made)	.875 (7-8)	FOSTER, Elijah vs Loyola Marymount (11/14/16)
3-Point FG Made	7	MARSHALL, Marcus vs Santa Barbara (12/22/16)
3-Point FG Att.	14	MARSHALL, Marcus vs Santa Barbara (12/22/16)
3-Pt FG Pct (min 3 made)	1.000 (4-4)	OLIVER, Cameron vs UC Irvine (12/14/16)
	1.000 (3-3)	DREW, Lindsey vs UC Irvine (12/14/16)
Free Throws Made	10	OLIVER, Cameron vs Towson (12/21/16)
Free Throw Att.	16	CAROLINE, Jordan at Bradley (12/03/16)
FT Pct (min 5 made)	1.000 (7-7)	FENNER, D.J. at Washington (12/11/16)
	1.000 (7-7)	MARSHALL, Marcus at Washington (12/11/16)
	1.000 (6-6)	HALL, Josh vs Towson (12/21/16)
	1.000 (5-5)	FENNER, D.J. vs Iona (11/26/16)
Rebounds	14	DREW, Lindsey at Bradley (12/03/16)
Assists	9	DREW, Lindsey vs Oakland (11/23/16)
	9	MARSHALL, Marcus vs Oregon State (11/18/16)
Steals	4	HALL, Josh vs Towson (12/21/16)
	4	MARSHALL, Marcus vs Oregon State (11/18/16)
Blocked Shots	5	OLIVER, Cameron vs Pacific (11/29/16)
	5	OLIVER, Cameron vs Buffalo (11/25/16)
	5	OLIVER, Cameron at Saint Mary's (CA) (11/11/16)
Turnovers	5	CAROLINE, Jordan at Washington (12/11/16)
	5	OLIVER, Cameron vs Pacific (11/29/16)
Fouls	5	DREW, Lindsey vs Oregon State (11/18/16)
	5	OLIVER, Cameron at Saint Mary's (CA) (11/11/16)
Minutes	40	OLIVER, Cameron vs San Diego State (01/04/17)
	40	MARSHALL, Marcus vs Iona (11/26/16)
	40	CAROLINE, Jordan vs Oakland (11/23/16)

Nevada Team Lows

POINTS	63	at Saint Mary's (CA) (11/11/16)
FIELD GOALS MADE	22	at Saint Mary's (CA) (11/11/16)
	22	vs Buffalo (11/25/16)
	22	PACIFIC (11/29/16)
	22	vs Santa Barbara (12/22/16)
FIELD GOAL ATTEMPTS	47	at Saint Mary's (CA) (11/11/16)
FIELD GOAL PERCENTAGE	.361 (22-61)	vs Buffalo (11/25/16)
3 PT FIELD GOALS MADE	5	at Saint Mary's (CA) (11/11/16)
3 PT FG ATTEMPTS	16	SAN JOSÉ STATE (12/28/16)
3 PT FG PERCENTAGE	.286 (8-28)	vs Iona (11/26/16)
FREE THROWS MADE	11	at Fresno State (12/31/16)
	11	SAN DIEGO STATE (01/04/17)
FREE THROW ATTEMPTS	13	at Fresno State (12/31/16)
FREE THROW PERCENTAGE	.452 (14-31)	vs Santa Barbara (12/22/16)
REBOUNDS	23	at Saint Mary's (CA) (11/11/16)
ASSISTS	11	at Washington (12/11/16)
	11	vs Towson (12/21/16)
STEALS	1	PACIFIC (11/29/16)
BLOCKED SHOTS	1	OREGON STATE (11/18/16)
TURNOVERS	8	at Saint Mary's (CA) (11/11/16)
	8	IONA (11/20/16)
	8	vs Iona (11/26/16)
	8	UC IRVINE (12/14/16)
	8	SAN DIEGO STATE (01/04/17)

Opponent Team Lows

POINTS	55	SAN JOSÉ STATE (12/28/16)
FIELD GOALS MADE	19	SAN JOSÉ STATE (12/28/16)
FIELD GOAL ATTEMPTS	55	at Saint Mary's (CA) (11/11/16)
FIELD GOAL PERCENTAGE	.292 (19-65)	SAN JOSÉ STATE (12/28/16)
3 PT FIELD GOALS MADE	1	OREGON STATE (11/18/16)
3 PT FG ATTEMPTS	11	OREGON STATE (11/18/16)
3 PT FG PERCENTAGE	.091 (1-11)	OREGON STATE (11/18/16)
FREE THROWS MADE	3	OREGON STATE (11/18/16)
FREE THROW ATTEMPTS	5	PACIFIC (11/29/16)
FREE THROW PERCENTAGE	.429 (3-7)	OREGON STATE (11/18/16)
REBOUNDS	28	LOYOLA MARYMOUNT (11/14/16)
ASSISTS	4	vs Towson (12/21/16)
STEALS	3	at Saint Mary's (CA) (11/11/16)
	3	vs Iona (11/26/16)
BLOCKED SHOTS	0	at Saint Mary's (CA) (11/11/16)
	0	LOYOLA MARYMOUNT (11/14/16)
	0	IONA (11/20/16)
	0	vs Iona (11/26/16)
	0	PACIFIC (11/29/16)
	0	at Bradley (12/03/16)
TURNOVERS	5	vs Santa Barbara (12/22/16)
FOULS	15	at Fresno State (12/31/16)

Opponent Player Highs

Points	33	Landale, Jock at Saint Mary's (CA) (11/11/16)
	30	HEMSLEY, Jeremy vs San Diego State (01/04/17)
Field Goals Made	15	Landale, Jock at Saint Mary's (CA) (11/11/16)
Field Goal Att.	25	HEMSLEY, Jeremy vs San Diego State (01/04/17)
FG Pct (min 5 made)	.833 (5-6)	BLACKMON, Jarriesse vs Santa Barbara (12/22/16)
	.833 (5-6)	Kennell, Nate at Bradley (12/03/16)
3-Point FG Made	6	HEMSLEY, Jeremy vs San Diego State (01/04/17)
	6	Cassell Jr., Sam vs Iona (11/26/16)
3-Point FG Att.	12	HEMSLEY, Jeremy vs San Diego State (01/04/17)
	12	VINCENT, Gabe vs Santa Barbara (12/22/16)
3-Pt FG Pct (min 3 made)	.600 (6-10)	Cassell Jr., Sam vs Iona (11/26/16)
	.600 (3-5)	Worku, Eyassu vs UC Irvine (12/14/16)
	.600 (3-5)	Crawford, E.J. vs Iona (11/20/16)
	.600 (3-5)	BROWN, Brandon vs Loyola Marymount (11/14/16)
Free Throws Made	10	Morman, Deshaun vs Towson (12/21/16)
Free Throw Att.	13	Washington, Jordan vs Iona (11/20/16)
FT Pct (min 5 made)	.909 (10-11)	Morman, Deshaun vs Towson (12/21/16)
Rebounds	14	Rutherford, Tommy vs UC Irvine (12/14/16)
Assists	9	Dorsey-Walker, S. vs Oakland (11/23/16)
Steals	4	Martin, Zane vs Towson (12/21/16)
Blocked Shots	4	Dime, Malik at Washington (12/11/16)
Turnovers	5	Washington, Jordan vs Iona (11/26/16)
	5	Tinkle, Tres vs Oregon State (11/18/16)



GAME-BY-GAME COMPARISON

Opponent	1st	2nd	Score	Mar	Total FG	FG Pct	3-Pointers	3FG Pct	Free Throws	FT Pct	Rebounds	Assist	T/Over	Block	Steal	Fouls	
Saint Mary's (CA)	29/42	34/39	63-81	(18)	22-47/33-55	.468/.600	5-17/5-13	.294/.385	14-24/10-15	.583/.667	23/32	(9)	14/21	8/6	5/0	3/3	19/20
LOYOLA MARYMOUNT	35/26	44/38	79-64	+15	27-48/27-64	.563/.422	6-17/5-18	.353/.278	19-29/5-11	.760/.455	34/28	+6	19/13	16/12	5/0	5/9	17/22
OREGON STATE	48/25	35/33	83-58	+25	28-58/27-59	.483/.458	7-24/1-11	.292/.091	20-29/3-7	.690/.429	37/32	+5	19/16	15/20	1/3	11/7	17/24
IONA	34/44	57/32	91-76	+15	30-60/29-71	.500/.408	7-18/6-29	.389/.207	24-34/12-18	.706/.667	42/41	+1	18/13	8/10	6/0	7/5	17/27
Oakland	28/44	54/34	82-78	+4	27-60/30-64	.450/.469	11-20/5-20	.550/.250	17-23/13-20	.739/.650	37/37	-	21/18	12/13	2/2	5/4	21/18
Buffalo	30/33	37/29	67-62	+5	22-61/23-63	.361/.365	11-32/4-17	.344/.235	12-16/12-16	.750/.750	40/40	-	16/14	13/11	7/1	4/7	12/17
Iona	30/35	43/40	73-75	(2)	24-65/27-58	.369/.466	8-28/13-27	.286/.481	17-23/8-12	.739/.667	41/34	+7	18/18	8/13	6/0	5/3	12/21
PACIFIC	31/26	46/41	77-67	+10	22-52/27-71	.423/.380	11-25/8-22	.440/.364	22-30/5-5	.733/.1000	37/41	(4)	16/11	12/11	8/0	1/5	11/26
Bradley	46/26	45/43	91-69	+22	30-54/27-62	.556/.435	11-23/6-20	.478/.300	20-33/9-11	.606/.818	39/30	+9	19/10	12/14	5/0	5/6	15/27
Washington	46/41	41/44	87-85	+2	29-64/32-57	.453/.561	7-23/10-18	.304/.556	22-29/11-14	.759/.786	34/30	+4	11/16	13/13	5/6	4/9	15/25
UC IRVINE	42/36	34/33	76-69	+7	25-63/29-69	.397/.420	13-25/5-23	.520/.217	13-25/6-10	.520/.600	40/48	(8)	19/15	8/11	4/6	6/7	12/24
Towson	42/36	39/36	81-72	+9	24-49/25-62	.490/.403	10-20/2-17	.500/.118	23-30/20-24	.767/.833	36/30	+6	11/4	17/8	4/3	4/10	17/24
Santa Barbara	38/39	29/27	67-66	+1	22-54/26-71	.407/.366	9-22/8-25	.409/.320	14-31/6-8	.452/.750	46/40	+6	12/12	9/5	4/4	2/6	10/19
SAN JOSÉ STATE	40/29	40/26	80-55	+25	26-55/19-65	.473/.292	6-16/2-21	.375/.095	22-32/15-23	.688/.652	50/35	+15	15/6	12/6	5/2	2/4	22/26
Fresno State	32/33	44/44	76-77	(1)	26-60/30-69	.433/.435	13-31/4-15	.419/.267	11-13/13-27	.846/.481	39/43	(4)	12/12	17/8	6/5	4/9	18/15
SAN DIEGO STATE	35/31	37/38	72-69	+3	26-65/26-67	.400/.388	9-28/13-35	.321/.371	11-16/4-6	.688/.667	46/34	+12	14/15	8/7	6/3	3/4	12/16

Note: Game totals are displayed in the format TEAM/OPPONENT for each category



2016-17 NEVADA WOLF PACK MEN'S BASKETBALL — GAME NOTES



POINTS REBOUNDS ASSISTS

Opponent	Date	Score		00	01	02	04	14	15	20
				OLIVER,CAM	MARSHALL,M	KING,J,LE	RAMSEY,DEV	DREW,LINDS	FENNER,DJ	CUNNINGHAM
at Saint Mary's (CA)	11/11/16	63-81	L	13-4-2	25-3-4	0-0-0	0-1-0	0-3-4	12-0-2	DNP
LOYOLA MARYMOUNT	11/14/16	79-64	w	14-1-1	18-1-3	0-0-0	2-2-4	7-2-7	12-5-2	DNP
OREGON STATE	11/18/16	83-58	w	24-7-1	11-1-9	6-3-1	DNP	2-0-2	17-5-2	0-0-0
IONA	11/20/16	91-76	w	22-6-2	20-2-5	0-0-0	0-0-0	11-9-6	2-1-1	DNP
vs Oakland	11/23/16	82-78	w	22-8-6	25-3-1	DNP	0-0-0	7-5-9	8-1-0	DNP
vs Buffalo	11/25/16	67-62	w	12-12-2	23-2-2	DNP	0-0-1	11-6-8	4-2-0	DNP
vs Iona	11/26/16	73-75	L	10-5-4	21-4-1	0-0-0	0-1-1	2-8-8	18-4-0	0-0-0
PACIFIC	11/29/16	77-67	w	17-8-4	17-0-6	6-4-1	0-0-0	9-5-2	11-4-0	DNP
at Bradley	12/03/16	91-69	w	8-8-1	12-1-1	12-4-1	DNP	11-14-8	21-6-3	DNP
at Washington	12/11/16	87-85	w	18-4-1	32-3-4	3-6-0	DNP	2-2-4	20-5-1	DNP
UC IRVINE	12/14/16	76-69	w	18-9-1	17-3-3	2-5-0	DNP	12-1-6	10-4-3	DNP
vs Towson	12/21/16	81-72	w	17-13-0	17-2-2	8-4-3	0-1-0	0-2-2	10-1-2	DNP
vs Santa Barbara	12/22/16	67-66	w	9-6-3	25-4-1	0-0-1	0-1-2	7-10-4	6-3-0	DNP
SAN JOSÉ STATE	12/28/16	80-55	w	9-10-2	25-3-2	13-12-0	4-3-2	0-2-4	14-5-3	0-0-0
at Fresno State	12/31/16	76-77	L	11-7-0	26-3-1	8-5-2	0-1-0	5-3-7	18-4-1	DNP
SAN DIEGO STATE	01/04/17	72-69	w	17-11-3	12-5-4	0-1-0	0-5-0	7-6-6	17-4-0	DNP

Opponent	Date	Score		22	23	24	31	33	34
				KYLE,DAVID	TOOLEY,CHA	CAROLINE,J	WEAVER,COL	HALL,JOSH	CARLSON,JO
at Saint Mary's (CA)	11/11/16	63-81	L	DNP	0-0-0	9-8-1	DNP	0-0-0	DNP
LOYOLA MARYMOUNT	11/14/16	79-64	w	DNP	DNP	8-7-1	0-1-0	0-1-0	DNP
OREGON STATE	11/18/16	83-58	w	0-0-0	0-0-0	12-12-4	0-0-0	3-2-0	DNP
IONA	11/20/16	91-76	w	DNP	0-0-0	15-13-3	DNP	DNP	DNP
vs Oakland	11/23/16	82-78	w	DNP	DNP	10-10-2	DNP	0-0-0	DNP
vs Buffalo	11/25/16	67-62	w	DNP	DNP	7-5-1	DNP	0-1-1	DNP
vs Iona	11/26/16	73-75	L	DNP	DNP	9-8-4	0-0-0	0-0-0	DNP
PACIFIC	11/29/16	77-67	w	DNP	DNP	9-10-2	DNP	8-3-1	DNP
at Bradley	12/03/16	91-69	w	DNP	0-0-0	23-5-4	DNP	4-1-1	DNP
at Washington	12/11/16	87-85	w	DNP	DNP	12-9-1	DNP	0-0-0	DNP
UC IRVINE	12/14/16	76-69	w	0-0-0	DNP	15-13-5	DNP	2-3-1	DNP
vs Towson	12/21/16	81-72	w	DNP	DNP	14-9-1	DNP	15-2-1	DNP
vs Santa Barbara	12/22/16	67-66	w	DNP	DNP	20-12-1	DNP	0-0-0	DNP
SAN JOSÉ STATE	12/28/16	80-55	w	DNP	0-1-0	13-8-2	DNP	2-3-0	0-2-0
at Fresno State	12/31/16	76-77	L	DNP	DNP	8-13-1	DNP	DNP	DNP
SAN DIEGO STATE	01/04/17	72-69	w	DNP	DNP	19-11-1	DNP	DNP	DNP



2016-17 NEVADA WOLF PACK MEN'S BASKETBALL — GAME NOTES



GM	EXH	San Francisco State	32	26	55
		Nevada	33	55	88

San Francisco State 58

#	Player	Total		3-Ptr		Rebounds			PF	TP	A	TO	Blk	Stl	Min
		FG	FGA	FG	FGA	FT	FTA	Off Def Tot							
23	Ugbaja, Chiefy	f	2-7	0-0	1-2	4	3	7	4	5	2	1	0	2	20
24	Kahlon, AJ	c	1-4	0-0	0-0	2	4	6	2	2	1	0	2	1	22
01	Jackson, Warren	g	6-12	1-2	2-3	1	0	1	3	15	2	3	0	1	31
12	Calcaterra, Nick	g	4-9	3-4	1-2	0	1	1	3	12	1	2	0	2	22
13	U'u, Parker	g	4-13	2-6	1-4	2	4	6	1	11	1	3	0	1	28
05	Douglas, Josh		0-0	0-0	0-0	1	1	1	3	0	1	0	0	0	10
15	Hakim, Israel		2-4	0-0	3-8	0	2	2	1	7	0	2	0	1	16
22	Brown, Derrick		0-0	0-0	0-0	0	0	0	3	0	0	2	0	0	7
32	Wickliffe, Jase		0-3	0-0	0-0	0	1	1	1	0	0	1	0	0	12
33	Kahlon, Jash		1-5	0-1	0-0	3	4	7	4	2	3	2	0	1	20
44	Williams, Ryne		2-4	0-0	0-0	1	1	2	2	4	1	0	2	1	12
	Team					2	3	5							
Totals			22-61	6-13	8-19	15	24	39	27	58	12	16	4	10	200

FG % 1st Half: 11-31 35.5% 2nd half: 11-30 36.7% Game: 22-61 36.1%
3FG % 1st Half: 4-6 66.7% 2nd half: 2-7 28.6% Game: 6-13 46.2%
FT % 1st Half: 6-13 46.2% 2nd half: 2-6 33.3% Game: 8-19 42.1%

Deadball
Rebounds
5

Nevada 88

#	Player	Total		3-Ptr		Rebounds			PF	TP	A	TO	Blk	Stl	Min
		FG	FGA	FG	FGA	FT	FTA	Off Def Tot							
00	OLIVER, Cameron	f	9-12	2-3	1-5	2	5	7	2	21	1	3	1	2	22
15	FENNER, D.J.	f	3-7	2-3	2-2	1	3	4	3	10	3	1	1	1	22
24	CAROLINE, Jordan	f	1-8	0-2	2-3	4	5	9	1	4	0	1	1	0	23
01	MARSHALL, Marcus	g	3-7	2-5	0-1	2	3	5	3	8	2	1	0	1	20
14	DREW, Lindsey	g	0-2	0-1	0-0	1	1	2	0	0	7	1	2	2	26
02	KING II, Leland		0-3	0-3	7-8	2	4	6	2	7	2	2	2	1	19
04	RAMSEY, Deveal		4-10	2-6	2-2	1	2	3	12	4	4	0	2	2	21
12	FOSTER, Elijah		6-6	0-0	0-1	1	4	5	2	12	2	1	0	0	12
20	CUNNINGHAM, David		0-0	0-0	0-0	0	0	0	0	0	0	0	0	0	3
22	KYLE, David		0-0	0-0	0-0	0	0	0	0	0	0	0	0	0	2
32	TOOLEY, Charlie		2-3	2-3	0-0	0	0	0	1	6	0	0	0	0	6
31	WEAVER, Collin		1-3	1-3	0-0	0	0	0	1	3	1	0	0	0	9
33	HALL, Josh		1-4	0-1	3-5	4	2	6	2	5	2	1	0	0	15
	Team					2	1	3							
Totals			30-65	11-30	17-27	20	30	50	20	88	24	15	7	9	200

FG % 1st Half: 10-29 34.5% 2nd half: 20-36 55.6% Game: 30-65 46.2%
3FG % 1st Half: 3-12 25.0% 2nd half: 8-18 44.4% Game: 11-30 36.7%
FT % 1st Half: 10-14 71.4% 2nd half: 7-13 53.8% Game: 17-27 63.0%

Deadball
Rebounds
1

Officials: Tony Padilla, Shawn Leigh, John Paul Guerrero
Technical fouls: San Francisco State-None. Nevada-None.
Attendance: 4120

Score by periods	1st	2nd	Total
San Francisco State	32	26	58
Nevada	33	55	88

Points	In	Off	2nd	Fast
SFSU	Paint	T/O	Chance	Break
NV	28	15	13	12
	24	23	15	16

Last FG - SFSU 2nd-01:11, NV 2nd-00:19.
Largest lead - SFSU None, NV by 30 2nd-00:19.

Score tied - 0 times.
Lead changed - 0 times.

GM	2	Loyola Marymount	26	38	64
		Nevada	35	44	79

Loyola Marymount 64 • 1-1

#	Player	Total		3-Ptr		Rebounds			PF	TP	A	TO	Blk	Stl	Min
		FG	FGA	FG	FGA	FT	FTA	Off Def Tot							
12	HANEY, Steven	f	4-8	1-4	0-0	0	1	1	1	9	0	1	0	0	21
24	JOHNSON, Shamar	f	4-4	0-0	2-6	0	1	1	5	10	2	1	0	1	18
15	JOVANOVIC, Stefan	c	1-8	0-2	0-0	3	2	5	4	2	0	2	0	1	21
10	BROWN, Brandon	g	4-12	3-5	2-2	1	0	1	0	13	5	1	0	1	31
22	TUACH, Buay	g	5-10	1-3	0-0	2	2	4	3	11	1	0	0	2	25
02	AMAYO, Kelvin		6-11	0-1	1-2	1	7	8	3	13	1	1	0	1	22
03	TUTU, Munis		1-4	0-1	0-0	0	0	0	1	2	2	1	0	1	15
11	HERMAN, Petr		0-1	0-0	0-0	1	1	2	0	1	2	0	0	0	9
14	MARKUSSON, Mattias		2-2	0-0	0-1	1	1	2	3	4	0	2	0	2	20
25	McCLENDON, Jeffery		0-4	0-2	0-0	0	0	0	2	0	1	1	0	0	18
	Team					2	2	4							
Totals			27-64	5-18	5-11	11	17	28	22	64	13	12	0	9	200

FG % 1st Half: 12-30 40.0% 2nd half: 15-34 44.1% Game: 27-64 42.2%
3FG % 1st Half: 2-9 22.2% 2nd half: 3-9 33.3% Game: 5-18 27.8%
FT % 1st Half: 0-1 0.0% 2nd half: 5-10 50.0% Game: 5-11 45.5%

Deadball
Rebounds
3,2

Nevada 79 • 1-1

#	Player	Total		3-Ptr		Rebounds			PF	TP	A	TO	Blk	Stl	Min
		FG	FGA	FG	FGA	FT	FTA	Off Def Tot							
00	OLIVER, Cameron	f	5-9	1-2	3-5	0	1	1	4	14	1	1	1	1	17
12	FOSTER, Elijah	f	7-8	0-0	4-5	2	8	10	3	18	1	3	0	0	38
24	CAROLINE, Jordan	f	2-4	0-0	4-5	1	6	7	3	8	1	4	1	2	24
01	MARSHALL, Marcus	g	6-15	4-10	2-2	0	1	1	2	18	3	1	0	0	39
04	RAMSEY, Deveal	g	1-2	0-1	0-0	1	1	2	1	2	4	1	0	0	21
02	KING II, Leland		0-1	0-0	0-0	0	0	0	0	0	0	0	0	0	3
14	DREW, Lindsey		2-2	0-0	3-4	1	1	2	1	7	7	3	2	2	31
15	FENNER, D.J.		4-5	1-2	3-4	0	5	5	3	12	2	2	1	0	19
31	WEAVER, Collin		0-2	0-2	0-0	0	1	1	0	0	0	0	0	0	6
33	HALL, Josh		0-0	0-0	0-0	1	0	1	0	0	0	1	0	0	2
	Team					0	4	4							
Totals			27-48	6-17	19-25	6	28	34	17	79	19	16	5	5	200

FG % 1st Half: 12-25 48.0% 2nd half: 15-23 65.2% Game: 27-48 56.3%
3FG % 1st Half: 2-8 25.0% 2nd half: 4-9 44.4% Game: 6-17 35.3%
FT % 1st Half: 9-13 69.2% 2nd half: 10-12 83.3% Game: 19-25 76.0%

Deadball
Rebounds
2,1

Officials: Tom O'Neill, Keith Kimball, Rick Batsell
Technical fouls: Loyola Marymount-TUTU, Munis. Nevada-FENNER, D.J.; FOSTER, Elijah.
Attendance: 6176

Score by periods	1st	2nd	Total
Loyola Marymount	26	38	64
Nevada	35	44	79

Points	In	Off	2nd	Fast
LMU	Paint	T/O	Chance	Break
NV	42	13	11	17
	28	22	11	19

Last FG - LMU 2nd-00:20, NV 2nd-01:24.
Largest lead - LMU None, NV by 17 1st-06:02.
LMU led for 00:00. NV led for 39:15. Game was tied for 00:45.

Score tied - 0 times.
Lead changed - 0 times.

GM	1	Nevada	29	34	63
		No. 17 Saint Mary's	42	39	81

Nevada 63 • 0-1

#	Player	Total		3-Ptr		Rebounds			PF	TP	A	TO	Blk	Stl	Min
		FG	FGA	FG	FGA	FT	FTA	Off Def Tot							
00	OLIVER, Cameron	*	5-8	1-2	2-3	0	4	4	5	13	2	4	5	1	29
01	MARSHALL, Marcus	*	8-20	4-12	5-6	2	1	3	1	25	4	0	0	0	36
12	FOSTER, Elijah	*	2-3	0-0	0-0	1	3	4	4	1	0	0	0	0	22
14	DREW, Lindsey	*	0-0	0-0	0-0	1	2	3	2	0	4	1	0	0	31
15	FENNER, D.J.	*	5-8	0-0	2-3	0	0	0	4	12	2	2	0	0	33
02	KING II, Leland	*	0-0	0-0	0-0	0	0	0	0	0	0	1	0	0	3
04	RAMSEY, Deveal	*	0-2	0-1	0-0	0	1	1	1	0	0	0	0	0	11
23	TOOLEY, Charlie	*	0-0	0-0	0-0	0	0	0	0	0	0	0	0	0	1
24	CAROLINE, Jordan	*	2-6	0-2	5-12	3	5	8	2	9	1	0	0	2	33
33	HALL, Josh	*	0-0	0-0	0-0	0	0	0	0	0	0	0	0	0	1
	Team					0	0	0							
Totals			22-47	5-17	14-24	7	16	23	19	63	14	8	5	3	200

FG % 1st Half: 10-24 41.7% 2nd half: 12-23 52.2% Game: 22-47 46.8%
3FG % 1st Half: 2-9 22.2% 2nd half: 3-8 37.5% Game: 5-17 29.4%
FT % 1st Half: 7-12 58.3% 2nd half: 7-12 58.3% Game: 14-24 58.3%

Deadball
Rebounds
6

Saint Mary's (CA) 81 • 1-0

#	Player		Total		3-Ptr		Rebounds			PF	TP	A	TO	Blk	Stl	Min
			FG-FA	FG-FGA	FT-FTA	Off	Def	Tot								
24	Hermanson, Calvin	f	2-4	2-2	3-3	0	1	1	4	9	1	0	0	0	25	
21	Fitzner, Evan	c	2-6	2-5	0-0	1	0	1	3	6	0	0	0	0	15	
24	Landale, Jock	c	15-20	0-0	3-3	6	3	9	4	33	2	2	0	0	33	
23	Naar, Emmett	g	3-6	0-1	0-1	0	3	3	3	6	8	2	0	1	35	
25	Rahon, Joe	g	5-10	0-2	1-2	0	6	6	2	11	8	0	0	1	40	
00	Krebs, Tanner		0-2	0-2	0-1	1	2	3	2	1	0	0	0	0	17	
02	Gonzalez, Stefan		0-0	0-0	0-0	0	0	0	1	0	0	0	0	0	1	
15	Sheets, Dan		0-0	0-0	0-0	0	1	1	0	0	0	0	0	0	3	
22	Pineau, Dane		3-3	0-0	0-1	2	4	6	1	6	1	2	0	0	12	
23	Clark, Kyle		3-4	1-1	3-4	0	2	2	1	10	1	0	0	1	19	
	Team					0	0	0								
	Totals		33-55	5-13	10-15	10	22	32	20	81	21	6	0	3	200	



2016-17 NEVADA WOLF PACK MEN'S BASKETBALL — GAME NOTES



GM	4	Iona	44	32	76
		Nevada	34	57	91

Iona 76 • 0-2

#	Player		FG-FGA	3-Ptr FG-FGA	FT-FTA	Rebounds			PF	TP	A	TO	Blk	Stl	Min
						Off	Def	Tot							
02	Crawford, E.J.	f	4-7	3-5	1-1	1	7	8	4	12	2	2	0	0	26
23	Washington, Jordan	f	11-14	0-0	7-13	5	8	13	4	29	0	2	0	0	22
00	McGill, Rickey	g	2-6	0-2	0-0	0	0	0	5	4	4	0	0	2	32
01	Cassell Jr., Sam	g	1-12	0-6	2-2	1	3	4	1	4	2	1	0	0	31
10	Severe, Jon	g	5-12	1-5	2-2	1	3	4	3	13	0	2	0	1	27
04	Casimir, Schadrac	g	1-3	0-2	0-0	0	0	0	1	2	0	0	0	1	11
15	Much, Deyshonee	g	4-14	1-7	0-0	2	5	7	1	9	4	3	0	0	27
20	Svandrik, Jan	g	1-2	1-2	0-0	1	0	1	1	3	0	0	0	0	9
22	Bessick, Taylor	g	0-0	0-0	0-0	0	0	0	4	0	1	0	0	1	12
44	Williams, Tyrell	g	0-1	0-0	0-0	1	1	2	3	0	0	0	0	0	3
	Team					1	1	2							
Totals			29-71	6-29	12-18	13	28	41	27	76	13	10	0	5	200

FG % 1st Half: 17-38 44.7% 2nd half: 12-33 36.4% Game: 29-71 40.8% Deadball Rebounds 2
3FG % 1st Half: 5-18 27.8% 2nd half: 1-11 9.1% Game: 6-29 20.7%
FT % 1st Half: 5-5 100.0 2nd half: 7-13 53.8% Game: 12-18 66.7%

Nevada 91 • 3-1

#	Player	Total	FG-FGA	3-Ptr	FT-FTA	Rebounds	Off	Def	Tot	PF	TP	A	TO	Blk	Stl	Min
00	OLIVER, Cameron	f	8-12	3-4	3-4	1	5	6	4	22	2	0	4	1	31	
12	FOSTER, Elijah	f	8-12	0-0	5-6	5	5	10	4	21	1	1	0	1	27	
24	CAROLINE, Jordan	f	5-9	0-1	5-9	2	11	13	1	15	3	3	1	2	39	
01	MARSHALL, Marcus	g	4-10	3-8	9-10	0	2	2	2	20	5	0	0	0	37	
14	DREW, Lindsey	g	4-10	1-3	2-4	1	8	9	2	11	6	2	1	2	33	
02	KING II, Leland	g	0-0	0-0	0-0	0	0	0	0	0	0	0	0	0	3	
04	RAMSEY, Deveal	g	0-2	0-0	0-1	0	0	0	1	0	0	0	0	0	5	
15	FENNER, D.J.	g	1-5	0-2	0-0	0	1	1	3	2	1	2	0	1	25	
23	TOOLEY, Charlie	g	0-0	0-0	0-0	0	0	0	0	0	0	0	0	0	0+	
Team						0	1	1								
Totals			30-60	7-18	24-34	9	33	42	17	91	18	8	6	7	200	

FG % 1st Half: 14-34 41.2% 2nd half: 16-26 61.5% Game: 30-60 50.0% Deadball Rebounds 3
3FG % 1st Half: 2-9 22.2% 2nd half: 5-9 55.6% Game: 7-18 38.9%
FT % 1st Half: 4-9 44.4% 2nd half: 20-25 80.0% Game: 24-34 70.6%

Officials: Dick Cartmell, Deldre Carr, Deron White
Technical fouls: Iona-McGill, Rickey, Nevada-FOSTER, Elijah.
Attendance: 6375

Score by periods	1st	2nd	Total
Iona	44	32	76
Nevada	34	57	91

Last FG - ION 2nd-01:11, NV 2nd-00:40.
Largest lead - ION by 14 1st-02:39, NV by 15 2nd-00:02.
ION led for 25:54, NV led for 13:38. Game was tied for 00:28.

Score tied - 1 time.
Lead changed - 5 times.

Points In Paint Off T/O 2nd Fast Bench
ION 32 14 12 13 14
NV 38 12 11 23 2

GM	6	Buffalo	33	29	62
		Nevada	30	37	67

Buffalo 62 • 3-2

#	Player		Total			3-Ptr			Rebounds			PF	TP	A	TO	Blk	Stl	Min
			FG-FGA	FG-FGA	FT-FTA	FG-FGA	FG-FGA	FT-FTA	Off	Def	Tot							
00	Hamilton,Blake	f	3-18	1-6	7-8	1	7	8	1	14	4	2	0	2	36			
33	Perkins,Nick	f	4-15	1-6	0-0	5	4	9	3	9	0	2	0	0	30			
34	Smart,Ikenna	f	4-5	0-0	2-2	2	5	7	1	10	0	2	1	0	21			
02	Conner,Willie	g	4-10	1-4	3-6	0	1	1	1	12	1	0	0	1	37			
22	Caruthers,Dontay	g	3-3	1-1	0-0	0	3	3	3	7	2	1	0	2	33			
01	Jones,James		0-2	0-0	0-0	0	0	0	0	0	0	0	0	0	4			
03	Jordan,Davonta		0-4	0-0	0-0	0	4	4	2	0	7	2	0	1	18			
04	Kadiri,David		2-3	0-0	0-0	2	2	4	2	4	0	1	0	0	12			
31	Johnson,Raheem		3-3	0-0	0-0	2	1	3	3	6	0	1	0	1	9			
	Team							0	1	1								
Totals			23-63	4-17	12-16	12	28	40	17	62	14	11	1	7	200			

FG % 1st Half: 12-33 36.4% 2nd half: 11-30 36.7% Game: 23-63 36.5% Deadball Rebounds 3,2
3FG % 1st Half: 2-10 20.0% 2nd half: 2-7 28.6% Game: 4-17 23.5%
FT % 1st Half: 7-8 87.5% 2nd half: 5-8 62.5% Game: 12-16 75.0%

Nevada 67 • 5-1

#	Player		Total		3-Ptr		Rebounds			PF	TP	A	TO	Blk	Stl	Min
			FG-FGA	FG-FGA	FT-FTA		Off	Def	Tot							
00	OLIVER, Cameron	f	4-13	2-8	2-3	3	9	12	3	12	2	1	5	1	33	
24	CAROLINE, Jordan	f	2-6	2-3	1-3	2	3	5	2	7	1	4	1	0	35	
42	Foster,Elijah	f	5-12	0-0	0-0	2	4	6	2	10	1	0	0	0	38	
01	MARSHALL, Marcus	g	7-18	4-12	5-6	0	2	2	2	23	2	4	1	2	36	
14	DREW, Lindsey	g	4-8	3-6	0-0	1	5	6	2	11	8	3	0	1	36	
04	RAMSEY, Deveal		0-1	0-1	0-0	0	0	0	0	0	1	0	0	0	2	
15	FENNER, D.J.		0-2	0-1	4-4	1	1	2	1	4	0	1	0	0	16	
33	HALL, Josh		0-1	0-1	0-0	0	1	1	0	0	1	0	0	0	4	
	Team						3	3	6							
	Totals		22-61	11-32	12-16	12	28	40	12	67	16	13	7	4	200	

FG % 1st Half: 10-31 32.3% 2nd half: 12-30 40.0% Game: 22-61 36.1% Deadball Rebounds 1,1
3FG % 1st Half: 3-12 25.0% 2nd half: 8-20 40.0% Game: 11-32 34.4%
FT % 1st Half: 7-8 87.5% 2nd half: 5-8 62.5% Game: 12-16 75.0%

Officials: Tim Gattis, Steve Somers, Mark Cook
Technical fouls: Buffalo-None. Nevada-None.
Attendance: 2723
Game 7: GCI Great Alaska Shootout (semifinal #1)
GCI Player of the Game: M. Marshall (Nev)

Score by periods	1st	2nd	Total
Buffalo	33	29	62
Nevada	30	37	67

Last FG - BUFFALO 2nd-04:00, NV 2nd-05:18.
Largest lead - BUFFALO by 5 2nd-12:30, NV by 9 1st-12:56.
BUFFALO led for 17:15, NV led for 20:15. Game was tied for 02:30.

Score tied - 6 times.
Lead changed - 6 times.

Points In Paint Off T/O 2nd Fast Bench
BUFFALO 38 17 8 8 10
NV 10 8 5 2 4

GM	5	Oakland	44	34	78
		Nevada	28	54	82

Oakland 78 • 4-1

#	Player		Total		3-Ptr		Rebounds			PF	TP	A	TO	Blk	Stl	Min
			FG-FGA	FG-FGA	FT-FTA	Off	Def	Tot								
04	Hayes,Jalen	f	6-13	0-1	1-4	2	7	9	3	13	3	2	0	0	38	
10	Brock,Isaiah	f	5-7	0-0	0-0	5	6	11	3	10	1	1	1	1	33	
05	Clark,Stevie	g	0-4	0-2	0-0	0	4	4	4	0	2	1	0	0	13	
30	Dorsey-Walker,S.	g	8-17	1-5	6-9	0	4	4	1	23	9	1	0	2	38	
35	Walker,Martez	g	6-14	2-7	3-4	1	0	1	3	17	1	1	1	0	39	
02	Daniels,Nick	g	2-3	1-2	0-0	0	1	1	0	5	1	2	0	0	16	
11	Neely,Brailen	g	0-0	0-0	0-0	0	0	0	1	0	0	0	0	0	0+	
13	Brechtling,Brad	g	1-1	0-0	1-1	0	1	1	0	3	0	2	0	0	4	
14	Hill-Mais,Xavier	g	0-1	0-0	0-0	0	0	0	0	3	0	1	2	0	5	
15	Palombizio,Chris	g	1-1	1-1	0-0	1	0	1	0	3	0	1	0	1	8	
21	Cumberland,Jaevin	g	1-3	0-2	2-2	0	0	0	0	4	0	0	0	0	6	
Team						3	2	5								
Totals			30-64	5-20	13-20	12	25	37	18	78	18	13	2	4	200	

FG % 1st Half: 17-34 50.0% 2nd half: 13-30 43.3% Game: 30-64 46.9% Deadball Rebounds 4
3FG % 1st Half: 4-13 30.8% 2nd half: 1-7 14.3% Game: 5-20 25.0%
FT % 1st Half: 6-8 75.0% 2nd half: 7-12 58.3% Game: 13-20 65.0%

Nevada 82 • 4-1

#	Player		Total			3-Ptr			Rebounds			PF	TP	A	TO	Blk	Stl	Min
			FG-FGA	FG-FGA	FT-FTA	FG-FGA	FG-FGA	FT-FTA	Off	Def	Tot							
00	OLIVER, Cameron	f	7-18	3-4	5-6	5	3	8	4	22	6	2	1	0	37			
12	FOSTER, Elijah	f	4-6	0-0	2-2	2	5	7	4	10	3	3	0	2	39			
01	MARSHALL, Marcus	g	7-15	5-11	6-8	0	3	3	4	25	1	2	0	0	22			
14	DREW, Lindsey	g	3-9	1-3	0-0	0	5	5	2	7	9	1	1	2	37			
24	CAROLINE, Jordan	g	4-7	0-0	2-5	3	7	10	3	10	2	2	0	0	40			
04	RAMSEY, Deveal	g	0-0	0-0	0-0	0	0	0	1	0	0	0	0	0	3			
15	FENNER, D.J.	g	2-5	2-2	2-2	1	0	1	3	8	0	0	0	0	20			
33	HALL, Josh	g	0-0	0-0	0-0	0	0	0	0	0	0	0	0	0	2			
	Team					2	1	3										
	Totals		27-60	11-20	17-23	13	24	37	21	82	21	12	2	5	200			



2016-17 NEVADA WOLF PACK MEN'S BASKETBALL — GAME NOTES



GM 8	Pacific Nevada	26	41	67
		31	46	77

Pacific 67 • 2-3

#	Player	f	Total		3-Ptr		Rebounds			PF	TP	A	TO	Blk	Stl	Min
			FG-FGA	FG-FGA	FT-FTA	FT-FTA	Off	Def	Tot							
04	VUKO, Tonko	f	5-7	0-0	0-0	0-0	3	4	7	1	10	0	0	0	1	30
35	ELERAKY, Sami	c	1-2	0-0	0-0	0-0	2	2	4	3	2	0	2	0	0	6
22	WALLACE, T.J.	g	4-8	2-3	2-2	0	1	1	2	12	4	2	0	0	0	37
02	BOWLES, Ray	g	8-21	3-8	3-3	2	5	7	4	22	2	4	0	0	2	34
24	TAYLOR, David	g	0-6	0-2	0-0	0	0	0	3	0	0	1	0	0	0	24
00	HAYNES, Maleke	g	0-0	0-0	0-0	0	1	1	1	0	2	0	0	0	1	10
05	TOWNES, Anthony	g	1-2	0-0	0-0	1	1	2	5	2	0	0	0	0	0	8
11	WILLIAMS, Jack	g	6-13	3-8	0-0	1	7	8	3	15	2	1	0	1	0	26
15	URSERY, D.J.	g	2-9	0-1	0-0	1	0	1	3	4	1	0	0	0	0	18
21	LAMPKIN, Jacob	g	0-3	0-0	0-0	2	2	4	1	0	0	0	0	0	0	6
30	SMITH, K.J.	g	0-0	0-0	0-0	0	0	0	0	0	0	1	0	0	0	1
Team							4	2	6							
Totals			27-71	8-22	5-5	16	25	41	26	67	11	11	0	5	5	200

FG % 1st Half: 11-35 31.4% 2nd half: 16-36 44.4% Game: 27-71 38.0%
3FG % 1st Half: 2-9 22.2% 2nd half: 6-13 46.2% Game: 8-22 36.4%
FT % 1st Half: 2-2 100.0 2nd half: 3-3 100.0 Game: 5-5 100.0

Deadball
Rebounds
0

Nevada 77 • 6-2

#	Player	f	Total		3-Ptr		Rebounds			PF	TP	A	TO	Blk	Stl	Min
			FG-FGA	FG-FGA	FT-FTA	FT-FTA	Off	Def	Tot							
00	OLIVER, Cameron	f	6-12	3-7	2-3	1	7	8	1	17	4	5	5	0	0	36
24	CAROLINE, Jordan	f	2-8	0-1	5-8	3	7	10	3	9	2	0	1	1	1	36
01	MARSHALL, Marcus	g	3-9	2-5	9-11	0	0	0	0	17	6	2	0	0	0	34
14	DREW, Lindsey	g	4-5	1-2	0-0	0	5	5	2	9	2	3	2	0	0	38
33	HALL, Josh	g	3-7	2-3	0-0	1	2	3	0	8	1	0	0	0	0	23
02	KING II, Leland	g	1-5	1-3	3-4	1	3	4	1	6	1	0	0	0	0	9
04	RAMSEY, Deveal	g	0-0	0-0	0-0	0	0	0	0	1	0	0	0	0	0	2
15	FENNER, D.J.	g	3-6	2-4	3-4	1	3	4	3	11	0	2	0	0	0	22
Team							2	1	3							
Totals			22-52	11-25	22-30	9	28	37	11	77	16	12	8	1	200	

FG % 1st Half: 10-27 37.0% 2nd half: 12-25 48.0% Game: 22-52 42.3%
3FG % 1st Half: 5-13 38.5% 2nd half: 6-12 50.0% Game: 11-25 44.0%
FT % 1st Half: 6-8 75.0% 2nd half: 16-22 72.7% Game: 22-30 73.3%

Deadball
Rebounds
4

Officials: John Higgins, Kipp Kissinger, Steve Olson
Technical fouls: Pacific-None. Nevada-None.
Attendance: 6920

Score by periods	1st	2nd	Total
Pacific	26	41	67
Nevada	31	46	77

Points	In	Off	2nd	Fast	Bench
PAC	32	15	13	8	21
NV	16	11	11	8	17

Last FG - PAC 2nd-00:38, NV 2nd-01:34.
Largest lead - PAC by 4 2nd-10:34, NV by 16 2nd-05:11.
PAC led for 08:26. NV led for 28:43. Game was tied for 02:51.

Score tied - 5 times.
Lead changed - 7 times.

GM 10	Nevada Washington	46	41	87
		41	44	85

Nevada 87 • 8-2

#	Player	f	Total		3-Ptr		Rebounds			PF	TP	A	TO	Blk	Stl	Min
			FG-FGA	FG-FGA	FT-FTA	FT-FTA	Off	Def	Tot							
00	OLIVER, Cameron	f	5-11	2-5	6-8	1	3	4	4	18	1	2	3	0	0	28
24	CAROLINE, Jordan	f	5-11	1-2	1-5	6	3	9	1	12	1	5	0	2	2	36
01	MARSHALL, Marcus	g	11-24	3-12	7-7	0	3	3	2	32	4	1	0	0	0	37
14	DREW, Lindsey	g	1-2	0-0	0-0	2	0	2	2	2	4	4	2	0	0	39
33	HALL, Josh	g	0-1	0-0	0-0	0	0	0	0	1	0	0	1	0	0	7
02	KING II, Leland	g	1-2	0-0	1-2	4	2	6	3	3	0	0	0	0	0	17
15	FENNER, D.J.	g	6-13	1-4	7-7	1	4	5	2	20	1	0	0	2	2	36
Team							3	2	5							
Totals			29-64	7-23	22-29	17	17	34	15	87	11	13	5	4	200	

FG % 1st Half: 15-36 41.7% 2nd half: 14-28 50.0% Game: 29-64 45.3%
3FG % 1st Half: 4-13 30.8% 2nd half: 3-10 30.0% Game: 7-23 30.4%
FT % 1st Half: 12-18 66.7% 2nd half: 10-11 90.9% Game: 22-29 75.9%

Deadball
Rebounds
3.1

Washington 85 • 4-5

#	Player	f	Total		3-Ptr		Rebounds			PF	TP	A	TO	Blk	Stl	Min
			FG-FGA	FG-FGA	FT-FTA	FT-FTA	Off	Def	Tot							
04	Thybulle, Matisse	f	4-5	2-3	2-2	0	1	1	4	12	1	1	2	2	2	24
15	Dickerson, Noah	f	3-7	0-0	2-2	1	6	7	3	8	3	4	0	1	1	33
33	Timmins, Sam	f	3-3	0-0	1-2	2	2	4	3	7	0	4	0	0	1	12
01	Crisp, David	g	8-13	4-8	1-2	0	1	1	3	21	3	0	0	1	1	34
20	Fultz, Markelle	g	8-19	3-6	2-2	3	2	5	4	21	8	2	0	3	3	37
10	Dime, Malik	g	0-0	0-0	0-0	1	4	5	4	0	1	2	4	0	0	26
22	Green, Dominic	g	1-3	1-1	0-1	1	0	1	0	3	0	0	0	1	1	11
23	Johnson, Carlos	g	5-7	0-0	3-3	0	3	3	2	13	0	0	0	0	0	21
24	Duruisseau, Devenir	g	0-0	0-0	0-0	0	0	0	2	0	0	0	0	0	0	2
Team							0	3	3							
Totals			32-57	10-18	11-14	8	22	30	25	85	16	13	6	9	200	

FG % 1st Half: 16-28 57.1% 2nd half: 16-29 55.2% Game: 32-57 56.1%
3FG % 1st Half: 6-10 60.0% 2nd half: 4-8 50.0% Game: 10-18 55.6%
FT % 1st Half: 3-4 75.0% 2nd half: 8-10 80.0% Game: 11-14 78.6%

Deadball
Rebounds
2

Officials: Verne Harris, Tony Padilla, Randy McCall
Technical fouls: Nevada-None. Washington-None.
Attendance: 8171

Score by periods	1st	2nd	Total
Nevada	46	41	87
Washington	41	44	85

Points	In	Off	2nd	Fast	Bench
NV	26	21	19	2	23
UW	34	15	9	15	16

Last FG - NV 2nd-00:01, UW 2nd-02:07.
Largest lead - NV by 11 2nd-11:59, UW by 6 1st-14:06.
NV led for 20:57. UW led for 16:48. Game was tied for 02:04.

Score tied - 6 times.
Lead changed - 9 times.

GM 9	Nevada Bradley	46	45	91
		26	43	69

Nevada 91 • 7-2

#		Player	Total	3-Ptr	Rebounds											
			FG-FGA	FG-FGA	FT-FTA	Off	Def	Tot	PF	TP	A	TO	Blk	Stl	Min	
00		OLIVER, Cameron	r	2-8	1-3	3-5	3	5	8	2	8	1	3	3	1	26
24		CAROLINE, Jordan	f	6-9	2-2	9-16	1	4	5	3	23	4	0	1	1	36
01		MARSHALL, Marcus	g	4-7	2-4	2-2	0	1	1	3	12	1	1	0	0	27
14		DREW, Lindsey	g	4-7	0-1	3-6	4	10	14	1	11	8	3	1	2	39
33		HALL, Josh	g	2-3	0-1	0-0	0	1	1	0	4	1	2	0	0	18
02		KING II, Leland	g	5-11	1-6	1-1	1	3	4	3	12	1	0	0	1	21
15		FENNER, D.J.	g	7-9	5-6	2-3	2	4	6	3	21	3	3	0	0	29
23		TOOLEY, Charlie	g	0-0	0-0	0-0	0	0	0	0	0	0	0	0	0	4
Team						0	0	0								
Totals				30-54	11-23	20-33	11	28	39	15	91	19	12	5	5	200
FG % 1st Half: 17-30 56.7% 2nd half: 13-24 54.2% Game: 30-54 55.6% Deadball																
3FG % 1st Half: 5-10 50.0% 2nd half: 6-13 46.2% Game: 11-23 47.8% Rebounds																
FT % 1st Half: 7-12 58.3% 2nd half: 13-21 61.9% Game: 20-33 60.6% 4																

FG % 1st Half: 17-30 56.7% 2nd half: 13-24 54.2% Game: 30-54 55.6%
3FG % 1st Half: 5-10 50.0% 2nd half: 6-13 46.2% Game: 11-23 47.8%
FT % 1st Half: 7-12 58.3% 2nd half: 13-21 61.9% Game: 20-33 60.6%

Deadball
Rebounds
4

Bradley 69 • 4-4

#	Player		Total			3-Ptr			Rebounds			PF	TP	A	TO	Blk	Stl	Min
			FG	FGA	FG-FGA	FT	FTA	FT-FTA	Off	Def	Tot							
13	van Bree, Luuk	f	2-4	1-3	0-0	0	1	1	5	5	0	1	0	0	0	0	9	
24	McGlaston, JoJo	f	1-9	0-3	0-0	1	5	6	3	2	2	2	0	0	0	0	20	
12	Bar, Koch	c	3-4	0-0	1-1	0	2	2	3	7	0	3	0	0	0	0	18	
03	Pittman, Antoine	g	3-5	2-2	3-5	1	0	1	3	11	2	2	0	0	1	0	24	
05	Brown, Darrell	g	1-6	0-1	0-0	0	0	0	0	2	2	1	0	0	0	0	24	
01	Thomas, Donte		2-6	0-0	0-0	1	1	2	0	4	0	0	0	0	1	10		
02	Suggs, Ronnie		3-4	0-0	1-1	2	2	4	0	7	0	0	0	0	0	6		
14	Hanley, Peter		1-1	0-0	0-0	0	0	0	0	2	0	0	0	0	0	0		
23	Lautier-Ogunleye, D.		5-12	3-7	2-2	2	5	7	3	15	0	1	0	1	1	23		
30	Kennell, Nate		5-6	0-1	2-2	0	2	2	2	12	0	0	0	0	0	0	23	
20	Barker, Callum		0-1	0-0	0-0	1	0	1	5	0	1	2	0	2	14			
34	Foster, Alex		0-0	0-0	0-0	0	0	0	3	0	1	1	0	0	0	0		
35	Hodgson, Jayden		1-4	0-3	0-0	0	1	1	0	2	2	1	0	1	0	1	20	
	Team					0	3	3										
	Totals		27-62	6-20	9-11	8	22	30	27	69	10	14	0	6	20			



2016-17 NEVADA WOLF PACK MEN'S BASKETBALL — GAME NOTES



GM 12	Towson Nevada	36 42	36 39	72 81
-------	------------------	----------	----------	----------

Towson 72 • 7-5

#	Player	Total		3-Ptr		Rebounds		PF	TP	A	TO	Blk	Stl	Min
		FG	FGA	FG	FGA	FT	FTA							
24	Adala Moto, William	f	2-9	0-2	3-4	2	0	2	3	7	0	2	0	22
44	Thomas, Alex	f	0-2	0-0	0-0	3	4	7	5	0	0	0	0	16
03	Morman, Deshaun	g	4-14	0-5	10-11	1	4	5	1	18	1	2	0	32
23	Morsell, Mike	g	5-13	2-6	4-4	1	1	2	3	16	0	1	0	26
32	Keith II, Eddie	g	1-2	0-1	0-0	0	2	2	2	2	0	1	1	21
00	Martin, Zane	g	3-5	0-1	1-2	1	0	1	3	7	1	1	0	12
02	McNeil, Jordan	g	0-0	0-0	0-0	0	0	0	0	0	0	0	0	1
04	Gorham, Justin	g	2-6	0-0	0-0	3	2	5	3	4	1	0	0	21
10	Davis, John	g	3-5	0-1	1-2	1	1	2	4	7	0	0	1	19
11	Tunstall, Dennis	g	1-1	0-0	0-0	1	0	1	0	2	0	0	1	3
22	Starr, Brian	g	4-5	0-1	1-1	0	0	0	0	9	1	1	0	24
Team						1	2	3						
Totals			25-62	2-17	20-24	14	16	30	24	72	4	8	3	100

FG % 1st Half: 13-28 46.4% 2nd half: 12-34 35.3% Game: 25-62 40.3%
3FG % 1st Half: 1-9 11.1% 2nd half: 1-8 12.5% Game: 2-17 11.8%
FT % 1st Half: 9-11 81.8% 2nd half: 11-13 84.6% Game: 20-24 83.3%

Deadball
Rebounds
2

Nevada 81 • 10-2

#	Player	Total		3-Ptr		Rebounds		PF	TP	A	TO	Blk	Stl	Min
		FG	FGA	FG	FGA	FT	FTA							
00	OLIVER, Cameron	f	3-7	1-4	10-14	2	11	13	2	17	0	4	2	38
24	CAROLINE, Jordan	f	5-9	1-2	3-5	5	4	9	2	14	1	2	1	36
01	MARSHALL, Marcus	g	6-13	5-10	0-1	0	2	2	4	17	2	3	0	25
14	DREW, Lindsey	g	0-1	0-0	0-0	1	1	2	3	0	2	1	1	23
32	HALL, Josh	g	4-8	1-1	6-6	0	2	2	15	1	1	0	4	25
02	KING II, Leland	g	2-3	0-0	4-4	2	2	4	0	8	3	1	0	22
04	RAMSEY, Deveal	g	0-0	0-0	0-0	0	1	1	0	0	0	0	0	4
15	FENNER, D.J.	g	4-8	2-3	0-0	0	1	1	4	10	2	4	0	27
Team						1	1	2						
Totals			24-49	10-20	23-30	11	25	36	17	81	11	17	4	200

FG % 1st Half: 12-23 52.2% 2nd half: 12-26 46.2% Game: 24-49 49.0%
3FG % 1st Half: 3-7 42.9% 2nd half: 7-13 53.8% Game: 10-20 50.0%
FT % 1st Half: 15-17 88.2% 2nd half: 8-13 61.5% Game: 23-30 76.7%

Deadball
Rebounds
5

Officials: Vladimir Voyard-Tadal, Nate Green, John Butler
Technical fouls: Towson-None. Nevada-None.
Attendance: 218

Score by periods	1st	2nd	Total
Towson	36	36	72
Nevada	42	39	81

Points	In	Off	2nd	Fast	Bench
TOWSON	40	23	12	6	29
NV	26	6	15	0	18

Last FG - TOWSON 2nd-00:00, NV 2nd-02:39.
Largest lead - TOWSON by 2 1st-18:41, NV by 16 2nd-06:52.
TOWSON led for 03:06. NV led for 30:46. Game was tied for 06:08.

Score tied - 7 times.
Lead changed - 7 times.

GM 14	San José State Nevada	29 40	26 40	55 80
-------	--------------------------	----------	----------	----------

San José State 55 • 7-5 (0-1 MW)

#	Player	Total		3-Ptr		Rebounds		PF	TP	A	TO	Blk	Stl	Min
		FG	FGA	FG	FGA	FT	FTA							
32	WELAGE, Ryan	f	1-7	1-5	0-0	0	2	2	1	3	0	0	0	21
00	NICHOLS, Isaiah	g	0-3	0-1	1-2	0	3	3	4	1	1	0	0	19
15	CLARKE, Brandon	g	8-16	0-0	2-3	4	5	9	3	18	1	0	1	29
20	THORNTON, Isaac	g	0-2	0-1	0-0	1	1	2	4	0	1	3	0	24
25	HILLSMAN, Jaycee	g	1-6	0-2	0-0	0	1	1	2	2	0	0	0	10
00	BROWN, Terrell	g	1-6	1-4	2-4	0	0	0	4	5	0	0	0	23
02	WILLIAMS, JR. GARY	g	5-12	0-4	4-5	1	3	4	1	14	1	2	0	23
04	MITCHELL, Brandon	g	1-2	0-0	0-0	1	4	5	2	2	0	0	1	16
21	JAMES, Jalen	g	2-7	0-2	3-3	0	4	4	3	7	2	0	0	18
24	SINGER, Ryan	g	0-0	0-0	1-2	0	1	1	0	1	0	0	0	8
23	SCHWARTZ, Cody	g	0-4	0-2	0-0	1	0	1	2	0	0	1	0	7
41	CHASTAIN, Ashtin	g	0-0	0-0	2-4	0	0	0	0	2	0	0	0	2
Team						0	3	3						
Totals			19-65	2-21	15-23	8	27	35	26	55	6	6	2	200

FG % 1st Half: 10-32 31.3% 2nd half: 9-33 27.3% Game: 19-65 29.2%
3FG % 1st Half: 0-9 0.0% 2nd half: 2-12 16.7% Game: 2-21 9.5%
FT % 1st Half: 9-12 75.0% 2nd half: 6-11 54.5% Game: 15-23 65.2%

Deadball
Rebounds
4

Nevada 80 • 12-2 (1-0 MW)

#	Player	Total		3-Ptr		Rebounds		PF	TP	A	TO	Blk	Stl	Min
		FG	FGA	FG	FGA	FT	FTA							
00	OLIVER, Cameron	f	4-9	1-4	0-0	0	10	10	4	9	2	2	2	30
24	CAROLINE, Jordan	f	4-8	0-1	5-8	2	6	8	3	13	2	3	1	30
01	MARSHALL, Marcus	g	6-14	4-6	9-10	0	3	3	3	25	2	2	0	38
04	RAMSEY, Deveal	g	0-0	0-0	4-6	0	3	3	1	4	2	0	0	17
32	HALL, Josh	g	1-2	0-0	0-0	0	3	3	0	2	0	0	0	8
02	KING II, Leland	g	6-10	0-0	1-3	3	9	12	2	13	0	3	0	25
14	DREW, Lindsey	g	0-0	0-0	0-0	1	1	2	4	0	4	1	1	14
15	FENNER, D.J.	g	5-12	1-5	3-4	1	4	5	3	14	3	1	1	29
20	CUNNINGHAM, David	g	0-0	0-0	0-0	0	0	0	0	0	0	0	0	2
23	TOOLEY, Charlie	g	0-0	0-0	0-0	1	0	1	2	0	0	0	0	1
34	CARLSON, John	g	0-0	0-0	0-1	0	2	2	0	0	0	0	0	3
Team						0	1	1						
Totals			26-55	6-16	22-32	8	42	50	22	80	15	12	5	200

FG % 1st Half: 12-27 44.4% 2nd half: 14-28 50.0% Game: 26-55 47.3%
3FG % 1st Half: 2-6 33.3% 2nd half: 4-10 40.0% Game: 6-16 37.5%
FT % 1st Half: 14-19 73.7% 2nd half: 8-13 61.5% Game: 22-32 68.8%

Deadball
Rebounds
4

Officials: Tony Padilla, Tom O'Neill, D.G. Nelson
Technical fouls: San José State-JAMES, Jalen 2; CLARKE, Brandon.
Nevada-DREW, Lindsey; MARSHALL, Marcus.
Attendance: 10098

Score by periods	1st	2nd	Total
San José State	29	26	55
Nevada	40	40	80

Points	In	Off	2nd	Fast	Bench
SJ	26	8	2	4	31
NV	32	5	9	9	27

Last FG - SJ 2nd-03:02, NV 2nd-00:53.
Largest lead - SJ None, NV by 26 2nd-06:27.
SJ led for 00:00. NV led for 38:07. Game was tied for 01:53.

Score tied - 2 times.
Lead changed - 0 times.

GM 13	Nevada UC Santa Barbara	38 39	29 27	67 66
-------	----------------------------	----------	----------	----------

Oakland 78 • 4-1

#	Player	Total		3-Ptr		Rebounds		PF	TP	A	TO	Blk	Stl	Min
		FG	FGA	FG	FGA	FT	FTA							
04	Hayes,Jalen	f	6-13	0-1	1-4	2	7	9	3	13	3	2	0	38
10	Brock,Isaiah	f	5-7	0-0	0-0	5	6	11	3	10	1	1	1	33
05	Clark,Stevie	g	0-4	0-2	0-0	0	4	4	4	0	2	1	0	13
30	Dorsey-Walker,S.	g	8-17	1-5	6-9	0	4	4	1	23	9	1	0	38
35	Walker,Martez	g	6-14	2-7	3-4	1	0	1	3	17	1	1	1	39
02	Daniels,Nick	g	2-3	1-2	0-0	0	1	1	0	5	1	2	0	16
11	Neely,Brailen	g	0-0	0-0	0-0	0	0	0	1	0	0	0	0	0
13	Brechtig,Brad	g	1-1	0-0	1-1	0	1	1	0	3	0	2	0	4
14	Hill-Mais,Xavier	g	0-1	0-0	0-0	0	0	0	3	0	1	2	0	5
15	Palombizio,Chris	g	1-1	1-1	0-0	1	0	1	0	3	0	1	0	8
21	Cumberland,Jaevin	g	1-3	0-2	2-2	0	0	0	0	4	0	0	0	6
Team						3	2	5						
Totals			30-64	5-20	13-20	12	25	37	18	78	18	13	2	200

FG % 1st Half: 17-34 50.0% 2nd half: 13-30 43.3% Game: 30-64 46.9%
3FG % 1st Half: 4-13 30.8% 2nd half: 1-7 14.3% Game: 5-20 25.0%
FT % 1st Half: 6-8 75.0% 2nd half: 7-12 58.3% Game: 13-20 65.0%

Deadball
Rebounds
4

Nevada 82 • 4-1

#	Player	Total		3-Ptr		Rebounds		PF	TP	A	TO	Blk	Stl	Min
		FG	FGA	FG	FGA	FT	FTA							
00	OLIVER, Cameron	f	7-18	3-4	5-6	5	3	8	4	22	6	2	1	37
12	FOSTER, Elijah	f	4-6	0-0	2-2	2	5	7	4	10	3	3	0	39
01	MARSHALL, Marcus	g	7-15	5-11	6-8	0	3	3	4	25	1	2	0	22
14	DREW, Lindsey	g	3-9	1-3	0-0	0	5	5	2	7	9	1	1	2
24	CAROLINE, Jordan	g	4-7	0-0	2-5	3	7	10	3	10	2	0	0	40
04	RAMSEY, Deveal	g	0-0	0-0	0-0	0	0	0	1	0	0	0	0	3



2016-17 NEVADA WOLF PACK MEN'S BASKETBALL — GAME NOTES



GM 16	San Diego State	31	38	69
	Nevada	35	37	72

San Diego State 69 • 8-6 (0-2 MW)

#	Player	Total		3-Ptr	Rebounds			PF	TP	A	TO	Blk	Stl	Min
		FG-FGA	FG-FGA		Off	Def	Tot							
10	HOETZEL, Max	f	5-10	5-9	0-0	1	3	4	3	15	1	1	0	29
14	CHEATHAM, Zylan	f	3-9	0-3	0-0	4	4	8	2	6	3	1	0	32
03	KELL, Trey	g	1-12	1-6	0-0	0	6	6	5	3	1	0	0	32
04	ALLEN, Dakarai	g	2-5	0-2	2-2	1	3	4	2	6	2	2	0	31
12	HEMSLEY, Jeremy	g	12-25	6-12	0-0	0	3	3	0	30	5	0	0	33
41	WILLIAMS, D'Erryl	g	1-1	1-1	0-0	0	2	2	0	3	0	0	0	11
23	GILL-CAESAR, Montagu	g	1-4	0-2	1-2	0	2	2	0	3	0	0	0	15
45	IZUNDU, Valentine	g	1-1	0-0	1-2	2	0	2	4	3	0	1	2	17
	Team					0	3	3						
	Totals		26-67	13-35	4-6	8	26	34	16	69	15	7	3	4 200
FG % 1st Half: 12-35 34.3% 2nd half: 14-32 43.8% Game: 26-67 38.8% Deadball														
3FG % 1st Half: 5-18 27.8% 2nd half: 8-17 47.1% Game: 13-35 37.1% Rebounds														
FT % 1st Half: 2-2 100.0 2nd half: 2-4 50.0% Game: 4-6 66.7% 1,2														

Nevada 72 • 13-3 (2-1 MW)

#	Player	Total		3-Ptr	Rebounds			PF	TP	A	TO	Blk	Stl	Min
		FG-FGA	FG-FGA		Off	Def	Tot							
00	OLIVER, Cameron	f	7-18	2-8	1-3	3	8	11	1	17	3	3	2	40
24	CAROLINE, Jordan	f	6-14	1-2	6-9	8	3	11	3	19	1	2	0	37
01	MARSHALL, Marcus	g	4-11	2-7	2-2	0	5	5	3	12	4	0	0	35
14	DREW, Lindsey	g	3-6	1-4	0-0	1	5	6	1	7	6	0	4	36
15	FENNER, D.J.	g	6-12	3-4	2-2	0	4	4	3	17	0	2	0	31
02	KING II, Leland	g	0-2	0-2	0-0	0	1	1	0	0	0	1	0	3
04	RAMSEY, Deveal	g	0-2	0-1	0-0	0	5	5	1	0	0	0	0	18
	Team					2	1	3						
	Totals		26-65	9-28	11-16	14	32	46	12	72	14	8	6	3 200
FG % 1st Half: 12-31 38.7% 2nd half: 14-34 41.2% Game: 26-65 40.0% Deadball														
3FG % 1st Half: 5-16 31.3% 2nd half: 4-12 33.3% Game: 9-28 32.1% Rebounds														
FT % 1st Half: 6-9 66.7% 2nd half: 5-7 71.4% Game: 11-16 68.8% 2,2														

Officials: Randy McCall, Tommy Nunez, Shawn Lehigh
Technical fouls: San Diego State-None. Nevada-None.
Attendance: 8461
6:15 first half, flagrant 1 on Fenner (Nevada)

Score by periods	1st	2nd	Total
San Diego State	31	38	69
Nevada	35	37	72

	In	Off	2nd	Fast
Points	Paint	T/O	Chance	Break
SDSU	22	6	12	5
NV	24	2	23	3

Last FG - SDSU 2nd-00:12, NV 2nd-00:39.
Largest lead - SDSU by 4 1st-05:30, NV by 10 2nd-08:07.
SDSU led for 04:01. NV led for 34:23. Game was tied for 01:36.

Score tied - 4 times.
Lead changed - 8 times.

GM 17	Nevada	38	29	67
	UC Santa Barbara	39	27	66

GM 18	San José State	29	26	55
	Nevada	40	40	80

GM 19	Nevada	32	44	76
	Fresno State	33	44	77

**2016-17 SPECIALTY STATISTICS COMPARISON**

NV/OPPONENT	PAINT PTS	PTS OFF TO	2ND CHANCE PTS	FAST BREAK PTS	BENCH PTS
at Saint Mary's (L)	20/56	5/16	7/9	0/4	9/16
LOYOLA MARYMOUNT (W)	28/42	22/13	11/11	12/17	19/19
OREGON STATE (W)	28/44	27/12	12/12	10/8	26/21
IONA (W)	38/32	12/14	11/12	23/13	2/14
vs. Oakland (W)	28/44	10/20	7/9	6/8	8/15
vs. Buffalo (W)	10/38	8/17	5/8	2/8	4/10
vs. Iona (L)	18/24	19/4	17/4	2/4	18/13
PACIFIC (W)	16/32	11/15	11/13	8/8	17/21
at Bradley (W)	36/38	17/13	11/13	9/4	33/42
at Washington (W)	26/34	21/15	19/9	2/15	23/16
UC IRVINE (W)	20/38	7/7	12/11	10/6	12/32
vs. Towson (W)	26/40	6/23	15/12	0/6	18/29
vs. UC Santa Barbara (W)	18/24	7/9	9/13	2/2	6/20
SAN JOSÉ STATE (W)	32/26	5/8	9/2	9/4	27/31
at Fresno State (L)	16/50	8/21	13/18	10/20	8/18
SAN DIEGO STATE (W)	24/22	2/6	23/12	3/5	0/9



2016-17 NEVADA WOLF PACK MEN'S BASKETBALL — GAME NOTES



2016-17 NEVADA OVERALL SEASON STATISTICS

RECORD:	OVERALL	HOME	AWAY	NEUTRAL
ALL GAMES	13-3	7-0	2-2	4-1
CONFERENCE	2-1	2-0	0-1	0-0
NON-CONFERENCE	11-2	5-0	2-1	4-1

#	Player	gp-gs	min	avg	Total		3-Point		F-Throw		Rebounds				pf	dq	a	to	blk	stl	pts	avg
					fg-fga	fg%	3fg-fga	3fg%	ft-fa	ft%	off	def	tot	avg								
01	MARSHALL, Marcus	16-16	555	34.7	99-232	.427	60-150	.400	68-84	.810	4	36	40	2.5	29	0	49	25	1	11	326	20.4
00	OLIVER, Cameron	16-16	486	30.4	82-181	.453	32-77	.416	45-73	.616	23	96	119	7.4	49	1	33	39	47	9	241	15.1
24	CAROLINE, Jordan	16-15	553	34.6	65-152	.428	7-25	.280	66-115	.574	63	90	153	9.6	35	0	34	33	8	17	203	12.7
15	FENNER, D.J.	16-3	446	27.9	62-130	.477	29-56	.518	47-59	.797	12	42	54	3.4	43	0	20	30	3	8	200	12.5
14	DREW, Lindsey	16-14	511	31.9	35-69	.507	11-26	.423	12-22	.545	15	63	78	4.9	39	1	87	31	18	16	93	5.8
02	KING II, Leland	14-0	166	11.9	22-57	.386	2-21	.095	12-18	.667	16	28	44	3.1	15	0	9	10	1	2	58	4.1
33	HALL, Josh	13-7	122	9.4	12-29	.414	3-7	.429	7-10	.700	4	12	16	1.2	5	0	5	7	0	4	34	2.6
04	RAMSEY, Deveal	12-2	111	9.3	1-11	.091	0-5	.000	4-7	.571	1	14	15	1.3	8	0	10	1	0	0	6	0.5
22	KYLE, David	2-0	1	0.5	0-0	.000	0-0	.000	0-0	.000	0	0	0	0.0	0	0	0	0	0	0	0	0.0
20	CUNNINGHAM, David	3-0	3	1.0	0-0	.000	0-0	.000	0-0	.000	0	0	0	0.0	0	0	0	0	0	0	0	0.0
31	WEAVER, Collin	3-0	8	2.7	0-2	.000	0-2	.000	0-0	.000	0	1	1	0.3	0	0	0	0	0	0	0	0.0
34	CARLSON, John	1-0	3	3.0	0-0	.000	0-0	.000	0-1	.000	0	2	2	2.0	0	0	0	0	0	0	0	0.0
23	TOOLEY, Charlie	5-0	10	2.0	0-0	.000	0-0	.000	0-0	.000	1	0	1	0.2	2	0	0	0	0	1	0	0.0
Team											24	22	46					2				
Total.....		16	3200		410-915	.448	144-369	.390	281-413	.680	180	441	621	38.8	247	2	254	188	79	71	1245	77.8
Opponents.....		16	3200		437-1027	.426	97-331	.293	152-227	.670	180	395	575	35.9	351	12	214	168	35	98	1123	70.2

Score by Periods	1st	2nd	Totals
Nevada	586	659	1245
Opponents	546	577	1123

2016-17 NEVADA OVERALL MOUNTAIN WEST SEASON STATISTICS

RECORD:	OVERALL	HOME	AWAY	NEUTRAL
ALL GAMES	2-1	2-0	0-1	0-0
CONFERENCE	2-1	2-0	0-1	0-0
NON-CONFERENCE	0-0	0-0	0-0	0-0

#	Player	gp-gs	min	avg	Total		3-Point		F-Throw		Rebounds				pf	dq	a	to	blk	stl	pts	avg
					fg-fga	fg%	3fg-fga	3fg%	ft-fa	ft%	off	def	tot	avg								
01	MARSHALL, Marcus	3-3	112	37.3	20-46	.435	11-24	.458	12-13	.923	0	11	11	3.7	6	0	7	4	0	0	63	21.0
15	FENNER, D.J.	3-2	96	32.0	16-36	.444	8-17	.471	9-10	.900	3	10	13	4.3	9	0	4	7	1	0	49	16.3
24	CAROLINE, Jordan	3-3	106	35.3	12-29	.414	1-5	.200	15-21	.714	13	19	32	10.7	9	0	4	7	1	4	40	13.3
00	OLIVER, Cameron	3-3	92	30.7	15-35	.429	6-18	.333	1-5	.200	3	25	28	9.3	9	0	5	8	7	1	37	12.3
02	KING II, Leland	3-0	48	16.0	9-19	.474	0-4	.000	3-5	.600	5	13	18	6.0	6	0	2	6	1	0	21	7.0
14	DREW, Lindsey	3-2	86	28.7	5-10	.500	2-6	.333	0-0	.000	2	9	11	3.7	9	0	17	5	7	3	12	4.0
33	HALL, Josh	1-1	8	8.0	1-2	.500	0-0	.000	0-0	.000	0	3	3	3.0	0	0	0	0	0	0	2	2.0
04	RAMSEY, Deveal	3-1	43	14.3	0-3	.000	0-1	.000	4-6	.667	0	9	9	3.0	2	0	2	0	0	0	4	1.3
34	CARLSON, John	1-0	3	3.0	0-0	.000	0-0	.000	0-1	.000	0	2	2	2.0	0	0	0	0	0	0	0	0.0
23	TOOLEY, Charlie	1-0	4	4.0	0-0	.000	0-0	.000	0-0	.000	1	0	1	1.0	2	0	0	0	0	1	0	0.0
20	CUNNINGHAM, David	1-0	2	2.0	0-0	.000	0-0	.000	0-0	.000	0	0	0	0.0	0	0	0	0	0	0	0	0.0
Team											4	3	7									
Total.....		3	600		78-180	.433	28-75	.373	44-61	.721	31	104	135	45.0	52	0	41	37	17	9	228	76.0
Opponents.....		3	600		75-201	.373	19-71	.268	32-56	.571	34	78	112	37.3	57	2	33	21	10	17	201	67.0

Score by Periods	1st	2nd	Totals
Nevada	107	121	228
Opponents	93	108	201