

AIR FORCE

MEN'S BASKETBALL

Athletic Communications/2169 Field House Dr./USAF Academy, CO 80840/(719) 333-2313/goairforcefalcons.com

2017-18 Schedule

Record: 6-6, 0-0 MW

PRESEASON

Day	Date	Time	Opponent (TV)	Result
Tue.	11-7	7 p.m.	Colorado Christian [Exh]	W 97-74

REGULAR SEASON

Day	Date	Time	Opponent (TV)	Result
Sun.	11-12	2 p.m.	Texas State# (ESPN3)	W 65-57
Tue.	11-14	5 p.m.	Canisius College#	W 93-79
Mon.	11-20	7 p.m.	Arkansas-Pine Bluff#	W 57-47
Tue.	11-21	7 p.m.	Pacific#	L 71-83
Sun.	11-26	2 p.m.	at Colorado (Pac-12)	L 69-81
Wed.	11-29	7 p.m.	at Indiana State&	L 64-74
Sat.	12-2	1 p.m.	at Denver (Altitude)	W 61-59
Mon.	12-4	7 p.m.	Western State	W 79-67
Wed.	12-6	7 p.m.	Abilene Christian	L 58-62
Fri.	12-8	7 p.m.	at UC-Riverside	L 48-67
Sun.	12-17	1:30 p.m.	Army%	L 54-79
Fri.	12-22	2 p.m.	Johnson&Wales	W 111-68
Wed.	12-27	7 p.m.	at New Mexico* (AT&T SN)	
Sat.	12-30	4 p.m.	at Fresno State*	
Sat.	1-6	Noon	Nevada* (AT&T SN)	
Wed.	1-10	8 p.m.	UNLV* (AT&T SN)	
Sat.	1-13	2 p.m.	at San Jose State*	
Wed.	1-17	7 p.m.	at Colorado State* (AT&T SN)	
Sat.	1-20	2 p.m.	Fresno State* (AT&T SN)	
Wed.	1-24	7 p.m.	at Utah State*	
Sat.	1-27	8 p.m.	Boise State* (NetFlex/ESPNU/3)	
Sat.	2-3	5 p.m.	at San Diego State* (NetFlex/ESPNU/3)	
Tue.	2-6	8 p.m.	Colorado State* (AT&T SN)	
Sat.	2-10	2 p.m.	New Mexico* (ESPN3)	
Wed.	2-14	7 p.m.	at UNLV* (AT&T SN)	
Sat.	2-17	Noon	at Boise State* (AT&T SN)	
Wed.	2-21	7:30 p.m.	San Diego State* (CBS SN)	
Sat.	2-24	2 p.m.	Utah State*	
Wed.	2-28	7 p.m.	at Wyoming*	
Sat.	3-2	2 p.m.	San Jose State*	

MOUNTAIN WEST TOURNAMENT

Day	Date	Time	Opponent (TV)	Result
	3-7-10	TBA	MW Championships	

- Men Against Breast Cancer Showcase

& - Mountain West/Missouri Valley Challenge

% Game at Madison Square Garden, New York, NY

* - Mountain West opponent, All times local to site

Air Force at New Mexico

Wednesday, Dec. 27, 7 p.m. MT, Albuquerque, N.M.

THE GAME

Air Force opens Mountain West play at New Mexico Wednesday, Dec. 27, at 7 p.m. in Dreamstyle Arena - The Pit in Albuquerque, N.M.

BROADCAST INFORMATION

Television:.....AT&T RM (Conor McGahey, Joe Cravens)

Radio:.....KVOR AM 740 (Jim Arthur)

THE BREAKDOWN

Quick Facts	Air Force	New Mexico
Record:.....	6-6.....	5-8
Conf. Record:.....	0-0.....	0-0
Streak:.....	W 1	W 2
Last Game:.....	vs. JWU (12/22)	Prairie View (12/22)
Result:.....	W 111-68.....	W 87-78
Next Game:.....	at Fresno State (12/30)	at Nevada (12/30)
Conference:.....	Mountain West	Mountain West
Nickname:.....	Falcons	Lobos
Location:.....	Colorado Springs, CO.....	Albuquerque, NM
Website:.....	GoAirForceFalcons.com.....	GoLobos.com

THE COACHES

Category	Air Force	New Mexico
Head Coach.....	Dave Pilipovich.....	Paul Weir
Alma Mater.....	Thiel College, 1986.....	York, 2004
School Record.....	78-100 (6th season)	5-8 (1st season)
Career Record.....	Same	33-14 (2nd season)

THE SERIES

Overall	New Mexico leads 58-22
First Meeting.....	Dec. 7, 1957 at New Mexico (New Mexico W 68-50)
Last Meeting.....	Feb. 8, 2017 at Air Force (New Mexico W 74-67)
Streaks.....	New Mexico W 1

STATISTICAL COMPARISON

Category	Air Force	New Mexico
Games Played.....	12.....	13
Points/Game.....	69.2.....	80.4
Scoring Defense.....	68.6.....	76.8
Scoring Margin.....	+0.6.....	+3.6
Field Goal Percentage.....	42.3.....	41.8
Field Goal Percentage Defense.....	45.4.....	46.6
3-Pt Field Goal Percentage.....	32.3.....	35.0
3-Pt Field Goals Made/Game.....	7.8.....	11.0
3-Pt Field Goal Percentage Defense.....	38.3.....	37.1
Free Throw Percentage.....	74.8.....	76.9
Free Throws Made/Game.....	14.1.....	15.4
Rebounds/Game.....	33.4.....	34.5
Rebound Margin.....	+1.3.....	-5.1
Assists/Game.....	14.5.....	15.8
Turnovers/Game.....	13.8.....	13.3
Assist-to-Turnover Ratio.....	1.1.....	1.2
Steals/Game.....	6.3.....	7.8
Blocks/Game.....	1.8.....	3.0

MEET THE FALCONS

Air Force Numerical Roster

#	Name	Pos.	Ht.	Wt.	Yr.	Hometown (High School)
0	Caleb Morris	G	6-4	185	So.	Vista, CA (Army-Navy Academy)
1	Dane Norman	F	6-9	190	Jr.	San Diego, CA (Foothills Christian)
2	CJ Siples	G	6-3	175	Sr.	Cibolo, TX (Steele)
3	Sid Tomes	G	6-4	200	So.	Woodbury, MN (East Ridge)
5	Chris Joyce	G	6-6	196	Fr.	Jacksonville, FL (Bishop Kenny)
11	Ameka Akaya	G	6-4	210	Fr.	Hagerstown, MD (Saint Maria Goretti)
12	Lavelle Scottie	F	6-6	200	So.	Fort Worth, TX (Arlington Heights)
13	LeSean Brown	G	6-2	185	So.	San Antonio, TX (TMI Episcopal)
15	Jacob Van	G	6-1	175	Sr.	Mansfield, TX (Mansfield Lake Ridge)
20	Trevor Lyons	G	6-3	190	Sr.	Newport News, VA (Woodside)
22	Pervis Louder	G	6-4	187	Jr.	Raleigh, NC (Village Christian Academy)
23	Kobi Betts	G	6-3	190	So.	Pueblo, CO (Central)
24	Charles O'Briant	F	6-8	200	Fr.	Johns Creek, GA (Greater Atlanta Christian)
25	Bryce Hughes	G	6-3	190	Fr.	San Antonio, TX (Johnson)
30	Jonathan DeWane	F	6-8	205	So.	Jacksonville, FL (Bolles)
32	Ryan Manning	F	6-6	200	Jr.	Sacramento, CA (Sheldon)
33	Frank Toohey	C	6-7	220	Sr.	Elmhurst, IL (York Community)
34	Ryan Swan	F	6-7	225	So.	Aurora, CO (Overland)
35	James Edwards	G	6-0	165	Fr.	Allison Park, PA (Plum)
44	Keaton Van Soelen	G	6-7	190	Fr.	Waukee, IA (Des Moines Christian)

Air Force Alphabetical Roster

#	Name	Pos.	Ht.	Wt.	Yr.	Hometown (High School)
11	Ameka Akaya	G	6-4	210	Fr.	Hagerstown, MD (Saint Maria Goretti)
23	Kobi Betts	G	6-3	190	So.	Pueblo, CO (Central)
13	LeSean Brown	G	6-2	185	So.	San Antonio, TX (TMI Episcopal)
30	Jonathan DeWane	F	6-8	205	So.	Jacksonville, FL (Bolles)
35	James Edwards	G	6-0	165	Fr.	Allison Park, PA (Plum)
25	Bryce Hughes	G	6-3	190	Fr.	San Antonio, TX (Johnson)
5	Chris Joyce	G	6-6	196	Fr.	Jacksonville, FL (Bishop Kenny)
22	Pervis Louder	G	6-4	187	Jr.	Raleigh, NC (Village Christian Academy)
20	Trevor Lyons	G	6-3	190	Sr.	Newport News, VA (Woodside)
32	Ryan Manning	F	6-6	200	Jr.	Sacramento, CA (Sheldon)
0	Caleb Morris	G	6-4	185	So.	Vista, CA (Army-Navy Academy)
1	Dane Norman	F	6-9	190	Jr.	San Diego, CA (Foothills Christian)
24	Charles O'Briant	F	6-8	200	Fr.	Johns Creek, GA (Greater Atlanta Christian)
12	Lavelle Scottie	F	6-6	200	So.	Fort Worth, TX (Arlington Heights)
2	CJ Siples	G	6-3	175	Sr.	Cibolo, TX (Steele)
34	Ryan Swan	F	6-7	225	So.	Aurora, CO (Overland)
3	Sid Tomes	G	6-4	200	So.	Woodbury, MN (East Ridge)
33	Frank Toohey	C	6-7	220	Sr.	Elmhurst, IL (York Community)
15	Jacob Van	G	6-1	175	Sr.	Mansfield, TX (Mansfield Lake Ridge)
44	Keaton Van Soelen	G	6-7	190	Fr.	Waukee, IA (Des Moines Christian)

Head Coach: Dave Pilipovich (Thiel College, 1986), 6th season as head coach, 11th overall
Assistant Coaches: Kurt Kanaskie (La Salle, 1980), 4th season; Andy Moore (Muskingum, 1992), 4th season; Nate Zandt (Michigan, 2006), 11th season; Chris Davis (Michigan, 1993), 1st season; Evan Washington (Air Force, 2011), 3rd season; Joseph Kuhl (Texas, 2015), 1st season.
Director of Operations: Brendan Leonard

PRONUNCIATION GUIDE

2 Siples.....SIGH-pulls
 3 Tomes.....Like Homes
 11 Ameka Akaya.....Uh-mee-kuh Uh-ky-uh
 30 DeWane.....DEE-wayne
 33 Toohey.....TWO-ee
 41 Van Soelem.....VAN Soul-en
 Pilipovich.....PILL-uh-poe-vich

GENERAL INFORMATION

School:Air Force Academy
City/Zip:USAFA, CO 80840
Founded:1954
Enrollment:4,000
Nickname:Falcons
Colors:Blue & Silver
Arena/Capacity:Clune Arena / 5,843
Affiliation:NCAA Division I
Conference:Mountain West
President:Lt. Gen. Jay Silveria
Athletic Director:Jim Knowlton
Ticket Office Phone:719-472-1895
Website:goairforcefalcons.com

MEDIA INFORMATION

INTERVIEWS

Air Force players and coaches are available on assigned days. All interviews must be scheduled in advance. All requests should be made at least one day in advance.

PRACTICES

All Air Force basketball practices are open to the media. However, any media wishing to attend practice must contact Troy Garnhart in the athletic communications office at least one day in advance and to gain access to the base.

CONTACTING PLAYERS/STAFF

All communications with Air Force cadet-athletes, coaches and staff must go through the athletic communications office – ABSOLUTELY NO EXCEPTIONS. Failure to follow this policy will result in loss of credentials and access to Air Force athletes, coaches and staff.

Cadet-athlete's private phone numbers and email addresses will not be issued to the media. Air Force cadet-athletes have also been instructed not to accept calls from media without prior notification from athletic communications.

BASKETBALL CONTACT

Troy GarnhartAssoc. A.D.
 MBB Contact
 Office:.....719-333-9263
 Cell:.....719-649-5003
 Email:.....troy.garnhart@usafa.edu

NOTES

THE SERIES

Air Force and New Mexico are meeting for the 81st time overall. The Lobos hold a 58-22 overall lead in the series. New Mexico is 34-4 at home, 21-16 at the Academy and 3-2 in neutral site games.

Air Force has won three of the last five in the series. New Mexico won last year's lone meeting, 74-67, at the Academy.

Air Force has lost nine straight at New Mexico dating back to a 60-51 win Feb. 10, 2007.

The teams first played Dec. 7, 1957 in Albuquerque. The Falcons won the game, 68-50. (For a listing of each game in the series history turn to page 4)

SEASON VS. UNM

(Feb. 8, 2017) Sam Logwood scored 17 points and New Mexico beat Air Force 74-67 at the Academy. Neither team led by more than six after six lead changes until Aher Uguak's 3-point play on the heels of Dane Kuiper's back-to-back 3-pointers put the Lobos up 60-53 with 9:44 left to play. Frank Toohey hit a layup and Air Force closed to 65-63, then Hayden Graham tied it with a layup with 2:06 left. Jordan Hunter made one of two from the line for a 68-67 New Mexico lead, then he and Elijah Brown combined for six free throws in the final 20 seconds. The Falcons missed six shots in the final 1:47. New Mexico didn't have a basket after the 7:10 mark, getting its last 12 points from the foul line on 14 attempts. Elijah Brown scored 13 points with four assists and Dane Kuiper hit 4 of 5 3-pointers for the Lobos. Graham led the Falcons with 17 points.

LAST TIME AT UNM

(Jan. 27, 2016) Elijah Brown scored 17 points to lead four Lobos in double figures as New Mexico beat Air Force, 84-55, Wednesday night in a Mountain West game in Albuquerque, N.M. The Lobos used a 22-2 run midway through the second half to run away from Air Force. The Falcons, who trailed 45-30 at halftime, cut the lead to nine points, 56-47, with 11:32 remaining before the New Mexico run. The Lobos finished the game hitting 63 percent from the field, the best against Air Force this season. New Mexico hit 52.9 percent from 3-point range and out-rebounded Air Force, 42-26. Anthony Mathis came off the bench to add 16 points while Tim Williams had 16 points and 10 rebounds for the Lobos. Xavier Adams chipped in with 14 points.

Hayden Graham led Air Force with 14 points. Zach Moer chipped in with 12 points and a team-best five rebounds. The Falcons finished the game hitting just 27.6 percent from the field. Air Force hit a season-high 10 3-pointers, shooting 37.0 percent.

AIR FORCE IN CONFERENCE OPENERS

Air Force is 11-26 all-time in conference openers, including a 9-9 mark in the Mountain West. The Falcons are 8-8 at home and 3-18 on the road. Air Force is 6-4 at home and 3-5 on the road in MW openers. Head Coach Dave Pilipovich is 3-2 in MW openers.

Air Force has won five of its last seven Moun-

tain Openers. The only losses in the span came at San Diego State, 53-49, in 2015 and last season at Wyoming, 84-72. The program's last win on the road in a MW opener came at Boise State, 74-59, in 2012. The team has lost two straight on the road since that win.

Air Force is facing New Mexico in a MW opener for the first time. The Falcons have opened WAC play against New Mexico three times, all the losses in Albuquerque.

Overall: 11-26 (8-8 home, 3-18 away)

WAC: 2-17 (2-4 home, 0-13 away)

MW: 9-9 (6-4 home, 3-5 away)

Air Force all-time conference openers

1/2/1981	#19 BYU	L 65-77
1/8/1982	at New Mexico	L 61-68
1/8/1983	at Colorado State	L 52-56 OT
1/7/1984	at #10 UTEP	L 50-72
1/4/1985	at Colorado State	L 58-67
1/2/1986	at San Diego State	L 50-69
1/8/1987	San Diego State	W 86-75
1/8/1988	at New Mexico	L 67-80
1/5/1989	at Hawai'i	L 81-83 OT
1/11/1990	Hawai'i	L 58-88
1/3/1991	at #25 UTEP	L 47-73
1/9/1992	Colorado State	L 64-66
1/2/1993	Colorado State	W 69-58
1/3/1994	at Wyoming	L 56-63
1/2/1995	at UTEP	L 64-80
1/2/1996	UTEP	L 48-53
1/4/1997	at SMU	L 65-74
1/3/1998	at #12 New Mexico	L 59-92
1/9/1999	at UNLV	L 58-91

MW

1/15/2000	UNLV	L 73-98
1/8/2001	at UNLV	L 54-65
1/7/2002	UNLV	L 54-66
1/11/2003	San Diego State	L 48-63
1/12/2004	at Colorado State	W 65-57
1/8/2005	Colorado State	W 58-53
1/5/2006	BYU	W 75-59
1/3/2007	at Colorado State	W 81-75
1/5/2008	at Utah	L 36-58
1/3/2009	San Diego State	L 44-61
1/6/2010	at TCU	L 50-59
1/5/2011	Utah	W 77-69
1/14/2012	at Boise State	W 74-59
1/9/2013	Nevada	W 78-65
1/1/2014	Utah State	W 73-72
12/31/2015	at San Diego State	L 49-53
1/2/2016	San Jose State	W 64-57
12/28/2017	at Wyoming	L 72-84

LAST TIME OUT

Air Force closed out the non-conference schedule with a record-setting performance in a 111-68 win over Johnson & Wales Dec. 22 in Clune Arena at the Academy.

Jonathan DeWane scored a career-high 22 points to lead four Falcons in double figures as the team took control early and never let up. Freshman Keaton Van Soelen added a career-best 12 points while senior Frank Toohey and sophomore Lavelle Scottie added 12 points each to lead the Falcons.

Air Force used a 24-2 run early in the first half to take a 34-11 lead with 8:46 left in the half. The Falcons never trailed by less than 20 points after that and build the lead to 62-28 at the

Last season vs. New Mexico

Official Basketball Box Score -- Game Totals -- Final Statistics
New Mexico vs Air Force
2/8/17 7:05 PM MT at Clune Arena, USAF Academy, Colo.

New Mexico 74 • 15-10, 8-5

#	Player		Total			3-Prtr			Rebounds					Min
			FG	FGA	FT	FTA	Off	Def	TP	P	A	To	Blk	
11	AGET, Obij	c	3-6	0-0	3-5	4	4	8	3	9	0	1	2	26
04	BROWN, Elijah	g	3-13	1-7	6-7	0	6	6	1	13	4	1	0	37
05	HARRIS, Jalen	g	2-5	0-1	0-0	0	2	2	1	4	0	1	0	17
20	LOGWOOD, Sam	g	7-11	1-1	2-2	1	5	6	4	17	1	0	1	35
24	JEFFERSON, Damien	g	0-3	0-2	0-1	0	0	0	0	0	2	0	0	17
01	UGUAK, Aher		1-1	0-0	1-3	0	0	0	1	3	0	1	0	5
03	HUNTER, Jordan		2-4	1-3	3-4	1	0	1	2	8	1	1	0	21
14	KUIPER, Dane		4-7	4-5	0-0	0	2	2	3	12	0	0	1	21
23	FURSTINGER, Joe		0-1	0-0	5-6	4	3	7	2	5	0	0	1	12
31	MATHIS, Anthony		1-3	1-3	0-0	1	0	1	0	3	0	0	0	7
55	MACDOUGALL, Connor		0-1	0-0	0-0	0	0	0	0	1	0	0	0	2
	Team					0	2	2						
	Totals		23-55	8-22	20-28	11	24	35	17	74	9	5	5	200

FG % 1st Half: 13-34 38.2% 2nd half: 10-21 47.6% Game: 23-55 41.8%
3FG % 1st Half: 3-12 25.0% 2nd half: 5-10 50.0% Game: 8-22 36.4%
FT % 1st Half: 5-8 62.5% 2nd half: 15-20 75.0% Game: 20-28 71.4%

Air Force 67 • 10-14, 3-8

#	Player		FG	3-PT	Rebounds									
			F	FGA	FT	FTA	Off	Def	TP	P	A	TO	Blk	Stl
35	GRAHAM, Hayden	r	8-14	1-4	0-0		1	4	5	17	3	3	2	35
33	TOOHEY, Frank	c	3-4	1-1	4-4		2	5	7	11	1	1	0	23
00	KOCUR, Zach	g	4-11	2-8	3-4		1	2	3	13	2	1	0	29
15	VAN, Jacob	g	3-9	1-3	2-2		0	3	3	9	5	1	0	35
20	LYONS, Trevor	g	0-3	0-2	3-5		0	4	4	3	3	1	0	23
01	NORMAN, Dane		1-3	0-1	1-2		2	2	4	2	3	0	2	9
02	SIPLES, CJ		0-1	0-1	0-0		1	1	2	1	0	0	1	5
12	SCOTTIE, Lavelle		2-4	0-0	0-0		2	1	3	1	4	1	0	13
22	LOUDER, Pervis		3-5	1-2	0-3		1	3	4	3	7	0	2	16
32	MANNING, Ryan		0-2	0-1	0-0		1	0	1	2	0	0	1	0
	Team						1	2	3					
	Totals		24-56	6-23	13-20		12	27	39	25	67	15	13	2
							27	39				4	200	

FG % 1st Half: 14-32 43.8% 2nd half: 10-24 41.7% Game: 24-56 42.9%
3FG % 1st Half: 3-10 30.0% 2nd half: 3-13 23.1% Game: 6-23 26.1%
FT % 1st Half: 3-7 42.9% 2nd half: 10-13 76.9% Game: 13-20 65.0%

Officials: David Hall, Michael Irving, Gregory Nixon
Technical fouls: New Mexico-BROWN, Elijah, Air Force-None.
Attendance: 2125

Score by periods	1st	2nd	Total
New Mexico	34	40	74
Air Force	34	33	67

half. The 62 points is the second-most in a first half in school history and most since scoring 64 vs. Doane in a 124-57 win Nov. 22, 1997.

Air Force's 43-point victory margin is 13th largest in school history and most since beating Colorado College, 82-31, in Clune Arena Dec. 9, 2006. The team's 111 points ties as the third-most in school history and is the most since beating Denver, 111-88, Feb. 16, 1999.

Air Force shot a season-high 61.4 percent from the field, including a 65.6 mark in the second half. The Falcons out-rebounded JWU, 46-21, and had a season-best 26 assists and just eight turnovers. All 20 players saw action in the game and 18 scored points.

Johnson & Wales was led by Jontrell Herman, who scored 19 points. Andrew Romero III added 16 and Bryson Sharpley 13. JWU hit 41.4 percent from the field and had 12 turnovers.

POST-GAME NOTES

Team Notes

• Air Force starters for the JWU game: Trevor Lyons (G), Sid Tomes (G), Ryan Manning (F), Lavelle Scottie (F) and Frank Toohey (C). The lineup started for the fourth time together this season and is the fifth used by Air Force in 12 games.

• Air Force snapped a three-game losing streak and won for the first time since a 79-67 victory at home vs. Western State Dec. 4.

• Air Force's 62 points in the first half are the second-most in a half a first half in school history and most since setting the record of 64 vs. Doane, Nov. 22, 1997, in a 124-57 win in Clune

Arena. The 62 points is the fourth most for any half in school history. The school record of 65 was set vs. Arizona Feb. 29, 1959 and Denver Feb. 16, 1999.

- Air Force's 43 point lead, 111-68, is the largest this season. The previous was 17 points vs. Texas State in the season opener Nov. 12.
- Air Force topped the 100-point mark for the 21st time in school history and first time since beating Johnson & Wales, 105-62, last season Nov. 15, 2016. The team's 111 points tie as the third-most in school history and are the most since scoring 111 vs. Denver Feb. 16, 1999.
- Air Force's 43-point victory margin is the 13th largest in school history and is the most since beating Colorado College, 82-31 (51 points) Dec. 9, 2006.
- Air Force hit a season-best 61.4 percent from the field. The team's previous best was 55.6 percent vs. Western State.
- Air Force closed out the non-conference schedule with a 6-6 mark, including records of 5-2 at home, 1-3 on the road and 0-1 at neutral sites.
- The Falcons improved to 4-0 all-time vs. Johnson & Wales with all four wins coming at home.

Individual Notes

- Freshman Keaton Van Soelen scored a career-high 12 points to mark his first-career game in double figures. Van Soelen also hit the first 3-pointer of his career. His previous scoring high was eight points vs. Abilene Christian Dec. 6.
- Sophomore Jonathan DeWane scored a career-high 22 points and recorded his first-career game in double figures. DeWane's previous scoring high was five points earlier this season at UC Riverside Dec. 8. DeWane's 22 points are the second-most by a Falcon this season, trailing Lavelle Scottie's 27 vs. Western State Dec. 4.
- Sophomore Lavelle Scottie scored 12 points and had six rebounds. He has scored in double figures six times this season.
- Sophomore Kobi Betts and freshmen Charles O'Briant, Bryce Hughes and James Edwards all saw the first action of their careers.

SEASON NOTES

- Air Force defeated Denver, 61-59, Dec. 2 in Denver to snap a 22-game road losing streak dating back to a 67-60 win at UC Davis Dec. 19, 2015.
- Air Force is 2-5 all-time in the Mountain West-Missouri Valley Challenge. The Falcons are 2-1 at home and 0-4 on the road. Air Force lost at Indiana State, 74-64, Nov. 29, in this year's action.
- The Falcons finished the event with a 3-1 overall record with all four games at the Academy. The Falcons finished second overall, tying with Pacific at 3-1. Pacific was named the champion as a result of its win over Air Force.
- Air Force improved to 30-32 all-time in season openers, including a 22-8 mark at home. The Falcons have won 11 straight season openers at home dating back to a 73-68 loss to Valparaiso Nov. 23, 1991.
- Air Force Head Coach Dave Pilipovich improved to 4-2 in season openers, including a 2-0 mark at home.

Series History vs. New Mexico

12-7-57	Albuquerque	W	68-50	1-22-00	Albuquerque	L	72-89
1-30-60	Denver%	W	70-66	2-12-00	USAF	L	67-81
12-1-60	USAF	W	85-73	1-13-01	Albuquerque	L	52-59
2-7-62	Albuquerque	W	62-56	2-10-01	USAF	W	53-49
2-11-67	USAF (OT)	L	64-73	1-14-02	Albuquerque	L	47-50
1-3-68	Albuquerque	L	60-88	2-9-02	USAF	W	47-44
2-7-70	USAF	L	61-64	2-8-03	Albuquerque	L	59-73
1-11-71	Albuquerque	L	66-73	3-8-03	USAF	W	68-60
1-22-81	USAF	L	37-38	1-17-04	Albuquerque	W	68-42
2-28-81	Albuquerque	L	69-79	2-14-04	USAF	W	51-50
1-8-82	Albuquerque	L	61-68	1-15-05	USAF	W	64-62
2-27-82	USAF	W	64-59	2-14-05	Albuquerque	L	52-63
1-17-83	Albuquerque	L	76-89	1-21-06	Albuquerque	L	59-62
2-10-83	USAF	W	61-52	2-22-06	USAF	W	51-46
1-19-84	USAF	L	47-57	1-9-07	USAF	W	65-57
2-20-84	Albuquerque	L	48-49	2-10-07	Albuquerque	W	60-51
1-12-85	Albuquerque	L	50-91	1-19-08	Albuquerque	L	44-59
2-1-85	USAF	L	52-58	2-20-08	USAF	L	51-68
2-6-86	Albuquerque	L	70-72	1-10-09	Albuquerque	L	53-78
2-22-86	USAF	W	66-64	2-11-09	USAF	L	66-76
1-17-87	USAF	L	65-80	1-20-10	USAF	L	50-73
2-28-87	Albuquerque	L	73-80	2-20-10	Albuquerque	L	56-59
1-8-88	Albuquerque	L	67-80	3-11-10	Las Vegas&	L	69-75
2-4-88	USAF	W	65-58	2-1-11	USAF	L	61-75
2-11-89	Albuquerque	L	67-79	3-5-11	Albuquerque	L	61-66
2-25-89	USAF	L	73-80	1-31-12	USAF	L	42-81
3-9-89	Salt Lake City\$	L	60-74	2-29-12	Albuquerque	L	56-86
1-27-90	Albuquerque	L	44-61	3-8-12	Las Vegas&	L	64-79
2-28-90	USAF	L	54-62	2-6-13	Albuquerque	L	58-81
12-31-90	Albuquerque	L	55-92	3-9-13	USAF	W	89-88
2-28-91	USAF	L	56-66	3-5-14	Albuquerque	L	52-80
1-11-92	Albuquerque	L	63-78	1-14-15	Albuquerque	L	48-60
2-29-92	USAF	L	55-70	2-4-15	USAF	W	53-49
1-9-93	Albuquerque	L	43-63	3-11-15	Las Vegas&	W	68-61
2-27-93	USAF	L	60-80	1-27-16	Albuquerque	L	55-84
1-8-94	USAF	L	54-80	2-20-16	USAF	W	76-72
2-24-94	Albuquerque	L	71-90	2-8-17	USAF	L	67-74
1-4-95	Albuquerque	L	72-86				
3-4-95	USAF	W	59-58				
1-4-96	USAF	L	49-61				
2-29-96	Albuquerque	L	55-67				
1-3-97	Albuquerque	L	59-92				
2-14-97	USAF	L	72-96				

% - Denver Auditorium Arena
\$ - WAC Tournament
& - MWC Tournament

AIR FORCE FREE THROWS

Air Force is second in the Mountain West in free throw percentage with a 74.8 mark. The Falcons have shot 80 percent or better in two games and have only been below 70 percent four times this season. Air Force has hit 77.5 percent the last two games, hitting 31-of-40. Air Force hit 17-22 vs. Army and 14-18 vs. Johnson & Wales.

Air Force last two games at the line

Team	FT-A	Pct.
Army	17-22	77.3
JWU	14-18	77.8
Total	31-40	77.5

The team's 74.8 mark this season ranks among the best in school history for a season. The mark is tied for third all-time and is the best since hitting 75.5 percent in 2006-07. Last season's team ranks 10th all-time with a 71.7 mark. Air Force hit a season-high 92.7 percent vs. Canisius, hitting 38-41. The percentage is the 11th best in school history and best since shooting 94.1 percent vs. Colorado College on Nov. 17, 2010. The 38 made free throws is just

four off the school record of 42 set vs. Navy Dec. 6, 1993.

Jacob Van leads the team at 90.0 percent (18-20) while Frank Toohey is second at 88.9 percent (24-27). Both players would rank in the top 10 in the conference, but lack enough attempts to qualify for the conference and national statistics.

Air Force All-Time Single-Season Marks

#	Pct	Year.
1.	77.0	1990-91
2.	75.5	2006-07
3.	74.8	1991-92
	74.8	1989-90
	74.8	2017-18
6.	74.5	2005-06
7.	73.2	1962-63
8.	72.4	1969-70
9.	72.0	2004-05
10.	71.7	2016-17
11.	71.4	2012-13

SCORING DISTRO

Air Force has two players averaging in double figures, led by junior Ryan Manning at 11.4 points per game. Lavelle Scottie is second at 10.3 per game while Trevor Lyons is third with a 9.7 norm.

The Falcons have had six different players lead the team in scoring. Scottie has done it four times, followed by Manning and Lyons with three and Pervis Louder, Ryan Swan and Jonathan DeWane with one each.

Lyons and Louder scored 13 points each in the season opener vs. Texas State to lead the Falcons. Scottie led the Falcons with 18 vs. Canisius, 15 vs. Pacific, 15 at Indiana State and a career-high 27 vs. Western State. Manning took the top honors vs. UAPB with 20, at Colorado with 17 and at Denver with 19. Lyons led the team with 13 points vs. Abilene Christian. Swan led the team for the first time in his career with a career-high 16 points at UC Riverside. Lyons scored a season-high 18 against Army. DeWane scored a career-high 22 points to lead the team vs. Johnson & Wales.

AIR FORCE NUMBERS GAME

- Air Force is in its 62nd varsity season in 2017-18. The Falcons have a 735-929 all-time record. The Falcons picked up their 700th win with a 76-75 victory over UNLV Feb. 14, 2015.
- Air Force is 112-29 in non-conference home games as a member of the Mountain West.
- The Falcons are 104-180 in Mountain West play since joining the league as an inaugural member in 1999-2000. Air Force is 268-294 overall since joining the conference.

SPREADING IT OUT

Air Force has had all 20 players see action so far this season and 19 have scored. The team has nine players averaging double figures in minutes played, led by senior Trevor Lyons at 31.9 per game.

The Falcons have used five different starting lineups in 12 games with Lyons and Lavelle Scottie starting each game.

AIR FORCE'S 3-POINT STREAK

Air Force has hit at least one 3-pointer in 259 straight games dating back to Nov. 21, 2009 vs. Northern Colorado. Air Force's consecutive games streak of hitting at least one 3-pointer hit the 200-game mark at UNLV Jan. 16, 2015.

LEADING TO TRAILING

Air Force entered the Pacific game trailing for only 2:43 combined in its first three games. The Falcons trailed for 1:14 vs. Texas State, :14 seconds vs. Canisius and 1:15 vs. Arkansas-Pine Bluff. Pacific led for 39:43 on its way to a win. Air Force never led and the game was tied for 17 seconds. The Colorado game was close throughout. Air Force led for 12:08 while Colorado was in front 23:09. The game was tied for 4:15. The Falcons led for just 55 seconds at Indiana State. ISU led for 34:48 and the game was tied for 4:17. The Falcons led for just 1:28 at Denver, but it all came in the last two minutes in a 61-59 win. The Pioneers led the game with 37:08 and it was tied for just 1:24. Air Force led for 9:11 against Western State, but didn't take its first lead until midway through the second half. The team led for just 3:05 vs. Abilene Christian. The Wildcats led for 34:57.

UC Riverside led the game for 37:27 and Army for 39:37 in Air Force's last game.

Air Force turned the tide and led for 36:12 vs. Johnson & Wales in the last game. The team had led for just 3:25 of the game during its three-game losing streak.

WILD COMEBACKS

Air Force overcame 20-plus point deficits at Denver and vs. Western State to win. The Falcons trailed by 22 points, 27-5, at Denver Dec. 2 before coming back to win, 61-59, and snap a 22-game road losing streak. The Falcons trailed by 23 points, 27-4, Dec. 4 vs. Western State before coming back to win, 79-67. Denver hit 10 of its first 14 shots while Air Force hit just 2-11 during the opening stretch. Western State hit 9-13 while Air Force was 2-11 to open the game.

The Falcons hit 43.2 percent from that point at Denver while holding the Pioneers to just 30.0 percent (9-30). Air Force shot 65.1 percent after the poor start while holding Western State to just 44.4 percent. Air Force held both teams to just 21 points in the second half.

PILIPOVICH'S HELPING FIGHT CANCER

Air Force men's basketball coach Dave Pilipovich and his wife, Kelly, personally pledged to donate \$1 to the American Cancer Society for every fan that attended the season opener Sunday, Nov. 12, at 2 p.m. vs. Texas State. The official count was 1,511. The total amount raised that day between other donations and the ACS matching was \$8,000.

The Pilipovich's both lost a parent to cancer last year and wanted to help bring awareness and work towards a cure. Both have been active in the National Association of Basketball Coaches vs. Cancer programs and Kelly has joined the American Cancer Society's Road to Recovery program.

AIR FORCE PICKED 11TH

Air Force was picked 11th in the Mountain West preseason men's basketball poll. Nevada was picked to win the conference, followed by San Diego State and Boise State.

Air Force finished 12-21 overall last season and placed 10th in the conference with a 4-14 mark. The complete poll and preseason all-MW team follows.

Predicted Order of Finish

Rk	Team (First-Place Votes)	Pts.
1.	Nevada (19)	257
2.	San Diego State (2)	229
3.	Boise State (2)	211
4.	Fresno State	188
5.	Colorado State	154
6.	UNLV (1)	138
7.	Wyoming	133
8.	Utah State	102
9.	New Mexico	93
10.	San José State	41
11.	Air Force	38

SCOTTIE SCORES CAREER HIGH

Sophomore Lavelle Scottie scored a career-high 27 points to lead Air Force past Western State. He hit 11-14 field goals and scored 19 of his points in the second half to help the Falcons rally from a 23-point deficit to win. His 27 points are the most by a Falcon since Jacob Van

Inside the Mountain West

2017-18 Standings/Statistics

As Of: Tuesday, Dec. 26, 2017

Team	MW	All	L10	Strk
UNLV	0-0	11-2	8-2	W5
Boise State	0-0	10-2	8-2	L1
Nevada	0-0	11-3	7-3	L1
Fresno State	0-0	10-3	8-2	W1
San Diego State	0-0	8-3	7-3	W1
Wyoming	0-0	9-4	6-4	L1
Colorado State	0-0	7-6	5-5	W3
Utah State	0-0	7-6	5-5	W2
Air Force	0-0	6-6	4-6	W1
New Mexico	0-0	5-8	3-7	W2
San Jose State	0-0	3-8	2-8	W1

Category	Stats	MW
Scoring Offense	69.2	10th
Scoring Margin	+0.6	9th
Field Goal Pct.	42.3	9th
3-Pt Field Goal Pct.	32.3	9th
Rebound Offense	33.4	11th
Scoring Defense	68.6	4th
Free Throw Pct.	74.8	2nd
Field Goal Pct. Def.	45.4	10th
3-Pt Field Goal Pct. Def.	38.3	11th
Rebounding Defense	32.2	3rd
Rebound Margin	+1.2	9th
Assists	14.5	6th
Turnover Margin	+1.9	5th
Offensive Rebounds	10.1	8th
Blocked Shots	1.8	10th
Steals	6.3	7th
Assist/TO Ratio	1.1	7th
Defensive Rebounding	23.3	10th
3-Pt FG Made Avg	7.8	6th

Air Force Individual Statistics / Rank

Category	Stats	MW
Trevor Lyons		
Steals	1.3	T8th
Minutes Played	31.9	9th



had 37 vs. UNLV March 9, 2016.
 Scottie is second on the team in scoring with a 10.3 average.

LYONS LEADS THE WAY

Senior Trevor Lyons is third on the team in scoring (9.7) and rebounding (4.8) and leads the team in assists (31), steals (16) and minutes played (31.9).

Lyons has led the team in rebounding in five games and assists in five. He led the team with 13 points and seven rebounds against Abilene Christian. Lyons added 14 points and five rebounds at UC Riverside. He had a season-best 18 points, two rebounds and a season-high three steals vs. Army.

LYONS CLIMBING CAREER CHARTS

Senior Trevor Lyons is climbing several career charts at Air Force. He moved into the top 50 on the Air Force career scoring list earlier this season and ranks 40th all-time with 884 points. Lyons ranks eighth in steals with 135. He moved into the top 10 earlier this season. The senior guard has played in 97 career games and is about to become the 41st player in school history to hit the 100-game mark.

Air Force Career Charts

Scoring Leaders

#	Name (Years)	Points
30.	Mike Lockwood (1985-89)	957
31.	John Judd (1961-64)	955
32.	Fred Budinger (1964-67)	948
33.	George Irvin (1989-93)	944
34.	Chris Lowry (1987-91)	933
35.	Chris Loll (1992-95)	919
36.	Tom Bellairs (1999-03)	914
37.	Tim Anderson (2004-08)	913
38.	Erwin Washington (1979-83)	904
39.	Jim Ulm (1958-61)	889
40.	Trevor Lyons (2015-18)	884

Steals

#	Name (Years)	Steals
1.	Jacob Burtschi (2003-07)	196
2.	Tim Anderson (2004-08)	175
3.	Raymond Dudley (1986-90)	148
4.	Otis Jones (1991-95)	147
5.	Tim Keller (2001-05)	142
	Jeff Bowling (1986-87, 89-90)	142
7.	Vernard Jenkins (1999-03)	141
8.	Trevor Lyons (2015-18)	135

Games Played

#	Name (Years)	Steals
1.	Jacob Burtschi (2003-07)	125
2.	Todd Fletcher (2009-13)	124
	Evan Washington (2007-11)	124
	Tim Anderson (2004-08)	124
5.	Zach Kocur (2014-17)	122
6.	Matt McCraw (2003-07)	120
7.	Andrew Henke (2005-09)	119
8.	Antoine Hood, (2002-06)	118
9.	Mike Fitzgerald (2009-13)	117
10.	Taylor Broekhuis (2009-13)	116
	Nick Welch (2002-07)	116
	-----	-----
	Trevor Lyons (2015-18)	98

JV BUSTS OUT

Senior Jacob Van played his best game of the season on the biggest stage in Air Force's game vs. Army in Madison Square Garden in

New York. Van scored a season-best 14 points and hit a season-best two threes and 6-7 free throws and had three rebounds and one assist in 24 minutes. He added six points, two rebounds and four assists vs. Johnson & Wales and hit both threes.

Van has averaged 10.0 points, 2.5 rebounds and 2.5 assists the last two games. He has hit 62.5 percent (5-8) from the field, all four threes and 85.7 percent (6-7) from the line.

VAN AMONG THE BEST ALL-TIME

Jacob Van is among the best 3-point shooters in Air Force history. He is the active career leader for the Falcons and is tied for 10th in Air Force history with a 39.2 mark.

Air Force Career 3-Pt FG Pct.

#	Name, Years	3FG-A	Pct.
1.	Matt McCraw, 2003-07	213-458	46.5
2.	Dan Nwaelele, 2003-07	173-384	45.1
3.	Andrew Henke, 2005-09	171-407	42.0
4.	Tom Fow, 2007-11	120-287	41.8
5.	Matt Holland, 2005-09	101-250	40.4
6.	Raymond Dudley, 1986-90	285-720	39.6
7.	Zach Kocur, 2014-Pres.	187-474	39.5
8.	Joel Gerlach, 2000-04	122-310	39.4
9.	Mike Fitzgerald, 2009-13	120-305	39.3
10.	Tim Keller, 2001-05	206-526	39.2
	Jacob Van, 2015-18	58-148	39.2

LOUDER BACK-TO-BACK

Junior Pervis Louder averaged 14.5 points in the comeback wins over Denver and Western State. Louder shot 83.3 percent (10-12) from the field and 60 percent (3-5) from three. He recorded career highs of 15 points, seven rebounds and six assists against Western State, hitting 5-5 field goals. Louder scored a then-career-high 14 points to help lead the Falcons past Denver Dec. 2 in Denver. Louder broke a tie game with a three and won the game with a driving dunk with 3.7 seconds left.

MANNING LEADS FALCONS IN SCORING

Junior Ryan Manning leads the team in scoring (11.4) and rebounding (4.9). He scored a season-high 20 points vs. Arkansas-Pine Bluff. Manning led the team with 17 points and five rebounds at Colorado and hit a career-best five 3-pointers. He added 12 points and six rebounds at Indiana State. Manning scored 19 points and grabbed five rebounds at Denver. He added 12 points and a career-best nine rebounds vs. Army.

JD GOES OFF

Sophomore Jonathan DeWane played the best game of his career vs. Johnson & Wales Dec. 22. DeWane recorded career highs of 22 points, five rebounds and 17 minutes played in Air Force's 111-68 win. He hit 10-12 field goals and 2-4 threes. His 22 points are the most by an Air Force reserve since Max Yon had 25 at Texas Tech Nov. 30, 2014.

VAN SOELEN THE FIRST

Freshman Keaton Van Soelen became the first rookie to see action this season. He has played the last 10 games and averaged 12.7 minutes, 3.6 points and 1.9 rebounds. He scored four points and had three rebounds against UAPB in 14 minutes. He added six points, five rebounds and three assists in 19 minutes vs. Pacific. He

Air Force Academy

The United States Air Force Academy (USAFA) is a world-class institution providing a comprehensive developmental experience to graduate innovative, resilient and committed airpower leaders of character. It provides an intensive immersion in leadership training and officer development founded on integrity, built on the pillars of academic, military and athletic excellence and which inculcates in our cadets a spirit of selfless service to our Nation. USAFA fosters a culture of commitment and climate of respect focusing future leaders on innovation and continual improvement. It produces air-minded leaders and career officers with the character, critical thinking skills and strategic agility to lead our Nation's Air Force today and into the future. USAFA strives to offer the best education in a liberal arts environment to prepare thoughtful, caring, innovative leaders.

- USAFA is consistently ranked by multiple sources as one of the country's top public universities, particularly when it comes to engineering and liberal arts education.
- The Academy ranked number two in Aero space/Aeronautical/Astronautical Engineering at schools where doctorate degrees are not offered, just behind Emory Riddle Aeronautical University, Prescott, Ariz.
- The school also tied for second place with the U.S. Military Academy (West Point) in High School Counselor Ranking at Liberal Arts Colleges.
- The number 3 ranking for Top Public Schools Ranking also went to the Academy.
- The Academy tied for fifth place with U.S. Naval Academy (Annapolis) for Best Undergraduate Engineering Program also where doctorate degrees are not offered.
- #6 Electrical/Electronic/Communications
- #8 Mechanical Engineering
- #26 National Liberal Arts Colleges
- #45 Best Undergraduate Business Programs

Service above self is at the core of the USAFA experience and USAFA cadets strive to always serve with purpose, honor, and selflessness.

- 61% of USAFA graduates serve 10 years and 45% serve 20 years.
- USAFA cadets contribute 38,000 volunteer hours per year in the local community, as well as across the Nation.
- STEM Outreach Club, as ambassadors for Air Force innovation, received the 2015 National Society of Black Engineers Golden Torch Award for Government Community Service for 5,500 hours of outreach.

Facts about the class of 2012

- 10,202 applications received
- 1,216 processed into Academy
- 65% National Honor Society

High School:

- Average GPA: 3.85
- Average SAT scores: 673 Math, 661 Reading
- Average ACT scores: 30.8

scored the first field goal of his career with a dunk in transition vs. Pacific. Van Soelen scored eight points and had two rebounds, two assists and a steal vs. Abilene Christian. He added a career-best 12 points and hit his first-career three vs. Johnson & Wales in Air Force's last game.

TOOHEY 10TH ALL-TIME

Senior Frank Toohey is among the best in school history in field goal percentage. Toohey ranks 11th in Air Force history in career field goal percentage with a 50.3 mark.

Air Force Career Field Goal Pct.

#	Name, Years	3FG-A	Pct.
1.	Bill Purcell, 1969-71	190-338	56.2
2.	Aaron Benson, 1987-91	141-258	54.6
3.	Justin Hammonds, 2011-16	138-255	54.1
	Gregg Popovich, 1968-70	170-315	54.1
5.	Randy Gricius, 1975-79	468-866	54.0
6.	Mike Lockwood, 1985-89	356-692	51.4
7.	Atnoine Hood, 2002-06	473-928	51.0
8.	Ron Weilert, 1968-71	256-505	50.9
9.	Joel Gerlach, 2000-04	355-701	50.6
10.	Mike Freeman, 1994-98	391-774	50.5
11.	Frank Toohey, 2015-18	186-370	50.3

TOOHEY NOMINATED FOR SENIOR CLASS

Senior Frank Toohey is Air Force's nominee for the NCAA Senior Class Award. Toohey has a 3.3 grade point average and is majoring in Aeronautical Engineering. He has been on the dean's list every semester and is a three-time Mountain West all-academic team member. Last season he was selected to the National Association of Basketball Coaches (NABC) Honors Court.

Toohey has been selected for pilot training after graduation. He has completed eight hours of flight time in T-53 aircraft and 10 hours of flight time in TG-16A glider. He has also been a small arms instructor and led the instruction of M-9 and M-16 weapon systems last summer during Basic Cadet Training.

Frank Toohey, Senior Aeronautical Engineering Major

Time Activity/Duty

6:00	Wake up
6:30	PAI (Personal uniform inspection)
6:45	Morning formation
7:00	Breakfast
7:30	MSS 415 (Joint Operations Strategy)
8:30	Aero 466 (Propulsion II)
9:30	Aero 471 (Intro. to Aircraft Propulsion)
10:30	Aero 442 (Advanced Aerodynamics)
11:30	Noon formation – march to lunch
12:00	Lunch
12:30	Military call to quarters
1:30	Team meeting/film study
2:30	Weights
3:30	Practice/treatment
7:00	Dinner
7:30	Squadron meeting/roll call (possible)
8:00	In room, homework
11:00	Lights out/Bed time

SWAN STEPS UP

Sophomore Ryan Swan has averaged 7.4 points and 3.2 rebounds the last five games. He has shot 51.8 percent (14-27) from the field and 60.0 from three (3-5). Swan scored a career-high 16 points to lead the Falcons at UC Riverside in his first-career start. He scored eight points, have five rebounds and a career-best three assists vs. Abilene Christian. He had eight points, four rebounds and two assists vs. Western State.

HONORS IN 2017-18

- **20 Trevor Lyons** - Named co-most valuable player of the Men Against Breast Cancer Showcase.
- **32 Ryan Manning** - Named to all-tournament team at the Men Against Breast Cancer Showcase.
- **33 Frank Toohey** - Named preseason fourth-team all-Mountain West by collegesportsmadness.com.

Air Force Chart Watching

Points

#	Name (Years)	Points
1.	Raymond Dudley (1986-90)	2,178
2.	Otis Jones (1991-95)	2,003
3.	Tim Harris (1977-81)	1,550
4.	Michael Lyons (2009-13)	1,527
5.	Bob Beckel (1956-59)	1,526
6.	Jarmica Reese (1994-98)	1,385
7.	Cliff Parsons (1966-69)	1,374
8.	Rick Simmons (1979-83)	1,320
9.	Antoine Hood (2002-06)	1,307
10.	Jarvis Croff (1998-01)	1,216
11.	Jacob Burtschi (2003-07)	1,205
12.	Tom Schneeberger (1974-78)	1,204
13.	Maurice McDonald (1982-86)	1,121
14.	Hayden Graham (2014-17)	1,113
15.	Nick Welch (2002-07)	1,109
16.	Tim Keller (2001-05)	1,105
17.	Randy Gricius (1975-79)	1,100
18.	Joel Gerlach (2000-04)	1,087
19.	Dan Nwaelele (2003-07)	1,066
20.	Bob Djokovich (1974-78)	1,061
21.	Matt McCraw (2003-07)	1,040
22.	Rob Marr (1984-88)	1,030
23.	Mike Freeman (1994-98)	1,020
24.	Rich Nickelson (1971-74)	1,017
25.	Dale French (1987-90, 92)	993
26.	Don Wolfswinkel (1957-60)	974
27.	Evan Washington (2007-11)	973
28.	Zach Kocur (2014-17)	967
29.	Andrew Henke (2005-09)	961
30.	Mike Lockwood (1985-89)	957
31.	John Judd (1961-64)	955
32.	Fred Budinger (1964-67)	948
33.	George Irvin (1989-93)	944
34.	Chris Lowry (1987-91)	933
35.	Chris Loll (1992-95)	919
36.	Tom Bellairs (1999-03)	914
37.	Tim Anderson (2004-08)	913
38.	Erwin Washington (1979-83)	904
39.	Jim Ulm (1958-61)	889
40.	Trevor Lyons (2015-18)	884
41.	Sam Peshut (1963-66)	866
42.	Tyron Wright (1998-00)	859
43.	Taylor Broekhuis (2009-13)	828
44.	Max Yon (2012-15)	828
45.	Reggie Minton, Jr. (1992-96)	826
46.	Todd Fletcher (2009-13)	822
47.	Mike Fitzgerald (2009-13)	804
48.	Todd Beer (1982-86)	800
49.	Mike Hammond (1984-88)	798
50.	Jim Eken (1972-75)	796

Steals

#	Name (Years)	Steals
1.	Jacob Burtschi (2003-07)	196
2.	Tim Anderson (2004-08)	175
3.	Raymond Dudley (1986-90)	148
4.	Otis Jones (1991-95)	147
5.	Tim Keller (2001-05)	142
	Jeff Bowling (1986-87, 89-90)	142
7.	Vernard Jenkins (1999-03)	141
8.	Trevor Lyons (2015-18)	135

HEAD COACH DAVE PILIPOVICH/STAFF



Dave Pilipovich is in his sixth season as head coach at the Academy. He became the eighth head coach in the history of the program on February 8, 2012. He was in his fifth season as a member of the coaching staff and first as associate head coach when he was promoted

to head coach. Pilipovich completed the rest of the 2011-12 season. This season marks his 11th overall at the Academy. Pilipovich has led the Falcons to a 78-100 record.

After taking over the program, Pilipovich won two of his first three games as head coach, including a come-from-behind 58-53 win at Wyoming in his first road game. He then led his team to one of the biggest victories in program history with a 58-56 triumph over 13th-ranked San Diego State at Clune Arena, marking Air Force's first-ever win over a Top 20 team.

In 2012-13, his first full season as head coach, Pilipovich led the Falcons to an 18-14 overall record, tying the fourth-most wins in one season in program history. He also became the first Air Force head coach to beat two ranked teams in the same season and owns three of AFA's four wins against ranked opponents, including an 89-88 regular-season finale victory over No. 12 New Mexico, the highest ranked opponent ever defeated by Air Force. He also coached Air Force to its first-ever postseason road win with a 69-65 victory at Hawai'i in the first round of the CollegeInsider.com Tournament.

Pilipovich's tenure at the Academy is already one of the most successful. He is one of two coaches in school history to post multiple conference home winning records in a season, accomplishing it in 2013 and last season. He has led the program to more six-win conference seasons, three from 2013-15, than any other coach. Only two others have accomplished two seasons with six or more wins.

In his nearly five seasons as an assistant coach, Pilipovich helped the Falcons earn their first trip to the postseason since 2007 with an appearance in the CollegeInsider.com Tournament following the 2010 campaign and snap a 16-game losing streak in conference tournament play in 2009. In his first season at Air Force (2007-08), the Falcons finished fifth in the Mountain West Conference after being picked eighth in the preseason media and coaches poll, the greatest

margin between predicted and actual finish in the league that season. He also helped Tim Anderson earn the conference's Defensive Player of the Year award that campaign.

Prior to joining the Falcons, Pilipovich spent two years with the University of Michigan basketball program. In his first season with the Wolverines, he served as the administrative assistant to head coach Tommy Amaker and helped the Wolverines to the two NIT appearances, including an NIT final, then was an assistant coach during the 2006-07 campaign.

Pilipovich has 32 years of coaching experience. He served as an assistant coach at Eastern Michigan for five years (2000-05) prior to joining the Michigan staff. Before his stint at EMU, he served four years as an assistant coach at Robert Morris (1996-2000), two years an assistant coach at Georgia State (1994-96) and two years as the assistant head coach at Florida Atlantic (1989-91) before being named associate head coach the following four years (1991-94).

Pilipovich began his coaching career serving as a graduate assistant at California University (Pa.) for two years (1986-88), before being named as an assistant coach for one season.

A 1986 graduate of Thiel College in Greenville, Pa., with a degree in business administration, Pilipovich earned four varsity basketball letters and served as team captain during his senior season. He earned his master's degree from California (Pa.) in 1988 in geography and regional planning. He is an active member of the National Association of Basketball Coaches (NABC) and has served on the NABC Assistant Coaches Committee.

Pilipovich and his wife, Kelly, have a son, Kyle, and a daughter, Kelsey.

The Pilipovich File

Education

Thiel College, Greenville, PA
B.S., Business Administration, 1986

California University, California, PA
M.S. Geography and Regional Planning, 1988

Coaching Career

Air Force	
Head Coach	2012-Present
Associate Head Coach	2012
Assistant Coach	2008-11
Michigan	
Assistant Coach	2005-07
Eastern Michigan	
Assistant Coach	2001-05
Robert Morris	
Assistant Coach	1997-2000
Georgia State	
Assistant Coach	1994-96
Florida Atlantic	
Associate Head Coach	1990-93
California-PA	
Graduate Assistant	1985-88

Winning home conference records

#	Coach	Times	Years
1.	Dave Pilipovich	3	2013, 2015, 2016
	Jeff Bzdelik	2	2006, 2007
3.	Joe Scott	1	2004
	Chris Mooney	1	2005
	Jeff Reynolds	1	2008

Years with six or more conference wins

#	Coach	Times	Years
1.	Dave Pilipovich	3	2013-15
2.	Jeff Bzdelik	2	2006-07
	Jeff Reynolds	2	2008, 2011
4.	Joe Scott	1	2004
	Reggie Minton	1	1989
	Chris Moony	1	2005

Pilipovich Head Coaching Record

Year	School	Record	MW/Finish
2018	Air Force	6-6	
2017	Air Force	12-21	4-14/10th
2016	Air Force	14-18	5-13/10th
2015	Air Force	14-17	6-12/9th
2014	Air Force	12-18	6-12/10th
2013	Air Force	18-14	8-8/6th
2012	Air Force	2-6	3-11/7th
Totals		78-100	32-70

Assistant Coaches/Staff



Kurt Kanaskie



Andy Moore



Chris Davis



Nate Zandt



Evan Washington



Joseph Kuhl



Holly Green



0 Caleb Morris

G, 6-4, 185, So.

Vista, CA

(Army-Navy Academy)

Notes

- Season highs of four points, three rebounds and two assists vs. JWU
- One assist in eight minutes at UC Riverside
 - Started the second half for the second time this season (Pacific)
- Five points, five rebounds, one assist in exhibition vs. CCU
- Played in 13 games last season
- Career-best three rebounds vs. Colorado State in MW tournament
- Six points, one assist and one steal in eight minutes vs. Boise State


2017-18 Game-by-Game

Opponent	G-S	FG	3FG	FT	O-D	Rb	F	Pts	A	T	B	S	Mn
Texas St.	DNP												
Canisius	1-0	0-0	0-0	0-0	0-0	0	1	0	0	0	0	0	1
Ark-PB	1-0	0-3	0-2	0-0	0-0	0	0	0	0	1	0	0	7
Pacific	1-0	1-5	0-3	0-2	0-0	0	1	2	1	0	0	1	10
@Colorado	DNP												
@Indiana St.	DNP												
@Denver	DNP												
Western St.	DNP												
ACU	DNP												
@UCR	1-0	0-3	0-2	0-0	0-0	0	1	0	1	2	0	0	8
Army (NY)	1-0	0-1	0-1	0-0	0-0	0	0	0	0	0	0	0	3
JWU	1-0	1-4	0-1	2-2	0-3	3	2	4	2	0	0	0	12
@UNM*													
@Fresno St.*													
Nevada*													
UNLV*													
@SJSU*													
@Colo St.*													
Fresno St.*													
@Utah St.*													
Boise St.*													
@SDSU*													
Colo St.*													
UNM*													
@UNLV*													
@Boise St.*													
SDSU*													
Utah St.*													
@Wyoming*													
SJSU*													
MW													

Season Highs

Points	4 vs. JWU, 12-22	7 vs. McPherson, 11-11-16
Rebs	3 vs. JWU, 12-22	3 vs. JWU, 12-22-17
Assists	2 vs. JWU, 12-22	2 vs. JWU, 12-22-17
FGM	1 vs. JWU, 12-22	3 vs. McPherson, 11-11-16
3FGM	NA	1 at Wyoming, 12-28-16
FTM	2 vs. JWU, 12-22	4 vs. Boise State, 3-4-17
Blk	NA	NA
Steals	1 vs. Pacific, 11-21	1 vs. Pacific, 11-21-17
Min	12 vs. JWU, 12-22	16 vs. Nevada, 2-15-17

Career Highs



1 Dane Norman

F, 6-9, 190, Jr.

San Diego, CA

(Foothills Christian)

Notes

- Two points and one rebound vs. JWU
- Career-high 14 points and season-high four rebounds vs. Pacific
 - Hit 4-5 FGs and 3-4 threes and played season-high 18 minutes
- Five points and four rebounds in 12 minutes vs. Canisius
- Four points and three rebounds in 14 minutes vs. Texas State
- Played in 21 games, starting one (Colorado State) last season
 - Seven points, at Colorado State in his first-career start

2017-18 Game-by-Game

Opponent	G-S	FG	3FG	FT	O-D	Rb	F	Pts	A	T	B	S	Mn
Texas St.	1-0	2-4	0-1	0-0	2-1	3	2	4	0	1	0	0	14
Canisius	1-0	2-4	1-3	0-0	2-2	4	2	5	0	2	0	0	12
Ark-PB	1-0	0-0	0-0	0-0	0-0	0	1	0	1	0	0	0	6
Pacific	1-0	4-5	3-4	3-4	2-2	4	3	14	0	0	0	0	18
@Colorado	1-0	2-3	1-2	0-0	0-0	0	0	5	1	0	0	0	12
@Indiana St.	1-0	0-1	0-1	1-2	0-1	1	0	1	0	0	0	0	6
@Denver	1-0	1-2	0-1	0-0	0-3	3	1	2	1	1	0	0	10
Western St.	1-0	0-2	0-1	0-0	0-1	1	1	0	1	0	0	0	8
ACU	1-0	0-0	0-0	0-0	0-1	1	1	0	0	2	0	0	5
@UCR	1-0	0-0	0-0	0-0	0-0	0	2	0	0	0	0	0	3
Army (NY)	1-0	0-1	0-1	0-0	0-0	0	0	0	0	0	0	0	1
JWU	1-0	1-2	0-1	0-0	0-1	1	0	2	0	1	0	0	6
@UNM*													
@Fresno St.*													
Nevada*													
UNLV*													
@SJSU*													
@Colo St.*													
Fresno St.*													
@Utah St.*													
Boise St.*													
@SDSU*													
Colo St.*													
UNM*													
@UNLV*													
@Boise St.*													
SDSU*													
Utah St.*													
@Wyoming*													
SJSU*													
MW													

Season Highs

Points	14 vs. Pacific, 11-21	14 vs. Pacific, 11-21-17
Rebs	4 vs. Pacific, 11-21	7 at Wyoming, 12-28-16
Assists	1 vs. Denver, 12-2	2 vs. Wyoming, 2-4-17
FGM	4 vs. Pacific, 11-21	5 vs. UC Davis, 12-22-16
3FGM	3 vs. Pacific, 11-21	3 vs. Pacific, 11-21-17
FTM	3 vs. Pacific, 11-21	4 vs. FAMU, 11-20-16
Blk	NA	2 vs. Western State, 12-29-15
Steals	NA	1 vs. JWU, 11-15-16
Min	18 vs. Pacific, 11-21	24 vs. UC Davis, 12-22-16

Career Highs

Morris Career Statistics

Year	GP-GS	Min-Avg	FG-A	Pct	3F-A	Pct	FT-A	Pct	Off-Def	Tot	Avg	PF-FO	A	TO	B	St	Pts	Avg
2016-17	13-0	97/7.5	7-28	.250	1-14	.071	16-19	.842	3-12	15	1.2	6-0	7	5	1	2	31	2.4
2017-18	6-0	41/6.8	2-16	.125	0-9	.000	2-4	.500	0-3	3	0.5	5-0	4	3	0	1	6	1.0
TOTAL	19-0	138/7.3	9-44	.205	1-23	.043	18-23	.783	3-15	18	0.9	11-0	11	8	1	3	37	1.9

Norman Career Statistics

Year	GP-GS	Min-Avg	FG-A	Pct	3F-A	Pct	FT-A	Pct	Off-Def	Tot	Avg	PF-FO	A	TO	B	St	Pts	Avg
2015-16	15-0	45/3.2	6-12	.500	1-4	.250	3-6	.500	3-8	11	0.7	3-0	1	1	2	0	16	1.1
2016-17	21-1	224/10.7	25-57	.439	9-18	.500	16-20	.800	27-32	59	2.8	37-1	9	17	2	3	75	3.6
2017-18	12-0	101/8.4	12-24	.500	5-15	.333	4-6	.667	6-12	18	1.5	13-0	4	7	0	0	33	2.8
TOTAL	48-1	370/7.7	43-93	.462	15-37	.405	23-32	.719	36-52	88	1.8	53-1	14	25	4	3	124	2.6



2 CJ Siples

G, 6-3, 175, Sr.
Cibola, TX
(Steele)

Notes

- Team co-captain
- Four points, two rebounds and a season-high five assists vs. JWU
- Seven points, two rebounds, two steals vs. Texas State
- Played in 30 games last season, starting eight
 - Season-high 15 points vs. Colorado last season
- Played in all 32 games in 2015-16, starting 12 overall and final 10
 - 12.6 points, 4.4 rebounds, 2.9 assists per game the last 10 games

2017-18 Game-by-Game

Opponent	G-S	FG	3FG	FT	O-D	Rb	F	Pts	A	T	B	S	Mn
Texas St.	1-0	3-4	1-1	0-0	0-2	2	3	7	1	2	0	2	18
Canisius	1-0	0-1	0-0	0-0	0-1	1	3	0	2	1	0	0	10
Ark-PB	1-0	0-1	0-1	0-0	0-1	1	0	0	1	2	0	0	8
Pacific	1-0	0-3	0-3	0-0	0-1	1	4	0	4	1	0	0	15
@Colorado	1-0	0-1	0-1	0-0	0-0	0	1	0	1	1	0	2	4
@Indiana St.	1-0	0-2	0-2	0-0	1-0	1	1	0	0	1	0	0	2
@Denver	1-0	2-3	0-1	0-0	1-1	2	0	4	0	1	0	0	9
Western St.	1-0	0-0	0-0	0-0	0-0	0	0	0	0	0	0	0	4
ACU	1-0	1-2	1-2	0-0	0-1	1	0	3	0	1	0	0	14
@UCR	DNP												
Army (NY)	1-0	0-1	0-1	0-0	0-2	2	1	0	1	0	0	0	7
JWU	1-0	1-1	0-0	2-2	0-2	2	0	4	5	0	0	1	7
@UNM*													
@Fresno St.*													
Nevada*													
UNLV*													
@SJSU*													
@Colo St.*													
Fresno St.*													
@Utah St.*													
Boise St.*													
@SDSU*													
Colo St.*													
UNM*													
@UNLV*													
@Boise St.*													
SDSU*													
Utah St.*													
@Wyoming*													
SJSU*													
MW													

Season Highs

Points..... 7 vs. Texas State, 11-12
Rebs..... 2 vs. JWU, 12-22
Assists..... 5 vs. JWU, 12-22
FGM..... 3 vs. Texas State, 11-12
3FGM..... 1 vs. ACU, 12-6
FTM..... 2 vs. JWU, 12-22
Blk..... NA
Steals..... 2 vs. Colorado, 11-26
Min..... 18 vs. Texas State, 11-12

Career Highs

25 vs. Boise State, 2-6-16
 7 at Colorado State, 3-5-16
 7 vs. Citadel, 12-2-15
 8 vs. Boise State, 2-6-16
 4 vs. Colorado, 12-19-16
 7 vs. Wyoming, 2-2-16
 2 vs. Missouri State, 12-3-16
 3 vs. Utah State, 12-31-16
 48 vs. UNLV, 3-9-16



3 Sid Tomes

G, 6-4, 200, So.
Woodbury, MN
(East Ridge)

Notes

- Eight points, three rebounds and one assist vs. JWU
- Season highs of 11 points and 24 minutes vs. Western State
- First start of season at Denver, had two points and two rebounds
- Two points, career-best five assists at Colorado
- Eight points and career-best four rebounds vs. Canisius
- Played in 17 games last season, starting four
- Career highs of 18 points, four 3-pointers, three rebounds and 28 minutes vs. Nevada last season
 - His 18 points are the most by an AF freshman since Matt Mooney had 20 at Utah State Jan. 17, 2015

2017-18 Game-by-Game

Opponent	G-S	FG	3FG	FT	O-D	Rb	F	Pts	A	T	B	S	Mn
Texas St.	1-0	1-4	1-3	0-0	1-0	1	0	3	1	0	0	0	7
Canisius	1-0	2-4	1-2	3-4	0-4	4	1	8	1	2	0	0	19
Ark-PB	1-0	2-4	2-4	0-2	0-3	3	1	6	1	0	0	1	14
Pacific	1-0	2-5	2-5	0-0	0-3	3	4	6	1	4	0	0	18
@Colorado	1-0	1-6	0-4	0-0	0-0	0	0	2	5	0	0	1	21
@Indiana St.	1-0	2-3	0-1	0-0	0-1	1	1	4	0	0	0	0	14
@Denver	1-1	1-3	0-2	0-0	0-2	2	1	2	0	1	0	1	19
Western St.	1-1	4-6	3-3	0-0	0-0	0	1	11	0	0	0	1	24
ACU	DNP												
@UCR	1-1	0-3	0-3	0-0	0-1	1	0	0	1	2	0	1	14
Army (NY)	1-1	1-4	0-3	0-0	1-1	2	3	2	0	1	0	0	14
JWU	1-1	3-4	1-2	1-2	1-2	3	0	8	1	0	0	0	16
@UNM*													
@Fresno St.*													
Nevada*													
UNLV*													
@SJSU*													
@Colo St.*													
Fresno St.*													
@Utah St.*													
Boise St.*													
@SDSU*													
Colo St.*													
UNM*													
@UNLV*													
@Boise St.*													
SDSU*													
Utah St.*													
@Wyoming*													
SJSU*													
MW													

Season Highs

Points..... 11 vs. Western State, 12-4
Rebs..... 4 vs. Canisius, 11-14
Assists..... 5 vs. Colorado, 11-26
FGM..... 4 vs. Denver, 12-4
3FGM..... 3 vs. Denver, 12-4
FTM..... 3 vs. Canisius, 11-14
Blk..... NA
Steals..... 1 vs. Western State, 12-4
Min..... 24 vs. Western State, 12-4

Career Highs

18 vs. Nevada, 2-15-17
 4 vs. Canisius, 11-14-17
 5 vs. Colorado, 11-26-17
 7 vs. Nevada, 2-15-17
 4 vs. Nevada, 2-15-17
 3 vs. Canisius, 11-14-17
 NA
 2 vs. Boise State, 3-4-17
 28 vs. Nevada, 2-15-17

Siples Career Statistics

Year	GP-GS	Min-Avg	FG-A	Pct	3F-A	Pct	FT-A	Pct	Off-Def	Tot	Avg	PF-FO	A	TO	B	St	Pts	Avg
2014-15	18-1	126/7.0	10-18	.556	1-3	.333	8-17	.471	1-10	11	0.6	15-0	11	9	3	5	29	1.6
2015-16	32-12	709/22.2	71-138	.514	20-42	.476	45-69	.652	9-84	93	2.9	69-3	69	42	8	29	207	6.5
2016-17	30-8	441/14.7	29-92	.315	11-38	.289	22-42	.524	8-51	59	2.0	43-0	40	25	6	22	91	3.0
2017-18	11-0	98/8.9	7-19	.368	2-12	.167	2-4	.500	2-11	13	1.2	13-0	15	10	0	5	18	1.6
TOTAL	91-21	1374/15.1	117-267	.438	34-95	.358	77-132	.583	20-156	176	1.9	140-3	135	86	17	61	345	3.8

Tomes Career Statistics

Year	GP-GS	Min-Avg	FG-A	Pct	3F-A	Pct	FT-A	Pct	Off-Def	Tot	Avg	PF-FO	A	TO	B	St	Pts	Avg
2016-17	17-4	182/10.7	16-46	.348	10-31	.323	7-8	.875	0-19	19	1.1	15-0	14	6	0	7	49	2.9
2017-18	11-5	180/16.4	19-46	.413	10-32	.313	4-8	.500	3-17	20	1.8	12-0	11	10	0	5	52	4.7
TOTAL	28-9	362/12.9	35-92	.380	20-63	.317	11-16	.688	3-36	39	1.4	27-0	25	16	0	12	101	3.6



5 Chris Joyce

G, 6-6, 196, Fr.
Jacksonville, FL
(Bishop Kenny)

Notes

- Career highs of three points, two assists and 12 minutes vs. JWU
- Two rebounds, assist and steal in seven minutes at UCR
- First-career game vs. Pacific, one rebound and one assist in five minutes
- One assist in five minutes in exhibition vs. CCU

2017-18 Game-by-Game

Opponent	G-S	FG	3FG	FT	O-D	Rb	F	Pts	A	T	B	S	Mn
Texas St.	DNP												
Canisius	DNP												
Ark-PB	DNP												
Pacific	1-0	0-3	0-2	0-0	1-0	1	1	0	1	0	0	0	5
@Colorado	DNP												
@Indiana St.	DNP												
@Denver	DNP												
Western St.	DNP												
ACU	DNP												
@UCR	1-0	0-2	0-1	0-2	0-2	2	1	0	1	0	0	1	7
Army (NY)	1-0	0-1	0-0	0-0	0-0	0	0	0	0	0	0	0	2
JWU	1-0	1-1	1-1	0-0	0-0	0	1	3	2	1	0	0	12
@UNM*													
@Fresno St.*													
Nevada*													
UNLV*													
@SJSU*													
@Colo St.*													
Fresno St.*													
@Utah St.*													
Boise St.*													
@SDSU*													
Colo St.*													
UNM*													
@UNLV*													
@Boise St.*													
SDSU*													
Utah St.*													
@Wyoming*													
SJSU*													
MW													

Season Highs

Points..... 3 vs. JWU, 12-22
 Rebs..... 2 vs. UCR, 12-8
 Assists..... 2 vs. JWU, 12-22
 FGM..... 1 vs. JWU, 12-22
 3FGM..... 1 vs. JWU, 12-22
 FTM..... NA
 Blk..... NA
 Steals..... 1 vs. UCR, 12-8
 Min..... 12 vs. JWU, 12-22

Career Highs

3 vs. JWU, 12-22-17
 2 vs. UCR, 12-8
 2 vs. JWU, 12-22-17
 1 vs. JWU, 12-22-17
 1 vs. JWU, 12-22-17
 12 vs. JWU, 12-22-17



11 Ameka Akaya

F, 6-6, 215, Fr.
Hagerstown, MD
(Saint Maria Goretti)

Notes

- Career highs of two points, two rebounds, two assists vs. JWU
- Played first-career game at UCR, no statistics in two minutes
- Three points, one rebound, two assists in exhibition vs. CCU

2017-18 Game-by-Game

Opponent	G-S	FG	3FG	FT	O-D	Rb	F	Pts	A	T	B	S	Mn
Texas St.	DNP												
Canisius	DNP												
Ark-PB	DNP												
Pacific	DNP												
@Colorado	DNP												
@Indiana St.	DNP												
@Denver	DNP												
Western St.	DNP												
ACU	DNP												
@UCR	1-0	0-0	0-0	0-0	0-0	0	0	0	0	0	0	0	2
Army (NY)	DNP												
JWU	1-0	1-2	0-0	0-0	1-1	2	0	2	2	0	0	0	6
@UNM*													
@Fresno St.*													
Nevada*													
UNLV*													
@SJSU*													
@Colo St.*													
Fresno St.*													
@Utah St.*													
Boise St.*													
@SDSU*													
Colo St.*													
UNM*													
@UNLV*													
@Boise St.*													
SDSU*													
Utah St.*													
@Wyoming*													
SJSU*													
MW													

Season Highs

Points..... 2 vs. JWU, 12-22
 Rebs..... 2 vs. JWU, 12-22
 Assists..... 2 vs. JWU, 12-22
 FGM..... 1 vs. JWU, 12-22
 3FGM..... NA
 FTM..... NA
 Blk..... NA
 Steals..... NA
 Min..... 6 vs. JWU, 12-22

Career Highs

2 vs. JWU, 12-22-17
 2 vs. JWU, 12-22-17
 2 vs. JWU, 12-22-17
 1 vs. JWU, 12-22-17
 6 vs. JWU, 12-22-17

Joyce Career Statistics

Year	GP-GS	Min-Avg	FG-A	Pct	3F-A	Pct	FT-A	Pct	Off-Def	Tot	Avg	PF-FO	A	TO	B	St	Pts	Avg
2017-18	4-0	26/6.5	1-7	.143	1-4	.250	0-2	.000	1-2	3 0	0.8	3-0	4	1	0	1	3	0.8

Akaya Career Statistics

Year	GP-GS	Min-Avg	FG-A	Pct	3F-A	Pct	FT-A	Pct	Off-Def	Tot	Avg	PF-FO	A	TO	B	St	Pts	Avg
2017-18	2-0	8/4.0	1-2	.500	0-0	.000	0-0	.000	1-1	2	1.0	0-0	2	0	0	0	2	1.0



12 Lavelle Scottie

F, 6-6, 200, So.
Fort Worth, TX
(Arlington Heights)

Notes

- Second on the team in scoring (10.3) and third in rebounding (3.8)
- 12 points and a season-high six rebounds vs. JWU
- Four points, three rebounds, career-best four assists at UCR
- Career-high 27 points (11-14 FG) vs. Western State, 19 in second half
 - 27 points are the most by a Falcon since 2016
- Team-high 15 points and four rebounds at Indiana State
- Team-high 15 points and four rebounds vs. Pacific
- Team-high 18 points, four rebounds and two assists vs. Canisius
- Played in all 33 games last season, starting three
- Scored in double figures in six of the last seven games last season
- Averaged 12.5 points and 6.0 rebounds in the MW tournament games
 - Shot 81.8 pct (9-11) from field and 1.000 pct (3-3) from three

2017-18 Game-by-Game

Opponent	G-S	FG	3FG	FT	O-D	Rb	F	Pts	A	T	B	S	Mn
Texas St.	1-1	2-11	1-4	0-0	1-2	3	3	5	3	1	0	2	26
Canisius	1-1	4-12	2-5	8-8	2-2	4	3	18	2	1	2	1	28
Ark-PB	1-1	2-9	0-0	4-4	2-3	5	2	8	0	1	0	2	20
Pacific	1-1	6-11	1-2	2-2	3-1	4	2	15	0	1	2	1	25
@Colorado	1-1	1-3	0-0	0-0	0-2	2	3	2	0	0	0	0	12
@Indiana St.	1-1	5-11	1-2	4-5	2-2	4	3	15	1	4	1	1	30
@Denver	1-1	2-6	1-4	1-2	0-3	3	3	6	2	4	0	0	27
Western St.	1-1	11-14	2-4	3-5	1-2	3	1	27	3	3	1	1	30
ACU	1-1	6-11	0-2	0-0	0-3	3	1	12	2	2	1	0	27
@UCR	1-1	1-6	0-2	2-4	1-2	3	2	4	0	0	0	1	28
Army (NY)	1-1	0-5	0-0	0-0	3-3	6	1	0	0	3	0	0	22
JWU	1-1	5-10	1-5	1-1	2-4	6	1	12	1	2	0	1	17
@UNM*													
@Fresno St.*													
Nevada*													
UNLV*													
@SJSU*													
@Colo St.*													
Fresno St.*													
@Utah St.*													
Boise St.*													
@SDSU*													
Colo St.*													
UNM*													
@UNLV*													
@Boise St.*													
SDSU*													
Utah St.*													
@Wyoming*													
SJSU*													
MW													

Season Highs

Points..... 27 vs. Western State, 12-4
Rebs..... 6 vs. JWU, 12-22
Assists..... 4 vs. UCR, 12-8
FGM..... 11 vs. Western State, 12-4
3FGM..... 2 vs. Western State, 12-4
FTM..... 8 vs. Canisius, 11-14
Blk..... 2 vs. Pacific, 11-21
Steals..... 2 vs. UAPB, 11-20
Min..... 30 vs. Western State, 12-4

Career Highs

27 vs. Western State, 12-4-17
 8 vs. Colorado State, 3-9-17
 4 vs. UCR, 12-8
 11 vs. Western State, 12-4-17
 3 vs. Wyoming, 3-8-17
 8 vs. Canisius, 11-14-17
 2 vs. Canisius, 11-14-17
 2 vs. Texas State, 11-14-17
 34 vs. Colorado State, 3-9-17



13 LeSean Brown

G, 6-2, 185, So.
San Antonio, TX
(TMI Episcopal)

Notes

- Career-high five points in a season-best 12 minutes vs. JWU
- First action of the season vs. Pacific, scoreless in two minutes
- Five points, two assists and a steal in exhibition vs. CCU
- Played in 13 games last season
- Season-bests of three points and four rebounds vs. JWU last season

2017-18 Game-by-Game

Opponent	G-S	FG	3FG	FT	O-D	Rb	F	Pts	A	T	B	S	Mn
Texas St.	DNP												
Canisius	DNP												
Ark-PB	DNP												
Pacific	1-0	0-0	0-0	0-0	0-0	0	0	0	0	0	0	0	2
@Colorado	DNP												
@Indiana St.	DNP												
@Denver	DNP												
Western St.	DNP												
ACU	1-0	0-0	0-0	0-0	0-0	0	1	0	0	0	0	0	0+
@UCR	1-0	0-1	0-1	0-0	0-0	0	0	0	0	0	0	0	4
Army (NY)	1-0	0-0	0-0	0-0	0-0	0	0	0	0	0	0	0	2
JWU	1-0	1-2	0-1	3-4	1-0	1	1	5	0	0	0	0	12
@UNM*													
@Fresno St.*													
Nevada*													
UNLV*													
@SJSU*													
@Colo St.*													
Fresno St.*													
@Utah St.*													
Boise St.*													
@SDSU*													
Colo St.*													
UNM*													
@UNLV*													
@Boise St.*													
SDSU*													
Utah St.*													
@Wyoming*													
SJSU*													
MW													

Season Highs

Points..... 5 vs. JWU, 12-22
Rebs..... 1 vs. JWU, 12-22
Assists..... NA
FGM..... 1 vs. JWU, 12-22
3FGM..... NA
FTM..... 3 vs. JWU, 12-22
Blk..... NA
Steals..... NA
Min..... 12 vs. JWU, 12-22

Career Highs


5 vs. JWU, 12-22-17
 4 vs. JWU, 11-15-16
 1 vs. JWU, 11-15-16
 2 vs. JWU, 11-15-16
 1 vs. McPherson, 11-11-16
 3 vs. JWU, 12-22-17
 NA
 1 vs. UNLV, 2-22-17
 13 vs. JWU, 11-15-16

Scottie Career Statistics

Year	GP-GS	Min-Avg	FG-A	Pct	3F-A	Pct	FT-A	Pct	Off-Def	Tot	Avg	PF-FO	A	TO	B	St	Pts	Avg
2016-17	33-3	473/14.3	61-138	.442	10-24	.417	45-65	.692	22-83	105	3.2	45-0	30	28	11	13	177	5.4
2017-18	12-12	292/24.3	45-109	.413	9-30	.300	25-31	.806	17-29	46	3.8	25-0	18	22	7	10	124	10.3
TOTAL	45-15	765/17.0	106-247	.429	19-54	.352	70-96	.729	39-112	151	3.4	70-0	48	50	18	23	301	6.7

Brown Career Statistics

Year	GP-GS	Min-Avg	FG-A	Pct	3F-A	Pct	FT-A	Pct	Off-Def	Tot	Avg	PF-FO	A	TO	B	St	Pts	Avg
2016-17	13-0	51/3.9	4-8	.500	1-2	.500	2-7	.286	1-10	11	0.8	2-0	4	1	0	2	11	0.8
2017-18	5-0	20/4.0	1-3	.333	0-2	.000	3-4	.750	1-0	1	0.2	2-0	0	0	0	0	5	1.0
TOTAL	18-0	71/3.9	5-11	.455	1-4	.250	5-11	.455	2-10	12	0.7	4-0	4	1	0	2	16	0.9



15 Jacob Van

G, 6-1, 175, Sr.
Mansfield, TX
(Mansfield Lake Ridge)

Notes

- Team co-captain
- Shooting a team-best 90.0 percent (18-20) from the free throw line
- 10 points, 2.5 rebounds, 2.5 assists the last two games
- Hit 62.5% FG (5-8), 1.000% 3FG (4-4), 85.7% FTs (6-7) last two games
- Six points, season highs of two threes, four assists, three steals vs. JWU
- Season highs of 14 points, three rebounds and two threes vs. Army
- Season-high three assists in 16 minutes vs. Pacific
- 13 points, two rebounds, one assist vs. Canisius, hit 9-9 FTs
- Third on the team in scoring (10.6) and first in assists (9.3) last season
- Second in the MW in free throw pct (83.6) and 10th in assists (2.8)
- Season-high 23 points, career-high eight assists vs. Jacksonville last season

2017-18 Game-by-Game

Opponent	G-S	FG	3FG	FT	O-D	Rb	F	Pts	A	T	B	S	Mn
Texas St.	1-1	0-2	0-1	1-2	0-1	1	0	1	1	0	0	1	18
Canisius	1-1	2-4	0-0	9-9	0-2	2	0	13	1	1	1	0	30
Ark-PB	1-1	1-6	1-4	0-0	0-2	2	0	3	0	4	0	0	27
Pacific	1-1	0-4	0-2	0-0	0-0	0	0	0	3	1	0	0	16
@Colorado	1-0	1-4	0-1	2-2	0-0	0	0	4	0	0	0	0	11
@Indiana St.	1-0	0-0	0-0	0-0	0-0	0	1	0	0	3	0	0	3
@Denver	1-0	0-1	0-1	0-0	0-0	0	0	0	0	0	0	0	3
Western St.	1-0	1-2	0-1	0-0	0-0	0	0	2	0	0	0	0	6
ACU	1-0	0-2	0-1	0-0	0-0	0	0	0	1	1	0	0	10
@UCR	1-0	0-2	0-1	0-0	0-1	1	0	0	1	0	0	0	9
Army (NY)	1-0	3-5	2-2	6-7	1-2	3	1	14	1	4	0	1	24
JWU	1-0	2-3	2-2	0-0	0-2	2	1	6	4	0	0	3	9
@UNM*													
@Fresno St.*													
Nevada*													
UNLV*													
@SJSU*													
@Colo St.*													
Fresno St.*													
@Utah St.*													
Boise St.*													
@SDSU*													
Colo St.*													
UNM*													
@UNLV*													
@Boise St.*													
SDSU*													
Utah St.*													
@Wyoming*													
SJSU*													
MW													

Season Highs

Points..... 14 vs. Army, 12-17
Rebs..... 3 vs. Army, 12-17
Assists..... 4 vs. JWU, 12-22
FGM..... 3 vs. Army, 12-17
3FGM..... 2 vs. JWU, 12-22
FTM..... 9 vs. Canisius, 11-14
Blk..... 1 vs. Canisius, 11-14
Steals..... 3 vs. JWU, 12-22
Min..... 30 vs. Canisius, 11-14

Career Highs

37 vs. UBNLV, 3-9-16
 7 vs. FAMU, 11-20-16
 8 vs. Jacksonville, 11-14-16
 12 vs. UNLV, 3-9-16
 3 vs. UC Davis, 11-22-16
 11 vs. UNLV, 3-9-16
 1 vs. Canisius, 11-14
 5 vs. Utah State, 3-1-16
 43 at UNLV, 1-21-17



20 Trevor Lyons

G, 6-3, 190, Sr.
Newport News, VA
(Woodside)

Notes

- Team co-captain
- Third on team in scoring (9.7) and second in rebounding (4.8)
- Leads team in assists (31), steals (16) and minutes played (31.9)
- Three rebounds and three assists in just 17 minutes vs. JWU
- Season-high 18 points and career-best four threes vs. Army
- 14 points and five rebounds at UCR
- Team bests of 13 points and seven rebounds vs. ACU
- 12 points, four rebounds and season-high five assists vs. Pacific
- 11 points and season-best seven rebounds vs. UAPB
- Played in all 33 games last season, starting 18
- Led team in steals (47), was second in assists (78) and fifth in scoring (7.4)
- Ranks 40th in Air Force history in career scoring with 884 points
- Eighth in Air Force history in career steals with 135

2017-18 Game-by-Game

Opponent	G-S	FG	3FG	FT	O-D	Rb	F	Pts	A	T	B	S	Mn
Texas St.	1-1	5-8	2-2	1-1	0-6	6	1	13	4	1	0	1	31
Canisius	1-1	3-4	0-1	6-8	0-6	6	2	12	3	3	0	2	30
Ark-PB	1-1	3-5	1-2	4-4	1-6	7	2	11	3	0	0	0	34
Pacific	1-1	4-9	2-4	2-4	1-3	4	2	12	5	3	0	3	33
@Colorado	1-1	4-9	1-1	0-0	0-3	3	3	9	2	3	0	3	36
@Indiana St.	1-1	3-8	1-2	2-3	0-3	3	2	9	1	4	0	2	35
@Denver	1-1	1-7	0-2	3-5	0-6	6	2	5	3	1	0	0	34
Western St.	1-1	0-4	0-4	0-0	1-4	5	1	0	4	3	0	1	32
ACU	1-1	5-8	0-2	3-4	2-5	7	2	13	1	3	0	1	33
@UCR	1-1	5-9	3-5	1-2	1-4	5	2	14	0	0	0	0	36
Army (NY)	1-1	6-12	4-6	2-2	0-2	2	3	18	2	4	0	3	32
JWU	1-1	0-1	0-0	0-0	0-3	3	0	0	3	1	1	0	17
@UNM*													
@Fresno St.*													
Nevada*													
UNLV*													
@SJSU*													
@Colo St.*													
Fresno St.*													
@Utah St.*													
Boise St.*													
@SDSU*													
Colo St.*													
UNM*													
@UNLV*													
@Boise St.*													
SDSU*													
Utah St.*													
@Wyoming*													
SJSU*													
MW													

Season Highs

Points..... 18 vs. Army, 12-17
Rebs..... 7 vs. ACU, 12-6
Assists..... 4 vs. Pacific, 11-21
FGM..... 6 vs. Army, 12-17
3FGM..... 4 vs. Army, 12-17
FTM..... 6 vs. Canisius, 11-14
Blk..... NA
Steals..... 3 vs. Army, 12-17
Min..... 36 vs. UCR, 12-8

Career Highs


24 vs. San Jose State, 1-14-17
 8 at SIU, 11-13-15
 9 vs. Citadel, 12-2-15
 7 vs. San Jose State, 1-14-17
 4 vs. Army, 12-17-17
 11 vs. San Jose State, 1-2-16
 1 at Army, 12-7-16
 5 vs. Wyoming, 3-8-17
 40 vs. New Mexico State, 11-28-15

Van Career Statistics

Year	GP-GS	Min-Avg	FG-A	Pct	3F-A	Pct	FT-A	Pct	Off-Def	Tot	Avg	PF-FO	A	TO	B	St	Pts	Avg
2014-15	7-0	20/2.9	2-5	.400	1-3	.333	1-2	.500	1-3	4	0.6	0-0	2	1	0	1	6	0.9
2015-16	28-8	395/14.1	58-123	.472	18-42	.429	33-43	.767	7-24	31	1.1	23-0	27	27	0	16	167	6.0
2016-17	33-29	944/28.6	110-248	.444	34-87	.391	97-116	.836	7-76	83	2.5	37-0	93	57	1	18	351	10.6
2017-18	12-4	166/13.8	10-35	.286	5-16	.313	18-20	.900	1-10	11	0.9	3-0	12	14	1	5	43	3.6
TOTAL	80-41	1525/19.1	180-411	.438	58-148	.392	149-181	.823	16-113	129	1.6	63-0	134	99	2	40	567	7.1

Lyons Career Statistics

Year	GP-GS	Min-Avg	FG-A	Pct	3F-A	Pct	FT-A	Pct	Off-Def	Tot	Avg	PF-FO	A	TO	B	St	Pts	Avg
2014-15	31-26	864/27.9	84-186	.452	25-57	.439	53-77	.688	12-65	77	2.5	57-0	68	30	0	41	246	7.9
2015-16	22-22	707/32.1	83-211	.393	20-58	.345	93-144	.646	9-69	78	3.5	42-1	61	42	0	31	279	12.7
2016-17	33-18	849/25.7	79-204	.387	20-62	.323	65-94	.691	15-92	107	3.2	56-3	78	40	1	47	243	7.4
2017-18	12-12	383/31.9	39-84	.464	14-31	.452	24-33	.727	6-51	57	4.8	22-0	31	26	1	16	116	9.7
TOTAL	98-78	2803/28.6	285-685	.416	79-208	.380	235-348	.675	42-277	319	3.3	177-4	238	138	2	135	884	9.0



22 Pervis Louder

G, 6-4, 187, Jr.

Raleigh, NC

(Village Christian Academy)

Notes

- Four points and two rebounds vs. JWU
- Four points, career-high seven rebounds and three assists vs. ACU
- Career highs of 15 points, seven rebounds, six assists vs. Western State
- 14 points at Denver, driving dunk in final seconds to win game
- 10 points, two rebounds and two assists at Indiana State
- 13 points, four rebounds, four assists vs. Texas State
- Missed three games due to injury, returned to lineup vs. Colorado
- Played in 24 games last season, starting one (at Boise State)
- 13 points and had three rebounds vs. UNLV last season
- 13 points and six rebounds vs. Wyoming last season

2017-18 Game-by-Game

Opponent	G-S	FG	3FG	FT	O-D	Rb	F	Pts	A	T	B	S	Mn
Texas St.	1-1	5-9	1-2	2-3	2-2	4	3	13	4	2	0	2	31
Canisius	DNP												
Ark-PB	DNP												
Pacific	DNP												
@Colorado	1-1	2-5	1-1	2-3	0-1	1	5	7	2	2	0	0	19
@Indiana St.	1-1	4-7	1-2	1-2	1-1	2	3	10	2	3	0	1	29
@Denver	1-0	5-7	2-4	2-3	0-0	0	4	14	1	1	0	0	22
Western St.	1-0	5-5	1-1	4-6	0-7	7	2	15	6	1	0	1	33
ACU	1-0	2-10	0-5	0-0	0-7	7	3	4	3	3	0	0	33
@UCR	1-0	0-5	0-3	0-0	0-0	0	1	0	1	2	0	1	9
Army (NY)	1-0	0-4	0-3	0-2	1-3	4	4	0	0	4	0	0	14
JWU	1-0	2-4	0-2	0-0	1-1	2	2	4	0	0	0	0	13
@UNM*													
@Fresno St.*													
Nevada*													
UNLV*													
@SJSU*													
@Colo St.*													
Fresno St.*													
@Utah St.*													
Boise St.*													
@SDSU*													
Colo St.*													
UNM*													
@UNLV*													
@Boise St.*													
SDSU*													
Utah St.*													
@Wyoming*													
SJSU*													
MW													

Season Highs

Points..... 15 vs. Western State, 12-4
Rebs..... 7 vs. ACU, 12-6
Assists..... 6 vs. Western State, 12-4
FGM..... 5 vs. Western State, 12-4
3FGM..... 2 vs. Denver, 12-2
FTM..... 4 vs. Western State, 12-4
Blk..... NA
Steals..... 2 vs. Texas State, 11-12
Min..... 33 vs. ACU, 12-6

Career Highs

15 vs. Western State, 12-4-17
 7 vs. Western State, 12-4-17
 6 vs. Western State, 12-4-17
 5 vs. Western State, 12-4-17
 2 vs. Denver, 12-2-17
 6 vs. Colorado State, 1-20-16
 1 at Utah State, 2-25-17
 2 vs. Texas State, 11-12-17
 34 vs. Fresno State, 1-23-16



23 Kobi Betts

G, 6-3, 190, So.

Pueblo, CO

(Central)

Notes

- One rebound in three minutes vs. JWU in first-career game
- Five points in four minutes in exhibition vs. CCU
- Did not see any action last season

2017-18 Game-by-Game

Opponent	G-S	FG	3FG	FT	O-D	Rb	F	Pts	A	T	B	S	Mn
Texas St.	DNP												
Canisius	DNP												
Ark-PB	DNP												
Pacific	DNP												
@Colorado	DNP												
@Indiana St.	DNP												
@Denver	DNP												
Western St.	DNP												
ACU	DNP												
@UCR	DNP												
Army (NY)	DNP												
JWU	1-0	0-0	0-0	0-0	0-1	1	0	0	0	0	0	0	3
@UNM*													
@Fresno St.*													
Nevada*													
UNLV*													
@SJSU*													
@Colo St.*													
Fresno St.*													
@Utah St.*													
Boise St.*													
@SDSU*													
Colo St.*													
UNM*													
@UNLV*													
@Boise St.*													
SDSU*													
Utah St.*													
@Wyoming*													
SJSU*													
MW													

Season Highs

Points..... NA
Rebs..... 1 vs. JWU, 12-22
Assists..... NA
FGM..... NA
3FGM..... NA
Assists..... NA
Blk..... NA
Steals..... NA
Min..... 3 vs. JWU, 12-22

Career Highs

NA
 1 vs. JWU, 12-22-17
 NA
 NA
 NA
 NA
 NA
 NA
 3 vs. JWU, 12-22-17

Louder Career Statistics

Year	GP-GS	Min-Avg	FG-A	Pct	3F-A	Pct	FT-A	Pct	Off-Def	Tot	Avg	PF-FO	A	TO	B	St	Pts	Avg
2015-16	18-2	210/11.7	23-56	.411	5-15	.333	22-31	.710	13-22	35	1.9	31-1	9	17	0	9	73	4.1
2016-17	24-1	201/8.4	22-58	.379	7-18	.389	18-35	.514	6-19	25	1.0	29-0	13	21	2	6	69	2.9
2017-18	9-4	203/22.6	25-56	.446	6-23	.261	11-19	.579	5-22	27	3.0	27-1	19	18	0	5	67	7.4
TOTAL	51-7	614/12.0	70-170	.412	18-56	.321	51-85	.600	24-63	87	1.7	87-2	41	56	2	20	209	4.1

Betts Career Statistics

Year	GP-GS	Min-Avg	FG-A	Pct	3F-A	Pct	FT-A	Pct	Off-Def	Tot	Avg	PF-FO	A	TO	B	St	Pts	Avg
2016-17	Did not see any action																	
2017-18	1-0	3/3.0	0-0	.000	0-0	.000	0-0	.000	0-1	1	1.0	0-0	0	0	0	0	0	0.0



24 Charles O'Briant

F, 6-8, 200, Fr.
Johns Creek, GA
(Greater Atlanta Christian)

Notes

- Career highs of four points and one rebound vs. JWU in first-career game
- One rebound in three minutes in exhibition vs. CCU

2017-18 Game-by-Game


Opponent	G-S	FG	3FG	FT	O-D	Rb	F	Pts	A	T	B	S	Mn
Texas St.	DNP												
Canisius	DNP												
Ark-PB	DNP												
Pacific	DNP												
@Colorado	DNP												
@Indiana St.	DNP												
@Denver	DNP												
Western St.	DNP												
ACU	DNP												
@UCR	DNP												
Army (NY)	DNP												
JWU	1-0	1-1	1-1	1-2	0-1	1	1	4	0	0	0	0	3
@UNM*													
@Fresno St.*													
Nevada*													
UNLV*													
@SJSU*													
@Colo St.*													
Fresno St.*													
@Utah St.*													
Boise St.*													
@SDSU*													
Colo St.*													
UNM*													
@UNLV*													
@Boise St.*													
SDSU*													
Utah St.*													
@Wyoming*													
SJSU*													
MW													

Season Highs

Points..... 4 vs. JWU, 12-22
Rebs..... 1 vs. JWU, 12-22
Assists..... NA
FGM..... 1 vs. JWU, 12-22
3FGM..... 1 vs. JWU, 12-22
FTM..... 1 vs. JWU, 12-22
Blk..... NA
Steals..... NA
Min...... 3 vs. JWU, 12-22

Career Highs

4 vs. JWU, 12-22-17
 1 vs. JWU, 12-22-17
 NA
 1 vs. JWU, 12-22-17
 1 vs. JWU, 12-22-17
 1 vs. JWU, 12-22-17
 NA
 NA
 NA
 3 vs. JWU, 12-22-17



25 Bryce Hughes

G, 6-4, 190, Fr.
San Antonio, TX
(Johnson)

Notes

- Career highs of two points, one rebound vs. JWU in first-career game
- Two points in three minutes in exhibition vs. CCU

2017-18 Game-by-Game

Opponent	G-S	FG	3FG	FT	O-D	Rb	F	Pts	A	T	B	S	Mn
Texas St.	DNP												
Canisius	DNP												
Ark-PB	DNP												
Pacific	DNP												
@Colorado	DNP												
@Indiana St.	DNP												
@Denver	DNP												
Western St.	DNP												
ACU	DNP												
@UCR	DNP												
Army (NY)	DNP												
JWU	1-0	1-1	0-0	0-0	1-0	1	0	2	0	0	0	0	3
@UNM*													
@Fresno St.*													
Nevada*													
UNLV*													
@SJSU*													
@Colo St.*													
Fresno St.*													
@Utah St.*													
Boise St.*													
@SDSU*													
Colo St.*													
UNM*													
@UNLV*													
@Boise St.*													
SDSU*													
Utah St.*													
@Wyoming*													
SJSU*													
MW													

Season Highs

Points..... 2 vs. JWU, 12-22
Rebs..... 1 vs. JWU, 12-22
Assists..... NA
FGM..... 1 vs. JWU, 12-22
3FGM..... NA
FTM..... NA
Blk..... NA
Steals..... NA
Min...... 3 vs. JWU, 12-22

Career Highs

2 vs. JWU, 12-22-17
 1 vs. JWU, 12-22-17
 NA
 1 vs. JWU, 12-22-17
 NA
 NA
 NA
 NA
 3 vs. JWU, 12-22-17

O'Brian Career Statistics

Year	GP-GS	Min-Avg	FG-A	Pct	3F-A	Pct	FT-A	Pct	Off-Def	Tot	Avg	PF-FO	A	TO	B	St	Pts	Avg
2017-18	1-0	3/3.0	1-1	1.000	1-1	1.000	1-2	.500	0-1	1	1.0	1-0	0	0	0	0	4	4.0

Hughes Career Statistics

Year	GP-GS	Min-Avg	FG-A	Pct	3F-A	Pct	FT-A	Pct	Off-Def	Tot	Avg	PF-FO	A	TO	B	St	Pts	Avg
2017-18	1-0	3/3.0	1-1	1.000	0-0	.000	0-0	.000	1-0	1	1.0	0-0	0	0	0	0	2	2.0



30 Jonathan DeWane

F, 6-8, 205, So.
Jacksonville, FL
(Bolles)

Notes

- Career highs of 22 points, five rebounds and three steals vs. JWU
 - Hit 10-12 FGs, 2-4 threes and played a career-high 17 minutes vs. JWU
 - 22 points the most by a reserve since Max Yon had 25 vs. Texas Tech, Nov. 11, 2-14
- Five points and two rebounds at UCR
- Three points and five minutes vs. Western State
- Eight points and two rebounds in 13 minutes in exhibition vs. CCU
- Played in 10 games last season
- Four points and two rebounds at Colorado State last season
- Career-best five points vs. JWU last season...hit 3-4 free throws

2017-18 Game-by-Game


Opponent	G-S	FG	3FG	FT	O-D	Rb	F	Pts	A	T	B	S	Mn
Texas St.	1-0	0-1	0-0	0-0	0-0	0	0	0	0	0	0	0	3
Canisius	DNP												
Ark-PB	DNP												
Pacific	DNP												
@Colorado	DNP												
@Indiana St.	DNP												
@Denver	1-0	0-0	0-0	0-0	0-0	0	0	0	0	0	0	0	1
Western St.	1-0	1-2	1-1	0-0	0-1	1	2	3	0	1	0	0	5
ACU	DNP												
@UCR	1-0	2-4	0-0	1-2	1-1	2	1	5	0	0	2	0	10
Army (NY)	1-0	0-0	0-0	0-0	0-1	1	0	0	0	0	0	0	2
JWU	1-0	10-12	2-4	0-0	0-4	4	1	22	1	0	0	3	17
@UNM*													
@Fresno St.*													
Nevada*													
UNLV*													
@SJSU*													
@Colo St.*													
Fresno St.*													
@Utah St.*													
Boise St.*													
@SDSU*													
Colo St.*													
UNM*													
@UNLV*													
@Boise St.*													
SDSU*													
Utah St.*													
@Wyoming*													
SJSU*													
MW													

Season Highs

Points..... 22 vs. JWU, 12-22
Rebs..... 4 vs. JWU, 12-22
Assists..... 1 vs. JWU, 12-22
FGM..... 10 vs. JWU, 12-22
3FGM..... 2 vs. JWU, 12-22
FTM..... 1 vs. UCR, 12-8
Blk..... NA
Steals..... 3 vs. JWU, 12-22
Min..... 17 vs. JWU, 12-22

Career Highs

22 vs. JWU, 12-22-17
 4 vs. JWU, 12-22-17
 1 vs. JWU, 12-22-17
 10 vs. JWU, 12-22-17
 2 vs. JWU, 12-22-17
 3 vs. JWU, 11-15-16
 NA
 3 vs. JWU, 12-22-17
 17 vs. JWU, 12-22-17



32 Ryan Manning

F, 6-6, 200, Jr.
Sacramento, CA
(Sheldon)

Notes

- Leads team in scoring (11.4) and rebounding (4.9)
- Three points and two rebounds vs. JWU
- 12 points and a career-high nine rebounds vs. Army
- Team-high 19 points and five rebounds at Denver
- Team-best 17 points and five rebounds at Colorado
- Season-high 20 points and career-best seven rebounds vs. UAPB
- Played in 31 games last season, starting three
- Sixth on the team in scoring last season with a 6.3 average
- Career highs of 23 points, two steals and 40 minutes at San Jose State, first start of last season

2017-18 Game-by-Game

Opponent	G-S	FG	3FG	FT	O-D	Rb	F	Pts	A	T	B	S	Mn
Texas St.	1-0	3-7	1-5	0-0	1-2	3	2	7	1	2	1	1	15
Canisius	1-1	3-7	3-5	6-6	1-2	3	1	15	3	0	1	1	30
Ark-PB	1-1	7-15	2-8	4-4	4-3	7	4	20	0	1	0	0	30
Pacific	1-1	3-8	1-6	2-2	0-5	5	3	9	1	1	1	0	20
@Colorado	1-1	6-14	5-11	0-0	1-4	5	2	17	2	1	0	0	29
@Indiana St.	1-1	4-8	1-3	3-4	1-5	6	1	12	1	3	0	1	33
@Denver	1-1	6-14	3-8	4-5	2-3	5	3	19	0	1	0	1	26
Western St.	1-1	4-8	1-3	1-1	1-1	2	1	10	0	0	0	0	21
ACU	1-1	2-4	0-2	2-4	1-4	5	1	6	1	5	1	1	24
@UCR	1-1	2-10	2-8	1-2	4-3	7	2	7	0	1	0	1	30
Army (NY)	1-1	3-9	2-6	4-5	4-5	9	1	12	2	2	0	1	23
JWU	1-1	1-5	0-2	1-1	1-1	2	1	3	0	1	0	0	12
@UNM*													
@Fresno St.*													
Nevada*													
UNLV*													
@SJSU*													
@Colo St.*													
Fresno St.*													
@Utah St.*													
Boise St.*													
@SDSU*													
Colo St.*													
UNM*													
@UNLV*													
@Boise St.*													
SDSU*													
Utah St.*													
@Wyoming*													
SJSU*													
MW													

Season Highs

Points..... 20 vs. UAPB, 11-20
Rebs..... 9 vs. Army, 12-17
Assists..... 3 vs. Canisius, 11-14
FGM..... 7 vs. UAPB, 11-20
3FGM..... 5 vs. Colorado, 11-26
FTM..... 6 vs. Canisius, 11-14
Blk..... 1 vs. Pacific, 11-21
Steals..... 1 vs. Army, 12-17
Min..... 33 vs. Indiana State, 11-29

Career Highs

23 at San Jose State, 2-18-17
 9 vs. Army, 12-17-17
 3 vs. Canisius, 11-14-17
 8 at San Jose State, 2-18-17
 5 vs. Colorado, 11-26-17
 6 vs. Canisius, 11-21-17
 2 vs. Robert Morris, 11-22-15
 2 at San Jose State, 2-18-17
 40 at San Jose State, 2-18-17

DeWane Career Statistics

Year	GP-GS	Min-Avg	FG-A	Pct	3F-A	Pct	FT-A	Pct	Off-Def	Tot	Avg	PF-FO	A	TO	B	St	Pts	Avg
2016-17	10-0	24/2.4	2-8	.250	1-3	.333	6-8	.750	1-4	5	0.5	4-0	1	0	0	1	11	1.1
2017-18	6-0	38/6.3	13-19	.684	3-5	.600	1-2	.500	1-7	8	1.3	4-0	1	1	2	3	30	5.0
TOTAL	16-0	62/3.9	15-27	.556	4-8	.500	7-10	.700	2-11	13	0.8	8-0	2	1	2	4	41	2.6

Manning Career Statistics

Year	GP-GS	Min-Avg	FG-A	Pct	3F-A	Pct	FT-A	Pct	Off-Def	Tot	Avg	PF-FO	A	TO	B	St	Pts	Avg
2014-15	28-1	219/7.8	13-40	.325	6-24	.250	7-12	.583	13-20	33	1.2	22-0	10	7	3	2	39	1.4
2015-16	5-3	104/20.8	10-33	.303	2-14	.143	9-9	1.000	7-5	12	2.4	8-0	6	3	4	1	31	6.2
2016-17	31-3	435/14.0	71-160	.444	34-93	.366	19-28	.679	20-38	58	1.9	26-0	17	18	1	11	195	6.3
2017-18	12-11	293/24.4	44-109	.404	21-67	.313	28-34	.824	21-38	59	4.9	22-0	11	18	4	7	137	11.4
TOTAL	76-18	1051/13.8	138-342	.404	63-198	.318	63-83	.759	61-101	162	2.1	78-0	44	46	12	21	402	5.3



33 Frank Toohey

C, 6-7, 220, Sr.
Elmhurst, IL
(York Community)

Notes

- Team co-captain
- 12 points, six rebounds and season-high three assists vs. JWU
- Seven points and season highs of 10 rebounds and three assists vs. Army
- Missed the UCR game due to injury, snapped 46-game start streak
- 10 points, seven rebounds and three assists at Indiana State
- Season-high 15 points, four rebounds and a block at Colorado
- 13 points and four rebounds vs. Canisius
- Preseason fourth-team all-MW by collegesportsmadness.com
- Second on the team in scoring (10.7) and rebounding (4.5) last season
- Career-high 23 points and six rebounds vs. Wyoming last season
- Two career double-doubles, both coming in 2016-17
- 11th in AF history in career field goal percentage at 50.3

2017-18 Game-by-Game

Opponent	G-S	FG	3FG	FT	O-D	Rb	F	Pts	A	T	B	S	Mn
Texas St.	1-1	1-2	0-0	3-3	0-0	0	4	5	0	0	0	1	11
Canisius	1-1	3-6	1-3	6-6	3-1	4	4	13	1	4	0	1	25
Ark-PB	1-1	0-4	0-0	4-6	0-5	5	2	4	3	2	1	1	27
Pacific	1-1	1-2	0-0	5-6	2-3	5	1	7	1	1	0	0	16
@Colorado	1-1	6-8	3-3	0-0	3-1	4	4	15	1	3	1	1	19
@Indiana St.	1-1	4-9	2-4	0-0	4-3	7	4	10	3	0	0	2	29
@Denver	1-1	2-9	0-4	2-2	1-2	3	2	6	2	1	0	1	28
Western St.	1-1	1-3	0-0	0-0	0-0	0	4	2	0	3	0	0	13
ACU	1-1	2-4	0-1	0-0	0-2	2	2	4	2	2	0	1	20
@UCR	DNP												
Army (NY)	1-1	1-9	1-4	4-4	4-6	10	2	7	3	1	1	0	30
JWU	1-1	5-5	2-2	0-0	3-3	6	1	12	3	1	0	0	12
@UNM*													
@Fresno St.*													
Nevada*													
UNLV*													
@SJSU*													
@Colo St.*													
Fresno St.*													
@Utah St.*													
Boise St.*													
@SDSU*													
Colo St.*													
UNM*													
@UNLV*													
@Boise St.*													
SDSU*													
Utah St.*													
@Wyoming*													
SJSU*													
MW													

Season Highs

Points..... 15 vs. Colorado, 11-26
Rebs..... 10 vs. Army, 12-17
Assists..... 3 vs. JWU, 12-22
FGM..... 6 vs. Colorado, 11-26
3FGM..... 3 vs. Colorado, 11-26
FTM..... 6 vs. Canisius, 11-14
Blk..... 1 vs. Army, 12-17
Steals..... 1 vs. Colorado, 11-26
Min..... 29 vs. Indiana State, 11-29

Career Highs

23 vs. Wyoming, 2-4-17
 13 vs. Stetson, 11-22-16
 5 vs. Colorado State, 3-9-17
 8 vs. Stetson, 11-22-16
 3 vs. Colorado, 11-26-17
 10 vs. UNLV, 2-16-16
 1 vs. Colorado, 11-26-17
 2 vs. Boise State, 3-4-17
 37 at Army, 12-7-16



34 Ryan Swan

F, 6-7, 225, So.
Aurora, CO
(Overland)

Notes

- 7.4 points and 3.2 rebounds the last five games
- 51.8 FG Pct (14-27), 60.0 3FG (3-5) last five games
- Four points and two rebounds vs JWU
- Career highs of 16 points and 30 minutes vs. UCR in first-career start
- Eight points, five rebounds, career-high three assists vs. ACU
- Eight points, four rebounds, two assists vs. Western State
- Nine points and four rebounds vs. Canisius
- Seven points, career highs of six rebounds and two blocks vs. Texas State
- Played in nine games last season, averaging 2.9 points per game

2017-18 Game-by-Game

Opponent	G-S	FG	3FG	FT	O-D	Rb	F	Pts	A	T	B	S	Mn
Texas St.	1-0	3-8	1-1	0-0	3-3	6	3	7	1	1	2	1	26
Canisius	1-0	4-8	1-2	0-0	2-2	4	3	9	1	0	0	1	15
Ark-PB	1-0	0-1	0-1	1-2	1-3	4	0	1	1	0	0	0	13
Pacific	1-0	0-1	0-0	0-0	0-0	0	1	0	0	0	0	0	3
@Colorado	1-0	2-5	0-2	2-2	0-4	4	0	6	0	0	0	0	21
@Indiana St.	1-0	1-2	0-0	0-0	0-2	2	1	2	1	2	0	0	10
@Denver	1-0	1-3	1-1	0-0	2-2	4	3	3	1	1	0	1	12
Western St.	1-0	3-7	1-1	1-2	1-3	4	3	8	2	2	0	1	17
ACU	1-0	3-4	2-2	0-0	1-4	5	3	8	3	0	0	1	21
@UCR	1-1	6-10	0-1	4-5	1-2	3	3	16	1	1	0	0	30
Army (NY)	1-0	0-1	0-1	1-2	1-1	2	1	1	0	2	2	0	7
JWU	1-0	2-5	0-0	0-0	1-1	2	2	4	1	0	0	0	6
@UNM*													
@Fresno St.*													
Nevada*													
UNLV*													
@SJSU*													
@Colo St.*													
Fresno St.*													
@Utah St.*													
Boise St.*													
@SDSU*													
Colo St.*													
UNM*													
@UNLV*													
@Boise St.*													
SDSU*													
Utah St.*													
@Wyoming*													
SJSU*													
MW													

Season Highs

Points..... 16 vs. UCR, 12-8
Rebs..... 6 vs. Texas State, 11-12
Assists..... 3 vs. ACU, 12-6
FGM..... 6 vs. UCR, 12-8
3FGM..... 2 vs. ACU, 12-6
FTM..... 4 vs. UCR, 12-8
Blk..... 2 vs. Texas State, 11-12
Steals..... 1 vs. ACU, 12-6
Min..... 30 vs. UCR, 12-8

Career Highs

16 vs. UCR, 12-8-17
 6 vs. Texas State, 11-12-17
 3 vs. ACU, 12-6-17
 6 vs. UCR, 12-8-17
 2 vs. ACU, 12-6-17
 4 vs. UCR, 12-8-17
 2 vs. Texas State, 11-12-17
 1 vs. ACU, 12-6-17
 30 vs. UCR, 12-8-17

Toohey Career Statistics

Year	GP-GS	Min-Avg	FG-A	Pct	3F-A	Pct	FT-A	Pct	Off-Def	Tot	Avg	PF-FO	A	TO	B	St	Pts	Avg
2014-15	6-0	16/2.7	1-2	.500	0-0	.000	1-6	.167	2-5	7	1.2	3-0	1	0	0	0	3	0.5
2015-16	26-9	366/14.1	42-82	.512	7-19	.368	53-73	.726	38-38	76	2.9	63-2	14	24	6	5	144	5.5
2016-17	33-33	819/24.8	117-225	.520	21-52	.404	98-123	.797	62-87	149	4.5	111-6	52	59	10	14	353	10.7
2017-18	12-11	231/19.3	26-61	.426	9-21	.429	24-27	.889	20-26	46	3.8	30-0	19	18	3	8	85	7.1
TOTAL	77-53	1432/18.6	186-370	.503	37-92	.402	176-229	.769	122-156	278	3.6	207-8	86	101	19	27	585	7.6

Swan Career Statistics

Year	GP-GS	Min-Avg	FG-A	Pct	3F-A	Pct	FT-A	Pct	Off-Def	Tot	Avg	PF-FO	A	TO	B	St	Pts	Avg
2016-17	9-0	50/5.6	7-15	.467	1-4	.250	2-2	1.000	6-3	9	1.0	7-0	1	5	0	1	17	1.9
2017-18	12-1	181/15.1	25-55	.455	6-12	.500	9-13	.692	13-27	40	3.3	23-0	12	9	4	5	65	5.4
TOTAL	21-1	231/11.0	32-70	.457	7-16	.438	11-15	.733	19-30	49	2.3	30-0	13	14	4	6	82	3.9



35 James Edwards

G, 6-0, 165, Fr.
Allison Park, PA
(Plum)

Notes

- Two points and one steal vs. JWU in first-career game
- One rebound and one assist in three minutes in exhibition vs. CCU

2017-18 Game-by-Game


Opponent	G-S	FG	3FG	FT	O-D	Rb	F	Pts	A	T	B	S	Mn
Texas St.	DNP												
Canisius	DNP												
Ark-PB	DNP												
Pacific	DNP												
@Colorado	DNP												
@Indiana St.	DNP												
@Denver	DNP												
Western St.	DNP												
ACU	DNP												
@UCR	DNP												
Army (NY)	DNP												
JWU	1-0	1-2	0-1	0-0	0-0	0	0	2	0	0	0	1	3
@UNM*													
@Fresno St.*													
Nevada*													
UNLV*													
@SJSU*													
@Colo St.*													
Fresno St.*													
@Utah St.*													
Boise St.*													
@SDSU*													
Colo St.*													
UNM*													
@UNLV*													
@Boise St.*													
SDSU*													
Utah St.*													
@Wyoming*													
SJSU*													
MW													

Season Highs

Points..... 2 vs. JWU, 12-22
 Rebs..... NA
 Assists..... NA
 FGM..... 1 vs. JWU, 12-22
 3FGM..... NA
 FTM..... NA
 Blk..... NA
 Steals..... 1 vs. JWU, 12-22
 Min..... 3 vs. JWU, 12-22

Career Highs

2 vs. JWU, 12-22-17
 NA
 NA
 1 vs. JWU, 12-22
 NA
 NA
 NA
 1 vs. JWU, 12-22-17
 3 vs. JWU, 12-22-17



44 Keaton Van Soelen

G, 6-7, 190, Fr.
Waukee, IA
(Des Moines Christian)

Notes

- Career-high 12 points vs. JWU, hit 4-5 FGs and first-career three
- Eight points, two rebounds, two assists vs. ACU
- Two points, two rebounds and two assists in 16 minutes at Colorado
- Six points, five rebs, three assists, 19 minutes vs. Pacific
 - First-career field goal came on a dunk
- Four points, three rebounds, assist and steal in 14 minutes vs. UAPB in first-career game played

2017-18 Game-by-Game

Opponent	G-S	FG	3FG	FT	O-D	Rb	F	Pts	A	T	B	S	Mn
Texas St.	DNP												
Canisius	DNP												
Ark-PB	1-0	0-2	0-0	4-5	2-1	3	0	4	1	1	0	1	14
Pacific	1-0	2-4	0-1	2-2	3-2	5	4	6	3	1	0	0	19
@Colorado	1-0	0-0	0-0	2-2	0-2	2	2	2	2	0	0	0	16
@Indiana St.	1-0	0-0	0-0	1-2	0-1	1	0	1	1	0	0	0	9
@Denver	1-0	0-0	0-0	0-0	1-0	1	1	0	1	2	0	0	9
Western St.	1-0	0-1	0-1	1-2	0-1	1	1	1	0	0	0	0	7
ACU	1-0	4-6	0-1	0-0	1-1	2	0	8	2	1	0	1	13
@UCR	1-0	1-1	0-0	0-0	0-0	0	1	2	0	0	0	1	9
Army (NY)	1-0	0-4	0-2	0-0	2-0	2	1	0	0	0	0	0	17
JWU	1-0	4-5	1-2	3-4	1-1	2	1	12	1	1	0	0	14
@UNM*													
@Fresno St.*													
Nevada*													
UNLV*													
@SJSU*													
@Colo St.*													
Fresno St.*													
@Utah St.*													
Boise St.*													
@SDSU*													
Colo St.*													
UNM*													
@UNLV*													
@Boise St.*													
SDSU*													
Utah St.*													
@Wyoming*													
SJSU*													
MW													

Season Highs

Points..... 12 vs. JWU, 12-22
 Rebs..... 5 vs. Pacific, 11-21
 Assists..... 3 vs. Pacific, 11-21
 FGM..... 4 vs. JWU, 12-22
 3FGM..... 1 vs. JWU, 12-22
 FTM..... 4 vs. UAPB, 11-20
 Blk..... NA
 Steals..... 1 vs. UCR, 12-8
 Min..... 19 vs. Pacific, 11-21

Career Highs

12 vs. JWU, 12-22-17
 5 vs. Pacific, 11-21-17
 3 vs. Pacific, 11-21-17
 4 vs. JWU, 12-22-17
 1 vs. JWU, 12-22-17
 4 vs. UAPB, 11-20-17
 NA
 1 vs. UCR, 12-8-17
 19 vs. Pacific, 11-21-17

Edwards Career Statistics

Year	GP-GS	Min-Avg	FG-A	Pct	3F-A	Pct	FT-A	Pct	Off-Def	Tot	Avg	PF-FO	A	TO	B	St	Pts	Avg
2017-18	1-0	3/3.0	1-2	.500	0-1	.000	0-0	.000	0-0	0	0.0	0-0	0	0	0	1	2	2.0

Van Soelen Career Statistics

Year	GP-GS	Min-Avg	FG-A	Pct	3F-A	Pct	FT-A	Pct	Off-Def	Tot	Avg	PF-FO	A	TO	B	St	Pts	Avg
2017-18	10-0	127/12.7	11-23	.478	1-7	.143	13-17	.765	10-9	19	1.9	11-0	11	6	0	3	36	3.6

RADIO/TV CHART



0 Caleb Morris
G, 6-4, 185, So.
Vista, CA
(Army-Navy Academy)



1 Dane Norman
F, 6-9, 190, Jr.
San Diego, CA
(Foothills Christian)



2 CJ Siples
G, 6-3, 175, Sr.
Cibolo, TX
(Steele)



3 Sid Tomes
G, 6-4, 200, So.
Woodbury, MN
(East Ridge)



5 Chris Joyce
G, 6-6, 196, Fr.
Jacksonville, FL
(Bishop Kenny)



11 Ameka Akaya
G, 6-4, 210, Fr.
Hagerstown, MD
(Saint Maria Goretti)




12 Lavelle Scottie
F, 6-6, 200, So.
Fort Worth, TX
(Arlington Heights)



13 LeSean Brown
G, 6-2, 185, So.
San Antonio, TX
(TMI Episcopal)



15 Jacob Van
G, 6-1, 175, Sr.
Mansfield, TX
(Mansfield Lake Ridge)



20 Trevor Lyons
G, 6-3, 190, Sr.
Newport News, VA
(Woodside)



22 Pervis Louder
G, 6-4, 187, Jr.
Raleigh, NC
(Village Christian Academy)



23 Kobi Betts
G, 6-3, 190, So.
Pueblo, CO
(Central)



24 Charles O'Briant
F, 6-8, 200, Fr.
Johns Creek, GA
(Greater Atl. Christian)



25 Bryce Hughes
G, 6-3, 190, Fr.
San Antonio, TX
(Johnson)



30 Jonathan DeWane
F, 6-8, 205, So.
Jacksonville, FL
(Bolles)



32 Ryan Manning
F, 6-6, 200, Jr.
Sacramento, CA
(Sheldon)



33 Frank Toohey
C, 6-7, 220, Sr.
Elmhurst, IL
(York Community)



34 Ryan Swan
F, 6-7, 225, So.
Aurora, CO
(Overland)



35 James Edwards
G, 6-0, 165, Fr.
Allison Park, PA
(Plum)



44 Keaton Van Soelen
G, 6-7, 190, Fr.
Waukee, IA
(Des Moines Christian)



Dave Pilipovich
Head Coach
Sixth Season

2017-18 AIR FORCE SEASON STATISTICS

THE STAT CREW SYSTEM Air Force Combined Team Statistics (as of Dec 22, 2017) All games

Overall record: 6-6 Conf: 0-0 Home: 5-2 Away: 1-3 Neutral: 0-1

#	Player	gp-gs	min	avg	Total		3-Point		F-Throw		Rebounds				pf	dq	a	to	blk	stl	pts	avg
					fg-fga	fg%	3fg-fga	3fg%	ft-fa	ft%	off	def	tot	avg								
32	MANNING, Ryan	12-11	293	24.4	44-109	.404	21-67	.313	28-34	.824	21	38	59	4.9	22	0	11	18	4	7	137	11.4
12	SCOTTIE, Lavelle	12-12	292	24.3	45-109	.413	9-30	.300	25-31	.806	17	29	46	3.8	25	0	18	22	7	10	124	10.3
20	LYONS, Trevor	12-12	383	31.9	39-84	.464	14-31	.452	24-33	.727	6	51	57	4.8	22	0	31	26	1	16	116	9.7
22	LOUDER, Pervis	9-4	203	22.6	25-56	.446	6-23	.261	11-19	.579	5	22	27	3.0	27	1	19	18	0	5	67	7.4
33	TOOHEY, Frank	12-11	231	19.3	26-61	.426	9-21	.429	24-27	.889	20	26	46	3.8	30	0	19	18	3	8	85	7.1
34	SWAN, Ryan	12-1	181	15.1	25-55	.455	6-12	.500	9-13	.692	13	27	40	3.3	23	0	12	9	4	5	65	5.4
30	DEWANE, Jonathan	6-0	38	6.3	13-19	.684	3-5	.600	1-2	.500	1	7	8	1.3	4	0	1	1	2	3	30	5.0
03	TOMES, Sid	11-5	180	16.4	19-46	.413	10-32	.313	4-8	.500	3	17	20	1.8	12	0	11	10	0	5	52	4.7
24	O'BRIANT, Charles	1-0	3	3.0	1-1	1.000	1-1	1.000	1-2	.500	0	1	1	1.0	1	0	0	0	0	0	4	4.0
44	VAN SOELEN, Keaton	10-0	127	12.7	11-23	.478	1-7	.143	13-17	.765	10	9	19	1.9	11	0	11	6	0	3	36	3.6
15	VAN, Jacob	12-4	166	13.8	10-35	.286	5-16	.313	18-20	.900	1	10	11	0.9	3	0	12	14	1	5	43	3.6
01	NORMAN, Dane	12-0	101	8.4	12-24	.500	5-15	.333	4-6	.667	6	12	18	1.5	13	0	4	7	0	0	33	2.8
35	EDWARDS, James	1-0	3	3.0	1-2	.500	0-1	.000	0-0	.000	0	0	0	0.0	0	0	0	0	0	1	2	2.0
25	HUGHES, Bryce	1-0	3	3.0	1-1	1.000	0-0	.000	0-0	.000	1	0	1	1.0	0	0	0	0	0	0	2	2.0
02	SIPLES, CJ	11-0	98	8.9	7-19	.368	2-12	.167	2-4	.500	2	11	13	1.2	13	0	15	10	0	5	18	1.6
13	BROWN, LeSean	5-0	20	4.0	1-3	.333	0-2	.000	3-4	.750	1	0	1	0.2	2	0	0	0	0	0	5	1.0
11	AKAYA, Ameka	2-0	8	4.0	1-2	.500	0-0	.000	0-0	.000	1	1	2	1.0	0	0	2	0	0	0	2	1.0
00	MORRIS, Caleb	6-0	41	6.8	2-16	.125	0-9	.000	2-4	.500	0	3	3	0.5	5	0	4	3	0	1	6	1.0
05	JOYCE, Chris	4-0	26	6.5	1-7	.143	1-4	.250	0-2	.000	1	2	3	0.8	3	0	4	1	0	1	3	0.8
23	BETTS, Kobi	1-0	3	3.0	0-0	.000	0-0	.000	0-0	.000	0	1	1	1.0	0	0	0	0	0	0	0	0.0
Team											12	13	25	2								
Total.....		12	2400		284-672	.423	93-288	.323	169-226	.748	121	280	401	33.4	216	1	174	165	22	75	830	69.2
Opponents.....		12	2400		283-623	.454	113-295	.383	144-201	.716	94	292	386	32.2	231	-	157	188	35	77	823	68.6

TEAM STATISTICS	AF	OPP	Date	Opponent	Score	Att.
SCORING	830	823	11/12/17	TEXAS STATE	w 65-57	1511
Points per game	69.2	68.6	11/14/17	CANISIUS	w 93-79	1002
Scoring margin	+0.6	-	11/20/17	UAPB	w 57-47	1355
FIELD GOALS-ATT	284-672	283-623	11/21/17	PACIFIC	L 71-83	1510
Field goal pct	.423	.454	11/26/17	at Colorado	L 69-81	7427
3 POINT FG-ATT	93-288	113-295	11-29-17	at Indiana State	L 64-74	3797
3-point FG pct	.323	.383	12/2/17	at Denver	w 61-59	1401
3-pt FG made per game	7.8	9.4	12/4/17	WESTERN STATE	w 79-67	1535
FREE THROWS-ATT	169-226	144-201	12/6/17	ABILENE CHRISTIAN	L 58-62	1602
Free throw pct	.748	.716	12/08/17	at UC Riverside	L 48-67	899
F-Throws made per game	14.1	12.0	12/17/17	vs ARMY	L 54-79	1010
REBOUNDS	401	386	12/22/17	JOHNSON AND WALES	w 111-68	1818
Rebounds per game	33.4	32.2	* - Conference game			
Rebounding margin	+1.3	-				
ASSISTS	174	157				
Assists per game	14.5	13.1				
TURNOVERS	165	188				
Turnovers per game	13.8	15.7				
Turnover margin	+1.9	-				
Assist/turnover ratio	1.1	0.8				
STEALS	75	77				
Steals per game	6.3	6.4				
BLOCKS	22	35				
Blocks per game	1.8	2.9				
ATTENDANCE	10333	14534				
Home games-Avg/Game	7-1476	4-3381				
Neutral site-Avg/Game	-	1-1010				

Score by Periods	1st	2nd	Totals
Air Force	395	435	830
Opponents	411	412	823

AIR FORCE RESULTS - LEADERS

THE STAT CREW SYSTEM Air Force Season Schedule/Results & Leaders (as of Dec 22, 2017) All games

RECORD:	OVERALL	HOME	AWAY	NEUTRAL
ALL GAMES	6-6	5-2	1-3	0-1
CONFERENCE	0-0	0-0	0-0	0-0
NON-CONFERENCE	6-6	5-2	1-3	0-1

Date	Opponent	Score	Att.	High Points	High Rebounds
11/12/17	TEXAS STATE	W 65-57	1511	(13)LYONS, Trevor	(6)SWAN, Ryan
				(13)LOUDER, Pervis	(6)LYONS, Trevor
11/14/17	CANISIUS	W 93-79	1002	(18)SCOTTIE, Lavelle	(6)LYONS, Trevor
11/20/17	UAPB	W 57-47	1355	(20)MANNING, Ryan	(7)MANNING, Ryan
					(7)LYONS, Trevor
11/21/17	PACIFIC	71-83 L	1510	(15)SCOTTIE, Lavelle	(5)VAN SOELEN, Keaton
					(5)TOOHEY, Frank
					(5)MANNING, Ryan
11/26/17	at Colorado	69-81 L	7427	(17)MANNING, Ryan	(5)MANNING, Ryan
11-29-17	at Indiana State	64-74 L	3797	(15)SCOTTIE, Lavelle	(7)TOOHEY, Frank
12/2/17	at Denver	W 61-59	1401	(19)MANNING, Ryan	(6)LYONS, Trevor
12/4/17	WESTERN STATE	W 79-67	1535	(27)SCOTTIE, Lavelle	(7)LOUDER, Pervis
12/6/17	ABILENE CHRISTIAN	58-62 L	1602	(13)LYONS, Trevor	(7)LYONS, Trevor
					(7)LOUDER, Pervis
12/08/17	at UC Riverside	48-67 L	899	(16)SWAN, Ryan	(7)MANNING, Ryan
12/17/17	vs ARMY	54-79 L	1010	(18)LYONS, Trevor	(10)TOOHEY, Frank
12/22/17	JOHNSON AND WALES	W 111-68	1818	(22)DEWANE, Jonathan	(6)SCOTTIE, Lavelle
					(6)TOOHEY, Frank

* - Conference game

Attendance Summary	Games	Attend	Avg/Game
Home	7	10333	1476
Away	4	13524	3381
Neutral	1	1010	1010
Total	12	24867	2072

AIR FORCE POINTS - REBOUNDS - ASSISTS

			0	1	2	4	5	11	12	13	15	20
Opponent	Date	Score	Caleb Morris	Dane Norman	CJ Siples	Sid Tomes	Chris Joyce	Ameka Akaya	Lavelle Scottie	LaSean Brown	Jacob Van	Trevor Lyons
Texas State	11-12	W 65-57	DNP	4-3-0	7-2-1	3-1-1	DNP	DNP	5-3-3	DNP	1-1-1	13-6-4
Canisius	11-14	W 93-79	0-0-0	5-4-0	0-1-2	8-4-1	DNP	DNP	18-4-2	DNP	13-2-1	12-6-3
Ak-Pine Bluff	11-20	W 57-47	0-0-0	0-0-1	0-1-1	6-3-1	DNP	DNP	8-5-0	DNP	3-2-0	11-7-3
Pacific	11-21	L 71-83	2-0-1	14-4-0	0-1-4	6-3-1	0-1-1	DNP	15-4-0	0-0-0	0-0-3	12-4-5
at Colorado	11-26	L 69-81	DNP	5-0-1	0-0-1	2-0-5	DNP	DNP	2-2-0	DNP	4-0-0	9-3-2
at Indiana State	11-29	L 64-74	DNP	1-1-0	0-1-0	4-1-0	DNP	DNP	15-4-1	DNP	0-0-0	9-3-1
at Denver	12-2	W 61-59	DNP	2-3-1	4-2-0	2-2-0	DNP	DNP	6-3-2	DNP	0-0-0	5-6-3
Western State	12-4	W 79-67	DNP	0-1-1	0-0-0	11-0-0	DNP	DNP	27-3-3	DNP	2-0-0	0-5-4
Abilene Christian	12-6	L 58-62	DNP	0-1-0	3-1-0	DNP	DNP	DNP	12-3-2	0-0-0	0-0-1	13-7-1
at UC-Riverside	12-8	L 48-67	0-0-1	0-0-0	DNP	0-1-1	0-2-1	0-0-0	4-3-4	0-0-0	0-1-1	14-5-0
Army (N)	12-17	L 54-79	0-0-0	0-0-0	0-2-1	2-2-0	0-0-0	DNP	0-6-0	0-0-0	14-3-1	18-2-2
JWU	12-22	W 111-68	4-3-2	2-1-0	4-2-5	8-3-1	3-0-2	2-2-2	12-6-1	5-1-0	6-2-4	0-3-3
at New Mexico*	12-27											
at Fresno State*	12-30											
Nevada*	1-6											
UNLV*	1-10											
at San Jose St.*	1-13											
at Colorado St.*	1-17											
Fresno State*	1-20											
at Utah State*	1-24											
Boise State*	1-27											
at San Diego St.*	2-3											
Colorado St.*	2-6											
New Mexico*	2-10											
at UNLV*	2-14											
at Boise State*	2-17											
San Diego St.*	2-21											
Utah State*	2-24											
at Wyoming*	2-28											
San Jose St.*	3-2											

			22	23 24	2530	3233	34	35	44			
Opponent	Date	Score	Pervis Louder	Kobi Betts	Charles O'Brian	Bryce Hughes	Jonathan DeWane	Ryan Manning	Frank Toohey	Ryan Swan	James Edwards	Keaton Van Soelen
Texas State	11-12	W 65-57	13-4-4	DNP	DNP	DNP	0-0-0	7-3-1	5-0-0	7-6-1	DNP	DNP
Canisius	11-14	W 93-79	DNP	DNP	DNP	DNP	DNP	15-3-3	13-4-1	9-4-1	DNP	DNP
Ak-Pine Bluff	11-20	W 57-47	DNP	DNP	DNP	DNP	DNP	20-7-0	4-5-3	1-4-1	DNP	4-3-1
Pacific	11-21	L 71-83	DNP	DNP	DNP	DNP	DNP	9-5-1	9-5-1	0-0-0	DNP	6-5-3
at Colorado	11-26	L 69-81	7-1-2	DNP	DNP	DNP	DNP	17-5-2	15-4-1	6-4-0	DNP	2-2-2
at Indiana State	11-29	L 64-74	10-2-2	DNP	DNP	DNP	DNP	12-6-1	10-7-3	2-2-1	DNP	1-1-1
at Denver	12-2	W 61-59	14-0-1	DNP	DNP	DNP	0-0-0	19-5-0	6-3-2	3-4-1	DNP	0-1-1
Western State	12-4	W 79-67	15-7-6	DNP	DNP	DNP	3-1-0	10-2-0	2-0-0	8-4-2	DNP	1-1-0
Abilene Christian	12-6	W 58-62	4-7-3	DNP	DNP	DNP	DNP	6-5-1	4-2-2	8-5-3	DNP	8-2-2
at UC-Riverside	12-8	L 48-67	0-0-1	DNP	DNP	DNP	5-2-0	7-7-0	DNP	16-3-1	DNP	2-0-0
Army (N)	12-17	L 54-79	0-4-0	DNP	DNP	DNP	0-1-0	12-9-2	7-10-3	1-2-0	DNP	0-2-0
JWU	12-22	W 111-68	4-2-0	0-1-0	4-1-0	2-1-0	22-4-1	3-2-0	12-6-3	4-2-1	2-0-0	12-2-1
at New Mexico*	12-27											
at Fresno State*	12-30											
Nevada*	1-6											
UNLV*	1-10											
at San Jose St.*	1-13											
at Colorado St.*	1-17											
Fresno State*	1-20											
at Utah State*	1-24											
Boise State*	1-27											
at San Diego St.*	2-3											
Colorado St.*	2-6											
New Mexico*	2-10											
at UNLV*	2-14											
at Boise State*	2-17											
San Diego St.*	2-21											
Utah State*	2-24											
at Wyoming*	2-28											
San Jose St.*	3-2											

AIR FORCE/OPPONENT HIGHS/LOWS

Air Force - TEAM GAME HIGHS

POINTS	111	JOHNSON AND WALES (12/22/17)
	93	CANISIUS (11/14/17)
	79	WESTERN STATE (12/4/17)
	71	PACIFIC (11/21/17)
	69	at Colorado (11/26/17)
FIELD GOALS MADE	43	JOHNSON AND WALES (12/22/17)
	30	WESTERN STATE (12/4/17)
FIELD GOAL ATTEMPTS	70	JOHNSON AND WALES (12/22/17)
	60	PACIFIC (11/21/17)
	60	TEXAS STATE (11/12/17)
FIELD GOAL PERCENTAGE	.614 (43-70)	JOHNSON AND WALES (12/22/17)
	.556 (30-54)	WESTERN STATE (12/4/17)
3 PT FIELD GOALS MADE	11	JOHNSON AND WALES (12/22/17)
	11	at Colorado (11/26/17)
3 PT FG ATTEMPTS	32	PACIFIC (11/21/17)
	30	vs ARMY (12/17/17)
3 PT FG PERCENTAGE	.450 (9-20)	WESTERN STATE (12/4/17)
	.429 (9-21)	CANISIUS (11/14/17)
FREE THROWS MADE	38	CANISIUS (11/14/17)
	21	UAPB (11/20/17)
FREE THROW ATTEMPTS	41	CANISIUS (11/14/17)
	27	UAPB (11/20/17)
FREE THROW PERCENTAGE	.927 (38-41)	CANISIUS (11/14/17)
	.889 (8-9)	at Colorado (11/26/17)
REBOUNDS	46	JOHNSON AND WALES (12/22/17)
	46	vs ARMY (12/17/17)
ASSISTS	26	JOHNSON AND WALES (12/22/17)
	20	PACIFIC (11/21/17)
STEALS	11	TEXAS STATE (11/12/17)
	9	JOHNSON AND WALES (12/22/17)
BLOCKED SHOTS	4	CANISIUS (11/14/17)
	3	vs ARMY (12/17/17)
	3	PACIFIC (11/21/17)
	3	TEXAS STATE (11/12/17)
TURNOVERS	21	vs ARMY (12/17/17)
	20	ABILENE CHRISTIAN (12/6/17)
	20	at Indiana State (11-29-17)
FOULS	26	PACIFIC (11/21/17)
	21	TEXAS STATE (11/12/17)

Opponent - GAME HIGHS

POINTS	83	PACIFIC (11/21/17)
	81	at Colorado (11/26/17)
	79	vs ARMY (12/17/17)
	79	CANISIUS (11/14/17)
	74	at Indiana State (11-29-17)
FIELD GOALS MADE	27	CANISIUS (11/14/17)
	26	vs ARMY (12/17/17)
	26	at Colorado (11/26/17)
FIELD GOAL ATTEMPTS	63	CANISIUS (11/14/17)
	61	vs ARMY (12/17/17)
FIELD GOAL PERCENTAGE	.532 (25-47)	at UC Riverside (12/08/17)
	.511 (24-47)	PACIFIC (11/21/17)
3 PT FIELD GOALS MADE	16	vs ARMY (12/17/17)
	11	at Denver (12/2/17)
	11	at Indiana State (11-29-17)
	11	CANISIUS (11/14/17)
3 PT FG ATTEMPTS	35	CANISIUS (11/14/17)
	31	vs ARMY (12/17/17)
	31	at Indiana State (11-29-17)
3 PT FG PERCENTAGE	.529 (9-17)	PACIFIC (11/21/17)
	.516 (16-31)	vs ARMY (12/17/17)
FREE THROWS MADE	26	PACIFIC (11/21/17)
	19	at Colorado (11/26/17)
FREE THROW ATTEMPTS	36	PACIFIC (11/21/17)
	20	at Colorado (11/26/17)
FREE THROW PERCENTAGE	.950 (19-20)	at Colorado (11/26/17)
	.875 (14-16)	CANISIUS (11/14/17)
REBOUNDS	42	at Colorado (11/26/17)
	37	vs ARMY (12/17/17)
	37	at UC Riverside (12/08/17)
	37	at Denver (12/2/17)
	37	PACIFIC (11/21/17)
ASSISTS	18	vs ARMY (12/17/17)
	17	at Colorado (11/26/17)
STEALS	12	at Indiana State (11-29-17)
	10	vs ARMY (12/17/17)
BLOCKED SHOTS	6	at UC Riverside (12/08/17)
	5	PACIFIC (11/21/17)
	5	UAPB (11/20/17)
TURNOVERS	23	at Denver (12/2/17)
	20	TEXAS STATE (11/12/17)
FOULS	29	CANISIUS (11/14/17)
	24	UAPB (11/20/17)

Air Force - GAME LOWS

POINTS	48	at UC Riverside (12/08/17)
	54	vs ARMY (12/17/17)
	57	UAPB (11/20/17)
	58	ABILENE CHRISTIAN (12/6/17)
	61	at Denver (12/2/17)
FIELD GOALS MADE	14	vs ARMY (12/17/17)
	15	UAPB (11/20/17)
FIELD GOAL ATTEMPTS	50	CANISIUS (11/14/17)
	50	UAPB (11/20/17)
FIELD GOAL PERCENTAGE	.246 (14-57)	vs ARMY (12/17/17)
	.300 (15-50)	UAPB (11/20/17)
3 PT FIELD GOALS MADE	3	ABILENE CHRISTIAN (12/6/17)
	5	at UC Riverside (12/08/17)
3 PT FG ATTEMPTS	17	at Indiana State (11-29-17)
	18	ABILENE CHRISTIAN (12/6/17)
3 PT FG PERCENTAGE	.167 (3-18)	ABILENE CHRISTIAN (12/6/17)
	.185 (5-27)	at UC Riverside (12/08/17)
FREE THROWS MADE	5	ABILENE CHRISTIAN (12/6/17)
	7	TEXAS STATE (11/12/17)
FREE THROW ATTEMPTS	8	ABILENE CHRISTIAN (12/6/17)
	9	TEXAS STATE (11/12/17)
	9	at Colorado (11/26/17)
FREE THROW PERCENTAGE	.529 (9-17)	at UC Riverside (12/08/17)
	.556 (10-18)	WESTERN STATE (12/4/17)
REBOUNDS	21	at Colorado (11/26/17)
	25	WESTERN STATE (12/4/17)
ASSISTS	9	vs ARMY (12/17/17)
	10	at Indiana State (11-29-17)
	10	at UC Riverside (12/08/17)
STEALS	4	at Denver (12/2/17)
	5	UAPB (11/20/17)
	5	PACIFIC (11/21/17)
	5	WESTERN STATE (12/4/17)
	5	ABILENE CHRISTIAN (12/6/17)
	5	vs ARMY (12/17/17)
BLOCKED SHOTS	0	at Denver (12/2/17)
	1	UAPB (11/20/17)
	1	at Colorado (11/26/17)
	1	at Indiana State (11-29-17)
	1	WESTERN STATE (12/4/17)
	1	JOHNSON AND WALES (12/22/17)
TURNOVERS	8	at UC Riverside (12/08/17)
	8	JOHNSON AND WALES (12/22/17)
FOULS	12	UAPB (11/20/17)
	14	ABILENE CHRISTIAN (12/6/17)

Opponent - GAME LOWS

POINTS	47	UAPB (11/20/17)
	57	TEXAS STATE (11/12/17)
	59	at Denver (12/2/17)
	62	ABILENE CHRISTIAN (12/6/17)
	67	WESTERN STATE (12/4/17)
	67	at UC Riverside (12/08/17)
FIELD GOALS MADE	19	UAPB (11/20/17)
	19	at Denver (12/2/17)
FIELD GOAL ATTEMPTS	44	TEXAS STATE (11/12/17)
	44	at Denver (12/2/17)
FIELD GOAL PERCENTAGE	.396 (19-48)	UAPB (11/20/17)
	.414 (24-58)	JOHNSON AND WALES (12/22/17)
3 PT FIELD GOALS MADE	5	TEXAS STATE (11/12/17)
	5	UAPB (11/20/17)
3 PT FG ATTEMPTS	13	TEXAS STATE (11/12/17)
	17	PACIFIC (11/21/17)
3 PT FG PERCENTAGE	.263 (5-19)	UAPB (11/20/17)
	.304 (7-23)	at UC Riverside (12/08/17)
FREE THROWS MADE	4	UAPB (11/20/17)
	7	ABILENE CHRISTIAN (12/6/17)
FREE THROW ATTEMPTS	8	UAPB (11/20/17)
	11	WESTERN STATE (12/4/17)
FREE THROW PERCENTAGE	.467 (7-15)	ABILENE CHRISTIAN (12/6/17)
	.500 (4-8)	UAPB (11/20/17)
REBOUNDS	21	JOHNSON AND WALES (12/22/17)
	24	ABILENE CHRISTIAN (12/6/17)
ASSISTS	8	TEXAS STATE (11/12/17)
	8	UAPB (11/20/17)
STEALS	1	at Colorado (11/26/17)
	4	TEXAS STATE (11/12/17)
	4	at Denver (12/2/17)
BLOCKED SHOTS	1	WESTERN STATE (12/4/17)
	1	vs ARMY (12/17/17)
	1	JOHNSON AND WALES (12/22/17)
TURNOVERS	12	at UC Riverside (12/08/17)
	12	JOHNSON AND WALES (12/22/17)
FOULS	14	TEXAS STATE (11/12/17)
	16	at Colorado (11/26/17)
	16	ABILENE CHRISTIAN (12/6/17)
	16	at UC Riverside (12/08/17)

AIR FORCE/OPPONENT INDIVIDUAL HIGHS

Air Force - INDIVIDUAL GAME HIGHS

Points	27	SCOTTIE, Lavelle vs Western State (12/4/17)
	22	DEWANE, Jonathan vs Johnson and Wales (12/22/17)
	20	MANNING, Ryan vs UAPB (11/20/17)
	19	MANNING, Ryan at Denver (12/2/17)
	18	LYONS, Trevor vs ARMY (12/17/17)
	18	SCOTTIE, Lavelle vs Canisius (11/14/17)
Field Goals Made	11	SCOTTIE, Lavelle vs Western State (12/4/17)
	10	DEWANE, Jonathan vs Johnson and Wales (12/22/17)
Field Goal Att.	15	MANNING, Ryan vs UAPB (11/20/17)
	14	SCOTTIE, Lavelle vs Western State (12/4/17)
	14	MANNING, Ryan at Denver (12/2/17)
	14	MANNING, Ryan at Colorado (11/26/17)
FG Pct (min 5 made)	1.000 (5-5)	TOOHEY, Frank vs Johnson and Wales (12/22/17)
	1.000 (5-5)	LOUDER, Pervis vs Western State (12/4/17)
3-Point FG Made	5	MANNING, Ryan at Colorado (11/26/17)
	4	LYONS, Trevor vs ARMY (12/17/17)
3-Point FG Att.	11	MANNING, Ryan at Colorado (11/26/17)
	8	MANNING, Ryan at UC Riverside (12/08/17)
	8	MANNING, Ryan at Denver (12/2/17)
	8	MANNING, Ryan vs UAPB (11/20/17)
3-Pt FG Pct (min 2 made)	1.000 (3-3)	TOMES, Sid vs Western State (12/4/17)
	1.000 (3-3)	TOOHEY, Frank at Colorado (11/26/17)
	1.000 (2-2)	VAN, Jacob vs Johnson and Wales (12/22/17)
	1.000 (2-2)	TOOHEY, Frank vs Johnson and Wales (12/22/17)
	1.000 (2-2)	VAN, Jacob vs ARMY (12/17/17)
	1.000 (2-2)	SWAN, Ryan vs Abilene Christian (12/6/17)
	1.000 (2-2)	LYONS, Trevor vs Texas State (11/12/17)
Free Throws Made	9	VAN, Jacob vs Canisius (11/14/17)
	8	SCOTTIE, Lavelle vs Canisius (11/14/17)
Free Throw Att.	9	VAN, Jacob vs Canisius (11/14/17)
	8	LYONS, Trevor vs Canisius (11/14/17)
	8	SCOTTIE, Lavelle vs Canisius (11/14/17)
FT Pct (min 3 made)	1.000 (9-9)	VAN, Jacob vs Canisius (11/14/17)
	1.000 (8-8)	SCOTTIE, Lavelle vs Canisius (11/14/17)
	1.000 (6-6)	TOOHEY, Frank vs Canisius (11/14/17)
	1.000 (6-6)	MANNING, Ryan vs Canisius (11/14/17)
	1.000 (4-4)	TOOHEY, Frank vs ARMY (12/17/17)
	1.000 (4-4)	LYONS, Trevor vs UAPB (11/20/17)
	1.000 (4-4)	SCOTTIE, Lavelle vs UAPB (11/20/17)
	1.000 (4-4)	MANNING, Ryan vs UAPB (11/20/17)
	1.000 (3-3)	TOOHEY, Frank vs Texas State (11/12/17)
Rebounds	10	TOOHEY, Frank vs ARMY (12/17/17)
	9	MANNING, Ryan vs ARMY (12/17/17)
Assists	6	LOUDER, Pervis vs Western State (12/4/17)
	5	SIPLES, CJ vs Johnson and Wales (12/22/17)
	5	TOMES, Sid at Colorado (11/26/17)
	5	LYONS, Trevor vs Pacific (11/21/17)
Steals	3	VAN, Jacob vs Johnson and Wales (12/22/17)
	3	DEWANE, Jonathan vs Johnson and Wales (12/22/17)
	3	LYONS, Trevor vs ARMY (12/17/17)
	3	LYONS, Trevor at Colorado (11/26/17)
	3	LYONS, Trevor vs Pacific (11/21/17)
Blocked Shots	2	SWAN, Ryan vs ARMY (12/17/17)
	2	DEWANE, Jonathan at UC Riverside (12/08/17)
	2	SCOTTIE, Lavelle vs Pacific (11/21/17)
	2	SCOTTIE, Lavelle vs Canisius (11/14/17)
	2	SWAN, Ryan vs Texas State (11/12/17)
Turnovers	5	MANNING, Ryan vs Abilene Christian (12/6/17)
	4	VAN, Jacob vs ARMY (12/17/17)
	4	LOUDER, Pervis vs ARMY (12/17/17)
	4	LYONS, Trevor vs ARMY (12/17/17)
	4	SCOTTIE, Lavelle at Denver (12/2/17)
	4	LYONS, Trevor at Indiana State (11-29-17)
	4	SCOTTIE, Lavelle at Indiana State (11-29-17)
	4	TOMES, Sid vs Pacific (11/21/17)
	4	VAN, Jacob vs UAPB (11/20/17)
	4	TOOHEY, Frank vs Canisius (11/14/17)
Fouls	5	LOUDER, Pervis at Colorado (11/26/17)
	4	LOUDER, Pervis vs ARMY (12/17/17)
	4	TOOHEY, Frank vs Western State (12/4/17)
	4	LOUDER, Pervis at Denver (12/2/17)
	4	TOOHEY, Frank at Indiana State (11-29-17)
	4	TOOHEY, Frank at Colorado (11/26/17)
	4	TOMES, Sid vs Pacific (11/21/17)
	4	VAN SOELEN, Keaton vs Pacific (11/21/17)
	4	SIPLES, CJ vs Pacific (11/21/17)
	4	MANNING, Ryan vs UAPB (11/20/17)
	4	TOOHEY, Frank vs Canisius (11/14/17)
	4	TOOHEY, Frank vs Texas State (11/12/17)
Minutes	36	LYONS, Trevor at UC Riverside (12/08/17)
	36	LYONS, Trevor at Colorado (11/26/17)
	35	LYONS, Trevor at Indiana State (11-29-17)
	34	LYONS, Trevor at Denver (12/2/17)
	34	LYONS, Trevor vs UAPB (11/20/17)

OPPONENT INDIVIDUAL GAME HIGHS

Points	25	Barnes, Jordan at Indiana State (11-29-17)
	25	Scott, Brenton at Indiana State (11-29-17)
	25	King, George at Colorado (11/26/17)
	22	Martin, Dikymbe at UC Riverside (12/08/17)
	21	GALLINAT, Roberto vs Pacific (11/21/17)
Field Goals Made	10	Scott, Brenton at Indiana State (11-29-17)
	9	King, George at Colorado (11/26/17)
Field Goal Att.	19	Scott, Brenton at Indiana State (11-29-17)
	17	ROMERO III, Andrew vs Johnson and Wales (12/22/17)
FG Pct (min 5 made)	.833 (5-6)	HILL, Michael vs Western State (12/4/17)
	.800 (8-10)	Martin, Dikymbe at UC Riverside (12/08/17)
3-Point FG Made	6	Barnes, Jordan at Indiana State (11-29-17)
	5	King, George at Colorado (11/26/17)
3-Point FG Att.	12	Barnes, Jordan at Indiana State (11-29-17)
	11	MORRISON,LUKE vs ARMY (12/17/17)
3-Pt FG Pct (min 2 made)	1.000 (4-4)	FOX,JORDAN vs ARMY (12/17/17)
	1.000 (4-4)	Martin, Dikymbe at UC Riverside (12/08/17)
Free Throws Made	11	REYNOLDS, Miles vs Pacific (11/21/17)
	8	Wright, McKinley at Colorado (11/26/17)
Free Throw Att.	14	REYNOLDS, Miles vs Pacific (11/21/17)
	9	Barnes, Jordan at Indiana State (11-29-17)
FT Pct (min 3 made)	1.000 (8-8)	Wright, McKinley at Colorado (11/26/17)
	1.000 (6-6)	CRUMPTON, Jermaine vs Canisius (11/14/17)
	1.000 (4-4)	Holtzmann, Jake at Denver (12/2/17)
	1.000 (3-3)	Jackson, James at UC Riverside (12/08/17)
Rebounds	15	King, George at Colorado (11/26/17)
	12	Dijkstra, Menno at UC Riverside (12/08/17)
Assists	6	Rosga,Joe at Denver (12/2/17)
	6	SMALL, Kendall vs Pacific (11/21/17)
Steals	4	FOX,JORDAN vs ARMY (12/17/17)
	4	FRANKLIN, Jaylen vs Abilene Christian (12/6/17)
Blocked Shots	3	TOWNES, Anthony vs Pacific (11/21/17)
	2	Dijkstra, Menno at UC Riverside (12/08/17)
	2	Diallo, Idy at UC Riverside (12/08/17)
	2	KOHL, Kolton vs Abilene Christian (12/6/17)
	2	Scott, Brenton at Indiana State (11-29-17)
	2	OKONKWO, Namdi vs Pacific (11/21/17)
	2	STEEN, Trent vs UAPB (11/20/17)
	2	KING, Immanuel vs Texas State (11/12/17)
Turnovers	7	HARDING, Quincy vs Western State (12/4/17)
	7	SMALL, Kendall vs Pacific (11/21/17)
Fouls	5	SHARPLEY, Bryson vs Johnson and Wales (12/22/17)
	5	Rosga,Joe at Denver (12/2/17)
	5	MOLSON, Takal vs Canisius (11/14/17)

GAME-BY-GAME STATISTICS

Team	FG-A	Pct.	3FG-A	Pct.	FT-A	Pct.	O-D-Reb	PF	Points	Ast-TO	Bl-St
AIR FORCE	25-60	41.7	8-20	40.0	7-9	77.8	10-20-30	21	33-32-65	16-11	3-11
Texas State	20-44	45.5	5-13	38.5	12-17	70.6	7-26-33	14	24-33-57	8-20	3-4
AIR FORCE	23-50	46.0	9-21	42.9	38-41	92.7	11-23-34	20	43-50-93	14-14	4-6
Canisius	27-63	42.9	11-35	31.4	14-16	87.5	14-17-31	29	38-41-79	13-14	2-5
AIR FORCE	15-50	30.0	6-22	27.3	21-27	77.8	15-28-43	12	24-33-57	11-13	1-5
UAPB	19-48	39.6	5-19	26.3	4-8	50.0	5-24-29	24	23-24-47	8-15	5-8
AIR FORCE	23-60	38.3	9-32	28.1	16-22	72.7	13-20-33	26	29-42-71	20-13	3-5
Pacific	24-47	51.1	9-17	52.9	9-28	72.2	9-28-37	18	47-36-83	15-15	5-8
AIR FORCE	25-58	43.1	11-26	32.4	8-9	88.9	4-17-21	20	34-35-69	16-10	1-7
@Colorado	26-54	48.1	10-26	38.5	19-20	95.0	12-30-42	16	33-48-81	17-15	3-1
AIR FORCE	23-51	45.1	6-17	35.3	12-18	66.7	9-21-30	17	29-35-64	10-20	1-7
@Indiana State	25-54	46.3	11-31	35.5	13-18	72.2	9-22-31	17	33-41-74	12-17	2-12
AIR FORCE	21-55	38.2	12-17	25.0	12-17	70.6	8-22-30	20	27-34-61	15-23	2-4
@Denver	19-44	43.2	11-26	42.3	10-16	66.7	7-30-37	20	38-21-59	15-23	2-4
AIR FORCE	30-54	55.6	9-20	45.0	10-18	55.6	4-21-25	17	33-46-79	16-13	1-5
Western State	25-49	51.0	9-24	37.5	8-11	72.7	4-23-27	22	46-21-67	13-19	1-6
AIR FORCE	25-51	49.0	3-18	16.7	5-8	62.5	5-28-33	14	24-34-58	15-20	2-5
Abilene Christian	23-54	42.6	9-25	36.0	7-15	46.7	7-17-24	16	27-35-62	11-13	4-8
AIR FORCE	17-56	30.4	5-27	18.5	9-17	52.9	10-20-30	16	26-22-48	10-8	2-6
@UC Riverside	25-47	53.2	7-23	30.4	10-15	66.7	4-33-37	16	34-33-67	16-12	6-5
AIR FORCE	14-57	24.6	9-30	30.0	17-22	77.3	19-27-46	18	31-23-54	9-21	3-5
(N) Army	26-61	42.6	16-31	51.6	11-14	78.6	11-26-37	22	40-39-79	18-13	1-10
AIR FORCE	43-70	61.4	11-27	40.7	14-18	77.8	13-33-46	15	62-49-111	26-8	1-9
Johnson&Wales	24-58	41.4	10-25	40.0	10-16	62.5	5-16-21	17	28-40-68	11-12	1-6

MISCELLANEOUS STATISTICS

Starting Lineups

Guard	Guard	Forward	Forward	Center	Total	Games	Record
Lyons	Van	Louder (G)	Scottie	Toohey	1	1	1-0
Lyons	Van	Manning	Scottie	Toohey	3	2-4	2-1
Lyons	Louder	Manning	Scottie	Toohey	3	5-6, 9	0-3
Lyons	Tomes	Manning	Scottie	Toohey	4	7-8, 11-12	3-1
Lyons	Tomes	Manning	Scottie	Swan	1	10	0-1

Margin of Victory/Defeat

Margin	1	2	3	4	5	6	7	8	9	10	11-15	16-19	20-24	25+
Wins	0	1	0	0	0	0	0	1	0	1	2	0	0	1
Losses	0	0	0	1	0	0	0	0	0	1	2	1	0	1

Team Notes

Biggest Lead	43, JWU
(MW).....	
Biggest Deficit	27, Army
(MW).....	
Biggest Lead/Win	43, JWU
(MW).....	
Biggest Lead/Loss	4, Colorado
(MW).....	
Biggest Deficit Overcome	23, WSC
(MW).....	
Biggest Halftime Lead	34, JWU
(MW).....	
Biggest Halftime Deficit	18, Pacific
(MW).....	
Most Points Half	62, JWU(1)
(MW).....	
Most Pts Allowed Half	48, Colorado(2)
(MW).....	
Fewest Points Half	23, Army(2)
(MW).....	
Fewest Pts Allowed Half	21, WSC(2)
(MW).....	

Individual Highs

10-Plus Points	17-18	Career
Ryan Manning	7	16
Trevor Lyons	7	37
Lavelle Scottie	6	14
Pervis Louder	4	9
Frank Toohey	4	28
Jacob Van	2	27
Ryan Swan	1	1
Jonathan DeWane	1	1
Keaton Van Soelen	1	1
Dane Norman	1	2
Sid Tomes	1	2
CJ Siples	0	8

20-Plus Points

17-18	Career
Lavelle Scottie	1
Ryan Manning	1
Jonathan DeWane	1
Jacob Van	0
Trevor Lyons	0
Frank Toohey	0
CJ Siples	0

10-Plus Rebounds

17-18	Career
Frank Toohey	1
	3

Points Leader*

17-18	Career
Lavelle Scottie	4
Ryan Manning	3
Trevor Lyons	3
Pervis Louder	1
Ryan Swan	1
Jonathan DeWane	1
Frank Toohey	0
Jacob Van	0
Sid Tomes	0
CJ Siples	0

Rebounds Leader*

17-18	Career
Trevor Lyons	5
Ryan Manning	4
Frank Toohey	4
Pervis Louder	2
Ryan Swan	1
Keaton Van Soelen	1
Lavelle Scottie	1
Dane Norman	0
Jacob Van	0
C.J. Siples	0

Assists Leader*

17-18	Career
Trevor Lyons	5
Pervis Louder	3
Frank Toohey	3
Ryan Manning	1
Sid Tomes	1
Ryan Swan	1
Lavelle Scottie	1
C.J. Siples	1
Jacob Van	0
Caleb Morris	0
Dane Norman	0

* - Includes ties

Miscellaneous

Double-Doubles

17-18	Career
Frank Toohey	0
	2

Multiple players in double figures

# of Players	#	Most Recent
One player		
Two players	6	UC Riverside
Three players	2	Army
Four players	3	Johnson & Wales
Five players	1	Canisius

Air Force Record when....

Leading at the half.....	4-1
Trailing at the half.....	2-5
Tied at the half.....	0-0

Leading with 10:00 remaining.....	4-0
Trailing with 10:00 remaining.....	1-6
Tied with 10:00 remaining.....	1-0

Leading with 5:00 remaining.....	5-0
Trailing with 5:00 remaining.....	1-6
Tied with 5:00 remaining.....	0-0

Overtime games.....	0-0
---------------------	-----

Air Force out-rebounds opponent.....	3-2
Air Force out-rebounded.....	3-4
Rebounds tied.....	0-0

Air Force commits more TOs.....	0-3
Opponent commits more TOs.....	5-3
Turnovers tied.....	1-0

Air Force out-shoots opponent.....	3-1
Air Force out-shot by opponent.....	3-5
FG percentage tied.....	0-0

Air Force scores less than 50:.....	0-1
Air Force scores 50-59.....	1-2
Air Force scores 60-69.....	2-2
Air Force scores 70-79.....	1-1
Air Force scores 80-89.....	0-0
Air Force scores 90-99.....	1-0
Air Force scores 100 or more.....	1-0

Air Force allows less than 50:.....	1-0
Air Force allows 50-59.....	2-0
Air Force allows 60-69.....	2-2
Air Force allows 70-79.....	1-2
Air Force allows 80-89.....	0-2
Air Force allows 90-99.....	0-0
Air Force allows 100 or more.....	0-0

In November.....	3-3
In December.....	3-3
In January.....	0-0
In February.....	0-0
In March.....	0-0

On Monday.....	2-0
On Tuesday.....	1-1
On Wednesday.....	0-2
On Thursday.....	0-0
On Friday.....	1-1
On Saturday.....	1-0
On Sunday.....	1-2

2017-18 BOX SCORES

Official Basketball Box Score -- Game Totals -- Final Statistics Texas State vs Air Force 11/12/17 2:02 PM MT at Clune Arena, USAF Academy, Colo.

Texas State 57 • 0-1

#	Player	Total		3-Ptr		Rebounds		PF	TP	A	TO	Bk	Stl	Min
		FG-FGA	FG-FGA	FT-FTA	FT-FTA	Off Def	Off Def							
33	KING, Immanuel	1-1	0-0	7-8	2	2	2	4	4	9	0	0	2	20
35	PRLOVIC, Nedeljko	3-3	0-0	0-1	0	4	4	1	1	6	1	0	0	13
05	DAVIS, Marlin	2-5	1-1	0-0	0	1	1	1	1	5	2	0	0	31
18	BLOUNT, Tyler	3-6	1-3	0-0	0	1	1	2	2	7	0	0	0	14
22	PEARSON, Nijal	5-16	2-6	1-1	1	5	6	1	13	2	4	1	0	32
01	MILLER, Reggie	0-2	0-0	0-0	0	0	0	0	0	1	0	0	1	9
02	NOTTINGHAM, Tre	1-2	0-1	0-1	0	3	3	1	2	0	5	0	0	20
03	DUNCAN, Deris	1-1	1-1	0-0	0	1	1	0	0	3	0	1	0	8
04	ADAMS, Shelby	1-2	0-0	1-1	0	1	1	0	0	3	0	1	0	6
14	SCOTT, Quentin	0-2	0-0	1-2	1	0	1	0	1	0	0	0	0	3
23	PEACOCK, Alex	1-2	0-1	2-3	0	5	5	1	4	0	2	0	1	24
45	TERRY, Eric	2-2	0-0	0-0	2	2	4	3	4	2	5	0	0	20
Team		1	1	2										
Totals		20-44	5-13	12-17	7	26	33	14	57	8	20	3	4	200

FG % 1st Half: 9-19 47.4% 2nd half: 11-25 44.0% Game: 20-44 45.5%
3FG % 1st Half: 3-5 60.0% 2nd half: 2-9 25.0% Game: 5-13 38.5%
FT % 1st Half: 3-4 75.0% 2nd half: 9-13 69.2% Game: 12-17 70.6%

Deadball
Rebounds
2

Air Force 65 • 1-0

#	Player	Total		3-Ptr		Rebounds		PF	TP	A	TO	Bk	Stl	Min
		FG-FGA	FG-FGA	FT-FTA	FT-FTA	Off Def	Off Def							
12	SCOTTIE, Lavelle	2-11	1-4	0-0	1	2	3	3	5	3	1	0	2	26
33	TOOHEY, Frank	1-2	0-0	3-3	0	0	0	4	5	0	0	0	1	11
15	VAN, Jacob	0-2	0-1	1-2	0	1	1	0	1	1	0	0	1	18
28	LYONS, Trevor	5-8	2-2	1-1	0	6	6	1	13	4	1	0	1	31
22	LOUDB, Pervis	5-9	1-2	2-3	2	2	4	3	13	4	2	0	2	31
01	NORMAN, Dane	2-4	0-1	0-0	2	1	3	2	4	2	0	1	0	14
02	SIPLES, CJ	3-4	1-1	0-0	0	2	2	3	7	1	2	0	2	18
03	TOMES, Sid	1-4	1-3	0-0	0	1	0	1	0	3	1	0	0	7
03	DEWANE, Jonathan	0-1	0-0	0-0	0	0	0	0	0	0	0	0	0	3
33	MANNING, Ryan	3-7	1-5	0-0	1	2	3	2	7	1	2	1	1	15
34	SWAN, Ryan	3-8	1-1	0-0	3	3	6	7	1	1	2	1	2	26
Team		0	1	1										
Totals		25-60	8-20	7-9	10	20	30	21	65	16	11	3	11	200

FG % 1st Half: 14-37 37.8% 2nd half: 11-23 47.8% Game: 25-60 41.7%
3FG % 1st Half: 4-13 30.8% 2nd half: 4-7 57.1% Game: 8-20 40.0%
FT % 1st Half: 1-2 50.0% 2nd half: 6-7 85.7% Game: 7-9 77.8%

Deadball
Rebounds
1

Officials: Tom O'Neill, Larry Spaulding, Michael Greenstein
Technical fouls: Texas State=None, Air Force=None.
Attendance: 1511

Score by periods	1st	2nd	Total
Texas State	24	33	57
Air Force	33	32	65

Last FG - TXST 2nd-01:47, AF 2nd-03:40.
Largest lead - TXST by 2 1st-18:30, AF by 17 2nd-03:40.
TXST led for 01:14, AF led for 35:24. Game was tied for 03:22.

Score tied - 4 times.
Lead changed - 3 times.

Official Basketball Box Score -- Game Totals -- Final Statistics Canisius vs Air Force 11/14/17 5:05 PM MT at Clune Arena, USAF Academy, Colo.

Canisius 79 • 0-2

#	Player	Total		3-Ptr		Rebounds		PF	TP	A	TO	Bk	Stl	Min
		FG-FGA	FG-FGA	FT-FTA	FT-FTA	Off Def	Off Def							
02	CRUMPTON, Jermaine	6-11	2-5	6-6	1	2	3	4	20	0	1	0	0	24
04	WHITE, Jalanni	0-1	0-1	1-2	2	1	3	3	1	0	0	1	0	15
01	JOHNSON, Malik	4-9	0-4	2-3	0	2	2	2	10	5	2	0	1	31
13	REESE, Isaiah	5-11	4-7	0-0	0	4	4	4	14	4	1	0	1	29
15	MOLSON, Takal	3-6	1-3	0-0	0	1	1	5	7	4	2	1	1	23
03	SANKS, Jonathan	1-7	1-5	0-0	1	2	3	1	3	0	0	0	0	15
05	HEATH, D.J.	1-2	1-2	0-0	0	0	0	0	3	0	1	0	0	9
10	PLANINICKI, Selvedin	1-2	0-0	1-1	3	1	4	2	3	0	1	0	0	9
11	LOTTE, Marcele	1-2	0-0	0-0	0	0	0	0	2	2	0	1	0	16
21	FOLEY, Spencer	5-11	2-7	2-2	5	4	9	3	14	0	0	0	1	22
21	HITCHON, Scott	0-1	0-1	2-2	1	0	1	3	2	0	2	0	0	7
Team		1	0	1										
Totals		27-63	11-35	14-16	14	17	31	29	79	13	14	2	5	200

FG % 1st Half: 13-33 39.4% 2nd half: 14-30 46.7% Game: 27-63 42.9%
3FG % 1st Half: 4-17 23.5% 2nd half: 7-18 38.9% Game: 11-35 31.4%
FT % 1st Half: 8-10 80.0% 2nd half: 6-6 100.0 Game: 14-16 87.5%

Deadball
Rebounds
1

Air Force 93 • 2-0

#	Player	Total		3-Ptr		Rebounds		PF	TP	A	TO	Bk	Stl	Min
		FG-FGA	FG-FGA	FT-FTA	FT-FTA	Off Def	Off Def							
12	SCOTTIE, Lavelle	4-12	2-5	8-8	2	2	4	3	18	2	1	2	1	28
32	MANNING, Ryan	3-7	3-5	6-6	1	2	3	1	15	3	1	0	1	30
33	TOOHEY, Frank	3-6	1-3	6-6	3	1	4	4	13	1	4	0	1	25
15	VAN, Jacob	2-4	0-0	9-9	0	2	2	0	13	1	1	1	0	30
20	LYONS, Trevor	3-4	0-1	6-8	0	6	6	2	12	3	3	0	2	30
00	MORRIS, Caleb	0-0	0-0	0	0	0	0	1	0	0	0	0	0	1
01	NORMAN, Dane	2-4	1-3	0	0	2	2	4	5	0	0	0	0	12
02	SIPLES, CJ	0-1	0-0	0-0	0	1	1	3	2	2	1	0	0	10
03	TOMES, Sid	2-4	1-2	3-4	0	4	4	1	8	1	2	0	0	19
34	SWAN, Ryan	4-8	1-2	0	0	2	2	4	3	9	1	0	1	15
Team		1	1	2										
Totals		23-50	9-21	38-41	11	23	34	20	93	14	14	4	6	200

FG % 1st Half: 10-23 43.5% 2nd half: 13-27 48.1% Game: 23-50 46.0%
3FG % 1st Half: 4-11 36.4% 2nd half: 5-10 50.0% Game: 9-21 42.9%
FT % 1st Half: 19-22 86.4% 2nd half: 19-19 100.0 Game: 38-41 92.7%

Deadball
Rebounds
2

Officials: Mike Reed, Shawn Lehigh, Rob Kruger
Technical fouls: Canisius=REESE, Isaiah, Air Force=None.
Attendance: 1002

Score by periods	1st	2nd	Total
Canisius	38	41	79
Air Force	43	50	93

Points	In	Off	2nd	Fast
Canisius	28	10	9	4
AF	26	23	13	4

Last FG - CAN 2nd-00:55, AF 2nd-01:50.
Largest lead - CAN by 1 1st-12:26, AF by 15 2nd-08:44.
CAN led for 00:14, AF led for 37:30. Game was tied for 02:26.

Score tied - 2 times.
Lead changed - 2 times.

Official Basketball Box Score -- Game Totals -- Final Statistics UAPB vs Air Force 11/20/17 7:05 PM MT at Clune Arena, USAF Academy, Colo.

UAPB 47 • 0-5

#	Player	Total		3-Ptr		Rebounds		PF	TP	A	TO	Bk	Stl	Min
		FG-FGA	FG-FGA	FT-FTA	FT-FTA	Off Def	Off Def							
15	STEEN, Trent	1-3	0-0	0-0	1	4	5	4	2	0	5	2	1	20
35	HARPER, Travon	4-6	0-0	0-0	0	4	4	1	8	0	1	1	0	20
01	JACKSON, Charles	3-10	2-6	3-5	1	2	3	4	11	0	0	0	2	25
23	McNIGHT, Martaveous	6-15	2-7	1-3	1	2	3	4	11	3	3	0	0	36
30	POSEY, Cameron	1-2	0-1	0-0	0	2	2	1	2	0	0	0	1	13
00	WHITFIELD, Dwaun	0-0	0-0	0-0	0	0	0	0	0	0	1	0	0	4
03	McKINNEY, Kennedy	1-2	0-0	0-0	0	1	1	0	2	0	1	0	1	5
10	HARDY, Quamouri	0-1	0-0	0-0	0	0	2	2	0	1	1	0	1	10
12	BANYARD, Terrance	1-1	1-1	0-0	0	1	1	2	3	0	0	0	0	2
13	TOLIVER, Joe/Randle	0-4	0-4	0	1	2	3	1	0	1	1	0	0	7
14	WALLACE, Marcus	0-0	0-0	0-0	0	1	1	0	0	0	0	0	0	17
21	McDYESS, Artavious	2-2	0-0	0-0	0	4	4	0	4	1	0	1	1	16
25	ROBERTSON, Christian	0-1	0-0	0-0	0	0	0	0	4	0	1	0	1	13
52	TILLMAN, Davis	0-1	0-0	0-0	0	0	0	3	0	1	0	1	0	12
Team		1	1	2										
Totals		19-48	5-19	4-8	5	24	29	24	47	8	15	5	8	200

FG % 1st Half: 10-23 43.5% 2nd half: 9-25 36.0% Game: 19-48 39.6%
3FG % 1st Half: 1-7 14.3% 2nd half: 4-12 33.3% Game: 5-19 26.3%
FT % 1st Half: 2-4 50.0% 2nd half: 2-4 50.0% Game: 4-8 50.0%

Deadball
Rebounds
0

Air Force 57 • 3-0

#	Player		Total		3-Ptr		Rebounds		PF	TP	A	TO	Bk	Stl	Min
			FG-FGA	FG-FGA	FT-FTA	Off Def	Tot								
12	SCOTTIE, Lavelle	r	2-9	0-0	4-4	2	3	5	2	8	0	1	0	2	20
13	MANNING, Ryan	r	7-15	2-8	4-4	4	3	7	4	20	0	1	0	0	30
13	TOOHEY, Frank	r c	0-0	0-0	4-6	0	5	5	2	4	3	2	1	0	27
15	VAN, Jacob	r	1-6	1-4	0-0	0	2	2	0	3	0	4	0	0	27
16	LYONS, Trevor	g	3-5	1-2	4-4	1	6	7	2	11	3	0	0	0	34
00	MORRIS, Caleb		0-3	0-2	0-0	0	0	0	0	0	1	0	0	0	7
01	NORMAN, Dane		0-0	0-0	0-0	0	0	0	1	0	1	0	0	0	6
02	SIPLES, CJ		0-1	0-1	0-0	0	1	1	0	0	1	2	0	0	8
03	TOMES, Sid		2-4	2-4	0-2	0	3	3	1	6	1	0	0	1	14
34	SWAN, Ryan		0-1	0-1	1-2	1	3	4	0	1	1	0	0	0	13
44	VAN SOELEN, Keaton		0-2	0-0	4-5	2	1	3	0	4	1	1	0	1	14
	Team					5	1	6			1				
	Totals		15-50	6-22	21-27	15	28	43	12	57	11	13	1	5	200

2017-18 BOX SCORES

Official Basketball Box Score -- Game Totals -- Final Statistics

Air Force vs Denver
12/2/17 1 p.m. at Denver, Colo. (Magness Arena)

Air Force 61 • 4-3

#	Player	Total		3-Ptr		Rebounds		PF	TP	A	TO	Bk	Sl	Min
		FG-FGA	FG-FGA	FT-FTA	Off Def Tot	PF	TP							
12	SCOTTIE, Lavelle	2-6	1-4	1-2	0 3 3	6	2	4	0	0	0	0	0	27
33	MANNING, Ryan	6-14	3-8	4-5	2 3 5	3	19	0	1	0	1	0	1	26
33	TOOHEY, Frank	2-9	0-4	2-2	1 2 3	2	6	2	1	0	1	0	1	28
03	TOMES, Sid	1-3	0-2	0-0	0 2 2	1	2	0	1	0	1	0	1	19
20	LYONS, Trevor	1-7	0-2	3-5	0 6 6	2	5	3	1	0	0	0	0	34
01	NORMAN, Dane	1-2	0-1	0-0	0 3 3	1	2	1	1	0	0	0	0	10
02	SIPLES, CJ	2-3	0-1	0-0	1 1 2	0	4	0	1	0	0	0	0	9
15	VAN, Jacob	0-1	0-1	0-0	0 0 0	0	0	0	0	0	0	0	0	3
22	LOUDER, Pervis	5-7	2-4	2-3	0 0 0	4	14	1	1	0	0	0	0	22
30	DEWANE, Jonathan	0-0	0-0	0-0	0 0 0	0	0	0	0	0	0	0	0	1
34	SWAN, Ryan	1-3	1-1	0-0	2 2 4	3	3	1	1	0	1	0	1	12
44	VAN SOELEN, Keaton	0-0	0-0	0-0	1 0 1	1	0	1	2	0	0	0	0	9
Team														
Totals		21-55	7-28	12-17	8 22 30	20	61	11	14	0	4	0	0	200

FG % 1st Half: 8-24 33.3% 2nd half: 13-31 41.9% Game: 21-55 38.2%
3FG % 1st Half: 5-16 31.3% 2nd half: 2-12 16.7% Game: 7-28 25.0%
FT % 1st Half: 6-6 100.0% 2nd half: 6-11 54.5% Game: 12-17 70.6%

Denver 59 • 3-5

#	Player	Total		3-Ptr		Rebounds		PF	TP	A	TO	Bk	Sl	Min
		FG-FGA	FG-FGA	FT-FTA	Off Def Tot	PF	TP							
11	Krafka, Jake	2-3	1-2	3-4	0 4 4	2	8	5	2	1	0	0	0	31
44	Amigo, Daniel	5-10	0-1	1-5	3 6 9	2	11	6	3	1	1	0	1	36
02	Rosga, Joe	4-8	3-6	0-0	1 2 3	5	11	0	6	1	0	1	1	26
03	Pemberton, Jake	2-6	2-5	2-2	1 7 8	4	8	2	3	0	1	0	1	35
10	Holtzmann, Jake	2-8	2-8	4-4	0 3 3	10	0	5	0	0	0	0	0	31
00	Murkey, Ade	1-2	0-0	0-0	0 3 3	1	2	1	1	0	0	0	0	11
12	Neff, Luke	3-4	3-4	0-0	0 2 2	1	9	0	1	0	0	0	0	17
24	Mackey, Christian	0-1	0-0	0-0	1 1 2	0	0	0	0	0	0	0	0	4
32	Akintola, Abiola	0-2	0-0	0-0	0 1 1	2	0	1	1	0	0	0	0	9
Team														
Totals		19-44	11-26	10-15	7 30 37	20	59	15	23	2	4	0	0	200

FG % 1st Half: 14-27 51.9% 2nd half: 5-17 29.4% Game: 19-44 43.2%
3FG % 1st Half: 8-14 57.1% 2nd half: 3-12 25.0% Game: 11-26 42.3%
FT % 1st Half: 2-5 40.0% 2nd half: 6-10 60.0% Game: 10-15 66.7%

Score by periods				1st	2nd	Total
Air Force				27	34	61
Denver				38	21	59

Long FG - AF 2nd-00:40, DEN 2nd-07:49.
Largest lead - AF by 3 2nd-00:30, DEN by 22 1st-09:58.
AF led for 01:28. DEN led for 37:08. Game was tied for 01:24.

Score tied - 2 times.
Lead changed - 1 time.

Official Basketball Box Score -- Game Totals -- Final Statistics

Western State vs Air Force
12/4/17 7:05 PM MT at Clune Arena, USAF Academy, Colo.

Western State 67 • 3-5

#	Player	Total		3-Ptr		Rebounds		PF	TP	A	TO	Bk	Sl	Min
		FG-FGA	FG-FGA	FT-FTA	Off Def Tot	PF	TP							
33	SMITH, Collin	7-12	3-6	0-0	1 2 3	4	17	0	1	0	1	0	1	25
33	MCCURRY, Cameron	1-10	0-0	2-2	0 3 3	2	4	1	2	0	1	0	1	15
01	PORTER, Monroe	1-2	1-2	0-0	0 4 4	2	3	0	0	1	1	0	1	18
22	HARDING, Quinn	3-4	1-2	0-0	0 2 2	3	7	1	7	0	0	0	0	20
25	BEAUCHAMP, Ben	6-15	3-9	0-1	0 2 2	1	15	1	2	0	0	0	0	27
02	WILCOX, Jake	0-0	0-0	2-2	0 0 0	0	2	0	0	0	0	0	0	4
05	SUBART, Brady	2-5	1-3	0-0	1 4 5	3	5	3	3	0	1	0	1	25
11	DUGGAN, Will	0-2	0-2	0-0	1 1 2	1	0	0	2	0	1	0	1	11
20	WEST, Christian	0-1	0-0	0-0	0 1 1	1	0	0	1	0	0	0	0	21
21	MADLOM, Zach	0-1	0-0	0-0	1 1 2	0	0	0	0	0	0	0	0	4
22	COSSBY-LEE, Brandon	0-0	0-0	0-0	0 0 0	0	2	0	1	0	0	0	0	8
32	HILL, Michael	5-6	0-0	4-6	0 3 3	2	14	0	1	1	0	0	0	20
42	HINCHCLIFFE, Adam	0-0	0-0	0-0	0 0 0	1	0	0	0	0	0	0	0	2
Team														
Totals		25-49	9-24	8-11	4 23 27	22	67	13	19	1	6	0	0	200

FG % 1st Half: 16-27 59.3% 2nd half: 9-22 40.9% Game: 25-49 51.0%
3FG % 1st Half: 8-15 53.3% 2nd half: 1-9 11.1% Game: 9-24 37.5%
FT % 1st Half: 6-7 85.7% 2nd half: 2-4 50.0% Game: 8-11 72.7%

Air Force 79 • 5-3

#	Player	Total		3-Ptr		Rebounds		PF	TP	A	TO	Bk	Sl	Min
		FG-FGA	FG-FGA	FT-FTA	Off Def Tot	PF	TP							
12	SCOTTIE, Lavelle	11-14	2-4	3-5	1 2 3	1	27	3	3	1	0	0	0	30
32	MANNING, Ryan	4-8	1-3	1-1	1 1 2	1	10	0	0	0	0	0	0	21
33	TOOHEY, Frank	1-3	0-0	0-0	0 0 0	4	2	0	0	0	0	0	0	13
03	TOMES, Sid	4-6	3-3	0-0	0 0 0	1	11	0	0	0	0	0	0	24
20	LYONS, Trevor	0-4	0-4	0-0	1 4 5	1	0	4	3	0	1	0	1	32
01	NORMAN, Dane	0-2	0-1	0-0	0 1 1	1	0	0	1	0	0	0	0	8
02	SIPLES, CJ	0-0	0-0	0-2	0 0 0	0	0	0	0	0	0	0	0	4
15	VAN, Jacob	1-2	0-1	0-0	0 0 0	0	0	0	0	0	0	0	0	6
22	LOUDER, Pervis	5-5	1-1	4-6	0 7 7	2	15	6	1	0	1	0	1	33
30	DEWANE, Jonathan	1-2	1-1	0-0	0 1 1	2	3	0	1	0	0	0	0	5
34	SWAN, Ryan	3-7	1-1	1-2	1 3 4	3	8	2	2	0	1	0	1	17
44	VAN SOELEN, Keaton	0-1	0-1	1-2	0 1 1	1	1	0	0	0	0	0	0	7
Team														
Totals		30-54	9-20	10-18	4 21 25	17	79	16	13	1	5	0	0	200

FG % 1st Half: 13-27 48.1% 2nd half: 17-27 63.0% Game: 30-54 55.6%
3FG % 1st Half: 4-11 36.4% 2nd half: 5-9 55.6% Game: 9-20 45.0%
FT % 1st Half: 3-6 50.0% 2nd half: 7-12 58.3% Game: 10-18 55.6%

Score by periods				1st	2nd	Total
Western State				46	21	67
Air Force				33	46	79

Long FG - WSBM 2nd-01:00, AF 2nd-01:12.
Largest lead - WSBM by 23 1st-00:34, AF by 14 2nd-01:12.
WSBM led for 28:15. AF led for 09:11. Game was tied for 02:12.

Score tied - 3 times.
Lead changed - 5 times.

Official Basketball Box Score -- Game Totals -- Final Statistics

Abilene Christian vs Air Force
12/6/17 7:05 PM MT at Clune Arena, USAF Academy, Colo.

Abilene Christian 62 • 6-3

#	Player	Total		3-Ptr		Rebounds		PF	TP	A	TO	Bk	Sl	Min
		FG-FGA	FG-FGA	FT-FTA	Off Def Tot	PF	TP							
01	LEWIS, Jaren	4-10	0-2	0-1	3 3 6	2	8	0	4	0	0	1	0	31
21	FRIDAY, Jalone	4-6	2-3	4-5	0 3 3	3	14	0	0	1	0	0	0	19
00	FRANKLIN, Jaylen	3-7	0-0	1-2	0 2 2	2	7	4	2	0	0	1	0	35
05	RICKS, Payten	4-11	2-5	1-4	1 2 3	2	11	3	1	0	0	1	0	26
11	GREEN, Drake	0-4	0-3	0-0	0 0 0	0	0	0	0	0	0	0	0	14
02	MAXWELL, B.J.	0-1	0-1	0-0	1 0 1	1	0	1	0	0	0	0	0	6
03	FOSTER, Tevin	5-9	3-6	1-3	1 3 4	2	14	1	1	0	0	0	0	29
10	TRIPP, Isaiah	1-2	1-2	0-0	0 1 1	0	3	1	0	0	0	0	0	13
14	LENOW, Trey	0-0	0-0	0-0	0 0 0	0	0	0	0	0	0	0	0	4
15	FARQHAR, Hayden	1-3	1-3	0-0	0 1 1	1	3	0	2	1	0	0	0	10
23	HOWELL, Hayden	1-1	0-0	0-0	0 1 1	2	2	0	0	0	0	0	0	9
34	KOHL, Kolton	0-0	0-0	0-0	1 1 2	1	0	0	0	0	0	0	0	4
Team														
Totals		23-54	9-25	7-15	7 17 24	16	62	11	24	1	4	0	0	200

FG % 1st Half: 11-31 35.5% 2nd half: 12-23 52.2% Game: 23-54 42.6%
3FG % 1st Half: 4-17 23.5% 2nd half: 5-8 62.5% Game: 9-25 36.0%
FT % 1st Half: 1-3 33.3% 2nd half: 6-12 50.0% Game: 7-15 46.7%

Air Force 58 • 5-4