

THE UNIVERSITY OF NEW MEXICO LOBOS

Men's Basketball Game Notes

@UNMHoops

www.GoLobos.com

#GoLobos

2016-17 Schedule

Date	Opponent	TV	Time/Score
11-2	Western N.M. (Ex.)	TBA	W, 113-57
11-4	Eastern N.M. (Ex.)	TBA	W, 88-66

11-11	Idaho State	ROOT	W, 81-70
11-14	Houston Baptist	ROOT	W, 95-79
11-18	New Mexico State	ESPN3	W, 72-59

Wooden Legacy Classic

11-24	Virginia Tech	ESPN	L, 92-72
11-25	CSUN	ESPNU	W, 105-89
11-27	Dayton	ESPNU	L, 64-57

11-30	Abilene Christian	ROOT	W, 64-55
12-3	at Illinois State	ESPN3	6 p.m.
12-7	UTEP	ROOT	7 p.m.
12-10	at New Mexico State	ESPN3	7:30 p.m.
12-17	Arkansas-Pine Bluff	ROOT	6 p.m.
12-20	at Arizona	PAC-12	7 p.m.

12-28	Fresno State*	ESPNU/3	TBA
1-1	at San Diego State*	CBSSN	3 p.m.
1-4	at Utah State*	ESPN2/U	9 p.m.
1-7	Nevada*	ESPN2/U	9:15 p.m.
1-10	UNLV*	ESPNU/3	TBA
1-14	at Colorado State*	ROOT	12 p.m.
1-17	at Boise State*	ESPNU/3	9 p.m.
1-21	Wyoming*	CBSSN	6 p.m.
1-24	Utah State*	ESPNU/3	TBA
1-28	at Nevada*	CBSSN	2 p.m.
2-1	at UNLV*	CBSSN	9 p.m.
2-4	San Jose State*	ROOT	4 p.m.
2-8	at Air Force*	ROOT	7 p.m.
2-14	Boise State*	CBSSN	8 p.m.
2-18	at Fresno State*	CBSSN	4 p.m.
2-21	Colorado State*	CBSSN	8 p.m.
2-25	at Wyoming*	ESPN3	4 p.m.
3-4	San Diego State*	CBSSN	8 p.m.

Mountain West Tournament

(Thomas & Mack Center - Las Vegas, Nev.)

3-8	Opening Round	MWN	TBA
3-9	Quarterfinals	CBSSN	TBA
3-10	Semifinals	CBSSN	TBA
3-11	Championship	CBS	TBA

BOLD Denotes Home Games

*Denotes Mountain West Game

All times listed are Mountain Times

Game times are subject to change



New Mexico

Lobos

Record: 5-2 (0-0 MW)
Conference: Mountain West
Head Coach: Craig Neal (4th Season)
Record at UNM: 64-40
Career Record: 64-40



Illinois State

Redbirds

Record: 3-2 (0-0 MVC)
Conference: Missouri Valley Conference
Head Coach: Dan Muller (5th Season)
Record at ACU: 79-60
Career Record: 79-60

Media Information

Tip-Off: 6 p.m. MST/7 p.m. CST

TV: ESPN3
Kurt Pegler (Play-By-Play)
Bob Morris (Analyst)

Radio: 770 AM KKO
Robert Portnoy (Play-By-Play)
Hunter Greene (Analyst)

Stats: Live stats available through Lobos.Statbroadcast.com

ABOUT THE MATCH-UP

- New Mexico and Illinois State will meet for the first time in program history on Saturday in Normal, Ill. The game will tip off at 7 p.m. CST/6 p.m. MST, and will be available to watch on ESPN3. The game is part of the Mountain West-Missouri Valley Challenge. This is the sixth year that the Mountain West has been a part of this challenge and the Lobos own a 4-0 record in the challenge.
- The Lobos go into the game with a 5-2 record, coming off its fourth straight win inside WisePies Arena - The Pit. The Lobos defeated Abilene Christian on Wednesday in their #Pit50 celebration game, 64-55. That was the Lobos ninth straight win over the Wildcats.
- Illinois State comes into the meeting with a 3-2 record. They are coming off two straight wins over Ferris State (81-67) and IUPUI (77-63). They are averaging 74.8 points per game and is shooting 46.1 percent from the field, 37.9 percent from the three and 67.3 percent from the foul line.
- Against the Missouri Valley Conference, the Lobos are 10-8. Last year's Mountain West-Missouri Valley Challenge was played inside WisePies Arena. The Lobos took on Loyola-Chicago and came out on top 75-51 for their third straight win.
- Tim Williams is leading the Lobos with 19 points per game. He is shooting 62.7 percent from the field, which leads the conference and is 32nd in the nation, and he is averaging 6.1 rebounds a game. Elijah Brown is second on the team with 15.0 points per game. He led the team in rebounds against Abilene Christian on Wednesday and also had the team-high of 13 points.
- Illinois State goes into the game with all five of their starters averaging double-digits. Deontae Hawkins leads the Redbirds with 16.0 points per game and 7.6 rebounds a game. He is shooting 50.8 percent from the field and 45.8 percent (11-24) from 3-point range. Paris Lee, who led the Redbirds with 18 points against IUPUI, is shooting 55.6 percent (10-18) from the three. He is averaging 13.8 ppg. He is 15-for-17 from the free throw line.

PROBABLE STARTERS

Pos.	No.	Name	PPG	RPG	APG	MISC.
G	3	Jordan Hunter (So., 5-11, Beaumont, Texas)	6.0	3.1	3.1	85.7% FT
G	4	Elijah Brown (Jr., 6-4, Orange County, Calif.)	15.0	5.0	3.2	75% FT
C	11	Obij Aget (Sr., 7-3, Juba, South Sudan)	6.1	2.7	0.6	1.0 blocks/gm
G/F	14	Dane Kuiper (So., 6-7, Wasilla, Alaska)	1.8	1.3	1.0	25 games last yr
F	32	Tim Williams (Sr., 6-8, Flossmoor, Ill.)	19.0	6.1	1.0	62.7% FG

OFF THE BENCH

Pos.	No.	Name	PPG	RPG	APG	MISC.
G/F	1	Aher Uguak (Fr., 6-7, Edmonton, Canada)	1.3	0.4	0.2	Henry Ainley HS
G	5	Jalen Harris (Fr., 6-2, Wilson, N.C.)	3.4	0.7	1.8	Word of God
G/F	20	Sam Logwood (Jr., 6-7, Indianapolis, Ind.)	10.2	3.0	2.3	59.5% FG
G	21	Xavier Adams (Jr., 6-4, Flower Mound, Texas)	5.0	2.0	0.0	53.3% FG
F	22	Holt Shelley (Fr., 6-9, Cliff, N.M.)	0.0	0.0	0.0	Cliff HS
F	23	Joe Furstinger (Jr., 6-9, Rancho Santa Margarita, Calif.)	3.8	1.8	1.0	8-8 FG
G/F	24	Damien Jefferson (Fr., 6-5, East Chicago, Ind.)	4.6	2.4	1.3	East Chicago HS
G	30	Adam Cumber (So., 6-2, Albuquerque, N.M.)	0.0	0.0	0.0	2 games last yr
G	31	Anthony Mathis (So., 6-3, West Linn, Ore.)	2.0	0.0	0.0	25 games last yr
F	55	Connor MacDougall (So., 6-9, Tempe, Ariz.)	4.3	1.9	0.1	South Mountain CC

By the Numbers

2016-17 Statistics

Statistic	All Games (MW Rank)	MW Games
Scoring:	78.0 (3rd)	
Scoring Defense:	72.6 (11th)	
Scoring Margin:	+5.4 (8th)	
Field Goal %:	50.0% (1st)	
Def. Field Goal %:	44.5% (10th)	
3-Point FG %:	29.8% (10th)	
Def. 3-Point FG %:	37.4% (11th)	
Free Throw %:	74.0% (4th)	
Rebounding:	33.1 (11th)	
Reb. Margin:	+2.0 (6th)	
Assists:	14.9 (5th)	
Turnover Margin:	+1.5 (6th)	
Asst/TO Ratio:	1.2 (T4th)	
Steals:	5.9 (T5th)	
Blocks:	2.6 (9th)	

Returning vs. Lost

Team Totals Returning From Last Year

	Returning	Lost
Minutes:	5,022 (78.1%)	1,303 (20.2%)
Scoring:	1,996 (82.1%)	436 (19.0%)
Rebounding:	928 (79.0%)	140 (12.0%)
Assists:	307 (66.6%)	154 (33.4%)
Steals:	143 (82.2%)	37 (20.5%)
Blocks:	129 (99.2%)	1 (0.7%)
Free Throws:	480 (83.0%)	98 (16.9%)
Three Pointers:	138 (70.4%)	58 (29.5%)

KenPom.com

New Mexico in 2016-17

Category	Offense	Defense	D-I Avg
Adj. Efficiency	106.7 78	100.9 136	102.2
Adj. Tempo	68.4 247	69.7	
Avg. Poss. Length	17.0 178	17.2 201	16.9
Four Factors			
Effective FG%:	53.4 69	52.3 237	50.0
Turnover %:	18.2 127	21.3 76	19.3
Off. Reb. %:	31.6 131	30.2 190	29.8
FTA/FGA:	55.1 3	33.3 136	35.9

Miscellaneous Components

3P%:	29.8 302	37.4 263	34.4
2P%:	55.9 28	49.6 187	49.0
FT%:	74.0 71	74.0 288	69.7
Block%:	4.5 9	7.8 207	9.2
Steal%:	9.2 217	8.4 191	8.7

Style Components

3PA/FGA:	22.7 348	41.5 297	36.3
A/FGM:	56.2 106	59.4 290	52.6
Defensive Fingerprint:	Some Zone		

Point Distribution (% of total points)

3-Pointers:	13.7 351	36.0 50	30.0
2-Pointers:	58.6 22	44.9 287	50.0
Free Throws:	27.7 9	19.1 196	20.0

Strength of Schedule

Components:	101.2 231	105.1 312	102.2
Overall:	-3.87 276	0.00	
Non-conference:	-3.87 276	0.00	

Personnel

Bench Minutes:	36.1% 82	32.0%
Experience:	1.68 yrs 193	1.71
Minutes Continuity:	67.7% 25	49.2%
Average Height:	77.8" 56	76.8"

New Mexico Game Notes

#PIT50 GAME

With The Pit being built in 1966, this season marks the 50th anniversary of The Pit. The Lobos celebrated Wednesday night by taking on its first-ever opponent in The Pit, Abilene Christian on Wednesday. The Lobos pulled away in the second half to claim a 64-55 victory over the Wildcats, which was the same scoring margin as the first game played (62-53).

TAKING CARE OF THE BALL

In the Lobos game against Abilene Christian, the Lobos had just eight turnovers. The last time the Lobos had less than 10 turnovers was when the Lobos had nine against UNLV on Feb. 21, 2015.

KENPOM FREE THROW RATE

According to KenPom.com, the Lobos are ranked third in the country in free throw rate. New Mexico has a 55.1 free throw rate. The Lobos are shooting 74.0 percent from the foul line.

WILLIAMS NAMED NABC ALLSTATE GOOD WORKS NOMINEE

Tim Williams was named an NABC Allstate Good Works nominee this week. This distinguished award shines a spotlight on a select group of student-athletes who have shown dedication to community service and altruism in their communities.

The nomination is due to Williams' standout performance as a student-athlete and representative of Lobo Basketball. The 6-foot-8 senior is involved in many activities around the Albuquerque community. He has spent time volunteering with Lobo summer camps, Heart Gallery Stocking Stuffing, visiting the UNM Children's Hospital and handing out candy to children at the Lobo Howl-o-Ween event in The Pit.

Williams not only succeeds on the court but in the classroom as well. Last season, he was a big part in the Lobos breaking their fall semester grade point average. The team finished with a 3.30. Williams finished the year with a 3.44 GPA and has a cumulative GPA of 3.42.

LEADING THE CONFERENCE

The Lobos are leading the conference in field goal percentage. They are shooting 50.0 percent from the field. That number is 20th among the nation. Tim Williams leads the team and conference with a 62.7 shooting percentage. That number ranks 32nd in the country. He also ranks 27th in the nation with three double-doubles. He is second among the league in points per game at 19.0.

OTHER NUMBERS AMONG THE NATION

The Lobos rank 14th in the nation in free throws made. The Lobos have made a total of 151 this season. They also rank 16th in free throw attempts with 204. Both of those numbers rank first among the Mountain West.

LOBOS TO COMPETE IN EMERALD COAST CLASSIC

The Lobos will compete in the Emerald Coast Classic in 2017. The first two rounds will be held in WisePies Arena - The Pit while the third and championship rounds will be held in Niceville, Fla. during Thanksgiving. Along with the Lobos, Maryland, St. Bonaventure and TCU headlining the tournament. Jackson State, Maryland Eastern Shore, Tennessee Tech and Nebraska-Omaha round out the tournament. CBS is the television sponsor.

TIM WILLIAMS PASSING 1,500

With a game-high 17 points against Colorado State last season, Tim Williams crossed the 1,500 point milestone for his career. Prior to joining the Lobos, Tim Williams became the first sophomore ever to score 1,000 points in a career at Samford. He has scored a total of 133 points this season, bringing his career total to 1,690.

WOODEN LEGACY RECAP

The Lobos went 1-2 at the 2016 Wooden Legacy Classic. The Lobos started off the tournament with a 20-point loss to Virginia Tech, their first loss of the season, falling 92-72. New Mexico rebounded to claim its fourth win of the season against CSUN, 105-89. The Lobos dropped their final game of the tournament, falling in the last minute of the game, 64-57.

The Lobos were in the top two among the tournament field in shooting percentage. They finished second with a 50.6 shooting percentage behind UCLA's 51.3 percent. The Lobos also finished second in 3-point shooting (42.9 percent).

New Mexico Game Notes

BREAKING RECORDS

At the Wooden Legacy Classic, the Lobos broke a few records in their game with CSUN. The Lobos' 105 points against the Matadors is the most any team has ever scored in a Wooden Legacy Classic game. Also in that game, the Lobos shot 64.9 percent from the field, which goes down as the best shooting percentage in a game at the Wooden Legacy. The Lobos scored 54 points in the first half against the Matadors, which is a record for first half points scored in a game at the tournament and ties the most points in any half record at the Wooden. The total number of points between the two teams, 194, is the most scored in a Wooden Legacy game.

WILLIAMS EARNS ALL-TOURNAMENT HONORS

At the Wooden Legacy Classic, Tim Williams earned All-Tournament honors after his stellar performance throughout the tournament for the Lobos. He averaged 18.7 ppg which was fourth among all the participants at the tournament. He also picked up 7.3 rebounds a game which was third among the field. He leads the Lobos with 20.8 ppg and 8.0 rpg. He is shooting 62 percent from the field and 80.4 percent from the foul line.

AGET HAS CAREER GAME

Against CSUN, senior Obij Aget had his best scoring game of his career. He produced 16 points in 19 minutes. He was perfect from the field (6-for-6) and was 4-for-5 from the foul line. His previous career-high was 14 points.

DOUBLE-DIGIT WINS

New Mexico started off the season with a 3-0 record before heading to the Wooden Legacy Classic. All wins were by double-digits. Neal is the third coach in program history that started the season with three straight double-digit wins. The Lobos put together an 81-70 win over Idaho State, a 95-79 win over Houston Baptist and a 72-59 win over New Mexico State.

WILLIAMS EARNS FIRST MW PLAYER OF THE WEEK HONOR

Tim Williams picked up his first career Mountain West Player of the Week honor on Monday, Nov. 21. He led the Lobos to a pair of victories with a career-high 31 points against Houston Baptist and a team-high 20 points against NMSU. Against HBU, he finished with 11 rebounds, which was his second straight double-double of the season.

LOBOS WIN FIFTH STRAIGHT AGAINST NMSU

New Mexico picked up its fifth straight win over New Mexico State, 72-59. Craig Neal is now 6-1 against the Aggies as head coach. The Lobos shot 44.4 percent from the field, which included a 51.9 percent in the second half. Three Lobos scored in double-figures. Williams led the squad with 20 while Elijah Brown finished with 19 and Sam Logwood with 12.

FURSTINGER SPARKS THE LOBOS

Junior Joe Furstinger sparked the Lobos off the bench against New Mexico State on Nov. 18. The squad fed off his energy in his first appearance of 2016-17. In his 12 minutes of play, he was diving for loose balls and getting the crowd energized. He finished with seven points, which included a three-point play with 2:55 left in the first half.

TIM WILLIAMS' CAREER NIGHT

It was Tim Williams night against Houston Baptist on Nov. 14, as he went off for a career-high 31 points, shooting 10-for-11 from the field and 11-for-12 from the foul line. He also finished with 11 rebounds for his second straight double-double. The double-double marks his eighth in his career. Of his 31 points, 14 came in the first half. He was perfect from the field (6-for-6) and from the foul line (2-for-2).

NEAL ADDS PARKS FOR 2017-18

Mike Parks, a 6-9 forward, commits to New Mexico from Southwest Mississippi Community College in Summit, Miss. Last year, he played at Missouri State – West Plains and averaged 8.3 points per game and 4.3 rebounds per game in 16 games. He shot 64 percent from the field, which ranked in the top 10 of the NJCAA. So far this season for the Bears, he is averaging 9.0 points and shooting 75 percent through four games.

Associated Press Poll

(As of 11-28-2016)

Place	School (1st Place Votes)
1	Kentucky (40)
2	Villanova (20)
3	North Carolina (4)
4	Kansas
5	Duke
6	Virginia
7	Xavier
8	Gonzaga
9	Baylor (1)
10	Creighton
11	UCLA
12	Saint Mary's
13	Indiana
14	Louisville
15	Purdue
16	Arizona
17	Wisconsin
18	Butler
19	Iowa State
20	South Carolina
21	Rhode Island
22	Syracuse
23	Oregon
24	Florida
25	West Virginia

Others receiving votes: Maryland 126, Notre Dame 85, Cincinnati 49, Michigan State 28, Ohio State 22, Michigan 13, Temple 8, USC 7, Houston 6, Florida State 5, VCU 5, California 3, Tennessee State 2, Virginia Tech 1, Arkansas State 1, San Diego State 1, Colorado 1, Minnesota 1, Rutgers 1

MW Standings

Place	School	MW	Overall
	Colorado State	0-0	6-1
	San Diego State	0-0	4-1
	Nevada	0-0	6-2
	New Mexico	0-0	5-2
	UNLV	0-0	5-2
	Fresno State	0-0	4-2
	Wyoming	0-0	4-2
	Air Force	0-0	5-3
	Boise State	0-0	4-3
	San Jose State	0-0	3-3
	Utah State	0-0	3-3

MW Preseason POLL

Place	School (1st Place Votes)	Points
1st	San Diego State (23)	293
2nd	Nevada	253
3rd	New Mexico (3)	249
4th	Fresno State (1)	200
5th	Boise State	164
6th	Utah State	153
7th	Colorado State	146
8th	UNLV	120
9th	Air Force	90
10th	Wyoming	73
11th	San Jose State	41

Head-To-Head History

Date	Location	Winner	Score
This will be the first meeting between the Lobos and the Redbirds.			

New Mexico Game Notes

The Pit in the MW ERA

Year	Avg. Attendance (NCAA Rank)	MW Rank
1999-00	16,443 (8th)	1st
2000-01	16,418 (8th)	1st
2001-02	16,426 (7th)	1st
2002-03	15,186 (12th)	1st
2003-04	14,679 (15th)	2nd
2004-05	14,309 (14th)	1st
2005-06	13,387 (21st)	1st
2006-07	12,853 (23rd)	1st
2007-08	14,361 (18th)	1st
2008-09	13,994 (17th)	1st
2009-10	13,595 (22nd)	2nd
2010-11	14,570 (16th)	2nd
2011-12	14,455 (16th)	2nd
2012-13	15,022 (16th)	2nd
2013-14	15,212 (16th)	1st
2014-15	14,571 (18th)	1st
2015-16	13,031 (23rd)	1st

*The \$60 million dollar renovation to The Pit added a suite level and lowered the maximum capacity from 18,018 to 15,411 starting with the 2010-11 season.

Lobos in the NBA

NBA Team	Name (Years as a Lobo)
Milwaukee Bucks:	Tony Snell (2010-13)

LOBOS CELEBRATE 2016 NATIVE AMERICAN HERITAGE MONTH

New Mexico is one of nine programs that participated in celebrating Native American Heritage Month. The Lobos wore special N7-inspired turquoise Nike jerseys on Monday night against Houston Baptist. Turquoise represents harmony, friendship and fellowship in Native American culture. A jersey auction took place and the Lobos raised over \$3,400. Those proceeds benefit the NB3 Foundation.

SECOND HALF SURGE

The Lobos used a second half surge and a career-high 20 points from junior Sam Logwood to claim its 14th straight season-opening win, 81-70 over Idaho State on Nov. 11. The Lobos shot 62.1 percent (18-29) in the second half to Idaho State's 45.2 percent (14-31). The Lobos also out-rebounded the Bengals in the second half 21-11. In 73 possessions, the Lobos picked up 1.096 points per possession.

BROWN IS BACK

After sitting out for most of preseason due to a hamstring injury, Elijah Brown is back and going full speed for the Lobos. Brown sat out of both exhibition games and only practiced six times before taking the floor in the season opener. On the season, he is averaging 15.3 points per game. He is shooting 36.8 percent from the field, 26.3 percent from 3-point range and 78.8 percent from the foul line.

LOGWOOD HAS CAREER NIGHT

Fans saw a glimpse of what Sam Logwood was capable of doing for the Lobos in last year's final game against Nevada at the Mountain West tournament. That carried over into the season opener against Idaho State on Nov. 11, as he went off for a career-high 20 points, shooting 7-for-10 from the field, 1-for-2 from the three and perfect from the foul line (5-for-5). He also picked up four assists, three rebounds and a steal. Logwood put up 16 points in the second half.

OPENING STRONG

The Lobos started off strong for the 14th straight season, winning their opener 81-70 over Idaho State on Nov. 11. The Lobos are 56-11 (.835) in season openers. That record includes a 48-5 (.905) mark in season openers in Albuquerque.

HEROES NIGHT

Coach Neal and the Lobos kicked off the 2016-17 season by honoring and celebrating the men and women who have served and continue to serve our country. The Lobos wore special game jerseys that were red with camo lettering. A jersey auction was held and the Lobos raised \$3,082 for the Wounded Warriors and UNM's ROTC program.

NLI SIGNING DAY

High school prospects Isaiah Poor-Bear Chandler of Omaha Central High School and Chris Sodom of Tennessee Prep pledged to join the Lobos as freshmen beginning the 2017-18 season on signing day last week.

Poor-Bear Chandler, a 6-foot-9 forward, chose New Mexico over Wichita State, among others. Chandler, a four-star recruit by ESPN, averaged 13 points, 8.5 rebounds and more than three blocks per game as a junior as Central qualified for the Class A State tournament. During the summer time, Poor-Bear Chandler plays for the Omaha Elite AAU team.

Sodom, a 7-foot-3 center originally from Nigeria, chose New Mexico over offers from TCU and Purdue. He lived in the Houston area before moving to Tennessee this school year. Sodom, a four-star recruit by ESPN, played for the Houston Defenders' AAU squad.

EXHIBITION WINS

The Lobos claimed two exhibition wins last week, dominating Western New Mexico, 113-57, and downing Eastern New Mexico, 88-66. Between the two games, the Lobos shot 51.9 percent from the field, 35.5 percent from 3-point range and 65.5 percent from the foul line. Freshman Damien Jefferson led the Lobos against the Mustangs with 16 points. Senior Tim Williams put together a double-double of 20 points and 14 rebounds to lead the Lobos against the Greyhounds. On Wednesday, the Lobos only had nine turnovers, including five in the first half.

New Mexico Game Notes

WHAT WE HAVE RETURNING

After having the youngest team in the Mountain West and one of the youngest in the NCAA last year, the Lobos return 10 players, including two All-Mountain West players in Elijah Brown and Tim Williams. Those two are the only two returners in the Mountain West that averaged 16 or more points last season, and it is the first time in Lobo history that two All-MW First Teamers have returned. Along with Brown and Williams, the Lobos return two more starters in Sam Logwood and Obij Aget. Aget and Williams are the only two seniors on the squad. Despite the young team, Lobos finished fourth in the league standings.

A LOOK AT WHAT'S NEW

The Lobos have added four new scholarship players, including NJCAA All-American transfer Connor MacDougall. Freshmen Jalen Harris, Damien Jefferson and Aher Uguak will be vital additions to the squad this season. The Lobos also added local New Mexico walk-on Holt Shelley.

LOBOS PICKED TO FINISH THIRD

The Mountain West Preseason Poll was announced at Media Day in Las Vegas, Nevada, on Oct. 12. The Lobos are picked to finish third, receiving three first-place votes. San Diego State is predicted to finish at the top, earning 23 first-place votes. Fresno State, who is picked to finish behind the Lobos, picked up the only other first-place vote. Nevada, who took down the Lobos in the quarterfinals last year of the Mountain West Tournament, is slated to finish second.

BROWN, WILLIAMS EARN PRESEASON MW HONORS

Along with the Lobos being picked to finish third, Elijah Brown was named Mountain West Preseason Player of the Year by the media. Brown was named to the All-Mountain West team along with teammate Tim Williams. This is the first year in Lobo history that the Lobos return two First Team All-Mountain West selections.

AIR FORCE & SAN JOSE STATE ONCE

The 18-game MW schedule means the Lobos will face every conference opponent twice with the exception of two programs. New Mexico will only play Air Force (in Colorado Springs) and San Jose State (in The Pit) once.

LOBOS ON TV

The 2016-17 schedule includes many national and regional broadcasts of New Mexico basketball. The Lobos had 24 of its 30 regular-season games picked up through the Mountain West's package. Of those games, 16 will be broadcasted by ROOT Sports or CBS Sports Network. In addition to those 16 games, there will be many that will be broadcasted by the ESPN family of networks, including the Wooden Legacy Classic. The road game with Arizona will be on the Pac-12 Network. Road games at Illinois State and New Mexico State will be televised on ESPN3, giving the Lobos all 30 games being nationally televised.

BROWN SELECTED ON 2017 JERRY WEST AWARD WATCH LIST

Redshirt junior guard Brown has been named as one of 20 finalists for the 2017 Jerry West Shooting Guard of the Year Award Preseason Watch List, as announced by the Naismith Memorial Basketball Hall of Fame on Oct. 20. By mid-February, the watch list of 20 players for the award will be narrowed down to 10. In March, five finalists will be presented to West and the Hall of Fame's selection committee. The winner of the 2017 Jerry West Shooting Guard of the Year award will be presented at the ESPN College Basketball Awards Show in Los Angeles, Calif. on April 7. Broadcast information will be released at a later date.

BEST FANS IN THE MOUNTAIN WEST

With an average of 13,031 fans per game inside WisePies Arena last season, the Lobos finished 23rd in the nation and tops in the Mountain West Conference. Overall, the Lobos ranked second in the nation to BYU in average attendance for non-Power Five or Big East schools. Most importantly, the Lobos completed 50 straight years in the top-25 nationally in average attendance.

Since WisePies Arena was renovated before the 2010-11 season, the Lobos have seen massive support from its fans. On average, WisePies Arena was 85 percent full last season. That was a mark the program did not hit from 2002-2010, but have exceeded it every year since the renovation.

BROWN ON THE SCORING LIST

At 694 points last season, Brown tied Cameron Bairstow on the all-time single season scoring list at fourth overall. He was just shy of becoming the fourth Lobo ever to score 700 points in a season. The record holder is Kenny Page in 1979-80 at 784 points. The other 700 point scorers were Ruben Douglas (783) in 2002-03 and Hunter Greene (740) in 1986-87.

ROAD WARRIOR

In three seasons, head coach Craig Neal won 24 games away from Albuquerque. Prior to Coach Neal coming to New Mexico along with former head coach Steve Alford, no other coach in program history won 20 or more road and neutral games in their first three seasons. Alford holds the record at 27 road and neutral wins.

LOBOS EARN NABC TEAM EXCELLENCE AWARD

Over the summer, the NABC recognizes outstanding academic achievement by a team with a cumulative grade point average (GPA) of 3.0 or better for the 2015-16 season. The Lobos finished the 2015-16 season with a program record 3.03 GPA for the academic year.

The honor places the Lobos in an elite class academically. There are the first Mountain West team to ever receive this honor, now in its fourth year of existence. This year, the NABC recognized 119 collegiate teams across all divisions of the NCAA and NAIA. Of those teams, New Mexico was one of just 25 NCAA Division I Institutions to be honored.

FOUR LOBOS NAMED ON NABC HONORS COURT

Another NABC academic achievement came for the Lobos over the summer as they earned four on the NABC Honors Court. The Lobos had four academic seniors recognized for their GPA of 3.2 or higher. Only five teams in the league had student-athletes named to the Honors Court, with New Mexico holding twice as many honorees as any other MW team. The Lobos were also one of just 63 teams, across all NCAA and NAIA divisions in the country, to have four or more honorees.

LOBOS ON ACADEMIC ALL-MW LIST

The Lobos once again stood out from the pack in the Mountain West academically, with a league-leading five players selected as Academic All-Mountain West. Dane Kuiper, Anthony Mathis, Cullen Neal, Devon Williams and Tim Williams all earned the honor. Head coach Craig Neal has now led the MW in Academic All-Mountain West honorees in all three seasons as head coach. To be eligible for selection, student-athletes must have completed at least one academic term at the member institution while maintaining a cumulative grade point average of 3.0 or better.

LOBOS IN THE PROS

Tony Snell is the only former Lobo player that is currently playing in the NBA. Snell, who was drafted by the Bulls in 2013, is now playing for the Milwaukee Bucks. He made his first start for the Bucks on Oct. 29, scoring six points, shooting 3-for-7 from the field.

Head Coach Craig Neal



Craig Neal
Head Coach - 4th Season
(2016-17) 5-2 (Career) 64-40 (.615)

NOTEWORTHY :

- Earned the nickname "Noodles" for wiry build as a high school player
- Spent nine seasons as a member of Steve Alford's staffs at Iowa and New Mexico
- Coached under NBA legend Lenny Wilkens for three seasons with the Raptors
- Spent nearly a decade as a NBA assistant coach and scout with Toronto
- Avid golfer and motorcycle enthusiast

PLAYING EXPERIENCE

- 1988-95 - NBA and CBA Career
- *Drafted by Portland in the 1988 NBA Draft
 - *Played for Blazers, Heat and Nuggets
 - *Fort Wayne Fury Player and Coach in 1994-95
- 1984-88 - Georgia Tech
- *Played for Bobby Cremins
 - *Member of Elite Eight and Sweet 16 teams
 - *Graduated with career assist record (659)
- 1980-83 - Washington High School (Washington, Ind.)
- *All-American & member of Indiana All-Star Team
 - *Coached by his father, Stan Neal
 - *Played against Steve Alford

COACHING EXPERIENCE

Head Coach:

2013-Present - New Mexico (59-38)

Associate Head Coach:

2007-13 - New Mexico (NCAA)

Assistant Coach:

2004-07 - Iowa (NCAA)

2000-03 - Toronto Raptors (NBA)

THE INFAMOUS CHERRY BLAZER

The cherry blazer has become a symbol with New Mexico basketball. Given to coaches at their introductory press conferences, it makes appearances throughout the season at crucial games.

- Craig Neal is 10-3 when wearing the cherry blazer
 - Nov. 9, 2013 vs. Alabama A&M (W, 88-52)
 - Jan. 21, 2014 vs. Boise State (W, 84-75)
 - Feb. 22, 2014 vs. #6 San Diego State (W, 58-44)
 - Mar. 5, 2014 vs. Air Force (W, 80-52)
- Nov. 14, 2014 vs. Idaho State (W, 79-55)
- Jan. 3, 2015 vs. #24 Colorado State (W, 66-53)
- Feb. 17, 2015 vs. #25 San Diego State (L, 46-63)
- March 7, 2015 vs. Wyoming (W, 52-49)
- Nov. 13, 2015 vs. Texas Southern (W, 86-57)
- Feb. 27, 2016 vs. Fresno State (L, 92-82)
- March 1, 2016 vs. San Diego State (L, 83-56)
- Nov. 11, 2016 vs. Idaho State (W, 81-60)
- Nov. 30, 2016 vs. Abilene Christian (W, 64-55)

THE NEAL ERA AT NEW MEXICO

- Became first-ever rookie Lobo head coach to lead New Mexico to a NCAA Tournament appearance
- Set a school record of 15 conference wins in the 2013-14 season
- Led UNM to the 2014 Mountain West Tournament championship, which made New Mexico the first program in MW history to win three-straight conference tournaments
- Guided Cam Bairstow to All-America honors by Sports Illustrated (2nd Team), NBC Sports (3rd Team) and CBS Sports.
- Guided four Lobos to All-Mountain West honors in 2013-14, which included first team selections Cam Bairstow and Kendall Williams. Williams and Alex Kirk were MW All-Defensive Team selections as well. Kirk also was named to third team while Hugh Greenwood was honorable mention
- The 27 wins in 2013-14 mark the most wins by a rookie coach in Lobo history. It is the tied for the fifth most wins by a first-year Division I head coach since 2000
- Signed a new contract in July of 2014 to stay at New Mexico through 2020
- Became the second-fastest coach in program history to 40 wins (53 games)
- In 2014-15 Hugh Greenwood was named All-MW Third Team and became the second guard in Lobo history to finish career with 1,000 points and 600 rebounds.
- Was named a finalist for a pair of national coaching honors: the Joe B. Hall Award as the nation's top rookie coach, and the Jim Phelan Award for national coach of the year
- Led the MW again with six academic all-conference selections in 2015-16. He has had 19 honorees in his three seasons
- Had five players sign professional contracts; Kendall Williams (Italy), Cam Bairstow (NBA), Alex Kirk (NBA), Hugh Greenwood (Perth) and Deshawn Delaney (Poland)
- Has had 6 straight semesters of at least a 2.7 team GPA. Earned NABC Team Excellence Award in Summer of 2016 for cumulative GPA of 3.03, first MW team to earn the honor
- Guided two First Team All-Mountain West & NABC All-District selections in 2015-16 in Elijah Brown and Tim Williams
- Had highest GPA in program history in Fall of 2015 with a 3.15 GPA
- Landed four players on the NABC Honors Court
- One of two coaches in Lobo history to win more than 20 games on the road over their first three seasons. Neal's total is 24.

The 2016-17 New Mexico Lobos

No.	Name	Pos	Height	Weight	Year	Previous School	Hometown
1	Aher Uguak	G/F	6-7	206	Fr.	Henry Ainley HS	Edmonton, Canada
3	Jordan Hunter	G	5-11	180	So.	Ozen HS	Beaumont, Texas
4	Elijah Brown	G	6-4	200	R-Jr.	Butler University	Orange County, Calif.
5	Jalen Harris	G	6-2	156	Fr.	Word of God Christian Academy	Wilson, N.C.
11	Obij Aget	C	7-1	220	Sr.	La Lumiere HS (Ind.)	Juba, South Sudan
14	Dane Kuiper	G/F	6-7	200	So.	Corona del Sol HS (Ariz.)	Wasilla, Alaska
20	Sam Logwood	G/F	6-7	210	Jr.	La Lumiere HS (Ind.)	Indianapolis, Ind.
21	Xavier Adams	G	6-4	205	Jr.	Edwards S. Marcus HS	Flower Mound, Texas
22	Holt Shelley*	F	6-9	221	Fr.	Cliff HS	Cliff, N.M.
23	Joe Furstinger	F	6-9	215	Jr.	Santa Margarita Catholic HS	Rancho Santa Margarita, Calif.
24	Damien Jefferson	G/F	6-5	190	Fr.	East Chicago Central HS	East Chicago, Ind.
30	Adam Cumber*	G	6-2	185	R-So.	Sandia HS	Albuquerque, M.M.
31	Anthony Mathis	G	6-2	170	So.	West Linn HS	West Linn, Ore.
32	Tim Williams	F	6-8	240	R-Sr.	Samford University	Flossmoor, Ill.
55	Connor MacDougall	F	6-9	235	R-So.	South Mountain CC	Tempe, Ariz.

* Indicates a walk-on

Head Coach: Craig Neal (4th Season -- Georgia Tech '88)

Associate Head Coach: Chris Harriman

Assistant Coaches: Alan Huss and Terrence Rencher

Acting Director of Operations: Ryan Berryman

Athletic Trainer: Corey DeBarbrie

Video Coordinator: Ben Sanders

Strength and Conditioning Coach: Glenn Cain

By Class

(16 Total)

Seniors: (2)

Juniors: (4)

Sophomores: (5)

Freshmen: (4)

By Position

(16 Total)

Centers: (1)

Forwards: (4)

Guard/Forwards: (3)

Guards: (6)

By Height

7'1"

Obij Aget

6'9"

Joe Furstinger

Connor MacDougall

Holt Shelley

6'8"

Tim Williams

6'7"

Sam Logwood

Dane Kuiper

Aher Uguak

6'5"

Damien Jefferson

6'4"

Xavier Adams

Elijah Brown

6'2"

Jalen Harris

Anthony Mathis

Adam Cumber

5'11"

Jordan Hunter

Alphabetical Roster

No.	Name	Pos	Height	Weight	Year
21	Xavier Adams	G	6-4	205	Junior
11	Obij Aget	C	7-1	220	Senior
4	Elijah Brown	G	6-4	200	RS-Junior
30	Adam Cumber	G	6-2	185	RS-Sophomore
23	Joe Furstinger	F	6-9	215	Junior
5	Jalen Harris	G	6-2	156	Freshman
3	Jordan Hunter	G	5-11	180	Sophomore
24	Damien Jefferson	G/F	6-5	190	Freshman
14	Dane Kuiper	G/F	6-7	200	Sophomore
20	Sam Logwood	G/F	6-7	210	Junior
55	Connor MacDougall	F	6-9	235	RS-Sophomore
31	Anthony Mathis	G	6-2	170	Sophomore
22	Holt Shelley	F	6-9	221	Freshman
1	Aher Uguak	G/F	6-7	206	Freshman
32	Tim Williams	F	6-8	240	RS-Senior

Pronunciations

Name	Pronunciation
Obij Aget	O-BOTCH Ah-Jet
Joe Furstinger	Joe FUR-Sting-er
Jalen Harris	JAY-len
Dane Kuiper	KI-pur
Aher Uguak	Uh-here OO-guac

2016-17 Season Stats

THE STAT CREW SYSTEM New Mexico Combined Team Statistics (as of Nov 30, 2016) All games

RECORD:	OVERALL	HOME	AWAY	NEUTRAL
ALL GAMES	5-2	4-0	0-0	1-2
CONFERENCE	0-0	0-0	0-0	0-0
NON-CONFERENCE	5-2	4-0	0-0	1-2

#	Player	gp-gs	min	avg	Total		3-Point		F-Throw		Rebounds				pf	dq	a	to	blk	stl	pts	avg
					fg-fga	fg%	3fg-fga	3fg%	ft-fa	ft%	off	def	tot	avg								
32	WILLIAMS, Tim	7-7	226	32.3	47-75	.627	0-1	.000	39-49	.796	16	32	48	6.9	10	0	7	14	5	4	133	19.0
04	BROWN, Elijah	7-7	209	29.9	33-88	.375	12-42	.286	27-36	.750	3	32	35	5.0	13	0	23	21	0	7	105	15.0
20	LOGWOOD, Sam	6-6	159	26.5	22-37	.595	2-4	.500	15-20	.750	2	16	18	3.0	9	0	14	8	1	3	61	10.2
11	AGET, Obij	7-7	121	17.3	16-25	.640	0-0	.000	11-13	.846	6	13	19	2.7	13	1	3	0	7	2	43	6.1
03	HUNTER, Jordan	7-7	179	25.6	12-32	.375	6-15	.400	12-14	.857	4	18	22	3.1	14	0	22	12	0	6	42	6.0
21	ADAMS, Xavier	7-0	76	10.9	8-15	.533	0-1	.000	19-26	.731	4	10	14	2.0	12	1	0	5	0	4	35	5.0
24	JEFFERSON, Damien	7-0	84	12.0	13-33	.394	1-10	.100	5-13	.385	2	15	17	2.4	11	0	10	8	1	4	32	4.6
55	MACDOUGALL, Conn	7-0	87	12.4	12-24	.500	0-0	.000	6-10	.600	8	5	13	1.9	21	1	1	8	1	0	30	4.3
23	FURSTINGER, Joe	5-0	54	10.8	8-8	1.000	0-0	.000	3-5	.600	3	6	9	1.8	9	0	5	0	2	0	19	3.8
05	HARRIS, Jalen	7-0	101	14.4	9-13	.692	1-2	.500	5-7	.714	0	5	5	0.7	10	0	13	8	0	5	24	3.4
31	MATHIS, Anthony	3-0	8	2.7	1-3	.333	1-3	.333	3-3	1.000	0	0	0	0.0	1	0	0	1	0	0	6	2.0
14	KUIPER, Dane	4-1	40	10.0	1-9	.111	1-4	.250	4-4	1.000	2	3	5	1.3	5	0	4	3	1	2	7	1.8
01	UGUAK, Aher	7-0	56	8.0	3-8	.375	1-2	.500	2-4	.500	2	1	3	0.4	4	0	2	1	0	4	9	1.3
Team											16	8	24									
Total.....		7	1400		185-370	.500	25-84	.298	151-204	.740	68	164	232	33.1	132	3	104	89	18	41	546	78.0
Opponents.....		7	1400		175-393	.445	61-163	.374	97-131	.740	71	147	218	31.1	172	-	104	104	13	45	508	72.6

TEAM STATISTICS	NM	OPP	Date	Opponent	Score	Att.
SCORING	546	508	11/11/16	IDAHO STATE	w 81-70	11293
Points per game	78.0	72.6	11/14/16	HOUSTON BAPTIST	w 95-79	10456
Scoring margin	+5.4	-	11/18/16	NEW MEXICO STATE	w 72-59	13892
FIELD GOALS-ATT	185-370	175-393	11/24/16	vs Virginia Tech	L 72-92	0
Field goal pct	.500	.445	11/25/16	vs CSUN	w 105-89	0
3 POINT FG-ATT	25-84	61-163	11/27/16	vs Dayton	L 57-64	0
3-point FG pct	.298	.374	11/30/16	ABILENE CHRISTIAN	w 64-55	11154
3-pt FG made per game	3.6	8.7	* - Conference game			
FREE THROWS-ATT	151-204	97-131				
Free throw pct	.740	.740				
F-Throws made per game	21.6	13.9				
REBOUNDS	232	218				
Rebounds per game	33.1	31.1				
Rebounding margin	+2.0	-				
ASSISTS	104	104				
Assists per game	14.9	14.9				
TURNOVERS	89	104				
Turnovers per game	12.7	14.9				
Turnover margin	+2.1	-				
Assist/turnover ratio	1.2	1.0				
STEALS	41	45				
Steals per game	5.9	6.4				
BLOCKS	18	13				
Blocks per game	2.6	1.9				
ATTENDANCE	46795	0				
Home games-Avg/Game	4-11699	0-0				
Neutral site-Avg/Game	-	3-0				

Score by Periods	1st	2nd	Totals
New Mexico	261	285	546
Opponents	247	261	508

2016-17 Extended Season Stats

RECORD:	OVERALL	HOME	AWAY	NEUTRAL
ALL GAMES	5-2	4-0	0-0	1-2
CONFERENCE	0-0	0-0	0-0	0-0
NON-CONFERENCE	5-2	4-0	0-0	1-2

##	Player	gp-gs	min	avg	Total		3-Point		F-Throw		Rebounds										a	a/g	to	to/g	a/to	blk	blk/g	stl	stl/g	pts	avg
					fg-fga	fg%	3fg-fga	3fg%	ft-fa	ft%	off	def	tot	avg	pf	dq															
32	WILLIAMS, Tim	7-7	226	32.3	47-75	.627	0-1	.000	39-49	.796	16	32	48	6.9	10	0	7	1.00	14	2.00	0.50	5	0.71	4	0.57	133	19.0				
04	BROWN, Elijah	7-7	209	29.9	33-88	.375	12-42	.286	27-36	.750	3	32	35	5.0	13	0	23	3.29	21	3.00	1.10	0	0.00	7	1.00	105	15.0				
20	LOGWOOD, Sam	6-6	159	26.5	22-37	.595	2-4	.500	15-20	.750	2	16	18	3.0	9	0	14	2.33	8	1.33	1.75	1	0.17	3	0.50	61	10.2				
11	AGET, Obj	7-7	121	17.3	16-25	.640	0-0	.000	11-13	.846	6	13	19	2.7	13	1	3	0.43	0	0.00	99.00	7	1.00	2	0.29	43	6.1				
03	HUNTER, Jordan	7-7	179	25.6	12-32	.375	6-15	.400	12-14	.857	4	18	22	3.1	14	0	22	3.14	12	1.71	1.83	0	0.00	6	0.86	42	6.0				
21	ADAMS, Xavier	7-0	76	10.9	8-15	.533	0-1	.000	19-26	.731	4	10	14	2.0	12	1	0	0.00	5	0.71	0.00	0	0.00	4	0.57	35	5.0				
24	JEFFERSON, Damien	7-0	84	12.0	13-33	.394	1-10	.100	5-13	.385	2	15	17	2.4	11	0	10	1.43	8	1.14	1.25	1	0.14	4	0.57	32	4.6				
55	MACDOUGALL, Connor	7-0	87	12.4	12-24	.500	0-0	.000	6-10	.600	8	5	13	1.9	21	1	1	0.14	8	1.14	0.13	1	0.14	0	0.00	30	4.3				
23	FURSTINGER, Joe	5-0	54	10.8	8-8	1.000	0-0	.000	3-5	.600	3	6	9	1.8	9	0	5	1.00	0	0.00	99.00	2	0.40	0	0.00	19	3.8				
05	HARRIS, Jalen	7-0	101	14.4	9-13	.692	1-2	.500	5-7	.714	0	5	5	0.7	10	0	13	1.86	8	1.14	1.63	0	0.00	5	0.71	24	3.4				
31	MATHIS, Anthony	3-0	8	2.7	1-3	.333	1-3	.333	3-3	1.000	0	0	0	0.0	1	0	0	0.00	1	0.33	0.00	0	0.00	0	0.00	6	2.0				
14	KUIPER, Dane	4-1	40	10.0	1-9	.111	1-4	.250	4-4	1.000	2	3	5	1.3	5	0	4	1.00	3	0.75	1.33	1	0.25	2	0.50	7	1.8				
01	UGUAK, Aher	7-0	56	8.0	3-8	.375	1-2	.500	2-4	.500	2	1	3	0.4	4	0	2	0.29	1	0.14	2.00	0	0.00	4	0.57	9	1.3				
Total.....		7	1400		185-370	.500	25-84	.298	151-204	.740	68	164	232	33.1	132	3	104	14.86	89	12.71	1.17	18	2.57	41	5.86	546	78.0				
Opponents.....		7	1400		175-393	.445	61-163	.374	97-131	.740	71	147	218	31.1	172	-	104	14.86	104	14.86	1.00	13	1.86	45	6.43	508	72.6				

Score by Periods	1st	2nd	Totals
New Mexico	261	285	546
Opponents	247	261	508

2016-17 Season Metrics

#	Player	Min	AST%	EFG%	TS%	Usg%	DRB%	ORB%	TRB%
21	ADAMS, Xavier	76	0.0	.533	.662	21.1	15.7	6.9	11.5
11	AGET, Obj	121	4.7	.640	.700	13.0	12.8	6.5	9.8
04	BROWN, Elijah	209	21.9	.443	.506	30.5	18.2	1.9	10.4
23	FURSTINGER, Joe	54	18.1	1.000	.931	9.6	13.2	7.2	10.4
05	HARRIS, Jalen	101	22.5	.731	.746	12.2	5.9	0.0	3.1
03	HUNTER, Jordan	179	20.7	.469	.550	14.3	12.0	2.9	7.6
24	JEFFERSON, Damien	84	23.5	.409	.413	28.4	21.3	3.1	12.6
14	KUIPER, Dane	40	15.7	.167	.325	17.6	8.9	6.5	7.8
20	LOGWOOD, Sam	159	16.9	.622	.666	17.3	12.0	1.6	7.0
55	MACDOUGALL, Connor	87	2.2	.500	.528	21.3	6.8	12.0	9.3
31	MATHIS, Anthony	8	0.0	.500	.694	33.9	0.0	0.0	0.0
01	UGUAK, Aher	56	5.9	.438	.461	9.8	2.1	4.7	3.3
32	WILLIAMS, Tim	226	6.8	.627	.689	25.0	16.9	9.2	13.2

Estimated possessions: 491.0
Team offensive rating (ORtg): 111.2
Team defensive rating (DRtg): 103.5

AST% - An estimate of the pct of teammate field goals assisted while on the floor
EFG% - Effective FG% (adjusts to include additional points from 3FGs)
TS% - True Shooting% (takes into account field goals, 3-point field goals, and free throws)
Usg% - An estimate of the pct of team plays used while on the floor
DRB% - An estimate of the pct of available defensive rebounds grabbed while on the floor
ORB% - An estimate of the pct of available offensive rebounds grabbed while on the floor
TRB% - An estimate of the pct of all available rebounds grabbed while on the floor

ORtg - Offensive rating - points scored per 100 possessions
DRtg - Defensive rating - points allowed per 100 possessions

New Mexico's Last Time Out

Official Basketball Box Score -- Game Totals -- Final Statistics

Abilene Christian vs New Mexico

11/30/16 7 p.m. MST at WisePies Arena - The Pit

Abilene Christian 55 • 3-3

##	Player		Total		3-Ptr	Rebounds			PF	TP	A	TO	Blk	Stl	Min
			FG-FGA	FG-FGA	FT-FTA	Off	Def	Tot							
01	Lewis, Jaren	f	6-13	1-2	3-4	1	5	6	4	16	1	6	0	1	31
23	Howell, Hayden	f	2-3	0-0	0-0	2	3	5	4	4	1	1	0	0	12
04	Crnic, Jovan	g	0-7	0-7	1-2	1	2	3	0	1	2	1	0	0	26
05	Ricks, Payten	g	0-1	0-1	0-0	0	0	0	0	0	2	3	0	1	18
11	Green, Drake	g	3-7	3-6	0-0	0	3	3	2	9	2	0	0	0	25
03	Langston, Diamante		0-0	0-0	0-0	0	1	1	3	0	3	2	0	0	21
10	Tripp, Isaiah		2-5	1-3	0-0	0	1	1	1	5	0	0	0	0	27
14	Lenox, Trey		0-0	0-0	0-0	0	1	1	0	0	0	0	0	0	4
15	Farquhar, Hayden		2-6	0-1	0-0	1	0	1	2	4	2	0	0	0	11
21	Friday, Jalone		5-6	3-4	3-4	1	3	4	4	16	0	1	2	1	25
Team						0	3	3							
Totals			20-48	8-24	7-10	6	22	28	20	55	13	14	2	3	200

FG % 1st Half: 11-27 40.7% 2nd half: 9-21 42.9% Game: 20-48 41.7%
 3FG % 1st Half: 3-11 27.3% 2nd half: 5-13 38.5% Game: 8-24 33.3%
 FT % 1st Half: 3-4 75.0% 2nd half: 4-6 66.7% Game: 7-10 70.0%

Deadball
Rebounds
1

New Mexico 64 • 5-2

##	Player		Total		3-Ptr	Rebounds			PF	TP	A	TO	Blk	Stl	Min
			FG-FGA	FG-FGA	FT-FTA	Off	Def	Tot							
14	KUIPER, Dane	f	0-4	0-2	4-4	2	0	2	0	4	2	1	0	1	16
32	WILLIAMS, Tim	f	3-4	0-0	2-3	0	0	0	2	8	1	2	0	1	16
11	AGET, Obij	c	4-6	0-0	4-5	2	3	5	1	12	0	0	0	0	18
03	HUNTER, Jordan	g	0-2	0-0	0-0	0	2	2	1	0	1	1	0	0	22
04	BROWN, Elijah	g	5-12	2-4	1-3	0	9	9	1	13	2	0	0	2	32
01	UGUAK, Aher		0-1	0-1	0-0	0	0	0	0	0	1	0	0	0	10
05	HARRIS, Jalen		1-2	0-1	0-0	0	0	0	0	2	2	0	0	0	18
21	ADAMS, Xavier		3-4	0-0	4-6	2	3	5	1	10	0	2	0	0	20
23	FURSTINGER, Joe		2-2	0-0	0-0	0	4	4	0	4	4	0	1	0	13
24	JEFFERSON, Damien		1-5	0-2	1-2	0	2	2	1	3	2	1	0	0	18
31	MATHIS, Anthony		0-1	0-1	0-0	0	0	0	0	0	0	0	0	0	3
55	MACDOUGALL, Connor		3-5	0-0	2-2	0	1	1	2	8	1	1	0	0	14
Team						3	0	3							
Totals			22-48	2-11	18-25	9	24	33	9	64	16	8	1	4	200

FG % 1st Half: 13-24 54.2% 2nd half: 9-24 37.5% Game: 22-48 45.8%
 3FG % 1st Half: 1-6 16.7% 2nd half: 1-5 20.0% Game: 2-11 18.2%
 FT % 1st Half: 8-8 100.0 2nd half: 10-17 58.8% Game: 18-25 72.0%

Deadball
Rebounds
2

Officials: Ronnie Hernandez, Rick O'Neill, Eric Anderson

Technical fouls: Abilene Christian-None. New Mexico-None.

Attendance: 11154

50th Anniversary Game of The Pit

Score by periods	1st	2nd	Total
Abilene Christian	28	27	55
New Mexico	35	29	64

	In Paint	Off T/O	2nd Chance	Fast Break	Bench
Points ACU	18	10	7	0	25
NM	34	21	7	5	27

Last FG - ACU 2nd-03:21, NM 2nd-04:19.

Largest lead - ACU by 5 1st-16:46, NM by 15 2nd-06:52.

ACU led for 05:16. NM led for 32:48. Game was tied for 01:56.

Score tied - 2 times.

Lead changed - 4 times.

2016-17 Illinois State Roster

No.	Name	Pos.	Ht.	Wt.	Class	Hometown / Last school
0	Isaac Gassman	G	6-5	180	Fr.-HS	Ottawa, Ill. / Ottawa Township HS
1	Paris Lee	G	6-0	185	Sr.-3L	Maywood, Ill. / Proviso East HS
2	DJ Clayton	G	6-6	185	Jr.-Tr.	Oakland, Calif. / Elev8 Acad. / Western Kentucky / Palm Beach State
3	Keyshawn Evans	G	6-0	180	So.-1L	Fort Lauderdale, Fla. / The Sagemont School
4	Daouda "David" Ndiaye	C	7-0	215	So.-1L	Dakar, Senegal / Windermere Preparatory School
5	Matt Hein	G	6-3	185	RFr.-HS	Windermere, Fla. / Windermere Preparatory School
0	Phil Fayne	F	6-9	200	So.-Tr.	Elk Grove, Calif. / Franklin HS / Western Nebraska College
11	MiKyle McIntosh	F	6-7	234	Jr.-2L	Pickering, Ontario / 22ft Acad.
12	Tony Wills	G	6-4	185	Sr.-3L	Indianapolis, Ind. / Ben Davis HS
30	Milik Yarbrough*	F	6-6	230	Jr.-Tr.	Zion, Ill. / Zion-Benton Township HS / Saint Louis
15	Andre Washington	F	6-8	195	Fr.-HS	Fort Worth, Texas / Arlington Heights HS
23	Deontae Hawkins	F	6-8	220	Sr.-2L	Dayton, Ohio / Quakerdale Promise Acad.
25	Madison Williams	G	6-3	170	Fr.-HS	Augusta, Ga. / Academy of Richmond County
31	Javaka Thompson	G	6-4	191	RSr.-1L	Chicago, Ill. / Whitney M. Young Magnet School / Knox College
34	Christian Romine* F/C		6-9	220	So.-Tr.	Mahomet, Ill. / Mahomet-Seymour HS / UTEP

***Christian Romine and Milik Yarbrough cannot play until the 2017-18 season due to NCAA transfer rules.**

Coaches

Dan Muller – Head Coach (5th Season)

Luke Yaklich – Associate Head Coach (4th Season)

Dean Oliver – Assistant Coach (3rd Season)

Brian Reese – Assistant Coach (1st Season)

Spencer Johnson – Dir. of Basketball Operations (2nd Season)

Darshawn McClellan – Video Coordinator (1st Season)

2016-17 Roster Breakdown

Overall Record Last Season: 18-14 (12-6 MVC, T2nd)

Starters Returning/Lost: 4/1

Letterwinners Returning/Lost: 7/4

Newcomers: 8

2016-17 Illinois State Season Stats

2016-17 Illinois State Men's Basketball Illinois State Combined Team Statistics (as of Nov 30, 2016) All games

RECORD:	OVERALL	HOME	AWAY	NEUTRAL
ALL GAMES	3-2	3-0	0-2	0-0
CONFERENCE	0-0	0-0	0-0	0-0
NON-CONFERENCE	3-2	3-0	0-2	0-0

#	Player	gp-gs	min	avg	Total		3-Point		F-Throw		Rebounds								a	to	blk	stl	pts	avg
					fg-fga	fg%	3fg-fga	3fg%	ft-fa	ft%	off	def	tot	avg	pf	dq								
23	Hawkins,Deontae	5-5	137	27.4	30-59	.508	11-24	.458	9-11	.818	12	26	38	7.6	15	1	6	4	5	7	80	16.0		
11	McIntosh,MiKyle	5-5	153	30.6	26-59	.441	5-12	.417	14-18	.778	12	24	36	7.2	16	0	6	15	5	7	71	14.2		
01	Lee,Paris	5-5	159	31.8	22-42	.524	10-18	.556	15-17	.882	2	11	13	2.6	9	0	28	20	1	11	69	13.8		
10	Fayne,Phil	5-5	120	24.0	24-39	.615	0-0	.000	11-21	.524	9	17	26	5.2	15	0	0	6	6	4	59	11.8		
02	Clayton,DJ	5-2	150	30.0	21-45	.467	4-11	.364	7-16	.438	9	21	30	6.0	15	0	15	13	0	7	53	10.6		
12	Wills,Tony	5-3	133	26.6	5-23	.217	2-14	.143	9-12	.750	4	13	17	3.4	12	1	8	3	4	3	21	4.2		
03	Evans,Keyshawn	5-0	79	15.8	5-17	.294	4-14	.286	0-1	.000	2	6	8	1.6	7	0	14	7	0	3	14	2.8		
25	Williams,Madison	4-0	39	9.8	2-8	.250	0-2	.000	0-0	.000	0	2	2	0.5	4	0	4	1	1	3	4	1.0		
15	Washington,Andre	4-0	24	6.0	1-2	.500	0-0	.000	1-2	.500	2	0	2	0.5	5	0	1	3	1	1	3	0.8		
05	Hein,Matt	3-0	3	1.0	0-0	.000	0-0	.000	0-0	.000	0	0	0	0.0	1	0	0	0	0	0	0	0.0		
31	Thompson,Javaka	3-0	3	1.0	0-1	.000	0-0	.000	0-0	.000	0	1	1	0.3	0	0	0	0	0	0	0	0.0		
	Team										5	7	12											
	Total.....	5	1000		136-295	.461	36-95	.379	66-98	.673	57	128	185	37.0	99	2	82	72	23	46	374	74.8		
	Opponents.....	5	1000		114-272	.419	42-114	.368	70-96	.729	46	121	167	33.4	86	-	62	80	15	38	340	68.0		

TEAM STATISTICS	ILS	OPP	Date	Opponent	Score	Att.
SCORING	374	340	11/11/16	at Murray State	L 70-73	4321
Points per game	74.8	68.0	11/16/16	FORT WAYNE	w 75-57	4081
Scoring margin	+6.8	-	11/21/16	at TCU	L 71-80	5938
FIELD GOALS-ATT	136-295	114-272	11/27/16	FERRIS STATE	w 81-67	3704
Field goal pct	.461	.419	11/30/16	IUPUI	w 77-63	3717
3 POINT FG-ATT	36-95	42-114	* - Conference game			
3-point FG pct	.379	.368				
3-pt FG made per game	7.2	8.4				
FREE THROWS-ATT	66-98	70-96				
Free throw pct	.673	.729				
F-Throws made per game	13.2	14.0				
REBOUNDS	185	167				
Rebounds per game	37.0	33.4				
Rebounding margin	+3.6	-				
ASSISTS	82	62				
Assists per game	16.4	12.4				
TURNOVERS	72	80				
Turnovers per game	14.4	16.0				
Turnover margin	+1.6	-				
Assist/turnover ratio	1.1	0.8				
STEALS	46	38				
Steals per game	9.2	7.6				
BLOCKS	23	15				
Blocks per game	4.6	3.0				
ATTENDANCE	11502	10259				
Home games-Avg/Game	3-3834	2-5130				
Neutral site-Avg/Game	-	0-0				

Score by Periods	1st	2nd	Totals
Illinois State	195	179	374
Opponents	150	190	340

Illinois State's Last Time Out

Official Basketball Box Score -- Game Totals -- Final Statistics

IUPUI vs Illinois State

11/30/16 6:01 p.m. at Doug Collins Court at Redbird Arena

IUPUI 63 • 2-5

#	Player		Total	3-Ptr	Rebounds										Min
			FG-FGA	FG-FGA	FT-FTA	Off	Def	Tot	PF	TP	A	TO	Blk	Stl	
15	O'LEARY, Matt	f	8-14	1-3	0-0	0	7	7	3	17	3	0	1	0	33
24	HALL, Evan	f	1-3	0-0	2-2	3	4	7	3	4	0	0	1	0	22
00	COMBS, Darell	g	5-17	1-7	2-4	2	1	3	3	13	3	4	0	2	32
05	THOMAS, Kellon	g	2-6	1-1	4-4	0	2	2	1	9	2	1	0	2	32
25	PATTERSON, Ron	g	5-10	3-7	2-4	0	2	2	2	15	3	1	2	2	31
01	HENDERSON, T.J.		0-0	0-0	0-0	0	0	0	1	0	0	0	0	0	11
11	JAMES, Josh		0-0	0-0	0-0	0	0	0	0	0	0	1	0	0	1
22	McCALL, D.J.		0-1	0-0	0-0	1	2	3	0	0	0	4	0	0	14
33	FRASER, Giovanni		0-1	0-0	0-0	0	1	1	2	0	0	1	1	0	6
45	BRENNAN, Aaron		0-2	0-1	5-6	0	4	4	2	5	0	1	0	0	18
Team						1	1	2				1			
Totals			21-54	6-19	15-20	7	24	31	17	63	11	14	5	6	200

FG % 1st Half: 9-22 40.9% 2nd half: 12-32 37.5% Game: 21-54 38.9%
 3FG % 1st Half: 4-9 44.4% 2nd half: 2-10 20.0% Game: 6-19 31.6%
 FT % 1st Half: 7-9 77.8% 2nd half: 8-11 72.7% Game: 15-20 75.0%

Deadball
Rebounds
2

Illinois State 77 • 3-2

##	Player		Total	3-Ptr	FT-FTA	Rebounds			PF	TP	A	TO	Blk	Stl	Min
			FG-FGA	FG-FGA		Off	Def	Tot							
10	Fayne,Phil	f	4-6	0-0	3-6	2	5	7	4	11	0	1	2	0	22
11	McIntosh,MiKyle	f	5-15	0-2	4-6	1	6	7	0	14	3	3	3	0	31
23	Hawkins,Deontae	f	6-11	1-4	0-0	3	3	6	4	13	0	1	1	1	20
01	Lee,Paris	g	7-9	3-4	1-2	2	4	6	2	18	6	2	0	2	30
02	Clayton,DJ	g	4-8	1-2	3-7	1	7	8	2	12	4	2	0	0	32
03	Evans,Keyshawn		1-5	0-3	0-0	2	1	3	3	2	3	2	0	2	19
05	Hein,Matt		0-0	0-0	0-0	0	0	0	0	0	0	0	0	0	1
12	Wills,Tony		3-4	1-2	0-0	1	2	3	2	7	0	0	2	1	22
15	Washington,Andre		0-1	0-0	0-0	0	0	0	1	0	1	1	1	1	8
25	Williams,Madison		0-1	0-1	0-0	0	0	0	2	0	1	1	0	0	14
31	Thompson,Javaka		0-0	0-0	0-0	0	1	1	0	0	0	0	0	0	1
Team						1	0	1							
Totals			30-60	6-18	11-21	13	29	42	20	77	18	13	9	7	200

FG % 1st Half: 19-35 54.3% 2nd half: 11-25 44.0% Game: 30-60 50.0%
 3FG % 1st Half: 4-12 33.3% 2nd half: 2-6 33.3% Game: 6-18 33.3%
 FT % 1st Half: 2-4 50.0% 2nd half: 9-17 52.9% Game: 11-21 52.4%

Deadball
Rebounds
3

Officials: Randy Heimerman, Jeff Malham, K.B. Burdett Jr.

Technical fouls: IUPUI-None. Illinois State-None.

Attendance: 3717

Score by periods	1st	2nd	Total
IUPUI	29	34	63
Illinois State	44	33	77

	In Paint	Off T/O	2nd Chance	Fast Break	Bench
Points IUPUI	22	14	5	6	5
ILS	40	15	18	15	9

Last FG - IUPUI 2nd-01:35, ILS 2nd-01:01.

Largest lead - IUPUI by 3 1st-18:57, ILS by 18 1st-00:11.

IUPUI led for 02:18. ILS led for 35:09. Game was tied for 02:33.

Score tied - 3 times.

Lead changed - 6 times.

By The Numbers

SINGLE GAME HIGHS (2016-17 SEASON)

New Mexico

Points: 31 - Tim Williams vs. Houston Baptist (11-14-16)
FG Made: 10 - Tim Williams vs. Houston Baptist (11-14-16)
FG Att: 17 - Elijah Brown vs. NMSU (11-18-16)
FG %*: .909 - Tim Williams vs. Houston Baptist (11-14-16)
3FG Made: 3 - Elijah Brown vs. Dayton (11-27-16)
3FG Att: 8 - Elijah Brown vs. Dayton (11-27-16)
FT Made: 11 - Tim Williams vs. Houston Baptist (11-14-16)
FT Att: 13 - Tim Williams vs. NMSU (11-18-16)
FT %*: 100% - Eight Players
Rebounds: 11 - Tim Williams (3X)
Assists: 8 - Jordan Hunter vs. Idaho State (11-11-16)
Steals: 4 - Damien Jefferson vs. NMSU (11-18-16)
Blocks: 3 - Obij Aget (2x)

*Minimum eight attempts

Opponents

Points: 25 - Two Players
FG Made: 9 - Ethan Telfair, ISU (11-11-16)
FG Att: 23 - Ethan Telfair, ISU (11-11-16)
FG %*: .833 - Robert Jones, ISU (11-11-16)
3FG Made: 5 - Two Players
3FG Att: 12 - Colter Lasher, HBU (11-14-16)
FT Made: 9 - Justin Robinson, VT (11-24-16)
FT Att: 10 - Justin Robinson, VT (11-24-16)
FT %*: 1.000 - Three Players
Rebounds: 12 - Ethan Telfair, ISU (11-11-16)
Assists: 10 - Ethan Telfair, ISU (11-11-16)
Steals: 6 - Ethan Telfair, ISU (11-11-16)
Blocks: 2 - Two Players

*Minimum eight attempts

NEW MEXICO'S RECORD WHEN...

	All Games	MW
Leading at the half:	3-0	0-0
Trailing at the half:	2-2	0-0
Tied at the half:	0-0	0-0
Outrebounding opponent:	4-0	0-0
Outrebounded by opponent:	1-2	0-0
Commit more turnovers than opponent:	1-2	0-0
Commit less turnovers than opponent:	4-0	0-0
Commit more than 10 turnovers:	4-2	0-0
Commit less than 10 turnovers:	1-0	0-0
When shooting 50.0% or higher:	2-0	0-0
When shooting less than 50.0%:	3-2	0-0
Overtime games:	0-0	0-0
More bench points than opponent:	5-0	0-0
Inside The Pit:	4-0	0-0
On the Road:	0-0	0-0
At a neutral site:	1-2	0-0
Against ranked teams:	0-0	0-0
In cherry jerseys:	1-1	0-0
In silver jerseys:	0-0	0-0
In white jerseys:	3-0	0-0
In anthracite jerseys:	0-1	0-0
In turquoise jerseys:	1-0	0-0
In November:	5-2	0-0
In December:	0-0	0-0
In January:	0-0	0-0
In February:	0-0	0-0
In March:	0-0	0-0
When UNM scores less than 50 points:	0-0	0-0
When UNM scores 50-60 points:	0-1	0-0
When UNM scores 60-70 points:	1-0	0-0
When UNM scores 70-80 points:	1-1	0-0
When UNM scores 80+ points:	3-0	0-0

SCORING MARGIN BREAKDOWN

Total	1	2	3	4	5	6	7	8	9	10	11-15	16-20	21+
Win	0	0	0	0	0	0	0	0	1	0	2	2	0
Loss	0	0	0	0	0	0	1	0	0	0	0	1	0

Dunks: Logwood (6), Williams (6), Aget (8), Adams (4), Jefferson (2), Furstinger (1), MacDougall (1)

Charges: Adams (2), Hunter (2)

CHARTING THE NUMBERS

	Season	Career
Double-Digit Scoring Games		
Elijah Brown	6	37 (20-17)
Tim Williams	6	35 (20-15)
Obij Aget	1	18 (10-8)
Sam Logwood	3	13 (8-5)
Xavier Adams	1	5 (3-2)
Jalen Harris	1	1 (1-0)
Jordan Hunter	1	2 (0-2)
Dane Kuiper	0	1 (1-0)
Anthony Mathis	0	1 (1-0)
30-Point Games		
Tim Williams	1	1 (1-0)
20-Point Games		
Elijah Brown	1	19 (10-9)
Tim Williams	3	14 (10-4)
Sam Logwood	1	1 (1-0)
Scoring Leaders		
Elijah Brown	3	25 (13-12)
Tim Williams	5	12 (6-6)
Obij Aget	0	4 (1-3)
Sam Logwood	1	3 (3-0)
10+ Rebound Games		
Tim Williams	3	9 (6-3)
Obij Aget	0	8 (4-4)
Elijah Brown	0	2 (0-2)
Rebounding Leaders		
Tim Williams	4	23 (12-11)
Obij Aget	0	20 (10-9)
Elijah Brown	1	8 (5-3)
Sam Logwood	0	2 (2-0)
Tim Jacobs	0	2 (1-1)
Joe Furstinger	0	1 (0-1)
Damien Jefferson	1	1 (0-1)
Double-Doubles		
Tim Williams	3	9 (6-3)
Obij Aget	0	8 (4-4)
Elijah Brown	0	2 (0-2)
Assist Leaders		
Elijah Brown	3	16 (9-7)
Tim Jacobs	0	16 (6-10)
Sam Logwood	1	7 (2-5)
Dane Kuiper	0	2 (2-0)
Tim Williams	0	1 (1-0)
Joe Furstinger	1	2 (1-1)
Jordan Hunter	2	3 (2-1)
Aher Uguak	1	1 (1-0)
Xavier Adams	0	1 (1-0)

* () Team's record in those games

The Last Time It Happened

NEW MEXICO

As A Team:

Scored 100 Points:	105 - CSUN (11-25-16)
Scored 90-99 Points:	95 - Houston Baptist (11-14-16)
Scored 80-89 Points:	81 - Idaho State (11-11-16)
Scored Less Than 50 Points:	46 - San Diego State (2-17-15)
Scored Less Than 40 Points:	34 - at #25 San Diego State (1-26-13)
Won By 30 Points:	W, 88-52 - Alabama A&M (11-17-13)
Won By 20 Points:	W, 85-55 - Air Force (1-27-16)
Lost By 20-29 Points:	L, 92-72 - Virginia Tech (11-24-16)
Lost By 30 Points:	L, 96-66 - vs. BYU (12-23-15)
Shot 65% Or Better:	69.2% (27-39) - at Air Force (1-15-05)
Shot 60% Or Better:	64.9% (37-57) - CSUN (11-25-16)
Shot Less Than 35%:	33.8% (24-71) - at San Diego State (2-6-16)
Shot Less Than 30%:	29.8% (14-47) - at San Diego State (1-6-15)
Shot 60% 3FG Or Better:	70% (7-10) - at San Jose State (1-23-16)
Shot Less Than 30% 3FG:	18.2% (2-11) - vs. Abilene Christian (11-30-16)
Made 10 Three-Pointers:	11 (of 37) - at Air Force (2-20-16)
Shot 85% On Free Throws:	85.7% (24-28) - San Diego State (3-1-16)
Shot Less Than 50% On FTs:	45.5% (5-11) - at Air Force (3-9-13)
Had 50 Rebounds:	58 - vs. UAB (11-21-13)
Had 20 Offensive Rebounds:	23 - at USC (11-21-15)
Had 20 Assists:	22 - Rice (12-19-15)
Had 20 Turnovers:	20 - San Diego State (3-1-16)
Had Less Than 10 Turnovers:	8 - vs. Abilene Christian (11-30-16)
Had 10 Steals:	10 - Utah State (1-9-16)
Had 10 Blocks:	12 - vs. UMass (11-22-13)
Had Two or More 20-Point Scorers:	vs. CSUN (11-25-16) Elijah Brown (21) & Tim Williams (21)
Had 6 Double-Digit Scorers:	North Dakota (1-7-12)
Had 5 Double-Digit Scorers:	Wyoming (1-16-16)
Had No Double-Digit Scorers:	at San Diego State (1-6-15)
Had Two 10+ Rebounders:	at USC (11-21-15) Tim Williams (15) & Obij Aget (11)
Scored 50 Points In 1st Half:	54 - CSUN (11-25-16)
Scored 50 Points In 2nd Half:	51 - CSUN (11-25-16)
Scored 20 Or Fewer Points In 1st Half:	17 - Wyoming (3-7-15)
Scored 20 Or Fewer Points In 2nd Half:	15 - at #25 San Diego State (1-26-13)
Failed To Make a 3FG:	(0-10) - vs. Washington State (12-25-15)
Defeated a Ranked Team:	W, 66-53 vs. #24/#24 Colorado State (1-3-15)
Lost To a Ranked Team:	L, 70-58 at #11/#11 Purdue (12-5-15)
Won an OT Game:	W, 52-49 vs. Wyoming (3-7-15)
Lost an OT Game:	L, 78-71 at San Diego State (2-6-16)
Won a 2OT Game:	W, 97-94 vs. UAB (11-21-13)
Lost a 2OT Game:	L, 73-76 at Dayton (1-1-10)
Won a 3OT Game:	W, 104-99, Fresno State (3-8-96)
Lost a 3OT Game:	Never
As An Individual:	
Had a Triple-Double:	Luc Longley (17 pts, 14 rebs, 10 assts) vs. Penn State (3-28-90)
Had a Double-Double (Pts/Reb):	Tim Williams (19 pts & 11 reb) Virginia Tech (11-24-16)
Had a Double-Double (Pts/Asst):	Kendall Williams (11 pts & 10 assts) at Nevada (3-2-14)
Scored 20+ Pts with 10+ Rebs:	Tim Williams (31 pts & 11 rebs) Houston Baptist (11-14-16)
Scored 30 Points:	Tim Williams (31) - Houston Baptist (11-14-16)
Scored 30 Points (MW Only):	Elijah Brown (41) Fresno State (2-27-16)
Scored 20 Points:	Tim Williams/Elijah Brown (21) - CSUN (11-25-16)
Scored 20 Points (MW Only):	Elijah Brown (26) Boise State (2-17-16)
Had 20 Rebounds:	Drew Gordon (20) UNLV (2-18-12)
Had 15 Rebounds:	Tim Williams (15) at USC (11-21-15)
Had 10 Assists:	Kendall Williams (10) at Nevada (3-2-14)
Had 5 Steals:	Demetrius Walker (5) Montana (12-20-11)
Had 5 Blocks:	Obij Aget (5) vs. Rice (12-19-15)

VERSUS NEW MEXICO

As A Team:

Scored 100 Points:	103 - New Mexico State (12-5-06)
Scored 90 Points:	92 - Virginia Tech (11-24-16)
Scored 80-89 Points:	89 - CSUN (11-25-16)
Scored Less Than 50 Points:	49 - Wyoming (3-7-15)
Scored Less Than 40 Points:	38 - Wyoming (2-11-12)
Shot 50% Or Better:	51.8% (29-56) - CSUN (11-25-16)
Shot Less Than 35%:	30.4% (17-56) - San Jose State (2-13-16)
Shot Less Than 30%:	27.6% (16-58) - Air Force (1-27-16)
Shot 50% 3FG Or Better:	60% (9-15) - San Diego State (3-1-16)
Shot Less Than 20% 3FG:	14.8% (4-27) - at San Diego State (2-6-16)
Made 10 Three-Pointers:	11 (of 24) - Virginia Tech (11-24-16)
Shot 75% On Free Throws:	82.8% (24-29) - CSUN (11-25-16)
Shot Less Than 50% On FT's:	43.8% (7-16) - Boise State (2-17-16)
Had 50 Rebounds:	51 - at Purdue (12-5-15)
Had 20 Offensive Rebounds:	21 - at Fresno State (1-2-16)
Had 20 Assists:	20 - Virginia Tech (11-24-16)
Had 20 Turnovers:	21 - CSUN (11-25-16)
Had Less Than 10 Turnovers:	9 - Dayton (11-27-16)
Had 10 Steals:	10 - Idaho State (11-11-16)
Had 10 Blocks:	11 - at USC (11-21-15)
Had 30-Point and 20-Point Scorers:	Fresno State (2-27-16) Marvelle Harris (32) & Julien Lewis (21)
Had Two or More 20-Point Scorers:	CSUN (11-25-16) Darin Johnson (22) & Aaron Parks (20)
Had 6 Double-Digit Scorers:	TCU (2-25-12)
Had 5 Double-Digit Scorers:	CSUN (11-25-16)
Had No Double-Digit Scorers:	ULM (12-13-14)
Had Two 10+ Rebounders:	Nevada (3-10-16) Cameron Oliver (15) & Elijah Foster (11)
Scored 50+ Points In 1st Half:	50 - UTEP (12-3-06)
Scored 50+ Points In 2nd Half:	51 - Fresno State (2-27-16)
Scored 20 Or Less Points In 1st Half:	18 - Utah State (1-9-16)
Scored 20 Or Less In 2nd Half:	19 - New Mexico State (12-3-14)
Scored 15 Or Less Points In 1st Half:	14 - Wyoming (3-7-15)
Failed To Make a 3FG:	(0-7) - New Mexico State (12-16-15)
As An Individual:	
Had a Triple-Double:	Ethan Telfair (25 pts, 12 rebs, 10 assts) Idaho State (11-11-16)
Had a Double-Double (Pts/Reb):	Cameron Oliver (26 pts & 15 rebs) Nevada (3-10-16)
Had a Double-Double (Pts/Asst):	Marvelle Harris (32 pts & 10 assts) Fresno State (2-27-16)
Had 20+ Points & 10+ Rebounds:	Ethan Telfair (25 pts & 12 reb) Idaho State (11-11-16)
Scored 30+ Points in Back-to-Back Games Vs. UNM:	Derrick Marks Boise State 31 points (1-18-15) & 30 points (2-24-15)
Scored 30 Points:	Marvelle Harris (32) - Fresno State (2-27-16)
Scored 30 Points (MW Only):	Marvelle Harris (32) - Fresno State (2-27-16)
Scored 20 Points:	Darin Johnson (22) - CSUN (11-25-16)
Scored 20 Points (MW Only):	Tyron Criswell (20) - Nevada (3-5-16)
Had 20 Rebounds:	Ryan Watkins (22) - Boise State (1-21-14)
Had 15 Rebounds:	Cameron Oliver (26 pts) - Nevada (3-10-16)
Had 10 Assists:	Ethan Telfair (10) - Idaho State (11-11-16)
Had 5 Steals:	Ethan Telfair (6) - Idaho State (11-11-16)
Had 5 Blocks:	Stephen Zimmerman, Jr., (5) - UNLV (2-2-16)

Welcome to The Pit, A Mile High and Louder Than...



WHAT THEY ARE SAYING

"What a terrific atmosphere for college basketball. Great building... Great history... 18,000 screaming fans. It's big time college hoops, baby!"
- Dick Vitale, ESPN

"I consider the game we played in Albuquerque in 1978 one of the most exciting of my career. The Pit is the toughest place to play because of their tremendous atmosphere."

-Jim Boeheim, Syracuse head coach

"When you go into a place like The Pit, there will be challenge different from a regular road game. The crowd can dictate the tempo and momentum. The Pit crowd forces you to be patient."

-Lute Olsen, former Arizona head coach

"A mile high but 37 feet underground, the Pit in Albuquerque has been the site of many mind-blowing college basketball games, including North Carolina State's upset of Houston in '83 and just about any New Mexico home game. The noise created by fans, which has been measured at 125 decibels -- the pain threshold for the human ear is 130 -- is a palpable force."

-Sports Illustrated

- Voted one of "The Top Five Loudest, Most Intimidating Places to Play" by NCAA.com
- Ranked in the top 20 sporting venues of the 20th century by Sports Illustrated
- USA Today ranked The Pit in its "Ten Great Places to Get Pumped for NCAA Action"
- According to Fox Sports, it's one of the top ten "old school" college basketball arenas in the country



THE GREATEST GAME EVER PLAYED

WisePies Arena - The Pit was the site of one of the greatest college basketball games ever played. It hosted the 1983 national championship game that saw the NC State Wolfpack upset Hakeem Olajuwon, Clyde Drexler and the Houston Cougars. Coach Jimmy Valvano and the Wolfpack downed the Cougars on a last second put back by Lorenzo Charles. The iconic shot of the late Valvano running onto the court looking for a hug is one of the lasting images in college basketball history.

ABOUT THE PIT

- Built in 1966 (\$1.4 million)
- Capacity of 15,411 (previously 18,018)
- \$60 million renovation was completed in 2010
- New floor installed before the 2013-14 season
- Seating includes 40 suites and a club area
- Officially named WisePies Arena on Dec. 1, 2014 after \$5 million gift for naming rights by local New Mexico business. It is still referred to as The Pit, its officially-recognized nickname.
- Less than 30 of 345 NCAA Division I basketball programs play in a college-only arena named after a business or organization founded or headquartered in its home state.
- The Lobos have averaged an astounding 15,410 fans in 49 out of 50 years, an amazing 95% of capacity
- Has ranked in the top 25 in attendance nationally every season since the 1966-67 season with 35 seasons in the top ten in the NCAA in attendance
- Led the Mountain West in attendance in 11 of the conference's 16 years of existence
- New Mexico's all-time winning percentage in WisePies Arena - The Pit is over 81 percent.
- The floor is named Bob King Court in honor of the former head coach who led the Lobos from 1963 to 1972.

The 2016-17 Lobo Men's Basketball Program



The 2016-17 Lobos



Aher Uguak
6'7" - 206 lbs. - Freshman - Guard/Forward
Edmonton, Canada (Henry Ainley HS)

NOTEWORTHY :

- Graduated and played at Henry Ainley HS
- Two-time Provincial Champion
- Rated as one of the best high school players in Western Canada
- Played for Drive Elite's summer team
- Named 2015 Alberta NPH Showcase Camp MVP

GAME-BY-GAME STATISTICS

Opponent	Date	GS	Min	FG-A	3FG-A	FT-A	O-D-TR	PF	A	TO	B	S	PTS
Idaho State	11-11-16	7	0-1	0-0	0-0	1-0-1	0	0	1	0	0	0	0
Houston Baptist	11-14-16	14	2-3	1-1	0-0	0-1-1	2	1	0	0	2	5	
New Mexico State	11-18-16	3	0-1	0-0	0-0	1-0-1	0	0	0	0	0	0	
vs. Virginia Tech	11-24-16	11	0-1	0-0	2-2	0-0-0	0	0	0	0	0	2	
vs. CSUN	11-25-16	9	1-1	0-0	0-2	0-0-0	0	0	0	0	2	2	
vs. Dayton	11-27-16	2	0-0	0-0	0-0	0-0-0	1	0	0	0	0	0	
Abilene Christian	11-30-16	10	0-1	0-1	0-0	0-0-0	0	1	0	0	0	0	
at Illinois State	12-03-16												
UTEP	12-07-16												
at New Mexico S.	12-10-16												
Arkansas-Pine Bluff	12-17-16												
at Arizona	12-20-16												
Fresno State*	12-28-16												
at San Diego State*	01-01-17												
at Utah State*	01-04-17												
Nevada*	01-07-17												
UNLV*	01-10-17												
at Colorado State*	01-14-17												
at Boise State*	01-17-17												
Wyoming*	01-21-17												
Utah State*	01-24-17												
at Nevada*	01-28-17												
at UNLV*	02-01-17												
San Jose State*	02-04-17												
at Air Force*	02-08-17												
Boise State*	02-14-17												
at Fresno State*	02-18-17												
Colorado State*	02-21-17												
at Wyoming*	02-25-17												
San Diego State*	03-04-17												

SEASON HIGHS

Points: 5 vs. Houston Baptist (11-14-16)
FG: 2 vs. Houston Baptist (11-14-16)
FGA: 3 vs. Houston Baptist (11-14-16)
3FG: 1 vs. Houston Baptist (11-14-16)
3FGA: 1 vs. Houston Baptist (11-14-16)
FT: 2 vs. Virginia Tech (11-24-16)
FTA: 2 (2x) Last Time vs. CSUN (11-25-16)
Rebounds: 1 (3x) Last time vs. NMSU (11-18-16)
Assists: 1 (2x) vs. Abilene Christian (11-30-16)
Blocks: N/A
Steals: 2 (2x) Last Time vs. CSUN (11-25-16)
Minutes Played: 14 vs. Houston Baptist (11-14-16)

CAREER HIGHS

Points: 5 vs. Houston Baptist (11-14-16)
FG: 2 vs. Houston Baptist (11-14-16)
FGA: 3 vs. Houston Baptist (11-14-16)
3FG: 1 vs. Houston Baptist (11-14-16)
3FGA: 1 vs. Houston Baptist (11-14-16)
FT: N/A
FTA: N/A
Rebounds: 1 (3x) Last time vs. NMSU (11-18-16)
Assists: 1 (2x) vs. Abilene Christian (11-30-16)
Blocks: N/A
Steals: 2 vs. Houston Baptist (11-14-16)
Minutes Played: 14 vs. Houston Baptist (11-14-16)

MISCELLANEOUS STATISTICS

	SEASON	CAREER
Led Team in Steals	1	1

CAREER STATISTICS

Season	gp-gs	min/avg	Total fg-fga pct	3-Point fg-fga pct	F-Throws ft-fa pct	Rebounds off def tot avg	pf	fo	ast	to	blk	stl	Scoring pts avg
2016-17	7-0	56/8.0	3-8 .375	1-2 .500	2-4 .500	2 1 3 0.4	4	0	2	1	0	4	9 1.3
TOTAL	7-0	56/8.0	3-8 .375	1-2 .500	2-4 .500	2 1 3 0.4	4	0	2	1	0	4	9 1.3

The 2016-17 Lobos



Jordan Hunter
5'11" - 180 lbs. - Sophomore - Guard
Beaumont, Texas (Ozen HS)

NOTEWORTHY :

- Led Lobos in assists with eight and steals with two in season opener
- Scored a career-tying 10 points against Virginia Tech on 11-24-16
- District Co-MVP as a senior in high school
- Reached the championship game of the 2015 Texas 5A state tournament

GAME-BY-GAME STATISTICS

Opponent	Date	GS	Min	FG-A	3FG-A	FT-A	O-D-TR	PF	A	TO	B	S	PTS
Idaho State	11-11-16	*	34	1-6	0-3	4-6	1-5-6	3	8	2	0	2	6
Houston Baptist	11-14-16	*	17	2-3	1-2	4-4	1-4-5	2	2	1	0	1	9
New Mexico State	11-18-16	*	25	1-2	0-1	0-0	1-2-3	2	2	2	0	0	2
vs. Virginia Tech	11-24-16	*	24	4-7	2-4	0-0	1-1-2	2	4	2	0	1	10
vs. CSUN	11-25-16	*	30	2-5	1-1	4-4	0-1-1	2	4	1	0	2	9
vs. Dayton	11-27-16	*	27	2-7	2-4	0-0	0-3-3	2	1	3	0	0	6
Abilene Christian	11-30-16	*	22	0-2	0-0	0-0	0-2-2	1	1	1	0	0	0
at Illinois State	12-03-16												
UTEP	12-07-16												
at New Mexico S.	12-10-16												
Arkansas-Pine Bluff	12-17-16												
at Arizona	12-20-16												
Fresno State*	12-28-16												
at San Diego State*	01-01-17												
at Utah State*	01-04-17												
Nevada*	01-07-17												
UNLV*	01-10-17												
at Colorado State*	01-14-17												
at Boise State*	01-17-17												
Wyoming*	01-21-17												
Utah State*	01-24-17												
at Nevada*	01-28-17												
at UNLV*	02-01-17												
San Jose State*	02-04-17												
at Air Force*	02-08-17												
Boise State*	02-14-17												
at Fresno State*	02-18-17												
Colorado State*	02-21-17												
at Wyoming*	02-25-17												
San Diego State*	03-04-17												

SEASON HIGHS

Points: 10 vs. Virginia Tech (11-24-16)
FG: 4 vs. Virginia Tech (11-24-16)
FGA: 7 vs. Virginia Tech (11-24-16)
3FG: 2 (2x) Last time vs. Dayton (11-27-16)
3FGA: 4 (2x) Last time vs. Dayton (11-27-16)
FT: 4 (3x) Last time vs. CSUN (11-25-16)
FTA: 6 vs. Idaho State (11-11-16)
Rebounds: 6 vs. Idaho State (11-11-16)
Assists: 8 vs. Idaho State (11-11-16)
Blocks: N/A
Steals: 2 vs. Idaho State (11-11-16)
Minutes Played: 34 vs. Idaho State (11-11-16)

CAREER HIGHS

Points: 10 (2x) Last Time vs. Virginia Tech (11-24-16)
FG: 4 vs. Virginia Tech (11-24-16)
FGA: 7 vs. Virginia Tech (11-24-16)
3FG: 2, (4x) Last time vs. Dayton (11-27-16)
3FGA: 4 (2x) Last time vs. Dayton (11-27-16)
FT: 4 (4x) Last time vs. CSUN (11-25-16)
FTA: 6 vs. Idaho State (11-11-16)
Rebounds: 6 vs. Idaho State (11-11-16)
Assists: 8 vs. Idaho State (11-11-16)
Blocks: 1 vs. Northern Iowa (12-12-15)
Steals: 3 vs. Utah State (1-9-16)
Minutes Played: 34 vs. Idaho State (11-11-16)

MISCELLANEOUS STATISTICS

Double-Digit Scoring
 Led Team in Blocks
 Led Team in Assists
 Led Team in Steals

SEASON

2
2

CAREER

1
1
3
2

CAREER STATISTICS

Season	gp-gs		min/avg		Total fg-fga		3-Point fg-fga		F-Throws ft-fa		Rebounds				Scoring			
	gp	gs	min	avg	fg	pct	fg	pct	ft	pct	off	def	tot	avg	pts	fo	ast	to
2015-16	28	1	253	9.0	23	.434	10	.417	7	.700	3	23	26	0.9	63	0	31	26
2016-17	7	7	179	25.6	12	.375	6	.400	12	.857	4	18	22	3.1	42	0	22	12
TOTAL	35	8	432	12.3	35	.412	16	.410	19	.792	7	41	48	1.4	105	0	53	38

The 2016-17 Lobos



Elijah Brown
6'4" - 200 lbs. - RS-Junior - Guard
Orange County, Calif. (Butler)

NOTEWORTHY :

- Named MW Preseason Player of the Year
- 2017 Jerry West Award Watch List
- 41 against Fresno State last season is most in WisePies Arena since 2003
- 33 points against San Jose State last season is school record off the bench
- 15-for-15 FT shooting vs. Nevada last year was one short of school record
- Son of former NBA head coach Mike Brown

GAME-BY-GAME STATISTICS

Opponent	Date	GS	Min	FG-A	3FG-A	FT-A	O-D-TR	PF	A	TO	B	S	PTS
Idaho State	11-11-16	*	30	5-13	1-6	3-4	1-3-4	3	4	6	0	1	14
Houston Baptist	11-14-16	*	28	1-8	0-5	4-4	0-2-2	1	5	4	0	2	6
New Mexico State	11-18-16	*	34	6-17	1-7	6-8	0-8-8	1	2	2	0	1	19
vs. Virginia Tech	11-24-16	*	25	5-13	2-7	4-6	1-3-4	3	0	2	0	0	16
vs. CSUN	11-25-16	*	28	7-11	3-5	4-6	1-2-3	3	7	2	0	1	21
vs. Dayton	11-27-16	*	32	4-14	3-8	5-5	0-5-5	1	3	3	0	0	16
Abilene Christian	11-30-16	*	32	5-12	2-4	1-3	0-9-9	1	2	0	0	2	13
at Illinois State	12-03-16												
UTEP	12-07-16												
at New Mexico S.	12-10-16												
Arkansas-Pine Bluff	12-17-16												
at Arizona	12-20-16												
Fresno State*	12-28-16												
at San Diego State*	01-01-17												
at Utah State*	01-04-17												
Nevada*	01-07-17												
UNLV*	01-10-17												
at Colorado State*	01-14-17												
at Boise State*	01-17-17												
Wyoming*	01-21-17												
Utah State*	01-24-17												
at Nevada*	01-28-17												
at UNLV*	02-01-17												
San Jose State*	02-04-17												
at Air Force*	02-08-17												
Boise State*	02-14-17												
at Fresno State*	02-18-17												
Colorado State*	02-21-17												
at Wyoming*	02-25-17												
San Diego State*	03-04-17												

SEASON HIGHS

Points: 21 vs. CSUN (11-25-16)
FG: 7 vs. CSUN (11-25-16)
FGA: 17 vs. NMSU (11-18-16)
3FG: 3 (3x) Last time vs. Dayton (11-27-16)
3FGA: 8 vs. Dayton (11-27-16)
FT: 6 vs. NMSU (11-18-16)
FTA: 8 vs. NMSU (11-18-16)
Rebounds: 9 vs. Abilene Christian (11-30-16)
Assists: 7 vs. CSUN (11-25-16)
Blocks: N/A
Steals: 2 vs. Abilene Christian (11-30-16)
Minutes Played: 34 vs. NMSU (11-18-16)

CAREER HIGHS

Points: 41 vs. Fresno State (2-27-16)
FG: 11 vs. Fresno State (2-27-16)
FGA: 23 vs. Fresno State (2-27-16)
3FG: 7 at Air Force (2-20-16)
3FGA: 13 at Air Force (2-20-16)
FT: 15 vs. Nevada (12-30-15)
FTA: 15 vs. Nevada (12-30-15)
Rebounds: 11 vs. Fresno State (2-27-16)
Assists: 7 vs. CSUN (11-25-16)
Blocks: 1, Twice
Steals: 3 vs. Nevada (12-30-15)
Minutes Played: 43 at San Diego State (2-6-16)

MISCELLANEOUS STATISTICS

	SEASON	CAREER
30+ Scoring		6
20+ Scoring	1	19
10+ Rebounds		2
Double-Doubles		2
Double-Digit Scoring	5	36
Led Team in Scoring	3	25
Led Team in Assists	3	16
Led Team in Rebounds	2	9
Led Team in Steals	2	17

CAREER STATISTICS

			Total		3-Point		F-Throws		Rebounds										Scoring	
Season	gp-gs	min/avg	fg-fga	pct	fg-fga	pct	ft-fga	pct	off	def	tot	avg	pf	fo	ast	to	blk	stl	pts	avg
2015-16	32-29	1078/33.7	194-453	.428	89-226	.394	217-255	.851	22	154	176	5.5	64	0	100	109	2	35	694	21.7
2016-17	7-7	209/29.9	33-88	.375	12-42	.286	27-36	.750	3	32	35	5.0	13	0	23	21	0	7	105	15.0
TOTAL	39-36	1287/33.0	227-541	.420	101-268	.377	244-291	.838	25	186	211	5.4	77	0	123	130	2	42	799	20.5

The 2016-17 Lobos



Jalen Harris
6'2" - 156 lbs. - Freshman - Guard
Wilson, N.C. (Word of God Academy)

NOTEWORTHY :

- Played at same high school as UK standout and NBA star John Wall
- Rated a top-15 recruit in the state of North Carolina
- Leader on Word of God basketball team that was rated in top-40 in N.C.
- Played for John Wall's summer team

GAME-BY-GAME STATISTICS

Opponent	Date	GS	Min	FG-A	3FG-A	FT-A	O-D-TR	PF	A	TO	B	S	PTS
Idaho State	11-11-16	5	0-0	0-0	0-0	0-0-0	4	2	0	0	1	0	
Houston Baptist	11-14-16	23	4-4	1-1	4-6	0-1-1	1	4	3	0	1	13	
New Mexico State	11-18-16	15	0-2	0-0	0-0	0-3-3	2	1	2	0	2	0	
vs. Virginia Tech	11-24-16	16	2-3	0-0	1-1	0-0-0	1	3	1	0	0	5	
vs. CSUN	11-25-16	11	2-3	0-0	0-0	0-1-1	0	0	1	0	1	4	
vs. Dayton	11-27-16	13	0-0	0-0	0-0	0-0-0	2	1	1	0	0	0	
Abilene Christian	11-30-16	18	1-2	0-1	0-0	0-0-0	0	2	0	0	0	2	
at Illinois State	12-03-16												
UTEP	12-07-16												
at New Mexico S.	12-10-16												
Arkansas-Pine Bluff	12-17-16												
at Arizona	12-20-16												
Fresno State*	12-28-16												
at San Diego State*	01-01-17												
at Utah State*	01-04-17												
Nevada*	01-07-17												
UNLV*	01-10-17												
at Colorado State*	01-14-17												
at Boise State*	01-17-17												
Wyoming*	01-21-17												
Utah State*	01-24-17												
at Nevada*	01-28-17												
at UNLV*	02-01-17												
San Jose State*	02-04-17												
at Air Force*	02-08-17												
Boise State*	02-14-17												
at Fresno State*	02-18-17												
Colorado State*	02-21-17												
at Wyoming*	02-25-17												
San Diego State*	03-04-17												

SEASON HIGHS

Points: 13 vs. Houston Baptist (11-14-16)
FG: 4 vs. Houston Baptist (11-14-16)
FGA: 4 vs. Houston Baptist (11-14-16)
3FG: 1 (2x) Last time vs. Virginia Tech (11-24-16)
3FGA: 1 (3x) Last time vs. Abilene Christian (11-30-16)
FT: 4 vs. Houston Baptist (11-14-16)
FTA: 6 vs. Houston Baptist (11-14-16)
Rebounds: 3 vs. NMSU (11-18-16)
Assists: 4 vs. Houston Baptist (11-14-16)
Blocks: N/A
Steals: 2 vs. NMSU (11-18-16)
Minutes Played: 23 vs. Houston Baptist (11-14-16)

CAREER HIGHS

Points: 13 vs. Houston Baptist (11-14-16)
FG: 4 vs. Houston Baptist (11-14-16)
FGA: 4 vs. Houston Baptist (11-14-16)
3FG: 1 (2x) Last time vs. Virginia Tech (11-24-16)
3FGA: 1 (3x) Last time vs. Abilene Christian (11-30-16)
FT: 4 vs. Houston Baptist (11-14-16)
FTA: 6 vs. Houston Baptist (11-14-16)
Rebounds: 3 vs. NMSU (11-18-16)
Assists: 4 vs. Houston Baptist (11-14-16)
Blocks: N/A
Steals: 2 vs. NMSU (11-18-16)
Minutes Played: 23 vs. Houston Baptist (11-14-16)

MISCELLANEOUS STATISTICS

	SEASON	CAREER
Double-Digit Scoring	1	1

CAREER STATISTICS

			Total		3-Point		F-Throws		Rebounds										Scoring	
Season	gp-gs	min/avg	fg-fga	pct	fg-fga	pct	ft-fa	pct	off	def	tot	avg	pf	fo	ast	to	blk	stl	pts	avg
2016-17	7-0	101/14.4	9-13	.692	1-2	.500	5-7	.714	0	5	5	0.7	10	0	13	8	0	5	24	3.4
TOTAL	7-0	101/14.4	9-13	.692	1-2	.500	5-7	.714	0	5	5	0.7	10	0	13	8	0	5	24	3.4

The 2016-17 Lobos



Obij Aget
 7'1" - 220 lbs. - Senior - Center
 Juba, South Sudan (La Lumiere HS)

NOTEWORTHY :

- Had career-high 16 points in win over CSUN on 11-25-16
- 64 percent shooter last season
- Six games with perfect field goal percentage last year
- Academic All-MW selection
- From a family of 12 children

GAME-BY-GAME STATISTICS

Opponent	Date	GS	Min	FG-A	3FG-A	FT-A	O-D-TR	PF	A	TO	B	S	PTS
Idaho State	11-11-16	*	20	2-3	0-0	0-0	0-3-3	1	0	0	3	0	4
Houston Baptist	11-14-16	*	17	0-1	0-0	2-2	0-1-1	1	1	0	0	0	2
New Mexico State	11-18-16	*	24	1-3	0-0	0-0	1-1-2	5	1	0	3	1	2
vs. Virginia Tech	11-24-16	*	14	2-5	0-0	1-1	0-3-3	0	0	0	1	0	5
vs. CSUN	11-25-16	*	19	6-6	0-0	4-5	1-1-2	4	1	0	0	1	16
vs. Dayton	11-27-16	*	9	1-1	0-0	0-0	2-1-3	1	0	0	0	0	2
Abilene Christian	11-30-16	*	18	4-6	0-0	4-5	2-3-5	1	0	0	0	0	12
at Illinois State	12-03-16												
UTEP	12-07-16												
at New Mexico S.	12-10-16												
Arkansas-Pine Bluff	12-17-16												
at Arizona	12-20-16												
Fresno State*	12-28-16												
at San Diego State*	01-01-17												
at Utah State*	01-04-17												
Nevada*	01-07-17												
UNLV*	01-10-17												
at Colorado State*	01-14-17												
at Boise State*	01-17-17												
Wyoming*	01-21-17												
Utah State*	01-24-17												
at Nevada*	01-28-17												
at UNLV*	02-01-17												
San Jose State*	02-04-17												
at Air Force*	02-08-17												
Boise State*	02-14-17												
at Fresno State*	02-18-17												
Colorado State*	02-21-17												
at Wyoming*	02-25-17												
San Diego State*	03-04-17												

SEASON HIGHS

Points: 16 vs. CSUN (11-25-16)
FG: 6 vs. CSUN (11-25-16)
FGA: 6 (2x) vs. Abilene Christian (11-30-16)
3FG: N/A
3FGA: N/A
FT: 4 (2x) vs. Abilene Christian (11-30-16)
FTA: 5 vs. Abilene Christian (11-30-16)
Rebounds: 5 vs. Abilene Christian (11-30-16)
Assists: 1 (3x) Last time vs. CSUN (11-25-16)
Blocks: 3 (2x) vs. NMSU (11-18-16)
Steals: 1 (2x) Last time vs. CSUN (11-25-16)
Minutes Played: 24 vs. NMSU (11-18-16)

CAREER HIGHS

Points: 16 vs. CSUN (11-25-16)
FG: 7 vs. Nevada (12-30-15)
FGA: 11 vs. Wyoming (3-7-15)
3FG: N/A
3FGA: N/A
FT: 5 (2x) Last Time vs. Rice (12-19-15)
FTA: 8 vs. Rice (12-19-15)
Rebounds: 14 at Nevada (3-5-16)
Assists: 2 (2x) Last Time vs. Air Force (1-27-16)
Blocks: 5 vs. Rice (12-19-15)
Steals: 3 (2x) Last Time vs. Nevada (12-30-15)
Minutes Played: 42 vs. Wyoming (3-7-15)

MISCELLANEOUS STATISTICS

	SEASON	CAREER
Led Team in Scoring		4
Double-Digit Scoring		17
10+ Rebounds		8
Double-Doubles		8
Led Team in Rebounding		20
Led Team in Blocks	2	33
Led Team in Steals		3

CAREER STATISTICS

			Total		3-Point		F-Throws		Rebounds											Scoring	
Season	gp-gs	min/avg	fg-fga	pct	fg-fga	pct	ft-fta	pct	off	def	tot	avg	pf	fo	ast	to	blk	stl	pts	avg	
2013-14	28-2	176/6.3	14-26	.538	0-0	.000	7-13	.538	13	24	37	1.3	30	1	2	7	5	1	35	1.3	
2014-15	31-31	765/24.7	81-145	.559	0-0	.000	50-77	.649	60	108	168	5.4	80	4	8	43	42	16	212	6.8	
2015-16	32-32	724/22.6	89-139	.640	0-0	.000	34-48	.708	67	115	182	5.7	98	3	11	44	38	7	212	6.6	
2016-17	7-7	121/17.3	16-25	.640	0-0	.000	11-13	.846	6	13	19	2.7	13	1	3	0	7	2	43	6.1	
TOTAL	98-72	1786/18.2	200-335	.597	0-0	.000	102-151	.675	146	260	406	4.1	221	9	24	94	92	26	502	5.1	

The 2016-17 Lobos

14



Dane Kuiper
6'7" - 200 lbs. - Sophomore - Guard/Forward
Wasilla, Alaska (Corona del Sol HS (Ariz.))

NOTEWORTHY :

- Set career-highs of 11 points, four rebounds, four assists and two blocks at San Jose State last year
- Academic All-MW selection
- Rated as the top player in Arizona for the 2015 recruiting class
- Helped guide Tempe Corona del Sol to a pair of state championships
- One of five NCAA Division I players from the 2014-15 Corona del Sol Aztecs

GAME-BY-GAME STATISTICS

Opponent	Date	GS	Min	FG-A	3FG-A	FT-A	O-D-TR	PF	A	TO	B	S	PTS
Idaho State	11-11-16					DNP							
Houston Baptist	11-14-16					DNP							
New Mexico State	11-18-16					DNP							
vs. Virginia Tech	11-24-16	11	0-2	0-1	0-0	0-1-1	1	0	1	1	0	0	
vs. CSUN	11-25-16	2	0-1	0-0	0-0	0-0-0	0	0	0	0	0	0	
vs. Dayton	11-27-16	11	1-2	1-1	0-0	0-2-2	4	2	1	0	1	3	
Abilene Christian	11-30-16 *	16	0-4	0-2	4-4	2-0-2	0	2	1	0	1	4	
at Illinois State	12-03-16												
UTEP	12-07-16												
at New Mexico S.	12-10-16												
Arkansas-Pine Bluff	12-17-16												
at Arizona	12-20-16												
Fresno State*	12-28-16												
at San Diego State*	01-01-17												
at Utah State*	01-04-17												
Nevada*	01-07-17												
UNLV*	01-10-17												
at Colorado State*	01-14-17												
at Boise State*	01-17-17												
Wyoming*	01-21-17												
Utah State*	01-24-17												
at Nevada*	01-28-17												
at UNLV*	02-01-17												
San Jose State*	02-04-17												
at Air Force*	02-08-17												
Boise State*	02-14-17												
at Fresno State*	02-18-17												
Colorado State*	02-21-17												
at Wyoming*	02-25-17												
San Diego State*	03-04-17												

SEASON HIGHS

Points: 4 vs. Abilene Christian (11-30-16)
FG: 1 vs. Dayton (11-27-16)
FGA: 2 (2x) Last time vs. Dayton (11-27-16)
3FG: 1 vs. Dayton (11-27-16)
3FGA: 1 vs. Dayton (11-27-16)
FT: 4 vs. Abilene Christian (11-30-16)
FTA: 4 vs. Abilene Christian (11-30-16)
Rebounds: 2 (2x) Last time vs. Abilene Christian (11-30-16)
Assists: 2 (2x) Last time vs. Abilene Christian (11-30-16)
Blocks: 1 vs. Virginia Tech (11-24-16)
Steals: 1 (2x) Last time vs. Abilene Christian (11-30-16)
Minutes Played: 16 vs. Abilene Christian (11-30-16)

CAREER HIGHS

Points: 11 at San Jose State (1-26-16)
FG: 3 at San Jose State (1-26-16)
FGA: 6 at Air Force (2-20-16)
3FG: 2, Twice
3FGA: 3, Three times
FT: 4 vs. Abilene Christian (11-30-16)
FTA: 4 vs. Abilene Christian (11-30-16)
Rebounds: 4 at San Jose State (1-26-16)
Assists: 4 at San Jose State (1-26-16)
Blocks: 2, Twice
Steals: 2 vs. Utah State (1-9-16)
Minutes Played: 28 at San Jose State (1-26-16)


MISCELLANEOUS STATISTICS

	SEASON	CAREER
Double-Digit Scoring		1
Led Team in Assists		2
Led Team in Blocks		1
Led Team in Steals	1	1

CAREER STATISTICS

Season	gp-gs	min/avg	Total fg-fga pct	3-Point fg-fga pct	F-Throws ft-fla pct	Rebounds off def tot avg	pf fo ast to blk stl	Scoring pts avg
2015-16	25-0	207/8.3	12-37 .324	6-18 .333	7-9 .778	3 23 26 1.0	22 1 20 9 8 6	37 1.5
2016-17	4-1	40/10.0	1-9 .111	1-4 .250	4-4 1.000	2 3 5 1.3	5 0 4 3 1 2	7 1.8
TOTAL	29-1	247/9.5	13-46 .283	7-22 .318	11-13 .846	5 26 31 1.1	27 1 24 12 9 8	44 1.5

The 2016-17 Lobos



Sam Logwood
6'7" - 210 lbs. - Junior - Guard/Forward
Indianapolis, Ind. (La Lumiere HS)

NOTEWORTHY :

- Had career high 20 points in season opener against Idaho State
- Career highs of three blocks, four steals at San Diego State last year
- Career highs of seven boards, five assists against Wyoming last year
- Academic All-MW selection in 2015

GAME-BY-GAME STATISTICS

Opponent	Date	GS	Min	FG-A	3FG-A	FT-A	O-D-TR	PF	A	TO	B	S	PTS
Idaho State	11-11-16 *	32	7-10	1-2	5-5	1-2-3	2 4 3	0 1 20					
Houston Baptist	11-14-16 *	26	3-5	1-2	2-2	0-6-6	1 2 0	0 1 9					
New Mexico State	11-18-16 *	29	5-7	0-0	2-4	0-4-4	0 4 2	0 0 12					
vs. Virginia Tech	11-24-16 *	24	2-6	0-0	0-1	1-2-3	2 2 1	0 0 4					
vs. CSUN	11-25-16 *	29	5-6	0-0	3-4	0-0-0	3 1 0	1 1 13					
vs. Dayton	11-27-16 *	19	0-3	0-0	3-4	0-2-2	1 1 2	0 0 3					
Abilene Christian	11-30-16												
at Illinois State	12-03-16												
UTEP	12-07-16												
at New Mexico S.	12-10-16												
Arkansas-Pine Bluff	12-17-16												
at Arizona	12-20-16												
Fresno State*	12-28-16												
at San Diego State*	01-01-17												
at Utah State*	01-04-17												
Nevada*	01-07-17												
UNLV*	01-10-17												
at Colorado State*	01-14-17												
at Boise State*	01-17-17												
Wyoming*	01-21-17												
Utah State*	01-24-17												
at Nevada*	01-28-17												
at UNLV*	02-01-17												
San Jose State*	02-04-17												
at Air Force*	02-08-17												
Boise State*	02-14-17												
at Fresno State*	02-18-17												
Colorado State*	02-21-17												
at Wyoming*	02-25-17												
San Diego State*	03-04-17												

SEASON HIGHS

Points: 20 vs. Idaho State (11-11-16)
FG: 7 vs. Idaho State (11-11-16)
FGA: 10 vs. Idaho State (11-11-16)
3FG: 1 (2x) Last time vs. Houston Baptist (11-14-16)
3FGA: 2 (2x) Last time vs. Houston Baptist (11-14-16)
FT: 5 vs. Idaho State (11-11-16)
FTA: 5 vs. Idaho State (11-11-16)
Rebounds: 4 vs. NMSU (11-18-16)
Assists: 4 (2x) Last time vs. NMSU (11-18-16)
Blocks: 1 vs. CSUN (11-25-16)
Steals: 1 (3x) Last time vs. CSUN (11-25-16)
Minutes Played: 32 vs. Idaho State (11-11-16)

CAREER HIGHS

Points: 20 vs. Idaho State (11-11-16)
FG: 7 vs. Idaho State (11-11-16)
FGA: 11 (2x) Last Time vs. Nevada (3-10-16)
3FG: 2 (6x) Last Time vs. Nevada (3-10-16)
3FGA: 6 vs. Air Force (3-11-15)
FT: 5 (2x) Last Time vs. Idaho State (11-11-16)
FTA: 6 vs. Air Force (1-14-15)
Rebounds: 7 (4x) Last Time at Nevada (3-5-16)
Assists: 5 vs. Wyoming (1-16-16)
Blocks: 3 at San Diego State (2-6-16)
Steals: 4 at San Diego State (2-6-16)
Minutes Played: 41 at San Diego State (2-6-16)

MISCELLANEOUS STATISTICS

	SEASON	CAREER
Led Team in Scoring	1	3
Double-Digit Scoring	2	12
Led Team in Rebounding		2
Led Team in Steals		12
Led Team in Blocks		5
Led Team in Assists	1	7

CAREER STATISTICS

Season	gp-gs	min/avg	Total fg-fga pct	3-Point fg-fga pct	F-Throws ft-fga pct	Rebounds off def tot avg	pf fo ast to blk stl	Scoring pts avg
2014-15	28-16	572/20.4	57-145 .393	17-55 .309	40-55 .727	24 52 76 2.7	46 0 31 29 3 9	171 6.1
2015-16	32-32	836/26.1	75-171 .439	17-43 .395	35-60 .583	37 93 130 4.1	78 2 58 49 14 24	202 6.3
2016-17	6-6	159/26.5	22-37 .595	2-4 .500	15-20 .750	2 16 18 3.0	9 0 14 8 1 3	61 10.2
TOTAL	66-54	1567/23.7	154-353 .436	36-102 .353	90-135 .667	63 161 224 3.4	133 2 103 86 18 36	434 6.6

The 2016-17 Lobos



Xavier Adams
6'4" - 205 lbs. - Junior - Guard
Flower Mound, Texas (Edward S. Marcus HS)

NOTEWORTHY :

- Team's leading scorer off the bench last season
- Had a career-high 14 points against Nevada and Air Force last year
- Rated among top 15 players in the state of Texas as a high school senior

GAME-BY-GAME STATISTICS

Opponent	Date	GS	Min	FG-A	3FG-A	FT-A	O-D-TR	PF	A	TO	B	S	PTS
Idaho State	11-11-16	14	2-4	0-0	2-4	2-1-3	1	0	1	0	0	6	
Houston Baptist	11-14-16	13	2-2	0-0	7-10	0-1-1	2	0	0	0	1	11	
New Mexico State	11-18-16	3	0-1	0-1	0-0	0-0-0	0	0	0	0	1	0	
vs. Virginia Tech	11-24-16	11	0-1	0-0	2-2	0-1-1	5	0	1	0	1	2	
vs. CSUN	11-25-16	6	1-2	0-0	4-4	0-3-3	1	0	0	0	0	6	
vs. Dayton	11-27-16	9	0-1	0-0	0-0	0-1-1	2	0	1	0	1	0	
Abilene Christian	11-30-16	20	3-4	0-0	4-5	2-3-5	1	0	2	0	0	10	
at Illinois State	12-03-16												
UTEP	12-07-16												
at New Mexico S.	12-10-16												
Arkansas-Pine Bluff	12-17-16												
at Arizona	12-20-16												
Fresno State*	12-28-16												
at San Diego State*	01-01-17												
at Utah State*	01-04-17												
Nevada*	01-07-17												
UNLV*	01-10-17												
at Colorado State*	01-14-17												
at Boise State*	01-17-17												
Wyoming*	01-21-17												
Utah State*	01-24-17												
at Nevada*	01-28-17												
at UNLV*	02-01-17												
San Jose State*	02-04-17												
at Air Force*	02-08-17												
Boise State*	02-14-17												
at Fresno State*	02-18-17												
Colorado State*	02-21-17												
at Wyoming*	02-25-17												
San Diego State*	03-04-17												

SEASON HIGHS

Points: 11 vs. Houston Baptist (11-14-16)
FG: 3 vs. Abilene Christian (11-30-16)
FGA: 4 (2x) vs. Abilene Christian (11-30-16)
3FG: N/A
3FGA: 1 vs. NMSU (11-18-16)
FT: 7 vs. Houston Baptist (11-14-16)
FTA: 10 vs. Houston Baptist (11-14-16)
Rebounds: 5 vs. Abilene Christian (11-30-16)
Assists: N/A
Blocks: N/A
Steals: 1 (3x) Last time vs. Dayton (11-27-16)
Minutes Played: 20 vs. Abilene Christian (11-30-16)

CAREER HIGHS

Points: 14 (2x) Last Time vs. Air Force (1-27-16)
FG: 5 (3x) Last Time vs. Air Force (1-27-16)
FGA: 8 (3x) Last Time vs. Wyoming (1-16-16)
3FG: 2 vs. Fresno State (12-31-14)
3FGA: 4 vs. ULM (12-13-14)
FT: 7 vs. Houston Baptist (11-14-16)
FTA: 10 vs. Houston Baptist (11-14-16)
Rebounds: 7 (2x) Last Time at Nevada (3-5-16)
Assists: 3 (3x) Last Time vs. Air Force (1-27-16)
Blocks: 2 (2x) Last Time at UNLV (1-12-16)
Steals: 3 at New Mexico State (12-20-14)
Minutes Played: 27 at Grand Canyon (12-23-14)

MISCELLANEOUS STATISTICS

	SEASON	CAREER
Double-Digit Scoring	1	4
Led Team in Steals	1	8
Led Team in Blocks		6
Led Team in Assists		1

CAREER STATISTICS

			Total		3-Point		F-Throws		Rebounds										Scoring	
Season	gp-gs	min/avg	fg-fga	pct	fg-fga	pct	ft-fga	pct	off	def	tot	avg	pf	fo	ast	to	blk	stl	pts	avg
2014-15	30-11	357/11.9	35-78	.449	9-31	.290	19-38	.500	20	37	57	1.9	40	1	18	24	9	9	98	3.3
2015-16	32-3	446/13.9	50-102	.490	4-24	.167	42-63	.667	33	49	82	2.6	88	1	32	34	8	16	146	4.6
2016-17	7-0	76/10.9	8-15	.533	0-1	.000	19-26	.731	4	10	14	2.0	12	1	0	5	0	4	35	5.0
TOTAL	69-14	879/12.7	93-195	.477	13-56	.232	80-127	.630	57	96	153	2.2	140	3	50	63	17	29	279	4.0

The 2016-17 Lobos



Holt Shelley
6-9 - 221 lbs. - Freshman - Forward
Cliff, N.M. (Cliff HS)

NOTEWORTHY :

- One of two walk-ons from the state of New Mexico
- Part of three New Mexico State Basketball Championships ('13,'14,'15)
- Two-time Class A Player of the Year, two-time First Team All-State
- 2016 New Mexico Preps No. 1 recruit
- Played for the Danny Granger Hurricanes summer team

GAME-BY-GAME STATISTICS

Opponent	Date	GS	Min	FG-A	3FG-A	FT-A	O-D-TR	PF	A	TO	B	S	PTS
Idaho State	11-11-16					DNP							
Houston Baptist	11-14-16					DNP							
New Mexico State	11-18-16					DNP							
vs. Virginia Tech	11-24-16					DNP							
vs. CSUN	11-25-16					DNP							
vs. Dayton	11-27-16					DNP							
Abilene Christian	11-30-16					DNP							
at Illinois State	12-03-16												
UTEP	12-07-16												
at New Mexico S.	12-10-16												
Arkansas-Pine Bluff	12-17-16												
at Arizona	12-20-16												
Fresno State*	12-28-16												
at San Diego State*	01-01-17												
at Utah State*	01-04-17												
Nevada*	01-07-17												
UNLV*	01-10-17												
at Colorado State*	01-14-17												
at Boise State*	01-17-17												
Wyoming*	01-21-17												
Utah State*	01-24-17												
at Nevada*	01-28-17												
at UNLV*	02-01-17												
San Jose State*	02-04-17												
at Air Force*	02-08-17												
Boise State*	02-14-17												
at Fresno State*	02-18-17												
Colorado State*	02-21-17												
at Wyoming*	02-25-17												
San Diego State*	03-04-17												

SEASON HIGHS

Points: N/A
FG: N/A
FGA: N/A
3FG: N/A
3FGA: N/A
FT: N/A
FTA: N/A
Rebounds: N/A
Assists: N/A
Blocks: N/A
Steals: N/A
Minutes Played: N/A

CAREER HIGHS

Points: N/A
FG: N/A
FGA: N/A
3FG: N/A
3FGA: N/A
FT: N/A
FTA: N/A
Rebounds: N/A
Assists: N/A
Blocks: N/A
Steals: N/A
Minutes Played: N/A

MISCELLANEOUS STATISTICS

CAREER STATISTICS

The 2016-17 Lobos



Joe Furstinger
6'9" - 210 lbs. - Junior - Forward
Rancho Santa Margarita, Calif. (Santa Margarita HS)

NOTEWORTHY :

- Scored career-high seven points in first appearance of 2016-17 against NMSU (11-18-16)
- Had a career-high three field goals made in CSUN win on 11-25-16
- Led all UNM bigs in assists by a wide margin last season
- Played at the same high school as the Warrior's Klay Thompson

GAME-BY-GAME STATISTICS

Opponent	Date	GS	Min	FG-A	3FG-A	FT-A	O-D-TR	PF	A	TO	B	S	PTS
Idaho State	11-11-16					DNP							
Houston Baptist	11-14-16					DNP							
New Mexico State	11-18-16	12	2-2	0-0	3-5	2-1-3	2	0	0	0	0	7	
vs. Virginia Tech	11-24-16	2	0-0	0-0	0-0	0-0-0	1	0	0	0	0	0	
vs. CSUN	11-25-16	8	3-3	0-0	0-0	1-0-1	2	0	0	0	0	6	
vs. Dayton	11-27-16	19	1-1	0-0	0-0	0-1-1	3	1	0	1	0	2	
Abilene Christian	11-30-16	13	2-2	0-0	0-0	0-4-4	0	4	0	1	0	4	
at Illinois State	12-03-16												
UTEP	12-07-16												
at New Mexico S.	12-10-16												
Arkansas-Pine Bluff	12-17-16												
at Arizona	12-20-16												
Fresno State*	12-28-16												
at San Diego State*	01-01-17												
at Utah State*	01-04-17												
Nevada*	01-07-17												
UNLV*	01-10-17												
at Colorado State*	01-14-17												
at Boise State*	01-17-17												
Wyoming*	01-21-17												
Utah State*	01-24-17												
at Nevada*	01-28-17												
at UNLV*	02-01-17												
San Jose State*	02-04-17												
at Air Force*	02-08-17												
Boise State*	02-14-17												
at Fresno State*	02-18-17												
Colorado State*	02-21-17												
at Wyoming*	02-25-17												
San Diego State*	03-04-17												

SEASON HIGHS

Points: 7 vs. NMSU (11-18-16)
FG: 3 vs. CSUN (11-25-16)
FGA: 3 vs. CSUN (11-25-16)
3FG: N/A
3FGA: N/A
FT: 3 vs. NMSU (11-18-16)
FTA: 5 vs. NMSU (11-18-16)
Rebounds: 4 vs. Abilene Christian (11-30-16)
Assists: 4 vs. Abilene Christian (11-30-16)
Blocks: 1 (2x) Last time vs. Abilene Christian (11-30-16)
Steals: N/A
Minutes Played: 19 vs. Dayton (11-27-16)

CAREER HIGHS

Points: 7 vs. NMSU (11-18-16)
FG: 3 vs. CSUN (11-25-16)
FGA: 6 (2x) Last Time at San Jose State (1-23-16)
3FG: 1 vs. New Mexico State (12-3-14)
3FGA: 2 at Valparaiso (12-6-14)
FT: 4 at New Mexico State (12-20-14)
FTA: 5 (2x) vs. NMSU (11-18-16)
Rebounds: 8 at Grand Canyon (12-23-14)
Assists: 4 vs. Abilene Christian (11-30-16)
Blocks: 4 at San Jose State (1-23-16)
Steals: 2 (3x) Last Time at San Jose State (1-23-16)
Minutes Played: 26 at Grand Canyon (12-23-14)

MISCELLANEOUS STATISTICS

	SEASON	CAREER
Led Team in Rebounding		1
Led Team in Assists	1	2
Led Team in Blocks	2	10
Led Team in Steals		4

CAREER STATISTICS

Season	gp-gs	min/avg	Total fg-fga pct	3-Point fg-fga pct	F-Throws ft-fta pct	Rebounds off def tot avg	pf	fo	ast	to	blk	stl	Scoring pts avg
2014-15	29-0	360/12.4	24-67 .358	1-10 .100	20-35 .571	20 37 57 2.0	53	1	22	16	15	4	69 2.4
2015-16	29-0	334/11.5	14-43 .326	0-1 .000	18-29 .621	15 41 56 1.9	55	0	13	16	19	15	46 1.6
2016-17	5-0	54/10.8	8-8 1.000	0-0 .000	3-5 .600	3 6 9 1.8	9	0	5	0	2	0	19 3.8
TOTAL	63-0	748/11.9	46-118 .390	1-11 .091	41-69 .594	38 84 122 1.9	117	1	40	32	36	19	134 2.1

NEW MEXICO MEN'S BASKETBALL
WWW.GOLOBOS.COM

The 2016-17 Lobos



24 Damien Jefferson
6'5" -190 lbs. - Freshman - Guard/Forward
East Chicago, Ill. (East Chicago Central HS)

NOTEWORTHY :

- Picked up a season-high nine points against Dayton on 11-27-16
- Led high school team to sectional championship as a senior
- Finished with 31 points and 10 rebounds in sectional championship
- Rated top 150 player in his class nationally by Rivals.com
- Father Everette "Highway" Jefferson played at UNM from 1979-80

GAME-BY-GAME STATISTICS

Opponent	Date	GS	Min	FG-A	3FG-A	FT-A	O-D-TR	PF	A	TO	B	S	PTS
Idaho State	11-11-16	8	1-5	0-3	0-1	0-0-0	0	1	0	0	0	2	
Houston Baptist	11-14-16	11	2-5	0-1	1-2	0-2-2	1	3	0	1	0	5	
New Mexico State	11-18-16	13	3-6	0-1	1-5	1-1-2	4	0	1	0	4	7	
vs. Virginia Tech	11-24-16	10	1-2	0-1	2-2	0-0-0	2	1	1	0	0	4	
vs. CSUN	11-25-16	12	1-5	0-1	0-0	1-4-5	1	3	3	0	0	2	
vs. Dayton	11-27-16	12	4-5	1-1	0-1	0-6-6	2	0	2	0	0	9	
Abilene Christian	11-30-16	18	1-5	0-2	1-2	0-2-2	1	2	1	0	0	3	
at Illinois State	12-03-16												
UTEP	12-07-16												
at New Mexico S.	12-10-16												
Arkansas-Pine Bluff	12-17-16												
at Arizona	12-20-16												
Fresno State*	12-28-16												
at San Diego State*	01-01-17												
at Utah State*	01-04-17												
Nevada*	01-07-17												
UNLV*	01-10-17												
at Colorado State*	01-14-17												
at Boise State*	01-17-17												
Wyoming*	01-21-17												
Utah State*	01-24-17												
at Nevada*	01-28-17												
at UNLV*	02-01-17												
San Jose State*	02-04-17												
at Air Force*	02-08-17												
Boise State*	02-14-17												
at Fresno State*	02-18-17												
Colorado State*	02-21-17												
at Wyoming*	02-25-17												
San Diego State*	03-04-17												

SEASON HIGHS

Points: 9 vs. Dayton (11-27-16)
FG: 4 vs. Dayton (11-27-16)
FGA: 6 vs. NMSU (11-18-16)
3FG: 1 vs. Dayton (11-27-16)
3FGA: 3 vs. Idaho State (11-11-16)
FT: 2 vs. Virginia Tech (11-24-16)
FTA: 5 vs. NMSU (11-18-16)
Rebounds: 6 vs. Dayton (11-27-16)
Assists: 3 (2x) Last time vs. CSUN (11-25-16)
Blocks: 1 vs. Houston Baptist (11-14-16)
Steals: 4 vs. NMSU (11-18-16)
Minutes Played: 18 vs. Abilene Christian (11-30-16)

CAREER HIGHS

Points: 9 vs. Dayton (11-27-16)
FG: 4 vs. Dayton (11-27-16)
FGA: 6 vs. NMSU (11-18-16)
3FG: 1 vs. Dayton (11-27-16)
3FGA: 3 vs. Idaho State (11-11-16)
FT: 2 vs. Virginia Tech (11-24-16)
FTA: 5 vs. NMSU (11-18-16)
Rebounds: 6 vs. Dayton (11-27-16)
Assists: 3 (2x) Last time vs. CSUN (11-25-16)
Blocks: 1 vs. Houston Baptist (11-14-16)
Steals: 4 vs. NMSU (11-18-16)
Minutes Played: 18 vs. Abilene Christian (11-30-16)

MISCELLANEOUS STATISTICS

	SEASON	CAREER
Lead Team in Blocks	1	1
Lead Team in Steals	1	1
Lead Team in Rebounds	1	1

CAREER STATISTICS

Season	gp-gs	min/avg	Total fg-fga pct	3-Point fg-fga pct	F-Throws ft-fga pct	Rebounds off def tot avg	pf fo ast to blk stl	Scoring pts avg
2016-17	7-0	84/12.0	13-33 .394	1-10 .100	5-13 .385	2 15 17 2.4	11 0 10 8 1 4	32 4.6
TOTAL	7-0	84/12.0	13-33 .394	1-10 .100	5-13 .385	2 15 17 2.4	11 0 10 8 1 4	32 4.6

The 2016-17 Lobos



Adam Cumber
6'2" - 185 lbs. - RS-Sophomore - Guard
Albuquerque, N.M. (Sandia HS)

NOTEWORTHY :

- Took first shot attempt last season against Air Force
- Had decorated prep career at Sandia High School
- 5A Second Team All-State selection for the Matadors as a senior
- Led the state of New Mexico in assists as a senior
- One of two walk-ons from state of New Mexico

GAME-BY-GAME STATISTICS

Opponent	Date	GS	Min	FG-A	3FG-A	FT-A	O-D-TR	PF	A	TO	B	S	PTS
Idaho State	11-11-16					DNP							
Houston Baptist	11-14-16					DNP							
New Mexico State	11-18-16					DNP							
vs. Virginia Tech	11-24-16					DNP							
vs. CSUN	11-25-16					DNP							
vs. CSUN	11-27-16					DNP							
Abilene Christian	11-30-16					DNP							
at Illinois State	12-03-16												
UTEP	12-07-16												
at New Mexico S.	12-10-16												
Arkansas-Pine Bluff	12-17-16												
at Arizona	12-20-16												
Fresno State*	12-28-16												
at San Diego State*	01-01-17												
at Utah State*	01-04-17												
Nevada*	01-07-17												
UNLV*	01-10-17												
at Colorado State*	01-14-17												
at Boise State*	01-17-17												
Wyoming*	01-21-17												
Utah State*	01-24-17												
at Nevada*	01-28-17												
at UNLV*	02-01-17												
San Jose State*	02-04-17												
at Air Force*	02-08-17												
Boise State*	02-14-17												
at Fresno State*	02-18-17												
Colorado State*	02-21-17												
at Wyoming*	02-25-17												
San Diego State*	03-04-17												

SEASON HIGHS

Points: N/A
FG: N/A
FGA: N/A
3FG: N/A
3FGA: N/A
FT: N/A
FTA: N/A
Rebounds: N/A
Assists: N/A
Blocks: N/A
Steals: N/A
Minutes Played: N/A

CAREER HIGHS

Points:
FG:
FGA: 1 vs. Air Force (1-27-16)
3FG:
3FGA: 1 vs. Air Force (1-27-16)
FT:
FTA:
Rebounds:
Assists:
Blocks:
Steals:
Minutes Played: 1, Twice

MISCELLANEOUS STATISTICS

CAREER STATISTICS

Season	gp-gs	min/avg	Total		3-Point		F-Throws		Rebounds				Scoring					
			fg-fga	pct	fg-fga	pct	ft-fga	pct	off	def	tot	avg	pts	avg	pts	avg	pts	avg
2015-16	2-0	2/1.0	0-1	.000	0-1	.000	0-0	.000	0	0	0	0.0	0	0.0	0	0.0	0	0.0
TOTAL	2-0	2/1.0	0-1	.000	0-1	.000	0-0	.000	0	0	0	0.0	0	0.0	0	0.0	0	0.0

The 2016-17 Lobos



Anthony Mathis
6'3" - 170 lbs. - Sophomore - Guard
West Linn, Ore. (West Linn HS)

NOTEWORTHY :

- Scored 16 points in 15 minutes, both career bests, against Air Force last season
- Part of back-to-back-to-back 6A Oregon state championships
- 6A Second Team All-State as a senior
- First Team All-State selection as a junior

GAME-BY-GAME STATISTICS

Opponent	Date	GS	Min	FG-A	3FG-A	FT-A	O-D-TR	PF	A	TO	B	S	PTS
Idaho State	11-11-16	4	1-2	1-2	3-3	0-0-0	1	0	0	0	0	0	6
Houston Baptist	11-14-16	1	0-0	0-0	0-0	0-0-0	0	0	1	0	0	0	0
New Mexico State	11-18-16					DNP							
vs. Virginia Tech	11-24-16					DNP							
vs. CSUN	11-25-16					DNP							
vs. Dayton	11-27-16					DNP							
Abilene Christian	11-30-16	3	0-1	0-1	0-0	0-0-0	0	0	0	0	0	0	0
at Illinois State	12-03-16												
UTEP	12-07-16												
at New Mexico S.	12-10-16												
Arkansas-Pine Bluff	12-17-16												
at Arizona	12-20-16												
Fresno State*	12-28-16												
at San Diego State*	01-01-17												
at Utah State*	01-04-17												
Nevada*	01-07-17												
UNLV*	01-10-17												
at Colorado State*	01-14-17												
at Boise State*	01-17-17												
Wyoming*	01-21-17												
Utah State*	01-24-17												
at Nevada*	01-28-17												
at UNLV*	02-01-17												
San Jose State*	02-04-17												
at Air Force*	02-08-17												
Boise State*	02-14-17												
at Fresno State*	02-18-17												
Colorado State*	02-21-17												
at Wyoming*	02-25-17												
San Diego State*	03-04-17												

SEASON HIGHS

Points: 6 vs. Idaho State (11-11-16)
FG: 1 vs. Idaho State (11-11-16)
FGA: 2 vs. Idaho State (11-11-16)
3FG: 1 vs. Idaho State (11-11-16)
3FGA: 2 vs. Idaho State (11-11-16)
FT: 1 vs. Idaho State (11-11-16)
FTA: 1 vs. Idaho State (11-11-16)
Rebounds: N/A
Assists: N/A
Blocks: N/A
Steals: N/A
Minutes Played: 4 vs. Idaho State (11-11-16)

CAREER HIGHS

Points: 16 vs. Air Force (1-27-16)
FG: 4 vs. Air Force (1-27-16)
FGA: 7 vs. Nicholls State (11-25-15)
3FG: 3 vs. Air Force (1-27-16)
3FGA: 4 vs. Air Force (1-27-16)
FT: 5 vs. Air Force (1-27-16)
FTA: 5 vs. Air Force (1-27-16)
Rebounds: 2, Twice
Assists: 2 vs. Texas Southern (11-13-15)
Blocks:
Steals: 1, Seven times
Minutes Played: 15 vs. Air Force (1-27-16)

MISCELLANEOUS STATISTICS

SEASON

Double Digit Scoring
Led Team in Steals

CAREER

1
2

CAREER STATISTICS

			Total		3-Point		F-Throws		Rebounds											Scoring	
Season	gp-gs	min/avg	fg-fga	pct	fg-fga	pct	ft-fga	pct	off	def	tot	avg	pf	fo	ast	to	blk	stl	pts	avg	
2015-16	25-0	164/6.6	17-44	.386	12-34	.353	11-12	.917	2	11	13	0.5	25	0	9	12	0	7	57	2.3	
2016-17	3-0	8/2.7	1-3	.333	1-3	.333	3-3	1.000	0	0	0	0.0	1	0	0	1	0	0	6	2.0	
TOTAL	28-0	172/6.1	18-47	.383	13-37	.351	14-15	.933	2	11	13	0.5	26	0	9	13	0	7	63	2.3	

The 2016-17 Lobos

32



Tim Williams
6'8" - 240 lbs. - RS-Senior - Forward
Flossmoor, Ill. (Samford)

NOTEWORTHY:

- Wooden Legacy Classic All-Tournament Team Honoree
- Had three double-doubles in first six games
- Scored career-high 31 points in 95-79 win over Houston Baptist (11-14-16)
- Named to Preseason All-Mountain West Team
- 1,690 career points scored between UNM and Samford
- All-Southern Conference First Team in 2013-14 at Samford

GAME-BY-GAME STATISTICS

Opponent	Date	GS	Min	FG-A	3FG-A	FT-A	O-D-TR	PF	A	TO	B	S	PTS
Idaho State	11-11-16	*	31	7-11	0-0	4-7	5-6-11	2	0	1	0	1	18
Houston Baptist	11-14-16	*	33	10-11	0-0	11-12	2-9-11	1	1	3	0	0	31
New Mexico State	11-18-16	*	35	5-11	0-0	10-13	1-3-4	1	0	2	0	0	20
vs. Virginia Tech	11-24-16	*	37	8-13	0-1	3-4	6-5-11	1	1	1	2	0	19
vs. CSUN	11-25-16	*	36	7-12	0-0	7-7	2-4-6	2	2	2	2	1	21
vs. Dayton	11-27-16	*	38	7-13	0-0	2-3	0-5-5	1	2	3	1	1	16
Abilene Christian	11-30-16	*	16	3-4	0-0	2-3	0-0-0	2	1	2	0	1	8
at Illinois State	12-03-16												
UTEP	12-07-16												
at New Mexico S.	12-10-16												
Arkansas-Pine Bluff	12-17-16												
at Arizona	12-20-16												
Fresno State*	12-28-16												
at San Diego State*	01-01-17												
at Utah State*	01-04-17												
Nevada*	01-07-17												
UNLV*	01-10-17												
at Colorado State*	01-14-17												
at Boise State*	01-17-17												
Wyoming*	01-21-17												
Utah State*	01-24-17												
at Nevada*	01-28-17												
at UNLV*	02-01-17												
San Jose State*	02-04-17												
at Air Force*	02-08-17												
Boise State*	02-14-17												
at Fresno State*	02-18-17												
Colorado State*	02-21-17												
at Wyoming*	02-25-17												
San Diego State*	03-04-17												

SEASON HIGHS

Points: 31 vs. Houston Baptist (11-14-16)
FG: 10 vs. Houston Baptist (11-14-16)
FGA: 13 (2x) Last time vs. Dayton (11-27-16)
3FG: N/A
3FGA: 1 vs. Virginia Tech (11-24-16)
FT: 11 vs. Houston Baptist (11-14-16)
FTA: 13 vs. NMSU (11-18-16)
Rebounds: 11 (3x) Last time vs. Virginia Tech (11-24-16)
Assists: 2 (2x) Last time vs. Dayton (11-27-16)
Blocks: 2 (2x) Last time vs. CSUN (11-25-16)
Steals: 1 (4x) Last time vs. Abilene Christian (11-30-16)
Minutes Played: 38 vs. Dayton (11-27-16)

CAREER HIGHS

Points: 31 vs. Houston Baptist (11-14-16)
FG: 12 at USC (11-21-15)
FGA: 21 at USC (11-21-15)
3FG:
3FGA: 1 vs. Virginia Tech (11-24-16)
FT: 11 vs. Houston Baptist (11-14-16)
FTA: 13 (2x) Last time vs. NMSU (11-18-16)
Rebounds: 15 at USC (11-21-15)
Assists: 4 vs. Loyola-Chicago (11-18-15)
Blocks: 4 vs. Boise State (2-17-16)
Steals: 2, Three times
Minutes Played: 43 at San Diego State (2-6-16)

MISCELLANEOUS STATISTICS

	SEASON	CAREER
30+ Points	1	1
20+ Points	2	12
Double-Digit Scoring	6	35
10+ Rebounds	3	9
Double-Doubles	3	9
Led Team in Blocks	2	18
Led Team in Scoring	5	13
Led Team in Rebounds	4	22
Led Team in Assists		1

SAMFORD/UNM CAREER STATISTICS

Season	gp-gs	min/avg	Total fg-fga pct	3-Point fg-fga pct	F-Throws ft-fga pct	Rebounds off def tot avg	Scoring pf fo ast to blk stl pts avg
2012-13	32-30	1120/35.0	178-327 .544	0-0 .000	98-144 .681	58 170 228 7.1	67 1 25 48 35 47 454 14.2
2013-14	32-32	1057/33.0	217-360 .603	1-2 .500	129-172 .750	64 171 235 7.3	75 0 24 59 45 43 564 17.6
TOTAL	64-62	2177/34.0	395-687 .575	1-2 .500	227-316 .718	122 341 463 7.2	142 1 49 107 80 90 1018 15.9

Season	gp-gs	min/avg	Total fg-fga pct	3-Point fg-fga pct	F-Throws ft-fga pct	Rebounds off def tot avg	Scoring pf fo ast to blk stl pts avg
2015-16	32-32	1078/33.7	215-356 .604	0-0 .000	109-163 .669	65 172 237 7.4	67 1 33 48 39 19 539 16.8
2016-17	7-7	226/32.3	47-75 .627	0-1 .000	39-49 .796	16 32 48 6.9	10 0 7 14 5 4 133 19.0
TOTAL	39-39	1304/33.4	262-431 .608	0-1 .000	148-212 .698	81 204 285 7.3	77 1 40 62 44 23 672 17.2

The 2016-17 Lobos



Connor MacDougall
6'9" - 235 lbs. - RS-Sophomore - Forward
Tempe, Ariz. (South Mountain CC)

NOTEWORTHY :

- NJCAA All-American at South Mountain CC
- Helped South Mountain finish eighth among 16 teams at NJCAA National Tournament
- Played six games for Arizona State in 2014-15
- Ranked by Fox Sports Next as the 12th best center in 2014 recruiting class

GAME-BY-GAME STATISTICS

Opponent	Date	GS	Min	FG-A	3FG-A	FT-A	O-D-TR	PF	A	TO	B	S	PTS
Idaho State	11-11-16	15	2-4	0-0	1-3	5-1-6	3	0	4	1	0	5	
Houston Baptist	11-14-16	17	2-3	0-0	0-0	0-1-1	4	0	1	0	0	4	
New Mexico State	11-18-16	7	1-2	0-0	1-2	2-0-2	5	0	1	0	0	3	
vs. Virginia Tech	11-24-16	15	2-5	0-0	1-2	0-2-2	3	0	1	0	0	5	
vs. CSUN	11-25-16	10	2-3	0-0	1-1	0-0-0	4	0	0	0	0	5	
vs. Dayton	11-27-16	9	0-2	0-0	0-0	1-0-1	0	0	0	0	0	0	
Abilene Christian	11-30-16	14	3-5	0-0	2-2	0-1-1	2	1	1	0	0	8	
at Illinois State	12-03-16												
UTEP	12-07-16												
at New Mexico S.	12-10-16												
Arkansas-Pine Bluff	12-17-16												
at Arizona	12-20-16												
Fresno State*	12-28-16												
at San Diego State*	01-01-17												
at Utah State*	01-04-17												
Nevada*	01-07-17												
UNLV*	01-10-17												
at Colorado State*	01-14-17												
at Boise State*	01-17-17												
Wyoming*	01-21-17												
Utah State*	01-24-17												
at Nevada*	01-28-17												
at UNLV*	02-01-17												
San Jose State*	02-04-17												
at Air Force*	02-08-17												
Boise State*	02-14-17												
at Fresno State*	02-18-17												
Colorado State*	02-21-17												
at Wyoming*	02-25-17												
San Diego State*	03-04-17												

SEASON HIGHS

Points: 8 vs. Abilene Christian (11-30-16)

FG: 3 vs. Abilene Christian (11-30-16)

FGA: 5 vs. Abilene Christian (11-30-16)

3FG: N/A

3FGA: N/A

FT: 2 vs. Abilene Christian (11-30-16)

FTA: 3 vs. Idaho State (11-11-16)

Rebounds: 6 vs. Idaho State (11-11-16)

Assists: 1 vs. Abilene Christian (11-30-16)

Blocks: 1 vs. Idaho State (11-11-16)

Steals: N/A

Minutes Played: 17 vs. Houston Baptist (11-14-16)

CAREER HIGHS

Points: 8 vs. Abilene Christian (11-30-16)

FG: 3 vs. Abilene Christian (11-30-16)

FGA: 5 vs. Abilene Christian (11-30-16)

3FG: N/A

3FGA: N/A

FT: 2 vs. Abilene Christian (11-30-16)

FTA: 3 vs. Idaho State (11-11-16)

Rebounds: 6 vs. Idaho State (11-11-16)

Assists: 1 vs. Abilene Christian (11-30-16)

Blocks: 1 vs. Idaho State (11-11-16)

Steals: N/A

Minutes Played: 17 vs. Houston Baptist (11-14-16)

MISCELLANEOUS STATISTICS

CAREER STATISTICS

Season	gp-gs	min/avg	Total		3-Point		F-Throws		Rebounds				Scoring					
			fg-fga	pct	fg-fga	pct	ft-fta	pct	off	def	tot	avg	pts	fo	ast	to	blk	stl
2016-17	7-0	87/12.4	12-24	.500	0-0	.000	6-10	.600	8	5	13	1.9	21	1	1	8	1	0
TOTAL	7-0	87/12.4	12-24	.500	0-0	.000	6-10	.600	8	5	13	1.9	21	1	1	8	1	0