



# 2002-03 NEW MEXICO BASKETBALL

Athletics Media Relations • (505) 925-5520 • (505) 925-5529 fax • www.GoLobos.com

## 2002-03 NEW MEXICO MEN'S BASKETBALL (10-18, 4-10 MWC)

Date	Opponent	Result	TV
Nov. 23	California	L, 76-68	
Nov. 25	Northwestern State	W, 60-56	
Nov. 30	at New Mexico State	L, 59-58	KRQE
Dec. 2	Northeastern	W, 90-88	
Dec. 6	Indiana-Purdue-Fort Wayne	W, 91-66	
Dec. 15	New Mexico State	L, 72-60	KRQE
Dec. 18	at Texas Tech	L, 98-71	ESPN
Dec. 21	Southern Utah	L, 69-57	
Dec. 28-29	COMCAST Lobo Invitational		
	Portland State	W, 69-52	
	Pepperdine	L, 88-68	
Jan. 4	at Tennessee	L, 71-64	KRQE
Jan. 7	Northern Arizona	W, 59-57	
Jan. 13	at Colorado State*	L, 74-58	ESPN
Jan. 18	at Wyoming*	L, 85-81 (OT)	SportsWest
Jan. 22	Western New Mexico	W, 107-49	
Jan. 25	San Diego State*	W, 66-62	SportsWest
Jan. 27	UNLV*	L, 75-66	ESPN
Feb. 1	at BYU*	L, 80-64	ESPN + Plus
Feb. 3	at Utah*	L, 78-68	KRQE delay
Feb. 8	Air Force*	W, 73-59	KRQE delay
Feb. 15	Wyoming*	L, 103-91	SportsWest
Feb. 17	Colorado State*	W, 82-72	KRQE Delay
Feb. 22	at UNLV*	L, 74-69	ESPN + Plus
Feb. 24	at San Diego State*	L, 89-73	KRQE Delay
March 1	(22) Utah*	W, 76-69	ESPN + Plus
March 3	BYU*	L, 91-81	SportsWest
March 8	at Air Force*	L, 68-60	SportsWest
March 13	vs. BYU	L, 71-56	ESPN + Plus
	MWC Tournament (Las Vegas)		

\* Mountain West Conference game

## 2002-03 New Mexico Basketball Season Review

The New Mexico Lobos completed their 100th season of basketball in 2002-03 by bowing out of the Mountain West Conference Tournament in the first round. UNM fell to BYU 71-56, in a quarterfinal game.

A thin New Mexico squad finished 10-18 overall, its first losing record in 20 years and only the fourth losing campaign by a Lobo squad since 1962-63. It's the fewest wins and most losses for UNM since the 1979-80 team went 6-20.

The Lobos were picked to finish seventh in the MWC, and that's where they ended up with a 4-10 record. UNM has had three straight losing records in conference play, a string last seen between 1980-83.

New Mexico failed to complete in postseason (NCAA or NIT) for only the second time since 1983-84. The 1994-95 team did not qualify, finishing 15-15. Prior to 2002-03, UNM had advanced to postseason seven straight years and 18 times in the previous 19 seasons.

A first for the program is that a Lobo led the nation in scoring. Senior guard Ruben Douglas finished with a scoring average of 27.96, nipping Eastern Illinois' Henry Domercant by a single point. Domercant finished at 27.93 ppg.

The Lobos failed to win a road game for the first time since 1979-80 and for only the second time since 1960-61. New Mexico has lost 17 straight road games, it's longest skid since a 37-game drought between 1956-57 and 1959-60.

After sophomore Michael McCowan left the team on Feb. 26, UNM played the last four games with just nine players, seven on scholarship plus two walk-ons.

Two players departed the team following the 2002-03 season. Sophomores Jamaal Williams and Chad Bell elected to transfer at the end of the 2003 spring semester. That means UNM will have just six lettermen returning - including four starters - for 2003-04.

New Mexico will return 41.6% of the scoring, 46% of the rebounding and 62% of the minutes played for the 2003-04 season.

## 2002-03 NEW MEXICO BASKETBALL

No.	Name	Pos.	Ht.	Wt.	Cl-Exp.	Hometown	PPG	RPG	Notes
0	Mark Walters	G	6-2	195	Fr-RS	Albuquerque	9.5	5.6	Honorable ment. all-MWC; 23 points, 14 reb., 5 assists at Air Force
1	Chad Bell	P	6-11	255	So-1L	Inglewood, Calif.	1.5	1.6	Will transfer at the end of the semester
5	Ruben Douglas	G	6-5	200	Sr-2L	Altadena, Calif.	28.0	6.6	First Lobo to lead the nation in scoring
11	Javin Tindall	G	5-11	175	Jr-Tr	Wichita, Kan.	9.1	1.6	22 starts at point guard; 41 assists and 16 turnovers in MWC games
12	Ryan Ashcraft	G	6-2	175	Jr-2L	Albuquerque	3.4	1.9	Top defensive guard; 6 assists three times
13	David Chiotti	P	6-9	250	Fr-HS	San Jose, Calif.	3.9	4.0	Started last 15 g; 18 pts/41 reb. first 14 g; 92 pts/71 reb. last 14
20	Senque Carey	G	6-4	200	Sr-1L	East Palo Alto, Calif.	3.5	2.0	Out for season after a spinal cord injury Nov. 25 vs. Northwestern St.
22	Jeff Hart	G	6-1	160	Fr-HS	Albuquerque	3.5	1.0	Walk-on from Sandia HS; 14 points at Texas Tech
24	Jamaal Williams	F	6-6	220	So-1L	Corona, Calif.	11.3	5.1	Will transfer at the end of the semester
34	Mikal Monette	F	6-6	210	Fr-HS	Albuquerque	1.7	1.6	Walk-on from Cibola HS; 9 pts. (4-4 FGs) at Texas Tech

boldface indicates returning lettermen

**Head Coach:** Ritchie McKay (Seattle Pacific '87; 1st year at UNM; 93-107, 7th year overall)

**Assistants:** Brad Soucie (Christian Heritage '92); Scott Didrickson (Washington '95); Duane Broussard (Bradley '93)

**Director of Operations:** Bob Semling (Wisconsin-Eau Claire '81)

**Coordinator of Operations:** Grant Farmer (Williams College '98)

**Secretary:** Eva Ruof

## NEW MEXICO QUICK FACTS

### General Information

School:	The University of New Mexico
Location:	Albuquerque, New Mexico
Enrollment:	24,250
Founded:	1889 by Territorial Legislature
Colors:	Cherry and Silver
Nickname:	Lobos
Conference:	Mountain West
Arena:	The Pit/Bob King Court (18,018)
President:	Dr. F. Chris Garcia
Athletics Director:	Rudy Davalos
Head Coach:	Ritchie McKay
Assistant Coaches:	Brad Soucie, Scott Didrickson, Duane Broussard
Director of Operations:	Bob Semling
Coordinator of Operations:	Grant Farmer
Secretary:	Eva Ruof
Basketball Office:	505/925-5750
Basketball Office FAX:	505/925-5759

## MEDIA RELATIONS CONTACTS

### Area Code (505)

Greg Remington, Assoc. AD/Media Relations  
office: 925-5520  
cell: 710-7911  
home: 293-5048  
e-mail: gregrem@unm.edu

Jay Blackman, Media Relations Asst.  
office: 925-5528  
cell: 710-2828  
e-mail: blackman@unm.edu

Andrea Tafoya, Asst. Media Relations Director  
office: 925-5523  
home: 255-0466  
e-mail: andreat@unm.edu

Athletics Media Relations Fax ..... 925-5529

## MEDIA INFORMATION

**INTERVIEWS** - All interviews with student-athletes must be arranged through UNM Athletics Media Relations. There are no exceptions. Contacts are Greg Remington or Jay Blackman. Lobo coaches can be reached by calling the basketball office at (505) 925-5750.

**INTERNET** - The UNM Athletics home page is located at [www.golobos.com](http://www.golobos.com).

## 2002-03 MWC STANDINGS

	MWC	All
Utah .....	11-3 .....	25-8
BYU .....	11-3 .....	23-9
Wyoming .....	8-6 .....	21-11
UNLV .....	8-6 .....	21-11
San Diego State .....	6-8 .....	16-14
Colorado State .....	5-9 .....	19-14
New Mexico .....	4-10 .....	10-18
Air Force .....	3-11 .....	12-16

## 100TH SEASON OF LOBO BASKETBALL

The year-long celebration of the 100th season of men's basketball - sponsored by Sandia Casino - got underway on Sept. 13, 2002, when more than 60 former players and coaches attended the Lobo Legend Gala at The Pit. Additional highlights include:

> As a culmination of the 100th Season Celebration, the University of New Mexico announced on March 1 the results of more than 2,000 votes cast for the school's all-time coach and all-time team. The final tally:

**All-Time Coach:** Bob King

**All-Time Team:** Michael Cooper (1976-78), Mel Daniels (1964-67), Ruben Douglas (2000-03), Petie Gibson (1968-71), Ira Harge (1962-64), Marvin Johnson (1976-78), Luc Longley (1987-91), Royce Olney (1994-98), Charles Smith (1993-97), Kenny Thomas (1995-99).

## POSTSEASON HONORS

Senior Ruben Douglas was named MWC Player of the Year, all-district by the United States Basketball Writers and the National Association of Basketball Coaches, and honorable mention All-America by the Associated Press. Team awards announced at the annual basketball banquet on April 1:

Bob King Most Valuable Player - Ruben Douglas  
Most Improved Player - David Chiotti and Mark Walters  
Leadership Award - Ryan Ashcraft  
Inspiration Award - Senque Carey

## MWC TOURNAMENT RECAP

The Lobos had their 100th season of basketball end in the quarterfinals of the Mountain West Conference Tournament. No. 7 seed UNM was beaten by No. 2 seed BYU, 71-56. Scoring its fewest points of the season, New Mexico was eliminated from the MWC Tournament in the first round for the third time in the past four years.

Senior guard Ruben Douglas scored 18 points to become the first New Mexico player to lead the nation in scoring. He finished the season with 783 points in 28 games, a scoring average of 27.96. Douglas recorded his seventh career double-double by adding 11 rebounds, but he was just 5 of 19 from the floor. He did have five assists, but committed seven turnovers.

Down 29-23 early in the second half, the Lobos scored seven straight points - five by junior guard Ryan Ashcraft - to regain the lead at 30-29. UNM hit four of its first five shots to start the second period.

Douglas made two free throws to give UNM a 32-31 edge with 15 minutes left, but the Lobos went cold and BYU responded with a 14-0 burst to grab a 45-32 advantage. The Lobos went more than six minutes without scoring and 8:15 without a basket and were never able to recover.

Getting solid defensive play and rebounding to start the game, the Lobos held an 18-13 advantage when freshman David Chiott scored on a great individual drive to the basket with 4:52 left before halftime.

BYU ended the half with an 8-0 spurt - capped by Jeff Bower's 3-point basket - and a 25-20 lead at the break. New Mexico's 20 points was a season-low for the first half and ties for a season low in any half in 2002-03. The Lobos were just 9 of 27 from the floor in the first half and missed their last five attempts.

Douglas was one of four Lobos in double figures. Freshman Mark Walters finished with 11 points while junior Javin Tindall and freshman David Chiotti chipped in with 10 points apiece. The Lobos had no answer for BYU's 6-11 post Rafael Araujo. The 260-pound Brazilian dominated the inside with 19 points and 13 rebounds.

## MORE FROM BYU

- Douglas finished his UNM career 5th all-time with 1,782 points in just 86 games...he passed Luc Longley (1,769) in his final game...Douglas ended his collegiate career with 1,998 points, including a year at Arizona

- Douglas fell 2 points short of breaking Kenny Page's school record for single-season scoring average...Page scored 784 points in 28 games in 1979-80, an average of 28.00 points...Douglas had 783 points in 28 games, an average of 27.96

- Mark Walters finished the season with 265 points, the 9th-best total by a Lobo freshman...his 157 rebounds are second only to Kenny Thomas among UNM freshmen...Thomas had 256 in 1995-96

## HEAD COACH RITCHIE McKAY

Ritchie McKay (Seattle Pacific '87) completed his first season at the University of New Mexico. He has a career record of 93-107.

Son of the late Joe McKay, who was a three-year letterman at UNM from 1961-63, Ritchie McKay was named the 18th head coach on March 28, 2002. He replaced Fran Fraschilla, who was 55-41 in three seasons, from 1999-2002. McKay is in his fourth tour of duty as a collegiate head coach, with previous stops at Portland State (1996-98), Colorado State (1998-2000) and Oregon State (2000-02).

## FIRST-YEAR RECORDS

A look at how previous first-year mentors have done at UNM shows that only eight of the first 17 have finished with winning records. Dave Bliss (1988-89) has the most wins for a Lobo rookie coach with 22, while Woody Clements (1944-45) has the best winning percentage at .875 (14-2).

Other first-year coaches with a winning record include Ralph Hutchinson (4-1 in 1910-11), Tom Churchill (9-7 in 1930-31), George White (11-2 in 1943-44), Bob King (16-9 in 1962-63), Norm Ellenberger (21-6 in 1972-73) and Fran Fraschilla (18-14) in 1999-2000.

## LOBO HISTORY

The Lobos have an all-time record of 1,192-946 (.558). The first game was played on Feb. 2, 1900, an 8-6 victory over the Albuquerque Guards. UNM has been on the hardwood continuously since the 1921-22 season. New Mexico was 418-495 (.458) from 1900-62, but has compiled a 774-451 (.631) ledger since 1962-63, an average of nearly 19 wins a year.

The past 41 years, UNM has won five league titles, captured a pair of conference tournament crowns and advanced to postseason on 26 occasions, 10 NCAA tournaments and 16 appearances in the NIT.

UNM has posted 20-win seasons in 13 of the past 17 years. New Mexico has averaged 20.8 victories over the past 11 seasons and 21.0 the last 17. The Lobos have had just four losing seasons in the past 41 years.

## RECAPING RUBEN DOUGLAS

Senior guard **Ruben Douglas** (Altadena, Calif.) enjoyed one of the most prolific offensive seasons in school history. The first Lobo to lead the nation in scoring at 27.96 ppg, Douglas surprisingly became the first Lobo to average more than 20 points a game for an entire season since Hunter Greene did so in 1986-87. Greene averaged 21.1 points during a 35-game campaign 16 years ago. The school record for highest season average is 28.0 ppg, set by Kenny Page in 1979-80. Page finished 4th in the nation in scoring that season.

In less than three full seasons, Douglas became the Mountain West Conference's career scoring leader with 1,782 points. Amazingly, it took him just 22 games to become the MWC single-season scoring recordholder for all games and only nine league tilts to establish a new scoring standard in conference games. Former Lobo Lamont Long held the previous records in both categories (598 and 285 points) set during the 1999-2000 season.

In just 86 games at New Mexico, Douglas ranks 3rd in career free-throw percentage (83.0), 3rd in career 3-pointers made (218), 6th in career 3-point percentage (41.3) and 6th in scoring (1,782 points).

Douglas scored 30 or more points in five straight games between Jan. 27-Feb. 15, tying Page's school record established during the 1979-80 season. He holds school records for most points in three straight games (111) and four consecutive games (143). Douglas tied Marvin Johnson by scoring 82 points in consecutive games: 43 at San Diego State and 39 vs. Utah.

Douglas' 43 points against Wyoming on Feb. 15 and at San Diego State on Feb. 24 rank as the 7th-best performances in school history. It's the highest output by a Lobo since Page had 44 against BYU on Jan. 15, 1981. His 43 points at SDSU are the most by a Lobo away from Albuquerque. Willie Long scored 41 at BYU on Jan. 29, 1970.

In conference games, Douglas averaged 32.1 ppg and shot 45.7% (59-129) from 3-point. He scored 44.5% (449 of 1,008) of the Lobos' total points in MWC affairs.

Douglas' 79 points versus UNLV (40) and BYU (39) earned him MWC Player of the Week Feb. 3 for the second time this season.

Not surprising is that Douglas has led the team in scoring in all but three games this year - Jamaal Williams had 23 against Pepperdine and 25 at UNLV and Mark Walters had 23 at Air Force - and in 31 of the past 34 encounters going back to last year. Douglas really picked up where he left off a year ago. Last year's MWC scoring

## NEW MEXICO IN THE PIT

First Game:	Dec. 1, 1966
Total Games:	650
All-Time Record:	522-128 (80%)
Longest Win Streak:	41 (2/10/96 - 2/19/98)
Total Attendance:	10,256,417
All-Time Average Attendance:	15,762
Non-conference games:	305-62
Conference/Conference Tournament:	217-66
80 or more points:	282-25
90 or more points:	156-8
100 or more points:	70-1
Overtime:	15-11
Since 1995-96 season:	123-26 (83%)

## ATTENDANCE IN THE PIT

Year	Total	G	Average	Natl. Rank	Record
1966-67	191,669	15	12,778	2nd	14-1
1967-68	214,563	18	11,920	5th	16-2
1968-69	191,309	14	13,665	3rd	12-2
1969-70	191,207	14	13,673	3rd	10-4
1970-71	212,168	15	14,144	2nd	10-5
1971-72	186,660	14	13,333	6th	12-2
1972-73	200,923	14	14,352	6th	13-1
1973-74	217,913	15	14,528	4th	15-0
1974-75	210,381	15	14,025	4th	11-4
1975-76	247,021	16	15,439	2nd	12-4
1976-77	283,865	18	15,770	2nd	15-3
1977-78	292,995	17	17,235	2nd	16-1
1978-79	276,941	17	16,291	3rd	15-2
1979-80	267,087	18	14,838	7th	6-12
1980-81	272,525	16	17,033	3rd	9-7
1981-82	264,404	16	16,525	4th	13-3
1982-83	277,677	17	16,334	4th	13-4
1983-84	314,029	20	15,701	7th	16-4
1984-85	324,941	20	16,248	4th	14-6
1985-86	306,908	18	17,050	4th	14-4
1986-87	360,988	23	15,695	8th	19-4
1987-88	333,369	21	15,875	9th	19-2
1988-89	344,023	20	17,201	8th	15-5
1989-90	332,580	20	16,629	8th	17-3
1990-91	295,042	17	17,355	7th	15-2
1991-92	312,091	20	15,605	11th	15-5
1992-93	258,308	16	16,144	7th	15-1
1993-94	286,419	17	16,648	8th	16-1
1994-95	321,691	20	16,085	9th	12-8
1995-96	320,517	20	16,026	9th	19-1
1996-97	309,122	18	17,173	6th	18-0
1997-98	282,002	16	17,625	7th	15-1
1998-99	347,721	20	17,386	6th	19-1
1999-00	328,867	20	16,443	8th	13-7
2000-01	311,940	19	16,418	8th	15-4
2001-02	312,090	19	16,426	7th	14-5
2002-03	258,161	17	15,186	—	10-7
<b>Totals</b>	<b>10,256,417</b>	<b>650</b>	<b>15,762</b>	<b>—</b>	<b>522-128</b>

school records

## 2001-02 NCAA ATTENDANCE LEADERS

1.	Kentucky	21,014
2.	Louisville	18,929
3.	Indiana	17,183
4.	Syracuse	17,023
5.	Ohio State	16,603
6.	Wisconsin	16,528
7.	New Mexico	16,426
8.	North Carolina	16,319
9.	Kansas	16,285
10.	Memphis	16,225

champ averaged 27.3 points over the final six games of the 2001-02 season.

Douglas also led the team in rebounding, averaging 6.6 a game, including 7.2 in MWC contests. A double-double in four of his last six games, he became the first Lobo to have a double-double in three straight games since 6-7, 260-pound power forward Kenny Thomas did so in 1998-99.

The last Lobo to lead the team in both scoring and rebounding was Thomas in 1998-99. The last time a guard or small forward led the team in rebounds was Hunter Greene in 1986-87. Greene played at 6-foot-7.

Douglas established a school and MWC record by scoring 20 or more points in 16 consecutive games. He scored 20 or more points 49 times in his Lobo career and reached 30 or more points on 15 occasions, including 11 times this year. He also had a school-record three 40-point explosions this season.

Douglas was named Mountain West Conference Player of the Week for the first time this year on Dec. 9 for his performance in Lobo victories over Northeastern and Indiana-Purdue-Fort Wayne. It's the third player of the week honor of Douglas' career. He averaged 26.5 points and 4.5 rebounds, while making 17-of-34 FGs and 18-of-22 FTs. He converted a three-point play with 5.7 seconds remaining in the game to give the Lobos a 90-88 victory over Northeastern. Twenty-four of his 30 points came in the second half. Against IPFW, Douglas posted 23 points on 7-of-13 FGs, 3-of-6 treys and 6-of-7 FTs.

In the 59-57 victory over Northern Arizona, Douglas hit a pair of free throws with 31.6 seconds left, then swished home the game-winning 12-footer with 5.9 ticks remaining.

Douglas accomplished something only three other Lobos have done: Score 100 points in the first four games of the season. Douglas, with 101 points, joined Kenny Page, Marvin Johnson and Mel Daniels in the exclusive club.

#### Records Held By Ruben Douglas

##### **UNM, Game**

3-Point Field Goals: 9 vs. Pacific, Nov. 23, 2001  
3-Point Field Goals Attempts: 15 vs. UNLV, Jan. 27, 2002 (tied)  
Free Throws Made: 26 vs. Utah, March 1, 2003  
Free Throws Attempted: 31 vs. Utah, March 1, 2003  
Free Throw Percentage: 1.000 (15-15) vs. UNLV, Feb. 5, 2002

##### **UNM, Season**

Points, Conference Season: 449 (2002-03)  
Points, 2 Straight Games: 82 (tied)  
Points, 3 Straight Games: 111  
Points, 4 Straight Games: 143  
Points, Road Game: 43 at San Diego State, Feb. 24, 2003  
Scoring Average, Conference Games: 32.1 (2002-03)  
Games Scoring 20+ Points: 26  
Games Scoring 40+ Points: 3  
Consecutive 20-Point Games: 16 (Jan. 4-March 3, 2003)  
Consecutive 30-Point Games: 5 (Jan. 27-Feb. 17, 2003) (tied)  
Consecutive Games, 3-Point FG Made: 35  
Free Throws Made: 253 (2002-03)  
Free Throws Attempted: 301 (2002-03)  
Free Throw Percentage, Conference Game: 1.000 (15-15) vs. UNLV, Feb. 5, 2002  
Free Throws Made, Conference Season: 158 (2002-03)  
Free Throws Attempted, Conference Season: 185 (2002-03)

##### **MWC, All Games**

Field Goals Made, Game: 15 vs. UNLV, Jan. 27, 2002 (tied)  
Field Goal Attempts, Game: 31 vs. UNLV, Jan. 27, 2002  
Free Throws Made, Game: 26 vs. Utah, March 1, 2003  
Free Throws Attempted, Game: 31 vs. Utah, March 1, 2003  
Points, Season: 783 (2002-03)  
Points, Career: 1,782 (2000-03)  
Consecutive 20-Point Games: 16 (Jan. 4-March 3, 2003)  
Consecutive Games Scoring in Double Figures: 37 (Feb. 5, 2002-March 13, 2003)  
Field Goal Attempts, Season: 549  
3-Point Field Goals, Game: 9 vs. Pacific, Nov. 23, 2001

3-Point Field Goals, Season: 91 (2002-03)  
Free Throws, Season: 253 (2002-03)  
Free Throws Attempted, Season: 301 (2002-03)

##### **MWC, Conference Games**

Field Goals Made, Game: 15 vs. UNLV, Jan. 27, 2002  
Field Goal Attempts, Game: 31 vs. UNLV, Jan. 27, 2002  
Free Throws Made, Game: 26 vs. Utah, March 1, 2003  
Free Throws Attempted, Game: 31 vs. Utah, March 1, 2003  
Points, Season: 449 (2002-03)  
Points, Career: 932 (2000-03)  
Field Goals Made, Season: 116 (2002-03)  
Field Goal Attempts, Season: 288 (2002-03)  
3-Point Field Goals, Game: 8 vs. UNLV, Jan. 27, 2002  
3-Point Field Goals, Season: 59 (2002-03)  
3-Point Field Goals Attempts, Game: 15 vs. UNLV, Jan. 27, 2002  
3-Point Field Goals Attempts, Season: 129 (2002-03)  
Free Throws Made, Season: 158 (2002-03)  
Free Throws Attempted, Season: 185 (2002-03)

#### Ruben Douglas Month-by-Month

	G	FG-A	Pct.	3-Pt.	Pct.	FT-A	Pct.	Reb-Avg.	Pts-Avg.
November	3	20-53	.377	6-24	.250	25-27	.926	26-8.7	71-23.7
December	7	52-138	.377	20-54	.370	46-57	.807	33-4.7	170-24.3
January	7	66-148	.446	27-64	.422	46-60	.767	41-5.9	205-29.3
February	7	59-134	.440	32-63	.508	88-98	.898	52-7.4	238-34.0
March	4	21-76	.276	9-33	.273	48-59	.814	33-8.3	99-22.8

#### **SENQUE CAREY UPDATE**

Lobo senior guard **Senque Carey (East Palo Alto, Calif.)** had surgery Jan. 27 to remove a bulging disc and fuse vertebrae in his neck. The procedure took place at the Stanford Medical Center. Carey was in the hospital for 15 days after the surgery and his rehabilitation could take up to 18 months.

Carey suffered a spinal cord injury Monday, Nov. 25 in a game against Northwestern (La.) State. He was injured with 7:41 remaining in the first half while attempting to draw a charge. After the seemingly innocent collision with NSU's Byron Allen, Carey lay motionless for nearly 15 minutes before being immobilized, placed on a stretcher and taken to University Hospital. He had no feeling from the neck down when he was taken from the arena. He was able to move his arms the next morning.

After 13 days of paralysis in his legs from Nov. 25-Dec. 7, Carey attended a Lobo practice on Sunday, Dec. 8, and walked with assistance from his girlfriend, Nadia Steed, and a student manager much to the delight of the coaches and his teammates. He has really become an unofficial student coach, giving guidance and encouraging his teammates at practice and at games.

Carey played in all 30 games last season after transferring from the University of Washington. He started 20 games overall, including the final 16. Carey averaged six points, 4.1 rebounds and he led the team with 95 assists. He had seven points, four rebounds and six assists in the Lobos' season-opening loss to California. Carey had one assist in nine minutes against Northwestern before the injury.

#### **THIN RANKS IN 2002-03**

Carey's absence left the Lobos with just 10 players, including two walk-ons. One of the eight players on scholarship - Ryan Ashcraft - is also a former walk-on. Seven of the 10 players were in their first year at UNM.

Minus Carey, the scholarship players combined for a scant eight years of NCAA Div. I experience when the season began, three of those coming from Ruben Douglas. Two of those years were credited to Ashcraft, who had played a grand total of 27 minutes in his first two seasons. Entering the season, Douglas was the only Lobo who had played more than one year at UNM.

For what is believed to be the first time in school history, the Lobos started four freshmen - David Chiotti, Jeff Hart, Mikal Monette and Mark Walters - in a game. The neophyte quartet was joined by Douglas in a Dec. 21 game against Southern Utah.

## IF NOT FOR BAD LUCK.....

The tough times for first-year head coach Ritchie McKay and his staff began back in the summer when Shelton Colwell, a 6-9 junior college transfer and a much-needed inside presence, did not qualify academically.

Junior G Ryan Ashcraft suffered a severely sprained ankle at the Lobo Howl on Oct. 12. He reinjured the ankle later that month and missed UNM's first two exhibition games.

During tryouts in mid-October, the Lobos were excited about the ability of 6-8 junior walk-on post player Zach Volek from Albuquerque La Cueva HS. Volek tore his Achilles' tendon less than a week into practice and is out for the year.

Co-captain Senque Carey had his UNM career end less than two games into his senior season when he suffered a spinal cord injury in the first half against Northwestern State.

Junior guard Javin Tindall missed three games (Dec. 18-28) with the flu and a stress fracture in his ribs.

While going after a loose ball in practice on Jan. 1, Ashcraft took a blow to the head and received a concussion. He did not make the trip to Tennessee.

Looking back to last April shows that McKay's first Lobo team essentially took on a completely different look after his first day on the job. Sophomore Patrick Dennehy, a 6-9 post recruited by Fran Fraschilla, walked out of McKay's first practice session. Dennehy, who averaged 10.6 points and a team-high 7.5 rebounds in 28 starts a year ago, eventually transferred to Baylor. Also, point guard Marlon Parmer, who had been dismissed from the Lobo team before McKay's arrival, was not allowed to rejoin the team. Parmer, who would have been a senior this season, averaged 12.8 points, 5.4 rebounds and 5.4 assists in 16 games. Parmer is now playing at Kentucky Wesleyan.

## THE 3-POINT STORY

- The Lobos averaged 7.9 treys in 2002-03 (222 in 28 games), the third-highest season average in school history...only the 1993-94 team (9.7, 300 in 31 games) and the 1997-98 team (9.4, 301 in 32 games) made more per game ...the most they made in three seasons under Fran Fraschilla was 183 in 2000-01

- New Mexico made 11-23 (48%) shots against Colorado State and a season-high 15-26 (57.7%) attempts against Wyoming

- The last 20 games, the Lobos have converted 40.1% (160-399) of their shots from 3-point compared to 29% (62-214) the first 8 games

- UNM has made a 3-pointer in 396 straight games, the 11th-longest streak in NCAA Div. I history...the last time the Lobos failed to connect was Jan. 3, 1991 at Colorado State when they missed on eight attempts...UNLV, which has never failed to make a 3 since the shot became rule in 1986-87, is the all-time leader at 539 straight

## THIS AND THAT

- In 2002-03, Lobo freshmen (Mark Walters, David Chiotti, Jeff Hart and Mikal Monette) composed nearly half of the roster...the quartet accounted for 36% (327/910) of the rebounds, 35.3% (1,982/5,625) of the minutes played and 25.6% (508/1,986) of the points...Hart and Monette are walk-ons

- New Mexico shot 42.3% from the floor, the lowest accuracy by a Lobo team in 41 years, since the 1961-62 team made just 37.4%

- The Lobos made 40 of 53 FTs in the 76-69 victory over No. 22 Utah on March 1...the last time New Mexico made and attempted more free throws in a game was against Boston University on Dec. 30, 1980...the Lobos were 45 of 55 from the line in a 107-87 victory

- In what appears to be a first in the history of Lobo basketball, a New Mexico team had 9 or fewer turnovers in four straight games: 7 at Utah, 6 against Air Force, 9 against Wyoming and 9 against Colorado State...turnovers have been charted since the 1969-70 season, although team totals are official only since 1975-76

- UNM committed just 174 turnovers the last 17 games (10.2 a game) compared to 157 in the first 11 games (14.3 a game)...for the season, the Lobos were guilty of 331 errors, or 11.82 a game, which is the second-lowest in school history...the lowest average for one season is 11.70 (398 in 34 games) in 2000-01

- The Lobos were 8-3 when allowing less than 70 points, but 2-15 when the opponent reaches 70 or more

- Free-throw accuracy was solid as UNM made 73.2% on the season, the fifth-highest accuracy in school history ...the Lobos hit 190 of 242 tosses (78.5%) the last 10 games...UNM shot a steamy 76.9% from the line in MWC games...the Lobos ranked 2nd to BYU in the MWC in FT accuracy for all games and conference games

- The Lobos used a different starting lineup in their first 12 games and had 15 separate units in the first 19 contests...11 Lobos started...Ruben Douglas is the only player to have started every game

## NEW MEXICO SINCE 1983-84

Year	Record	Postseason
1983-84	24-11	NIT (0-1)
1984-85	19-13	NIT (1-1)
1985-86	17-14	NIT (0-1)
1986-87	25-10	NIT (0-1)
1987-88	22-14	NIT (2-1)
1988-89	22-11	NIT (2-1)
1989-90	20-14	NIT (3-2)
1990-91	20-10	NCAA (0-1)
1991-92	20-13	NIT (2-1)
1992-93	24-7	NCAA (0-1)
1993-94	23-8	NCAA (0-1)
1994-95	15-15	—
1995-96	28-5	NCAA (1-1)
1996-97	25-8	NCAA (1-1)
1997-98	24-8	NCAA (1-1)
1998-99	25-9	NCAA (1-1)
1999-00	18-14	NIT (1-1)
2000-01	21-13	NIT (2-1)
2001-02	16-14	NIT (0-1)
2002-03	10-18	—

## 3-POINT STREAK INTACT

UNM has made at least one 3-pointer in 396 straight games...the last time it didn't was Jan. 3, 1991, missing on 8 attempts against Colorado State...since the 3-point shot became part of college basketball in 1986-87, the Lobos have made 10 or more 72 times...the record in those games is 60-12...a look at the Lobos' 3-point shooting:

Season	3FG-A	Pct.
1992-93	238-611	.390
1993-94	300-782	.384
1994-95	199-579	.344
1995-96	220-578	.381
1996-97	245-656	.373
1997-98	301-748	.402
1998-99	247-667	.370
1999-00	155-459	.338
2000-01	183-534	.343
2001-02	180-477	.377
2002-03	222-163	.362

- UNM's most often-used starting lineup included 6-5 Ruben Douglas, 6-2 Mark Walters, 6-2 Ryan Ashcraft, 5-11 Javin Tindall and 6-9 David Chiotti...that lineup - which features four guards and an average height of 6-3 - started nine times, including five of the past six games...the record of that group was 3-6
- UNM was 5-14 when being outrebounded, 5-3 when gathering more boards...the Lobos were out-boarded by a margin of 2.7 on the year
- The Lobos' 107-49 win over Western New Mexico is their largest margin of victory since a 110-49 win over Eastern New Mexico on Dec. 6, 1994...the 107 points are the most in a regulation game since a 112-61 triumph over Holy Cross on Dec. 29, 1997
- Opponents shot 47.7% from the floor, including 50.3% in MWC games...the last time UNM allowed foes to shoot better than 47% for a season was 1984-85 at 48.1%
- Jamaal Williams' 25 points at UNLV are the most by a Lobo reserve since Brian Hayden canned 26 against Cal State Northridge on Dec. 28, 1994...Williams' 15 rebounds at UNLV are the most since Patrick Dennehy had 17 last year against Alcorn State
- Freshman David Chiotti came into the Western New Mexico game having scored just 18 career points in his first 14 games as a Lobo...he surpassed that total in the first half, tallying 20 points on his way to a career-best 21...that's the most points by a Lobo freshman since John Robinson II scored 24 at Fresno State on Jan. 4, 1999...Chiotti also tied a career-high with 9 rebounds against WNMU
- Four of the Lobos' 10 wins were by four points or less
- UNM gathered more assists than turnovers in a game 12 times...the Lobos were 7-5 in those games

## RUNNIN' OUT OF GAS?

Inexperience and lack of depth hindered the Lobos ability to close out games as shown by the notes and numbers below:

**California (L, 76-68):** Led 50-37 with 14:34 to play and 60-56 with 6:57 left...Lobos scored just 8 points the remainder of the game, including a scoring drought of 4:55

**at New Mexico State (L, 59-58):** Lobos led the Aggies 52-45 with 4:39 remaining, but UNM was 1-4 from the floor, 4-7 from the line and committed two turnovers until the final buzzer

**Northeastern (W, 90-88):** UNM had a 72-62 advantage with 6:39 to go, but trailed 88-87 with 36.6 seconds left...Ruben Douglas won the

game with a short jumper and a free throw with 5.7 seconds left

**at Tennessee (L, 71-64):** Lobos led 64-62 with 2:37 left, but never scored again...UNM only made four FTs during the final 5:30, and missed eight of its last nine shots from the field

**at Wyoming (L, 85-81, OT):** UNM had a 69-59 lead with 3:57 remaining...Cowboys outscored the Lobos 12-2 down the stretch, including a 3-pointer with 2.3 seconds left, to force overtime...New Mexico was 0-2 on FGs, 2-4 from the line and had two turnovers in the last four minutes of regulation

**San Diego State (W, 66-62):** Lobos hang on despite scoring just 7 points - only two baskets - in the final 8:56...UNM once led 59-48

**UNLV (L, 75-66):** Leading 41-32 at halftime, the Lobos scored just 9 points in the final 11:31...they were outscored 13-3 over the final 4:21...after starting the second half making 6 of 11 shots, UNM converted just 3-17 in the final 11:53

**at Utah (L, 78-68):** The Lobos trailed 45-44 with 15:34 left. Over the next 11:30, UNM would go without a basket, scoring just 11 free throws as the Utes opened a double-digit lead. Mark Walters finally scored at the 4:04 mark, cutting Utah's insurmountable lead to 68-57.

## LOBOS IN THE PIT

Constructed in 1966, The Pit completed its 37th year as the home of the Lobos. UNM has an all-time mark of 522-128 (80%) in the building that resides 37 feet below street level. The Lobos have had a winning record in The Pit in 36 of their 37 years as tenants and tore off a school-record 41-game home winning streak from 1996-98. Since the beginning of the 1995-96 season, the Lobos are 123-26 (83%) at home.

## EARLY SIGNEES

The Lobos signed three high school seniors to national letters of intent on Wednesday, Nov. 13:

Justin Benson	F	6-8	240	Houston, Texas (Gulf Shores Academy)
Lenny Miles	G	6-0	185	Commerce City, Colo. (Adams City HS)
Ryan Wall	G	6-0	160	Coppell, Texas (Coppell HS)

Additionally, the Lobos have three transfers that will be eligible next season. Billy Feeney, a 6-9 forward from Portland State, will have three years remaining starting in 2003-04. Also from Portland State is Troy DeVries, a 6-3 guard who will be a junior next season. A midseason transfer, DeVries will not be eligible until the end of the 2003 fall semester. Another midseason transfer is 6-8 forward Danny Granger, who comes to UNM from Bradley. Granger will be a junior as well.

## 2002-03 Single-Game Superlatives

Largest Lead - 60 (107-47) vs. Western New Mexico  
Largest Deficit - 31 (68-37 and 88-57) at Texas Tech

Largest Halftime Lead - 23 (52-29) vs. Western New Mexico  
Largest Halftime Deficit - 24 (56-32) at Texas Tech

Largest Halftime Deficit Overcome for Victory - 5 (36-31) vs. Northwestern State (W, 60-56)  
Largest Deficit Overcome for Victory - 14 (29-15) vs. Northwestern State (W, 60-56)  
Largest Lead Surrendered in a Loss - 13 (30-17; 50-37) vs. Cal

Largest Winning Margin - 58 (107-49) vs. Western New Mexico  
Largest Losing Margin - 27 (98-71) at Texas Tech

## POSTSEASON PERENNIALS

UNM has advanced to postseason play seven of the past eight years and 18 times in the last 20 seasons, dating back to 1983-84. The Lobos participated in the NIT from 2000-02, advancing to the second round in 2000 and the quarterfinals in 2001. The Lobos have also made seven NCAA Tournament appearances since 1991, including four straight (1996-99), advancing to the second round each time.

Before a first-round exit in the NIT in 2002, UNM had been one of just eight schools in the nation to win at least one postseason game (NCAA or NIT) from 1996-2001: Connecticut, Cincinnati, Kansas, Kentucky, Michigan State, Purdue,

# LOBO RECORD BOOK

## SCORING / CAREER

	Player	Years	Games	Points
1.	Charles Smith	1994-97	126	1,993
2.	Kenny Thomas	1996-99	123	1,931
3.	Lamont Long	1997-00	124	1,840
4.	Clayton Shields	1995-98	128	1,837
5.	Ruben Douglas	2000-03	86	1,782
6.	Luc Longley	1988-91	132	1,769
7.	Hunter Greene	1984-88	127	1,745
8.	Rob Robbins	1988-91	133	1,739
9.	Willie Long	1969-71	78	1,542
10.	Mel Daniels	1965-67	77	1,537

## SCORING / SEASON

	Player	Year	Games	Points
1.	Kenny Page	1980	28	784
2.	Ruben Douglas	2003	28	783
3.	Hunter Greene	1987	35	740
4.	Marvin Johnson	1978	28	673
5.	Kelvin Scarborough	1987	35	660
6.	Johnny Brown	1986	31	649
7.	Charles Smith	1996	33	642
8.	Luc Longley	1990	34	627
9.	Willie Long	1970	26	621
	Willie Long	1971	26	621

## SCORING AVERAGE / SEASON

	Avg.	Player	Year
1.	28.00	Kenny Page	1979-80
2.	27.96	Ruben Douglas	2002-03
3.	24.1	Kenny Page	1980-81
4.	24.0	Marvin Johnson	1977-78
5.	23.9	Willie Long	1969-70
6.	23.9	Willie Long	1970-71

## SCORING AVERAGE / CAREER

	Avg.	Player	Years
1.	26.2	Kenny Page	1979-81
2.	21.9	Marvin Johnson	1976-78
3.	20.7	Ruben Douglas	2000-03
4.	19.96	Mel Daniels	1964-67
5.	19.94	Johnny Brown	1984-86
6.	19.77	Willie Long	1968-71
7.	18.8	Ira Harge	1962-64

## FIELD GOALS ATTEMPTED / SEASON

	Player	Year	No.
1.	Kenny Page	1980	618
2.	Hunter Greene	1987	570
3.	Ruben Douglas	2003	549
4.	Kenny Page	1981	525
5.	Charles Smith	1996	506
6.	Marvin Johnson	1978	497
7.	Hunter Greene	1988	492
8.	Ron Nelson	1968	487
9.	Lamont Long	2000	471
10.	Mel Daniels	1967	468

## FIELD GOALS ATTEMPTED / CAREER

Rk.	Player	Years	No.
1.	Charles Smith	1994-97	1,640
2.	Hunter Greene	1984-88	1,429
3.	Clayton Shields	1995-98	1,359
4.	Lamont Long	1997-00	1,427
5.	Ruben Douglas	2001-03	1,291
6.	Rob Robbins	1988-91	1,256
7.	Kenny Thomas	1996-99	1,240
8.	Mel Daniels	1965-67	1,228
9.	Francis Grant	1960-62	1,221
10.	Luc Longley	1988-91	1,187

## 3-POINT FIELD GOALS MADE / SEASON

Rk.	Player	Year	No.
1.	Kevin Henry	1999	102
2.	Clayton Shields	1997	96
3.	Marlow White	1994	94
5.	Ruben Douglas	2003	94
5.	Clayton Shields	1998	90
6.	Rob Robbins	1989	83
7.	Royce Olney	1998	80
	Greg Brown	1994	80
10.	Marlow White	1995	77

## 3-POINT FIELD GOALS ATTEMPTED / SEASON

Rk.	Player	Year	No.
1.	Kevin Henry	1999	239
2.	Ruben Douglas	2003	238
3.	Marlow White	1994	237
4.	Clayton Shields	1997	226
5.	Clayton Shields	1998	221
6.	Marlow White	1995	211
7.	Steve Logan	1992	210
8.	Rob Robbins	1990	197

## 3-POINT FIELD GOALS MADE / CAREER

Rk.	Player	Years	No.
1.	Clayton Shields	1995-98	285
2.	Rob Robbins	1988-91	264
3.	Ruben Douglas	2001-03	218
4.	Charles Smith	1994-97	207
5.	Kevin Henry	1998-00	197

## 3-POINT FIELD GOALS ATTEMPTED / CAREER

Rk.	Player	Years	No.
1.	Clayton Shields	1995-98	699
2.	Rob Robbins	1988-91	636
3.	Charles Smith	1994-97	605
4.	Ruben Douglas	2001-03	528
5.	Kevin Henry	1998-00	515
6.	Marlow White	1994-95	448
7.	Lamont Long	1997-00	410

## 3-POINT FIELD GOAL PERCENTAGE / SEASON

Rk.	Player	Year	FG-FGA	Pct.
1.	Royce Olney	1998	80-156	.513
2.	Rob Robbins	1989	83-169	.491
3.	Tim Lightfoot	2002	39-80	.488
4.	Ike Williams	1993	71-155	.458
5.	Ruben Douglas	2002	66-147	.449
6.	Royce Olney	1996	38-87	.437
7.	Canonchet Neves	1993	47-108	.435
8.	Willie Banks	1992	33-76	.434
10.	Greg Brown	1993	51-119	.429
11.	Kelly Graves	1987	71-166	.428

## 3-POINT FIELD GOAL PERCENTAGE / CAREER

Rk.	Player	Years	FG-FGA	Pct.
1.	Willie Banks	1989-92	78-177	.441
2.	Kelly Graves	1986-87	71-166	.427
3.	Royce Olney	1995-98	174-408	.426
4.	Greg Brown	1993-94	131-311	.421
5.	Rob Robbins	1988-91	264-636	.415
6.	Ruben Douglas	2001-03	218-528	.413
7.	Tim Lightfoot	1999-02	124-303	.409
8.	Clayton Shields	1995-98	285-699	.407
9.	Canonchet Neves	1993-94	118-294	.401
10.	Darrell McGee	1987-90	118-306	.386

## FREE THROWS MADE / SEASON

Rk.	Player	Year	No.
1.	Ruben Douglas	2003	253
2.	Kelvin Scarborough	1987	200
3.	Phil Smith	1984	199
4.	Willie Long	1971	193
5.	Hunter Greene	1987	165

## FREE THROWS ATTEMPTED / SEASON

Rk.	Player	Year	No.
1.	Ruben Douglas	2003	301
2.	Willie Long	1971	273
3.	Kelvin Scarborough	1987	257
4.	Phil Smith	1984	253
5.	Johnny Brown	1986	237
6.	Toby Roybal	1956	221
7.	Tom King	1960	219

## FREE THROWS MADE / CAREER

Rk.	Player	Years	No.
1.	Phil Smith	1981-84	547
2.	Kenny Thomas	1996-99	534
3.	Ruben Douglas	2001-03	488
4.	Kelvin Scarborough	1984-87	441
5.	Willie Long	1969-71	422
6.	Lamont Long	1997-00	399
7.	Luc Longley	1988-91	377
8.	Hunter Greene	1984-88	359
9.	Mel Daniels	1965-67	349
10.	Ron Becker	1968-70	317

## FREE THROWS ATTEMPTED / CAREER

Rk.	Player	Years	No.
1.	Phil Smith	1981-84	730
2.	Kenny Thomas	1996-99	722
3.	Willie Long	1969-71	618
4.	Kelvin Scarborough	1984-87	606
5.	Ruben Douglas	2001-03	588
6.	Mel Daniels	1965-67	518
7.	Luc Longley	1988-91	513
8.	Lamont Long	1997-00	507
9.	Hunter Greene	1984-88	453
10.	Ira Harge	1963-64	428

## FREE THROW PERCENTAGE / SEASON

Rk.	Player	Year	FT-FTA	Pct.
1.	Rob Robbins	1990	101-108	.935
2.	Rob Robbins	1989	77-84	.917
3.	Tommy Roberts	1972	118-135	.874
4.	Rob Robbins	1991	73-86	.849
5.	Marlow White	1995	93-110	.845
6.	Pat King	1975	91-108	.843
7.	Ruben Douglas	2003	253-301	.841
8.	Ruben Douglas	2002	140-167	.838
9.	Dan Darrow	1953	141-169	.834
10.	Jim Howard	1966	70-85	.824

## FREE THROW PERCENTAGE / CAREER

(Minimum 150 attempts)

Rk.	Player	Years	FT-FTA	Pct.
1.	Rob Robbins	1988-91	309-348	.888
2.	Tommy Roberts	1971-73	188-224	.839
3.	Ruben Douglas	2001-03	488-588	.830
4.	Greg Brown	1993-94	168-204	.824
5.	Ron Nelson	1967-68	156-191	.817
6.	Bob Martin	1957-58	170-210	.810
7.	Pat King	1973-75	130-161	.807
8.	Marlow White	1994-95	178-222	.802
9.	Damion Walker	1999-00	244-306	.797
10.	Mike Lucero	1962-64	192-241	.796

## FRESHMAN SCORING LEADERS

	Pts.	Player	Year
1.	484	Kenny Thomas	1996
2.	346	John Robinson II	1999
3.	321	Phil Smith	1981
4.	320	Rob Robbins	1988
5.	314	Clayton Shields	1995
6.	313	Charles Smith	1994
7.	307	Willie Banks	1989
8.	268	Lamont Long	1997
9.	265	Mark Walters	2003
10.	250	Marlon Pamer	2000

## FRESHMAN REBOUND LEADERS

	Rebs.	Player	Year
1.	256	Kenny Thomas	1996
2.	157	Mark Walters	2003
3.	142	Clayton Shields	1995
	142	Jamaal Williams	2002
5.	138	Patrick Dennehy	2001
6.	135	Lamont Long	1997
7.	116	Michael Johnson	1981
8.	114	Rob Robbins	1988
9.	113	Charles Smith	1994
10.	112	David Chiotti	2003

# Head Coach Ritchie McKay Record Breakdown

<u>Portland State (24-29)</u>	<u>All</u>	<u>Big Sky</u>	<u>Finish</u>	<u>Postseason</u>
1996-97	9-17	6-10	7th	
1997-98	15-12	10-6	T3rd	

<u>Colorado State (37-23)</u>	<u>All</u>	<u>WAC/MWC</u>	<u>Finish</u>	<u>Postseason</u>
1998-99	19-11	7-7	T4th	NIT (2-1)
1999-2000	18-12	8-6	4th	

<u>Oregon State (22-37)</u>	<u>All</u>	<u>Pac-10</u>	<u>Finish</u>	<u>Postseason</u>
2000-01	10-20	4-14	T9th	
2001-02	12-17	4-14	9th	

<u>New Mexico (10-18)</u>	<u>All</u>	<u>MWC</u>	<u>Finish</u>	<u>Postseason</u>
2002-03	10-18	4-10	7th	

<b>Totals</b>	<b>93-107</b>	<b>43-67</b>		
---------------	---------------	--------------	--	--


<u>Portland State</u>	<u>Overall</u>	<u>Home</u>	<u>Away</u>	<u>Neu.</u>	<u>Conf.</u>	<u>Non-Con.</u>	<u>Nov.</u>	<u>Dec.</u>	<u>Jan.</u>	<u>Feb.</u>	<u>March</u>	<u>OT</u>
1996-97	9-17	8-5	1-12	0-0	6-10	3-7	0-3	2-4	4-6	3-4	0-0	0-0
1997-98	15-12	12-1	3-11	0-0	10-6	5-6	3-0	2-5	6-3	4-4	0-0	1-1
<b>Totals</b>	<b>24-29</b>	<b>20-6</b>	<b>4-13</b>	<b>0-0</b>	<b>16-16</b>	<b>8-13</b>	<b>3-3</b>	<b>4-9</b>	<b>10-9</b>	<b>7-8</b>	<b>0-0</b>	<b>1-1</b>

<u>Colorado State</u>	<u>Overall</u>	<u>Home</u>	<u>Away</u>	<u>Neu.</u>	<u>Conf.</u>	<u>Non-Con.</u>	<u>Nov.</u>	<u>Dec.</u>	<u>Jan.</u>	<u>Feb.</u>	<u>March</u>	<u>OT</u>
1998-99	19-11	14-2	4-8	1-1	7-7	12-4	4-1	5-1	4-4	4-3	2-2	1-1
1999-2000	18-12	10-3	5-7	3-2	8-6	10-6	1-2	8-1	3-5	5-2	1-2	0-0
<b>Totals</b>	<b>37-23</b>	<b>24-5</b>	<b>9-15</b>	<b>4-3</b>	<b>15-13</b>	<b>22-10</b>	<b>5-3</b>	<b>13-2</b>	<b>7-9</b>	<b>9-5</b>	<b>3-4</b>	<b>1-1</b>

<u>Oregon State</u>	<u>Overall</u>	<u>Home</u>	<u>Away</u>	<u>Neu.</u>	<u>Conf.</u>	<u>Non-Con.</u>	<u>Nov.</u>	<u>Dec.</u>	<u>Jan.</u>	<u>Feb.</u>	<u>March</u>	<u>OT</u>
2000-01	10-20	7-7	1-10	2-3	4-14	6-6	4-1	2-5	2-5	2-6	0-3	0-2
2001-02	12-17	8-7	3-8	1-2	4-14	8-3	4-2	4-2	2-6	2-6	0-1	0-0
<b>Totals</b>	<b>22-37</b>	<b>15-14</b>	<b>4-18</b>	<b>3-5</b>	<b>8-28</b>	<b>14-9</b>	<b>8-3</b>	<b>6-7</b>	<b>4-11</b>	<b>4-12</b>	<b>0-4</b>	<b>0-2</b>

<u>New Mexico</u>	<u>Overall</u>	<u>Home</u>	<u>Away</u>	<u>Neu.</u>	<u>Conf.</u>	<u>Non-Con.</u>	<u>Nov.</u>	<u>Dec.</u>	<u>Jan.</u>	<u>Feb.</u>	<u>March</u>	<u>OT</u>
2002-03	10-18	10-7	0-10	0-1	4-10	6-7	1-2	3-4	3-4	2-5	1-3	0-1
<b>Totals</b>	<b>93-107</b>	<b>69-32</b>	<b>17-66</b>	<b>7-9</b>	<b>43-67</b>	<b>50-39</b>	<b>17-11</b>	<b>26-22</b>	<b>24-33</b>	<b>22-30</b>	<b>4-11</b>	<b>2-5</b>





# MARK WALTERS

Guard • 6-2 • 195 • Fr-RS • Albuquerque, N.M.

## GENERAL INFORMATION/CAREER

- Spent last season as a redshirt for the Lobos
- One of four Albuquerque natives to see significant playing time on this year's team
- Maybe the most athletic player on the team; certainly the best leaper (40 inches) and the most explosive
- Named to the 2003 All-MWC Honorable Mention team
- Named Most Improved Player (along with fellow freshman David Chiotti) at the 2003 men's basketball awards banquet

## 2002-03 STATS/TRENDS

- Played in every game, starting 20, including 10 of the last 11
- Averaged 9.5 ppg, 5.6 rpg, 1.8 apg and 28.1 mpg
- Led MWC freshmen in scoring and rebounding in all games
- Second on the team in rebounding (5.6 rpg)
- Led the team in rebounding eight times...only Kenny Thomas had more rebounds (256) as a freshman than Walters (157)
- Scored in double figures nine times
- 265 points is the ninth best by a Lobo freshman
- 52 points the last three games on 20-38 FGs, 4-11 on 3s, 8-9 FTs, 23 rebounds, 5 assists and 6 steals

## 2002-03 HIGHLIGHTS

- Scored 11 points on 5-10 shooting in the first round of the MWC Tournament against BYU...also grabbed four rebounds
- Most complete game of his collegiate career at Air Force with 23 points, 14 rebounds and 5 steals - all career-highs...had a pair of acrobatic one-handed putbacks...it's the most points by a Lobo freshman since John Robinson had 24 at Fresno State in 1999 and most rebounds by a frosh since Kenny Thomas had 17 against Utah in 1996
- Scored 18 points on 6-10 shooting in 31 minutes against BYU...was 5-5 from the FT line and grabbed 5 rebounds
- Scored seven points on 1-5 shooting in 31 minutes against Utah...pulled down five rebounds and had three steals...went 5-8 from the FT line
- Scored five points on 1-6 shooting against San Diego State...also grabbed three rebounds in 30 minutes...did not start for first time in seven games
- Scored nine points on 4-10 shooting at UNLV...grabbed six rebounds to go along with two assists and two steals...season-high five turnovers
- Scored 19 points against Colorado State...went 8-15 from the floor and 2-5 from the 3-pt. line...only the second time this season a Lobo has made more shots than Ruben Douglas in a game...hit several key baskets in the second half when Douglas was on the bench in foul trouble...also tied a career-high in assists with four...added six rebounds in 33 minutes
- Scored seven points on 2-7 shooting in 27 minutes against Wyoming...also grabbed four rebounds
- Scored six points on 1-2 shooting against Air Force...season-low 17 minutes due to foul trouble
- Scored five points and grabbed two rebounds in 20 minutes against San Diego State...made a game-saving steal at midcourt with 3.3 seconds left in the game
- Scored seven points on 3-4 shooting, grabbed a team-high six rebounds in a career-high 38 minutes against Wyoming
- Scored 11 points, plus seven rebounds, and went 2-4 from 3-pt. range against Northern Arizona...played 31 minutes despite wearing a soft cast on his left hand due to a thumb injury suffered in practice the day before
- Grabbed 10 defensive rebounds in 34 minutes against Tennessee
- 19 points, plus 5 rebounds, 3 assists and 0 turnovers in 26 minutes against IPFW
- First career double-double against Northeastern in just his 4th collegiate game with 12 points and a team-high 11 rebounds
- 12 points off the bench in his first Lobo game against Cal on 11-23-02

## SUPERLATIVES

### Points

Season...23 at Air Force (3-8-03)

### Rebounds

Season...14 at Air Force (3-8-03)

### Field Goals

Season...9 at Air Force (3-8-03)

### Field Goal Attempts

Season...18 at Air Force (3-8-03)

### Three-Point Field Goals

Season...3 (Twice) Last at Air Force (3-8-03)

### Three-Point Field Goal Attempts

Season...9 at Texas Tech (12-18-02)

### Free Throws

Season...6 vs. Northeastern (12-2-02)

### Free Throw Attempts

Season...10 vs. Northeastern (12-2-02)

### Assists

Season...4 (4 Times) Last vs. Colorado State (2-17-03)

### Steals

Season...5 at Air Force (3-8-03)

### Blocked Shots

Season...1 (5 times) Last vs. Colorado State (2-17-03)

### Minutes Played

Season...38 at Wyoming (1-18-03)

# **• WALTERS GAME-BY-GAME STATS •**

Opponent	GS	MP	FG-FGA	PCT	3P-3PA	PCT	FT-FTA	PCT	O/D/TOT.	PF	A	TO	BS	ST	TP
Cal		22	5-10	.500	2-7	.286	0-0	.000	3/4/7	1	0	0	0	1	12
Northwestern State		19	2-6	.333	0-2	1.000	2-2	1.000	3/1/4	2	0	1	0	2	6
at New Mexico State		24	4-7	.571	0-2	.000	1-1	1.000	2/3/5	3	1	2	0	0	9
Northeastern	*	30	3-7	.429	0-2	.000	6-10	.600	6/5/11	2	4	2	0	0	12
IPFW	*	26	6-12	.500	2-4	.500	5-7	.714	1/4/5	2	3	0	0	1	19
New Mexico State		24	2-8	.250	2-4	.500	2-2	1.000	1/4/5	5	1	2	1	1	8
at Texas Tech	*	27	5-12	.417	3-9	.333	0-0	.000	2/3/5	4	2	0	0	1	13
Southern Utah	*	30	4-13	.308	0-5	.000	0-0	.000	3/1/4	2	2	1	0	0	8
Portland State	*	27	2-6	.333	0-1	.000	0-0	.000	1/8/9	2	2	2	1	2	4
Pepperdine	*	27	3-14	.214	2-5	.400	0-0	.000	1/1/2	2	4	1	0	0	8
at Tennessee	*	34	1-6	.167	1-4	.250	2-2	1.000	0/10/10	2	1	2	0	1	5
Northern Arizona	*	31	3-11	.273	2-4	.500	3-6	.500	2/5/7	1	1	2	0	0	11
at Colorado State	*	29	2-7	.286	0-3	.000	0-0	.000	1/3/4	3	3	0	1	4	4
at Wyoming	*	38	3-4	.750	1-1	1.000	0-0	.000	1/5/6	2	2	2	0	1	7
Western New Mexico		23	3-6	.500	1-1	1.000	1-2	.500	3/6/9	0	4	2	0	0	8
San Diego State		20	1-2	.500	0-0	.000	3-5	.600	2/0/2	1	1	2	0	1	5
UNLV		20	3-3	1.000	0-0	.000	0-0	.000	1/1/2	3	2	1	0	1	6
at BYU	*	33	4-9	.444	1-3	.333	0-1	.000	2/1/3	4	1	4	0	2	9
at Utah	*	31	2-9	.222	1-2	.500	1-2	.500	1/4/5	0	1	2	0	0	6
Air Force	*	17	1-2	.500	1-1	1.000	3-4	.750	1/4/5	4	1	0	0	0	6
Wyoming	*	27	2-7	.286	1-3	.333	2-4	.500	2/2/4	4	1	1	1	1	7
Colorado State	*	33	8-15	.533	2-5	.400	1-2	.500	1/5/6	2	4	1	1	2	19
at UNLV	*	37	4-10	.400	1-4	.250	1-2	.500	3/3/6	3	2	5	0	2	9
at San Diego State		30	1-6	.167	1-4	.250	2-2	1.000	0/3/3	2	1	1	0	0	5
Utah	*	31	1-5	.200	0-2	.000	5-8	.625	2/3/5	1	1	2	0	3	7
BYU	*	31	6-10	.600	1-3	.333	5-5	1.000	1/4/5	4	1	3	0	1	18
at Air Force	*	36	9-18	.500	3-7	.429	2-3	.667	5/9/14	3	3	3	0	5	23
BYU <sup>MWC Tour.</sup>	*	32	5-10	.500	0-1	.000	1-1	1.000	0/4/4	4	1	2	0	0	11
Season Totals	20	756	95-235	.404	28-89	.315	47-70	.671	51/106/157	68	50	46	5	32	265

## **CAREER CONFERENCE STATS**

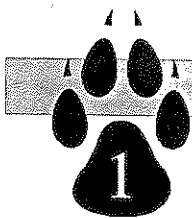
Year	G	GS	FG	FGA	Pct.	3FG	3FGA	Pct.	FT	FTA	Pct.	Pts.	Avg	Off Reb	Def Reb	Tot Reb	Avg	PF	DQ	A	TO	B	S	Min.
2002-03	14	11	47	107	.439	13	38	.342	24	37	.649	131	9.4	23	47	70	5.0	36	0	24	27	3	23	412

## **CAREER POSTSEASON STATS**

Year	G	GS	FG	FGA	Pct.	3FG	3FGA	Pct.	FT	FTA	Pct.	Pts.	Avg	Off Reb	Def Reb	Tot Reb	Avg	PF	DQ	A	TO	B	S	Min.
MWC	1	1	5	10	.500	0	1	.000	1	1	1.000	11	11.0	0	4	4	4.0	4	0	1	2	0	0	32



TM



# CHAD BELL

Post • 6-11 • 255 • Soph-1L • Inglewood, Calif.

## GENERAL INFORMATION/CAREER

- Announced his decision to transfer from UNM on March 24, 2003

## 2002-03 STATS/TRENDS

- Played in 27 games with 6 starts
- Averaged 1.5 ppg and 1.6 rpg, and had a team-leading 24 blocks
- Ranked eighth in the MWC with 0.89 bpg
- 63 career blocks is 10th all-time at UNM

## 2002-03 HIGHLIGHTS

- Started and played 20 minutes against BYU in the first round of the MWC Tournament...first start since at Colorado State on 1-13-03...most minutes played since logging 21 at Tennessee on 1-4-03... did not score and fouled out for the third time this season
- Had two points and two blocks in 10 minutes against Utah
- Had one rebound before fouling out in 10 minutes against San Diego State
- Did not score in three minutes at UNLV
- Played 18 solid minutes against Colorado State...had two rebounds, two blocks, and a steal...most minutes played since logging 21 at Tennessee (1/4/03)
- Grabbed one rebound and recorded a blocked shot in nine minutes against Wyoming
- Scored two points in 12 minutes against Air Force
- Tied a season-high with six points in 11 minutes against Utah...was 4-4 from the FT line, grabbed three rebounds and had two blocks
- Scored five points, plus four rebounds and two blocks against Western New Mexico
- Started his second consecutive game against Northern Arizona...drew two crucial fouls against the Lumberjacks' leading scorer, Ryan McDade, in the first 89 seconds of the game, forcing McDade to sit out the entire first half
- Season-high six points in nine minutes against Portland State (12-28-02)
- Had four points, two steals and three rebounds in 27 minutes against Northwestern State
- Tied a career-high with four blocks against New Mexico State (12-15-02)

## 2001-02 STATS/TRENDS

- Averaged 3.1 ppg, 2.1 rpg, 1.3 blocks and 17.5 minutes
- Appeared in 29 games, including 13 as a starter
- Led the team and was third in the Mountain West with 39 blocked shots (1.3/game)
- Recorded a block in 18 of 29 games and had at least 3 rejections in 5 games
- Three games with a season-high four blocks, including season-opener vs. Stanford
- Averaged 6.2 ppg over first 11 games of season
- Averaged 2.8 points, 1.8 rebounds, 1.8 blocks and 21.2 minutes in 13 games as a starter

## SUPERLATIVES

### Points

Season...6 (Twice) Last vs. Utah (2-3-03)  
Career...10 vs. Tennessee Tech (12-8-01)

### Rebounds

Season...4 (3 Times) Last vs. Western New Mexico (1-22-03)  
Career...7 vs. Texas Southern (11-19-01)

### Field Goals

Season...2 vs. Portland State (12-28-02)  
Career...3 (3 times) Last vs. St. Mary's (CA) 12-28-01

### Field Goal Attempts

Season...4 vs. Pepperdine (12-29-02)  
Career...7 vs. UNC Greensboro (12-22-01)

### Three-Point Field Goals

Season...none  
Career...none

### Three-Point Field Goal Attempts

Season...1 at Wyoming (1-18-03)  
Career...same

### Free Throws

Season...4 (Twice) Last at Utah (2-3-03)  
Career...7 vs. New Mexico State (12-16-01)

### Free Throw Attempts

Season...6 (Twice) Last vs. Western New Mexico (1-22-03)  
Career...14 vs. New Mexico State (12-16-01)

### Assists

Season...2 vs. Pepperdine (12-29-02)  
Career...2 (Three Times)

### Steals

Season...2 vs. Northwestern State (11-25-02)  
Career...2 (Twice) Last vs. Northwestern State (11-25-02)

### Blocked Shots

Season...4 vs. New Mexico State (12-15-02)  
Career...4 (4 Times) Last vs. New Mexico State (12-15-02)

### Minutes Played

Season...27 vs. Cal (11-23-02)  
Career...34 (Twice) Last vs. Gonzaga (1-7-02)

# • BELL GAME-BY-GAME STATS •

Opponent	GS	MP	FG-FGA	PCT	3P-3PA	PCT	FT-FTA	PCT	O/D/TOT.	PF	A	TO	BS	ST	TP
Cal		15	1-1	1.000	0-0	.000	2-4	.500	1/1/2	4	0	1	2	0	4
Northwestern State	*	27	0-1	.000	0-0	.000	4-4	1.000	1/2/3	2	0	1	1	2	4
at New Mexico State	*	12	0-0	.000	0-0	.000	1-2	.500	0/2/2	2	1	0	1	0	1
Northeastern		7	0-0	.000	0-0	.000	0-0	.000	0/0/0	2	0	1	0	0	0
IPFW		9	1-2	.500	0-0	.000	1-1	1.000	0/0/0	3	0	1	0	0	3
New Mexico State		16	0-3	.000	0-0	.000	0-0	.000	2/2/4	2	0	1	4	0	0
at Texas Tech		9	0-1	.000	0-0	.000	0-0	.000	1/0/1	2	0	0	0	0	0
Southern Utah		6	0-0	.000	0-0	.000	0-0	.000	1/0/1	1	0	0	1	1	0
Portland State		9	2-3	.667	0-0	.000	2-2	1.000	0/3/3	2	0	0	1	0	6
Pepperdine		7	1-4	.250	0-0	.000	0-0	.000	4/0/4	0	2	0	0	1	2
at Tennessee	*	21	1-2	.500	0-0	.000	0-0	.000	1/0/1	4	0	2	2	0	2
Northern Arizona	*	13	0-0	.000	0-0	.000	3-6	.500	1/1/2	5	1	1	1	0	3
at Colorado State	*	15	0-2	.000	0-0	.000	0-0	.000	0/3/3	2	0	0	0	0	0
at Wyoming		1	0-1	.000	0-1	.000	0-0	.000	0/0/0	1	0	0	0	0	0
Western New Mexico		10	1-2	.500	0-0	.000	3-6	.500	2/2/4	1	0	1	2	0	5
San Diego State		5	0-0	.000	0-0	.000	0-1	.000	0/0/0	2	0	0	0	1	0
UNLV		DNP													
at BYU		9	0-1	.000	0-0	.000	0-0	.000	0/0/0	1	0	1	1	0	0
at Utah		11	1-2	.500	0-0	.000	4-4	1.000	2/1/3	3	0	0	2	0	6
Air Force		12	1-2	.500	0-0	.000	0-0	.000	1/0/1	1	0	0	0	0	2
Wyoming		9	0-0	.000	0-0	.000	0-0	.000	0/1/1	2	0	1	1	0	0
Colorado State		18	0-1	.000	0-0	.000	0-0	.000	0/2/2	4	0	0	2	1	0
at UNLV		3	0-0	.000	0-0	.000	0-0	.000	0/0/0	1	0	1	0	0	0
at San Diego State		10	0-2	.000	0-0	.000	0-0	.000	0/1/1	5	0	2	0	1	0
Utah		10	1-2	.500	0-0	.000	0-0	.000	1/0/1	1	0	0	2	0	2
BYU		8	0-1	.000	0-0	.000	0-0	.000	2/0/2	2	0	1	0	0	0
at Air Force		3	0-0	.000	0-0	.000	0-0	.000	0/1/1	1	0	1	0	0	0
BYU MWC Tour.	*	20	0-2	.000	0-0	.000	0-0	.000	0/0/0	5	1	0	1	0	0
Season Totals	6	295	10-35	.286	0-1	.000	20-30	.667	20/22/42	61	5	16	24	6	40

## CAREER STATS

Year	G	GS	FG	FGA	Pct.	3FG	3FGA	Pct.	FT	FTA	Pct.	Pts.	Avg	Off Reb	Def Reb	Tot Reb	Avg	PF	DQ	A	TO	B	S	Min.
2001-02	29	13	26	59	.441	0	0	.000	38	70	.543	90	3.1	28	33	61	2.1	67	0	12	16	39	7	507
2002-03	27	6	10	35	.286	0	1	.000	20	30	.667	40	1.5	20	22	42	1.6	61	3	5	15	24	6	295
Totals	56	19	36	94	.383	0	1	.000	58	100	.580	130	2.3	48	45	103	1.8	118	3	17	31	63	13	801

## CAREER CONFERENCE STATS

Year	G	GS	FG	FGA	Pct.	3FG	3FGA	Pct.	FT	FTA	Pct.	Pts.	Avg	Off Reb	Def Reb	Tot Reb	Avg	PF	DQ	A	TO	B	S	Min.
2001-02	13	6	5	16	.313	0	0	.000	5	11	.455	15	1.2	6	11	17	1.3	27	0	5	6	9	3	154
2002-03	13	1	3	14	.214	0	1	.000	4	5	.800	10	0.8	6	9	15	1.2	26	1	0	9	6	3	114
Totals	26	7	8	30	.267	0	1	.000	9	16	.563	25	0.9	12	20	32	1.2	53	1	5	15	15	6	268

## CAREER POSTSEASON STATS

	G	GS	FG	FGA	Pct.	3FG	3FGA	Pct.	FT	FTA	Pct.	Pts.	Avg	Off Reb	Def Reb	Tot Reb	Avg	PF	DQ	A	TO	B	S	Min.
MWC	2	1	0	2	.000	0	0	.000	0	0	.000	0	0.0	0	0	0	0.0	6	1	1	0	1	0	23
NIT	1	1	0	1	.000	0	0	.000	0	1	.000	0	0.0	0	0	0	0.0	1	0	0	0	2	0	16
Totals	3	2	0	3	.000	0	0	.000	0	1	.000	0	0.0	0	0	0	0.0	7	1	1	0	3	0	39



TM



# RUBEN DOUGLAS

Guard • 6-5 • 200 • Sr-2L • Altadena, Calif.

## GENERAL INFORMATION/CAREER

- Named 2003 MWC Player of the Year
- Ranks 5th at UNM in scoring with 1,782 points in less than three full seasons...only 211 points off the all-time career mark of 1,993 points set by Charles Smith over four years (94-97)
- His 783 points this season is the second best single-season total at UNM...he was just one point shy of Kenny Page's record set in 1980
- 3rd in 3-pt. FGs at UNM (218) and 3rd in career FT% (.830)
- Ranks 1st in MWC career and season scoring and 2nd in career 3-pt. FGs made
- Holds the school records for FT Made/Season (253) and FT Attempted/Season (301)
- Scored 20 or more points 49 times in his career, including 31 of last 34 games...reached 30 points 15 times, including seven of last 12...five straight 30-point games between UNLV (1/27) and Wyoming (2/15) tied a school record set by Kenny Page in 1980...scored 40 points a UNM season-record three times
- Scored 20+ points 26 times this season, which is a school record...Scored 30+ points 11 times this season...the school-record is 12 held by Page in 1979-80
- The fifth Lobo to lead the team in scoring three times (Toby Roybal, Francis Grant, Mel Daniels and Charles Smith)
- A Lobo has led the MWC in scoring three of the first four seasons: Lamont Long in 1999-00 and Douglas the last two years
- Midseason transfer from the University of Arizona who made his Lobo debut Dec. 21, 2000, against Furman after missing the first 6 games
- First collegiate game was in The Pit when Arizona met Tennessee in the 1998 BCA Classic
- Named 2003 Bob King Team MVP at the men's basketball awards banquet

## 2002-03 STATS/TRENDS

- Started every game and led the team in virtually every offensive category
- Averaged 28.0 ppg, 6.6 rpg, 2.1 apg and 35.1 mpg
- 28.0 ppg led the nation
- Averaged 32.1 ppg, 7.2 rpg and 36.1 mpg in conference games
- Made at least one 3-pt. FG in a school-record 37 straight games
- 59-129 (45.7%) from 3-pt. in MWC games
- Third in the MWC in FT% at .841 (253/301)
- Only the fourth Lobo to score at least 100 points in the first four games of the season (Mel Daniels, Marvin Johnson and Kenny Page)
- The last Lobo to average more than 20 points for an entire season was Hunter Greene in 1986-87...Greene averaged 21.1 ppg during a 35-game season 16 years ago
- Led the team in scoring in 25 of 28 games

## 2002-03 HIGHLIGHTS

- Scored 18 points on 5-19 shooting in 39 minutes against BYU in the first round of the MWC Tournament...FT with 10 seconds left clinched the NCAA scoring title...tied a career-high with five assists...11 rebounds gave him his fourth double-double of the season (all in the final six games) and the seventh of his career
- Just 15 points in 39 minutes at Air Force, his second-lowest total of the season...4-18 FGs, 2-9 on 3s and 5-8 FTs...it ended a streak of 16 straight games with 20 or more points
- Scored 27 points on 7-22 shooting in 37 minutes on "Senior Night" against BYU...went 12-12 from the FT line...also grabbed three rebounds and had two assists...had a roof-rattling slam over 6-11 Cougar Rafael Araujo
- Named ESPN.com's National Player of the Week after scoring 39 points in the upset win over No. 22 Utah...set a new Lobo record for FT's made and attempted in a game, making 26-of-31...also grabbed a career-high 14 rebounds, plus three assists and two steals
- Tied a career-high with 43 points on 12-26 shooting against San Diego State...made 4-9 3-pt. FG's and 15-16 FT's...also tied a career-high with five assists in 35 minutes...had 12 rebounds, giving him his second straight double-double
- Scored 21 points on 5-21 shooting at UNLV...grabbed 10 rebounds for his fourth career double-double in 35 minutes
- Scored 28 points on 7-14 shooting in 31 minutes against Colorado State...school-record string of consecutive 30-point games ended at five...went 4-7 from 3-pt. range and 10-11 from the FT line...fifth consecutive game with 10+ FT's made...tied for the team lead with eight rebounds...scored 12 of Lobos last 17 points, including two huge 3-pointers
- Scored a career-high 43 points on 11-24 shooting against Wyoming...made 15-18 FT's and went 6-10 from the 3-pt. line...grabbed three rebounds and dished out three assists in 36 minutes...had just 10 points in the first half and was 0-2 from 3-pt. range...43

## SUPERLATIVES

### Points

Season...43 (Twice) Last at San Diego State (2-24-03)  
Career...same

### Rebounds

Season...14 vs. Utah (3-1-03)  
Career...same

### Field Goals

Season...15 vs. UNLV (1-27-03)  
Career...same

### Field Goal Attempts

Season...31 vs. UNLV (1-27-03)  
Career...same

### Three-Point Field Goals

Season...8 vs. UNLV (1-27-03)  
Career...9 vs. Pacific (1-23-01)

### Three-Point Field Goal Attempts

Season...15 vs. UNLV (1-27-03)  
Career...same

### Free Throws

Season...26 vs. Utah (3-1-03)  
Career...same

### Free Throw Attempts

Season...31 vs. Utah (3-1-03)  
Career...same

### Assists

Season...5 (Twice) Last vs. BYU (3-13-03)  
Career...5 (3 Times) Last vs. BYU (3-13-03)

### Steals

Season...6 vs. Southern Utah (12-21-02)  
Career...same

### Blocked Shots

Season...1 (7 Times) Last vs. BYU (3-3-03)  
Career...2 vs. New Mexico State (1-6-01)

### Minutes Played

Season...40 vs. Southern Utah (12-21-02)  
Career...46 vs. UNLV (3-7-02)

points is the seventh best output in school history and the most since Kenny Page scored 44 points against BYU on January 15, 1981

- Scored 32 points on 8-13 shooting against Air Force...13 shot attempts were second-lowest on the season...5-7 from 3-pt. range...11-11 from the FT line...grabbed five rebounds and dished out two assists in 33 minutes
- Scored 32 points on 7-16 shooting against Utah...went 5-8 from the 3-pt. line and converted 13-15 foul shots...also grabbed a team-high seven rebounds and recorded two steals
- Scored 39 points on 9-20 shooting, including 7-12 from 3-pt. range against BYU...went 14-17 from the FT line and grabbed seven rebounds
- Scored 40 points on 15-31 shooting including 8-15 from the 3-pt. line against UNLV...tied a school record with 15 3-pt. attempts...eight 3-pt. FG's made are tied for the second most in school history, just one shy of his own record of nine set against Pacific on 11-23-01
- Went 14-14 from the line - tying a school record - against Northwestern State on his way to scoring 25 points
- MWC Player of the Week on Dec. 9 after averaging 26.5 points and 4.5 rebounds in wins against Northeastern and IPFW...made 17-of-34 FGs and 18-of-22 FTs...converted a three-point play with 5.7 seconds remaining in the game to give the Lobos a 90-88 victory over Northeastern as 24 of his 30 points came in the second half...23 points on 7-of-13 FGs, 3-of-6 treys and 6-of-7 FTs vs. IPFW

## • DOUGLAS GAME-BY-GAME STATS •

Opponent	GS	MP	FG-FGA	PCT	3P-3PA	PCT	FT-FTA	PCT	O/D/TOT.	PF	A	TO	BS	ST	TP
Cal	*	37	9-23	.391	3-10	.300	5-5	1.000	3/5/8	4	1	4	0	0	26
Northwestern State	*	37	5-19	.263	1-10	.100	14-14	1.000	1/8/9	3	1	9	0	1	25
at New Mexico State	*	29	6-11	.545	2-4	.500	6-8	.750	1/8/9	3	0	6	0	0	20
Northeastern	*	29	7-17	.412	4-7	.571	12-15	.800	4/2/6	2	2	3	1	2	30
IPFW	*	29	7-15	.467	3-6	.500	6-7	.857	1/2/3	3	2	4	0	1	23
New Mexico State	*	38	9-22	.409	2-7	.286	5-6	.833	2/4/6	4	4	3	1	0	25
at Texas Tech	*	37	9-28	.321	1-9	.111	4-5	.800	3/3/6	4	3	4	1	2	23
Southern Utah	*	40	10-23	.435	5-12	.417	11-13	.846	2/5/7	2	0	4	0	6	36
Portland State	*	34	6-16	.375	4-9	.444	5-6	.833	0/2/2	1	2	5	0	2	21
Pepperdine	*	33	4-17	.235	1-4	.250	3-5	.600	2/1/3	2	3	3	1	1	12
at Tennessee	*	34	7-13	.528	3-7	.429	12-13	.923	0/2/2	2	2	6	0	0	29
Northern Arizona	*	35	8-21	.381	1-8	.125	4-6	.667	0/3/3	3	2	2	0	2	21
at Colorado State	*	37	11-26	.423	5-8	.625	8-12	.750	2/7/9	4	0	5	0	4	35
at Wyoming	*	34	11-23	.478	5-9	.556	7-8	.875	1/3/4	4	1	8	0	1	34
Western New Mexico	*	27	10-17	.588	2-7	.286	3-5	.600	1/8/9	3	4	0	0	1	25
San Diego State	*	39	4-17	.235	3-10	.300	10-10	1.000	3/6/9	1	2	4	0	1	21
UNLV	*	39	15-31	.484	8-15	.533	2-6	.400	1/4/5	2	2	1	0	0	40
at BYU	*	38	9-20	.450	7-12	.583	14-17	.826	0/7/7	1	2	2	0	2	39
at Utah	*	36	7-16	.439	5-8	.625	13-15	.861	0/7/7	3	2	4	0	2	32
Air Force	*	33	8-13	.615	5-7	.714	11-11	1.000	0/5/5	2	2	1	0	0	32
Wyoming	*	36	11-24	.458	6-10	.600	15-18	.833	3/0/3	4	3	4	1	1	43
Colorado State	*	31	7-14	.500	4-7	.571	10-11	.909	2/6/8	4	1	5	0	0	28
at UNLV	*	35	5-21	.238	1-10	.100	10-10	1.000	2/8/10	3	1	2	0	1	21
at San Diego State	*	35	12-26	.462	4-9	.444	15-16	.938	6/6/12	2	5	4	1	2	43
Utah	*	36	5-17	.294	3-8	.375	26-31	.839	5/9/14	3	3	3	0	2	39
BYU	*	37	7-22	.318	1-7	.143	12-12	1.000	2/1/3	4	2	2	1	1	27
at Air Force	*	39	4-18	.222	2-9	.222	5-8	.625	1/4/5	1	1	3	0	2	15
BYU (MWC Tour)	*	39	5-19	.263	3-9	.333	5-8	.625	4/7/11	1	5	7	0	0	18
Season Totals	28	984	218-549	.397	94-238	.395	253-301	.841	52/133/185	75	58	108	8	35	783

## CAREER STATS

Year	G	GS	FG	FGA	Pct.	3FG	3FGA	Pct.	FT	FTA	Pct.	Pts.	Avg	Off Reb	Def Reb	Tot Reb	Avg	PF	DQ	A	TO	B	S	Min.
1998-99*	27	14	78	202	.386	29	87	.333	31	51	.608	216	8.0	8	48	56	2.1	48	0	54	55	6	21	563
2000-01	28	25	151	348	.434	58	143	.406	95	120	.792	455	16.3	33	129	162	5.8	75	0	36	49	9	25	873
2001-02	30	28	169	394	.429	66	147	.449	140	167	.838	544	18.1	54	81	135	4.5	84	2	41	70	4	28	920
2002-03	28	28	218	549	.397	94	238	.395	253	301	.841	783	28.0	52	133	185	6.6	75	0	58	108	8	35	984
@UNM	86	81	538	1,291	.417	218	528	.413	488	588	.830	1,782	20.7	138	343	483	5.6	232	2	135	227	21	88	2,777
Totals	113	95	616	1,493	.413	247	625	.395	519	639	.812	1,998	17.7	147	392	538	4.8	280	2	189	282	27	109	3,340

## CAREER CONFERENCE STATS

Year	G	GS	FG	FGA	Pct.	3FG	3FGA	Pct.	FT	FTA	Pct.	Pts.	Avg	Off Reb	Def Reb	Tot Reb	Avg	PF	DQ	A	TO	B	S	Min.
2000-01	14	11	78	169	.462	27	66	.409	34	40	.850	217	15.5	14	58	72	5.1	39	0	18	25	4	9	442
2001-02	14	14	79	187	.422	29	64	.453	79	90	.878	266	19.0	30	46	76	5.4	38	1	17	37	1	11	470
2002-03	14	14	116	288	.403	59	129	.457	158	185	.854	449	32.1	28	73	101	7.2	38	0	27	48	4	17	506
Totals	42	39	273	644	.424	115	259	.444	271	315	.860	932	22.2	72	177	249	5.9	115	1	62	110	8	37	2,308

## CAREER POSTSEASON STATS

	G	GS	FG	FGA	Pct.	3FG	3FGA	Pct.	FT	FTA	Pct.	Pts.	Avg	Off Reb	Def Reb	Tot Reb	Avg	PF	DQ	A	TO	B	S	Min.
MWC	5	5	30	79	.380	13	34	.382	24	31	.774	98	19.6	11	26	37	7.4	14	0	10	18	1	2	186
NCAA*	1	0	2	7	.286	1	3	.333	3	4	.750	8	8.0	0	2	2	2.0	3	0	3	2	0	4	29
NIT	4	4	26	56	.464	12	24	.500	26	33	.788	90	22.5	10	13	23	5.8	11	0	7	6	1	4	128
Totals	10	9	58	142	.408	26	61	.426	53	68	.779	196	19.6	21	41	62	6.2	28	0	20	26	2	10	343

\* while at The University of Arizona



# JAVIN TINDALL

Guard • 5-11 • 175 • Jr-Tr • Wichita, Kan.

## GENERAL INFORMATION/CAREER

- Transfer from Redlands Community College in El Reno, Oklahoma
- Led Redlands to the 2002 NJCAA Division II National Title with a 30-5 record

## 2002-03 STATS/TRENDS

- Played in 25 games with 22 starts, including the last nine and 17 of last 18
- Missed 3 games between Dec. 18-28 due to a stress fracture in his ribs
- Averaged 9.1 ppg, 1.6 rpg and 2.7 apg
- Second on the team in minutes/game (31.6)
- Led the team with a .421 3-pt. FG% (53-126)
- Made at least one 3-pointer in 23 of 25 games played
- 29-52 FGs in last eight games, including 17-35 from 3-pt. range
- Scored in double figures 12 times, including four of the last five

## 2002-03 HIGHLIGHTS

- Scored 10 points on 4-7 shooting in the first round of the MWC Tournament against BYU...dished out three assists and connected on 2-4 3-pt. attempts
- Scored 11 points on 3-8 shooting in 35 minutes against BYU...tied a career-high with three rebounds...dished out four assists and had no turnovers
- Scored 15 points on 4-7 shooting in 35 minutes against Utah...also grabbed two rebounds and tied a team-high with three assists...tied a career-high by going 6-6 from the FT line
- Scored 10 points on 4-6 shooting in 28 minutes against San Diego State...made 2-3 3-pt. FG's
- Scored in double figures for the second straight game with 12 points on 4-7 shooting against Colorado State...third consecutive game playing 35 minutes...dished out four assists
- Scored a season-high 18 points on 6-8 shooting against Wyoming...made 6-7 3-pt. FG's, including three consecutive in the second half
- Scored eight points and dished out a career-high seven assists in 35 minutes against Air Force...only had one turnover
- Played 39 minutes against San Diego State...scored a season-high 17 points on 6-7 shooting, including 5-6 from the 3-pt. line...season-high three steals
- Scored 12 points on 4-7 shooting against Western New Mexico and 4-6 from 3-pt. range...5 assists...also grabbed three rebounds and made two steals
- Played 39 minutes at Wyoming...scored 10 points on 4-8 FG's
- Hit a game-tying 3-pt. field goal with 1:32 left in the game to even the score at 55 against Northern Arizona...UNM had trailed 55-48, but went on to win 59-57...had 3 assists and no turnovers

## SUPERLATIVES

### Points

Season...18 vs. Wyoming (2-15-03)  
Career...23 vs. Youngstown State (2-17-01)\*

### Rebounds

Season...3 (7 Times) Last vs. BYU (3-3-03)

### Field Goals

Season...6 (Twice) Last vs. Wyoming (2-15-03)

### Field Goal Attempts

Season...11 vs. Cal (11-23-02)

### Three-Point Field Goals

Season...6 vs. Wyoming (2-15-03)

### Three-Point Field Goal Attempts

Season...8 vs. Cal (11-23-02)

### Free Throws

Season...6 (Twice) Last vs. Utah (3-1-03)

### Free Throw Attempts

Season...6 (Twice) Last vs. Utah (3-1-03)

### Assists

Season...7 vs. Air Force (2-8-03)  
Career...same

### Steals

Season...3 (Twice) Last vs. UNLV (1-27-03)

### Blocked Shots

Season...1 (Twice) Last vs. San Diego State (1-25-03)

### Minutes Played

Season...39 (3 Times) Last vs. San Diego State (1-25-03)  
Career...same

\* University of Missouri-Kansas City 2000-01

# **• TINDALL GAME-BY-GAME STATS •**

Opponent	GS	MP	FG-FGA	PCT	3P-3PA	PCT	FT-FTA	PCT	O/D/TOT.	PF	A	TO	BS	ST	TP
Cal	*	35	2-11	.182	2-8	.250	0-0	.000	0/3/3	1	2	1	0	1	6
Northwestern State	*	32	1-7	.143	1-7	.143	0-0	.000	1/1/2	0	2	2	0	0	3
at New Mexico State	*	30	3-6	.500	2-5	.400	0-0	.000	0/0/0	4	2	2	0	2	8
Northeastern	*	35	3-8	.375	2-6	.333	6-6	.000	1/2/3	4	1	2	1	1	14
IPFW		25	4-8	.500	2-4	.500	0-0	.000	0/3/3	2	2	1	0	0	10
New Mexico State	*	30	5-9	.556	3-6	.500	0-0	.000	0/0/0	4	1	3	0	1	13
at Texas Tech	DNP			Injured											
Southern Utah	DNP			Injured											
Portland State	DNP			Injured											
Pepperdine		18	3-7	.429	2-6	.333	0-0	.000	1/0/1	0	1	2	0	2	8
at Tennessee	*	39	2-4	.500	1-2	.500	0-1	.000	1/2/3	2	4	3	0	1	5
Northern Arizona	*	33	3-5	.600	3-4	.750	0-0	.000	0/3/3	1	3	0	0	0	9
at Colorado State	*	37	2-7	.286	2-5	.400	0-0	.000	1/0/1	3	2	0	0	0	6
at Wyoming	*	39	4-8	.500	2-6	.333	0-0	.000	0/3/3	2	3	2	0	1	10
Western New Mexico	*	26	4-7	.571	4-6	.667	0-0	.000	0/3/3	1	5	1	0	2	12
San Diego State	*	39	6-7	.857	5-6	.833	0-0	.000	0/0/0	1	2	1	1	3	17
UNLV	*	36	1-9	.111	0-5	.000	0-0	.000	0/3/3	2	6	2	0	3	2
at BYU	*	34	3-8	.375	2-6	.333	0-1	.000	0/0/0	2	2	2	0	0	8
at Utah		20	1-5	.200	1-4	.250	0-0	.000	0/0/0	3	2	0	0	0	3
Air Force	*	35	3-6	.500	2-5	.400	0-0	.000	0/2/2	2	7	1	0	1	8
Wyoming	*	35	6-8	.750	6-7	.857	0-0	.000	0/1/1	3	2	1	0	0	18
Colorado State	*	35	4-7	.571	2-4	.500	2-3	.667	0/1/1	0	4	1	0	1	12
at UNLV	*	17	1-5	.200	0-4	.000	0-0	.000	1/0/1	3	0	1	0	1	2
at San Diego State	*	28	4-6	.667	2-3	.667	0-0	.000	0/1/1	1	2	1	0	0	10
Utah	*	35	4-7	.571	1-3	.333	6-6	1.000	0/2/2	1	3	2	0	0	15
BYU	*	35	3-8	.375	3-7	.429	2-2	1.000	0/3/3	1	4	0	0	0	11
at Air Force	*	34	3-7	.429	1-3	.333	0-0	.000	1/0/1	4	2	2	0	0	7
BYU <sup>MWC Tour.</sup>	*	30	4-7	.571	2-4	.500	0-0	.000	0/1/1	1	3	1	0	0	10
Season Totals	22	790	79-177	.446	53-126	.421	16-19	.842	7/34/41	47	66	34	2	20	227

## **CAREER CONFERENCE STATS**

Year	G	GS	FG	FGA	Pct.	3FG	3FGA	Pct.	FT	FTA	Pct.	Pts.	Avg	Off Reb	Def Reb	Tot Reb	Avg	PF	DQ	A	TO	B	S	Min.
2002-03	14	13	45	98	.459	29	68	.426	10	12	.833	129	9.2	3	16	19	1.4	27	0	41	16	1	10	457

## **CAREER POSTSEASON STATS**

Year	G	GS	FG	FGA	Pct.	3FG	3FGA	Pct.	FT	FTA	Pct.	Pts.	Avg	Off Reb	Def Reb	Tot Reb	Avg	PF	DQ	A	TO	B	S	Min.
MWC	1	1	4	7	.571	2	4	.500	0	0	.000	10	10.0	0	1	1	1.0	1	0	3	1	0	0	30



TM





# RYAN ASHCRAFT

Guard • 6-2 • 175 • Jr-2L • Albuquerque, N.M.

## GENERAL INFORMATION/CAREER

- Former walk-on who was given a scholarship at the start of the 2002 fall semester
- Suffered a severely sprained ankle at the Lobo Howl on Oct. 12 and missed the first two weeks of practice...reinjured the ankle and missed UNM's first two exhibition games
- DNP at Tennessee due to a concussion suffered in practice three days before
- Earned the Leadership Award at the 2003 men's basketball banquet

## 2002-03 STATS/TRENDS

- Averaged 3.4 ppg, 1.9 rpg, 2.2 apg and 26.6 mpg...top defensive guard on the team
- Played in 27 games, starting 18, including 14 of the last 15
- Played more minutes in the first 3 games of 2002-03 season (51) than in his first 2 years at UNM (27) combined
- Only 12 turnovers in 437 minutes of MWC action...35-12 assist-turnover ratio in MWC games
- Struggled in MWC games, making just 25% (14-56) of his FGs, including 14.7% (5-34) from the 3-pt. line
- Missed his only career FT against San Diego State...15-16 on the season and 17-18 for his career

## 2002-03 HIGHLIGHTS

- Scored five points on 2-2 shooting in the first round of the MWC Tournament against BYU...made his only 3-pt. attempt and dished out two assists...also grabbed three rebounds...did not start for the first time since at Colorado State
- Had 2 points, 2 rebounds and 2 assists in 28 minutes at Air Force
- Played excellent team defense in 30 minutes against Utah...scored four points on 1-5 shooting and tied a career-high with three steals for the second straight game
- Scored five points on 2-6 shooting against San Diego State...had three assists and tied a career-high with three steals in 35 minutes
- Scored four points on 1-4 shooting at UNLV...tied a career-high with 6 assists...also grabbed three rebounds in 33 minutes
- Scored seven points on 2-6 shooting in 30 minutes against Colorado State...also dished out three assists
- Scored five points on 2-6 shooting in 29 minutes against Wyoming
- Tied a career-high with six assists and scored four points in 36 minutes against Air Force
- Scored three points and dished out two assists with no turnovers in a career-high 37 minutes of action against Utah
- Scored three points and tied a career-high with five rebounds in 33 minutes against BYU
- Played 36 strong minutes against UNLV with two rebounds, a steal and an assist...held UNLV's Marcus Banks to eight points, 11 points below his average at the time
- Scored seven points and had three assists in 34 minutes against San Diego State...played solid defense on Tony Bland, allowing him to score just 14 points on nine shots and no 3-pt. FG's
- Scored nine points plus five assists and no TO's in 27 minutes against Western New Mexico
- Had three assists and one turnover in 31 minutes in a start at Wyoming before fouling out for the first time in his career
- Scored a career-high 12 points against Portland State, going 4-4 on 3s
- Got first career start at New Mexico State and played 29 minutes...pulled down a career-best 5 rebounds

## SUPERLATIVES

### Points

Season...12 vs. Portland State (12-28-02)  
Career...same

### Rebounds

Season...5 (Twice) Last at BYU (1-2-03)  
Career...same

### Field Goals

Season...4 vs. Portland State (12-28-02)  
Career...same

### Field Goal Attempts

Season...6 (4 Times) Last vs. Wyoming (2-15-03)  
Career...same

### Three-Point Field Goals

Season...4 vs. Portland State (12-28-02)  
Career...same

### Three-Point Field Goal Attempts

Season...5 (Twice) Last vs. San Diego State (1-25-03)  
Career...same

### Free Throws

Season...2 (7 Times) Last vs. Utah (3-1-03)  
Career...2 (8 Times) Last vs. Utah (3-1-03)

### Free Throw Attempts

Season...2 (9 Times) Last vs. Utah (3-1-03)  
Career...2 (10 Times) Last vs. Utah (3-1-03)

### Assists

Season...6 (3 Times) Last vs. UNLV (2-22-03)  
Career...same

### Steals

Season...3 (Twice) Last vs. Utah (3-1-03)  
Career...3 (3 Times) Last vs. Utah (3-1-03)

### Blocked Shots

Season...none  
Career...none

### Minutes Played

Season...37 at Utah (2-3-03)  
Career...same

## • ASHCRAFT GAME-BY-GAME STATS •

Opponent	GS	MP	FG-FGA	PCT	3P-3PA	PCT	FT-FTA	PCT	O/D/TOT.	PF	A	TO	BS	ST	TP
Cal		6	0-2	.000	0-1	.000	0-0	.000	0/1/1	0	0	0	0	0	0
Northwestern State		16	1-4	.250	1-4	.250	0-0	.000	0/1/1	2	0	2	0	1	3
at New Mexico State	*	29	1-6	.167	0-5	.000	0-0	.000	1/4/5	2	0	4	0	1	2
Northeastern		22	2-4	.500	2-4	.500	0-0	.000	1/1/2	0	1	1	0	0	6
IPFW		10	0-1	.000	0-0	.000	0-0	.000	0/1/1	1	1	0	0	2	0
New Mexico State		19	1-3	.333	1-3	.333	0-0	.000	0/1/1	1	2	1	0	0	3
at Texas Tech	*	9	0-1	.000	0-0	.000	0-0	.000	0/0/0	0	1	2	0	0	0
Southern Utah		36	0-3	.000	0-2	.000	0-0	.000	0/1/1	1	6	1	0	1	0
Portland State	*	33	4-5	.800	4-4	1.000	0-0	.000	0/2/2	3	3	2	0	1	12
Pepperdine	*	26	2-4	.400	2-4	.500	0-0	.000	1/1/2	0	2	0	0	1	6
at Tennessee		DNP	Injured												
Northern Arizona		25	0-0	.000	0-0	.000	0-0	.000	0/1/1	0	1	0	0	0	0
at Colorado State		20	0-2	.000	0-1	.000	2-2	1.000	0/0/0	0	0	0	0	0	2
at Wyoming	*	31	0-1	.000	0-1	.000	0-0	.000	1/2/3	5	3	1	0	2	0
Western New Mexico	*	27	3-6	.600	1-2	.500	2-2	1.000	0/2/2	2	5	0	0	1	9
San Diego State	*	34	2-6	.333	1-5	.200	2-2	1.000	0/2/2	1	3	1	0	1	7
UNLV	*	36	0-3	.000	0-2	.000	0-0	.000	0/2/2	1	1	1	0	1	0
at BYU	*	33	1-5	.200	1-4	.250	0-0	.000	1/4/5	3	2	2	0	0	3
at Utah	*	37	1-4	.250	1-3	.333	0-0	.000	1/2/3	3	2	0	0	1	3
Air Force	*	36	1-5	.200	0-2	.000	2-2	.000	0/3/3	2	6	0	0	0	4
Wyoming	*	29	2-6	.333	1-4	.250	0-0	.000	0/2/2	2	1	1	0	1	5
Colorado State	*	30	2-6	.333	1-4	.250	2-2	1.000	0/1/1	1	3	2	0	1	7
at UNLV	*	33	1-4	.250	0-2	.000	2-2	1.000	1/2/3	3	6	2	0	0	4
at San Diego State	*	35	2-6	.333	0-2	.000	1-2	.500	0/1/1	3	3	1	0	3	5
Utah	*	30	1-5	.200	0-3	.000	2-2	1.000	0/2/2	1	1	1	0	3	4
BYU	*	25	0-1	.000	0-0	.000	0-0	.000	0/1/1	3	1	0	0	0	0
at Air Force	*	28	1-2	.500	0-1	.000	0-0	.000	1/1/2	1	2	0	0	0	2
BYU <sup>MWC Tour.</sup>		24	2-2	1.000	1-1	1.000	0-0	.000	1/2/3	4	2	1	0	0	5
Season Totals	18	719	30-97	.309	17-64	.266	15-16	.938	9/43/52	44	59	26	0	21	92

## CAREER STATS

Year	G	GS	FG	FGA	Pct.	3FG	3FGA	Pct.	FT	FTA	Pct.	Pts.	Avg	Off Reb	Def Reb	Tot Reb	Avg	PF	DQ	A	TO	B	S	Min.
2000-01	3	0	0	3	.000	0	3	.000	2	2	1.000	2	0.7	0	0	0	0.0	0	0	0	0	0	1	4
2001-02	10	0	2	9	.222	1	7	.143	0	0	.000	5	0.5	1	3	4	0.4	3	0	3	0	0	4	23
2002-03	27	18	30	97	.309	17	64	.266	15	16	.938	92	3.4	9	43	52	1.9	44	1	59	26	0	21	719
Totals	40	18	32	109	.294	18	74	.243	17	18	.944	99	2.5	10	46	56	1.4	47	1	62	26	0	26	746

## CAREER CONFERENCE STATS

Year	G	GS	FG	FGA	Pct.	3FG	3FGA	Pct.	FT	FTA	Pct.	Pts.	Avg	Off Reb	Def Reb	Tot Reb	Avg	PF	DQ	A	TO	B	S	Min.
2000-01	1	0	0	1	.000	0	1	.000	0	0	.000	0	0.0	0	0	0	0.0	0	0	0	0	0	0	1
2001-02	4	0	0	3	.000	0	3	.000	0	0	.000	0	0.0	0	1	1	0.3	2	0	1	0	0	0	9
2002-03	14	13	14	56	.250	5	34	.147	13	14	.929	46	3.3	5	25	30	2.1	29	1	35	12	0	13	437
Totals	19	13	14	60	.233	5	38	.132	13	14	.929	46	2.4	5	26	31	1.6	31	1	36	12	0	13	447

## CAREER POSTSEASON STATS

Year	G	GS	FG	FGA	Pct.	3FG	3FGA	Pct.	FT	FTA	Pct.	Pts.	Avg	Off Reb	Def Reb	Tot Reb	Avg	PF	DQ	A	TO	B	S	Min.
MWC	1	0	2	2	1.000	1	1	1.000	0	0	.000	5	5.0	1	2	3	3.0	4	0	2	1	0	0	24



TM



# DAVID CHIOTTI

Post • 6-9 • 250 • Fr-HS • San Jose, Calif.

## GENERAL INFORMATION/CAREER

- Tough post player who saw plenty of time in his debut season...really improved as the season progressed
- Attended same high school as teammate Senque Carey but did not play with Carey
- Last name is pronounced key-OH-tee
- Earned the Most Improved Player Award (along with fellow freshman Mark Walters) at the 2003 men's basketball awards banquet

## 2002-03 STATS/TRENDS

- Played in all 28 games with 20 starts, including the last 15
- Averaged 3.9 ppg, 4.0 rpg and 20.8 mpg in all games, but 4.9 ppg, 4.6 rpg and 26.8 mpg in MWC games
- Had 59 points (26-43 FGs) and 41 rebounds in last nine games
- Led the team with a 54.9 FG%, and shot 57% in MWC contests
- Second on the team with 16 blocks, including 11 in conference play

## 2002-03 HIGHLIGHTS

- Scored 10 points on 5-8 shooting against BYU in the first round of the MWC Tournament...also grabbed three rebounds
- Just 2 points and 3 rebounds in 19 minutes at Air Force, his lowest totals in 10 games, since going scoreless in 23 minutes at BYU on Feb. 1
- Scored five points and grabbed three rebounds in 29 minutes against BYU
- Scored seven points on 3-4 shooting in a career-high 36 minutes against Utah...grabbed six rebounds, including two offensive
- Scored six points on 2-3 shooting against San Diego State...grabbed three rebounds in 25 minutes
- Scored seven points on 3-5 shooting in 32 minutes at UNLV...also grabbed five rebounds
- Scored eight points on 4-7 shooting against Colorado State...tied the team-high with eight rebounds...saw 29 minutes in which he also blocked a shot and recorded an assist...hit consecutive baskets to give UNM a six-point lead after CSU had cut the Lobo lead to 61-59
- Scored 4 points on 2-3 shooting in 23 minutes against Wyoming...also grabbed three rebounds and dished out two assists
- Scored 10 points on 4-4 shooting against Air Force...played a career-high 31 minutes and tied a career-high with two blocks...also grabbed seven rebounds
- Scored five points on 2-5 shooting in 26 minutes against Utah...also grabbed six rebounds and made two steals
- Scored four points and hauled in seven rebounds in 29 minutes against UNLV
- Scored a career-high 21 points on 7-10 shooting with nine rebounds against Western New Mexico...scored more points in the first half (20) than he had scored all season (18)...at the time, his 21 points were the most by a Lobo freshman since John Robinson II scored 24 at Fresno State on Jan. 4, 1999

## SUPERLATIVES

### Points

Season...21 vs. Western New Mexico (1-22-03)

### Rebounds

Season...9 (Twice) Last vs. Western New Mexico (1-22-03)

### Field Goals

Season...7 vs. Western New Mexico (1-22-03)

### Field Goal Attempts

Season...10 vs. Western New Mexico (1-22-03)

### Three-Point Field Goals

Season...none

### Three-Point Field Goal Attempts

Season...none

### Free Throws

Season...7 vs. Western New Mexico (1-22-03)

### Free Throw Attempts

Season...8 vs. Western New Mexico (1-22-03)

### Assists

Season...3 vs. San Diego State (1-25-03)

### Steals

Season...2 (5 Times) Last at Utah (2-3-03)

### Blocked Shots

Season...2 (4 Times) Last at San Diego State (2-24-03)

### Minutes Played

Season...36 vs. Utah (3-1-03)



TM

## • CHIOTTI GAME-BY-GAME STATS •

Opponent	GS	MP	FG-FGA	PCT	3P-3PA	PCT	FT-FTA	PCT	O/D/TOT.	PF	A	TO	BS	ST	TP
Cal		2	0-1	.000	0-0	.000	0-0	.000	2/0/2	3	1	0	0	0	0
Northwestern State		9	1-1	1.000	0-0	.000	0-0	.000	1/0/1	0	0	0	0	0	2
at New Mexico State		4	0-1	.000	0-0	.000	0-0	.000	1/0/1	1	0	1	0	0	0
Northeastern		13	0-0	.000	0-0	.000	2-4	.500	0/2/2	1	1	0	0	0	2
IPFW	*	22	1-3	.000	0-0	.000	0-1	.000	0/9/9	1	0	1	1	1	2
New Mexico State	*	11	0-0	.000	0-0	.000	0-0	.000	1/1/2	3	0	1	1	0	0
at Texas Tech	*	23	0-0	.000	0-0	.000	0-0	.000	3/3/6	0	1	1	0	2	0
Southern Utah	*	9	1-3	.333	0-0	.000	0-0	.000	3/2/5	1	0	1	0	0	2
Portland State	*	22	0-2	.000	0-0	.000	1-2	.500	1/1/2	1	2	0	0	0	1
Pepperdine		10	1-1	1.000	0-0	.000	0-0	.000	0/2/2	1	1	1	0	0	2
at Tennessee		14	0-0	.000	0-0	.000	0-0	.000	0/0/0	3	1	1	1	0	0
Northern Arizona		13	0-1	.000	0-0	.000	0-0	.000	0/3/3	0	1	0	2	1	0
at Colorado State		19	1-3	.333	0-0	.000	0-0	.000	2/1/3	4	1	2	2	2	2
at Wyoming	*	28	2-2	1.000	0-0	.000	1-2	.500	1/2/3	5	0	1	2	0	5
Western New Mexico	*	20	7-10	.700	0-0	.000	7-8	.875	4/5/9	1	0	0	0	0	21
San Diego State	*	28	1-1	1.000	0-0	.000	1-2	.500	0/4/4	2	3	4	0	0	4
UNLV	*	29	2-5	.400	0-0	.000	0-0	.000	3/4/7	3	2	0	1	1	4
at BYU	*	23	0-0	.000	0-0	.000	0-0	.000	0/4/4	3	0	2	1	0	0
at Utah	*	26	2-5	.400	0-0	.000	1-4	.250	0/6/6	4	1	0	0	2	5
Air Force	*	31	4-4	1.000	0-0	.000	2-2	.000	1/6/7	2	0	2	2	0	10
Wyoming	*	23	2-3	.667	0-0	.000	0-0	.000	1/2/3	2	2	0	0	1	4
Colorado State	*	29	4-7	.571	0-0	.000	0-1	.000	3/5/8	3	1	0	1	0	8
at UNLV	*	32	3-5	.600	0-0	.000	1-2	.500	3/2/5	3	1	0	0	0	7
at San Diego State	*	25	2-3	.667	0-0	.000	2-3	.667	1/2/3	1	1	0	2	0	6
Utah	*	36	3-4	.750	0-0	.000	1-4	.250	2/4/6	3	0	0	0	0	7
BYU	*	29	2-4	.500	0-0	.000	1-2	.500	0/3/3	4	2	1	0	1	5
at Air Force	*	19	1-5	.200	0-0	.000	0-0	.000	2/1/3	1	0	0	0	1	2
BYU <sup>MWC Team.</sup>	*	35	5-8	.625	0-0	.000	0-2	.000	2/1/3	4	1	1	0	0	10
<b>Season Totals</b>	<b>20</b>	<b>582</b>	<b>45-82</b>	<b>.549</b>	<b>0-0</b>	<b>.000</b>	<b>20-39</b>	<b>.513</b>	<b>37/75/112</b>	<b>61</b>	<b>23</b>	<b>20</b>	<b>16</b>	<b>12</b>	<b>110</b>

### CAREER CONFERENCE STATS

Year	G	GS	FG	FGA	Pct.	3FG	3FGA	Pct.	FT	FTA	Pct.	Pts.	Avg	Off Reb	Def Reb	Tot Reb	Avg	PF	DQ	A	TO	B	S	Min.
2002-03	14	13	29	51	.569	0	0	.000	10	22	.455	68	4.9	19	46	65	4.6	40	1	14	12	11	8	375

### CAREER POSTSEASON STATS

Year	G	GS	FG	FGA	Pct.	3FG	3FGA	Pct.	FT	FTA	Pct.	Pts.	Avg	Off Reb	Def Reb	Tot Reb	Avg	PF	DQ	A	TO	B	S	Min.
MWC	1	1	5	8	.625	0	0	.000	0	2	.000	10	10.0	2	1	3	3.0	3	0	1	1	0	0	35



TM



# SENQUE CAREY

Guard • 6-4 • 200 • Sr-1L • East Palo Alto, Calif.

## GENERAL INFORMATION/CAREER

- Senior point guard who had his season - and probably his career - end in the first half of the Northwestern State game on Nov. 25
- Suffered a spinal cord injury with 7:41 remaining in the first half while attempting to draw a charge...after falling on his rear end, Carey lay motionless after the seemingly innocent collision...he was unable to move and was carried off The Pit floor on a backboard...he regained the use of his arms later that night
- Was unable to move his legs until Dec. 8 when he showed up to practice to show his coaches and teammates that he could walk
- Continues to rehab his injury and no longer uses a wheelchair
- Had surgery at Stanford University on Jan. 27 to remove a bulging disc and fuse vertebrae in his neck
- Came to UNM from the University of Washington
- First name is pronounced sin-Q
- Named Most Inspirational Player at the 2003 men's basketball banquet

## 2002-03 STATS/TRENDS

- Started both games before the injury...averaged 3.5 ppg, 3.5 apg and 2.0 rpg

## 2002-03 HIGHLIGHTS

- Seven points, six assists and four rebounds in 36 minutes against Cal

## 2001-02 STATS/TRENDS

- Started the last 15 games and made 18 starts total
- Was given the "Mr. Assist" award at the team's postseason awards banquet
- Led the team with 93 assists (3.2 apg)
- Averaged 6.0 ppg, 4.1 rpg, 3.2 assists and 27 minutes in 30 games, including 10 appearances off the bench

## SUPERLATIVES

### Points

Season...16 vs. New Mexico State (12-5-01)  
Career...27 vs. Old Dominion (12-4-99)\*

### Rebounds

Season...9 (twice)  
Career...10 vs. Oregon State (2-11-99)\*

### Field Goals

Season...6 vs. UNLV (3-7-02)  
Career...9 (Twice)\*

### Field Goal Attempts

Season...11 vs. UNLV (3-7-02)  
Career...19 vs. Arizona State (1-13-00)\*

### Three-Point Field Goals

Season...3 (Twice)  
Career...7 vs. Old Dominion (12-4-99)\*

### Three-Point Field Goal Attempts

Season...5 vs. New Mexico State (12-5-01)  
Career...7 vs. Old Dominion (12-4-99)\*

### Free Throws

Season...7 vs. Utah (1-21-02)  
Career...11 vs. Oregon State (2-11-99)\*

### Free Throw Attempts

Season...9 vs. Utah (1-21-02)  
Career...12 vs. Oregon State (2-11-99)\*

### Assists

Season...9 vs. Colorado State (2-23-02)  
Career...11 vs. UCLA (1-4-00)\*

### Steals

Season...3 (Twice)  
Career...3 (3 times)

### Blocked Shots

Season...2 vs. New Mexico State (12-16-01)  
Career...2 (Twice)

### Minutes Played

Season...39 vs. Colorado State (2-23-02)  
Career...44 vs. Southern Cal (1-8-00)\*

\*while at University of Washington

## • CAREY GAME-BY-GAME STATS •

Opponent	GS	MP	FG-FGA	PCT	3P-3PA	PCT	FT-FTA	PCT	O/D/TOT.	PF	A	TO	BS	ST	TP
Cal	*	36	2-7	.286	1-4	.250	2-2	1.000	0/4/4	3	6	4	1	1	7
Northwestern State	*	9	0-2	.000	0-1	.000	0-0	.000	0/0/0	0	1	0	0	0	0
Season Totals	2	45	2-9	.222	1-5	.200	2-2	1.000	0/4/4	3	7	4	1	1	7

## CAREER STATS

Year	G	GS	FG	FGA	Pct.	3FG	3FGA	Pct.	FT	FTA	Pct.	Pts.	Avg	Off Reb	Def Reb	Tot Reb	Avg	PF	DQ	A	TO	B	S	Min.
1998-99*	29	18	76	182	.418	16	61	.262	83	110	.755	251	8.7	14	76	90	3.1	46	1	94	78	2	14	736
1999-00*	30	27	108	276	.391	28	76	.368	69	100	.690	313	10.4	25	95	120	4.0	57	0	137	127	4	30	972
2001-02	30	20	62	169	.367	13	67	.194	43	63	.683	180	6.0	18	104	122	4.1	54	0	95	63	5	21	809
2002-03	2	2	2	9	.222	1	5	.200	2	2	1.000	7	3.5	0	4	4	2.0	3	0	7	4	1	1	45
@UNM	32	22	64	178	.360	14	72	.194	45	65	.692	187	5.8	18	108	126	3.9	57	0	102	67	6	22	854
Totals	91	67	248	636	.390	58	209	.278	197	275	.716	751	8.25	57	279	336	3.7	160	1	333	272	12	66	2,562

## CAREER CONFERENCE STATS

Year	G	GS	FG	FGA	Pct.	3FG	3FGA	Pct.	FT	FTA	Pct.	Pts.	Avg	Off Reb	Def Reb	Tot Reb	Avg	PF	DQ	A	TO	B	S	Min.
2001-02	14	14	25	71	.352	1	25	.040	27	40	.675	78	5.8	9	73	82	5.9	22	0	53	38	3	13	438

## CAREER POSTSEASON STATS

	G	GS	FG	FGA	Pct.	3FG	3FGA	Pct.	FT	FTA	Pct.	Pts.	Avg	Off Reb	Def Reb	Tot Reb	Avg	PF	DQ	A	TO	B	S	Min.
MWC	1	1	6	11	.545	2	4	.500	1	1	1.000	15	15.0	2	2	4	4.0	4	0	5	3	0	1	37
NIT	1	1	3	10	.300	1	5	.200	0	0	-	7	7.0	0	0	0	0.0	2	0	2	3	0	0	25
NCAA*	1	1	1	4	.250	0	2	.000	0	0	-	2	2.0	0	2	2	2.0	2	0	2	4	0	0	31
Totals	3	3	10	25	.400	3	11	.273	1	1	1.000	24	8.0	2	4	6	2.0	8	0	9	10	0	1	93

\*while at the University of Washington



## JEFF HART

Guard • 6-1 • 160 • Fr-HS • Albuquerque, N.M.

### GENERAL INFORMATION/CAREER

- True freshman walk-on who saw a lot of playing time at guard after Carey was sidelined
- Three-year team captain at Sandia High School, averaging 18 ppg, 5.1 rpg, and 4.6 apg
- Member of Sandia's state champion 400-meter relay team

### 2002-03 STATS/TRENDS

- Played in every game with 5 starts from Dec. 2 - Dec. 21
- Averaged 3.5 ppg, 1.0 rpg, and 15.8 mpg overall, but just 1.5 ppg, 0.5 rpg and 10.4 mpg in MWC games
- 25 of 69 from 3-point range...7 of 13 from inside the arc
- Averaged 24.8 mpg first 10 games

### 2002-03 HIGHLIGHTS

- Grabbed one rebound in seven minutes against BYU in the first round of the MWC Tournament
- Scoreless in 19 minutes at Air Force...that's his most playing time in 8 games, since 22 minutes against Air Force on Feb. 8
- Scored for the first time in two games with three points on 1-3 shooting in 12 minutes against BYU
- Scored eight points off the bench against Colorado State, his best output in 16 games...only Lobo reserve to score...played 16 minutes and went 3-3 from the field and 2-2 from the 3-pt. line...also grabbed two rebounds and had an assist
- Scored three points in nine minutes against Wyoming...also had two assists
- Scored three points in 22 minutes against Air Force...most minutes played since logging 22 minutes at Pepperdine on 12-29-02
- Scored three points in 12 minutes against BYU...ended a two-game scoring drought by hitting his only 3-pt. attempt of the game
- Scored seven points in 20 minutes against Western New Mexico
- Hit four 3s at Texas Tech on his way to 14 points, playing a career-high 39 minutes
- Scored a career-high 15 points against IPFW...made 4-6 FGs, including 3-5 3s, and 4-4 FTs...also had a career-high 5 assists
- Got first career start against Northeastern on 12-2-02, scoring 10 points and grabbing a career-high 5 rebounds

### SUPERLATIVES

#### Points

Season...15 vs. IPFW (12-6-02)

#### Rebounds

Season...5 vs. Northeastern (12-2-02)

#### Field Goals

Season...5 vs. Texas Tech (12-18-02)

#### Field Goal Attempts

Season...14 vs. Texas Tech (12-18-02)

#### Three-Point Field Goals

Season...4 vs. Texas Tech (12-18-02)

#### Three-Point Field Goal Attempts

Season...11 vs. Texas Tech (12-18-02)

#### Free Throws

Season...4 vs. IPFW (12-6-02)

#### Free Throw Attempts

Season...4 (Twice) Last vs. Southern Utah (12-21-02)

#### Assists

Season...5 vs. IPFW (12/6/02)

#### Steals

Season...1 (4 Times) Last at San Diego State (2-24-03)

#### Blocked Shots

Season...1 (Twice) Last vs. Western New Mexico (1-22-03)

#### Minutes Played

Season...39 vs. Texas Tech (12-18-02)



TM

## • HART GAME-BY-GAME STATS •

Opponent	GS	MP	FG-FGA	PCT	3P-3PA	PCT	FT-FTA	PCT	O/D/TOT.	PF	A	TO	BS	ST	TP
Cal		2	0-0	.000	0-0	.000	0-0	.000	0/0/0	0	0	1	0	0	0
Northwestern State		12	1-4	.250	1-4	.250	0-0	.000	1/1/2	0	0	0	0	0	3
at New Mexico State		21	1-4	.250	1-4	.250	0-0	.000	0/2/2	0	1	0	0	1	3
Northeastern	*	31	4-9	.444	1-6	.167	1-1	1.000	1/4/5	2	3	2	0	0	10
IPFW	*	36	4-6	.667	3-5	.600	4-4	1.000	0/2/2	2	5	2	1	0	15
New Mexico State	*	30	2-9	.222	2-7	.286	0-0	.000	0/0/0	1	1	1	0	0	6
at Texas Tech	*	39	5-14	.357	4-11	.324	0-0	.000	1/1/2	1	2	2	0	0	14
Southern Utah	*	32	1-8	.125	1-8	.125	0-4	.000	0/1/1	1	0	1	0	1	3
Portland State		23	2-3	.667	2-3	.667	0-0	.000	0/0/0	2	2	0	0	0	6
Pepperdine		22	2-4	.500	2-4	.500	0-0	.000	0/4/4	0	1	0	0	0	6
at Tennessee		13	0-1	.000	0-0	.000	2-2	1.000	0/0/0	1	0	1	0	0	2
Northern Arizona		10	1-1	1.000	1-1	1.000	0-0	.000	0/0/0	0	0	0	0	0	3
at Colorado State		9	0-0	.000	0-0	.000	0-0	.000	0/2/2	1	1	0	0	0	0
at Wyoming		1	0-0	.000	0-0	.000	0-0	.000	0/0/0	2	0	0	0	0	0
Western New Mexico		20	2-5	.400	1-4	.250	2-2	1.000	0/1/1	3	2	1	1	1	7
San Diego State		3	0-0	.000	0-0	.000	0-0	.000	0/0/0	0	0	0	0	0	0
UNLV		1	0-0	.000	0-0	.000	0-0	.000	0/0/0	2	0	0	0	0	0
at BYU		12	1-1	1.000	1-1	1.000	0-0	.000	0/0/0	1	0	1	0	0	3
at Utah		6	0-0	.000	0-0	.000	0-0	.000	0/1/1	1	0	0	0	0	0
Air Force		22	1-2	.500	1-2	.500	0-2	.000	0/2/2	0	0	0	0	0	3
Wyoming		9	1-1	1.000	1-1	1.000	0-0	.000	0/0/0	0	2	0	0	0	3
Colorado State		16	3-3	1.000	2-2	1.000	0-0	.000	0/2/2	0	1	0	0	0	8
at UNLV		11	0-0	.000	0-0	.000	1-2	.500	0/0/0	2	0	1	0	0	1
at San Diego State		18	0-2	.000	0-2	.000	0-0	.000	0/0/0	2	0	2	0	1	0
Utah		7	0-0	.000	0-0	.000	0-0	.000	0/0/0	0	1	0	0	0	0
BYU		12	1-3	.333	1-2	.500	0-0	.000	0/0/0	1	0	0	0	0	3
at Air Force		19	0-2	.000	0-2	.000	0-0	.000	0/0/0	3	1	1	0	1	0
BYU MWC Tour.		7	0-0	.000	0-0	.000	0-0	.000	0/1/1	0	0	0	0	0	0
Season Totals	5	443	32-82	.390	25-69	.362	10-17	.588	3/24/27	28	23	16	2	5	99

## CAREER CONFERENCE STATS

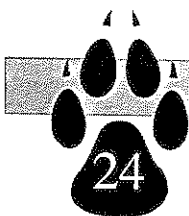
Year	G	GS	FG	FGA	Pct.	3FG	3FGA	Pct.	FT	FTA	Pct.	Pts.	Avg	Off Reb	Def Reb	Tot Reb	Avg	PF	DQ	A	TO	B	S	Min.
2002-03	13	0	7	12	.583	6	10	.600	1	4	.250	21	1.6	0	7	7	0.5	11	0	5	4	0	1	126

## CAREER POSTSEASON STATS

Year	G	GS	FG	FGA	Pct.	3FG	3FGA	Pct.	FT	FTA	Pct.	Pts.	Avg	Off Reb	Def Reb	Tot Reb	Avg	PF	DQ	A	TO	B	S	Min.
MWC	1	0	0	0	.000	0	0	.000	0	0	.000	0	0.0	0	1	1	1.0	0	0	0	0	0	0	7



TM



# JAMAAL WILLIAMS

Forward • 6-6 • 220 • Soph-1L • Corona, Calif.

## GENERAL INFORMATION

- Announced his decision to transfer from UNM on March 14, 2003
- UNM's leading scorer off the bench in 2001-02

## 2002-03 STATS/TRENDS

- Played in every game with 14 starts, although he came off the bench in 8 of the last 9 games
- Averaged 11.3 ppg, 5.1 rpg, 1.2 apg, and 23.8 mpg, but 10.4 ppg, 4.7 rpg and 21.8 mpg in MWC games
- Second on the team in scoring and third in rebounding
- Made 37 of 56 FTs (66%) in last 18 games...made just 15 of 37 in first 10 games...injured guard Senque Carey worked with Williams on his FT shooting in practice...last season he was 4-20 in conference games

## 2002-03 HIGHLIGHTS

- Scored just two points on two foul shots against BYU in the first round of the MWC Tournament...went 0-4 from the floor and grabbed three rebounds in 12 minutes
- Made 5-6 FGs on his way to 11 points and 4 rebounds in 22 minutes at Air Force
- Had 17 points and a team-high 8 rebounds in 23 minutes off the bench against BYU...made 6-10 FGs and went 5-9 from FT line...had 5 offensive boards...had just 6 points and 3 rebounds in 34 minutes the prior 2 games
- Coming off the bench, a career-high 25 points and a career-high 15 rebounds in 30 minutes at UNLV...was 12-17 from the floor and had six offensive rebounds resulting in 12 points for the Lobos, 10 of those were his own baskets
- Scored 11 points on 5-13 shooting against Wyoming...led the team with six rebounds and dished out three assists in 27 minutes
- Scored eight points on 2-4 shooting from the field and 4-4 from the FT line against Air Force...did not start and played only 13 minutes in the second half, his second-lowest total of the season
- Scored 13 points on 6-9 shooting in 29 minutes against Utah
- Scored 14 points on 4-11 shooting against UNLV...also grabbed six rebounds and dished out two assists in 26 minutes
- Scored 13 points and grabbed seven rebounds in 30 minutes of play against San Diego State
- Scored 21 points on 8-15 shooting and 5-7 from the FT line at Wyoming...played a career-high 34 minutes...had scored just 19 points in two previous games on 8-24 FG's
- Scored 20 points, including a career-best 6-8 from the FT line against Tennessee
- Had 23 points on 11-15 shooting against Pepperdine...also grabbed 8 rebounds
- 17 points and 7 rebounds against Portland State
- 12 points and 8 boards at Texas Tech
- Had good numbers against IPFW with 11 points (5-7 FGs), 6 rebounds, 5 assists, and 2 steals in 26 minutes

## 2001-02 STATS/TRENDS

- Averaged 7.7 ppg, 5.1 rpg and 20.1 minutes in 28 games with 3 starts
- Led the team and finished 6th in the Mountain West, making 51.9% of his FGs
- Finished second on the team with 142 rebounds (5.1 rpg), including 70 offensive boards (2.5/game), which was also 2nd on the squad and 5th in the MWC
- Scoring dropped off some after suffering a stress fracture in his right leg in February
- Just 29 points in his final 6 games (4.8 ppg) after the injury

## SUPERLATIVES

### Points

Season...25 at UNLV (2-22-03)

Career...same

### Rebounds

Season...15 at UNLV (2-22-03)

Career...same

### Field Goals

Season...12 at UNLV (2-22-03)

Career...same

### Field Goal Attempts

Season...17 at UNLV (2-22-03)

Career...same

### Three-Point Field Goals

Season...1 (4 Times) Last vs. Pepperdine (12-29-02)

Career...same

### Three-Point Field Goal Attempts

Season...3 vs New Mexico State (12-15-02)

Career...same

### Free Throws

Season...6 (Twice) Last vs. UNLV (1-27-03)

Career...same

### Free Throw Attempts

Season...9 (Twice) Last vs BYU (3-3-03)

Career...same

### Assists

Season...5 vs. IPFW (12-6-02)

Career...same

### Steals

Season...4 vs. Northern Arizona (1-7-03)

Career...4 (Twice) Last vs. Northern Arizona (1-7-03)

### Blocked Shots

Season...2 vs. Northeastern (12-2-02)

Career...same

### Minutes Played

Season...34 at Wyoming (1-18-03)

Career...same



# **• WILLIAMS GAME-BY-GAME STATS •**

Opponent	GS	MP	FG-FGA	PCT	3P-3PA	PCT	FT-FTA	PCT	O/D/TOT.	PF	A	TO	BS	ST	TP
Cal	*	30	5-9	.556	1-2	.500	2-8	.250	3/4/7	3	1	2	1	1	13
Northwestern State	*	27	6-9	.667	0-2	.000	2-4	.500	1/3/4	3	1	0	0	3	14
at New Mexico State	*	29	7-12	.583	0-0	.000	1-3	.333	2/4/6	2	1	3	0	1	15
Northeastern	*	26	7-9	.779	1-1	1.000	1-4	.250	4/0/4	1	2	1	2	0	16
IPFW	*	26	5-7	.714	0-0	.000	1-3	.333	1/5/6	3	5	2	0	2	11
New Mexico State	*	27	2-11	.182	0-3	.000	1-2	.500	4/2/6	3	2	4	0	9	5
at Texas Tech		28	4-11	.364	0-0	.000	4-8	.500	4/4/8	4	1	2	0	1	12
Southern Utah		21	1-5	.200	0-1	.000	0-0	.000	0/3/3	4	1	3	0	3	2
Portland State		23	7-13	.538	0-0	.000	3-3	1.000	1/6/7	3	2	1	1	1	17
Pepperdine	*	32	11-15	.733	1-2	.500	0-2	.000	4/4/8	2	2	3	1	1	23
at Tennessee		32	7-14	.500	0-1	.000	6-8	.750	3/3/6	4	1	1	0	0	20
Northern Arizona	*	28	5-13	.385	0-1	.000	2-3	.667	1/5/6	1	2	1	0	4	12
at Colorado State	*	22	3-11	.273	0-0	.000	1-2	.500	2/5/7	2	1	2	0	0	7
at Wyoming		34	8-15	.533	0-1	.000	5-7	.714	1/3/4	2	0	1	0	0	21
Western New Mexico	*	21	4-8	.500	0-2	.000	0-2	.000	1/3/4	1	2	0	0	0	8
San Diego State	*	30	5-9	.556	0-0	.000	3-4	.000	2/5/7	2	1	3	0	1	13
UNLV	*	26	4-11	.367	0-0	.000	6-9	.667	3/3/6	4	2	3	0	1	14
at BYU		7	0-3	.000	0-0	.000	0-0	.000	0/0/0	1	0	0	0	1	0
at Utah	*	29	6-9	.667	1-2	.500	0-0	.000	0/3/3	4	1	1	0	0	13
Air Force		13	2-4	.500	0-0	.000	4-4	.000	1/1/2	2	0	1	0	0	8
Wyoming		27	5-13	.385	0-1	.000	1-1	1.000	3/3/6	3	3	1	0	1	11
Colorado State		8	0-4	.000	0-1	.000	0-0	.000	1/0/1	1	1	0	0	0	0
at UNLV		30	12-17	.706	0-0	.000	1-2	.500	6/9/15	4	2	3	0	0	25
at San Diego State	*	19	2-7	.286	0-0	.000	0-0	.000	0/1/1	1	0	0	0	0	4
Utah		15	1-2	.500	0-0	.000	0-2	.000	0/2/2	4	0	1	0	1	2
BYU		23	6-10	.600	0-0	.000	5-9	.556	5/3/8	0	0	0	0	0	17
at Air Force		22	5-6	.833	0-0	.000	1-1	1.000	2/2/4	4	0	0	0	1	11
BYU <small>(MWC Tourn.)</small>		12	0-4	.000	0-0	.000	2-2	1.000	1/2/3	2	0	0	0	0	2
<b>Season Totals</b>	<b>14</b>	<b>667</b>	<b>130-261</b>	<b>.498</b>	<b>4-20</b>	<b>.200</b>	<b>52-93</b>	<b>.559</b>	<b>56/88/144</b>	<b>68</b>	<b>34</b>	<b>42</b>	<b>5</b>	<b>25</b>	<b>316</b>

## **CAREER STATS**

Year	G	GS	FG	FGA	Pct.	3FG	3FGA	Pct.	FT	FTA	Pct.	Pts.	Avg	Off Reb	Def Reb	Tot Reb	Avg	PF	DQ	A	TO	B	S	Min.
2001-02	28	3	98	189	.519	1	4	.250	19	50	.380	216	7.7	70	72	142	5.1	72	2	8	25	12	20	564
2002-03	28	14	130	261	.498	4	20	.200	52	93	.559	316	11.3	56	88	144	5.1	68	0	34	42	5	25	667
<b>Totals</b>	<b>56</b>	<b>17</b>	<b>228</b>	<b>450</b>	<b>.507</b>	<b>5</b>	<b>24</b>	<b>.208</b>	<b>71</b>	<b>143</b>	<b>.497</b>	<b>532</b>	<b>9.5</b>	<b>126</b>	<b>160</b>	<b>286</b>	<b>5.1</b>	<b>140</b>	<b>2</b>	<b>42</b>	<b>67</b>	<b>17</b>	<b>45</b>	<b>1,231</b>

## **CAREER CONFERENCE STATS**

Year	G	GS	FG	FGA	Pct.	3FG	3FGA	Pct.	FT	FTA	Pct.	Pts.	Avg	Off Reb	Def Reb	Tot Reb	Avg	PF	DQ	A	TO	B	S	Min.
2001-02	12	2	37	74	.500	0	2	.000	4	20	.200	78	6.5	27	31	58	4.8	29	0	4	8	5	7	244
2002-03	14	6	59	121	.488	1	5	.200	27	41	.659	146	10.4	26	40	66	4.7	34	0	11	16	0	6	305
<b>Totals</b>	<b>26</b>	<b>8</b>	<b>96</b>	<b>195</b>	<b>.492</b>	<b>1</b>	<b>7</b>	<b>.143</b>	<b>31</b>	<b>61</b>	<b>.508</b>	<b>224</b>	<b>8.6</b>	<b>53</b>	<b>71</b>	<b>124</b>	<b>4.8</b>	<b>63</b>	<b>0</b>	<b>15</b>	<b>24</b>	<b>5</b>	<b>13</b>	<b>549</b>

## **CAREER POSTSEASON STATS**

	G	GS	FG	FGA	Pct.	3FG	3FGA	Pct.	FT	FTA	Pct.	Pts.	Avg	Off Reb	Def Reb	Tot Reb	Avg	PF	DQ	A	TO	B	S	Min.
MWC	2	0	2	8	.250	0	0	.000	2	2	1.000	6	3.0	2	4	6	3.0	6	0	0	1	0	1	37
NIT	1	1	3	9	.333	0	0	.000	1	2	.500	7	7.0	3	1	4	4.0	5	1	1	5	1	1	28
<b>Totals</b>	<b>3</b>	<b>1</b>	<b>5</b>	<b>17</b>	<b>.385</b>	<b>0</b>	<b>0</b>	<b>.000</b>	<b>3</b>	<b>4</b>	<b>.750</b>	<b>13</b>	<b>4.3</b>	<b>5</b>	<b>5</b>	<b>10</b>	<b>3.3</b>	<b>11</b>	<b>1</b>	<b>1</b>	<b>6</b>	<b>1</b>	<b>2</b>	<b>65</b>



TM



# MIKAL MONETTE

Post • 6-6 • 210 • Fr-HS • Albuquerque, N.M.

## GENERAL INFORMATION/CAREER

- True freshman walk-on who saw time in the front court
- Two-time all-state player from Cibola High School
- Cibola's all-time leading scorer and rebounder

## 2002-03 STATS/TRENDS

- Played in 20 games with 2 starts
- Averaged 1.7 ppg, 1.6 rpg and 8.5 mpg...just 14 minutes in 7 MWC games
- Started first collegiate game in the season-opener against California...had 3 rebounds, an assist and a steal in 15 minutes

## 2002-03 HIGHLIGHTS

- Saw one minute of action against BYU in the first round of the MWC Tournament
- Scored two points and grabbed a rebound in three minutes against BYU
- Scored four points and grabbed two rebounds in 11 minutes against Western New Mexico
- Career-highs for points (9) and rebounds (5) in 19 minutes at Texas Tech...the 9 points on 4-4 FGs came consecutively at the end of the game
- Scored 8 points against IPFW on 4 of 5 shooting in just 10 minutes of play
- 6 points and 5 rebounds in a career-high 26 minutes against Southern Utah

## SUPERLATIVES

### Points

Season...9 vs. Texas Tech (12-18-02)

### Rebounds

Season...5 (Twice) Last vs. Southern Utah (12-21-02)

### Field Goals

Season...4 (Twice) Last vs. Texas Tech (12-18-02)

### Field Goal Attempts

Season...5 vs. IPFW (12-6-02)

### Three-Point Field Goals

Season...none

### Three-Point Field Goal Attempts

Season...none

### Free Throws

Season...4 vs. Southern Utah (12-21-02)

### Free Throw Attempts

Season...6 vs. Southern Utah (12-21-02)

### Assists

Season...2 (Twice) Last vs. Portland State (12-28-02)

### Steals

Season...1 (3 Times) Last vs. Western New Mexico (1-22-03)

### Blocked Shots

Season...none

### Minutes Played

Season...26 vs. Southern Utah (12-21-02)



TM

# **• MONETTE GAME-BY-GAME STATS •**

Opponent	GS	MP	FG-FGA	PCT	3P-3PA	PCT	FT-FTA	PCT	O/D/TOT.	PF	A	TO	BS	ST	TP
Cal	*	15	0-2	.000	0-0	.000	0-0	.000	2/1/3	0	1	1	0	1	0
Northwestern State		12	0-0	.000	0-0	.000	0-0	.000	0/2/2	1	0	0	0	0	0
at New Mexico State		19	0-0	.000	0-0	.000	0-0	.000	0/3/3	4	0	1	0	0	0
Northeastern		7	0-0	.000	0-0	.000	0-0	.000	1/0/1	1	2	1	0	0	0
IPFW		10	4-5	.800	0-0	.000	0-1	.000	1/1/2	1	0	0	0	0	8
New Mexico State		2	0-0	.000	0-0	.000	0-0	.000	0/0/0	0	0	0	0	0	0
at Texas Tech		19	4-4	1.000	0-0	.000	1-2	.500	3/2/5	0	0	0	0	0	9
Southern Utah	*	26	1-2	.500	0-0	.000	4-6	.667	3/2/5	1	1	2	0	1	6
Portland State		13	1-1	1.000	0-0	.000	0-0	.000	0/2/2	3	2	1	0	0	2
Pepperdine		15	0-1	.000	0-0	.000	1-3	.333	1/2/3	0	1	0	0	0	1
at Tennessee	DNP														
Northern Arizona		5	0-0	.000	0-0	.000	0-0	.000	1/1/2	1	1	1	0	0	0
at Colorado State		8	1-2	.500	0-0	.000	0-0	.000	0/0/0	2	0	0	0	0	2
at Wyoming	DNP														
Western New Mexico		11	2-2	1.000	0-0	.000	0-1	.000	0/2/2	0	1	2	0	1	4
San Diego State	DNP														
UNLV		1	0-0	.000	0-0	.000	0-0	.000	0/0/0	0	0	0	0	0	0
at BYU		3	1-1	.000	0-0	.000	0-0	.000	0/1/1	0	0	0	0	0	2
at Utah		1	0-0	.000	0-0	.000	0-0	.000	0/0/0	0	0	0	0	0	0
Air Force		1	0-1	.000	0-0	.000	0-0	.000	0/0/0	2	1	0	0	0	0
Wyoming		2	0-0	.000	0-0	.000	0-0	.000	0/0/0	2	0	0	0	0	0
Colorado State	DNP														
at UNLV	DNP														
at San Diego State	DNP														
Utah	DNP														
BYU	DNP														
at Air Force		0+	0-0	.000	0-0	.000	0-0	.000	0/0/0	1	0	0	0	0	0
BYU MWC Tour.		1	0-0	.000	0-0	.000	0-0	.000	0/0/0	0	0	0	0	0	0
Season Totals	2	170	14-22	.636	0-0	.000	6-13	.462	12/19/31	19	10	8	0	3	32

## **CAREER CONFERENCE STATS**

Year	G	GS	FG	FGA	Pct.	3FG	3FGA	Pct.	FT	FTA	Pct.	Pts.	Avg	Off Reb	Def Reb	Tot Reb	Avg	PF	DQ	A	TO	B	S	Min.
2002-03	7	0	2	4	.500	0	0	.000	0	0	.000	4	0.6	0	1	1	0.1	7	0	1	0	0	0	15

## **CAREER POSTSEASON STATS**

Year	G	GS	FG	FGA	Pct.	3FG	3FGA	Pct.	FT	FTA	Pct.	Pts.	Avg	Off Reb	Def Reb	Tot Reb	Avg	PF	DQ	A	TO	B	S	Min.
MWC	1	0	0	0	.000	0	0	.000	0	0	.000	0	0.0	0	0	0	0.0	0	0	0	0	0	0	1



TM

New Mexico Men's Basketball-Final Stats  
New Mexico Lobos Combined Team Statistics (as of Mar 13, 2003)  
All games

RECORD:	OVERALL	HOME	AWAY	NEUTRAL
ALL GAMES.....	(10-18)	(10-7)	(0-10)	(0-1)
CONFERENCE.....	(4-10)	(4-3)	(0-7)	(0-0)
NON-CONFERENCE.....	(6-8)	(6-4)	(0-3)	(0-1)

# Player	GP-GS	Min--Avg	---TOTAL---		---3-PTS---		FT-FTA	Pct	---REBOUNDS---				PF	FO	A	TO	Blk	Stl	Pts	Avg
			FG-FGA	Pct	3FG-FGA	Pct			Off	Def	Tot	Avg								
25 DOUGLAS, Ruben.....	28-28	984 35.1	218-549	.397	94-238	.395	253-301	.841	52	133	185	6.6	75	0	58	108	8	35	783	28.0
24 WILLIAMS, Jamaal...	28-14	667 23.8	130-261	.498	4-20	.200	52-93	.559	56	88	144	5.1	68	0	34	42	5	25	316	11.3
20 WALTERS, Mark.....	28-20	788 28.1	95-235	.404	28-89	.315	47-70	.671	51	106	157	5.6	68	1	50	46	5	32	265	9.5
11 TINDALL, Javin.....	25-22	790 31.6	79-177	.446	53-126	.421	16-19	.842	7	34	41	1.6	47	0	67	34	2	20	227	9.1
13 CHIOTTI, David.....	28-20	582 20.8	45-82	.549	0-0	.000	20-39	.513	37	75	112	4.0	60	1	23	20	16	12	110	3.9
22 HART, Jeff.....	28-5	443 15.8	32-82	.390	25-69	.362	10-17	.588	3	24	27	1.0	28	0	23	16	2	5	99	3.5
20 CAREY, Senque.....	2-2	45 22.5	2-9	.222	1-5	.200	2-2	1.000	0	4	4	2.0	3	0	7	4	1	1	7	3.5
12 ASHCRAFT, Ryan.....	27-18	719 26.6	30-97	.309	17-64	.266	15-16	.938	9	43	52	1.9	44	1	59	26	0	21	92	3.4
34 MONETTE, Mikal.....	20-2	169 8.5	14-22	.636	0-0	.000	6-13	.462	12	19	31	1.6	23	1	10	9	0	3	34	1.7
11 BELL, Chad.....	27-6	295 10.9	10-35	.286	0-1	.000	20-30	.667	20	22	42	1.6	61	3	5	14	24	5	40	1.5
12 MCCOWAN, Michael...	18-3	137 7.6	4-9	.444	0-0	.000	5-9	.556	9	9	18	1.0	27	1	3	6	12	1	13	0.7
11 METZ, Laurence.....	2-0	5 2.5	0-1	.000	0-1	.000	0-0	.000	0	1	1	0.5	1	0	0	1	0	0	0	0.0
TEAM.....									40	56	96	3.4	1			5				
Total.....	28	5624	659-1559	.423	222-613	.362	446-609	.732	296	614	910	32.5	506	8	339	331	75	160	1986	70.9
Opponents.....	28	5625	739-1549	.477	183-516	.355	390-533	.732	285	701	986	35.2	544	-	440	362	77	163	2051	73.2

TEAM STATISTICS	NM	OPP	DATE	OPPONENT	W/L	SCORE	ATTEND
SCORING.....	1986	2051	11/23/02	CAL	L	68-76	16697
Points per game.....	70.9	73.2	11/25/02	NORTHWESTERN ST.	W	60-56	13911
Scoring margin.....	-2.3	-	11/30/02	at New Mexico State	L	58-59	9419
FIELD GOALS-ATT.....	659-1559	739-1549	12/02/02	NORTHEASTERN	W	90-88	13897
Field goal pct.....	.423	.477	12/06/02	INDIANA-PURDUE-FT. WAYNE	W	91-66	14430
3 POINT FG-ATT.....	222-613	183-516	12/15/02	NEW MEXICO STATE	L	60-72	17870
3-point FG pct.....	.362	.355	12/18/02	at Texas Tech	L	71-98	7343
3-pt FG made per game..	7.9	6.5	12/21/02	SOUTHERN UTAH	L	57-69	14311
FREE THROWS-ATT.....	446-609	390-533	12/28/02	PORTLAND STATE	W	69-52	14813
Free throw pct.....	.732	.732	12/29/02	PEPPERDINE	L	68-88	14821
REBOUNDS.....	910	986	01/04/03	at Tennessee	L	64-71	13214
Rebounds per game.....	32.5	35.2	01/07/03	NORTHERN ARIZONA	W	59-57	14401
Rebounding margin.....	-2.7	-	*01/13/03	at Colorado State	L	58-74	5389
ASSISTS.....	339	440	*01/18/03	at Wyoming	LOT	81-85	11242
Assists per game.....	12.1	15.7	01/22/03	WESTERN NEW MEXICO	W	107-49	14609
TURNOVERS.....	331	362	*01/25/03	SAN DIEGO STATE	W	66-62	15003
Turnovers per game.....	11.8	12.9	*01/27/03	UNLV	L	66-75	14494
Turnover margin.....	+1.1	-	*02/01/03	at BRIGHAM YOUNG Cougars	L	64-80	10914
Assist/turnover ratio..	1.0	1.2	*02/03/03	at Utah	L	68-78	11084
STEALS.....	160	163	*02/08/02	AIR FORCE	W	73-59	15898
Steals per game.....	5.7	5.8	*02/15/03	WYOMING	L	91-103	16632
BLOCKS.....	75	77	*02/17/03	COLORADO STATE	W	82-72	14520
Blocks per game.....	2.7	2.8	*02/22/03	at UNLV	L	69-74	11932
WINNING STREAK.....	0	-	*02/24/03	at SAN DIEGO STATE	L	73-89	6117
Home win streak.....	0	-	*03/01/03	UTAH	W	76-69	16113
ATTENDANCE.....	258161	89671	*03/03/03	BYU	L	81-91	15741
Home games-Avg/Game....	17-15186	10-8967	*03/08/03	at Air Force	L	60-68	3017
Neutral site-Avg/Game..	-	1-0	03/13/03	vs BYU	L	56-71	-

SCORE BY PERIODS:	1st	2nd	OT	Total
New Mexico Lobos.....	922	1054	10	1986
Opponents.....	926	1111	14	2051

New Mexico Men's Basketball-Final Stats  
New Mexico Lobos Combined Team Statistics (as of Mar 13, 2003)  
Conference games

RECORD:	OVERALL	HOME	AWAY	NEUTRAL
ALL GAMES.....	(4-10)	(4-3)	(0-7)	(0-0)
CONFERENCE.....	(4-10)	(4-3)	(0-7)	(0-0)
NON-CONFERENCE.....	(0-0)	(0-0)	(0-0)	(0-0)

## Player	GP-GS	Min--Avg	---TOTAL---		---3-PTS---		FT-FTA	Pct	---REBOUNDS---				PF	FO	A	TO	Blk	Stl	Pts	Avg
			FG-FGA	Pct	3FG-FGA	Pct			Off	Def	Tot	Avg								
05 DOUGLAS, Ruben.....	14-14	506 36.1	116-288	.403	59-129	.457	158-185	.854	28	73	101	7.2	38	0	27	48	4	17	449	32.1
24 WILLIAMS, Jamaal...	14-5	305 21.8	59-121	.488	1-5	.200	27-41	.659	26	40	66	4.7	34	0	11	16	0	6	146	10.4
00 WALTERS, Mark.....	14-11	412 29.4	47-107	.439	13-38	.342	24-37	.649	23	47	70	5.0	36	0	24	27	3	23	131	9.4
11 TINDALL, Javin.....	14-13	457 32.6	45-98	.459	29-68	.426	10-12	.833	3	16	19	1.4	27	0	41	16	1	10	129	9.2
13 CHIOTTI, David.....	14-13	375 26.8	29-51	.569	0-0	.000	10-22	.455	19	46	65	4.6	40	1	14	12	11	8	68	4.9
12 ASHCRAFT, Ryan.....	14-13	437 31.2	14-56	.250	5-34	.147	13-14	.929	5	25	30	2.1	29	1	35	12	0	13	46	3.3
22 HART, Jeff.....	14-0	145 10.4	7-14	.500	6-12	.500	1-4	.250	0	7	7	0.5	15	0	6	5	0	2	21	1.5
01 BELL, Chad.....	13-1	114 8.8	3-14	.214	0-1	.000	4-5	.800	6	9	15	1.2	26	1	0	5	8	2	10	0.8
34 MONETTE, Mikal.....	7-0	14 2.0	2-4	.500	0-0	.000	0-0	.000	0	1	1	0.1	7	0	1	0	0	0	4	0.6
42 MCCOWAN, Michael...	9-0	59 6.6	2-4	.500	0-0	.000	0-1	.000	2	4	6	0.7	10	0	0	1	2	0	4	0.4
TEAM.....									17	24	41	2.9	1		2					
Total.....	14	2824	324-757	.428	113-287	.394	247-321	.769	129	292	421	30.1	263	3	159	144	29	81	1008	72.0
Opponents.....	14	2825	379-753	.503	106-283	.375	215-286	.752	131	346	477	34.1	281	-	238	163	42	70	1079	77.1

TEAM STATISTICS	NM	OPP	DATE	OPPONENT	W/L	SCORE	ATTEND
SCORING.....	1008	1079	*01/13/03	at Colorado State	L	58-74	5389
Points per game.....	72.0	77.1	*01/18/03	at Wyoming	LOT	81-85	11242
Scoring margin.....	-5.1	-	*01/25/03	SAN DIEGO STATE	W	66-62	15003
FIELD GOALS-ATT.....	324-757	379-753	*01/27/03	UNLV	L	66-75	14494
Field goal pct.....	.428	.503	*02/01/03	at BRIGHAM YOUNG Cougars	L	64-80	10914
3 POINT FG-ATT.....	113-287	106-283	*02/03/03	at Utah	L	68-78	11084
3-point FG pct.....	.394	.375	*02/08/02	AIR FORCE	W	73-59	15898
3-pt FG made per game..	8.1	7.6	*02/15/03	WYOMING	L	91-103	16632
FREE THROWS-ATT.....	247-321	215-286	*02/17/03	COLORADO STATE	W	82-72	14520
Free throw pct.....	.769	.752	*02/22/03	at UNLV	L	69-74	11932
REBOUNDS.....	421	477	*02/24/03	at SAN DIEGO STATE	L	73-89	6117
Rebounds per game.....	30.1	34.1	*03/01/03	UTAH	W	76-69	16113
Rebounding margin.....	-4.0	-	*03/03/03	BYU	L	81-91	15741
ASSISTS.....	159	238	*03/08/03	at Air Force	L	60-68	3017
Assists per game.....	11.4	17.0					
TURNOVERS.....	144	163					
Turnovers per game.....	10.3	11.6					
Turnover margin.....	+1.4	-					
Assist/turnover ratio..	1.1	1.5					
STEALS.....	81	70					
Steals per game.....	5.8	5.0					
BLOCKS.....	29	42					
Blocks per game.....	2.1	3.0					
WINNING STREAK.....	0	-					
Home win streak.....	0	-					
ATTENDANCE.....	108401	59695					
Home games-Avg/Game....	7-15486	7-8528					
Neutral site-Avg/Game..	-	0-0					

SCORE BY PERIODS:	1st	2nd	OT	Total
New Mexico Lobos.....	459	539	10	- 1008
Opponents.....	465	600	14	- 1079

## 2002-03 NEW MEXICO MEN'S BASKETBALL

### Game-by-Game Results

DATE	AP RANK	OPPONENT (AP RANK)	SCORE	SITE	ATTEN.	HIGH SCORER	HIGH REBOUND	HIGH ASSIST
Nov. 23	-	CAL	L, 76-68	H	16,697	26-Douglas	8-Douglas	6-Carey
Nov. 25	-	NORTHWESTERN STATE	W, 60-56	H	13,911	25-Douglas	9-Douglas	2-Tindall
Nov. 30	-	at New Mexico State	L, 59-58	A	9,419	20-Douglas	9-Douglas	2-Bell, Tindall
Dec. 2	-	NORTHEASTERN	W, 90-88	H	13,897	30-Douglas	11-Walters	4-Walters
Dec. 6	-	IPFW	W, 91-66	H	14,430	23-Douglas	9-Chiotti	5-Hart, Williams
Dec. 15	-	NEW MEXICO STATE	L, 72-60	H	17,870	25-Douglas	6-Williams, Douglas	4-Douglas
Dec. 18	-	at Texas Tech	L, 98-71	A	7,343	23-Douglas	8-Williams	3-Douglas
Dec. 21	-	SOUTHERN UTAH	L, 69-57	H	14,311	36-Douglas	7-Douglas	6-Ashcraft
Dec. 28	-	PORTLAND STATE*	W, 69-52	H	14,813	21-Douglas	9-Walters	3-Ashcraft
Dec. 29	-	PEPPERDINE*	L, 88-68	H	14,821	23-Williams	8-Williams	4-Walters
Jan. 4	-	at Tennessee	L, 71-64	A	13,214	29-Douglas	10-Walters	4-Tindall
Jan. 7	-	NORTHERN ARIZONA	W, 59-57	H	14,401	21-Douglas	7-Walters	3-Tindall
Jan. 13	-	at Colorado State ^	L, 74-58	A	5,389	35-Douglas	9-Douglas	3-Walters
Jan. 18	-	at Wyoming ^	L, 85-81 (OT)	A	11,242	34-Douglas	6-Walters	3-Tindall, Ashcraft
Jan. 22	-	WESTERN NEW MEXICO	W, 107-49	H	14,609	25-Douglas	9-Chiotti, Douglas, Walters	5-Tindall, Ashcraft
Jan. 25	-	SAN DIEGO STATE ^	W, 66-62	H	15,003	21-Douglas	9-Douglas	3-Chiotti, Ashcraft
Jan. 27	-	UNLV ^	L, 75-66	H	14,494	40-Douglas	7-Chiotti	6-Tindall
Feb. 1	-	at BYU ^	L, 80-64	A	10,914	39-Douglas	7-Douglas	2-Douglas, Tindall, Ashcraft
Feb. 3	-	at Utah ^	L, 78-68	A	11,084	32-Douglas	7-Douglas	3-Ashcraft
Feb. 8	-	AIR FORCE ^	W, 73-59	H	15,898	32-Douglas	7-Chiotti	7-Tindall
Feb. 15	-	WYOMING ^	L, 103-91	H	16,632	43-Douglas	6-Williams	3-Douglas, Williams
Feb. 17	-	COLORADO STATE ^	W, 82-72	H	14,520	28-Douglas	8-Chiotti, Douglas	4-Walters, Tindall
Feb. 22	-	at UNLV ^	L, 74-69	A	11,932	25-Williams	15-Williams	6-Ashcraft
Feb. 24	-	at San Diego State ^	L, 89-73	A	6,117	43-Douglas	12-Douglas	5-Douglas
Mar. 1	-	UTAH (22) ^	W, 76-69	H	16,113	39-Douglas	14-Douglas	3-Douglas, Tindall
Mar. 3	-	BYU ^	L, 91-81	H	15,741	27-Douglas	8-Williams	4-Tindall
Mar. 8	-	at Air Force ^	L, 68-60	A	3,017	23-Walters	14-Walters	3-Walters
Mar. 13	-	vs. BYU %	L, 71-56	N	13,432	18-Douglas	11-Douglas	5-Douglas

\*Lobo Invitational

^MWC Game

%MWC Tournament-Las Vegas, Nev.

## 2002-03 NEW MEXICO MEN'S BASKETBALL

### Points, Rebounds, Assists

	Ashcraft	Bell	Carey	Chiotti	Douglas	Hart	McCowan	Metz	Monette	Tindall	Walters	Williams
CAL	0-1-0	4-2-0	7-4-6*	0-2-1	26-8-1*	0-0-0	DNP	DNP	0-3-1*	6-3-2*	12-7-0	13-7-1*
NORTHWESTERN STATE	3-1-0	4-3-0*	0-0-1*	2-1-0	25-9-1*	3-2-0	DNP	DNP	0-2-0	3-2-2*	6-4-0	14-4-1*
at New Mexico State	2-5-0*	1-2-2*	INJ	0-1-0	20-9-0*	3-2-1	0-0-0	DNP	0-3-0	8-0-2*	9-5-1	15-6-1*
NORTHEASTERN	6-2-1	0-0-0	INJ	2-2-1	30-6-2*	10-5-3*	DNP	DNP	0-1-2	14-3-1*	12-11-4*	16-4-2*
IPFW	0-1-1	3-0-0	INJ	2-9-0*	23-3-2*	15-2-5*	0-2-0	0-1-0	8-2-0	10-3-2	19-5-3*	11-6-5*
NEW MEXICO STATE	3-1-2	0-4-0	INJ	0-2-0*	25-6-4*	6-0-1*	0-1-0	DNP	0-0-0	13-0-1*	8-5-1	5-6-2*
at Texas Tech	0-0-1*	0-1-0	INJ	0-6-1*	23-6-3*	14-2-2*	0-2-0	DNP	9-5-0	INJ	13-5-2*	12-8-1
SOUTHERN UTAH	0-1-6	0-1-0	INJ	2-5-0*	36-7-0*	3-1-0*	DNP	DNP	6-5-1*	INJ	8-4-2*	2-3-1
PORTLAND STATE	12-2-3*	6-3-0	INJ	1-2-2*	21-2-2*	6-0-2	0-1-2*	0-0-0	2-2-2	INJ	4-9-2*	17-7-2
PEPPERDINE	6-2-2*	2-4-1	INJ	2-2-1	12-3-3*	6-4-1	0-0-0*	-	1-3-1	8-1-1	8-2-4*	23-8-2*
at Tennessee	INJ	2-1-0*	INJ	0-0-1	29-2-2*	2-0-0	1-0-1*	-	DNP	5-3-4*	5-10-1*	20-6-1
NORTHERN ARIZONA	0-1-1	3-2-1*	INJ	0-3-1	21-3-2*	3-0-0	0-0-0	-	0-2-1	9-3-3*	11-7-1*	12-6-2*
at Colorado State ^	2-0-0	0-3-0*	INJ	2-3-1	35-9-0*	0-2-1	0-0-0	-	2-0-0	6-1-2*	4-4-3*	7-7-1*
at Wyoming ^	0-3-3*	0-0-0	INJ	5-3-0*	34-4-1*	0-0-0	4-3-0	-	DNP	10-3-3*	7-6-2*	21-4-0
WESTERN NEW MEXICO	9-2-5*	5-4-0	INJ	21-9-0*	25-9-4*	7-1-2	8-6-0	-	4-2-1	12-3-5*	8-9-4	8-4-2*
SAN DIEGO STATE ^	7-2-3*	0-0-0	INJ	3-4-3*	21-9-2*	0-0-0	0-0-0	-	DNP	17-0-2*	5-2-1	13-7-1*
UNLV ^	0-2-1*	DNP	INJ	4-7-2*	40-5-2*	0-0-0	0-1-0	-	0-0-0	2-3-6*	6-2-2	14-6-2*
at BYU ^	3-5-2*	0-0-0	INJ	0-4-0*	39-7-2*	3-0-0	0-2-0	-	2-1-0	8-0-2*	9-3-1*	0-0-0
at Utah ^	3-3-3*	6-3-0	INJ	5-6-1*	32-7-2*	0-1-0	0-0-0	-	0-0-0	3-0-2	6-5-1*	13-3-1*
AIR FORCE ^	4-3-6*	2-1-0	INJ	10-7-0*	32-5-2*	3-2-0	0-0-0	-	0-0-1	8-2-7*	6-5-1*	8-2-0
WYOMING ^	5-2-1*	0-1-0	INJ	4-3-2*	43-3-3*	3-0-2	0-0-0	-	0-0-0	18-1-2*	7-4-1*	11-6-3
COLORADO STATE ^	7-1-3*	0-2-0	INJ	8-8-1*	28-8-1*	8-2-1	DNP	-	DNP	12-1-4*	19-6-4*	0-1-1
at UNLV ^	4-3-6*	0-0-0	INJ	7-5-1*	21-10-1*	1-0-0	0-0-0	-	DNP	2-1-0*	9-6-2*	25-15-2
at San Diego State ^	5-1-3*	0-1-0	INJ	6-3-1*	43-12-5*	0-0-0	DNP	-	DNP	10-1-2*	5-3-1	4-1-0*
UTAH ^	4-2-1*	2-1-0	INJ	7-6-0*	39-14-3*	0-0-1	-	-	DNP	15-2-3*	7-5-1*	2-2-0
BYU ^	0-1-1*	0-2-0	INJ	5-3-2*	27-3-2*	3-0-0	-	-	DNP	11-3-4*	18-5-1*	17-8-0
at Air Force ^	2-2-2*	0-1-0	INJ	2-3-0*	15-5-1*	0-1-0	-	-	0-0-0	7-1-2*	23-14-3*	11-4-0
vs. BYU (MWC)	5-3-2	0-0-1*	INJ	10-3-1*	18-11-5*	0-1-0	-	-	0-0-0	10-1-3*	11-4-1*	2-3-0

\*indicates starter

# 2002-03 NEW MEXICO MEN'S BASKETBALL

## Team Game-by-Game

### UNM GAME-BY-GAME STATISTICS

Opponent	FG-FGA	Pct.	3FG-A	Pct.	FT-FTA	Pct.	O-D-T	PF-D	A	T	B	S
CALIFORNIA (L, 76-68)	24-66	.364	9-32	.281	11-19	.579	17-27-44	19-0	12	14	4	5
NORTHWESTERN STATE (W, 60-56)	17-53	.321	4-30	.133	22-24	.917	11-25-36	13-0	5	15	1	9
at New Mexico State (L, 59-58)	22-48	.458	5-20	.250	9-14	.643	9-26-35	21-0	7	20	1	5
NORTHEASTERN (W, 90-88)	26-54	.481	10-26	.385	28-40	.700	20-19-39	16-0	16	13	4	3
IPFW (W, 91-66)	32-59	.542	10-19	.526	17-24	.708	5-31-36	21-0	18	11	3	7
NEW MEXICO STATE (L, 72-60)	21-66	.318	10-30	.333	8-10	.800	13-17-30	24-1	11	16	7	4
at Texas Tech (L, 98-71)	27-71	.380	8-29	.276	9-15	.600	19-17-36	16-0	10	14	1	7
SOUTHERN UTAH (L, 69-57)	18-57	.316	6-28	.214	15-23	.652	15-17-32	17-1	10	13	1	13
PORTLAND STATE (W, 69-52)	24-50	.480	10-18	.556	11-13	.846	5-27-32	16-0	17	14	6	6
PEPPERDINE (L, 88-68)	27-69	.391	10-25	.400	4-10	.400	16-15-31	9-0	16	10	3	5
at Tennessee (L, 71-64)	18-40	.450	5-14	.357	23-28	.821	7-19-26	23-1	10	17	6	2
NORTHERN ARIZONA (W, 59-57)	20-52	.385	7-18	.389	12-21	.571	6-27-33	16-1	12	8	4	7
at Colorado State (L, 74-58)	20-61	.328	7-17	.412	11-16	.688	11-21-32	22-0	8	9	3	10
at Wyoming (L, 85-81 OT)	30-57	.526	8-19	.421	13-18	.722	6-22-28	26-2	9	15	2	5
WESTERN NEW MEXICO (W, 107-49)	38-65	.585	9-22	.409	22-34	.647	15-37-52	12-0	23	8	4	6
SAN DIEGO STATE (W, 66-62)	19-42	.452	9-21	.429	19-24	.792	7-18-25	12-0	12	15	1	8
UNLV (L, 75-66)	25-62	.403	8-22	.364	8-15	.533	12-20-32	16-0	15	8	3	7
at BYU (L, 80-64)	19-48	.396	12-26	.462	14-19	.737	7-19-26	17-0	7	14	3	3
at Utah (L, 78-68)	20-50	.400	9-19	.474	19-25	.760	4-25-29	21-0	10	7	2	5
AIR FORCE (W, 73-59)	21-39	.538	9-17	.529	22-25	.880	4-25-29	18-0	17	6	2	1
WYOMING (L, 103-91)	29-62	.468	15-26	.577	18-23	.783	11-13-24	24-0	14	9	3	5
COLORADO STATE (W, 82-72)	28-57	.491	11-23	.478	15-19	.789	7-24-31	15-0	15	9	4	5
at UNLV (L, 74-69)	26-62	.419	2-20	.100	15-19	.789	17-27-44	22-0	12	16	0	4
at San Diego State (L, 89-73)	23-58	.397	7-20	.350	20-23	.870	8-17-25	17-1	12	9	3	6
UTAH (W, 76-69)	16-42	.381	4-16	.250	40-53	.755	10-25-35	14-0	9	9	2	9
BYU (L, 91-81)	25-59	.424	6-19	.316	25-30	.833	12-18-30	20-0	10	8	1	3
at Air Force (L, 68-60)	23-58	.397	6-22	.273	8-12	.667	13-18-31	19-0	9	10	0	10
vs. BYU (L, 71-56)	21-52	.404	6-15	.400	8-13	.615	9-20-29	20-1	13	14	1	0

### OPPONENT GAME-BY-GAME STATISTICS

Opponent	FG-FGA	Pct.	3FG-A	Pct.	FT-FTA	Pct.	O-D-T	PF-D	A	T	B	S
CALIFORNIA	27-63	.429	6-18	.333	16-19	.842	10-31-41	17-0	20	13	1	7
NORTHWESTERN STATE	23-57	.404	2-9	.222	8-14	.571	13-25-38	23-0	12	18	2	9
at New Mexico State	18-53	.340	7-21	.333	16-25	.640	13-22-35	15-0	10	14	2	6
NORTHEASTERN	34-65	.523	7-21	.333	13-17	.765	13-17-30	25-1	18	8	1	9
IPFW	21-60	.350	4-21	.190	20-27	.741	13-27-40	24-1	11	17	1	7
NEW MEXICO STATE	25-50	.500	5-11	.455	17-21	.810	12-33-45	16-0	12	23	8	5
at Texas Tech	42-64	.656	4-10	.400	10-17	.588	10-28-38	12-0	29	11	1	8
SOUTHERN UTAH	26-44	.591	5-11	.455	12-13	.923	2-29-31	18-0	11	20	0	7
PORTLAND STATE	19-53	.358	6-17	.353	8-16	.500	10-21-31	15-0	9	13	3	6
PEPPERDINE	36-64	.563	9-21	.429	7-8	.875	14-30-44	17-0	15	14	4	7
at Tennessee	22-51	.431	7-18	.389	20-29	.690	15-17-32	21-0	18	12	4	6
NORTHERN ARIZONA	23-53	.434	8-22	.364	3-8	.375	5-30-35	17-0	16	13	2	2
at Colorado State	29-53	.547	1-8	.125	15-29	.517	12-33-45	16-0	18	13	11	6
at Wyoming	28-53	.528	8-21	.381	21-30	.700	11-22-33	16-0	18	13	3	8
WESTERN NEW MEXICO	20-67	.299	3-17	.176	6-10	.600	13-20-33	26-1	9	16	3	5
SAN DIEGO STATE	27-49	.551	4-15	.267	4-5	.800	5-19-24	21-0	14	16	4	8
UNLV	27-60	.450	11-30	.367	10-13	.769	15-29-44	18-0	18	15	2	4
at BYU	27-55	.491	11-21	.524	15-17	.882	11-27-38	17-0	20	12	1	7
at Utah	25-50	.500	12-24	.500	16-25	.640	6-29-35	22-0	15	8	4	3
AIR FORCE	21-46	.457	7-25	.280	10-17	.588	6-16-22	22-0	13	6	1	1
WYOMING	33-54	.611	11-16	.688	26-32	.813	12-24-36	23-1	20	14	2	4
COLORADO STATE	28-61	.459	5-15	.333	11-12	.917	10-25-35	20-1	19	12	3	5
at UNLV	21-50	.420	6-20	.300	26-33	.788	5-22-27	18-0	17	9	3	5
at San Diego State	34-61	.557	9-18	.500	12-14	.857	10-27-37	19-1	18	13	3	3
UTAH	25-67	.373	12-40	.300	7-7	1.000	17-24-41	34-3	14	13	2	3
BYU	30-55	.545	5-17	.294	26-28	.929	9-25-34	21-1	22	8	1	5
at Air Force	24-39	.615	4-13	.308	16-24	.667	2-24-26	14-0	12	11	2	8
vs. BYU	24-51	.471	4-16	.250	19-23	.826	8-25-33	17-0	12	7	3	9

# 2002-03 NEW MEXICO MEN'S BASKETBALL

## Miscellaneous Stats

### TOP SINGLE GAME INDIVIDUAL PERFORMANCES...

#### NEW MEXICO

Points:	43, Ruben Douglas vs. WYOMING; at San Diego State
FG Made:	15, Ruben Douglas vs. UNLV
FG Att:	31, Ruben Douglas vs. UNLV
FG% (5 att. min):	.857 (6-7), Javin Tindall vs. SAN DIEGO STATE
3-Pt FG Made:	8, Ruben Douglas vs. UNLV
3-Pt FG Att:	15, Ruben Douglas vs. UNLV
FT Made:	26, Ruben Douglas vs. UTAH
FT Att:	31, Ruben Douglas vs. UTAH
FT% (7 att):	1.000 Douglas - five times - last vs. BYU (12-12)
Rebounds:	15, Jamaal Williams at UNLV
Assists:	7, Javin Tindall vs. AIR FORCE
Steals:	6, Ruben Douglas vs. SOUTHERN UTAH
Blocks:	4, Chad Bell vs. NEW MEXICO STATE

#### OPPONENT

39, Donta Richardson, WYOMING
13, Andre Emmett, Texas Tech
24, Jose Juan Barea, NORTHEASTERN
1,000 (6-6), Marc Jackson, Utah
7, Donta Richardson, WYOMING
11, Nick Jacobson, UTAH
15, Ron Slay, Tennessee
19, Ron Slay, Tennessee
1,000, Five; last-Travis Hansen, BYU (12-12)
14, Nsonwu-Amadi, Wyoming; Araugo, BYU
10, Marcus Banks, UNLV
6, Tyrone Mitchell, NORTHWESTERN STATE
4, James Moore, NEW MEXICO STATE; Matt Nelson, CSU

### NEW MEXICO'S RECORD WHEN...

	MWC	All
leading at the half:	4-3	9-5
trailing at the half:	0-7	1-13
tied at the half:	0-0	0-0
outshoot opponent:	3-0	6-2
outshot by opponent:	1-10	4-16
shooting tied:	0-0	0-0
outrebound opponent:	2-2	5-3
outrebounded by opponent:	2-8	5-14
rebounds tied:	0-0	0-1
commit fewer turnovers:	3-6	7-9
commit more turnovers:	0-3	2-8
turnovers tied:	1-1	1-1
UNM shoots 50% or better:	1-1	3-1
UNM shoots below 50%:	3-9	7-17
opponent shoots 50% or better:	1-7	2-11
opponent shoots less than 50%:	3-3	8-7
UNM out-scores opponent in 2nd half:	2-2	6-2
opponent out-scores UNM in 2nd half:	2-7	3-15
scoring tied in the second half:	0-1	1-1

### UNM scores between:

	30-39	40-49	50-59	60-69	70-79	80-89	90-99	100+
All	0-0	0-0	1-4	3-9	2-2	1-2	2-1	1-0
MWC	0-0	0-0	0-1	1-5	2-1	1-2	0-1	0-0

### Opponent scores between:

	30-39	40-49	50-59	60-69	70-79	80-89	90-99	100+
All	0-0	1-0	4-1	3-2	1-8	1-4	0-2	0-1
MWC	0-0	0-0	1-0	2-1	1-4	0-3	0-1	0-1

### FT% IN LAST 3 MINUTES-OVERTIME

	MWC	Pct.	All	Pct.
Ashcraft	0-0	.000	2-2	1.000
Bell	0-0	.000	2-2	1.000
Douglas	31-35	.886	51-57	.895
Hart	0-2	.000	2-4	.500
McCowan	0-0	.000	0-2	.000
Monette	0-0	.000	1-3	.333
Tindall	4-4	1.000	6-6	1.000
Walters	4-9	.444	10-19	.526
Williams	6-8	.750	7-12	.583
UNM	43-56	.768	79-105	.752
Opponents	61-75	.813	103-127	.811

### NEW MEXICO WIN-LOSS POINT DIFFERENTIAL

All	1	2	3	4	5	6	7	8	9	10	11-15	16-20	20+
WIN		2		2			1			1	1	1	2
LOSS	1			1	1		1	2	1	2	4	4	1
MWC	1	2	3	4	5	6	7	8	9	10	11-15	16-20	20+
WIN				1			1			1	1		
LOSS				1	1			1	1	2	1	3	

### RECORDS OF UNM LINEUPS

Williams, Monette, Douglas,  
Tindall, Carey (0-1)

Williams, Bell, Douglas,  
Tindall, Carey (1-0)

Williams, Bell, Douglas,  
Tindall, Ashcraft (0-1)

Williams, Walters, Douglas,  
Tindall, Hart (1-0)

Williams, Chiotti, Douglas,  
Walters, Hart (1-0)

Williams, Chiotti, Douglas,  
Tindall, Hart (0-1)

Chiotti, Walters, Douglas,  
Ashcraft, Hart (0-1)

Chiotti, Monette, Douglas,  
Walters, Hart (0-1)

Chiotti, McCowan, Douglas,  
Walters, Ashcraft (1-0)

Williams, McCowan, Douglas,  
Walters, Ashcraft (0-1)

McCowan, Bell, Walters,  
Douglas, Tindall (0-1)

Williams, Bell, Walters,  
Douglas, Tindall (1-1)

Chiotti, Walters, Douglas,  
Tindall, Ashcraft (3-6)

Williams, Chiotti, Douglas,  
Tindall, Ashcraft (2-2)

Williams, Chiotti, Walters,  
Douglas, Ashcraft (0-1)

Bell, Chiotti, Walters,  
Douglas, Tindall (0-1)

### GAMES SCORING DOUBLE FIGURES

Douglas	28
Williams	18
Tindall	12
Walters	9
Chiotti	3
Hart	3
Ashcraft	1

### GAMES LEADING UNM IN SCORING

Douglas	25
Williams	2
Walters	1

### DOUBLE-DOUBLE

Douglas	4
Walters	2
Williams	1

### DOUBLE FIGURE REBOUNDS

Douglas	4
Walters	2
Williams	1

### GAMES LEADING UNM IN REBOUNDS

Douglas	11
Walters	6
Williams	5
Chiotti	3
Chiotti/Douglas	1
Douglas/Williams	1
Chiotti/Douglas/Walters	1

### DUNKS

Walters	13
Williams	12
Chiotti	5
Douglas	5
McCowan	3
Monette	1

### WIN-LOSS BY DAY

Monday:	3-5
Tuesday:	1-0
Wednesday:	1-1
Thursday:	0-1
Friday:	1-0
Saturday:	4-9
Sunday:	0-2

### WIN-LOSS BY MONTH

November:	1-2
December:	3-4
January:	3-4
February:	2-5
March:	1-3



# THE LAST TIME...

## TEAM

### Scored 100 Points

New Mexico ..... 107 vs. Western New Mexico, 1-22-03  
Opponent ..... 103, Wyoming, 2-15-03

### 65 Percent Shooting

New Mexico ..... 67.9 (36-53) vs. Air Force, 2-14-98  
Opponent ..... 65.6 (42-64), Texas Tech, 12-18-02

### 60 Percent Shooting

New Mexico ..... 60.0 (27-45) vs. Air Force, 2-12-00  
Opponent ..... 61.5 (24-39), Air Force, 3-8-03

### Less Than 35 Percent Shooting

New Mexico ..... 32.8 (20-61) vs. Colorado State, 1-13-03  
Opponent ..... 34.0 (18-53), New Mexico State, 11-30-02

### Less Than 30 Percent Shooting

New Mexico ..... 27.6 (16-58) vs. BYU, 3-9-00  
Opponent ..... 29.9 (20-67) vs. Western New Mexico, 1-22-03

### 12 3-Point Field Goals Made

New Mexico ..... 15 vs. Wyoming, 2-15-03  
Opponent ..... 12, Utah, 3-1-03

### 60 Percent Shooting From 3-Point (min. 7 made)

New Mexico ..... 63.6 (7-11) vs. UNC Greensboro, 12-22-01  
Opponent ..... 68.8 (11-16), Wyoming, 2-15-03

### Failed to Make a 3-Pointer

New Mexico ..... 0-8 vs. Colorado State, 1-3-91  
Opponent ..... 0-8, New Mexico State, 12-16-01

### Overtime Game

New Mexico Win ..... 84-81 vs. UNLV, 2-5-02  
New Mexico Loss ..... 85-81 vs. Wyoming, 1-18-03

### Double Overtime Game

New Mexico Win ..... 78-74 vs. New Mexico State, 12-23-82  
New Mexico Loss ..... 120-117 vs. UNLV, 3-7-02

### Triple Overtime

New Mexico Win ..... 104-99 vs. Fresno State, 3-8-96  
New Mexico Loss ..... never

### Won Game at the Buzzer

New Mexico ..... Damion Walker  
layin to defeat Arizona 79-78  
1-16-99 in Albuquerque  
Opponent ..... Keith Van Horn (Utah)  
a 12-footer to defeat UNM 72-70  
3-7-97 in the WAC Tournament in Las Vegas

### Coach Received a Technical Foul

New Mexico ..... Fran Fraschilla at Utah, 2-18-02  
Opponent ..... Mike Adras (Northern Arizona), 1-5-02

## INDIVIDUAL

### Scored 35 Points

New Mexico ..... 39, Ruben Douglas vs. Utah, 3-1-03  
Opponent ..... 39, Donta Richardson, Wyoming, 2-15-03

### Scored 40 Points

New Mexico ..... 43, Ruben Douglas at San Diego State, 2-24-03  
Opponent ..... 49, Maurice Alexander, Wyoming, 2-9-91

### Made 6 3-Pointers

New Mexico ..... 6, Ruben Douglas vs. Wyoming, 2-15-03  
6, Javin Tindall vs. Wyoming, 2-15-03  
Opponent ..... 7, Donta Richardson, Wyoming, 2-15-03

### 15 Rebounds

New Mexico ..... 15, Jamaal Williams at UNLV, 2-22-03  
Opponent ..... 15, Travarus Bennett, Minnesota, 3-13-02

### 20 Rebounds

New Mexico ..... 22, Lewis LaMar vs. Fresno State, 2-26-94  
Opponent ..... 20, Daveeno Hines, New Mexico State, 12-7-00

### 10 Assists

New Mexico ..... 11, Marlon Parmer vs. Texas Southern, 11-19-01  
Opponents ..... 10, Marcus Banks, UNLV, 1-27-03

### 5 Steals

New Mexico ..... 5, Mark Walters at Air Force, 3-8-03  
Opponent ..... 6, Tyrone Mitchell, Northwestern State, 11-25-02

### 5 Blocks

New Mexico ..... 8, Wayland White vs. Alcorn State, 11-27-00  
Opponent ..... 7, Loren Woods, Arizona, 12-21-99

### Triple-Double

New Mexico ..... Luc Longley vs. Penn State, 3-28-90  
17 points, 14 rebounds, 10 assists

### Two Players Scoring 25 Points

New Mexico ..... Ruben Douglas (32) & Eric Chatfield (25)  
vs. UNLV, 3-7-02

### Three Players Scoring 20+ Points

New Mexico ..... Ruben Douglas (32), Eric Chatfield (25) &  
Patrick Dennehy (24) vs. UNLV, 3-7-02

## 2002-03 NEW MEXICO MEN'S BASKETBALL

### Team Highs & Lows

	<b>NEW MEXICO LOBOS</b>			<b>OPPONENT</b>	
<b>Points 1st Half</b>	High	52	vs. WESTERN NEW MEXICO	56	by Texas Tech
	Low	20	vs. BYU (MWC)	20	by AIR FORCE
<b>Points 2nd Half</b>	High	59	vs. WYOMING	58	by WYOMING
	Low	25	vs. UNLV	20	by NORTHWESTERN ST./WNMU
<b>Total Points</b>	High	107	vs. WESTERN NEW MEXICO	103	by WYOMING
	Low	56	vs. BYU (MWC)	49	by WESTERN NEW MEXICO
<b>Field Goals Made</b>	High	38	vs. WESTERN NEW MEXICO	42	by Texas Tech
	Low	16	vs. UTAH	18	by New Mexico State
<b>Field Goals Attempted</b>	High	71	at Texas Tech	67	by WNMU/UTAH
	Low	39	vs. AIR FORCE	39	by Air Force
<b>Field Goal Percentage</b>	High	.585	vs. WESTERN NEW MEXICO	.656	by Texas Tech
	Low	.316	vs. SOUTHERN UTAH	.299	by WESTERN NEW MEXICO
<b>3-Point Field Goals Made</b>	High	15	vs. WYOMING	12	by Utah/UTAH
	Low	2	at UNLV	1	by Colorado State
<b>3-Point Field Goals Attempted</b>	High	32	vs. CAL	40	by UTAH
	Low	14	at Tennessee	8	by Colorado State
<b>3-Point Field Goal Percentage</b>	High	.577	vs. WYOMING	.688	by WYOMING
	Low	.100	at UNLV	.125	by Colorado State
<b>Free Throws Made</b>	High	40	vs. UTAH	26	by WYOMING/at UNLV/BYU
	Low	4	vs. PEPPERDINE	3	by NORTHERN ARIZONA
<b>Free Throws Attempted</b>	High	53	vs. UTAH	33	at UNLV
	Low	10	vs. NEW MEXICO STATE/PEPPERDINE	5	by SAN DIEGO STATE
<b>Free Throw Percentage</b>	High	.917	vs. NORTHWESTERN STATE	1.000	by UTAH
	Low	.400	vs. PEPPERDINE	.375	by NORTHERN ARIZONA
<b>Offensive Rebounds</b>	High	20	vs. NORTHEASTERN	17	by UTAH
	Low	4	at Utah/AIR FORCE	2	by SO. UTAH/Air Force
<b>Defensive Rebounds</b>	High	37	vs. WESTERN NEW MEXICO	33	by NEW MEXICO STATE/Colorado State
	Low	13	vs. WYOMING	16	by AIR FORCE
<b>Total Rebounds</b>	High	52	vs. WESTERN NEW MEXICO	45	by NEW MEXICO STATE/Colorado State
	Low	24	vs. WYOMING	22	by AIR FORCE
<b>Assists</b>	High	23	vs. WESTERN NEW MEXICO	29	by Texas Tech
	Low	5	vs. NORTHWESTERN STATE	9	by PORTLAND ST./WESTERN NEW MEXICO
<b>Blocked Shots</b>	High	7	vs. NEW MEXICO STATE	11	by Colorado State
	Low	0	at UNLV/at Air Force	0	by SOUTHERN UTAH
<b>Turnovers</b>	High	20	at New Mexico State	23	by NEW MEXICO STATE
	Low	6	vs. AIR FORCE	6	by AIR FORCE
<b>Steals</b>	High	13	vs. SOUTHERN UTAH	9	by NWS/NE/BYU (MWC)
	Low	0	vs. BYU (MWC)	1	by AIR FORCE
<b>Personal Fouls</b>	High	26	at Wyoming	34	by UTAH
	Low	9	vs. PEPPERDINE	12	by Texas Tech

CAPS indicate home game; (MWC) - Mountain West Tournament

# 2002-03 NEW MEXICO MEN'S BASKETBALL

## Best Performances

### TEAM

### INDIVIDUAL

#### TEAM POINTS

107	vs. WESTERN NEW MEXICO - Jan. 22
91	vs. WYOMING - Feb. 15
91	vs. IPFW - Dec. 6
90	vs. NORTHEASTERN - Dec. 2

#### FEWEST POINTS ALLOWED

49	vs. WESTERN NEW MEXICO - Jan. 22
52	vs. PORTLAND STATE - Dec. 28
56	vs. NORTHWESTERN STATE - Nov. 25

#### FIELD GOALS

38	vs. WESTERN NEW MEXICO - Jan. 22
32	vs. IPFW - Dec. 6
30	at Wyoming - Jan. 18

#### FIELD GOAL ATTEMPTS

71	at Texas Tech - Dec. 18
69	vs. PEPPERDINE - Dec. 29
66	vs. NEW MEXICO STATE - Dec. 15
66	vs. CAL - Nov. 23

#### FIELD GOAL %

.585	vs. WESTERN NEW MEXICO - Jan. 22 (38-65)
.542	vs. IPFW - Dec. 6 (32-59)
.538	vs. AIR FORCE - Feb. 8 (21-39)

#### LOWEST FIELD GOAL % ALLOWED

.299	vs. WESTERN NEW MEXICO - Jan. 22 (20-67)
.340	vs. New Mexico State - Nov. 30 (18-53)
.350	vs. IPFW - Dec. 6 (21-60)
.358	vs. PORTLAND STATE - Dec. 28 (19-53)

#### THREE POINT FIELD GOALS

15	vs. WYOMING - Feb. 15
12	at BYU - Feb. 1
11	vs. COLORADO STATE - Feb. 17

#### THREE POINT FIELD GOAL ATTEMPTS

32	vs. CAL - Nov. 23
30	vs. NEW MEXICO STATE - Dec. 15
30	vs. NORTHWESTERN STATE - Nov. 25
29	at Texas Tech - Dec. 18

#### THREE-POINT FIELD GOAL %

(8 attempts minimum)

.577	vs. WYOMING - Feb. 15 (15-26)
.556	vs. PORTLAND STATE - Dec. 28 (10-18)
.529	vs. AIR FORCE - Feb. 8 (9-17)

#### LOWEST 3PT. FG % ALLOWED

.125	by Colorado State - Jan. 13 (1-8)
.190	vs. IPFW - Dec. 6 (4-21)
.176	by WESTERN NEW MEXICO - Jan. 22 (3-17)

#### FREE THROWS

40	vs. UTAH - Mar. 1
28	vs. NORTHEASTERN - Dec. 2
25	vs. BYU - Mar. 3

#### FREE THROW ATTEMPTS

53	vs. UTAH - Mar. 1
40	vs. NORTHEASTERN - Dec. 2
34	vs. WESTERN NEW MEXICO - Jan. 22

#### FREE THROW % (12 attempts minimum)

.917	vs. NORTHWESTERN ST. - Nov. 25 (22-24)
.880	vs. AIR FORCE - Feb. 8 (22-25)
.870	at San Diego State - Feb. 24 (20-23)

#### REBOUNDS

52	vs. WESTERN NEW MEXICO - Jan. 22
44	at UNLV - Feb. 22
42	vs. CAL - Nov. 23
39	vs. NORTHEASTERN - Dec. 2

#### ASSISTS

23	vs. WESTERN NEW MEXICO - Jan. 22
18	vs. IPFW - Dec. 6
17	vs. AIR FORCE - Feb. 8
17	vs. PORTLAND STATE - Dec. 28

#### STEALS

13	vs. SOUTHERN UTAH - Dec. 21
10	at Air Force - Mar. 8
10	at Colorado State - Jan. 13

#### BLOCKED SHOTS

7	vs. NEW MEXICO STATE - Dec. 15
6	vs. PORTLAND STATE - Dec. 28
6	at Tennessee - Jan. 4
4	vs. COLORADO STATE - Feb. 17
4	vs. WESTERN NEW MEXICO - Jan. 22
4	vs. NORTHEASTERN - Dec. 2
4	vs. CALIFORNIA - Nov. 23

#### MOST TURNOVERS CAUSED

23	vs. NEW MEXICO STATE - Dec. 15
20	vs. SOUTHERN UTAH - Dec. 21
18	vs. NORTHWESTERN STATE - Nov. 25

#### FEWEST TURNOVERS MADE

6	vs. AIR FORCE - Feb. 8
7	at Utah - Feb. 3
8	vs. BYU - Mar. 3
8	vs. UNLV - Jan. 27
8	vs. WESTERN NEW MEXICO - Jan. 22
8	vs. NORTHERN ARIZONA - Jan. 7

#### POINTS

43	Ruben Douglas at San Diego State - Feb. 24
43	Ruben Douglas vs. WYOMING - Feb. 15
40	Ruben Douglas vs. UNLV - Jan. 27
39	Ruben Douglas vs. UTAH - Mar. 1
39	Ruben Douglas at BYU - Feb. 1
36	Ruben Douglas vs. SO. UTAH - Dec. 21
35	Ruben Douglas at Colorado St. - Jan. 13
34	Ruben Douglas at Wyoming - Jan. 18
32	Ruben Douglas vs. AIR FORCE - Feb. 8
32	Ruben Douglas at Utah - Feb. 3
30	Ruben Douglas vs. NE - Dec. 2

#### FIELD GOALS

15	Ruben Douglas vs. UNLV - Jan. 27
12	Ruben Douglas at San Diego State - Feb. 24
12	Jamaal Williams at UNLV - Feb. 22
11	Ruben Douglas vs. WYOMING - Feb. 15
11	Ruben Douglas at Wyoming - Jan. 18
11	Ruben Douglas at Colorado St. - Jan. 13
11	Jamaal Williams vs. PEPPERDINE - Dec. 29

#### FIELD GOAL ATTEMPTS

31	Ruben Douglas vs. UNLV - Jan. 27
28	Ruben Douglas at Texas Tech - Dec. 18
26	Ruben Douglas at San Diego State - Feb. 24
26	Ruben Douglas at Colorado St. - Jan. 13

#### FIELD GOAL % (6 attempts minimum)

.857	Javin Tindall vs. SAN DIEGO ST. - Jan. 25 (6-7)
.778	Jamaal Williams vs. NE - Dec. 2 (7-9)
.750	Javin Tindall vs. WYOMING - Feb. 15 (6-8)
.733	Jamaal Williams vs. PEP - Dec. 29 (11-15)

#### THREE-POINT FIELD GOALS

8	Ruben Douglas vs. UNLV - Jan. 27
7	Ruben Douglas at BYU - Feb. 1
6	Ruben Douglas vs. WYOMING - Feb. 15
6	Javin Tindall vs. WYOMING - Feb. 15

#### THREE-POINT FIELD GOAL ATTEMPTS

15	Ruben Douglas vs. UNLV - Jan. 27
12	Ruben Douglas at BYU - Feb. 1
12	Ruben Douglas vs. SO. UTAH - Dec. 21
11	Jeff Hart at Texas Tech - Dec. 18

#### THREE POINT FIELD GOAL %

(5 attempts minimum)

.857	Javin Tindall vs. WYOMING - Feb. 16 (6-7)
.833	Javin Tindall vs. SAN DIEGO ST. - Jan. 25 (5-6)
.714	Ruben Douglas vs. AIR FORCE - Feb. 8 (5-7)

#### FREE THROWS

26	Ruben Douglas vs. UTAH - Mar. 1
15	Ruben Douglas at San Diego State - Feb. 24
15	Ruben Douglas vs. WYOMING - Feb. 15

#### FREE THROW ATTEMPTS

31	Ruben Douglas vs. UTAH - Mar. 1
18	Ruben Douglas vs. WYOMING - Feb. 15
17	Ruben Douglas at BYU - Feb. 1

#### FREE THROW %

1.000	Ruben Douglas vs. BYU - Mar. 3 (12-12)
1.000	Ruben Douglas at UNLV - Feb. 22 (10-10)
1.000	Ruben Douglas vs. AIR FORCE - Feb. 8 (11-11)
1.000	Ruben Douglas vs. SAN DIEGO ST. - Jan. 25 (10-10)
1.000	Ruben Douglas vs. NWS - Nov. 25 (14-14)
1.000	Ruben Douglas vs. CAL - Nov. 23 (5-5)
1.000	Javin Tindall vs. NE - Dec. 2 (6-6)

#### REBOUNDS

15	Jamaal Williams at UNLV - Feb. 22
14	Mark Walters at Air Force - Mar. 8
14	Ruben Douglas vs. Utah - Mar. 1

#### ASSISTS

7	Javin Tindall vs. AIR FORCE - Feb. 8
6	Ryan Ashcraft at UNLV - Feb. 22
6	Ryan Ashcraft vs. Air Force - Feb. 8
6	Javin Tindall vs. UNLV - Jan. 27
6	Ryan Ashcraft vs. SO. UTAH - Dec. 21
6	Senque Carey vs. CAL - Nov. 23

#### STEALS

6	Ruben Douglas vs. SO. UTAH - Dec. 21
5	Mark Walters at Air Force - Mar. 8
4	Mark Walters at Colorado St. - Jan. 13
4	Ruben Douglas at Colorado St. - Jan. 13
4	Jamaal Williams vs. NO. ARIZONA - Jan. 7

#### BLOCKED SHOTS

4	Chad Bell vs. NMSU - Dec. 15
3	Michael McCowan vs. PSU - Dec. 28
3	Michael McCowan at Tennessee - Jan. 4

ALL CAPS: HOME GAME IN CAPS...otherwise the game was on the road.

(MWC) - MWC Tournament;

# Game 1

## California 76

## New Mexico 68

Nov. 23, 2002 • Albuquerque, N.M.

California	MP	FG-A	3P-A	FT-A	REB	PF	A	T	B	S	TP
Tamir*	34	5-13	2-4	8-8	3-7-10	1	4	3	0	0	20
Shipp*	38	5-12	1-2	3-4	0-8-8	2	3	2	0	2	14
Hughes*	8	0-0	0-0	0-2	0-3-3	2	1	2	0	0	1
Diggs*	31	1-7	0-3	2-2	1-2-3	4	4	0	1	4	4
Withers*	31	8-17	1-3	0-0	1-6-7	3	4	3	0	0	17
Middle*	23	1-4	1-3	2-2	2-3-5	1	3	1	0	0	5
Bond*	17	2-4	1-2	0-0	1-2-3	3	0	0	0	0	5
Famulmetz	18	5-6	0-1	1-1	2-0-2	1	1	2	0	0	11
Team					0-0-0						
TOTALS	200	27-63	6-18	16-19	10-31-41	17-0	20	13	1	7	76
FG% (42.9)		3P% (33.3)		FT% (84.2)							

New Mexico	MP	FG-A	3P-A	FT-A	REB	PF	A	T	B	S	TP
Williams*	30	5-9	1-2	2-8	3-3-6	3	1	2	1	1	13
Monette*	15	0-2	0-0	0-0	2-2-4	0	1	1	0	1	3
Douglas*	37	9-23	3-10	5-5	2-5-7	4	1	4	0	0	26
Tindall*	35	2-11	2-8	0-3	0-3-3	1	2	1	0	1	6
Canry*	36	2-7	1-4	1-2	0-4-4	3	6	4	1	1	7
Walters	22	5-10	2-7	0-0	3-5-8	1	0	0	0	0	12
Beil	15	1-1	0-0	2-4	1-1-2	4	0	1	2	0	4
Aschcraft	6	0-2	0-1	0-0	0-1-1	0	0	0	0	0	0
Chioti	2	0-1	0-0	0-0	2-0-2	3	1	0	0	0	0
Hart	2	0-0	0-0	0-0	0-0-0	0	0	1	0	0	0
Team					4-3-7						
TOTALS	200	24-66	9-32	11-19	17-27-44	19-0	12	14	4	5	68
FG% (36.4)		3P% (28.1)		FT% (57.9)							

Attendance: 16,697 Technical Fouls: None  
Officials: Thornton, Whitehead, Hartzell UNM's Record: 0-1

California	28	48	76
New Mexico	34	34	68

# GAME NOTES

- The Lobos had a pair of 13-point leads - one in each half - but were unable to hold off the Bears...in first regular-season game under new head coach Richie McKay, UNM held a 50-37 lead with 14:34 to play, but the Bears used a 19-1 run to take a 56-51 advantage...UNM went on a 9-1 spurt to retake the lead at 60-56, but a scoring drought of nearly five minutes proved to be the Lobos' downfall, as the Bears took the lead at 61-60 and never lost it again.
- Rufin Douglas led UNM with 26 points to become the 22nd Lobo to reach 1,000 points for his career.

# Game 2

## Northwestern State 56

## New Mexico 60

Nov. 25, 2002 • Albuquerque, N.M.

Northwestern St.	MP	FG-A	3P-A	FT-A	REB	PF	A	T	B	S	TP
Spencer*	22	5-10	0-0	1-2	7-3-10	3	0	2	1	1	11
Lee*	35	5-6	0-1	0-1	1-2-3	4	1	4	0	0	10
Van*	24	2-6	0-0	1-2	2-4-6	4	0	1	0	0	5
Mitchell*	38	4-14	1-4	0-0	0-4-4	1	5	3	0	6	9
Edwards*	15	2-4	1-1	0-0	0-2-2	2	1	3	0	2	5
Allen	22	3-9	0-0	4-6	0-4-4	4	1	3	0	0	10
Burch	6	1-2	0-0	2-3	0-1-1	1	1	1	0	0	4
Maloney	1	0-0	0-0	0-0	0-0-0	0	0	0	0	0	0
Ross	2	0-0	0-0	0-0	0-0-0	0	0	0	0	0	0
Payne	3	0-1	0-1	0-0	1-0-1	0	0	0	0	0	0
Wallace	19	1-4	0-2	0-0	1-3-4	2	2	0	1	0	2
Jones	11	0-1	0-0	0-0	0-0-1	1	1	1	0	0	0
Dyer	2	0-0	0-0	0-0	0-1-1	0	0	0	0	0	0
Team					1-1-2						
TOTALS	200	23-57	2-9	8-14	13-25-38	23-0	12	18	2	9	56
FG% (40.4)		3P% (22.2)		FT% (57.1)							

New Mexico	MP	FG-A	3P-A	FT-A	REB	PF	A	T	B	S	TP
Williams*	27	6-9	0-2	2-4	1-3-4	3	1	0	0	3	14
Beil*	27	0-1	0-0	4-4	1-2-3	2	0	1	1	2	4
Douglas*	37	5-19	1-10	14-14	1-8-9	3	1	9	0	1	25
Tindall*	32	1-7	1-7	0-0	1-1-2	0	2	2	0	0	3
Carey*	9	0-2	0-1	0-0	0-0-0	0	1	0	0	0	0
Walters	19	2-6	0-2	2-2	3-1-4	2	0	1	0	2	6
Aschcraft	16	1-4	1-4	0-0	0-1-1	2	0	2	0	1	3
Chioti	9	1-1	0-0	0-0	1-0-1	0	0	0	0	0	2
Hart	12	1-4	1-4	0-0	1-1-2	0	0	0	0	0	3
Monette	12	0-0	0-0	0-0	0-2-2	1	0	0	0	0	0
Team					2-6-8						
TOTALS	200	17-53	4-30	22-24	11-25-36	13-0	5	15	1	9	60
FG% (32.1)		3P% (13.3)		FT% (91.7)							

Attendance: 13,911 Technical Fouls: None  
Officials: McCall, Allen, Brown UNM's Record: 1-1

Northwestern State	36	20	56
New Mexico	31	29	60

# GAME NOTES

- Carey suffered a spinal cord injury with 7:41 left in the first half and was taken from the floor on a backboard...he regained feeling in his arms the next day, but was paralyzed from the waist down for 13 days.
- NW grabbed a 29-15 lead, however, Douglas and Williams ignited a 13-5 run over the final six minutes as UNM closed to 36-31 at the half...the Lobos hit 14-14 FTs in the second half, including 10 straight in the final five minutes, to secure the win...UNM took its first lead at 54-53 on Douglas' two free throws at the 3:44 mark.

# Game 3

## New Mexico 58

## New Mexico State 59

Nov. 30, 2002 • Las Cruces, N.M.

New Mexico	MP	FG-A	3P-A	FT-A	REB	PF	A	T	B	S	TP
Williams*	29	7-12	0-0	1-3	2-4-6	2	1	3	0	1	15
Beil*	12	0-0	0-0	1-2	0-2-2	2	2	0	1	0	1
Douglas*	29	6-11	2-4	6-8	1-8-9	3	0	6	0	0	20
Tindall*	30	3-6	2-5	0-0	0-0-0	4	2	2	0	2	8
Aschcraft*	29	3-6	0-5	0-0	1-4-5	2	0	4	0	1	2
Walters	24	4-7	0-2	1-1	2-3-5	3	1	2	0	0	9
Chioti	4	0-1	0-0	0-0	1-0-1	1	0	1	0	0	0
Hart	21	1-4	1-4	0-0	0-2-2	0	1	0	0	1	3
Monette	19	0-1	0-0	0-0	0-3-3	4	0	1	0	0	0
McCowan	3	0-0	0-0	0-0	0-0-0	0	0	0	0	0	0
Team					2-0-2						
TOTALS	200	22-48	5-20	9-14	9-26-35	21-0	7	20	1	5	58
FG% (45.8)		3P% (25.0)		FT% (64.3)							

New Mexico St.	MP	FG-A	3P-A	FT-A	REB	PF	A	T	B	S	TP
Felder*	23	2-6	0-0	4-6	3-3-6	3	0	1	0	0	8
Crooks*	34	3-8	1-4	0-2	1-7-8	2	1	1	0	1	7
Fontenot, Jason*	35	3-9	0-3	8-9	2-2-4	2	4	3	0	0	14
Monie*	27	1-6	1-2	2-6	1-2-3	4	4	3	2	3	5
Mason*	34	7-12	4-6	2-2	0-5-5	2	1	2	0	1	20
Haynes	26	1-7	1-6	0-0	0-2-2	0	0	1	0	0	3
Calloway	2	0-0	0-0	0-0	0-0-0	1	0	1	0	0	0
Jackson	19	1-5	0-0	0-0	3-1-4	1	0	2	0	1	2
Team					3-0-3						
TOTALS	200	18-53	7-21	16-25	13-22-35	15-0	10	14	2	6	59
FG% (34.0)		3P% (33.3)		FT% (64.0)							

Attendance: 9,419 Technical Fouls: None  
Officials: Hall, Harris, Littlewood UNM's Record: 1-2

New Mexico	32	26	58
New Mexico State	29	30	59

# GAME NOTES

- Loading almost the entire game, UNM turned the ball over in the final 30 seconds then could not convert on their final possession...trailing 58-57, NMSU scored the eventual game-winning basket with 21 seconds remaining when Brandon Mason stripped Ruben Douglas in the frontcourt and fed Jason Fontenot for a layup...it was the Aggies' first lead since 19-18 and the Lobos' 20th turnover.
- The Lobos had 9-point leads in each half, the last time 44-35...the Aggies trimmed the deficit to 56-55 on a pair of FTs by Fontenot with 1:24 to go.
- Williams and Douglas each missed a FT in the final minute, but UNM still had a 58-55 lead with 42.1 seconds remaining...on Douglas' second miss, Kelsey Crooks was fouled by Mikal Monette going over the back...Crooks' free throws were good, cutting the Lobo lead to 58-57 with 40.9 seconds remaining.

# Game 4

## Northeastern 88

## New Mexico 90

Dec. 2, 2002 • Albuquerque, N.M.

Northeastern	MP	FG-A	3P-A	FT-A	REB	PF	A	T	B	S	TP
Wilson*	34	7-8	3-3	2-2	0-4-4	5	1	5	0	1	19
Dunn*	13	2-5	0-3	0-0	1-1-2	2	0	1	0	0	4
Robinson*	28	4-10	0-3	1-1	5-3-8	4	5	0	0	0	9
Barea*	30	8-19	2-6	6-8	1-1-2	2	4	0	1	3	24
Davis*	33	4-8	1-3	0-0	3-2-5	4	1	0	1	9	9
Martinez	22	4-8	1-3	3-4	0-2-2	3	0	0	2	1	12
Walker	12	1-2	0-0	1-2	0-0-0	2	2	1	0	2	3
Wright	23	4-5	0-0	0-0	1-2-3	4	1	0	0	0	8
Drain	5	0-0	0-0	0-0	0-1-1	0	1	0	0	0	0
Team					2-1-3						
TOTALS	200	34-65	7-21	13-17	13-17-30	25-1	18	8	1	9	88
FG% (52.3)		3P% (33.3)		FT% (76.5)							

New Mexico	MP	FG-A	3P-A	FT-A	REB	PF	A	T	B	S	TP
Williams*	26	7-9	1-1	1-4	5-5-11	1	2	1	2	0	16
Walters*	30	1-7	0-2	6-10	4-5-11	2	4	2	0	0	12
Douglas*	29	7-17	4-7	12-15	4-2-6	2	2	3	1	2	30
Tindall*	35	3-6	2-6	6-6	1-2-3	4	1	2	1	1	14
Hart*	31	4-9	1-6	1-1	1-4-5	2	3	2	0	0	10
Beil	7	0-0	0-0	0-0	0-0-0	2	0	1	0	0	0
Aschcraft	22	2-4	2-4	0-0	1-1-2	0	1	1	0	0	6
Chioti	13	0-0	0-0	2-2	2-2	2	1	0	0	0	2
Monette	7	0-0	0-0	0-0	1-0-1	1	2	1	0	0	0
Team					2-3-5						
TOTALS	200	26-54	10-26	28-40	10-19-39	16-0	13	4	3	9	90
FG% (48.1)		3P% (38.5)		FT% (70.0)							

Attendance: 13,897 Technical Fouls: None  
Officials: Welmer, Zetche, Leigh UNM's Record: 2-2

Northeastern	36	52	88
New Mexico	38	52	90

# GAME NOTES

- Douglas erupted for 24 second-half points, including a deciding 3-point play with 5.7 seconds left...trailing 87-88 with 7.7 seconds on the clock, Douglas took the ball in from near the top of the key...he sank the bucket and was fouled...Douglas' free throw was true and Jose Juan Barea's 3-pointer at the buzzer carried off the win.
- UNM led by as many as 12 points, but the Huskies used an 11-1 run to close the first half and whittle the Lobos' lead to 38-36 at the break.
- The Lobos hit four of their first six shots to start the second half while spraying to a 49-43 lead...Williams had five points during the run, including his second career 3-pointer...Hart hit a bucket and free throw with 7:59 remaining to give UNM a 70-60 bulge, but the Huskies embarked on a 9-2 run to close to within three points at 72-69.
- Northeastern tied the game at 83 on two free throws, then took its first lead at 86-85...Barea hit a driving layup with 36.6 seconds to play to give the Huskies an 88-87 lead before Douglas' heroics.

# Game 5

## IPFW 66

## New Mexico 91

## Game 7

New Mexico 71  
Texas Tech 98

Dec. 18, 2002 • Lubbock, Texas

New Mexico	MP	FG-A	3P-A	FT-A	REB	PF	A	T	O	B	S	TP
Douglas	37	9-28	1-9	4-5	3-16	4	3	4	1	2	23	
Aschcraft	9	0-1	0-0	0-0	0-0	0	1	2	0	0	0	
Chioti	23	0-0	0-0	0-0	3-16	0	1	1	0	2	0	
Walters	27	5-12	3-9	0-0	2-15	4	2	0	0	1	13	
Hart	19	5-14	4-11	0-0	1-12	1	2	2	0	0	14	
Bell	9	0-1	0-0	0-0	1-0-1	2	0	0	0	0	0	
Williams	28	4-11	0-0	4-8	4-4-8	4	1	4	0	1	12	
Monette	19	4-4	0-0	1-2	3-2-5	0	0	0	0	0	0	
McCowan	9	0-0	0-0	0-0	1-1-2	1	0	1	0	1	0	
Team					1-0-1							
TOTALS	200	27-71	8-29	9-15	19-73-16	16-0	10	14	1	7	71	
FG% (38.0)		3PT% (27.6)		FT% (60.0)								

Texas Tech	MP	FG-A	3P-A	FT-A	REB	PF	A	T	O	B	S	TP
Powell	25	9-13	1-1	3-6	0-1-1	2	6	1	0	1	22	
Valdez	23	2-6	1-2	1-2	3-2-5	0	2	2	0	0	6	
Tomaszek	18	4-6	0-0	0-0	1-6-7	1	3	1	0	1	8	
Emmett	33	13-16	1-2	4-5	2-5-7	2	3	1	0	4	31	
Ross	21	3-7	0-1	0-0	0-1-1	1	5	0	0	1	6	
Chavis	16	2-2	1-1	0-0	0-3-1	0	2	0	0	0	5	
Sorozynski	14	2-2	0-0	0-0	0-3-1	3	3	3	0	0	4	
Doudney	11	0-2	0-2	2-2	0-2-2	2	2	1	0	2	0	
Marshall	19	2-5	0-0	0-0	0-1-1	0	1	2	1	1	4	
Ofoegbu	9	2-3	0-0	0-0	0-0-0	0	0	0	0	0	4	
Washington	9	2-3	0-1	0-2	1-1-2	1	2	0	0	0	4	
Michalec	5	1-1	0-0	0-0	1-1-2	0	0	0	0	0	2	
Team					2-2-4							
TOTALS	200	42-64	4-10	10-17	10-28-38	12-0	29	11	1	8	98	
FG% (65.6)		3PT% (40.0)		FT% (58.8)								

Attendance: 7,343 Technical Fouls: NM-Bell (1)  
Officials: Simon, Whitehead, McCall UNM's Record: 3-4

New Mexico	32	39	71
Texas Tech	56	42	98

## GAME NOTES

\*Texas Tech hit 69% of its shots (25-36) in the first half, sparking the victory over the outmanned Lobos...UNM had just nine players available as starting point guard Javin Tindall did not make the trip due to the flu...UNM started three freshmen in Hart, Walters and Chioti.  
\*TU hit 15 of its first 21 field goals to take a commanding 33-15 lead 11 minutes in...Tech's shooting the best against a Lobo team since Wyoming made 67.3% (35-52) in 1986-87.  
\*Douglas moved past Charlie Thomas and Johnny Brown into 16th place all-time at UNM with 1,171 points...Hart tallied 14 points, the third time in the past four games that he reached double figures.

## Game 8

Southern Utah 69  
New Mexico 57

Dec. 21, 2002 • Albuquerque, N.M.

So. Utah	MP	FG-A	3P-A	FT-A	REB	PF	A	T	O	B	S	TP
Jones	29	1-1	0-0	0-0	0-5-5	7	2	1	0	3	2	
Palmer	30	4-9	1-4	0-0	0-7-7	3	0	2	0	1	9	
Henry	13	4-5	0-0	2-2	0-3-1	4	0	1	0	0	10	
Williams	25	3-5	1-2	2-2	0-2-3	1	2	2	0	2	9	
Collins	37	4-8	2-3	7-7	0-7-7	0	5	5	0	0	17	
Mulford	7	0-0	0-0	0-0	0-0-0	1	0	5	0	0	0	
Ball	8	1-2	1-1	0-0	0-2-2	0	1	0	0	0	3	
Jackson	20	2-5	0-1	0-0	2-1-3	2	0	3	0	1	4	
Warren	25	6-8	0-0	1-2	0-1-1	3	1	1	0	0	13	
Miles	6	1-1	0-0	0-0	0-0-0	1	0	0	0	0	2	
Team					0-1-1							
TOTALS	200	26-44	5-11	12-13	22-29-31	18-0	11	20	0	7	69	
FG% (59.1)		3PT% (45.5)		FT% (92.3)								

New Mexico	MP	FG-A	3P-A	FT-A	REB	PF	A	T	O	B	S	TP
Monette	26	1-2	0-0	4-6	3-2-5	5	1	2	0	1	6	
Chioti	9	1-3	0-0	0-0	3-2-5	1	0	1	0	0	2	
Walters	30	4-13	0-5	0-0	3-1-4	2	2	1	0	0	8	
Douglas	40	10-23	5-12	11-13	2-5-7	2	0	4	0	6	36	
Hart	32	1-8	1-8	0-4	0-1-1	1	0	1	0	1	3	
Bell	6	0-0	0-0	0-0	0-0-1	1	0	0	1	1	0	
Aschcraft	36	0-3	0-2	0-0	0-1-1	1	6	1	0	1	0	
Williams	21	1-5	0-1	0-0	0-3-1	4	1	3	0	3	2	
Team					2-2-5							
TOTALS	200	18-47	6-28	15-23	19-17-32	17-1	10	13	1	13	57	
FG% (31.6)		3PT% (21.4)		FT% (65.2)								

Attendance: 14,311 Technical Fouls: None  
Officials: Burks, Allen, McMullen UNM's Record: 3-5

Southern Utah	35	34	69
New Mexico	24	33	57

## GAME NOTES

\*Lobos lose despite a career-high 36 points and six steals by Ruben Douglas...UNM 3-5 for the first time since 1991-92.  
\*It took until the 13:38 mark of the first half before the Lobos would get on the board, on two Douglas free throws...the Lobos missed their first 10 shots, but the Thunderbirds held only a 23-10 scoring margin, when UNM went on a 7-0 run to close the gap.  
\*In the second half, the shooting was continued for New Mexico...the Lobos hit only two of their first 11 attempts, as the Thunderbirds widened their lead to 14 points at 48-34...a Douglas three and a David Chioti tip-in brought the Lobos to within 32-45 with 5:28 to play in the game, but that was as close as they would get.

## Game 9 • Lobo Invitational

Portland State 52  
New Mexico 69

Dec. 28, 2002 • Albuquerque, N.M.

Portland State	MP	FG-A	3P-A	FT-A	REB	PF	A	T	O	B	S	TP
Hartman	23	2-7	0-3	2-2	2-1-3	1	1	0	0	1	6	
Eischen	20	3-7	0-1	0-0	0-5-5	2	0	0	0	1	0	
Hamilton	8	0-1	0-0	0-0	1-1-2	1	0	2	0	0	0	
Briggs	39	3-12	2-5	0-0	3-5-8	2	4	1	0	2	8	
Ivey	36	6-14	1-6	0-0	1-1-2	4	2	2	0	0	15	
Giannoni	10	0-0	0-0	2-2	0-3-3	0	0	0	0	3	0	
Glasser	21	0-0	0-0	0-0	0-0-0	0	2	0	0	0	0	
Sconiers	6	0-1	0-0	0-1	0-1-1	0	0	0	0	0	0	
Scott	26	4-7	1-2	4-7	2-4-6	4	0	4	2	1	13	
Haughton	11	1-4	0-0	0-4	1-0-1	1	0	1	0	1	2	
Team					0-0-0							
TOTALS	200	19-53	6-17	8-16	10-21-31	15-0	9	13	3	6	52	
FG% (35.8)		3PT% (35.3)		FT% (50.0)								

New Mexico	MP	FG-A	3P-A	FT-A	REB	PF	A	T	O	B	S	TP
McCowan	13	0-0	0-0	0-0	0-1-1	2	2	1	0	0	0	
Chioti	22	0-2	0-0	1-2	1-1-2	1	2	0	0	0	1	
Walters	27	2-6	0-1	0-0	1-8-9	2	2	2	1	2	4	
Douglas	34	6-16	4-9	5-6	0-2-2	1	2	5	0	2	21	
Aschcraft	13	4-5	4-4	0-0	0-2-2	2	2	3	0	1	12	
Bell	9	2-3	0-0	2-2	0-3-3	2	0	0	1	0	6	
Metz	3	0-1	0-1	0-0	0-0-0	0	0	1	0	0	0	
Hart	23	2-3	2-3	0-0	0-0-0	2	2	0	0	0	6	
Williams	23	7-13	0-0	3-3	1-6-7	1	2	2	1	1	17	
Monette	13	1-1	0-0	0-0	0-2-2	3	2	1	0	0	2	
Team					2-2-4							
TOTALS	200	24-50	10-18	11-13	5-27-32	16-0	17	14	6	6	69	
FG% (48.0)		3PT% (55.6)		FT% (84.6)								

Attendance: 14,813 Technical Fouls: None  
Officials: McCall, Kennedy, Ball UNM's Record: 4-5

Portland State	26	26	52
New Mexico	36	33	69

## GAME NOTES

\*Jamal Williams scored a season-high 17 points to lead UNM to the win in the first round of the COMCAST Lobo Invitational...coming off their worst shooting performance of the year versus Southern Utah, the Lobos turned in one of their best, hitting 24-50 (48%) from the floor, including a season-best 55.6 percent (10-18) from 3-point range, to snap a three-game slide.  
\*Ryan Aschcraft added a career-high 12, going a career-best 4-4 from beyond the arc, matching his total in the first seven games.  
\*New Mexico put the game out of reach with a 25-7 run that covered the final 1:21 of the first half and first 9:19 of the second half...UNM exploded out of the second half gate with four 3-pointers (3 by Aschcraft) in the first eight minutes frame.

## Game 10 • Lobo Invitational

Pepperdine 88  
New Mexico 68

Dec. 29, 2002 • Albuquerque, N.M.

Pepperdine	MP	FG-A	3P-A	FT-A	REB	PF	A	T	O	B	S	TP
Misgins	37	8-11	0-2	0-0	1-1-2	4	2	3	1	1	16	
Brazier	33	8-16	2-4	2-2	2-8-10	2	1	0	2	1	20	
Patten	12	5-9	0-3	1-1	5-4-9	2	3	3	0	0	11	
Acker	31	4-9	2-4	3-4	2-4-6	1	5	3	0	2	13	
Johnson	25	3-8	2-3	0-0	0-4-4	4	2	1	1	2	8	
Grubb	4	0-1	0-0	0-0	0-0-0	2	0	0	0	0	0	
Turner	24	4-4	0-0	1-1	2-2-4	2	1	3	0	1	9	
Westphal	22	4-6	3-5	0-0	0-4-4	0	1	1	0	0	11	
Johnson	2	0-0	0-0	0-0	0-0-0	0	0	0	0	0	0	
Team					2-3-5							
TOTALS	200	36-64	9-21	7-8	14-30-44	17-0	15	14	4	7	88	
FG% (56.3)		3PT% (42.9)		FT% (87.5)								

New Mexico	MP	FG-A	3P-A	FT-A	REB	PF	A	T	O	B	S	TP
Williams	32	11-15	1-2	0-0-2	4-4-8	2	2	3	1	1	23	
McCowan	10	0-1	0-0	0-0	0-0-0	2	0	0	1	0	0	
Walters	27	3-14	2-5	0-0	1-1-2	2	4	1	0	0	8	
Douglas	33	4-17	1-4	3-5	2-1-3	2	3	3	1	1	12	
Aschcraft	26	2-5	2-4	0-0	1-1-2	0	2	0	0	1	6	
Bell	7	1-4	0-0	0-0	0-0-0	0	2	1	0	0	0	
Tindall	18	3-7	2-6	0-0	1-0-1	0	1	2	0	2	8	
Chioti	10	1-1	0-0	0-0	0-2-2	1	1	1	0	0	2	
Hart	22	2-4	2-4	0-0	0-4-4	0	1	0	0	0	0	
Monette	15	0-1	0-0	1-3	1-2-3	0	1	0	0	0	3	
Team					2-0-2							
TOTALS	200	27-69	10-25	4-10	16-15-31	9	16	10	3	5	68	
FG% (39.1)		3PT% (40.0)		FT% (40.0)								

## Game 13

### New Mexico 58 Colorado State 74

#### Jan. 13, 2003 • Fort Collins, Colo.

New Mexico	MP	FG-A	3P-A	FT-A	REB	PF	A	T	O	B	S	TP
Williams*	22	3-11	0-0	1-2	2-5	2	1	2	0	0	7	
Bell*	13	0-2	0-0	0-0	0-3	2	0	0	0	0	0	
Walters*	29	2-7	0-3	0-0	1-3	3	3	0	1	4	4	
Douglas*	37	11-26	5-8	8-12	2-9	4	0	5	0	4	35	
Tindall*	37	2-7	2-5	0-0	1-0	1	2	0	0	0	6	
Ascraft*	20	0-2	0-1	2-2	0-0	0	0	0	0	0	2	
Chioti*	19	1-3	0-0	0-0	2-1	4	1	2	2	2	2	
Hart	9	0-0	0-0	0-0	2-2	1	1	0	0	0	0	
Monette	8	1-2	0-0	0-0	0-0	2	0	0	0	0	2	
McCowan	6	0-1	0-0	0-0	0-0	1	0	0	0	0	0	
Team					3-0							
TOTALS	200	20-61	7-17	11-16	11-21-32	22-0	8	9	3	10	58	
FG% (32.8)		3P% (41.2)		FT% (68.8)								

Colorado State	MP	FG-A	3P-A	FT-A	REB	PF	A	T	O	B	S	TP
Clark*	28	3-8	0-0	3-7	2-3	2	1	1	3	0	9	
Greene*	33	10-14	0-0	5-7	4-6	1	4	1	1	1	25	
Nelson*	33	3-6	0-0	1-3	1-10	1	1	5	4	0	7	
Stevens*	13	0-3	0-3	0-0	0-0	2	2	2	0	2	0	
Birley*	35	4-6	1-3	0-0	0-2	1	4	2	1	0	9	
Smith	7	1-4	0-0	1-2	0-3	3	0	0	0	0	7	
Chavis	6	1-2	0-1	0-0	0-3	0	0	1	0	0	2	
Johnson	7	1-3	0-0	0-0	1-1	2	0	0	0	0	2	
Morris	21	1-3	0-1	3-5	0-2	2	5	1	0	3	5	
Williams	16	3-4	0-0	2-5	3-3	0	1	0	2	0	8	
Team					1-1							
TOTALS	200	29-53	1-8	15-29	12-33-45	16-0	18	13	11	6	74	
FG% (54.7)		3P% (12.5)		FT% (51.7)								

Attendance: 5,389 Technical Fouls: None  
Officials: Hall, Thornley, Welmer UNM's Record: 5-8, 0-1 MWC

New Mexico	22	36	-	58
Colorado State	38	36	-	74

#### GAME NOTES

- Lobo snapped UNM's 14-game winning streak against the Rams...Lobos started 2-15 from the floor, while CSU made 10 of its first 14 to take a 21-7 lead.
- CSU up 47-26 before a 21-7 Lobo run cut the margin to 54-47...Douglas had 17 points during the spurt...the Rams responded with a 10-2 run.
- Douglas records seventh 30-point scoring effort for the highest output by a Lobo in a conference game since Charles Smith had 37 points against Hawaii on Feb. 22, 1997.
- Lobos lose first conference opener since 1999 and suffer 11th straight road setback.
- UNM uses duplicate starting lineup for the first time all season.

## Game 14

### New Mexico 81 Wyoming 85 (OT)

#### Jan. 18, 2003 • Laramie, Wyo.

New Mexico	MP	FG-A	3P-A	FT-A	REB	PF	A	T	O	B	S	TP
Chioti*	28	2-2	0-0	1-2	1-2	3	0	1	2	0	5	
Walters*	38	3-4	1-1	0-0	1-5	2	2	2	0	1	7	
Douglas*	35	11-23	5-9	7-8	1-3	4	1	8	0	1	34	
Tindall*	39	4-8	2-4	0-0	0-3	2	3	2	0	1	10	
Ascraft*	31	0-1	0-1	0-0	1-3	3	1	0	2	0	2	
Bell	3	0-1	0-1	0-0	0-0	1	0	0	0	0	0	
Hart	1	0-0	0-0	0-0	0-0	2	0	0	0	0	0	
Williams	34	8-15	0-1	5-7	1-3	2	0	1	0	0	21	
McCowan	16	2-3	0-0	0-1	1-2	3	0	0	0	0	4	
Team					0-2							
TOTALS	225	30-57	8-19	13-18	6-22-28	26-2	9	15	2	5	81	
FG% (52.6)		3P% (42.1)		FT% (72.2)								

Wyoming	MP	FG-A	3P-A	FT-A	REB	PF	A	T	O	B	S	TP
Rottingham*	27	4-7	2-3	2-4	3-3	2	3	4	0	1	12	
Ries*	31	3-3	0-0	3-4	3-14	3	4	1	0	0	9	
Niswender*	43	7-10	0-0	5-6	2-12	14	2	3	1	0	19	
Richardson*	41	7-15	3-6	8-8	0-2	3	0	2	0	2	25	
Straight*	42	5-10	3-7	3-5	1-0	1	7	2	0	3	16	
Makun	2	0-0	0-0	0-0	0-0	0	0	0	0	0	0	
Dunn	6	2-2	0-0	0-1	0-0	2	0	0	1	0	4	
Adams	9	0-5	0-4	0-0	0-2	2	0	1	0	0	0	
McMillian	12	0-1	0-1	0-0	0-0	0	1	0	0	1	0	
Cornea	12	0-0	0-0	0-2	0-1	1	1	0	1	1	0	
Team					0-2							
TOTALS	225	28-53	8-21	21-30	11-22-33	16-6	18	13	3	8	85	
FG% (52.8)		3P% (38.1)		FT% (70.0)								

Attendance: 11,242 Technical Fouls: None  
Officials: McCall, Allen, Littlewood UNM's Record: 5-9, 0-2 MWC

New Mexico	37	34	10	81
Wyoming	32	39	14	85

#### GAME NOTES

- Lobo unable to hold a 10-point lead (69-49) with less than four minutes to go in regulation...UNM could have had a four-point lead with 12.5 seconds left, but Douglas missed the second of two free throws...Richardson's 3-pointer with 2.3 seconds left tied the game and forced overtime...UNM's sixth straight loss in Laramie.
- Cowboys opened the first half with an 18-5 lead...a 32-14 Lobo run over the final 12 minutes of the first half provided a 37-32 halftime lead, which grew to 10 points on three occasions in the second half.
- Douglas 69 points in consecutive games, the most by a Lobo since Kenny Page scored 71 in 1981.
- UNM's 12th straight loss on the road and first 0-2 start in league play since 1992-93.
- Chioti and McCowan set career-highs for points and minutes played.

## Game 15

### Western New Mexico 49 New Mexico 107

#### Jan. 22, 2003 • Albuquerque, N.M.

WNMU	MP	FG-A	3P-A	FT-A	REB	PF	A	T	O	B	S	TP
Connor*	27	1-8	0-1	1-1	3-4	0	0	2	0	2	7	
Walker*	30	6-15	2-6	0-0	3-6	3	4	4	0	1	14	
Moncrief*	17	3-8	0-1	0-0	0-1	3	0	1	0	0	6	
Simien*	26	0-3	0-0	0-0	1-3	4	3	4	0	0	1	
Ramirez*	31	1-11	1-6	2-4	1-0	1	0	0	1	0	5	
Enriquez	15	3-8	0-2	3-4	1-2	3	0	0	1	0	9	
Malone	13	0-2	0-0	0-0	0-2	5	1	1	1	0	0	
Harris	21	1-3	0-1	0-1	1-1	3	0	2	0	1	2	
Grimes	7	1-4	0-0	0-0	1-0	2	0	0	1	0	2	
Newell	13	2-5	0-0	0-0	0-1	4	0	1	0	0	4	
Team					3-0							
TOTALS	200	20-67	3-17	6-10	13-20-33	26-1	9	16	3	5	49	
FG% (29.9)		3P% (17.6)		FT% (60.0)								

New Mexico	MP	FG-A	3P-A	FT-A	REB	PF	A	T	O	B	S	TP
Williams*	21	4-8	0-2	0-2	1-3	1	2	0	0	0	8	
Chioti*	20	7-10	0-0	7-8	4-5	1	0	0	0	0	31	
Douglas*	27	10-17	2-7	3-5	1-8	3	4	0	0	1	35	
Tindall*	26	4-7	4-6	0-0	0-3	1	5	1	0	2	12	
Ascraft*	27	3-5	1-2	2-2	0-2	2	5	0	0	1	9	
Walters	23	3-6	1-1	1-2	3-6	9	4	2	0	0	8	
Bell	10	1-2	0-0	3-4	2-2	1	0	1	2	0	5	
Hart	20	2-5	1-4	2-2	0-1	1	3	2	1	1	7	
Monette	11	2-2	0-0	1-1	0-2	0	1	2	0	1	4	
McCowan	15	2-3	0-0	4-6	4-6	0	0	1	1	0	8	
Team					0-3							
TOTALS	200	38-65	9-22	22-34	15-37-52	12-0	23	8	4	6	107	
FG% (58.5)		3P% (40.9)		FT% (64.7)								

Attendance: 14,609 Technical Fouls: None  
Officials: Ball, Burks, Wilson UNM's Record: 6-9

Western New Mexico	29	20	-	49
New Mexico	52	55	-	107

#### GAME NOTES

- Lobos record their sixth-biggest win in school history and fourth-largest since The Pit opened in 1966...most points in a regulation game since 112 against Holy Cross in December of 1997.
- David Chioti a career-high 21 points, 20 of those in the first half...he had scored only 18 in entire season coming into the game...it's the most points by a Lobo freshman since John Robinson hit 24 at Fresno State four years ago...Chioti also tied a career-best with 9 boards.
- Lobos set additional season-highs for rebounds, rebound margin, assists and FG%.
- For the second straight game, McCowan sets career-highs for points and rebounds.

## Game 16

### San Diego State 62 New Mexico 66

#### Jan. 25, 2003 • Albuquerque, N.M.

SDSU	MP	FG-A	3P-A	FT-A	REB	PF	A	T	O	B	S	TP
Sanders*	24	5-6	0-0	0-0	2-2	3	0	3	1	1	10	
Mackell*	27	5-7	0-0	0-0	0-0	3	3	5	1	2	10	
Moore*	24	3-6	1-3	0-0	0-3	4	2	2	0	2	7	
Bland*	36	6-9	0-0	2-2	0-1	1	2	1	2	1	14	
Sir*	26	1-7	1-7	0-0	0-3	0	0	0	0	0	3	
Johnson	12	1-3	0-0	2-2	1-2	2	4	3	0	0	4	
Hanour	8	1-2	0-0	0-0	0-0	1	1	0	0	0	2	
Sharper	14	1-1	1-1	0-1	0-2	0	1	0	0	0	3	
Davis	2	0-0	0-0	0-1	1-1	1	0	0	0	0	0	
Burns	15	3-4	1-2	0-0	0-3	4	1	1	0	0	7	
Marker	12	1-4	0-2	0-0	1-1	2	0	1	0	1	2	
Team					1-1							
TOTALS	200	27-49	4-15	4-5	5-19-24	21-0	14	16	4	8	62	
FG% (55.1)		3P% (26.7)		FT% (79.2)								

FG% (55.1)	3P% (26.7)				FT% (80.0)							
New Mexico Chioti*	MP	FG-A	3P-A	FT-A	REB	PF	A	T	O	B	S	TP
Williams*	28	1-1	0-0	1-2	0-4	2	3	4	0	0	3	
Douglas*	30	5-9	0-0	3-4	2-5	2	1	3	0	0	1	13
Tindall*	39	4-17	3-10	10-10	3-6	1	2	4	0	1	0	21
Ascraft*	38	6-7	5-6	0-0	0-0	2	2	1	1	3	17	
Walters	34	2-6	1-3	2-2	0-2	1	3	1	0	1	7	
Bell	20	1-2	0-0	3-5	2-0	1	1	2	0	1	5	
Hart	5	0-0	0-0	0-1	0-0	2	0	0	0	0	1	
McCowan	3	0-0	0-0	0-0	0-0	0	0	0	0	0	0	
Team					0-1							
TOTALS	200	19-42	9-21	19-24	7-18-25	12-0	15	1	8	66		

Attendance: 15,003 Technical Fouls: None  
Officials: Chrisman, Stowe, McRoy UNM's Record: 7-9, 1-2 MWC

San Diego State	30	32	-	62
New Mexico	37	29	-	66

#### GAME NOTES

# Game 19

## New Mexico 68

## Utah 78

### Feb. 3, 2003 • Salt Lake City, Utah

New Mexico	MP	FG-A	3P-A	FT-A	REB	PF	A	T	B	S	TP
Williams*	29	6-9	1-2	0-0	0-3	4	1	1	0	0	13
Chioti*	26	2-5	0-0	1-4	0-6	4	1	0	0	2	5
Walters*	31	2-9	1-2	1-2	1-4	0	1	2	0	0	6
Douglas*	36	7-16	5-8	13-15	0-7	3	2	4	0	2	32
Aschcraft*	37	1-4	1-3	0-0	1-2	3	3	0	0	1	3
Bell	11	1-2	0-0	4-4	2-1	3	0	0	2	0	6
Tindall	20	1-5	1-4	0-0	0-0	3	2	0	0	0	3
Hart	6	0-0	0-0	0-0	0-1	1	0	0	0	0	0
Monette	1	0-0	0-0	0-0	0-0	0	0	0	0	0	0
McCowan	3	0-0	0-0	0-0	0-0	0	0	0	0	0	0
Team					0-1						
TOTALS	200	20-50	9-19	19-25	4-25	29	10	7	2	5	68
FG% (40.0)		3P% (47.4)		FT% (76.0)							

Utah	MP	FG-A	3P-A	FT-A	REB	PF	A	T	B	S	TP
Cotton*	31	0-5	0-4	2-2	2-4	4	3	1	0	0	2
Johnson*	33	6-9	2-2	3-9	3-6	2	2	2	1	2	17
Frost*	28	5-7	2-3	2-2	0-5	3	0	2	1	0	14
Orsdorn*	21	1-3	0-2	0-0	0-1	1	6	1	0	0	2
Jacobson*	32	5-10	3-5	4-6	0-6	3	1	0	1	1	17
Jackson	22	6-6	3-3	5-6	0-2	2	1	2	0	0	20
Chaney	12	2-6	2-5	0-0	1-2	3	0	0	0	0	6
Markison	11	0-3	0-0	0-0	0-2	2	2	0	0	0	0
Koford	16	0-1	0-0	0-0	0-0	2	0	0	1	0	0
Team					0-1						
TOTALS	200	25-50	12-24	16-25	6-29	35	15	8	4	3	78
FG% (50.0)		3P% (50.0)		FT% (64.0)							

Attendance: 11,084 Technical Fouls: None  
Officials: Thornley, Staffen, Gabutero UNM's Record: 7-12, 1-5 MWC

New Mexico	35	33	-	68
Utah	37	41	-	78

### GAME NOTES

- Lobos kept it close early in the second half, trailing just 45-44 when Chad Bell scored with 15:34 left...unfortunately, that would be UNM's last field goal for more than 11 minutes...the next hoop came from Mark Walters at the 4:04 mark as Utah extended its lead to double figures...Walters' bucket cut Utah's insurmountable lead to 68-57.
- Douglas broke Charles Smith's school record by making a 3-point basket in his 28th straight game...Douglas 111 points in past three games
- UNM started its 15th different lineup
- Bell tied a season-high with 6 points
- The Lobos committed a season-low 7 turnovers

# Game 20

## Air Force 59

## New Mexico 73

### Feb. 8, 2003 • Albuquerque, N.M.

Air Force	MP	FG-A	3P-A	FT-A	REB	PF	A	T	B	S	TP
Gerlach*	31	4-8	0-3	1-3	1-3	1	0	1	1	0	9
Bellairs*	25	1-2	1-1	0-1	0-3	3	3	1	0	0	3
Kuhle*	27	2-6	1-5	0-0	1-3	4	5	1	0	0	5
Keller*	29	6-12	3-6	4-4	0-3	4	2	1	0	1	19
Jenkins*	27	2-7	0-4	0-0	1-1	3	2	0	0	0	4
Hood	24	4-4	2-2	1-2	0-1	3	0	0	0	0	11
Holton	9	0-2	0-1	0-0	0-0	0	0	0	0	0	0
Peterson	12	0-0	0-0	2-4	0-1	2	1	1	0	0	2
Welch	16	2-5	0-3	2-3	2-3	2	0	1	0	0	6
Team					0-0						
TOTALS	200	21-46	7-25	10-17	6-16	22	13	6	1	1	59
FG% (45.7)		3P% (28.0)		FT% (58.8)							

New Mexico	MP	FG-A	3P-A	FT-A	REB	PF	A	T	B	S	TP
Chioti*	31	4-4	0-0	2-2	1-6	7	2	0	2	2	10
Walters*	17	1-2	1-1	3-4	1-4	5	4	1	0	0	6
Douglas*	33	8-13	5-7	11-11	0-5	2	2	1	0	0	32
Tindall*	35	3-6	2-5	0-0	0-2	2	7	1	0	1	8
Aschcraft*	36	1-5	0-2	2-2	0-3	2	6	0	0	0	4
Bell	12	1-2	0-0	0-0	1-0	1	0	0	0	0	2
Hart	22	1-2	1-2	0-2	0-2	0	0	0	0	0	3
Williams	13	2-4	0-0	4-4	1-1	2	0	1	0	0	8
Monette	1	0-1	0-0	0-0	0-0	2	1	0	0	0	0
McCowan	0	0-0	0-0	0-0	0-0	1	0	1	0	0	0
Team					0-2						
TOTALS	200	21-39	9-17	22-25	4-25	29	18	0	2	1	73
FG% (53.8)		3P% (52.9)		FT% (88.0)							

Attendance: 15,898 Technical Fouls: None  
Officials: Harris, Spaulding, Lohigh UNM's Record: 8-12, 2-5 MWC

Air Force	20	39	-	59
New Mexico	37	36	-	73

### GAME NOTES

- Lobos snap a three-game losing streak and are 22-0 all-time against the Falcons at The Pit...Air Force came into the game No. 1 in the nation in scoring defense, allowing just 54 points a game
- Douglas scored 19 of his points in the first half as UNM built a 17-point halftime lead...Douglas had scored just 41 points in four previous games against Air Force, including 4-13 from 3-point...he passed Mel Daniels and Willie Long for 8th place all-time at UNM with 1,548 points...Douglas 35.8 ppg the past four games
- Lobos set a season-low for turnovers (6) for the second straight game
- Tindall a career-high for assists (7)...Aschcraft tied a career-best with 6 assists

# Game 21

## Wyoming 103

## New Mexico 91

### Feb. 15, 2003 • Albuquerque, N.M.

Wyoming	MP	FG-A	3P-A	FT-A	REB	PF	A	T	B	S	TP
Rothmeyer*	24	4-6	1-2	1-3	2-2	4	1	3	0	1	10
Ries*	21	1-2	0-0	2-2	0-1	4	2	0	0	0	4
Nelson-Amadi*	31	6-13	0-0	2-3	1-8	1	2	2	0	0	14
Richardson*	39	12-20	7-10	6-8	1-5	3	6	2	0	2	39
Straight*	28	3-3	2-2	10-12	1-2	3	0	7	0	0	18
Makun	3	0-0	0-0	0-0	1-1	0	0	0	0	0	0
Dunn	1	0-0	0-0	0-0	0-1	0	0	1	0	0	0
Adams	16	2-4	1-2	0-0	1-1	5	0	3	0	0	5
McMillian	15	1-1	0-0	1-2	0-1	3	1	1	0	1	3
Correa	10	3-4	0-0	0-0	3-3	2	1	1	0	0	6
Wildenberg	12	1-1	0-0	2-2	1-2	1	0	0	0	0	4
Team					1-0						
TOTALS	200	33-54	11-16	26-32	12-24	36	20	14	2	4	103
FG% (61.1)		3P% (68.8)		FT% (83.1)							

New Mexico	MP	FG-A	3P-A	FT-A	REB	PF	A	T	B	S	TP
Chioti*	21	2-3	0-0	0-0	1-3	2	2	0	0	1	4
Walters*	27	2-7	1-3	2-4	2-2	4	1	1	1	1	7
Douglas*	36	11-24	6-10	15-18	3-0	3	4	3	1	1	43
Tindall*	35	6-8	6-7	0-0	0-1	3	2	1	0	0	18
Aschcraft*	29	2-6	1-4	0-0	0-2	2	1	1	0	1	5
Bell	9	0-0	0-0	0-0	0-1	2	0	1	0	0	0
Hart	9	1-1	1-1	0-0	0-0	0	2	0	0	0	3
Williams	27	5-13	0-1	1-1	1-4	3	3	1	0	1	11
Monette	1	0-0	0-0	0-0	0-0	2	0	0	0	0	0
McCowan	6	0-0	0-0	0-0	0-0	2	0	0	0	0	0
Team					2-4						
TOTALS	200	29-62	15-26	18-23	11-13	24	0	14	3	5	91
FG% (46.8)		3P% (57.7)		FT% (78.3)							

Attendance: 16,632 Technical Fouls: None  
Officials: Reynolds, Burks, Dixon UNM's Record: 8-13, 2-6 MWC

Wyoming	45	58	-	103
New Mexico	32	39	-	91

### GAME NOTES

- Cowboys win in The Pit for the 14th time, most of any Lobo opponent...UNW erased 17-11 Lobo lead with a 26-6 burst and UNM never got closer than 10 the rest of the way...Pokes started 4-10 from the floor, but hit 13 of next 17
- Wyoming once had an 18-2 edge in second-chance points
- Douglas' career-high 43 points - 33 in the 2nd half - made him the nation's leading scorer...also ties Kenny Page's record with fifth straight 30-point game
- Richardson scores the second-most points by an opposing player in The Pit
- Tindall a UNM career-high, all on 3-pointers...Lobos set season-highs for 3s and 3-point percentage

# Game 22

## Colorado State 72

## New Mexico 82

### Feb. 17, 2003 • Albuquerque, N.M.

Colorado State	MP	FG-A	3P-A	FT-A	REB	PF	A	T	B	S	TP
Clark*	25	7-15	0-0	3-3	4-5	4	1	1	1	1	17
Johnson*	22	2-2	2-2	0-0	0-1	2	3	1	0	0	6
Williams*	24	5-8	0-0	1-2	1-6	5	1	2	0	0	11
Chavis*	13	1-2	0-0	0-0	0-2	2	0	2	0	0	2
Binkley*	38	1-8	1-8	0-0	0-2	1	6	0	0	0	3
Rakecki	1	0-0	0-0	0-0	0-0	0	0	0	0	0	0
Morris	23	1-4	0-2	0-0	2-4	0	5	1	0	1	2
Greene	25	5-13	2-3	2-2	1-0	4	1	1	0	2	14
Nelson	29	6-9	0-0	5-5	2-5	2	2	3	2	1	17
Team					0-0						
TOTALS	200	28-61	5-15	11-12	10-25	35	20	1	12	3	5
FG% (45.9)		3P% (33.3)		FT% (91.7)							

New Mexico	MP	FG-A	3P-A	FT-A	REB	PF	A	T	B	S	TP
Chioti*	29	4-7	0-0	1-1	3-5	3	1	0	1	0	8
Walters*	33	8-15	2-5	1-2	1-5	2	4	1	1	2	19
Douglas*	31	7-14	4-7	10-11	2-8	4	1	5	0	0	28
Tindall*	35	4-7	2-4	2-3	0-1	0	4	1	0	1	12
Aschcraft*	30	2-6	1-4	2-2	0-1	1	3	2	0	1	7
Bell	18	0-1	0-0	0-0	0-2	4	0	0	2	1	0
Hart	16	3-3	2-2	0-0	0-2	0	1	0	0	0	8
Williams	8	0-4	0-1	0-0	1-0	1	1	0	0	0	0
Team					0-2						
TOTALS	200	28-57	11-23	15-19	7-24	31	15	9	4	5	82
FG% (49.1)		3P% (47.8)		FT% (78.9)							

Attendance: 14,520 Technical Fouls: None  
Officials: Thornley, O'Neill, Littlewood UNM's Record: 9-13, 3-6 MWC

Colorado State	30	42	-	72
New Mexico	37	45	-	82

### GAME NOTES

- Lobos overcome poor shooting (1-11 FGs to start) to beat CSU for the 32nd time in 33 games in The Pit
- UNM used 13-0 run to take a 30-17 lead, but Rams answered with a 9-0 spurt...the lead stayed around eight for most of the second half before CSU trimmed the deficit to 61-59...Chioti hit consecutive buckets to push the margin back to six
- Douglas maintained his lead as the nation's top scorer...he had 14 at half-time, but did not get his first basket of the second half until 3:01 left, a huge 3-pointer with the shot clock at 0:8...he scored 12 of UNM's final 17 points
- Walters tied a career-high with 19 points, including several key baskets when Douglas was on the bench in foul trouble
- UNM had 1-11 when allowing 70 or more points
- Fourth straight game UNM had 9 or fewer turnovers

# Game 23

## New Mexico 69

## UNLV 74

### Feb. 22, 2003 • Las Vegas, Nev.

New Mexico	MP	FG-A	3P-A	FT-A	REB	PF	A	T	B	S	TP
Chioti*	32	3-5	0-0	1-2	3-5	3	1	0	0	0	7
Walters*	36	4-10	1-4	0-1	3-3	6	2	5	0	2	9
Douglas*	35	5-21	1-10	10-10	2-8	10	3	1	2	0	1
Tindell	17	1-5	0-4	0-0	1-0	3	0	1	1	0	2
Bradford*	33	1-4	0-2	2-2	1-3	6	2	0	0	4	0
Bird	3	0-0	0-0	0-0	1-0	1	0	1	0	0	0
Hart	11	0-0	0-0	1-2	0-0	2	0	1	0	0	1
Williams	30	12-17	0-0	1-2	6-9	4	2	3	0	0	25
McCowan	3	0-0	0-0	0-0	0-0	0	0	0	0	0	0
Team					1-4						
<hr/>											
2000-2001	26-62	2-3	0-0	15-19	17-27	44	22	16	0	4	69
FG% (41.9)				30% (10.0)							
					FT% (78.9)						

## Game 25

No. 22 Utah 69  
New Mexico 76

March 1, 2003 • Albuquerque, N.M.

Utah	MP	FG-A	3P-A	FT-A	REB	PF	A	TO	B	S	TP
Caton*	16	0-3	0-3	2-2	1-0-1	4	4	0	0	0	2
Johnson*	36	1-9	1-5	2-2	3-10-13	3	3	2	1	1	5
Frost*	28	4-10	0-1	0-0	3-4-7	3	0	0	0	0	8
Durson*	24	3-6	3-6	2-2	1-4-5	5	2	3	0	1	11
Jackson*	39	4-16	2-11	1-1	2-0-2	4	1	1	0	0	11
Chaney	29	6-12	4-10	0-0	2-1-3	5	4	3	0	1	16
Markson	15	6-8	2-4	0-0	2-3-5	5	0	3	1	0	14
Koford	5	1-2	0-0	0-0	1-0-1	2	0	1	0	0	2
Koford	8	0-1	0-0	0-0	0-1-1	3	0	0	0	0	0
Team					2-1-3						
TOTALS	200	25-67	12-40	7-7	17-24-41	34-3	14	13	2	3	69
FG% (37.3)		3P% (30.0)		FT% (100.0)							

New Mexico	MP	FG-A	3P-A	FT-A	REB	PF	A	TO	B	S	TP
Chiotti*	36	3-4	0-0	1-4	2-4-6	3	0	0	0	0	7
Walters*	31	1-5	0-2	5-8	2-3-5	1	1	2	0	0	2
Douglas*	36	5-17	3-8	26-31	5-9-14	3	3	3	0	2	39
Tindall*	35	4-7	1-3	6-6	0-2-2	1	3	2	0	0	15
Ashcraft*	30	1-5	0-3	2-2	0-2-2	1	1	1	0	3	4
Bell	10	1-2	0-0	0-0	1-0-1	1	0	0	2	0	2
Hart	7	0-0	0-0	0-0	0-0-0	0	1	0	0	0	0
Williams	15	1-2	0-0	0-2	0-2-2	4	0	1	0	1	2
Team					0-1-3						
TOTALS	200	16-42	4-16	40-53	10-35-35	14-0	9	9	2	9	76
FG% (38.1)		3P% (25.0)		FT% (75.5)							

Attendance: 16,113 Technical Fouls: None  
Officials: Hall, Stupin, Staffen UNM's Record: 10-15, 4-8 MWC

Utah	22	47	-	69
New Mexico	27	49	-	76

### GAME NOTES

•Lobos beat their first ranked team in four tries, since knocking off No. 21 Utah in February of 2000...UNM now 7-3 against ranked Utah teams in The Pit coached by Rick Majerus  
•Douglas set a school and MWC records for FTs made (26) and attempted (31)...also ties Marvin Johnson's school mark with 82 points in consecutive games  
•UNM trailed 6-3, but used a 13-2 run to take a lead they never lost...Lobos did not have a FG in the final 8:21 of the first half or a 7:20 span down the stretch  
•Electing to foul early, Utah cut a 60-47 deficit to five points three times in the final minute, but Douglas canned 9 of 10 FTs in the final 1:18

## Game 26

BYU 91  
New Mexico 81

March 3, 2003 • Albuquerque, N.M.

BYU	MP	FG-A	3P-A	FT-A	REB	PF	A	TO	B	S	TP
Bigelow*	29	4-7	2-4	4-4	0-1-1	5	4	0	0	1	14
Aravaso*	34	6-9	0-0	2-2	3-11-14	3	3	5	1	0	14
Hansen*	37	7-15	0-4	12-12	2-2-4	4	1	1	0	2	26
Bower*	9	1-3	0-2	0-0	0-0-0	1	0	0	0	0	2
Woodberry*	33	3-6	2-4	3-4	0-2-2	2	5	1	0	1	11
Lemes	7	1-2	0-1	0-0	0-1-1	0	0	0	0	1	2
Shoff	2	0-0	0-0	0-0	0-0-0	2	0	0	0	0	0
Nashif	21	1-3	1-2	0-0	0-3-3	0	7	0	0	0	3
Jensen	28	7-10	0-0	5-6	3-3-6	3	2	0	0	0	19
Team					1-2-3						
TOTALS	200	30-55	5-17	26-28	9-25-34	21-1	22	8	1	5	91
FG% (54.5)		3P% (29.4)		FT% (92.9)							

New Mexico	MP	FG-A	3P-A	FT-A	REB	PF	A	TO	B	S	TP
Chiotti*	29	2-4	0-0	1-2	0-3-3	4	2	1	0	1	5
Walters*	31	6-10	1-3	5-5	1-4-5	4	1	3	0	1	18
Douglas*	37	7-22	1-7	12-12	2-1-3	4	2	2	1	1	27
Tindall*	35	3-8	1-7	2-2	0-3-3	1	4	0	0	0	11
Ashcraft*	25	0-1	0-0	0-0	0-1-1	3	1	0	0	0	0
Bell	8	0-1	0-0	0-0	2-0-2	2	0	1	0	0	0
Hart	12	1-3	1-2	0-0	0-0-0	1	0	0	0	0	3
Williams	23	6-10	0-0	5-9	3-3-6	0	0	0	0	0	17
Team					2-3-5						
TOTALS	200	25-59	6-19	25-30	12-18-30	20-0	10	8	1	3	81
FG% (42.4)		3P% (31.6)		FT% (83.3)							

Attendance: 15,741 Technical Fouls: None  
Officials: Harris, McCall, Zetcher UNM's Record: 10-16, 4-9 MWC

BYU	38	53	-	91
New Mexico	35	46	-	81

### GAME NOTES

•Lobos just couldn't match Cougars' brawn for an entire 40 minutes...New Mexico took a 17-8 lead in the first half, aided by a Javin Tindall 3-pointer and a monstrous slam dunk by Douglas, but BYU went on a 17-6 run to take a 25-23 lead  
•BYU opened the second half on a 16-4 run to increase the margin to 54-39 with 13:49 remaining...Cougars took leads of 76-63 and 81-68, but five straight points by New Mexico closed the margin to 81-73...Douglas' first try reduced the deficit to six with 53 ticks left, but BYU was flawless from the free throw line down the stretch to stave off a Lobo comeback  
•Douglas moved past Rob Robbins and Hunter Greene into sixth place all-time at UNM with 1,749 career points  
•UNM 2-14 this season when opponent reaches 70 or more points and 1-12 when trailing at halftime, including 0-7 in MWC play

## Game 27

New Mexico 60  
Air Force 68

March 8, 2003 • Colorado Springs, Colo.

New Mexico	MP	FG-A	3P-A	FT-A	REB	PF	A	TO	B	S	TP
Chiotti*	19	1-5	0-0	0-0	2-1-3	1	0	0	0	1	2
Walters*	36	9-18	3-7	2-3	5-9-14	3	3	0	0	5	23
Douglas*	39	4-18	2-9	5-8	1-4-5	1	1	3	0	2	15
Tindall*	33	3-7	1-3	0-0	1-0-1	4	2	2	0	0	7
Ashcraft*	28	1-2	0-1	0-0	1-1-2	1	2	0	0	0	2
Bell	3	0-0	0-0	0-0	0-1-1	1	0	1	0	0	0
Hart	19	0-2	0-2	0-0	0-0-0	3	1	1	0	1	0
Williams	22	5-6	0-0	1-1	2-2-4	4	0	0	0	1	11
Monette	0+	0-0	0-0	0-0	0-0-0	1	0	0	0	0	0
Team					1-0-1						
TOTALS	200	23-58	6-22	8-12	13-18-31	19-0	9	10	0	10	60
FG% (39.7)		3P% (27.3)		FT% (66.7)							

Air Force	MP	FG-A	3P-A	FT-A	REB	PF	A	TO	B	S	TP
Kuhle*	40	3-6	0-1	1-4	1-4-5	2	4	2	0	2	5
Gerlach*	33	7-8	2-2	2-4	0-5-5	3	1	0	0	2	18
Bellars*	21	2-2	0-0	0-0	1-5-6	1	2	2	1	0	4
Keller*	35	4-8	2-6	6-6	0-2-2	2	2	3	0	1	16
Jenkins*	24	3-7	0-3	2-3	0-2-2	1	2	1	0	2	8
Hood	20	2-3	0-1	3-4	0-0-0	2	0	2	0	0	7
Welch	27	4-5	0-0	2-3	0-6-6	3	1	0	1	1	10
Team					0-0-0						
TOTALS	200	24-39	4-13	16-24	2-24-26	14	12	11	2	8	68
FG% (61.5)		3P% (30.8)		FT% (66.7)							

Attendance: 1,017 Technical Fouls: None  
Officials: Hernandez, Dixon, Lehigh UNM's Record: 10-17, 4-10 MWC

New Mexico	28	32	-	60
Air Force	27	41	-	68

### GAME NOTES

•Lobos lose at Air Force for the third straight year despite a career-high 23 points and 14 rebounds from Mark Walters...the Falcons used a 10-0 second half run to break open a tight game, which was delayed an hour when the UNM team bus was held up in a traffic jam en route to the arena  
•UNM twice whittled the Air Force lead to five points in the final minute, but was unable to close the gap completely  
•Walters' 23 the most points by a Lobo freshman since John Robinson had 24 at Fresno State on Jan. 4, 1999...his 14 boards are the most by a UNM frush since Kenny Thomas pulled down 17 against Utah in the 1996 WAC Tournament  
•Douglas had 15 points, his second-lowest scoring total of the season...he started 2-2 from the floor then missed 10 straight shots, going scoreless for 20 minutes

## Game 28 • MWC Tournament

New Mexico 56  
BYU 71

March 13, 2003 • Las Vegas, Nev.

New Mexico	MP	FG-A	3P-A	FT-A	REB	PF	A	TO	B	S	TP
Beil*	20	0-2	0-0	0-0	0-0-0	5	1	0	1	0	0
Chiotti*	35	5-8	0-0	0-2	2-1-3	3	1	1	0	0	10
Walters*	32	5-10	0-1	1-1	0-4-4	4	1	2	0	0	11
Douglas*	39	5-19	3-9	5-8	4-7-11	1	5	7	0	0	18
Tindall*	30	4-7	2-4	0-0	0-1-1	1	3	1	0	0	10
Ashcraft*	24	2-2	1-1	0-0	1-2-3	4	2	1	0	0	5
Hart	7	0-0	0-0	0-0	0-1-1	0	0	0	0	0	0
Williams	12	0-4	0-0	2-2	1-2-3	2	0	0	0	0	2
Monette	1	0-0	0-0	0-0	0-0-0	0	0	0	0	0	0
Team					1-2-3						
TOTALS	200	21-52	6-15	8-13	9-20-29	20	13	14	1	0	56
FG% (40.4)		3P% (40.0)		FT% (61.5)							

BYU	MP	FG-A	3P-A	FT-A	REB	PF	A	TO	B	S	TP
Bigelow*	31	5-12	0-3	4-4	0-3-3	3	0	2	0	0	14
Jensen*	12	0-0	0-0	0-0	0-0-0	2	0	0	0	0	0
Aravaso*	32	6-10	0-1	7-8	6-7-13	3	3	2	1	1	19
Hansen*	31	4-13	3-6	0-1	1-4-5	3	2	2	0	1	11
Woodberry*	34	3-9	0-4	4-4	0-1-1	2	4	0	2	3	10
Lemes	13	2-3	0-1	1-2	0-2-2	3	1	1	0	2	5
Shoff	13	0-0	0-0	2-2	1-5-6	0	0	0	0	1	2
Nashif	23	2-2	0-0	0-0	0-2-2	0	2	0	0	0	4
Roberts	2	0-0	0-0	1-2	0-0-0	0	0	0	0	0	1
Bower	4	1-1	1-1	0-0	0-0-0	0	0	0	0	1	3
Allen	2	0-0	0-0	0-0	0-0-0	0	0	0	0	0	0
Jepson	1	0-0	0-0	0-0	0-0-0	1	0	0	0	0	0
Howard	2	1-1	0-0	0-0	0-0-0	0	0	0	0	0	2
Team					0-1-1						
TOTALS	200	24-51	4-16	19-23	8-25-33	17-0	12	7	3	9	71
FG% (47.1)		3P% (25.0)		FT% (82.6)							

Attendance: 13,432 Technical Fouls: None  
Officials: McCall, Burks, Gabutero UNM's Record: 10-18, 4-10 MWC

New Mexico	20	36	-	56
BYU	25	46	-	71

### GAME NOTES

•Lobos held to their fewest points of the season and eliminated from the MWC Tournament in the first round for the third time in the past four years  
•Douglas scored 18 points to become the first New Mexico player to lead the nation in scoring, finishing with a scoring average of 27.96  
•Down 29-23 in the second half, UNM scored seven straight...five Ashcraft...to regain the lead at 30-29...the Lobos went cold and BYU responded with a 14-0 burst to grab a 45-32 advantage...UNM went more than six minutes without scoring and 8:15 without a basket and were never able to recover  
•Douglas finished 5th all-time at UNM with 1,782 points in just 86 games