



2007-08 NEW MEXICO BASKETBALL

Athletics Media Relations • (505) 925-5520 • (505) 925-5529 fax • www.GoLobos.com

2007-08 NEW MEXICO SCHEDULE (24-9, 11-5 MWC)

| Date | Opponent | Time/Result | Broadcast |
|--|----------------------------------|----------------|----------------|
| Nov. 2 | Eastern New Mexico (exhibition) | W, 94-50 | |
| Nov. 9 | at Colorado | W, 54-47 | |
| Nov. 12 | Eastern Washington | W, 92-57 | |
| Basketball Travelers Invitational / The Pit | | | |
| Nov. 16 | Presbyterian | W, 88-57 | |
| Nov. 17 | St. Bonaventure | W, 81-54 | |
| Nov. 18 | Loyola Marymount | W, 86-58 | |
| Nov. 21 | Hawai'i | W, 89-60 | mtn. |
| Nov. 28 | Southern Utah | W, 57-48 | |
| Dec. 1 | at Ole Miss | L, 77-85 | |
| Dec. 4 | at New Mexico State | L, 62-71 | Comcast Ch. 53 |
| Dec. 8 | San Diego | W, 57-47 | |
| Dec. 15 | Texas Tech | W, 80-63 | VERSUS |
| Dec. 19 | New Mexico State | W, 83-69 | mtn. |
| Dec. 23 | Weber State | W, 62-32 | |
| Dec. 27 | at Hawai'i | W, 79-69 | mtn. |
| Jan. 2 | at UTEP | W, 86-85 (OT) | |
| Jan. 5 | at Wyoming | W, 99-92 (2OT) | CSTV |
| Jan. 12 | San Diego State | L, 67-72 | mtn. |
| Jan. 15 | at TCU | L, 72-74 | CSTV |
| Jan. 19 | Air Force | W, 59-44 | mtn. |
| Jan. 22 | Utah | W, 77-67 (OT) | mtn. |
| Jan. 26 | at BYU | L, 66-83 | mtn. |
| Feb. 2 | at UNLV | L, 60-79 | mtn. |
| Feb. 5 | Colorado State | W, 91-51 | mtn. |
| Feb. 9 | Wyoming | W, 100-55 | mtn. |
| Feb. 13 | at San Diego State | W, 73-63 | mtn. |
| Feb. 16 | TCU | W, 64-48 | mtn. |
| Feb. 20 | at Air Force | W, 68-51 | |
| Feb. 23 | at Utah | W, 72-71 | mtn. |
| Feb. 26 | BYU | L, 69-70 (OT) | mtn. |
| March 4 | UNLV | W, 59-45 | CSTV |
| March 8 | at Colorado State | W, 71-52 | mtn. |
| March 13 | Utah (MWC Tournament, Las Vegas) | L, 80-82 (OT) | CSTV/Mtn. |
| March 19 | at Cal (MasterCard NIT) | L, 66-68 | ESPN2 |

all times Mountain

all access available on golobos.com (audio only)

2007-08 New Mexico Basketball Review: Quite a Year

The University of New Mexico's 105th season of basketball ended March 19 with a tough 68-66 loss at Cal in the 1st round of the MasterCard NIT. Despite falling in its last two games, the Lobos had a remarkable turnaround under rookie head coach Steve Alford, posting a 24-9 overall record. That was a 9-win improvement from the previous season.

What happened during the 2007-08 season had to have been difficult for even the most optimistic Lobo fan to imagine.

Alford inherited four returning starters from a somewhat unpredictable bunch that finished 15-17 in 2006-07, just the program's 2nd losing season in the past 24 years. Picked to finish 5th in the MWC, New Mexico was 4-12 in the Mountain West, tying TCU for last place. The Lobos lost 12 conference games for the first time since 1959, and were 2-12 away from The Pit, 1-10 in true road games.

On Oct. 4, 2007, one of the team's returning starters - senior wing Tony Danridge - broke his leg and would miss the 2007-08 season. The steady Danridge was a three-year starter who averaged 12.5 points as a junior and was expected to be a tremendous complement to J.R. Giddens on the perimeter.

With essentially the same players as last year, except for starting freshman point guard Dairese Gary, Alford's first Lobo team finished 24-9, tying the school mark for wins during the regular season and a 9-win improvement from a year ago. UNM won 8 road games, tying a program record and equaling the entire total for the previous five seasons (8-43).

Picked to finish 4th in the MWC, the Lobos went from worst to 3rd by closing the conference season with 8 wins in 9 games. The Lobos produced their most league wins (11-5) in nine years as a member of the Mountain West Conference. The 11 conference victories are the most by UNM in 10 years, since getting 11 in the Western Athletic Conference in 1998.

New Mexico and Air Force were the only two teams in the MWC to finish higher than what was predicted in the preseason poll. The poll said 4th for UNM, but it finished 3rd. Air Force was 5th after the poll said 8th.

The final 25 games, only one starter from last year - Giddens - was

2007-08 New Mexico Basketball Roster

| No. | Name | Pos. | Ht. | Wt. | Cl-Exp. | Hometown | PPG | RPG | Notes |
|-----|-----------------|------|------|-----|---------|------------------------|-------|------|--|
| 2 | Jonathan Wills | G | 6-5 | 185 | Fr-HS | Carson, Calif. | 3.4 | 1.0 | UNM was 14-3 when he started; started the final 11 games |
| 4 | Johnnie Harris | F | 6-8 | 250 | Jr-Tr | Chicago, Ill. | 2.7 | 1.9 | Reserve in the post; 9 points and career-high 6 rebounds vs. CSU on Feb. 5 |
| 5 | Dairese Gary | G | 6-1 | 205 | Fr-HS | Elkhart, Ind. | 7.8 | 2.3 | Started last 28 games at the point; only 5th Lobo freshman with 100+ assists |
| 10 | Jamaal Smith | G | 5-9 | 175 | Sr-1L | Las Vegas, Nev. | 8.8 | 2.1 | 4th-best single-season 3-pt. pct. (48.7) and 7th in career FT pct. (80.2) |
| 15 | J.R. Giddens | G | 6-5 | 215 | Sr-1L | Oklahoma City, Okla. | 16.3 | 8.8 | Co-MWC Player of the Year; 1st guard to lead MWC in rebounding |
| 22 | Monquell Pegues | F | 6-10 | 255 | Jr-Tr | Wilson, N.C. | 1.9 | 2.5 | Season-high 10 reb vs. St. Bonaventure; 19 min. vs. BYU, most in MWC game |
| 24 | Darren Prentice | G | 6-1 | 170 | Sr-3L | Alamogordo, N.M. | 7.0 | 1.6 | Career-high 28 points at Utah in 2007 |
| 30 | Roman Martinez | G/F | 6-6 | 185 | So-1L | El Paso, Texas | 7.0 | 3.9 | Started last 24 g; 8 pts & c-high 9 reb vs. BYU; 18-38 from 3 the last 14 g. |
| 32 | Tony Danridge | G/F | 6-5 | 215 | Sr-3L | San Bernardino, Calif. | 12.5* | 2.5* | Missed the entire season after suffering broken left fibula Oct. 4 |
| 33 | Chad Toppert | G | 6-7 | 215 | Jr-2L | Albuquerque | 10.3 | 3.2 | Finished 2nd in the nation in 3-pt. pct. (48%) |
| 53 | Daniel Faris | C | 6-9 | 245 | Jr-2L | Albuquerque | 9.2 | 4.5 | MWC career-high 15 points and 7 rebounds vs. Utah in The Pit |

Head Coach: Steve Alford (Indiana '87)

Associate Head Coach: Craig Neal (Georgia Tech '88)

Director of Operations: Silvey Dominguez (UNM '77)

*averages from 2006-07

boldface indicates 2007-08 starters

Assistant Coaches: Ryan Miller (Northern State '00), Chris Walker (Villanova '92)

Secretary: Yolanda Rodriguez (505-925-5750)

NEW MEXICO IN THE NIT (16-18)

| | Site | Attendance |
|--------------------------------|---------------------|------------|
| 1964 (Bob King) | | |
| UNM 65, Drake 60 | New York | |
| UNM 72, NYU 65 | New York | |
| Bradley 86, UNM 54 (final) | New York | 15,137 |
| 1965 (Bob King) | | |
| St. John's 61, UNM 54 | New York | 17,045 |
| 1967 (Bob King) | | |
| UNM 66, Syracuse 64 | New York | 11,578 |
| Rutgers 65, UNM 60 | New York | |
| 1973 (Norm Ellenberger) | | |
| Virginia Tech 65, UNM 63 | New York | |
| 1979 (Norm Ellenberger) | | |
| Texas A&M 79, UNM 68 | Albuquerque | 18,038 |
| 1984 (Gary Colson) | | |
| Lamar 64, UNM 61 | Albuquerque | 12,971 |
| 1985 (Gary Colson) | | |
| UNM 80, Texas A&M 67 | Albuquerque | 10,295 |
| Fresno State 66, UNM 55 | Fresno, Calif. | 10,132 |
| 1986 (Gary Colson) | | |
| Texas 69, UNM 66 | Albuquerque | 14,687 |
| 1987 (Gary Colson) | | |
| Oregon State 85, UNM 82 | Albuquerque | 11,983 |
| 1988 (Gary Colson) | | |
| UNM 86, Pepperdine 75 | Albuquerque | 7,241 |
| UNM 78, Oregon 59 | Albuquerque | 11,137 |
| Ohio State 68, UNM 65 | Albuquerque | 14,022 |
| 1989 (Dave Bliss) | | |
| UNM 91, Santa Clara 76 | Albuquerque | 10,547 |
| UNM 86, Pepperdine 69 | Albuquerque | 14,040 |
| St. Louis 66, UNM 65 | Albuquerque | 15,993 |
| 1990 (Dave Bliss) | | |
| UNM 87, Oregon 78 | Albuquerque | 10,007 |
| UNM 90, Oklahoma State 88 | Albuquerque | 11,203 |
| UNM 80, Hawaii 58 | Albuquerque | 15,534 |
| St. Louis 80, UNM 73 | New York | 9,204 |
| Penn State 83, UNM 81 (OT) | New York | 12,198 |
| 1992 (Dave Bliss) | | |
| UNM 90, Louisiana Tech 84 | Albuquerque | 8,669 |
| UNM 79, Washington State 71 | Albuquerque | 11,184 |
| Virginia 76, UNM 71 | Richmond, Va. | 11,092 |
| 2000 (Fran Fraschilla) | | |
| UNM 64, South Florida 58 | Albuquerque | 4,639 |
| Wake Forest 72, UNM 65 | Winston-Salem, N.C. | 10,146 |
| 2001 (Fran Fraschilla) | | |
| UNM 83, Baylor 73 | Albuquerque | 11,451 |
| UNM 81, Pepperdine 78 | Albuquerque | 16,278 |
| Memphis 81, UNM 63 | Memphis, Tenn. | 15,238 |
| 2002 (Fran Fraschilla) | | |
| Minnesota 96, UNM 62 | Minneapolis, Minn. | 4,097 |
| 2008 (Steve Alford) | | |
| Cal 68, UNM 66 | Berkeley, Calif. | 1,906 |

in the starting lineup. Giddens was unworldly and the consummate teammate in his final collegiate season. Gary was a steadying influence at the point. Heady sophomore Roman Martinez probably made more non-box score plays than anyone on the team while junior post Daniel Faris stepped up when UNM needed him the most. Two returning starters - senior guards Darren Prentice and Jamaal Smith along with 3-pointer marksman Chad Toppert - averaged more than 26 points off the bench.

Even Alford was mildly shocked at the response from his team and the slightly unexpected results from a season that turned into a wonderful ride.

HEAD COACH STEVE ALFORD

Steve Alford was named UNM's 19th head coach on March 23, 2007, after spending eight seasons at the University of Iowa.

Alford is 332-192 (63%) after 17 seasons. His teams have qualified for postseason play 11 times, produced 13 winning seasons and reached 20 wins on nine occasions.

In just his first year at UNM, Alford came within one victory of matching the most wins in his NCAA Div. I coaching career. His 2005-06 Iowa team went 25-9.

In eight seasons at Iowa, Alford compiled a 152-106 record with a school-record seven consecutive winning seasons, and six postseason appearances. The Hawkeyes won two Big Ten Conference tournament titles (2001 and '06). Iowa was 17-14 in 2006-07. It was 9-7 in the Big Ten, tied with NCAA teams Illinois and Purdue for fourth place.

Prior to Iowa, Alford posted a 78-29 record in four seasons (1992-95) at NCAA Division III Manchester (Ind.) College and a four-year (1996-99) record of 78-48 at Southwest Missouri State (now Missouri State). The Bears defeated Wisconsin and Tennessee to advance to the Sweet 16 of the 1999 NCAA Tournament before losing to top-ranked Duke in the regional semifinals. In 1997 Alford led the Bears to a 24-9 record (second in the Missouri Valley Conference) and a trip to the National Invitation Tournament.

In somewhat of a rarity, Alford has never been anything but a head coach at the collegiate level. His first position came at Manchester at the age of 27.

THREE-YEAR EXTENSION FOR ALFORD

University of New Mexico Vice-President for Athletics Paul Krebs announced March 31 that a contract extension has been agreed to in principal with head coach Steve Alford. Alford recently finished the first of a six-year contract at UNM. The three-year extension will keep him on the Lobo sidelines through the 2015-16 season.

"This shows our commitment to Coach Alford and his commitment to the University of New Mexico," stated Krebs. "He is going to be our coach for the foreseeable future and we are very excited with the direction of our basketball program."

Alford guided the Lobos to a third place finish in the Mountain West Conference and a 24-9 record. Most impressive about 2007-08 was it done with basically the same group that finished the 2006-07 season tied for last in the MWC at 4-12 and a 15-17 overall record.

"This is another example of what I have said all along - that I am committed to being a Lobo," stated Alford. "I would like to thank UNM President Dr. David Schmidly

and Vice-President for Athletics Paul Krebs for showing their support of the job my staff and I have done to this point. With the upcoming renovations to The Pit and our success in year one, we are well on our way to making Lobo basketball a big-time program again."

RECORD-SETTING SEASON FOR ALFORD

Steve Alford set a school record for most wins by a New Mexico head coach in his rookie season. Dave Bliss was 22-11 in 1988-89. The most wins by an Alford-coached team at the NCAA Div. I level is 25 at Iowa in 2005-06. His 1994-95 Manchester (Ind.) squad went 31-1 in NCAA Div. III.

UNM TIES RECORD FOR REGULAR-SEASON VICTORIES

The 24 victories ties for the most by a New Mexico team during the regular season. Norm Ellenberger's 1977-78 Lobos were 24-3 heading into the NCAA Tournament while Dave Bliss' 1995-96 team was 24-4 going into the Western Athletic Conference tournament.

LOBOS TIE RECORD FOR ROAD GAME WINS

After going 8-43 in true road games - played on the opponents' home floor - the previous five seasons (2003-07), UNM went 8-6 in 2007-08, tying a school record set three other times: 8-4 in 1972-73, 8-2 in 1977-78 and 8-3 in 1995-96. UNM finished the season with 4 straight conference road triumphs for the first time since a 5-game run in 1998.

The MWC record for road wins is eight as well set by UNLV in 2006-07, Air Force in 2003-04, and equaled by BYU this season.

ROAD STREAKS SNAPPED

Three long losing streaks were broken in 2007-08. On Jan. 5, the Lobos won 99-92 in double overtime at Wyoming, ending a 10-game losing skid to the Cowboys in Laramie.

UNM had lost 7 in a row at Air Force before grounding the Falcons 68-51 on Feb. 20. Three days later, an unsightly 18-game drought came to a halt in Salt Lake City as New Mexico pulled off a 72-71 victory over Utah. It was the Lobos' first win against the Utes at the Huntsman Center since 1989.

HISTORIC IMPROVEMENT MADE

New Mexico was a +9 in wins from last year. That figure ranks as the 5th-biggest improvement in school history. It took New Mexico only 20 games to surpass last year's victory total (15-17) and UNM nearly tripled last year's wins in conference play (4-12). The list of most improved Lobo teams:

| | | |
|-----|---------------|---------------|
| +13 | 15 in 1994-95 | 28 in 1995-96 |
| +12 | 14 in 2003-04 | 26 in 2004-05 |
| +10 | 6 in 1961-62 | 16 in 1962-63 |
| +10 | 14 in 1982-83 | 24 in 1983-84 |
| +9 | 15 in 2006-07 | 24 in 2007-08 |

The Lobos were a +7 in conference games in 2007-08, which is the 2nd-greatest jump of all-time and an argument could be made it's the best ever.

During World War II - when schedules were abbreviated - UNM fashioned a 3-0 record in the Border Conference in 1944 with all three wins coming against Texas Tech. The Lobos jumped to 12-0 in 1945 for an improvement of +9.

AND THE STATS SHOW THE IMPROVEMENT...MOSTLY ON DEFENSE

| All Games | Overall | Road | 3pt% | FG% | Reb. | TO | Scor. |
|-----------|---------|------|------|------|------|------|-------|
| | | | Def. | Mgn. | Mgn. | Def. | |
| 2006-07 | 15-17 | 1-10 | 37.5 | 46.6 | -1.6 | +1.7 | 73.3 |
| 2007-08 | 24-9 | 8-6 | 42.0 | 41.0 | +2.5 | +4.0 | 62.7 |

| MWC | Overall | Road | 3pt% | FG% | Reb. | TO | Scor. |
|---------|---------|------|------|------|------|------|-------|
| | | | Def. | Mgn. | Mgn. | Def. | |
| 2006-07 | 4-12 | 1-7 | 38.9 | 49.4 | -4.5 | +2.3 | 76.0 |
| 2007-08 | 11-5 | 5-3 | 43.0 | 41.8 | +0.6 | +5.6 | 63.6 |

MORE DEFENSE

UNM held opponents to just 41.0% shooting from the floor. That's the 4th-lowest surrendered by a Lobo team in the past 43 years. Opponents averaged 62.7 points a game, the 2nd-lowest since 1983-84.

NEW MEXICO QUICK FACTS

| | |
|-------------------------------|---|
| School: | The University of New Mexico |
| Location: | Albuquerque, New Mexico |
| Enrollment: | 25,767 |
| Founded: | 1889 by Territorial Legislature |
| Colors: | Cherry and Silver |
| Nickname: | Lobos |
| Conference: | Mountain West |
| Arena: | The Pit/Bob King Court (18,018) |
| President: | Dr. David Schmidly |
| Vice President for Athletics: | Paul Krebs |
| Head Coach: | Steve Alford |
| Associate Head Coach: | Craig Neal |
| Assistant Coaches: | Ryan Miller, Chris Walker |
| Director of Operations: | Silvey Dominguez |
| Secretary: | Yolanda Rodriguez |
| Basketball Office: | 505/925-5730 |
| Basketball Office FAX: | 505/925-5759 |
| Trainer: | David Smith |
| Strength & Conditioning: | Aaron Day |
| Managers: | Pat Baca, Gabriel Gabaldon, Mike Mares, Luke Myers, John Mark Sowers |

2007-08 ROSTER BREAKDOWN

Returning Lettermen (7)

| | |
|-----------------|----------------------|
| Tony Danridge | G/F, 6-5, 205, Sr-3L |
| Daniel Faris | P, 6-9, 245, Jr-2L |
| J.R. Giddens | G/F, 6-5, 215, Sr-1L |
| Roman Martinez | G/F, 6-7, 185, So-1L |
| Darren Prentice | G, 6-1, 170, Sr-3L |
| Jamaal Smith | G, 5-9, 175, Sr-1L |
| Chad Toppert | G, 6-7, 215, Jr-2L |

Lettermen Lost (6)

| | |
|------------------|----------------------|
| Jeffrey Henfield | G/F, 6-4, 210, Jr-1L |
| Sean Imadiyi | F, 6-7, 190, Fr-1L |
| Aaron Johnson | F, 6-8, 255, Sr-1L |
| David Kanyinda | G, 6-2, 185, Fr-1L |
| Ryan Kersten | G, 6-1, 195, So-2L |
| Kellen Walter | F, 6-10, 225, Sr-4L |

Newcomers (5)

| | |
|----------------|---------------------|
| Dairese Gary | G, 6-1, 205, Fr-HS |
| Johnnie Harris | F, 6-8, 250, Jr-Tr |
| Kem Nweke | C, 6-10, 290, Fr-HS |
| Monquel Pegues | F, 6-10, 255, Jr-Tr |
| Jonathan Wills | G, 6-5, 185, Fr-HS |

2007-08 MWC PRESEASON POLL

| | |
|---------------------|-----|
| 1. BYU (15) | 181 |
| 2. UNLV (2) | 146 |
| 3. Utah (2) | 142 |
| 4. New Mexico (2) | 128 |
| San Diego State (1) | 128 |
| 6. Wyoming | 120 |
| 7. TCU | 58 |
| 8. Air Force | 54 |
| 9. Colorado State | 33 |

LOBO RECORD BOOK

MOST WINS, SEASON

| | | |
|----|-------|---------|
| 1. | 28-5 | 1995-96 |
| 2. | 26-7 | 2004-05 |
| 3. | 25-10 | 1986-87 |
| | 25-8 | 1996-97 |
| | 25-9 | 1998-99 |
| 6. | 24-4 | 1977-78 |
| | 24-11 | 1983-84 |
| | 24-7 | 1992-93 |
| | 24-8 | 1997-98 |
| | 24-9 | 2007-08 |

3-POINT FIELD GOALS PCT., SEASON

| | Pct. | FGM-FGA | Season |
|----|------|---------|---------|
| 1. | 43.3 | 157-362 | 1988-89 |
| 2. | 42.0 | 271-646 | 2007-08 |
| 3. | 40.2 | 301-748 | 1997-98 |
| 4. | 39.1 | 269-688 | 2004-05 |
| 5. | 39.0 | 238-611 | 1992-93 |

3-POINT FIELD GOALS MADE/GAME, SEASON

| | Avg. | Total | G | Season |
|----|------|-------|----|---------|
| 1. | 9.7 | 300 | 31 | 1993-94 |
| 2. | 9.4 | 301 | 32 | 1997-98 |
| 3. | 9.3 | 299 | 32 | 2006-07 |
| 4. | 8.46 | 237 | 28 | 2003-04 |
| 5. | 8.21 | 271 | 33 | 2007-08 |
| 6. | 8.15 | 269 | 33 | 2004-05 |

3-POINT FIELD GOALS MADE, SEASON

| | Total | Season |
|----|-------|---------|
| 1. | 301 | 1997-98 |
| 2. | 300 | 1993-94 |
| 3. | 299 | 2006-07 |
| 4. | 271 | 2007-08 |
| 5. | 269 | 2004-05 |

SCORING MARGIN, SEASON

| | Mgn. | Season |
|----|------|---------|
| 1. | 14.6 | 1977-78 |
| 2. | 13.1 | 1963-64 |
| 3. | 12.3 | 1996-97 |
| 4. | 11.5 | 1972-73 |
| 5. | 11.4 | 2007-08 |
| 6. | 11.2 | 2004-05 |

TURNOVER MARGIN, SEASON

| | Mgn. | Season |
|----|------|---------|
| 1. | 5.48 | 1978-79 |
| 2. | 4.00 | 2007-08 |
| 3. | 3.17 | 1977-78 |
| 4. | 2.97 | 2000-01 |
| 5. | 2.54 | 1980-81 |

OVERTIME GAMES, SEASON

| | No. | Season |
|----|-----|---------|
| 1. | 5 | 2007-08 |
| 2. | 4 | 1989-90 |
| | 4 | 1994-95 |
| | 4 | 2000-01 |
| | 4 | 2006-07 |

AN UNBELIEVABLE SEASON FOR J.R. GIDDENS

Simply stated, senior **J.R. Giddens** got it done on both ends of the floor over the last six weeks of the season. A look at his game-by-game stats in the last 11 games:

| | FGs | 3FGs | FTs | Reb. | Ast. | Blk. | Stl. | Pts. |
|-------------------|---------------|--------------|--------------|------------|-----------|-----------|-----------|------------|
| Colorado State | 9-11 | 1-1 | 0-0 | 7 | 4 | 2 | 2 | 19 |
| Wyoming | 15-24 | 2-6 | 4-5 | 11 | 3 | 1 | 6 | 36 |
| at SDSU | 7-8 | 3-3 | 5-8 | 11 | 4 | 4 | 2 | 22 |
| TCU | 10-18 | 1-2 | 4-12 | 8 | 3 | 1 | 2 | 25 |
| at Air Force | 4-6 | 2-2 | 4-6 | 7 | 3 | 2 | 2 | 14 |
| at Utah | 9-19 | 1-2 | 0-3 | 7 | 2 | 0 | 2 | 19 |
| BYU | 12-26 | 0-2 | 6-13 | 7 | 3 | 3 | 1 | 30 |
| UNLV | 6-15 | 0-2 | 5-6 | 15 | 5 | 0 | 1 | 17 |
| at Colorado State | 6-11 | 0-0 | 1-2 | 1 | 3 | 1 | 1 | 13 |
| vs. Utah | 9-16 | 0-1 | 10-15 | 17 | 3 | 1 | 1 | 28 |
| at Cal | 10-20 | 1-5 | 5-7 | 13 | 6 | 0 | 2 | 26 |
| Totals | 97-174 | 11-26 | 44-77 | 104 | 39 | 15 | 22 | 223 |
| | 55.7% | 42.3% | 57.1% | 9.5 | 3.5 | 1.4 | 2.0 | 22.6 |

and Giddens was even better in conference games as the stats rankings attest:

| | All Games | Rank | MWC Games | Rank |
|----------|-----------|-------|-----------|-------|
| Scoring | 16.3 | 4th | 18.3 | 1st |
| Rebounds | 8.8 | 1st | 8.3 | 1st |
| FG Pct. | 51.6 | 4th | 52.9 | 3rd |
| Assists | 3.12 | 9th | 3.38 | 7th |
| Blocks | 1.18 | 3rd | 1.31 | t-3rd |
| Steals | 1.42 | t-7th | 1.5 | 6th |

• The perimeter-oriented Giddens was the first guard to lead the MWC in rebounding...he and Andrew Bogut (a 7-footer) are the only two players in the 9-year history of the league to lead the conference in scoring and rebounding in MWC games

• In 2008, Giddens posted single-game highs in the league for scoring (36 vs. Wyoming), rebounds (15 vs. UNLV) and steals (6 vs. Wyoming)

• The honors for J.R.:

- Co-MWC Player of the Year
- District VIII Player of the Year by the United States Basketball Writers Association
- MWC Player of the Year by ESPN.com
- 1st team all-district by the National Association of Basketball Coaches
- Associated Press honorable mention All-America

• Despite ranking 8th in the league in minutes played at 32.2, Giddens was the only player in the MWC who ranked in the top-10 in the MWC in scoring, rebounding, FG pct., assists, steals and blocks

• Giddens is the only Lobo to ever reach 500 points, 250 rebounds, 100 assists, 40 steals and 30 blocks in a season

• Giddens was named MWC Player of the Week a record 5 times in 2007-08

• How much better was Giddens' overall game? It only took him 23 games to set personal season-highs for rebounds, assists, blocks and steals

• At UTEP on Jan. 2, Giddens fell 1 rebound short from becoming the first Lobo in 31 seasons to notch 20 points and 20 rebounds in a game...Jimmy Allen had 21 points and 20 boards in a 112-103 loss at New Mexico State on Dec. 1, 1976...Giddens scored 20 points and set career-highs with 19 rebounds and 7 assists in the overtime victory over the Miners...the 19 rebounds are the most in the MWC this season

NEW MEXICO IN POSTSEASON

The Lobos have now made 28 postseason appearances - 11 NCAA and 17 NIT - and all have come in the past 45 seasons, since 1963-64. UNM has advanced to postseason play 20 times in the past 25 seasons, since 1983-84.

LOBOS IN THE NIT

New Mexico has been in the NIT 17 times, including seven straight appearances between 1984-90. UNM has a 16-18 record.

The Lobos' top two showings came in 1964 when they finished second to Bradley and fourth place in 1990. The Lobos came within an eyelash of advancing to New York in 1988, '89, '92 and 2001, losing in the quarterfinals.

New Mexico has played 19 NIT games in The Pit where it is 13-6 and has won 8 straight games. The last loss was to St. Louis in the 1989 quarterfinals.

The Lobos have never won a true road game in the NIT, having lost all six contests. The last win in the NIT away from Albuquerque was a neutral-court victory over Syracuse at Madison Square Garden in 1967.

DEADEYE FROM LONG RANGE

The Lobos finished 2nd in the nation in 3-point accuracy at 42.0%, converting 271 of 646 attempts. IUPUI was 1st at 42.3%.

UNM's 3-point shooting is the 2nd-best in school history. The 1988-89 Lobos hold the record at 43.3%, however, that squad was just 157 of 362 from beyond the arc.

LOSSES HARD TO SWALLOW

New Mexico's last three losses came by a combined total of 5 points: 70-69 in OT to BYU, 82-80 in overtime to Utah in the MWC Championship and 68-66 at Cal in the 1st round of the NIT. UNM had a chance to tie or win each of the three games in the final seconds, but couldn't get a shot to fall.

PROTECTING THE BALL

The Lobos finished 1st in the MWC with a turnover margin of +5.6 in MWC games. They had 10 or fewer turnovers 16 times, and it happened 11 times in 16 MWC games. UNM averaged just 10.5 turnovers in MWC play, and 8.9 in the last 9 games.

STATISTICAL LEADERS

In all games, the Lobos led the MWC in scoring (74.1 ppg), scoring margin (+11.4), 3-point FGs (8.21 pg) and 3-point percentage (42.0%).

In MWC games only, New Mexico led the league in scoring (72.9 ppg), scoring margin (+9.4), 3-point FGs made (8.5), 3-point FG pct. (43.0%), turnover margin (+5.63) and assist/turnover ratio (1.54).

UNM REACHES 20 WINS AGAIN

New Mexico won 20 games in a season for the 21st time. All have occurred since the 1963-64 season. Steve Alford got his 9th 20-win campaign in 16 full seasons as a head coach.

DOMINANT IN THE PIT

New Mexico was 16-2 at home, winning by an average margin of 20.2 points. The blemishes were a 72-67 loss to San Diego State, a game the Lobos led 24-10 in the first half and 33-25 at halftime, and 70-69 in overtime to BYU.

LOBO BULLET NOTES

- Although UNM shot just 63.4% from the FT line in conference games, it made 81% of its charities (63-78) in crunch time (the last 3 minutes and in OT) in 16 MWC games
- New Mexico was 21-1 when holding opponents to less than 70 points...the only loss was the final one of the season when UNM lost 68-66 at Cal
- UNM has won 21 straight games when holding opponents to less than 60 points
- New Mexico was 11-1 when J.R. Giddens and Chad Toppert reached double figures in scoring, but 13-8 when they didn't
- New Mexico set a school record by playing 5 overtime games...UNM went 3-2
- The Lobos' record by month: 7-0 in November; 5-2 in December; 4-3 in January; 6-2 in February and 2-2 in March

GARY IMPRESSIVE IN LOBO DEBUT

Dairese Gary established himself as one of the top freshman point guards in school history. He started 27 games, the most by a UNM freshman point guard since John Robinson II

2007-08 MWC STANDINGS (Final)

| | MWC | All |
|-----------------------|------------|-------|
| BYU | 14-2 | 27-8 |
| UNLV | 12-4 | 27-8 |
| New Mexico..... | 11-5 | 24-9 |
| San Diego State | 9-7 | 20-13 |
| Air Force | 8-8 | 16-14 |
| Utah | 7-9 | 18-14 |
| TCU | 6-10 | 14-16 |
| Wyoming | 5-11 | 12-18 |
| Colorado State | 0-16 | 7-25 |

FINAL TEAM STATISTICS

| | Avg/Pct. | MWC | NCAA |
|--------------------------|-------------|-----------|-------|
| Scoring Offense | 74.1 | 1st | 72nd |
| Scoring Defense | 62.7 | 3rd | 46th |
| Scoring Margin..... | +11.4 | 1st | 15th |
| FG Pct. | 46.6 | 2nd | 49th |
| FG Pct. Defense..... | 41.0 | 3rd | 44th |
| 3-Pt. FGs / Game | 8.21 | 1st | 41st |
| 3-Pt. FG Pct..... | 42.0 | 1st | 2nd |
| 3-Pt. FG Pct. Def..... | 33.9 | 4th | |
| FT Pct. | 65.9 | 8th | 267th |
| Offensive Rebounds | 10.38 | 5th | |
| Defensive Rebounds..... | 24.31 | 4th | |
| Rebound Margin..... | +2.6 | 4th | 90th |
| Turnovers | 12.22 | 2nd | 27th |
| Assists..... | 16.27 | 2nd | 27th |
| Steals | 6.27 | 5th | 203rd |
| Blocks | 2.67 | 6th | 228th |
| TO Margin | +4.0 | 2nd | |
| Assist/TO Ratio | 1.33 | 2nd | 13th |

INDIVIDUAL

| Daniel Faris | Avg/Pct | Rank |
|--------------------------|------------|-------|
| Offensive Rebounds | 2.12 | 1-5th |

| Dairese Gary | Avg/Pct | Rank |
|--------------|------------|------|
| Assists..... | 3.18 | 8th |
| Steals | 1.33 | 10th |

| J.R. Giddens | Avg/Pct | Rank | NCAA |
|---------------------|-------------|-------------|------|
| Scoring..... | 16.3 | 4th | |
| Rebounding..... | 8.8 | 1st | 44th |
| FG Pct. | 51.6 | 4th | 79th |
| Defensive Rebs..... | 7.06 | 1st | |
| Steals | 1.42 | t-7th | |
| Blocks | 1.18 | 3rd | |
| Assists..... | 3.12 | 9th | |
| Minutes Played..... | 32.21 | 8th | |

| Roman Martinez | Avg/Pct | Rank |
|-----------------------|------------|------|
| Assist/TO Ratio | 1.81 | 9th |

| Darren Prentice | Avg/Pct | Rank |
|-----------------------|------------|------|
| Assist/TO Ratio | 1.97 | 5th |

| Jamaal Smith | Avg/Pct | Rank |
|--------------|------------|------|
| FT Pct. | 78.6 | 5th |

| Chad Toppert | Avg/Pct | Rank | NCAA |
|-----------------------|------------|------------|------|
| Scoring..... | 10.3 | 20th | |
| 3-Pt. FG Pct..... | 48.0 | 1st | 2nd |
| 3-Pt. FGs Made..... | 2.58 | 3rd | 96th |
| Assist/TO Ratio | 2.0 | 4th | |

| Jonathan Wills | Avg/Pct | Rank |
|-----------------------|------------|------|
| Assist/TO Ratio | 1.86 | 8th |

started 30 in 1998-99. Dishing 105 assists, Gary is just the 5th Lobo freshman to record 100 in a season, joining Phil Smith (176 in 1980-81), David Gibson (113 in 1994-95), Robinson II (162 in 1998-99) and Marlon Parmer (115 in 1999-2000). Gary also had 44 steals, second-most ever by a UNM freshman. Phil Smith had 47 in 1980-81. **Gary was the only freshman in the MWC who ranked in the top-10 in assists (8th) and steals (10th).**

FRESHMEN GET PLAYING TIME

The Lobos had two true freshmen in the starting lineup in Dairese Gary and Jonathan Wills. Gary started 28 games, Wills 17, which is the first time in program history that a pair of true freshmen started at least 17 games in a season.

The last time UNM frosh - true and redshirt - had more starts was in 2002-03 when David Chiotti (20), Jeff Hart (5), Mikal Monette (2) and Mark Walters (20) combined for 47.

ATTENDANCE CLIMBS

The Lobos had sellout crowds of 18,018 in their last two home games against BYU and UNLV. The last time UNM had back-to-back sellouts was for Arizona and New Mexico State in November/December of 1996. The last time for consecutive sellouts in conference games was 1994 when Lobo fans bought every ticket for six straight games.

Average attendance for 18 home games in 2007-08 was 14,361, an increase of 1,508 per game over last year's average of 12,853. It's the Lobos' highest average attendance in five years, since 14,679 in 2003-04.

DANRIDGE OUT

The Lobos enjoyed a tremendous season even without one of their best players. Senior Tony Danridge suffered a broken left fibula during a game with teammates on Oct. 4, 2007. He had surgery on Oct. 8 and missed the entire season. Danridge does have a redshirt year available.

A 6-5 senior from San Bernardino, Calif., Danridge averaged 12.5 points and 2.5 rebounds per game in 2006-07 and was named 3rd team All-MWC. He was the only Lobo to play in all 95 games over the past three seasons, not missing a game during his Lobo career.

CAL RECAP AND POSTGAME NOTES

Jamal Boykin made two free throws with 3.7 seconds left, Ryan Anderson scored 26 points and California held off New Mexico 68-66 in the first round of the National Invitation Tournament. DeVon Hardin added 10 points and six rebounds, Jerome Randle scored 11 and Boykin 10 as the Golden Bears made 22 of 31 free throws and shot 48 percent.

J.R. Giddens had 26 points, 13 rebounds and six assists for the Lobos. Giddens scored over Patrick Christopher with 51.2 seconds left to tie the game, then Anderson missed two free throws at 36.2. After Boykin made his free throws, Giddens missed from just inside the 3-point line as the final buzzer sounded. Giddens shot 8-for-14 but also missed two free throws off the front of the rim with 1:41 to play that could have tied the game.

The Bears came out energized and pushed the ball at every chance to score easy baskets and get breakaway dunks. But a small crowd of only 1,906 fans came out to see it.

Cal used a 19-5 run late in the first half on the way to a 37-29 lead at the break despite going 2-for-10 from 3-point range. The Lobos went 5 minutes without scoring during one stretch.

NEW MEXICO IN THE PIT

| | |
|-----------------------------------|------------------------|
| First Game: | Dec. 1, 1966 |
| Total Games: | 740 |
| All-Time Record: | 598-142 (80%) |
| Longest Win Streak: | 41 (2/10/96 - 2/19/98) |
| Total Attendance: | 11,513,572 |
| All-Time Average Attendance: | 15,559 |
| Non-conference games: | 354-65 |
| Conference/Conference Tournament: | 244-77 |
| 80 or more points: | 319-26 |
| 90 or more points: | 172-8 |
| 100 or more points: | 74-1 |
| Overtime: | 18-12 |
| Since 2004-05 season: | 62-10 (87%) |

ATTENDANCE IN THE PIT

| Year | Total | G | Average | Natl. Rank | Record |
|---------------|-------------------|------------|---------------|------------|----------------|
| 1966-67 | 191,669 | 15 | 12,778 | 2nd | 14-1 |
| 1967-68 | 214,563 | 18 | 11,920 | 5th | 16-2 |
| 1968-69 | 191,309 | 14 | 13,665 | 3rd | 12-2 |
| 1969-70 | 191,207 | 14 | 13,673 | 3rd | 10-4 |
| 1970-71 | 212,168 | 15 | 14,144 | 2nd | 10-5 |
| 1971-72 | 186,660 | 14 | 13,333 | 6th | 12-2 |
| 1972-73 | 200,923 | 14 | 14,352 | 6th | 13-1 |
| 1973-74 | 217,913 | 15 | 14,528 | 4th | 15-0 |
| 1974-75 | 210,381 | 15 | 14,025 | 4th | 11-4 |
| 1975-76 | 247,021 | 16 | 15,439 | 2nd | 12-4 |
| 1976-77 | 283,865 | 18 | 15,770 | 2nd | 15-3 |
| 1977-78 | 292,995 | 17 | 17,235 | 2nd | 16-1 |
| 1978-79 | 276,941 | 17 | 16,291 | 3rd | 15-2 |
| 1979-80 | 267,087 | 18 | 14,838 | 7th | 6-12 |
| 1980-81 | 272,525 | 16 | 17,033 | 3rd | 9-7 |
| 1981-82 | 264,404 | 16 | 16,525 | 4th | 13-3 |
| 1982-83 | 277,677 | 17 | 16,334 | 4th | 13-4 |
| 1983-84 | 314,029 | 20 | 15,701 | 7th | 16-4 |
| 1984-85 | 324,941 | 20 | 16,248 | 4th | 14-6 |
| 1985-86 | 306,908 | 18 | 17,050 | 4th | 14-4 |
| 1986-87 | 360,988 | 23 | 15,695 | 8th | 19-4 |
| 1987-88 | 333,369 | 21 | 15,875 | 9th | 19-2 |
| 1988-89 | 344,023 | 20 | 17,201 | 8th | 15-5 |
| 1989-90 | 332,580 | 20 | 16,629 | 8th | 17-3 |
| 1990-91 | 295,042 | 17 | 17,355 | 7th | 15-2 |
| 1991-92 | 312,091 | 20 | 15,605 | 11th | 15-5 |
| 1992-93 | 258,308 | 16 | 16,144 | 7th | 15-1 |
| 1993-94 | 286,419 | 17 | 16,648 | 8th | 16-1 |
| 1994-95 | 321,691 | 20 | 16,085 | 9th | 12-8 |
| 1995-96 | 320,517 | 20 | 16,026 | 9th | 19-1 |
| 1996-97 | 309,122 | 18 | 17,173 | 6th | 18-0 |
| 1997-98 | 282,002 | 16 | 17,625 | 7th | 15-1 |
| 1998-99 | 347,721 | 20 | 17,386 | 6th | 19-1 |
| 1999-00 | 328,867 | 20 | 16,443 | 8th | 13-7 |
| 2000-01 | 311,940 | 19 | 16,418 | 8th | 15-4 |
| 2001-02 | 312,090 | 19 | 16,426 | 7th | 14-5 |
| 2002-03 | 258,161 | 17 | 15,186 | 12th | 10-7 |
| 2003-04 | 264,227 | 18 | 14,679 | 15th | 14-4 |
| 2004-05 | 271,864 | 19 | 14,309 | 14th | 18-1 |
| 2005-06 | 227,575 | 17 | 13,387 | 21st | 15-2 |
| 2006-07 | 231,346 | 18 | 12,853 | 23rd | 13-5 |
| 2007-08 | 258,493 | 18 | 14,361 | — | 16-2 |
| Totals | 11,513,572 | 740 | 15,559 | — | 598-142 |

boldface indicates school records

GREATEST COMEBACKS TO WIN

| Deficit | Time | Period | Opponent/Date | Final Score |
|-------------------|-------|--------|-----------------------------------|--------------------|
| 20 (11-31) | 5:30 | 1st | at Hawai'i / Jan. 15, 1993 | 61-58 |
| 18 (12-30) | 3:26 | 1st | at Wyoming / Feb. 18, 1995 | 62-61 |
| 18 (40-58) | 19:05 | 2nd | Texas-Pan American / Dec. 8, 1998 | 101-94 |
| 17 (13-30) | :48 | 1st | at UTEP / Jan. 20, 1996 | 64-60 |
| 16 (32-48) | — | Half | at Wyoming / Jan. 5, 2008 | 99-92 (ZOT) |
| 15 (8-23) | 12:15 | 1st | Southern Cal / Dec. 2, 1982 | 77-74 |
| 15 (28-43) | Half | — | Arizona / Jan. 16, 1999 | 79-78 |
| 15 (27-42) | 6:17 | 1st | DePaul / Nov. 13, 1998 | 82-81 |

LOBO RECORD BOOK

REBOUNDS, SEASON

| | | |
|-----|-----|-----------------------|
| 1. | 375 | Tom King, 1960-61 |
| 10. | 301 | Bill Hagins, 1974-75 |
| 11. | 297 | Kenny Thomas, 1997-98 |
| 12. | 290 | J.R. Giddens, 2007-08 |

CONSECUTIVE GAMES, 3-POINT SHOT MADE

| | | |
|----|----|----------------------------------|
| 1. | 35 | Ruben Douglas, 2001-02 / 2002-03 |
| 2. | 29 | Troy DeVries, 2004-05 |
| 3. | 27 | Charles Smith, 1996-97 |
| 4. | 22 | Ike Williams, 1992-93 |
| 5. | 21 | Lamont Long, 1999-2000 |
| | 21 | Chad Toppert, 2007-08 |

3-POINT FIELD GOALS MADE, SEASON

| | | |
|----|-----|-----------------------|
| 1. | 102 | Kevin Henry, 1999 |
| 2. | 96 | Clayton Shields, 1997 |
| 3. | 94 | Marlow White, 1994 |
| | 94 | Ruben Douglas, 2003 |
| 5. | 93 | Troy DeVries, 2005 |
| 6. | 90 | Clayton Shields, 1998 |
| 7. | 85 | Chad Toppert, 2008 |
| | 85 | Chad Toppert, 2007 |

3-POINT FIELD GOAL PCT., SEASON

| | | |
|----|---------------|---------------------|
| 1. | 51.3 (80-156) | Royce Olney, 1998 |
| 2. | 49.1 (83-169) | Rob Robbins, 1989 |
| 3. | 48.8 (39-80) | Tim Lightfoot, 2002 |
| 4. | 48.7 (38-78) | Jamaal Smith, 2008 |
| 5. | 48.0 (85-177) | Chad Toppert, 2008 |
| 6. | 46.4 (85-183) | Chad Toppert, 2007 |

3-POINT FIELD GOALS MADE, CAREER

| | | |
|----|-----|--------------------------|
| 1. | 285 | Clayton Shields, 1995-98 |
| 2. | 264 | Rob Robbins, 1988-91 |
| 3. | 218 | Ruben Douglas, 2001-03 |
| 4. | 207 | Charles Smith, 1994-97 |
| 5. | 197 | Kevin Henry, 1998-2000 |
| 6. | 184 | Chad Toppert, 2006-08 |

3-POINT FIELD GOAL PCT., CAREER

| | | |
|----|-----------------|-----------------------|
| 1. | 45.66 (184-403) | Chad Toppert, 2006-08 |
| 2. | 44.95 (147-327) | Troy DeVries, 2004-05 |
| 3. | 44.1 (78-177) | Willie Banks, 1989-92 |
| 4. | 42.7 (71-166) | Kelly Graves, 1986-87 |
| 5. | 42.6 (174-408) | Royce Olney, 1995-98 |

FREE THROW PCT., CAREER

| | | |
|----|----------------|------------------------|
| 1. | 88.8 (309-348) | Rob Robbins, 1988-91 |
| 2. | 83.9 (188-224) | Tommy Roberts, 1971-73 |
| 3. | 83.0 (488-588) | Ruben Douglas, 2001-03 |
| 4. | 82.4 (168-204) | Greg Brown, 1993-94 |
| 5. | 81.7 (156-191) | Ron Nelson, 1967-68 |
| 6. | 80.9 (170-210) | Bob Martin, 1957-58 |
| 7. | 80.2 (158-197) | Jamaal Smith, 2006-08 |

ASSISTS, UNM FRESHMAN

| | | |
|----|-----|---------------------------|
| 1. | 176 | Phil Smith, 1980-81 |
| 2. | 162 | John Robinson II, 1998-99 |
| 3. | 115 | Marlon Parmer, 1999-2000 |
| 4. | 113 | David Gibson, 1994-95 |
| 5. | 105 | Dairese Gary, 2007-08 |

• The Lobos had been 21-0 this season when holding opponents under 70 points

• New Mexico trailed 37-24 with 1:45 left in the 1st half, but eventually tied the score at 53-all and it was 66-66 in the final minute of the game

• UNM's undoing was at the foul line where it started just 2 of 9 and finished 9 of 20, or 45%, which is the worst accuracy of the 2007-08 season

• The Lobos also shot just 28% (7-25) from the 3-point line...they came into the game leading the nation in 3-point shooting at 42.5%...UNM finishes the season at 42%

• Cal's Ryan Anderson scored 26 points, the most against New Mexico this season

Senior J.R. Giddens

- 26 points and 13 rebounds for his 11th double-double of the season and 3rd in the last 4 games...also had 6 assists and 2 steals in 39 minutes
- 54 points, 30 rebounds and 7 assists in his final 2 collegiate games
- averaged 22.6 points and 9.5 rebounds in his final 11 games at UNM
- finished his senior season with 537 points (16.3 ppg), 290 rebounds (8.8 rpg), 103 assists, 47 steals and 39 blocks

IT WAS A REAL T.E.A.M.

Some interesting facts about the 10-man Lobos team:

• All 10 Lobos played in all but two games: San Diego State when Jonathan Wills did not see any time and Darren Prentice at home against Wyoming for a violation of team rules... all 10 averaged at least 11.5 minutes a game

• Amazingly, only 38 times did a Lobo not get into the scoring column this season...it was the same with rebounding: just 42 times did a Lobo fail to get a carom

• Eight different players - out of 10 on the roster - led the team in scoring, and that happened in the first 14 games

NICE BENCH

And, since everyone played the Lobo bench has made huge contributions. UNM's reserves scored 36.1% (884 of 2,446) of the points and pulled down 32.9% (333 of 1,013) of the individual rebounds. Those were averages of 26.8 points and 10.1 rebounds.

A Lobo came off the bench to score in double figures 31 times: Jamaal Smith (11), Chad Toppert (10), Darren Prentice (8) and Roman Martinez (2).

HOLDING DOWN SOME OF THE BIG GUNS

New Mexico really put the clamps on the opponents' top scorers in several games:

• University of San Diego Dec. 8: USD's top-2 scorers - Brandon Johnson and Gyno Pomare - were held to a combined 14 points and 4 rebounds...they came into the game averaging 31.6 points and 10.7 rebounds...Pomare had a season-low 4 points

• Texas Tech Dec. 15: Martin Zeno and Alan Voskuil had 5 points and 0 rebounds...the duo was averaging 30.3 points and 10.1 rebounds...Zeno was held scoreless and had just 1 FG attempt in 5 minutes, while Voskuil (1-6 FGs) didn't score until 3:31 into the 2nd half on 2 FTs

• UTEP Jan. 2: Stefon Jackson had 17 points on 5-15 shooting, 7-8 FTs, and 1 rebound...Jackson came into the game 6th in the nation in scoring, averaging 25.5 points, and a team-high 5 rebounds...he scored just 2 points and had no rebounds in the 1st half

• Air Force Jan. 19 and Feb. 20: UNM held Tim Anderson to 5 points on 1 of 7 shooting...he came into the game leading the team at 15.1 ppg...on Feb. 20, he was held to 7 points...he came in averaging 14.8

• Colorado State Feb. 5 and March 8: Marcus Walker came into the Feb. 5 game leading the MWC in scoring at 18.6 ppg, and 23.6 ppg in conference games...he finished with 11 points on 3 of 12 shooting, including 0 of 6 from 3-point...on March 8, he had 6 points on 1 of 7 FGs and 0-4 from 3-point

UNM HOME WINNING STREAKS

41 Feb. 10, 1996 (UTEP) to Feb. 26, 1998 (BYU)
 24 Dec. 3, 1973 (Oregon St.) to Jan. 25, 1975 (BYU)
 21 Dec. 28, 2004 (Miss. Valley St.) to Feb. 1, 2006 (BYU)
 21 Dec. 21, 1991 (Tenn. St.) to Jan. 21, 1993 (CSU)
 17 Feb. 15, 1990 (BYU) to Jan. 5, 1991 (Wyoming)
 17 Jan. 4, 1978 (Puget Sound) to Dec. 30, 1978 (Idaho St.)
 16 Mar. 3, 1966 (Ariz.) to Mar. 4, 1967 (Wyoming)
 16 Dec. 16, 1967 (Pepperdine) to Mar. 15, 1968 (Santa Clara)
 16 Nov. 13, 1998 (DePaul) to Feb. 1, 1999 (Utah)

NEW MEXICO SINCE 1983-84

| Year | Record | Postseason |
|--------------|--------|------------|
| 1983-84..... | 24-11 | NIT (0-1) |
| 1984-85..... | 19-13 | NIT (1-1) |
| 1985-86..... | 17-14 | NIT (0-1) |
| 1986-87..... | 25-10 | NIT (0-1) |
| 1987-88..... | 22-14 | NIT (2-1) |
| 1988-89..... | 22-11 | NIT (2-1) |
| 1989-90..... | 20-14 | NIT (3-2) |
| 1990-91..... | 20-10 | NCAA (0-1) |
| 1991-92..... | 20-13 | NIT (2-1) |
| 1992-93..... | 24-7 | NCAA (0-1) |
| 1993-94..... | 23-8 | NCAA (0-1) |
| 1994-95..... | 15-15 | — |
| 1995-96..... | 28-5 | NCAA (1-1) |
| 1996-97..... | 25-8 | NCAA (1-1) |
| 1997-98..... | 24-8 | NCAA (1-1) |
| 1998-99..... | 25-9 | NCAA (1-1) |
| 1999-00..... | 18-14 | NIT (1-1) |
| 2000-01..... | 21-13 | NIT (2-1) |
| 2001-02..... | 16-14 | NIT (0-1) |
| 2002-03..... | 10-18 | — |
| 2003-04..... | 14-14 | — |
| 2004-05..... | 26-7 | NCAA (0-1) |
| 2005-06..... | 17-13 | — |
| 2006-07..... | 15-17 | — |
| 2007-08..... | 24-9 | NIT (0-1) |

3-POINT STREAK INTACT

UNM has made at least one 3-pointer in 581 straight games...the last time it didn't was Jan. 3, 1991, missing on 8 attempts against Colorado State...since the 3-point shot became part of college basketball in 1986-87, the Lobos have made 10 or more 108 times...the record in those games is 83-25:

| Season | 3FG-A | Pct. |
|--------------|---------|------|
| 1992-93..... | 238-611 | 390 |
| 1993-94..... | 300-782 | 384 |
| 1994-95..... | 199-579 | 344 |
| 1995-96..... | 220-578 | 381 |
| 1996-97..... | 245-656 | 373 |
| 1997-98..... | 301-748 | 402 |
| 1998-99..... | 247-667 | 370 |
| 1999-00..... | 155-459 | 338 |
| 2000-01..... | 183-534 | 343 |
| 2001-02..... | 180-477 | 377 |
| 2002-03..... | 222-613 | 362 |
| 2003-04..... | 237-631 | 376 |
| 2004-05..... | 269-688 | 391 |
| 2005-06..... | 193-558 | 346 |
| 2006-07..... | 299-797 | 375 |
| 2007-08..... | 271-646 | 420 |

• Wyoming Feb 9: Brandon Ewing, the Cowboys' leading scorer at 17.5 ppg, was held to a season-low 6 points, and was scoreless in the 2nd half

• TCU Feb. 16: The Lobos held TCU leading scorer Kevin Langford to just 4 points on 0 of 6 shooting from the floor...he came into the game averaging 14.1 points

• UNLV March 5: Curtis Terry came into the game averaging 10.3 points, but finished with just 4 on 1 of 7 shooting from the floor

3-POINT RECORD FALLS

The Lobos' 81.8% (9-11) accuracy from 3-point against Texas Tech is a school record and it tied the Mountain West Conference record (San Diego State - Dec. 15, 2006). The previous UNM record was 72.2% (13-18) vs. San Francisco State in 2003.

TOPPERT NO. 1 FROM 3

Junior Chad Toppert will enter his senior year holding the top spot as UNM's most accurate 3-point shooter. He has made 45.66% (184-403) of his tries. Toppert was 1st in the league in 3-point accuracy (48.0%) and 3rd in treys per game (2.58 a game).

A REAL PEACH BASKET START

In New Mexico's 59-44 win over Air Force on Jan. 19, the score was 0-0 until the 14:42 mark of the first half. That's when J.R. Giddens got a steal and a breakaway layin. The basket came on the Lobos' 9th possession of the game.

Air Force's first points came shortly thereafter at the 14:10 mark on a 3-pointer by Andrew Henke. The Falcons missed their first 5 shots, got the 3-pointer from Henke, then missed their next 9 to start 1 of 15 from the floor.

RALLY TIME

When the Lobos beat Wyoming 99-92 in double overtime on Jan. 5, they staged the largest second-half comeback in a road game in school history. UNM trailed 48-32 at halftime. It ranks as the 5th largest deficit overcome regardless of location. New Mexico's largest comeback was Jan. 15, 1993, at Hawai'i when it rallied from 20 points (31-11) to win 61-58.

HAPPY NEW YEAR

The Lobos began the New Year in style by doing something it had never done before: prevailing in consecutive overtime games, and on the road no less.

UNM squeaked past a fired-up UTEP squad 86-85 in overtime on Jan. 2. That was followed by a grind-it-out 99-92 double-overtime victory at Wyoming on Jan. 5, the Lobos' first win over the Cowboys at the Arena-Auditorium since 1995. New Mexico trailed Wyoming 48-32 at halftime, so it marked the largest second-half comeback on the road in school history.

SUPERLATIVES IN O-T WIN AT UTEP

The Lobos established some new standards in the 86-85 OT win over UTEP on Jan. 2:

• J.R. Giddens' 19 rebounds were the most by a UTEP opponent since Nevada's Richard Sturgis collected 19 boards in Reno on Jan. 27, 2001...Giddens' 19 rebounds were also a Haskins Center record by an opposing player

• The Lobos' 52 free throw attempts were the most by a Miner foe since Missouri shot 55 on Dec. 8, 1973 in Columbia...the 52 free throw attempts were a Haskins Center record, and the 37 free throws made were a Haskins Center opponent record

• UNM's 56 rebounds were a Haskins Center opponent record, and the most boards by a UTEP opponent since Washington also collected 56 in a preseason NIT game in Denver on Nov. 22, 1985

BIG-TIME DEFENSE AGAINST WEBER STATE

New Mexico side-swiped Weber State 62-32 at home on Dec. 23. The 32 points ties for the fewest by a Lobo opponent in The Pit, which opened in December of 1966. UNM beat BYU 74-32 on Feb. 3, 1997.

It also ties for the fewest points allowed by a Steve Alford-coached team during his 17-year coaching career. On March 12, 1999, Alford's Southwest Missouri State squad beat Wisconsin 43-32 in the 1st round of the NCAA Tournament in Charlotte N.C.

It was 34-12 UNM at halftime. The 12 points are the fewest by a UNM opponent in the first half since Dec. 29, 1972, when the Lobos had a 40-9 halftime lead over Dartmouth.

IT'S A FIRST FOR LOBO HOOPS

For the first time since the 3-point shot was introduced into college basketball before the 1986-87 season, UNM canned at least 13 3-pointers in three straight games. The historic feat came during the Basketball Travelers Invitational when the Lobos were 13 of 28 against Presbyterian, 13 of 28 against St. Bonaventure and 13 of 26 against Loyola Marymount. That's a 47.6% clip for the 3-game tournament.

3s AND COUNTING

UNM has made a 3-pointer in 581 straight games, the 11th-longest active streak in NCAA Div. I. UNLV is 1st at more than 700 games. The last time UNM failed to connect from long range was Jan. 3, 1991, missing on 8 attempts against Colorado State in The Pit.

DISHIN' IT

The 28 assists in the 92-57 win over Eastern Washington is UNM's highest total in 10 years, since it had 32 in a 112-61 victory over Holy Cross on Dec. 29, 1997. The Lobos averaged 16.3 assists a game compared to 15.1 in 2006-07.

STATS TRENDS

- Since 2003-04, New Mexico is 82-7 when it shoots better than its opponent...the record is 118-11 since 2000-01
- The Lobos have won 21 straight games when allowing less than 60 points, and they are 42-2 since 2004-05
- Since 2004-05, the Lobos are 70-14 when they lead at halftime...10 of the losses came during the 2005-06 and 2006-07 seasons

UNM ALL-TIME IN THE MWC

New Mexico has a 63-69 record in the Mountain West Conference, 45-21 in The Pit and 17-48 on the road. UNM is 12-40 in league road games since 2001, 7-37 through 2006, but 5-3 this season.

SEASON NO. 105

The 2007-08 season was the 105th in school history. The Lobos first laced up the hightops on Feb. 2, 1900, when they lost 8-6 to the Albuquerque Guards. While 2007-08 was actually the 106th anniversary of the inaugural year, UNM did not field a team for various reasons in 1900-01, 1903-04, 1917-18 and 1920-21.

UNM has played continuously since 1921-22, compiling an all-time record of 1,288-1,006 (.560). New Mexico was 420-498 (.457) from 1900-62, but has gone 868-508 (.631) over the past 46 seasons, an average of nearly 19 wins per year.

UNM has made 28 trips to postseason, including 11 appearances in the NCAA Tournament and 17 showings in the NIT.

NEW NAMES AND FACES GREETED THE LOBOS

In what had to be a first in the history of Lobo basketball, UNM played 17 regular-season games against 11 teams that had first-year head coaches. The list:

Jeff Bzdelik - Colorado
Kirk Earlywine - Eastern Washington
Mark Schmidt - St. Bonaventure
Hawaii - Bob Nash*
Southern Utah - Roger Reid
New Mexico State - Marvin Menzies*
San Diego - Bill Grier*
Wyoming - Heath Schroyer
Air Force - Jeff Reynolds
Utah - Jim Boylen*
Colorado State - Tim Miles
*1st head coaching position

42ND SEASON IN THE PIT

One of college basketball's most famous and recognizable buildings, University Arena is the home of New Mexico basketball.

The 2007-08 season was the 42nd year that University Arena has served as home for Lobo hoops. The first game was played on Dec. 1, 1966, with New Mexico beating Abilene Christian 62-53. A total of 740 games have been played overall. The Lobos have come away the victor in 598 of those – good for a stunning .808 winning percentage.

What is even more impressive about UNM's home court is that more than 11.5 million fans have flocked into this sunken edifice to see their beloved Lobos play basketball. The Lobos have averaged 15,559 fans the past 42 years, an amazing 95% of capacity.

The Lobos have finished second in the nation in attendance five times, third on four occasions and fourth six times.

UNM hosted NCAA men's basketball tournament action nine times, including the NCAA Championship in 1983 and the 1988 McDonald's High School All-American basketball game.

The Pit is built in a 37-foot hole on Albuquerque's southeast mesa. First the roof was constructed, then the hole was dug and the Arena built. That all happened in 1966. The unique Behlen roof (338 by 300 feet) was set up by contractors and then 55,000 cubic yards of earth were removed. About 28,000 yards of concrete were poured in the initial construction, which allowed a seating capacity of 14,831. The cost – an incredibly economical \$1.4 million.

Arena expansion was undertaken when it became apparent that fan interest was too great even for the original structure. The expansion in 1975 cost near \$2.2 million and involved the extension of a cantilevered deck above the existing facility. There are six rows in the deck, with a seating capacity of 2,300. Reserved standing-room-only spots increase The Pit's capacity to 18,018.

PIT TO GET BIG-TIME MAKEOVER

Major renovations to The Pit could start late in 2008. The cost of the project could range from \$50-60 million. The University of New Mexico Board of Regents recently gave preliminary approval for a \$20-25 million bond. The rest of the funding will come from the state and private sources. Gov. Bill Richardson pledged funding for Pit renovations in January of 2006. The venerable arena opened Dec. 1, 1966. All renovations in the past 40 years have been limited to locker rooms and offices. Although specific details are being finalized, the scope of work is expected to include the following:

- new entrances, ticket office and novelty store
- new men's and women's locker rooms
- expanding the north, east and west concourses to allow for the construction of new restrooms and concession stands
- building suites on the mezzanine level of the east and west sides
- connecting the Davalos Center to The Pit
- possibility of adding a third floor to the north end of the arena for a restaurant
- videoboards

SEASON TICKETS SURPASS 10,000

Season tickets climbed above 10,000 for the first time since the 2003-04 season when UNM sold 10,598. The final count for 2007-08 is 10,096. UNM sold at least 10,000 season tickets for 30 consecutive seasons between 1974-75 and 2003-04.

Lobos Sign Highly-Rated Five-Member Recruiting Class

New Mexico's 2008 incoming class ranked No. 9 in the nation by ESPN.com

Nov. 16, 2007

University of New Mexico men's basketball head coach Steve Alford announced the signing of five highly touted student-athletes to National Letters of Intent to attend UNM in the fall of 2008. This recruiting class, put together by Alford and his staff, has been rated as high as No. 9 in the nation by ESPN.com.

"This is a very exciting class," stated Alford. "I appreciate the work the staff has put in to it. To get five kids from Texas, which is a very important state for us to recruit, is an excellent accomplishment for our program. The caliber of both the student and the player we are getting keeps Lobo basketball moving in a positive direction. I couldn't be more excited about this recruiting class."

Making up the 2008 class of recruits are: Will Brown, a 6-9 forward from Dallas, Texas (Patterson (N.C.) Prep); Curtis Dennis, a 6-4 guard/forward, from Bronx, N.Y. (Findlay (Las Vegas, Nev.) Prep); Nate Garth, a 6-3 point guard from Dallas, Texas (Hamilton (Tenn.) HS); Phillip McDonald, a 6-5 shooting guard from Cypress, Texas (Cypress HS); and Isaiah Rusher, a 6-10 forward from Houston, Texas (Genesis One (Mendenhall, Miss.) Prep).

All five of the Lobo signees have ties to the state of Texas, a major recruiting target for the Lobo men's basketball staff. Brown, Dennis, McDonald and Rusher all played for the Houston area T-MAC All-Stars AAU Team. Nate Garth is a Texas native and played his junior season for Dallas's Woodrow Wilson High School.

Will Brown - F - 6-9 - 225 - Dallas, Texas (Patterson (N.C.) Prep)

Rated a three-star recruit by Rivals.com and Scout.com...strong power forward who is an excellent rebounder...named the top power forward signee in the Mountain West Conference by Rivals.com...currently attending the Patterson Prep School in Lenoir, N.C...Patterson School enters the season as the second ranked prep school in the nation according to Scout.com...ranked in the top-10 by TexasHoops.com before transferring to Patterson...**PERSONAL**...full name is William Ben Brown...born October, 3, 1989.

Coach Alford on Will Brown - "Will gives us a presence inside because he has very good strength. He will come in as a freshman with the ability to impact the team immediately. He's got a great body, but he is also a big man that can play inside out."

Curtis Dennis - G/F - 6-5 - 195 - Bronx, N.Y. (Findlay College (Las Vegas, Nev.) Prep)

Rated a three-star recruit by Scout.com...averaged 24.5 ppg at Blessed Sacrament-St. Gabriel HS in New York last season...playing this season at Findlay College Prep in Las Vegas, Nev...Findlay College Prep enters the season as the No. 7 prep school in the nation according to Scout.com...athletic combination guard/forward...Ranks as the 13th best prep school player in the country by Scout.com...**PERSONAL**...full name is Curtis Lamont Dennis...born January 15, 1988.

Coach Alford on Curtis Dennis - "Curtis will continue the trend of big guards that we have at New Mexico. He's someone that can really shoot the ball and he understands the game. His ability to score will really help us."

Nate Garth - G - 6-3 - 180 - Dallas, Texas (Hamilton (Memphis, Tenn) HS)

Standout point guard for Woodrow Wilson High School in Dallas, Texas....Averaged 15.1 ppg and 8.4 assists per game as a junior...ranked No. 16 on TexasHoops.com's list of 2008 graduates...three-star recruit by Rivals.com...will play his senior year at Hamilton High School in Memphis, Tenn...named the top point guard signee in the Mountain West Conference by Rivals.com...**PERSONAL**...full name is Nathen Garth...born October 22, 1989.

Coach Alford on Nate Garth - "He's a point guard, and with losing Jamal (Smith to graduation) we are going to need a point guard. We are fortunate to get somebody that understands how to play the game at that position the way Nate understands the game."

Phillip McDonald - G - 6-5 - 190 - Cypress, Texas (Cypress Springs HS)

Sharpshooting guard who is rated as one of the top players in the state of Texas...four-star recruit and listed among the top-100 players in the country by Rivals.com and Scout.com...named the top shooting guard signee in the Mountain West Conference by Rivals.com...rated in the top-10 in Texas by TexasHoops.com...**PERSONAL**...Full name is Phillip Michael McDonald...born July 25, 1989.

Coach Alford on Phillip McDonald - "Phillip is one of those guys that has the unique ability to really shoot the basketball. Watching kids this summer, he's as good a shooter as I saw all summer long. He also has great athletic ability to go with his excellent shooting touch."

Isaiah Rusher - F - 6-9 - 235 - Houston, Texas (Genesis One (Miss.) Prep)

Rated a three-star recruit by Rivals.com and Scout.com...very physical player who can score inside...averaged 12 points, 10 rebounds and four blocks per game at Kashmere High School in Houston last season...will play this season at Genesis One Christian school in Mendenhall, Miss...rated as a top-10 player by TexasHoops.com before transferring to Genesis One...**PERSONAL**...Full name is Isaiah Nathaniel Rusher...born April 14, 1988.

Coach Alford on Isaiah Rusher - "Isaiah is a lot like Reggie Evans, who I coached at Iowa. He is just a warrior. He is one that will immediately demand respect and get a lot of attention inside because of the way he goes about playing. He's extremely athletic and will add to our size up front."

HEAD COACH STEVE ALFORD

Steve Alford was named the school's 19th head men's basketball coach on March 23, 2007. Alford spent the past eight seasons as the head coach at the University of Iowa.

Alford, 43, has a 332-192 (63%) career record in 17 seasons as a collegiate head coach. His teams have qualified for postseason play 11 times, produced 13 winning seasons and reached 20 wins on nine occasions.

In eight seasons at Iowa, Alford compiled a 152-106 record with a school-record seven consecutive winning seasons, and six postseason appearances. The Hawkeyes won two Big Ten Conference tournament titles (2001 and '06). Iowa was 17-14 in 2006-07. It was 9-7 in the Big Ten, tied with NCAA teams Illinois and Purdue for fourth place.

Prior to Iowa, Alford posted a 78-29 record in four seasons (1992-95) at NCAA Division III Manchester (Ind.) College and a four-year (1996-99) record of 78-48 at Southwest Missouri State (now Missouri State). The Bears defeated Wisconsin and Tennessee to advance to the Sweet 16 of the 1999 NCAA Tournament before losing to top-ranked Duke in the regional semifinals. In 1997 Alford led the Bears to a 24-9 record (second in the Missouri Valley Conference) and a trip to the National Invitation Tournament.

The Bears were 16-12 in Alford's first season at the Division I level in 1995-96. In 1997-98 Southwest Missouri won 12 of its final 18 games, posting a final record of 16-16 while advancing to the title game of the MVC postseason tournament for the second straight season. Alford joined the collegiate coaching ranks at Manchester College in 1992, taking over a team that had lost its first eight games. After winning four of 20 games that season, Alford led Manchester to a 20-8 mark in his first full year of 1992-93.

The following season Manchester was 23-4 followed by a 31-1 mark in his fourth and final season. Manchester won three straight conference tournament titles from 1993-95, advancing to the NCAA Division III Tournament all three seasons.

Manchester advanced to the 1995 NCAA Division III championship game before suffering its first defeat in 32 games to place second in the nation. Alford was named Indiana Collegiate Conference coach of the year in 1993, 1994 and 1995 and his record was 74-13 over his final three seasons.

A native of New Castle, Ind., Alford was a prep standout for his father, Sam Alford, at New Castle Chrysler High School. He earned Indiana's Mr. Basketball

Award in 1983 after averaging 37.7 points per game as a senior.

During his collegiate career at Indiana, Alford started all but five of 125 games, helping the Hoosiers post a four-year mark of 92-35. Alford served as head coach Bob Knight's team captain in 1987 when Indiana posted a 30-4 overall record and won the national championship.

Alford concluded his college career as Indiana's all-time scoring leader with 2,438 points and he became the first player to win the Indiana MVP award four times. He is also Indiana's career leader in steals and three-point field goal percentage. Alford was a consensus first team all-America selection and the Big Ten MVP as a senior.

Alford earned first team all-Big Ten honors in each of his final three seasons and also earned all-America honors as a junior. He was named to the NIT all-tourney team as a sophomore when the Hoosiers finished second to UCLA. His career free throw percentage of .897 (535-596) ranks fourth best in NCAA history and he led the nation in free throw percentage as a freshman.

Alford was named to the all-tournament team at the 1987 NCAA Final Four and to the NCAA tournament all-decade team for the 1980s. He set an NCAA Final Four record when he made 7 of 10 3-point baskets in the 1987 championship game victory over Syracuse. In 1997, Alford was inducted into the Indiana University Athletics Hall of Fame and in 2001 he was one of 15 players selected to Indiana's all-Century team. He was one of five players named to ESPN's Big Ten Conference Silver Anniversary team in 2004. The Sporting News recently published Legends of College Basketball, a publication that recalled the careers of the 100 greatest Division I college basketball players. Alford was No. 35 on the list.

Following his freshman season at Indiana, Alford was selected to play for the United States basketball team at the 1984 Olympic Games in Los Angeles. Alford shot 64.4% percent from the field, averaged 10.3 points per game and was second on the team in assists as the U.S. collegians won the gold medal.

Alford was born Nov. 23, 1964, in Franklin, Ind. He holds a bachelor's degree in business from Indiana University. Alford is married to the former Tanya Frost, whom he has known since the two were schoolmates in grade school in New Castle. The Alfords have three children: Kory, Bryce and Kayla.

STEVE ALFORD PROFILE

Coaching Experience

| | |
|--------------|--------------------------------------|
| 1991-95 | Head Coach, Manchester College |
| 1995-99 | Head Coach, Southwest Missouri State |
| 1999-07 | Head Coach, University of Iowa |
| 2007-Present | Head Coach, University of New Mexico |

Year-By-Year Coaching Record

| Year | School | Overall | | Conference | | | Postseason |
|-----------------------------|--------------------|----------------|-------------|----------------|-------------|------|------------|
| | | W-L | Pct. | W-L | Pct. | Pl. | |
| 1991-92 | Manchester | 4-16 | .200 | 3-11 | .214 | 8th | |
| 1992-93 | Manchester | 20-8 | .714 | 7-5 | .583 | T3rd | NCAA |
| 1993-94 | Manchester | 23-4 | .852 | 10-2 | .833 | 1st | NCAA |
| 1994-95 | Manchester | 31-1 | .969 | 12-0 | 1.000 | 1st | NCAA |
| 4-year total | | 78-29 | .729 | 32-18 | .640 | | |
| 1995-96 | Southwest Missouri | 16-12 | .571 | 11-7 | .611 | 4th | — |
| 1996-97 | Southwest Missouri | 24-9 | .727 | 12-6 | .667 | T2nd | NIT |
| 1997-98 | Southwest Missouri | 16-16 | .500 | 11-7 | .611 | T3rd | — |
| 1998-99 | Southwest Missouri | 22-11 | .667 | 11-7 | .611 | T2nd | NCAA |
| 4-year total | | 78-48 | .619 | 45-27 | .625 | | |
| 1999-00 | Iowa | 14-16 | .467 | 6-10 | .375 | T7th | — |
| 2000-01 | Iowa | 23-12 | .657 | 7-9 | .438 | T6th | NCAA |
| 2001-02 | Iowa | 19-16 | .543 | 5-11 | .313 | T8th | NIT |
| 2002-03 | Iowa | 17-14 | .548 | 7-9 | .438 | T8th | NIT |
| 2003-04 | Iowa | 16-13 | .552 | 9-7 | .563 | 4th | NIT |
| 2004-05 | Iowa | 21-12 | .636 | 7-9 | .438 | 7th | NCAA |
| 2005-06 | Iowa | 25-9 | .735 | 11-5 | .688 | T2nd | NCAA |
| 2006-07 | Iowa | 17-14 | .548 | 9-7 | .563 | T4th | — |
| 8-year total | | 152-106 | .589 | 61-67 | .477 | | |
| 2007-08 | New Mexico | 24-9 | .728 | 11-5 | .688 | | |
| 17-year career total | | 332-192 | .633 | 149-117 | .560 | | |

Coaching Honors

Indiana Collegiate Conference Coach of the Year - 1993, '94, '95

Playing Experience

| | |
|---------|-----------------------------|
| 1984-87 | Indiana University |
| 1984 | USA Olympic Basketball Team |
| 1987-88 | Dallas (NBA) |
| 1988-89 | Dallas/Golden State (NBA) |
| 1989-91 | Dallas (NBA) |

Playing Honors

All-America, 1986, 1987
 Big Ten Most Valuable Player, 1987
 All-Big Ten, 1985, 1986, 1987
 Olympic Gold Medal, 1984
 NCAA Final Four All-Tournament, 1987
 NCAA Tournament All-Decade Team, 1980's
 NIT All-Tournament, 1985
 Indiana MVP, 1984, 1985, 1986, 1987
 Indiana team captain, 1987
 Indiana's all-time leading scorer, 2,438 points
 Indiana University all-Century team, 2001
 Indiana University Hall of Fame, 1997
 Nation's free throw percentage leader (89.7%), 1984
 Indiana's Mr. Basketball, 1983

Education

New Castle Chrysler High School, 1983
 Business degree, Indiana University, 1987

Date of Birth: Nov. 23, 1964, Franklin, Ind.
Wife: the former Tanya Frost
Children: Kory (5/15/92)
 Bryce (1/18/95)
 Kayla (5/23/97)

THE ALFORD RECORD BREAKDOWN

| | |
|------------------|----------------|
| All Games | 332-192 |
| home | 206-49 |
| away | 84-113 |
| neutral | 42-30 |

| | |
|-----------------------------|---------------|
| Non-Conference Games | 183-75 |
| home | 112-10 |
| away | 29-35 |
| neutral | 42-30 |

| | |
|-------------------------|----------------|
| Conference Games | 149-117 |
| home | 94-39 |
| away | 55-78 |

| | |
|--------------------------|--------------|
| Tournament Games | 87-37 |
| NCAA | 8-7 |
| NIT (pre-and postseason) | 3-6 |
| Conference | 26-11 |
| In-season | 50-13 |

Miscellaneous

| | |
|---------------------|-------|
| Overtime games | 17-14 |
| Decided by ≤ 3 pts. | 47-47 |

ALFORD'S CAREER NOTES

- Entering the 2007-08 season, Steve Alford's 308 career wins were the most among NCAA Division I basketball coaches who are 42 years old or younger.

- In 16 full seasons as a head coach, Steve Alford's teams have averaged 20.5 wins per season.


- Steve Alford has taken 11 teams to postseason play in 17 seasons, including an appearance in the NCAA Sweet 16 in 1999. His Iowa team advanced to the second round in 2001 and to the NCAA Tournament again in 2005 and 2006.

- In 2001, Alford guided the Hawkeyes to the Big Ten Tournament title. Iowa became just the seventh Division I team to win a conference postseason tournament with four wins in four consecutive days.

- In his third season at Iowa in 2002, Alford guided Iowa back to the Big Ten Tournament title game. Iowa set a Big Ten Tournament record with seven straight wins during the 2001 and 2002 events.

- In 2006, Alford led Iowa to its second Big Ten Conference tournament championship with three straight wins over Minnesota, Michigan State and Ohio State. No team has more Big Ten Tournament titles than Iowa.

- With an exciting, up-tempo offensive style, Steve Alford's teams over the past 16 seasons have led the league in scoring six times.



Jonathan Wills 2

Freshman • Guard

6-5 • 185

Carson, Calif. (Mayfair HS)

GENERAL INFO/CAREER

Athletic wing who started 17 games as a freshman • Rated a two-star recruit by Scout.com • Started first six games... hit his first four career 3-pt. FG attempts • Fought his way back into the starting lineup with strong play in practice guarding senior J.R. Giddens every day • Shared the Most Improved award with Daniel Faris at the postseason banquet.

2007-08 • FRESHMAN SEASON

- Started last 11 games...14-3 when he is in the starting line-up
- Had a league-high 4.00 ATO (24-6) ratio in MWC games...24-4 in last 12 games...1.86 (39-21) ratio in all games was 8th in the MWC
- Six points on 2-4 shooting, 1-2 from 3-pt. range and 1-2 from the FT line, in 18 minutes against Cal...also had two assists and two steals
- Nine points on 2-5 shooting, 2-4 from 3-pt. range and 3-3 from the FT line, against TCU...most points since scoring 13 in the season-opener at Colorado
- Career-high eight assists in 23 minutes against Wyoming...also had eight points...tied for most assists in a game by a Lobo this season
- Started and played 15 minutes against Colorado State...three points and three assists in the game
- Seven points and a season-high five boards in 23 minutes at UNLV...most points since scoring 13 in the season opener at Colorado
- Three points in 15 minutes at BYU...most minutes since logging 17 against Loyola Marymount on 11/18
- Three points in 12 minutes against Air Force
- Three points in 11 minutes against Weber State
- Scored five points in four minutes off

the bench against Texas Tech

- Five points in 10 minutes off the bench at Ole Miss
- Three points, three assists and two steals against Eastern Washington
- Led the team with 13 points at Colorado...went 4-9 from the field, 3-3 from behind the arc and 2-2 from the FT line...had 11 points in the first half and six of the Lobos' first 11

HIGH SCHOOL

Averaged 20.8 points and 9 rebounds per game for Mayfair High School while leading the team to a 21-7 record • Made more than 70 3-pt. FGs and shot better than 40% from behind the arc in both his junior and senior seasons • Earned Most Outstanding Player honors at the Redondo-Pacific Shores Classic during his senior year • Nominated for the Lakewood, Calif., area men's basketball player of the year honors following his senior season • Earned second-team All-SCIBCA/AAF honors after his junior year • Played QB on the football team at Mayfair during his freshman and sophomore seasons.

PERSONAL

Born March 10, 1989...son of Alvin and Jean Wills • Has two brothers, Alvin, Jr., and Hajji, and one sister, Nicole • Has not decided on a major.

SEASON/CAREER HIGHS

| | |
|---|---|
| Points Season...13 at Colorado (11-9-07) | Free Throws Season...3 vs. TCU (2-16-08) |
| Rebounds Season...5 at UNLV (2-2-08) | Free Throw Attempts Season...3 (Twice) Last vs. TCU (2-16-08) |
| Field Goals Season...4 (Twice) Last vs. Wyoming (2-9-09) | Assists Season...8 vs. Wyoming (2-9-08) |
| Field Goal Attempts Season...9 at Colorado (11-9-07) | Steals Season...2 vs. Eastern Washington (11-12-07) |
| Three-Point Field Goals Season...3 at Colorado (11-9-07) | Blocked Shots Season...1 at UNLV (2-2-08) |
| Three-Point Field Goal Attempts Season...5 at UNLV (2-2-08) | Minutes Played Season...24 vs. Presbyterian (11-18-07) |

SEASON AVERAGES

| | |
|---------------|--------------|
| GP.....32 | FT%......625 |
| GS.....17 | APG.....1.2 |
| PPG.....3.4 | SPG.....0.4 |
| RPG.....0.9 | BPG.....0.1 |
| FG%......347 | TO/G.....0.7 |
| 3FG%......383 | MPG.....12.7 |

MISCELLANEOUS

| | |
|-----------------------|---|
| Double Figure Scoring | 1 |
| Led UNM in Scoring | 1 |
| Led UNM in Assists | 1 |
| 5+ Assists | 1 |
| Charges Drawn | 3 |


| Opponent | GS | MP | FG-FGA | 3P-3PA | FT-FTA | O/D/T | PF | A | TO | BS | ST | TP |
|-------------------------|------------------------|------------|---------------|--------------|--------------|----------------|-----------|-----------|-----------|----------|-----------|------------|
| at Colorado | * 23 | 4-9 | 3-3 | 2-2 | 0/3/3 | 1 | 1 | 1 | 0 | 0 | 13 | |
| Eastern Washington | * 16 | 1-5 | 1-3 | 0-0 | 0/1/1 | 2 | 3 | 2 | 0 | 2 | 3 | |
| Presbyterian | * 24 | 2-6 | 1-4 | 0-0 | 0/1/1 | 0 | 3 | 0 | 0 | 1 | 5 | |
| St. Bonaventure | * 19 | 2-5 | 1-2 | 1-2 | 0/2/2 | 3 | 2 | 0 | 0 | 1 | 6 | |
| Loyola Marymount | * 17 | 2-6 | 2-4 | 0-2 | 1/1/2 | 2 | 0 | 4 | 0 | 1 | 6 | |
| Hawaii'i | * 9 | 1-1 | 1-1 | 0-0 | 0/1/1 | 1 | 2 | 0 | 0 | 0 | 3 | |
| Southern Utah | 9 | 0-2 | 0-2 | 0-0 | 0/2/2 | 0 | 0 | 2 | 0 | 0 | 0 | |
| at Mississippi | 10 | 1-3 | 1-3 | 2-3 | 0/0/0 | 4 | 0 | 1 | 0 | 0 | 5 | |
| at New Mexico St. | 11 | 0-1 | 0-1 | 0-0 | 0/0/0 | 2 | 0 | 1 | 0 | 0 | 0 | |
| San Diego | 1 | 0-0 | 0-0 | 0-0 | 0/0/0 | 0 | 0 | 0 | 0 | 0 | 0 | |
| Texas Tech | 4 | 1-1 | 1-1 | 2-2 | 0/0/0 | 0 | 0 | 0 | 0 | 0 | 5 | |
| New Mexico St. | 5 | 0-0 | 0-0 | 0-0 | 1/0/1 | 0 | 0 | 1 | 0 | 0 | 0 | |
| Weber State | 11 | 1-3 | 0-1 | 1-2 | 0/1/1 | 0 | 0 | 0 | 0 | 0 | 3 | |
| at Hawaii'i | 8 | 1-1 | 0-0 | 0-0 | 0/1/1 | 2 | 2 | 0 | 0 | 0 | 2 | |
| at UTEP | 2 | 0-0 | 0-0 | 0-0 | 0/0/0 | 0 | 0 | 2 | 0 | 0 | 0 | |
| at Wyoming | 2 | 0-0 | 0-0 | 0-0 | 0/0/0 | 0 | 0 | 1 | 0 | 1 | 0 | |
| San Diego State | DNP - Coach's Decision | | | | | | | | | | | |
| at TCU | 3 | 0-0 | 0-0 | 0-0 | 0/0/0 | 0 | 1 | 1 | 0 | 0 | 0 | |
| Air Force | 12 | 1-3 | 1-2 | 0-0 | 0/0/0 | 1 | 1 | 0 | 0 | 1 | 3 | |
| Utah | 3 | 0-0 | 0-0 | 0-0 | 0/0/0 | 0 | 0 | 1 | 0 | 0 | 0 | |
| at BYU | 15 | 1-7 | 1-4 | 0-0 | 0/1/1 | 0 | 0 | 0 | 0 | 1 | 3 | |
| at UNLV | 23 | 2-5 | 2-5 | 1-2 | 2/3/5 | 2 | 2 | 0 | 1 | 0 | 7 | |
| Colorado State | * 15 | 1-4 | 0-2 | 1-2 | 0/1/1 | 4 | 3 | 0 | 0 | 1 | 3 | |
| Wyoming | * 23 | 4-8 | 0-3 | 0-0 | 1/0/1 | 1 | 8 | 0 | 0 | 1 | 8 | |
| at San Diego State | * 22 | 1-3 | 1-2 | 0-0 | 0/1/1 | 1 | 3 | 1 | 0 | 0 | 3 | |
| TCU | * 17 | 2-5 | 2-4 | 3-3 | 0/2/2 | 1 | 1 | 0 | 0 | 0 | 9 | |
| at Air Force | * 13 | 1-3 | 1-1 | 0-0 | 0/0/0 | 1 | 1 | 1 | 0 | 0 | 3 | |
| at Utah | * 9 | 0-1 | 0-0 | 0-0 | 0/0/0 | 3 | 1 | 0 | 0 | 0 | 0 | |
| BYU | * 13 | 1-4 | 1-4 | 0-0 | 0/2/2 | 0 | 1 | 0 | 0 | 0 | 3 | |
| UNLV | * 19 | 2-6 | 1-4 | 0-0 | 0/0/0 | 4 | 0 | 1 | 0 | 0 | 5 | |
| at Colorado State | * 22 | 1-4 | 1-2 | 1-2 | 0/3/3 | 3 | 2 | 0 | 0 | 0 | 4 | |
| vs. Utah MWC Tournament | * 8 | 0-1 | 0-0 | 0-0 | 0/0/0 | 0 | 0 | 0 | 0 | 0 | 0 | |
| at Cal NT | * 18 | 2-4 | 1-2 | 1-2 | 0/0/0 | 2 | 2 | 1 | 0 | 2 | 6 | |
| Totals | 17 | 406 | 35-101 | 23-60 | 15-24 | 5/26/31 | 40 | 39 | 21 | 1 | 12 | 108 |

CAREER STATS

| Year | G | GS | FG | FGA | Pct. | 3FG | 3FGA | Pct. | FT | FTA | Pct. | Pts. | Avg | Off Reb | Def Reb | Tot Reb | Avg | PF | DQ | A | TO | B | S | Min. |
|---------|----|----|----|-----|------|-----|------|------|----|-----|------|------|-----|---------|---------|---------|-----|----|----|----|----|---|----|------|
| 2007-08 | 32 | 17 | 35 | 101 | .347 | 23 | 60 | .383 | 15 | 24 | .625 | 108 | 3.4 | 5 | 26 | 31 | 0.9 | 40 | 0 | 39 | 21 | 1 | 12 | 406 |

CAREER CONFERENCE STATS

| Year | G | GS | FG | FGA | Pct. | 3FG | 3FGA | Pct. | FT | FTA | Pct. | Pts. | Avg | Off Reb | Def Reb | Tot Reb | Avg | PF | DQ | A | TO | B | S | Min. |
|---------|----|----|----|-----|------|-----|------|------|----|-----|------|------|-----|---------|---------|---------|-----|----|----|----|----|---|---|------|
| 2007-08 | 15 | 9 | 17 | 53 | .321 | 11 | 33 | .333 | 6 | 9 | .667 | 51 | 3.4 | 3 | 13 | 16 | 1.1 | 21 | 0 | 24 | 6 | 1 | 5 | 211 |



Johnnie Harris

4

Junior • Forward

6-8 • 250

Chicago, Ill. (Chipola (Fla.) College)

GENERAL INFO/CAREER

All-conference post player from Chipola College in Mariana, Fla. • Strong interior player who is adjusting to play at the Division I level.

2007-08 • JUNIOR SEASON

- Shooting 63.5% from the field
- Four points on 2-3 shooting in 10 minutes at Cal
- Nine points on 4-10 shooting, 1-1 from the FT line, in 23 minutes against Colorado State...more points against the Rams than all other previous MWC games combined...season-high six rebounds
- 3-4 from the field for six points against Texas Tech...tied season-high with five rebounds
- 5-5 from the field, 1-3 from the FT line, for 11 points against St. Bonaventure
- 6-7 from the field for 12 points against Presbyterian

2006-07 • SOPHOMORE SEASON (CHIPOLA COLLEGE)

Averaged 7.3 ppg and 4.6 rpg for Chipola • Helped lead the Indians to a 33-3 record and the national finals of the NJCAA Division I tournament under head coach Greg Heiar • Chipola was ranked No. 1 in the nation for 10 weeks • Scored 15 points and 11 boards in the national semifinal win over Southern Idaho • Earned all-conference honors

2005-06 • FRESHMAN SEASON (CHIPOLA COLLEGE)

Averaged 7.9 ppg and 3.5 rpg while shooting 75% from the floor for the Indians • Helped Chipola to a 29-4 record and a No. 1 ranking for seven weeks • Second team All-Panhandle Conference • Won the Coach's Award at the postseason banquet.

HIGH SCHOOL

Prep standout at the Chicago (Ill.) Vocational High School • Averaged 20 points and 10 rebounds as a senior, posting a 21-6 record and advancing to the state playoffs • Ranked as one of the top 100 players in Illinois as a senior in 2004-05.

PERSONAL

Born Jan. 3, 1987, Johnnie is the son of Freda Harris • Has one older brother, Edmond, and two older sisters, Laketta and Shamika • Plans to major in Sports Management.

SEASON/CAREER HIGHS

| | |
|---|---|
| Points Season...12 vs. Presbyterian (11-16-07) | Free Throws Season...3 vs. Eastern Washington (11-12-07) |
| Rebounds Season...6 vs. Colorado State (2-5-08) | Free Throw Attempts Season...4 vs. Eastern Washington (11-12-07) |
| Field Goals Season...6 vs. Presbyterian (11-16-07) | Assists Season...2 at New Mexico State (12-4-07) |
| Field Goal Attempts Season...10 vs. Colorado State (2-5-08) | Steals Season...1 (6 Times) Last at Cal (3-19-08) |
| Three-Point Field Goals Season...none | Blocked Shots Season...1 (4 Times) Last vs. San Diego State (1-12-07) |
| Three-Point Field Goal Attempts Season...none | Minutes Played Season...24 at New Mexico St. (12-4-07) |

SEASON AVERAGES

| | |
|---------------|---------------|
| GP.....33 | FT%......417 |
| GS.....9 | APG......0.4 |
| PPG.....2.7 | SPG......0.2 |
| RPG.....1.9 | BPG......0.1 |
| FG%......635 | TO/G......0.7 |
| 3FG%......000 | MPG......12.2 |

MISCELLANEOUS

| | |
|-----------------------|--------|
| Double Figure Scoring | SEA. 2 |
| Dunks | 6 |

| Opponent | GS | MP | FG-FGA | 3P-3PA | FT-FTA | O/D/T | PF | A | TO | BS | ST | TP |
|-------------------------------|----------|------------|--------------|------------|--------------|-----------------|-----------|-----------|-----------|----------|----------|-----------|
| at Colorado | * 15 | 0-2 | 0-0 | 0-0 | 0-2 | 0/1/1 | 0 | 1 | 0 | 0 | 0 | 0 |
| Eastern Washington * | 18 | 2-2 | 0-0 | 0-0 | 3-4 | 1/1/2 | 1 | 1 | 2 | 0 | 1 | 7 |
| Presbyterian * | 16 | 6-7 | 0-0 | 0-0 | 0-0 | 1/0/1 | 2 | 1 | 0 | 1 | 0 | 12 |
| St. Bonaventure * | 19 | 5-5 | 0-0 | 0-0 | 1-3 | 0/1/1 | 1 | 0 | 1 | 0 | 0 | 11 |
| Loyola Marymount * | 18 | 1-2 | 0-0 | 0-0 | 0-0 | 2/1/3 | 3 | 1 | 3 | 1 | 0 | 2 |
| Hawai'i * | 16 | 2-2 | 0-0 | 0-0 | 0-0 | 3/2/5 | 0 | 1 | 0 | 0 | 0 | 4 |
| Southern Utah * | 13 | 1-1 | 0-0 | 0-0 | 0-0 | 2/1/3 | 3 | 0 | 0 | 0 | 0 | 2 |
| at Mississippi * | 23 | 2-3 | 0-0 | 0-0 | 0-1 | 0/5/5 | 3 | 0 | 2 | 0 | 1 | 4 |
| at New Mexico St. * | 24 | 2-5 | 0-0 | 0-0 | 0-0 | 4/1/5 | 2 | 2 | 2 | 0 | 0 | 4 |
| San Diego | 19 | 1-1 | 0-0 | 0-0 | 1-1 | 0/3/3 | 3 | 0 | 2 | 0 | 0 | 3 |
| Texas Tech | 12 | 3-4 | 0-0 | 0-0 | 0-0 | 4/1/5 | 4 | 1 | 2 | 1 | 0 | 6 |
| New Mexico St. | 11 | 0-0 | 0-0 | 0-0 | 0-0 | 0/2/2 | 2 | 0 | 1 | 0 | 0 | 0 |
| Weber State | 16 | 1-2 | 0-0 | 0-0 | 0-0 | 1/1/2 | 2 | 1 | 0 | 0 | 0 | 2 |
| at Hawai'i | 7 | 0-1 | 0-0 | 0-0 | 1-2 | 1/0/1 | 2 | 0 | 1 | 0 | 1 | 1 |
| at UTEP | 14 | 2-4 | 0-0 | 0-0 | 0-0 | 1/1/2 | 3 | 1 | 0 | 0 | 0 | 4 |
| at Wyoming | 12 | 0-0 | 0-0 | 0-0 | 1-2 | 0/1/1 | 2 | 1 | 0 | 0 | 0 | 1 |
| San Diego State | 9 | 0-2 | 0-0 | 0-0 | 0-0 | 1/0/1 | 2 | 0 | 0 | 1 | 0 | 0 |
| at TCU | 14 | 1-1 | 0-0 | 0-0 | 0-1 | 1/1/2 | 2 | 1 | 0 | 0 | 0 | 2 |
| Air Force | 9 | 0-0 | 0-0 | 0-0 | 0-0 | 1/1/2 | 2 | 1 | 0 | 0 | 0 | 0 |
| Utah | 5 | 0-1 | 0-0 | 0-0 | 1-2 | 1/0/1 | 2 | 0 | 1 | 0 | 0 | 1 |
| at BYU | 15 | 1-1 | 0-0 | 0-0 | 0-0 | 1/1/2 | 4 | 0 | 1 | 0 | 0 | 2 |
| at UNLV | 8 | 0-0 | 0-0 | 0-0 | 1-4 | 0/1/1 | 2 | 0 | 0 | 0 | 0 | 1 |
| Colorado State | 23 | 4-10 | 0-0 | 0-0 | 1-1 | 3/3/6 | 2 | 0 | 1 | 0 | 1 | 9 |
| Wyoming | 15 | 2-2 | 0-0 | 0-0 | 0-1 | 1/1/2 | 1 | 0 | 0 | 0 | 1 | 4 |
| at San Diego State | 6 | 0-0 | 0-0 | 0-0 | 0-0 | 0/0/0 | 3 | 0 | 0 | 0 | 0 | 0 |
| TCU | 7 | 0-0 | 0-0 | 0-0 | 0-0 | 1/0/1 | 2 | 0 | 2 | 0 | 0 | 0 |
| at Air Force | 10 | 1-1 | 0-0 | 0-0 | 0-0 | 0/0/0 | 2 | 1 | 1 | 0 | 0 | 2 |
| at Utah | 9 | 0-0 | 0-0 | 0-0 | 0-0 | 0/0/0 | 1 | 0 | 0 | 0 | 0 | 0 |
| BYU | 5 | 1-1 | 0-0 | 0-0 | 0-0 | 0/0/0 | 1 | 0 | 0 | 0 | 0 | 0 |
| UNLV | 2 | 0-0 | 0-0 | 0-0 | 0-0 | 0/0/0 | 0 | 0 | 0 | 0 | 0 | 0 |
| at Colorado State | 2 | 0-0 | 0-0 | 0-0 | 0-0 | 0/1/1 | 0 | 0 | 0 | 0 | 0 | 0 |
| vs. Utah ^{MWC Tour.} | 1 | 0-0 | 0-0 | 0-0 | 0-0 | 0/0/0 | 0 | 0 | 0 | 0 | 0 | 0 |
| at Cal ^{JIT} | 10 | 2-3 | 0-0 | 0-0 | 0-0 | 1/0/1 | 3 | 0 | 0 | 0 | 1 | 4 |
| Totals | 9 | 403 | 40-63 | 0-0 | 10-24 | 31/31/62 | 60 | 13 | 22 | 4 | 6 | 90 |

CAREER STATS

| Year | G | GS | FG | FGA | Pct. | 3FG | 3FGA | Pct. | FT | FTA | Pct. | Pts. | Avg | Off Reb | Def Reb | Tot Reb | Avg | PF | DQ | A | TO | B | S | Min. |
|---------|----|----|----|-----|------|-----|------|------|----|-----|------|------|-----|---------|---------|---------|-----|----|----|----|----|---|---|------|
| 2007-08 | 33 | 9 | 40 | 63 | .635 | 0 | 0 | .000 | 10 | 24 | .417 | 90 | 2.7 | 31 | 31 | 62 | 1.9 | 60 | 0 | 13 | 22 | 4 | 6 | 403 |

CAREER CONFERENCE STATS

| Year | G | GS | FG | FGA | Pct. | 3FG | 3FGA | Pct. | FT | FTA | Pct. | Pts. | Avg | Off Reb | Def Reb | Tot Reb | Avg | PF | DQ | A | TO | B | S | Min. |
|---------|----|----|----|-----|------|-----|------|------|----|-----|------|------|-----|---------|---------|---------|-----|----|----|---|----|---|---|------|
| 2007-08 | 16 | 0 | 10 | 19 | .526 | 0 | 0 | .000 | 4 | 11 | .364 | 24 | 1.5 | 10 | 10 | 20 | 1.3 | 26 | 0 | 3 | 6 | 1 | 2 | 151 |



Dairese Gary

Freshman • Guard

6-1 • 205

Elkhart, Ind. (Concord HS)

GENERAL INFO/CAREER

Strong, athletic guard who is an excellent defender • First player to sign with Lobo head coach Steve Alford • Three-star rating by Scout.com • 8 assists at NMSU were the most by a Lobo freshman since Marlon Parmer had 10 against Wyoming on Jan. 13, 2000 • Shared the Outstanding Defensive Award with J.R. Giddens at the postseason banquet.

2007-08 FRESHMAN SEASON

- Started last 28 games at the point... most starts by a freshman point guard since John Robinson II started 30 of 34 games in 1998-99
- Led the team and was 8th in the MWC with 3.18 apg...led all MWC newcomers in assists...105 assists are the most by a Lobo since Marlon Parmer had 182 in 2001
- 5th Lobo freshman with 100 assists
- Second on the team lead with 44 steals...1.33 spg was 10th in the MWC...26 steals in 16 MWC games tied for third in the league and led all newcomers
- Averaged 7.8 ppg...second among MWC freshmen...257 points is 10th all-time among Lobo freshmen
- 14 points on 5-6 shooting, 2-3 from 3-pt. range against Utah...early foul trouble limited him to 22 minutes before fouling out...team-high four assists
- 12 points on 4-7 shooting, 4-7 from the FT line, in 28 minutes at San Diego State
- 12 points and team high six assists against Colorado State...4-4 from the FT line and 2-3 from 3-pt. range
- Team-high 17 points on 6-13 shooting in a season-high 31 minutes at BYU...also had five boards
- 10 points on 2-4 shooting, 6-6 from

the FT line, against Utah...also had four steals

- 10 points and a career-high nine rebounds at UTEP...also had four assists before fouling out for the first time
- 12 points on 2-8 shooting, 8-10 from the FT line, at Hawai'i...also had a season-high four steals
- Season-high 18 points on 7-11 shooting, 4-4 from 3-pt. range against Texas Tech...made a buzzer-beater at the end of the half from just inside half court
- Nine points and a season-high eight assists at New Mexico State

HIGH SCHOOL

Two-time first team all-area selection from Concord High School in Elkhart, Ind. • A three-star recruit rated the No. 28 point guard in the nation according to Scout.com • Led Concord to a 13-7 record as a senior, scoring 21.8 ppg • Also averaged 4.3 rebounds, 3.9 assists and 1.8 steals per game • Shot 56.3% from the floor, 34.7% from 3-pt. range and 69.0% from the foul line • Led the Northern Lakes Conference in scoring, posting 19.6 points per game in league action • Scored 1,330 points in his high school career, ranking ninth all-time at Concord, the same high school that produced Shawn Kemp • Led Concord to the sectional title as a junior with a 22-2 record, averaging 22.3 ppg, four rebounds and two assists • Played running back and safety on the football team.

PERSONAL

Born Oct. 21, 1988, Gary is the son of Gregory and Dennise Gary • first name is pronounced da-REESE • Has two brothers, Martes (23) and Shawntes (21) • Shawntes is a junior on the Western Michigan basketball team • Plans to major in Education.

SEASON/CAREER HIGHS

| | |
|---|--|
| Points | Free Throws |
| Season...18 vs. Texas Tech (12-15-07) | Season...8 at Hawai'i (12-27-07) |
| Rebounds | Free Throw Attempts |
| Season...9 at UTEP (1-2-08) | Season...10 at Hawai'i (12-27-07) |
| Field Goals | Assists |
| Season...7 vs. Texas Tech (12-15-07) | Season...8 at New Mexico St. (12-4-07) |
| Field Goal Attempts | Steals |
| Season...13 at BYU (1-26-08) | Season...4 (Twice) Last vs. Utah (1-22-08) |
| Three-Point Field Goals | Blocked Shots |
| Season...4 vs. Texas Tech (12-15-07) | Season...1 vs. UNLV (3-4-08) |
| Three-Point Field Goal Attempts | Minutes Played |
| Season...4 (3 Times) Last vs. Texas Tech (12-15-07) | Season...31 (Twice) Last at UNLV (2-2-08) |

SEASON AVERAGES

| | |
|---------------|--------------|
| GP.....33 | FT%......739 |
| GS.....28 | APG.....3.2 |
| PPG.....7.8 | SPG.....1.3 |
| RPG.....2.3 | BPG.....0.1 |
| FG%......445 | TO/G.....2.2 |
| 3FG%......391 | MPG.....23.5 |

MISCELLANEOUS

| | |
|-----------------------|----|
| SEA. | |
| Led UNM in Assists | 11 |
| 5+ Assists | 7 |
| Led UNM in Scoring | 2 |
| Double Figure Scoring | 9 |
| Charges Drawn | 11 |
| Dunks | 1 |


| Opponent | GS | MP | FG-FGA | 3P-3PA | FT-FTA | O/D/T | PF | A | TO | BS | ST | TP |
|-------------------------|-----------|------------|---------------|--------------|--------------|-----------------|-----------|------------|-----------|----------|-----------|------------|
| at Colorado | 15 | 0-0 | 0-0 | 0-1 | 0/0/0 | 1 | 0 | 0 | 0 | 0 | 0 | 0 |
| Eastern Washington | 22 | 2-2 | 1-1 | 1-2 | 0/2/2 | 1 | 6 | 1 | 0 | 1 | 6 | |
| Presbyterian | 23 | 3-5 | 1-3 | 2-2 | 0/1/1 | 1 | 7 | 5 | 0 | 1 | 9 | |
| St. Bonaventure | 20 | 3-8 | 1-4 | 2-2 | 1/0/1 | 3 | 4 | 4 | 0 | 2 | 9 | |
| Loyola Marymount | 20 | 1-7 | 0-1 | 2-3 | 2/1/3 | 0 | 4 | 3 | 0 | 3 | 4 | |
| Hawai'i | * 17 | 5-6 | 3-4 | 2-4 | 0/1/1 | 4 | 1 | 1 | 0 | 0 | 15 | |
| Southern Utah | * 19 | 2-4 | 1-2 | 2-2 | 2/1/3 | 4 | 1 | 3 | 0 | 0 | 7 | |
| at Mississippi | * 28 | 2-6 | 0-2 | 6-6 | 2/3/5 | 4 | 5 | 6 | 0 | 1 | 10 | |
| at New Mexico St. | * 29 | 1-3 | 0-1 | 7-8 | 0/1/1 | 3 | 8 | 2 | 0 | 2 | 9 | |
| San Diego | * 27 | 1-3 | 0-1 | 0-0 | 0/0/0 | 1 | 4 | 1 | 0 | 1 | 2 | |
| Texas Tech | * 27 | 7-11 | 4-4 | 0-0 | 0/0/0 | 1 | 2 | 3 | 0 | 1 | 18 | |
| New Mexico St. | * 18 | 1-2 | 0-1 | 1-2 | 0/1/1 | 2 | 3 | 1 | 0 | 1 | 3 | |
| Weber State | * 13 | 1-1 | 0-0 | 0-0 | 0/0/0 | 0 | 3 | 2 | 0 | 1 | 2 | |
| at Hawai'i | * 28 | 2-8 | 0-3 | 8-10 | 2/2/4 | 4 | 4 | 3 | 0 | 4 | 12 | |
| at UTEP | * 29 | 2-7 | 1-3 | 5-8 | 2/7/9 | 5 | 4 | 5 | 0 | 0 | 10 | |
| at Wyoming | * 25 | 3-5 | 1-2 | 0-1 | 0/3/3 | 3 | 1 | 4 | 0 | 1 | 7 | |
| San Diego State | * 17 | 3-5 | 1-1 | 0-0 | 1/3/4 | 2 | 0 | 2 | 0 | 2 | 7 | |
| at TCU | * 21 | 1-5 | 1-3 | 3-8 | 1/2/3 | 2 | 6 | 1 | 0 | 3 | 6 | |
| Air Force | * 15 | 1-5 | 1-4 | 0-0 | 0/0/0 | 4 | 2 | 2 | 0 | 0 | 3 | |
| Utah | * 28 | 2-4 | 0-2 | 6-6 | 0/1/1 | 1 | 2 | 0 | 0 | 4 | 10 | |
| at BYU | * 31 | 6-13 | 1-1 | 4-4 | 2/3/5 | 1 | 1 | 0 | 0 | 3 | 17 | |
| at UNLV | * 31 | 3-9 | 1-3 | 0-0 | 0/3/3 | 3 | 7 | 1 | 0 | 0 | 7 | |
| Colorado State | * 23 | 3-5 | 2-3 | 4-4 | 0/2/2 | 1 | 6 | 0 | 0 | 1 | 12 | |
| Wyoming | * 23 | 1-5 | 0-2 | 0-0 | 1/4/5 | 2 | 4 | 1 | 0 | 3 | 2 | |
| at San Diego State | * 28 | 4-7 | 0-1 | 4-7 | 0/2/2 | 1 | 2 | 2 | 0 | 2 | 12 | |
| TCU | * 24 | 2-6 | 0-2 | 1-2 | 1/0/1 | 3 | 1 | 3 | 0 | 1 | 5 | |
| at Air Force | * 25 | 3-6 | 1-2 | 2-2 | 0/0/0 | 3 | 5 | 3 | 0 | 3 | 9 | |
| at Utah | * 24 | 2-7 | 1-2 | 1-2 | 1/1/2 | 4 | 2 | 2 | 0 | 0 | 6 | |
| BYU | * 27 | 2-8 | 1-2 | 2-2 | 1/1/2 | 2 | 2 | 1 | 0 | 1 | 7 | |
| UNLV | * 26 | 3-4 | 1-2 | 0-0 | 0/2/2 | 1 | 1 | 2 | 1 | 2 | 7 | |
| at Colorado State | * 29 | 2-4 | 1-2 | 0-0 | 0/7/7 | 2 | 0 | 2 | 0 | 0 | 5 | |
| vs. Utah MWC Tournament | * 22 | 5-6 | 2-3 | 2-2 | 0/1/1 | 5 | 4 | 2 | 0 | 0 | 14 | |
| at Cal NIT | * 23 | 2-5 | 0-2 | 1-2 | 0/1/1 | 2 | 3 | 3 | 0 | 0 | 5 | |
| Totals | 28 | 777 | 81-182 | 27-69 | 68-92 | 19/56/75 | 76 | 105 | 71 | 1 | 43 | 257 |

CAREER STATS

| Year | G | GS | FG | FGA | Pct. | 3FG | 3FGA | Pct. | FT | FTA | Pct. | Pts. | Avg | Off | Def | Tot | Reb | PF | DQ | A | TO | B | S | Min. |
|---------|----|----|----|-----|------|-----|------|------|----|-----|------|------|-----|-----|-----|-----|-----|----|----|-----|----|---|----|------|
| 2007-08 | 33 | 28 | 81 | 182 | .445 | 27 | 69 | .391 | 68 | 92 | .739 | 257 | 7.8 | 19 | 56 | 75 | 2.3 | 76 | 2 | 105 | 71 | 1 | 44 | 777 |

CAREER CONFERENCE STATS

| Year | G | GS | FG | FGA | Pct. | 3FG | 3FGA | Pct. | FT | FTA | Pct. | Pts. | Avg | Off | Def | Tot | Reb | PF | DQ | A | TO | B | S | Min. |
|---------|----|----|----|-----|------|-----|------|------|----|-----|------|------|-----|-----|-----|-----|-----|----|----|----|----|---|----|------|
| 2007-08 | 16 | 16 | 41 | 98 | .418 | 13 | 34 | .382 | 27 | 38 | .711 | 122 | 7.6 | 8 | 34 | 42 | 2.6 | 35 | 0 | 42 | 25 | 1 | 26 | 397 |



Jamaal Smith

10

Senior • Guard

5-9 • 175

Las Vegas, Nev. (Indian Hills (Iowa) CC)

GENERAL INFO/CAREER

Transferred to UNM from Indian Hills CC in Ottumwa, Iowa, prior to his junior season • Ranked the 16th best junior college player by JucoJunction.com following his sophomore year at Indian Hills CC • Completely changed his game from a scoring PG to a floor leader, but still hit the open shot • Career 80.2% from the FT line is 8th all-time at UNM.

2007-08 • SENIOR SEASON

- Shot 48.8% from the field and 48.7% from 3-pt. range for the season
- 48.7% (38-78) from 3-pt. range is the fourth best percentage in school history (Min. 1 3-pt. FG/G)...has made one more 3-pt. FG (38) than last year, but done so in 32 less shots
- Led the MWC in FT% at 81.8% in league games...78.6% in all games ranked 5th in the MWC
- 11 points on 2-6 shooting, 7-8 from the FT line, against Utah
- 17 points on 3-5 shooting, 2-2 from 3-pt. range and 9-11 from the FT line...also grabbed four boards in 20 minutes...8-10 from the FT line in the last three minutes of the game
- 10 points on 3-7 shooting, 4-4 from the FT line, against TCU
- 13 points on 2-5 shooting, 2-2 from 3-pt. range and 7-8 from the FT line, at San Diego State
- 13 points on 5-5 shooting in 21 minutes against Wyoming...tied a career-high with three 3-pt. FGs
- 12 points and six rebounds in 19 minutes against Utah...5-5 from the FT line
- Career-high 24 points on 6-10 shooting, 3-5 from behind the arc and 9-10 from the FT line, in a season-high 29 minutes at Wyoming...also had a career-high two blocks and tied a career mark with two steals

- 10 points off the bench at UTEP
- 12 points on 2-5 shooting, 2-3 from 3-pt. range and 6-6 from the FT line, against New Mexico State
- 17 points on 6-8 shooting, 2-2 from 3-pt. range and 3-3 from the FT line at New Mexico State...6 FGs were a career-high
- 15 points on 5-8 shooting off the bench vs. Hawai'i...also had three assists in 21 minutes
- Tied for team high with 14 points against St. Bonaventure...went 5-5 from the field and 3-3 from 3-pt. range...5 FGs is a career best

2006-07 • JUNIOR SEASON

Averaged 8.0 ppg and 1.9 apg, seeing action in 30 games with 22 starts • Season-high 19 points against Pepperdine, hitting 10-11 shots from the FT line • Shot a team-high 82.5% from the FT line, ranking fifth in the MWC • Hit double figures in scoring 10 times and led the team in scoring once • Scored 10+ points in four of his last five games • Shot 41.3% from the field and 33.6% from 3-pt. range • Season-high six assists against Charleston Southern.

PERSONAL

Born Feb. 25, 1985 • Son of Robert and Gloria • Father played basketball at UNLV (1974-75) and spent seven seasons in the NBA with seven teams from 1977-85 • Has two brothers, Robert Jr. and Elijah, and a sister, Anika • Majoring in University Studies.

SEASON/CAREER HIGHS

| | | | |
|--|--|---|--|
| Points | Season...24 at Wyoming (1-5-08) | Free Throws | Season...9 (Twice) Last at Utah (2-23-08) |
| Career...same | | Career...10 vs. Pepperdine (12-29-06) | |
| Rebounds | Season...8 vs. Weber State (12-23-07) | Free Throw Attempts | Season...11 at Utah (2-23-08) |
| Career...same | | Career...11 (Twice) | |
| Field Goals | Season...6 (Twice) Last at Wyoming (1-5-08) | Assists | Season...5 (Twice) Last at Air Force (2-20-08) |
| Career...same | | Career...6 vs. Charleston Southern (12-19-06) | |
| Field Goal Attempts | Season...10 at Wyoming (1-5-08) | Steals | Season...2 (Twice) Last at Wyoming (1-5-08) |
| Career...11 at UNLV (1-27-07) | | Career...same | |
| Three-Point Field Goals | Season...3 (3 Times) Last vs. Wyoming (2-9-08) | Blocked Shots | Season...2 at Wyoming (1-5-08) |
| Career...3 (5 Times) | | Career...same | |
| Three-Point Field Goal Attempts | Season...5 at Wyoming (1-5-08) | Minutes Played | Season...29 at Wyoming (1-5-08) |
| Career...7 at UNLV (1-27-07) | | Career...34 (Twice) Last vs. Wichita State (12-22-06) | |

SEASON AVERAGES

| | |
|---------------|--------------|
| GP.....33 | FT%......786 |
| GS.....5 | APG.....1.8 |
| PPG.....8.8 | SPG.....0.4 |
| RPG.....2.1 | BPG.....0.1 |
| FG%......488 | TO/G.....1.4 |
| 3FG%......487 | MPG.....19.8 |

MISCELLANEOUS

| | | |
|-----------------------|----|----|
| Double Figure Scoring | 13 | 23 |
| 20+ Points | 1 | 1 |
| Led UNM in Scoring | 3 | 4 |
| Led UNM in Assists | 4 | 8 |
| 5+ Assists | 2 | 4 |
| Charges Drawn | 24 | 42 |


| Opponent | GS | MP | FG-FGA | 3P-3PA | FT-FTA | O/D/T | PF | A | TO | BS | ST | TP |
|------------------------------|----------|------------|---------------|--------------|---------------|----------------|-----------|-----------|-----------|----------|---------------|----|
| at Colorado | 25 | 2-4 | 0-1 | 3-5 | 0/2/2 | 4 | 2 | 2 | 0 | 1 | 7 | |
| Eastern Washington | 21 | 4-7 | 1-2 | 6-7 | 0/3/3 | 3 | 4 | 1 | 0 | 0 | 15 | |
| Presbyterian | 18 | 2-4 | 2-4 | 1-2 | 0/5/5 | 3 | 2 | 0 | 0 | 0 | 7 | |
| St. Bonaventure | 20 | 5-5 | 3-3 | 1-2 | 1/2/3 | 3 | 3 | 1 | 0 | 0 | 14 | |
| Loyola Marymount | 18 | 2-4 | 0-2 | 2-2 | 0/4/4 | 2 | 5 | 2 | 0 | 0 | 6 | |
| Hawai'i | 21 | 5-8 | 2-4 | 0-0 | 0/3/3 | 2 | 3 | 1 | 0 | 0 | 12 | |
| Southern Utah | 22 | 2-5 | 1-3 | 4-4 | 0/2/2 | 1 | 0 | 3 | 0 | 0 | 9 | |
| at Mississippi | 12 | 2-3 | 1-1 | 1-2 | 1/1/2 | 5 | 2 | 3 | 0 | 0 | 6 | |
| at New Mexico St. | 20 | 6-8 | 2-2 | 3-3 | 1/0/1 | 3 | 0 | 3 | 0 | 1 | 17 | |
| San Diego | 16 | 3-4 | 1-1 | 0-0 | 0/1/1 | 4 | 1 | 2 | 0 | 0 | 7 | |
| Texas Tech | 15 | 2-4 | 1-2 | 1-2 | 0/1/1 | 1 | 1 | 0 | 0 | 2 | 6 | |
| New Mexico St. | 23 | 2-5 | 2-3 | 6-6 | 0/3/3 | 2 | 1 | 1 | 0 | 0 | 12 | |
| Weber State | 25 | 2-5 | 1-2 | 4-4 | 0/6/8 | 1 | 1 | 1 | 0 | 0 | 9 | |
| at Hawai'i | 2 | 0-1 | 0-0 | 2-2 | 0/1/1 | 0 | 0 | 0 | 0 | 0 | 2 | |
| at UTEP | 24 | 2-5 | 1-4 | 5-9 | 0/3/3 | 3 | 1 | 3 | 0 | 1 | 10 | |
| at Wyoming | 29 | 6-10 | 3-5 | 9-10 | 0/5/5 | 4 | 3 | 2 | 2 | 2 | 24 | |
| San Diego State | 26 | 2-3 | 2-2 | 3-4 | 0/2/2 | 2 | 3 | 0 | 0 | 0 | 9 | |
| at TCU | 19 | 1-3 | 0-2 | 0-0 | 0/1/1 | 2 | 3 | 3 | 0 | 1 | 2 | |
| Air Force | 16 | 2-5 | 1-2 | 4-5 | 0/2/2 | 3 | 4 | 0 | 0 | 0 | 9 | |
| Utah | 19 | 3-7 | 1-2 | 5-5 | 1/5/6 | 2 | 1 | 0 | 0 | 1 | 12 | |
| at BYU | 12 | 1-4 | 0-1 | 0-0 | 0/0/0 | 5 | 0 | 0 | 0 | 0 | 2 | |
| at UNLV | 15 | 0-3 | 0-3 | 1-3 | 0/0/0 | 2 | 0 | 4 | 0 | 0 | 1 | |
| Colorado State | 23 | 2-3 | 2-2 | 3-4 | 0/1/1 | 1 | 0 | 0 | 0 | 0 | 9 | |
| Wyoming | 21 | 5-5 | 3-3 | 0-0 | 0/1/1 | 2 | 2 | 0 | 0 | 0 | 13 | |
| at San Diego State | 23 | 2-5 | 2-2 | 7-8 | 0/0/0 | 3 | 3 | 3 | 0 | 1 | 13 | |
| TCU | 22 | 3-7 | 0-2 | 4-4 | 0/1/1 | 4 | 2 | 3 | 0 | 0 | 10 | |
| at Air Force | 22 | 2-4 | 1-2 | 0-1 | 0/1/1 | 2 | 5 | 0 | 0 | 1 | 5 | |
| at Utah | 20 | 3-5 | 2-2 | 9-11 | 1/3/4 | 3 | 2 | 1 | 0 | 0 | 17 | |
| BYU | 26 | 2-8 | 0-3 | 0-0 | 0/1/1 | 4 | 1 | 2 | 0 | 0 | 4 | |
| UNLV | 17 | 1-5 | 0-2 | 0-0 | 0/1/1 | 2 | 1 | 1 | 0 | 0 | 2 | |
| at Colorado State | 20 | 2-7 | 2-4 | 0-0 | 1/0/1 | 3 | 3 | 1 | 0 | 1 | 6 | |
| vs. Utah ^{MWC Tour} | 25 | 2-6 | 0-1 | 7-8 | 0/1/1 | 4 | 2 | 2 | 0 | 0 | 11 | |
| at Cal ^{NIT} | 17 | 1-4 | 1-4 | 1-4 | 0/0/0 | 3 | 0 | 0 | 0 | 1 | 4 | |
| Totals | 5 | 654 | 81-166 | 38-78 | 92-117 | 6/64/70 | 88 | 61 | 45 | 2 | 12,292 | |

CAREER STATS

| Year | G | GS | FG | FGA | Pct. | 3FG | 3FGA | Pct. | FT | FTA | Pct. | Pts. | Avg | Off Reb | Def Reb | Tot Reb | Avg | PF | DQ | A | TO | B | S | Min. |
|---------------|-----------|-----------|------------|------------|-------------|-----------|------------|-------------|------------|------------|-------------|------------|------------|-----------|-----------|------------|------------|------------|----------|------------|-----------|----------|-----------|--------------|
| 2006-07 | 30 | 22 | 69 | 167 | .413 | 37 | 110 | .336 | 66 | 80 | .825 | 241 | 8.0 | 6 | 28 | 34 | 1.1 | 76 | 0 | 57 | 44 | 1 | 12 | 632 |
| 2007-08 | 33 | 5 | 81 | 166 | .488 | 38 | 78 | .487 | 92 | 117 | .786 | 292 | 8.8 | 6 | 64 | 70 | 2.1 | 88 | 2 | 61 | 45 | 2 | 13 | 654 |
| Totals | 63 | 27 | 150 | 333 | .459 | 75 | 188 | .399 | 158 | 197 | .802 | 533 | 8.5 | 12 | 92 | 104 | 1.7 | 164 | 2 | 118 | 89 | 3 | 25 | 1,283 |

CAREER CONFERENCE STATS

| Year | G | GS | FG | FGA | Pct. | 3FG | 3FGA | Pct. | FT | FTA | Pct. | Pts. | Avg | Off Reb | Def Reb | Tot Reb | Avg | PF | DQ | A | TO | B | S | Min. |
|---------------|-----------|----------|-----------|------------|-------------|-----------|-----------|-------------|-----------|-----------|-------------|------------|------------|----------|-----------|-----------|------------|-----------|----------|-----------|-----------|----------|-----------|------------|
| 2006-07 | 14 | 7 | 31 | 76 | .408 | 16 | 50 | .320 | 17 | 21 | .810 | 95 | 6.8 | 3 | 10 | 13 | 0.9 | 31 | 0 | 20 | 14 | 1 | 5 | 277 |
| 2007-08 | 16 | 0 | 37 | 84 | .440 | 19 | 39 | .487 | 45 | 55 | .818 | 138 | 8.6 | 3 | 24 | 27 | 1.7 | 44 | 1 | 33 | 20 | 2 | 7 | 330 |
| Totals | 30 | 7 | 68 | 160 | .425 | 35 | 89 | .393 | 62 | 76 | .816 | 233 | 7.8 | 6 | 34 | 40 | 1.3 | 75 | 1 | 53 | 34 | 3 | 12 | 607 |



J.R. Giddens 15

Senior • Guard
 6-5 • 215
 Oklahoma City, Okla. (Kansas)

GENERAL INFO/CAREER

Transferred from Kansas prior to his junior year • Has essentially played for four college coaches...recruited by Roy Williams but played for Bill Self at Kansas and Ritchie McKay and Steve Alford at New Mexico • Led UNM in scoring in each of last two seasons • MWC Player of the Week five times as a senior (11/19, 1/7, 2/11, 2/18 and 3/10)...tied Utah's Andrew Bogut (2005) for most honors in a season... only player in MWC history to win honor four times in conference play • Won the award 6 times overall • One of the top rebounding guards in the nation • Won the Bob King MVP honors at the postseason banquet...also shared the Outstanding Defensive Award with teammate Dairese Gary.

2007-08 • SENIOR SEASON

- Led the team in scoring (16.3), rebounding (8.8), steals (4.7) and blocks (3.9)...2nd in assists (3.1)
- MWC Ranking - All Games
 - 16.3 ppg - 4th
 - 8.8 rpg - 1st...first guard to lead the MWC in rebounds
 - 51.6 FG% - 4th (make 5/game to qualify)
 - 1.42 spg - 17th
 - 1.18 bpg - 3rd
 - 3.12 apg - 9th
- MWC Ranking - MWC Games Only
 - 18.3 ppg - 1st
 - 8.3 rpg - 1st
 - 52.9 FG% - 3rd (make 5/game to qualify)
 - 3.38 apg - 17th
 - 1.50 spg - 6th
 - 1.31 bpg - 13rd
- Joined Utah's Andrew Bogut (2005) as the only two players to lead the MWC in scoring and rebounds in league play in the same year

- Only player to rank in the top-5 in scoring and rebounds in MWC games
- Only player to rank in the top-10 in points, rebounds, blocks, steals and assists in MWC games
- Only player in the MWC with multiple 30-point games in league play...36 vs. Wyoming and 30 vs. BYU
- Very efficient on the offensive end... the only player to rank in the top-5 in scoring and FG% in MWC games
- Only player in the MWC with at least 100 assists, 30 blocks and 40 steals
- Had 103 assists and 73 TOs...first season with more assists than TOs
- Set career highs for a season in points, rebounds, FG%, assists, blocks and steals
- Led the MWC with 11 double-doubles
- 290 rebounds this season is the most by a guard in UNM history...12th all time at UNM overall

2006-07 • JUNIOR SEASON

- Saw action in 26 games with 22 starts • Led the team in scoring with 15.8 ppg • Second on the team in rebounds with 6.5 rpg • earned **honorable mention All-MWC** honors • third on the team in assists with 60 • Scored 20+ points seven times and had three double-doubles on the year • Shot 44.1% from the floor, 30.1% from 3-pt. range and 59.0% from the FT line

PERSONAL

Born Feb. 13, 1985, J.R. is the son of Charles and Diana Giddens • Full name is Justin Ray Giddens • Has a younger sister, Breeanna, and an older sister, Porsche • Majoring in University Studies.

SEASON/CAREER HIGHS

| | |
|---|---|
| Points | Free Throws |
| Season...36 vs. Wyoming (2-9-08) | Season...10 vs. Utah (3-13-08) |
| Career...same | Career...same |
| Rebounds | Free Throw Attempts |
| Season...19 at UTEP (1-2-08) | Season...15 vs. Utah (3-13-08) |
| Career...same | Career...same |
| Field Goals | Assists |
| Season...15 vs. Wyoming (2-9-08) | Season...7 at UTEP (1-2-08) |
| Career...same | Career...same |
| Field Goal Attempts | Steals |
| Season...26 vs. BYU (2-26-08) | Season...6 vs. Wyoming (2-9-08) |
| Career...same | Career...same |
| Three-Point Field Goals | Blocked Shots |
| Season...3 at San Diego State (2-13-08) | Season...4 at San Diego State (2-13-08) |
| Career...7 vs. Iowa State (2-21-04)* | Career...same |
| Three-Point Field Goal Attempts | Minutes Played |
| Season...6 vs. Wyoming (2-9-08) | Season...44 (Twice) Last vs. Utah (3-13-08) |
| Career...13 vs. Pepperdine (12-29-06) | Career...45 vs. Texas Tech (2-14-05)* |
| | * at Kansas |

| SEASON AVERAGES | | | | MISCELLANEOUS | | | | SEA. | CAR. |
|-----------------|------|-----------|------|------------------------|----|--|--|------|------|
| GP..... | 33 | FT%..... | .586 | Double-Figure Scoring | 27 | | | 49 | |
| GS..... | 33 | APG..... | 3.1 | 30+ Points | 2 | | | 2 | |
| PPG..... | 16.3 | SPG..... | 1.4 | 20+ Points | 9 | | | 16 | |
| RPG..... | 8.8 | BPG..... | 1.2 | Double Figure Rebounds | 11 | | | 14 | |
| FG%..... | .516 | TO/C..... | 2.2 | Double-Doubles | 11 | | | 14 | |
| 3FG%..... | .333 | MPC..... | 32.2 | Led UNM in Scoring | 16 | | | 33 | |
| | | | | Led UNM in Rebounds | 27 | | | 34 | |
| | | | | Led UNM in Assists | 12 | | | 13 | |
| | | | | 5+ Assists | 7 | | | 11 | |
| | | | | Dunks | 34 | | | 50 | |
| | | | | Charges Drawn | 4 | | | 8 | |


| Opponent | GS | MP | FG-FGA | 3P-3PA | FT-FTA | O/D/T | PF | A | TO | BS | ST | TP | |
|------------------------------|----|----|--------|---------|--------|---------|------------|----|-----|----|----|----|-----|
| at Colorado | * | 22 | 2-5 | 0-1 | 0-0 | 0/6/6 | 4 | 0 | 3 | 2 | 0 | 4 | |
| Eastern Washington | * | 25 | 6-9 | 0-0 | 1-4 | 3/9/12 | 2 | 3 | 3 | 1 | 3 | 13 | |
| Presbyterian | * | 22 | 7-14 | 2-4 | 0-0 | 4/4/8 | 1 | 2 | 1 | 0 | 1 | 16 | |
| St. Bonaventure | * | 25 | 4-10 | 2-4 | 1-2 | 3/9/12 | 3 | 4 | 0 | 1 | 0 | 11 | |
| Loyola Marymount | * | 27 | 6-9 | 0-1 | 9-13 | 2/4/6 | 0 | 0 | 3 | 2 | 1 | 21 | |
| Hawai'i | * | 27 | 6-13 | 2-4 | 1-2 | 0/5/5 | 0 | 4 | 3 | 2 | 2 | 15 | |
| Southern Utah | * | 34 | 6-11 | 0-1 | 2-4 | 4/5/9 | 1 | 6 | 0 | 2 | 3 | 14 | |
| at Mississippi | * | 29 | 4-6 | 1-1 | 0-0 | 0/6/6 | 1 | 3 | 2 | 0 | 3 | 9 | |
| at New Mexico St. | * | 28 | 2-10 | 0-4 | 0-0 | 1/5/6 | 5 | 1 | 3 | 1 | 0 | 4 | |
| San Diego | * | 36 | 3-7 | 0-0 | 2-4 | 0/8/8 | 0 | 3 | 1 | 2 | 0 | 8 | |
| Texas Tech | * | 32 | 5-10 | 0-0 | 3-5 | 2/1/3 | 4 | 1 | 3 | 1 | 4 | 13 | |
| New Mexico St. | * | 34 | 2-6 | 1-3 | 2-2 | 3/5/8 | 3 | 2 | 2 | 1 | 0 | 7 | |
| Weber State | * | 30 | 7-10 | 2-3 | 2-4 | 1/8/9 | 1 | 1 | 1 | 0 | 2 | 18 | |
| at Hawai'i | * | 35 | 7-10 | 0-1 | 3-7 | 3/8/11 | 2 | 3 | 4 | 1 | 1 | 17 | |
| at UTEP | * | 43 | 6-18 | 0-4 | 8-9 | 3/16/19 | 4 | 7 | 4 | 1 | 0 | 20 | |
| at Wyoming | * | 37 | 4-12 | 2-5 | 6-8 | 2/6/8 | 5 | 5 | 2 | 2 | 1 | 16 | |
| San Diego State | * | 34 | 10-18 | 1-4 | 3-6 | 4/7/11 | 0 | 2 | 1 | 1 | 0 | 24 | |
| at TCU | * | 37 | 5-10 | 1-3 | 1-2 | 1/5/6 | 0 | 5 | 3 | 0 | 0 | 12 | |
| Air Force | * | 32 | 6-12 | 0-2 | 3-5 | 3/9/12 | 2 | 3 | 1 | 0 | 2 | 15 | |
| Utah | * | 38 | 7-15 | 0-0 | 0-0 | 3/5/8 | 0 | 6 | 3 | 1 | 1 | 14 | |
| at BYU | * | 25 | 2-8 | 0-1 | 0-1 | 0/6/6 | 0 | 2 | 0 | 1 | 0 | 4 | |
| at UNLV | * | 30 | 6-10 | 0-3 | 1-2 | 1/6/7 | 4 | 1 | 5 | 2 | 1 | 13 | |
| Colorado State | * | 30 | 9-11 | 1-1 | 0-0 | 0/7/7 | 0 | 4 | 1 | 2 | 2 | 19 | |
| Wyoming | * | 30 | 15-24 | 2-6 | 4-5 | 1/10/11 | 3 | 3 | 4 | 1 | 6 | 36 | |
| at San Diego State | * | 35 | 7-8 | 3-3 | 5-8 | 1/10/11 | 3 | 4 | 4 | 4 | 2 | 22 | |
| TCU | * | 38 | 10-18 | 1-2 | 4-12 | 1/7/8 | 1 | 3 | 1 | 1 | 2 | 25 | |
| at Air Force | * | 25 | 4-6 | 2-2 | 4-6 | 0/7/7 | 2 | 3 | 1 | 2 | 2 | 14 | |
| at Utah | * | 35 | 9-19 | 1-2 | 0-3 | 1/6/7 | 1 | 2 | 2 | 0 | 2 | 19 | |
| BYU | * | 44 | 12-26 | 0-2 | 6-13 | 2/5/7 | 4 | 3 | 1 | 3 | 1 | 30 | |
| UNLV | * | 40 | 6-15 | 0-2 | 5-6 | 3/12/15 | 2 | 5 | 2 | 0 | 1 | 17 | |
| at Colorado State | * | 21 | 6-11 | 0-0 | 1-2 | 0/1/1 | 3 | 3 | 1 | 1 | 1 | 13 | |
| vs. Utah ^{MWC Team} | * | 44 | 9-16 | 0-1 | 10-15 | 1/16/17 | 0 | 3 | 4 | 1 | 1 | 28 | |
| at Cal ^{NIT} | * | 39 | 10-20 | 1-5 | 5-7 | 4/9/13 | 3 | 6 | 4 | 0 | 2 | 26 | |
| Totals | | 33 | 1063 | 210-407 | 25-75 | 92-157 | 57/233/290 | 64 | 103 | 73 | 39 | 47 | 537 |

CAREER STATS

| Year | G | GS | FG | FGA | Pct. | 3FG | 3FGA | Pct. | FT | FTA | Pct. | Pts. | Avg | Off Reb | Def Reb | Tot Reb | Avg | PF | DQ | A | TO | B | S | Min. |
|---------------|------------|------------|------------|--------------|-------------|------------|------------|-------------|------------|------------|-------------|--------------|-------------|------------|------------|------------|------------|------------|----------|------------|------------|-----------|------------|--------------|
| 2003-04* | 33 | 29 | 141 | 297 | .475 | 74 | 182 | .407 | 18 | 27 | .667 | 374 | 11.3 | 19 | 100 | 119 | 3.6 | 69 | 1 | 28 | 37 | 20 | 24 | 854 |
| 2004-05* | 30 | 27 | 111 | 275 | .404 | 63 | 187 | .337 | 17 | 25 | .680 | 302 | 10.1 | 15 | 99 | 114 | 3.8 | 54 | 0 | 41 | 48 | 22 | 25 | 831 |
| at Kansas | 63 | 56 | 252 | 572 | .441 | 137 | 369 | .371 | 35 | 52 | .673 | 676 | 10.1 | 34 | 199 | 233 | 3.7 | 123 | 7 | 69 | 85 | 42 | 49 | 1,685 |
| 2006-07 | 26 | 22 | 156 | 354 | .441 | 41 | 136 | .301 | 59 | 100 | .590 | 412 | 15.8 | 31 | 138 | 169 | 6.5 | 41 | 0 | 60 | 69 | 13 | 22 | 785 |
| 2007-08 | 33 | 33 | 210 | 407 | .516 | 25 | 75 | .333 | 92 | 157 | .586 | 537 | 16.3 | 57 | 233 | 290 | 8.8 | 64 | 2 | 103 | 73 | 39 | 47 | 1,063 |
| at UNM | 59 | 55 | 366 | 761 | .481 | 66 | 211 | .313 | 151 | 257 | .588 | 950 | 16.1 | 88 | 371 | 459 | 7.8 | 105 | 2 | 163 | 142 | 52 | 69 | 1,848 |
| Totals | 122 | 111 | 618 | 1,333 | .464 | 203 | 580 | .350 | 186 | 309 | .602 | 1,626 | 13.3 | 122 | 570 | 692 | 5.7 | 228 | 3 | 232 | 227 | 94 | 118 | 3,533 |

CAREER CONFERENCE STATS

| Year | G | GS | FG | FGA | Pct. | 3FG | 3FGA | Pct. | FT | FTA | Pct. | Pts. | Avg | Off Reb | Def Reb | Tot Reb | Avg | PF | DQ | A | TO | B | S | Min. |
|---------------|-----------|-----------|------------|------------|-------------|------------|------------|-------------|-----------|------------|-------------|------------|-------------|-----------|------------|------------|------------|------------|----------|------------|-----------|-----------|-----------|--------------|
| 2003-04* | 16 | 14 | 67 | 147 | .456 | 43 | 96 | .448 | 3 | 9 | .333 | 180 | 11.3 | 5 | 50 | 55 | 3.4 | 33 | 0 | 14 | 17 | 7 | 13 | 422 |
| 2004-05* | 16 | 14 | 58 | 147 | .395 | 31 | 98 | .316 | 7 | 12 | .583 | 154 | 9.6 | 9 | 57 | 66 | 4.1 | 33 | 0 | 22 | 21 | 13 | 13 | 445 |
| at Kansas | 32 | 28 | 125 | 294 | .425 | 74 | 194 | .381 | 10 | 21 | .476 | 334 | 10.4 | 14 | 107 | 121 | 3.8 | 66 | 0 | 36 | 38 | 20 | 26 | 867 |
| 2006-07 | 11 | 8 | 60 | 140 | .429 | 15 | 47 | .319 | 17 | 38 | .447 | 152 | 13.8 | 13 | 56 | 69 | 6.3 | 22 | 0 | 21 | 27 | 5 | 4 | 324 |
| 2007-08 | 16 | 16 | 118 | 223 | .529 | 14 | 38 | .368 | 43 | 79 | .544 | 293 | 18.3 | 23 | 109 | 132 | 8.3 | 30 | 1 | 54 | 32 | 21 | 24 | 531 |
| at UNM | 27 | 24 | 178 | 363 | .490 | 29 | 85 | .341 | 60 | 117 | .513 | 445 | 16.5 | 36 | 165 | 201 | 7.4 | 52 | 1 | 75 | 59 | 26 | 28 | 855 |
| Totals | 59 | 52 | 303 | 657 | .461 | 103 | 279 | .369 | 70 | 138 | .507 | 779 | 13.2 | 50 | 272 | 322 | 5.5 | 118 | 1 | 111 | 97 | 46 | 54 | 1,722 |



Monquel 22 Pegues

Junior • Forward
6-10 • 255
Wilson, N.C. (Cape Fear (N.C.) CC)

GENERAL INFO/CAREER

Transfer from Cape Fear Community College in Wilmington, N.C., where he left as the school's all-time leader in points, rebounds, blocks, free throws made and attempted • Provided much needed size in the middle • Name is pronounced mahn-KWELL pig-EES.

2007-08 • JUNIOR SEASON

- Continued improvement throughout the season
- Monster dunk in the first half against UNLV that ignited a sold-out crowd at The Pit
- Two points and four boards against BYU
- Four boards, two points and a block in eight minutes at Air Force
- Five points in 13 minutes at BYU...2-5 from the field with two boards
- 19 minutes against Air Force is the most since playing a season-high 25 against Loyola Marymount on 11/18 in the fifth game of the year
- First assist of the year against New Mexico State at home
- Tied for team-high with six rebounds a New Mexico State
- Tied for team-high with six rebounds against Loyola Marymount
- Grabbed 10 boards against St. Bonaventure
- 6-8 from the FT line against Eastern Washington

2006-07 • SOPHOMORE SEASON (CAPE FEAR CC)

Averaged 17.7 ppg and 7.1 rpg, shooting 55.2% from the floor and 69.5% from the FT line • Earned *NJCAA Division I honorable mention All-American* honors under head coach Ryan Mantlo • Also named First Team All-Region 10.

2005-06 • FRESHMAN SEASON (CAPE FEAR CC)

Averaged 10.4 ppg and 6.4 rpg • Shot 55.6% from the field.

HIGH SCHOOL

A 2005 graduate of Fike High School in Wilson, N.C. • Averaged 13 points, 5 rebounds and 2 blocks as a senior • Rated a three-star recruit out of high school by Scout.com.

PERSONAL

Born Aug. 4, 1987, Monquel is the son of Gail Speight and Willard Pegues • Full name is Willard Monquel Pegues • First cousin is Julius Peppers who plays football for the Carolina Panthers • Plans to major in Sports Management • Played the organ and keyboard for his mother's church.

SEASON/CAREER HIGHS

| | |
|--|---|
| Points Season...6 vs. Eastern Washington (11-2-07) | Free Throws Season...6 vs. Eastern Washington (11-2-07) |
| Rebounds Season...10 vs. St. Bonaventure (11-17-07) | Free Throw Attempts Season...8 vs. Eastern Washington (11-2-07) |
| Field Goals Season...2 (Twice) Last at BYU (1-26-08) | Assists Season...1 (3 Times) Last vs. BYU (2-26-08) |
| Field Goal Attempts Season...8 at New Mexico St. (12-4-07) | Steals Season...1 (5 Times) Last at Colorado State (3-8-08) |
| Three-Point Field Goals Season...none | Blocked Shots Season...1 (6 Times) Last vs. UNLV (3-4-08) |
| Three-Point Field Goal Attempts Season...none | Minutes Played Season...25 vs. Loyola Marymount (11-18-07) |

SEASON AVERAGES

| | |
|---------------|--------------|
| GP.....33 | FT%......565 |
| GS.....0 | APG.....0.1 |
| PPG.....1.9 | SPG.....0.2 |
| RPG.....2.5 | BPG.....0.2 |
| FG%......240 | TO/G.....0.8 |
| 3FG%......000 | MPG.....11.5 |

MISCELLANEOUS

| | |
|------------------------|---|
| Led UNM in Rebounds | 3 |
| Double Figure Rebounds | 1 |
| Charges Drawn | 7 |
| Dunks | 2 |


| Opponent | GS | MP | FG-FGA | 3P-3PA | FT-FTA | O/D/T | PF | A | TO | BS | ST | TP |
|--------------------------------|------------|--------------|------------|--------------|-----------------|-----------|----------|-----------|----------|----------|-----------|----|
| at Colorado | 12 | 1-5 | 0-0 | 1-2 | 0/2/2 | 1 | 0 | 3 | 0 | 0 | 3 | |
| Eastern Washington | 14 | 0-2 | 0-0 | 6-8 | 0/2/2 | 2 | 0 | 0 | 0 | 0 | 6 | |
| Presbyterian | 15 | 2-4 | 0-0 | 0-0 | 0/1/1 | 1 | 0 | 0 | 1 | 0 | 4 | |
| St. Bonaventure | 14 | 0-2 | 0-0 | 1-3 | 2/8/10 | 2 | 0 | 2 | 0 | 0 | 1 | |
| Loyola Marymount | 25 | 1-6 | 0-0 | 2-4 | 3/3/6 | 3 | 0 | 2 | 1 | 1 | 4 | |
| Hawai'i | 12 | 0-1 | 0-0 | 2-2 | 0/3/3 | 4 | 0 | 2 | 0 | 0 | 2 | |
| Southern Utah | 15 | 1-3 | 0-0 | 2-2 | 1/5/6 | 2 | 0 | 0 | 0 | 1 | 4 | |
| at Mississippi | 10 | 0-3 | 0-0 | 0-0 | 0/0/0 | 1 | 0 | 1 | 0 | 0 | 0 | |
| at New Mexico St. | 15 | 1-8 | 0-0 | 1-2 | 3/3/6 | 1 | 0 | 3 | 1 | 0 | 3 | |
| San Diego | 17 | 1-4 | 0-0 | 0-0 | 1/2/3 | 1 | 0 | 0 | 0 | 0 | 2 | |
| Texas Tech | 15 | 1-6 | 0-0 | 2-5 | 1/3/4 | 0 | 0 | 0 | 1 | 1 | 4 | |
| New Mexico St. | 10 | 1-2 | 0-0 | 0-2 | 2/2/4 | 3 | 1 | 1 | 0 | 0 | 2 | |
| Weber State | 10 | 0-2 | 0-0 | 0-0 | 0/0/0 | 2 | 0 | 1 | 0 | 0 | 0 | |
| at Hawai'i | 5 | 0-0 | 0-0 | 1-2 | 0/1/1 | 3 | 0 | 1 | 0 | 0 | 1 | |
| at UTEP | 12 | 0-3 | 0-0 | 1-4 | 1/3/4 | 3 | 0 | 1 | 0 | 0 | 1 | |
| at Wyoming | 10 | 1-1 | 0-0 | 0-0 | 0/1/1 | 1 | 0 | 0 | 0 | 0 | 2 | |
| San Diego State | 10 | 0-1 | 0-0 | 1-2 | 0/1/1 | 1 | 1 | 0 | 0 | 0 | 1 | |
| at TCU | 14 | 1-1 | 0-0 | 0-0 | 0/1/1 | 3 | 0 | 1 | 0 | 0 | 2 | |
| Air Force | 19 | 0-2 | 0-0 | 0-0 | 0/3/3 | 4 | 0 | 2 | 0 | 0 | 0 | |
| Utah | 8 | 1-3 | 0-0 | 1-2 | 1/0/1 | 0 | 0 | 1 | 0 | 1 | 3 | |
| at BYU | 13 | 2-5 | 0-0 | 1-2 | 0/2/2 | 1 | 0 | 0 | 0 | 0 | 5 | |
| at UNLV | 5 | 0-0 | 0-0 | 0-0 | 0/0/0 | 1 | 0 | 1 | 0 | 0 | 0 | |
| Colorado State | 4 | 0-0 | 0-0 | 0-0 | 1/1/2 | 0 | 0 | 1 | 0 | 0 | 0 | |
| Wyoming | 11 | 0-1 | 0-0 | 2-2 | 0/1/1 | 1 | 0 | 0 | 0 | 0 | 2 | |
| at San Diego State | 8 | 1-2 | 0-0 | 0-0 | 1/0/1 | 1 | 0 | 0 | 0 | 0 | 2 | |
| TCU | 11 | 0-0 | 0-0 | 2-2 | 1/2/3 | 2 | 0 | 1 | 0 | 0 | 2 | |
| at Air Force | 8 | 1-1 | 0-0 | 0-0 | 1/3/4 | 0 | 0 | 0 | 1 | 0 | 2 | |
| at Utah | 9 | 0-2 | 0-0 | 0-0 | 0/1/1 | 1 | 0 | 1 | 0 | 0 | 0 | |
| BYU | 19 | 1-2 | 0-0 | 0-0 | 2/2/4 | 2 | 1 | 2 | 0 | 0 | 2 | |
| UNLV | 8 | 1-1 | 0-0 | 0-0 | 1/1/2 | 1 | 0 | 0 | 1 | 0 | 2 | |
| at Colorado State | 4 | 0-0 | 0-0 | 0-0 | 0/0/0 | 1 | 0 | 1 | 0 | 1 | 0 | |
| vs. Utah ^{NWAC Tour.} | 16 | 0-1 | 0-0 | 0-0 | 2/1/3 | 3 | 0 | 0 | 0 | 0 | 0 | |
| at Cal ^{NAT} | 3 | 0-1 | 0-0 | 0-0 | 0/0/0 | 2 | 0 | 0 | 0 | 0 | 0 | |
| Totals | 381 | 18-75 | 0-0 | 26-46 | 24/58/82 | 54 | 3 | 28 | 6 | 5 | 62 | |

CAREER STATS

| Year | G | GS | FG | FGA | Pct. | 3FG | 3FGA | Pct. | FT | FTA | Pct. | Pts. | Avg | Off Reb | Def Reb | Tot Reb | Avg | PF | DQ | A | TO | B | S | Min. |
|---------|----|----|----|-----|------|-----|------|------|----|-----|------|------|-----|---------|---------|---------|-----|----|----|---|----|---|---|------|
| 2007-08 | 33 | 0 | 18 | 75 | .240 | 0 | 0 | .000 | 26 | 46 | .565 | 62 | 1.9 | 24 | 57 | 82 | 2.5 | 54 | 0 | 3 | 28 | 6 | 5 | 381 |

CAREER CONFERENCE STATS

| Year | G | GS | FG | FGA | Pct. | 3FG | 3FGA | Pct. | FT | FTA | Pct. | Pts. | Avg | Off Reb | Def Reb | Tot Reb | Avg | PF | DQ | A | TO | B | S | Min. |
|---------|----|----|----|-----|------|-----|------|------|----|-----|------|------|-----|---------|---------|---------|-----|----|----|---|----|---|---|------|
| 2007-08 | 16 | 0 | 9 | 22 | .409 | 0 | 0 | .000 | 7 | 10 | .700 | 25 | 1.6 | 8 | 19 | 27 | 1.7 | 19 | 0 | 2 | 11 | 2 | 2 | 161 |



Darren Prentice 24

Senior • Guard

6-1 • 170

Alamogordo, N.M. (Alamogordo HS)

GENERAL INFO/CAREER

Quick, athletic guard who saw time at both back court positions • Averaged a team-high 5.0 assists during the Lobos' Bahamas tour over the summer • 2007 BTI All-Tournament Team selection

2007-08 • SENIOR SEASON

- 1.97 A/T/O ratio on the season was 5th in the MWC
- Had a span of five-plus games without a TO this season earlier in the season
- Six assists at Colorado State was his most in a MWC game this season
- 10 points on 3-5 shooting, 1-2 from 3-pt. range and 3-3 from the FT line, in 16 minutes off the bench at Utah
- 10 points off the bench at BYU...1-9 from the field, 1-5 from 3 and 7-8 from the FT line
- Tied a season-high with 19 points on 6-8 shooting from 3-pt. range, 1-2 from the FT line, in 22 minutes off the bench at TCU...Career-high for 3-pt. FGs
- 15 points off the bench at Wyoming...also had four assists and two steals
- 13 points off the bench at UTEP...eight points in OT
- Tied a season high with 19 points off the bench against San Diego...went 7-9 from the field, 2-3 from 3-pt. range and 3-5 from the FT line
- 19 points off the bench vs. Loyola Marymount
- Tied a career-high with eight assists against Eastern Washington

2006-07 • JUNIOR SEASON

Named *honorable mention All-MWC* Averaged a team-high 3.3 apg • had 101 assists on the season • first Lobo with over 100 assists in a year since Marlon Parmer had 182 in 2001 • 1.91 assist/turnover ratio was third in the MWC • Averaged 11.7 ppg and 4.0 apg in MWC action • Shot 42.5% from 3-pt. range in MWC play • Led the team

with 35 steals • Career-high 28 points at Utah tied for the most by a Lobo last season • Hit double figures in scoring in his last four games of the season, averaging 18.3 ppg in that span.

2005-06 • SOPHOMORE SEASON

Averaged 2.0 ppg in 23 games • Shot 56.7% from the floor and 50% (8/16) from 3-pt. range

2004-05 • FRESHMAN SEASON

Saw action in 25 games, including his first collegiate start at Utah on Jan. 22 • Only freshman to start a game in 2004-05 • Averaged 1.9 ppg and 7.8 mpg • Was granted a scholarship in late April 2004 after the NCAA repealed the 5/8 rule.

PERSONAL

Born May 11, 1986, in London, England • Raised in San Antonio, Texas, for much of his youth before moving to Alamogordo during high school • Full name is Darren Devaughn Prentice • Son of Paul and Myra Prentice • Has five older brothers, Darius, Lamont, Derek, Jose and Michael • Majoring in University Studies.

SEASON/CAREER HIGHS

| | | | |
|--|---|----------------------------|---|
| Points | Season...19 (3 Times) Last at TCU (1-15-08) | Free Throws | Season...3 (5 Times) Last at Utah (2-23-08) |
| | Career...28 at Utah (2-24-07) | | Career...6 vs. Kansas State (12-23-06) |
| Rebounds | Season...5 vs. Presbyterian (11-16-07) | Free Throw Attempts | Season...5 vs. San Diego (12-8-07) |
| | Career...6 vs. Air Force (2-10-07) | | Career...7 (3 Times) Last at Utah (2-24-07) |
| Field Goals | Season...7 vs. San Diego (12-8-07) | Assists | Season...8 vs. Eastern Washington (11-2-07) |
| | Career...9 at Utah (2-24-07) | | Career...8 (Twice) |
| Field Goal Attempts | Season...13 at Wyoming (1-5-08) | Steals | Season...3 (3 Times) Last at BYU (1-26-08) |
| | Career...17 vs. San Diego State (2-20-07) | | Career...3 (6 Times) |
| Three-Point Field Goals | Season...6 at TCU (1-15-08) | Blocked Shots | Season...2 vs. San Diego State (1-12-08) |
| | Career...same | | Career...same |
| Three-Point Field Goal Attempts | Season...9 (Twice) Last at Wyoming (1-5-08) | Minutes Played | Season...34 at Wyoming (1-5-08) |
| | Career...10 vs. San Diego State (2-20-07) | | Career...43 at Utah (2-24-07) |

SEASON AVERAGES

| | | | |
|------|------|------|------|
| GP | 32 | FT% | .729 |
| GS | 3 | APG | 2.3 |
| PPG | 7.0 | SPG | 0.7 |
| RPG | 1.6 | BPG | 0.1 |
| FG% | .398 | TO/G | 1.2 |
| 3FG% | .376 | MPG | 20.2 |

MISCELLANEOUS

| | | | |
|-----------------------|---|------|----|
| Double-Figure Scoring | 8 | SEA. | 22 |
| 20+ Points | 0 | CAR. | 1 |
| Led UNM in Scoring | 3 | | 5 |
| Led UNM in Rebounds | 0 | | 1 |
| Led UNM in Assists | 7 | | 17 |
| 5+ Assists | 3 | | 11 |
| Led UNM in Steals | 2 | | 9 |
| Dunks | 1 | | 3 |
| Charges Drawn | 5 | | 19 |

| Opponent | GS | MP | FG-FGA | 3P-3PA | FT-FTA | O/D/T | PF | A | TO | BS | ST | TP |
|----------------------|----------|------------|---------------|---------------|--------------|-----------------|-----------|-----------|-----------|----------|-----------|------------|
| at Colorado | 16 | 0-1 | 0-1 | 1-2 | 0/1/1 | 1 | 4 | 2 | 0 | 0 | 1 | |
| Eastern Washington | 20 | 3-6 | 2-4 | 1-1 | 0/2/2 | 0 | 8 | 1 | 0 | 0 | 9 | |
| Presbyterian | 21 | 2-5 | 2-5 | 0-0 | 0/5/5 | 0 | 4 | 0 | 0 | 1 | 6 | |
| St. Bonaventure | 25 | 5-10 | 4-7 | 0-0 | 0/0/0 | 1 | 3 | 0 | 0 | 0 | 14 | |
| Loyola Marymount | 25 | 6-11 | 5-9 | 2-2 | 0/4/4 | 3 | 3 | 0 | 0 | 1 | 19 | |
| Hawaii'i | 28 | 1-5 | 0-3 | 0-0 | 2/1/3 | 1 | 4 | 0 | 0 | 3 | 2 | |
| Southern Utah | * 24 | 2-11 | 1-8 | 0-0 | 0/2/2 | 1 | 5 | 0 | 0 | 3 | 5 | |
| at Mississippi | * 21 | 2-6 | 2-6 | 3-4 | 0/1/1 | 1 | 0 | 2 | 0 | 1 | 9 | |
| at New Mexico St. | * 12 | 0-4 | 0-4 | 0-0 | 0/0/0 | 0 | 0 | 1 | 0 | 0 | 0 | |
| San Diego | 27 | 7-9 | 2-3 | 3-5 | 2/2/4 | 1 | 2 | 4 | 0 | 0 | 19 | |
| Texas Tech | 22 | 1-2 | 0-1 | 0-0 | 0/0/0 | 1 | 2 | 4 | 0 | 1 | 2 | |
| New Mexico St. | 23 | 3-11 | 0-5 | 3-4 | 2/1/3 | 1 | 3 | 1 | 0 | 0 | 9 | |
| Weber State | 22 | 3-4 | 3-3 | 0-0 | 0/2/2 | 1 | 3 | 2 | 0 | 1 | 9 | |
| at Hawaii'i | 25 | 3-7 | 1-2 | 2-2 | 0/1/1 | 1 | 1 | 1 | 0 | 1 | 9 | |
| at UTEP | 27 | 4-7 | 2-4 | 3-4 | 0/1/1 | 3 | 2 | 2 | 0 | 1 | 13 | |
| at Wyoming | 34 | 5-13 | 3-9 | 2-2 | 2/0/2 | 2 | 4 | 4 | 0 | 2 | 15 | |
| San Diego State | 24 | 2-7 | 1-4 | 0-0 | 0/1/1 | 1 | 3 | 0 | 2 | 2 | 5 | |
| at TCU | 22 | 6-8 | 6-8 | 1-2 | 0/1/1 | 1 | 0 | 3 | 0 | 0 | 19 | |
| Air Force | 22 | 3-7 | 1-4 | 0-0 | 0/1/1 | 1 | 3 | 0 | 0 | 0 | 7 | |
| Utah | 16 | 0-3 | 0-0 | 0-0 | 0/0/0 | 0 | 2 | 1 | 0 | 0 | 0 | |
| at BYU | 23 | 1-9 | 1-5 | 7-8 | 2/0/2 | 1 | 2 | 2 | 0 | 3 | 10 | |
| at UNLV | 17 | 2-4 | 1-3 | 1-2 | 0/3/3 | 2 | 0 | 1 | 0 | 0 | 6 | |
| Colorado State | 15 | 1-4 | 1-2 | 0-0 | 0/1/1 | 2 | 3 | 0 | 0 | 0 | 3 | |
| Wyoming | DNP | | | | | | | | | | | |
| at San Diego State | 2 | 0-0 | 0-0 | 0-0 | 0/0/0 | 0 | 1 | 0 | 0 | 0 | 0 | |
| TCU | 6 | 0-0 | 0-0 | 0-0 | 0/1/1 | 1 | 0 | 0 | 0 | 0 | 0 | |
| at Air Force | 17 | 2-3 | 2-2 | 0-0 | 1/2/3 | 0 | 1 | 0 | 0 | 0 | 6 | |
| at Utah | 16 | 3-4 | 1-2 | 3-3 | 0/0/0 | 0 | 2 | 0 | 0 | 0 | 10 | |
| BYU | 13 | 0-3 | 0-2 | 1-2 | 1/0/1 | 0 | 1 | 0 | 0 | 0 | 1 | |
| UNLV | 15 | 3-6 | 1-3 | 0-2 | 0/1/1 | 1 | 3 | 1 | 0 | 0 | 7 | |
| at Colorado State | 23 | 1-3 | 1-3 | 2-3 | 0/2/2 | 1 | 6 | 2 | 0 | 1 | 5 | |
| vs. Utah MWC Tour | 25 | 0-4 | 0-1 | 0-0 | 0/2/2 | 2 | 0 | 1 | 1 | 0 | 0 | |
| at Cal ^{MS} | 17 | 1-4 | 1-4 | 0-0 | 1/1/2 | 0 | 1 | 3 | 0 | 0 | 3 | |
| Totals | 3 | 645 | 72-181 | 44-117 | 35-48 | 13/39/52 | 31 | 75 | 38 | 3 | 21 | 223 |

CAREER STATS

| Year | G | GS | FG | FGA | Pct. | 3FG | 3FGA | Pct. | FT | FTA | Pct. | Pts. | Avg | Off Reb | Def Reb | Tot Reb | Avg | PF | DQ | A | TO | B | S | Min. |
|---------------|------------|-----------|------------|------------|-------------|------------|------------|-------------|-----------|------------|-------------|------------|------------|-----------|------------|------------|------------|------------|----------|------------|------------|----------|-----------|--------------|
| 2004-05 | 25 | 1 | 16 | 36 | .444 | 5 | 20 | .250 | 11 | 21 | .524 | 48 | 1.9 | 7 | 11 | 18 | 0.7 | 15 | 0 | 21 | 15 | 1 | 9 | 194 |
| 2005-06 | 23 | 0 | 17 | 30 | .567 | 8 | 16 | .500 | 4 | 6 | .667 | 46 | 2.0 | 4 | 8 | 12 | 0.5 | 10 | 0 | 12 | 10 | 1 | 8 | 188 |
| 2006-07 | 31 | 19 | 94 | 223 | .422 | 55 | 145 | .379 | 32 | 51 | .627 | 275 | 8.9 | 23 | 42 | 65 | 2.1 | 49 | 1 | 101 | 53 | 3 | 35 | 805 |
| 2007-08 | 32 | 3 | 72 | 181 | .398 | 44 | 117 | .376 | 35 | 46 | .729 | 223 | 7.0 | 13 | 39 | 60 | 1.6 | 31 | 0 | 75 | 38 | 3 | 21 | 645 |
| Totals | 111 | 24 | 199 | 458 | .434 | 112 | 298 | .376 | 82 | 127 | .646 | 596 | 5.4 | 47 | 100 | 146 | 1.3 | 105 | 1 | 210 | 116 | 8 | 73 | 1,829 |

CAREER CONFERENCE STATS

| Year | G | GS | FG | FGA | Pct. | 3FG | 3FGA | Pct. | FT | FTA | Pct. | Pts. | Avg | Off Reb | Def Reb | Tot Reb | Avg | PF | DQ | A | TO | B | S | Min. |
|---------------|-----------|-----------|------------|------------|-------------|-----------|------------|-------------|-----------|-----------|-------------|------------|------------|-----------|-----------|-----------|------------|-----------|----------|-----------|-----------|----------|-----------|------------|
| 2004-05 | 8 | 1 | 3 | 7 | .429 | 2 | 5 | .400 | 1 | 2 | .500 | 9 | 1.1 | 1 | 1 | 2 | 0.3 | 5 | 0 | 4 | 2 | 0 | 3 | 30 |
| 2005-06 | 14 | 0 | 12 | 19 | .632 | 5 | 10 | .500 | 4 | 6 | .667 | 33 | 2.4 | 2 | 5 | 7 | 0.5 | 5 | 0 | 2 | 4 | 0 | 4 | 94 |
| 2006-07 | 15 | 15 | 62 | 135 | .459 | 34 | 80 | .425 | 17 | 28 | .607 | 175 | 11.7 | 15 | 27 | 42 | 2.8 | 27 | 1 | 57 | 34 | 2 | 20 | 485 |
| 2007-08 | 15 | 0 | 29 | 74 | .392 | 19 | 47 | .404 | 17 | 24 | .708 | 94 | 6.3 | 6 | 13 | 19 | 1.3 | 13 | 0 | 31 | 14 | 2 | 8 | 265 |
| Totals | 52 | 16 | 106 | 235 | .451 | 60 | 134 | .448 | 39 | 60 | .650 | 311 | 5.9 | 24 | 46 | 70 | 1.3 | 50 | 1 | 94 | 54 | 4 | 35 | 884 |



Roman Martinez 30

Sophomore • Forward

6-6 • 185

El Paso, Texas (Montwood HS)

GENERAL INFO/CAREER

Versatile wing player who is a good defender • Very savvy on the court • Only returning sophomore on the team • First name is pronounced row-MAHN • Averaged 10.5 ppg and a team-high 9.3 rpg during the Lobos' four-game tour of the Bahamas in May • Won the Lobo Award for his work on the court, in the classroom and in the community.

2007-08 • SOPHOMORE SEASON

- Started last 24 games
- Shot 47.0% from 3-pt. range in MWC games...42.0% from behind the arc in all games
- 1.81 A/T.O. ratio was 9th in the MWC
- Scored 12 points on 4-7 shooting, 2-4 from 3-pt. range, against Utah in the MWC Tournament
- Career-high three steals against Wyoming...also added six points and five boards
- 10 points on 2-4 shooting, 2-3 from 3-pt. range and 4-6 from the FT line, at UNLV
- Eight points, three boards and four assists in a career-high 39 minutes against Utah
- 13 points - 10 in the first half - against Air Force
- 10 points, four boards, three assists and two steals at TCU
- Got into early foul trouble and only played eight minutes at UTEP
- Career-high 24 points on 6-10 shooting, 2-4 from 3-pt. range and

10-11 from the FT line, against New Mexico State...set career marks for points, shots, FTs and FT attempts

• Team-high seven boards and six assists against Texas Tech...tied a career-high in rebounds and set a new mark in assists

• 17 points on 7-7 shooting with four rebounds, two assists and two steals at Ole Miss...led the team in scoring for first time

2006-07 • FRESHMAN SEASON

Averaged 2.7 ppg and 2.6 rpg, playing in 31 games • First true freshman to start the first 10 games of the season since Clayton Shields started the first 25 in 1994-95 • Made four of his last eight 3-pt. FGs after missing 13 straight • Led the team in rebounds and assists three times.

PERSONAL

Born March 5, 1988, in El Paso • Full name is Roman Eduardo Martinez • Son of Eddie and Pam • Father was born in Los Alamos, N.M., and attended high school there • Grandfather, Francisco Martinez, was all-league in basketball at New Mexico State • He also played for Mexico in the 1936 Summer Olympics in Berlin, leading his country to the bronze medal • Roman has two sisters (Monica and Nikki) and two brothers (Omar and Carlo).

SEASON/CAREER HIGHS

| | | | |
|---|--|---|--|
| Points | Season...24 vs. New Mexico St. (12-19-07) | Free Throws | Season...10 vs. New Mexico St. (12-19-07) |
| Career...same | | Career...same | |
| Rebounds | Season...9 vs. BYU (2-26-08) | Free Throw Attempts | Season...11 vs. New Mexico St. (12-19-07) |
| Career...same | | Career...same | |
| Field Goals | Season...7 at Mississippi (12-1-07) | Assists | Season...6 vs. Texas Tech (12-5-07) |
| Career...same | | Career...same | |
| Field Goal Attempts | Season...10 vs. New Mexico St. (12-19-07) | Steals | Season...3 vs. Wyoming (2-9-08) |
| Career...same | | Career...same | |
| Three-Point Field Goals | Season...3 vs. Loyola Marymount (11-18-07) | Blocked Shots | Season...2 vs. Loyola Marymount (11-18-07) |
| Career...same | | Career...3 vs. Abilene Christian (11-10-06) | |
| Three-Point Field Goal Attempts | Season...4 (5 Times) Last vs. Utah (3-13-08) | Minutes Played | Season...39 vs. Utah (1-22-08) |
| Career...5 vs. Abilene Christian (11-10-06) | | Career...same | |

SEASON AVERAGES

| | |
|--------------|--------------|
| GP.....33 | FT%.....724 |
| GS.....24 | APG.....2.0 |
| PPG.....7.0 | SPG.....0.9 |
| RPG.....3.9 | BPG.....0.2 |
| FG%.....468 | TO/G.....1.1 |
| 3FG%.....420 | MPG.....24.3 |

MISCELLANEOUS

| | | |
|-----------------------|----|----|
| Double-Figure Scoring | 8 | 8 |
| Led UNM in Scoring | 2 | 2 |
| Led UNM in Rebounds | 2 | 5 |
| Led UNM in Assists | 4 | 7 |
| 5+ Assists | 1 | 2 |
| Charges Drawn | 13 | 18 |

| Opponent | GS | MP | FG-FGA | 3P-3PA | FT-FTA | O/D/T | PF | A | TO | BS | ST | TP |
|----------------------------------|-----------|------------|---------------|--------------|--------------|------------------|-----------|-----------|-----------|----------|-----------|------------|
| at Colorado | 28 | 3-6 | 1-2 | 0-0 | 5/27 | 3 | 3 | 0 | 1 | 1 | 7 | |
| Eastern Washington | 23 | 3-6 | 1-3 | 0-0 | 2/3/5 | 2 | 2 | 0 | 0 | 2 | 7 | |
| Presbyterian | 21 | 1-2 | 0-0 | 0-2 | 2/2/4 | 1 | 2 | 2 | 0 | 2 | 2 | |
| St. Bonaventure | 16 | 1-5 | 0-2 | 0-1 | 2/0/2 | 2 | 2 | 0 | 0 | 2 | 2 | |
| Loyola Marymount | 23 | 4-5 | 3-4 | 0-0 | 2/3/5 | 0 | 2 | 2 | 2 | 2 | 11 | |
| Hawai'i | 19 | 0-3 | 0-2 | 0-0 | 1/0/1 | 2 | 3 | 0 | 0 | 0 | 0 | |
| Southern Utah | 20 | 1-4 | 0-2 | 1-2 | 0/3/3 | 4 | 0 | 1 | 0 | 0 | 3 | |
| at Mississippi | 22 | 7-7 | 1-1 | 2-2 | 0/4/4 | 3 | 2 | 2 | 0 | 2 | 17 | |
| at New Mexico St. | 17 | 0-3 | 0-1 | 0-0 | 1/1/2 | 3 | 2 | 1 | 1 | 0 | 0 | |
| San Diego | * 18 | 2-6 | 1-4 | 0-0 | 1/1/2 | 4 | 1 | 1 | 0 | 0 | 5 | |
| Texas Tech | * 24 | 0-2 | 0-0 | 5-6 | 2/5/7 | 3 | 6 | 1 | 1 | 1 | 5 | |
| New Mexico State | * 26 | 6-10 | 2-4 | 10-11 | 2/3/5 | 3 | 1 | 2 | 0 | 1 | 24 | |
| Weber State | * 25 | 2-4 | 0-0 | 2-2 | 0/4/4 | 2 | 4 | 0 | 1 | 1 | 6 | |
| at Hawai'i | * 32 | 4-7 | 0-0 | 3-3 | 2/2/4 | 2 | 2 | 3 | 0 | 1 | 11 | |
| at UTEP | * 8 | 0-2 | 0-0 | 1-2 | 1/0/1 | 3 | 0 | 1 | 0 | 0 | 1 | |
| at Wyoming | * 20 | 1-4 | 0-1 | 1-2 | 1/2/3 | 2 | 2 | 0 | 0 | 0 | 3 | |
| San Diego State | * 23 | 3-7 | 1-2 | 0-0 | 5/0/5 | 3 | 2 | 1 | 0 | 0 | 7 | |
| at TCU | * 29 | 3-7 | 1-3 | 3-4 | 3/1/4 | 4 | 3 | 4 | 0 | 2 | 10 | |
| Air Force | * 28 | 5-10 | 2-4 | 1-2 | 1/1/2 | 1 | 1 | 0 | 0 | 0 | 13 | |
| Utah | * 39 | 2-3 | 2-3 | 2-2 | 2/1/3 | 3 | 4 | 0 | 0 | 1 | 6 | |
| at BYU | * 20 | 1-4 | 1-2 | 2-4 | 0/2/2 | 2 | 1 | 0 | 0 | 1 | 5 | |
| at UNLV | * 20 | 2-4 | 2-3 | 4-6 | 3/2/5 | 3 | 0 | 5 | 0 | 0 | 10 | |
| Colorado State | * 26 | 2-2 | 1-1 | 1-1 | 1/5/6 | 2 | 1 | 3 | 0 | 2 | 6 | |
| Wyoming | * 27 | 3-6 | 0-2 | 0-0 | 3/2/5 | 1 | 2 | 1 | 0 | 3 | 6 | |
| at San Diego State | * 19 | 2-3 | 2-2 | 0-0 | 1/0/1 | 3 | 2 | 1 | 0 | 1 | 6 | |
| TCU | * 26 | 2-6 | 1-2 | 0-0 | 2/1/3 | 4 | 2 | 1 | 0 | 0 | 5 | |
| at Air Force | * 32 | 3-6 | 1-3 | 0-0 | 1/3/4 | 3 | 1 | 1 | 0 | 2 | 7 | |
| at Utah | * 27 | 3-7 | 0-2 | 0-0 | 3/2/5 | 1 | 3 | 0 | 0 | 1 | 6 | |
| BYU | * 34 | 3-7 | 1-3 | 1-1 | 3/6/9 | 5 | 3 | 0 | 0 | 0 | 8 | |
| UNLV | * 32 | 1-3 | 0-1 | 1-2 | 3/2/5 | 0 | 2 | 2 | 0 | 0 | 3 | |
| at Colorado State | * 27 | 4-8 | 1-1 | 0-0 | 0/4/4 | 3 | 1 | 0 | 0 | 0 | 9 | |
| vs. Utah <small>MWC Tour</small> | * 27 | 4-7 | 2-4 | 2-3 | 1/2/3 | 3 | 1 | 0 | 0 | 1 | 12 | |
| at Cal <small>NIT</small> | * 23 | 2-5 | 2-5 | 0-0 | 2/1/3 | 4 | 2 | 1 | 0 | 2 | 6 | |
| Totals | 25 | 801 | 80-171 | 29-69 | 42-58 | 58/70/128 | 84 | 65 | 36 | 6 | 31 | 231 |

CAREER STATS

| Year | G | GS | FG | FGA | Pct. | 3FG | 3FGA | Pct. | FT | FTA | Pct. | Pts. | Avg | Off | Def | Tot | Reb | PF | DQ | A | TO | B | S | Min. |
|---------------|-----------|-----------|------------|------------|-------------|-----------|------------|-------------|-----------|-----------|-------------|------------|------------|-----------|------------|------------|------------|------------|----------|------------|-----------|-----------|-----------|--------------|
| 2006-07 | 31 | 12 | 31 | 78 | .397 | 8 | 33 | .242 | 13 | 20 | .650 | 83 | 2.7 | 36 | 44 | 80 | 2.6 | 42 | 0 | 36 | 22 | 10 | 16 | 388 |
| 2007-08 | 33 | 24 | 80 | 171 | .468 | 29 | 69 | .420 | 42 | 58 | .724 | 231 | 7.0 | 58 | 70 | 128 | 3.9 | 84 | 1 | 65 | 36 | 6 | 31 | 801 |
| Totals | 64 | 36 | 111 | 249 | .446 | 37 | 102 | .363 | 55 | 78 | .705 | 308 | 4.8 | 94 | 114 | 208 | 3.3 | 126 | 1 | 101 | 58 | 16 | 47 | 1,189 |

CAREER CONFERENCE STATS

| Year | G | GS | FG | FGA | Pct. | 3FG | 3FGA | Pct. | FT | FTA | Pct. | Pts. | Avg | Off | Def | Tot | Reb | PF | DQ | A | TO | B | S | Min. |
|---------------|-----------|-----------|-----------|------------|-------------|-----------|-----------|-------------|-----------|-----------|-------------|------------|------------|-----------|-----------|-----------|------------|-----------|----------|-----------|-----------|----------|-----------|------------|
| 2006-07 | 15 | 0 | 11 | 29 | .379 | 4 | 12 | .333 | 3 | 4 | .750 | 29 | 2.1 | 11 | 19 | 30 | 2.0 | 18 | 0 | 11 | 4 | 2 | 6 | 151 |
| 2007-08 | 16 | 16 | 40 | 87 | .460 | 16 | 35 | .457 | 16 | 24 | .667 | 112 | 7.0 | 32 | 34 | 66 | 4.1 | 40 | 1 | 30 | 19 | 0 | 13 | 429 |
| Totals | 31 | 16 | 51 | 116 | .440 | 20 | 47 | .426 | 19 | 28 | .679 | 141 | 4.5 | 43 | 53 | 96 | 3.1 | 58 | 1 | 41 | 23 | 2 | 18 | 580 |



Tony Danridge³²

Senior • Guard/Forward
6-5 • 215
San Bernardino, Calif. (Cajon HS)

GENERAL INFO/CAREER

One of four returning starters from last year's squad • Only player to see action in all 95 games over the last three years • High-flying win who has led the team in dunks each of the last two years • Needs 248 points to become the 25th member of the Lobos' 1,000-point club • Averaged 20.5 ppg and 5.5 rpg in the four-game tour of the Bahamas in May • Suffered a broken left leg on Oct. 4 and had surgery on Oct. 8 • Expected to miss at least three months.

2007-08 • SENIOR SEASON

• Missed the first game of his career at Colorado due to a broken leg

2006-07 • JUNIOR SEASON

Named **3rd Team All-MWC** • Second on the team in scoring, averaging 12.5 ppg • Shot 50.9% from the floor, 69.3% from the FT line and 41.0% from 3-pt. range • Led the team with 24 dunks • Named to the 2006 Las Vegas Classic All-Tournament team • Scored 17 points in UNM's upset win over No. 8 Wichita State • Scored a career-high 24 points against San Diego State, Colorado State and Alcorn State • Won the prestigious international William Jones Cup in Taiwan as a member of Athletes in Action in the summer of 2006 • Averaged 14 ppg and 5 rpg in the tournament • Teammate Daniel Faris also participated in the event.

2005-06 • SOPHOMORE SEASON

Averaged 8.4 ppg, 2.5 rpg • Shot 51.3% from the floor and 69.7% from the FT line • Started all but the last three games • Made his first 13 FTs of the season • Led the team with 14 dunks...Slam against K-State was ESPN's Play of the Day where his eyes were even with the rim • Just 4.4 ppg on 17-39 shooting

last nine games.

2004-05 • FRESHMAN SEASON

Averaged 3.0 ppg, 1.0 rpg and 12.1 mpg • One of only five players to play in every game and only freshman to do so • Reached double figures in scoring twice • 10 against Western New Mexico on Nov. 19 and 10 against Wyoming on Jan. 8.

HIGH SCHOOL

High-scoring wing who received the John Wooden Award following his senior year at San Bernardino (Calif.) Cajon (kuh-hoan) High School...it's an honor bestowed upon the best prep basketball player for his classification (Div. II) in Southern California • Averaged 29.6 points, 9 rebounds, 2.3 blocks and 3 steals a game for head coach Randy Murray in 2003-04 • Three-year starter who led the Cowboys to the third round of the state playoffs as a senior • Averaged 21 ppg as a junior, earning first team all-CIF honors • MVP and slam-dunk champion in the 2004 San Bernardino/Riverside County All-Star game.

PERSONAL

Born Feb. 26, 1986, in San Francisco, Calif. • Full name is Anthony Steven Danridge • Son of Victor and Venus Danridge • Father is the pastor and mom a counselor at the Inland Empire Deliverance Center in San Bernardino • Tony is the middle child of five children, and he's the only boy • Sisters are Vicky, Shema, Rachel and Stephanie • Majoring in University Studies.

SEASON/CAREER HIGHS

| | |
|---|--|
| Points | Free Throws |
| Season... 24 (3 Times) Last vs. San Diego State (2-20-07) | Season... 7 vs. Alcorn State (12-28-06) |
| Rebounds | Free Throw Attempts |
| Season... 6 vs. North Carolina A&T (12-16-06) | Season... 8 vs. Alcorn State (12-28-06) |
| Field Goals | Assists |
| Season... 10 (Twice) Last vs. San Diego State (2-20-07) | Season... 6 vs. Utah (1-13-07) |
| Field Goal Attempts | Steals |
| Season... 21 vs. San Diego State (2-20-07) | Season... 3 (Twice) Last vs. TCU (2-17-06) |
| Three-Point Field Goals | Blocked Shots |
| Season... 2 (4 Times) Last at San Diego State (2-20-07) | Season... 2 vs. Colorado State (11-6-07) |
| Three-Point Field Goal Attempts | Minutes Played |
| Season... 5 vs. San Diego State (2-20-07) | Season... 44 at UNLV (1-27-07) |

SEASON AVERAGES (2006-07)

| | |
|----------------|---------------|
| GP..... 32 | FT%..... .693 |
| GS..... 32 | APG..... 1.3 |
| PPG..... 12.5 | SPG..... 0.8 |
| RPG..... 2.5 | BPG..... 0.3 |
| FG%..... .509 | TO/G..... 1.2 |
| 3FG%..... .410 | MPG..... 28.0 |

MISCELLANEOUS

| SEA. | CAR. |
|-----------------------|------|
| Double-Figure Scoring | 37 |
| 20+ Points | 4 |
| Led UNM in Rebounds | 1 |
| Led UNM in Scoring | 9 |
| Led UNM in Steals | 3 |
| Led UNM in Assists | 2 |
| Charges Drawn | 1 |
| Dunks | 49 |

| Opponent | GS | MP | FG-FGA | 3P-3PA | FT-FTA | O/D/T | PF | A | TO | B | S | TP |
|---------------------|-----|---------|--------|--------|--------|-------|----|---|----|---|---|----|
| at Colorado | DNP | Injured | | | | | | | | | | |
| Eastern Washington | DNP | Injured | | | | | | | | | | |
| Presbyterian | DNP | Injured | | | | | | | | | | |
| St. Bonaventure | DNP | Injured | | | | | | | | | | |
| Loyola Marymount | DNP | Injured | | | | | | | | | | |
| Hawaii | DNP | Injured | | | | | | | | | | |
| Southern Utah | DNP | Injured | | | | | | | | | | |
| at Mississippi | DNP | Injured | | | | | | | | | | |
| at New Mexico St. | DNP | Injured | | | | | | | | | | |
| San Diego | DNP | Injured | | | | | | | | | | |
| Texas Tech | DNP | Injured | | | | | | | | | | |
| New Mexico St. | DNP | Injured | | | | | | | | | | |
| Weber State | DNP | Injured | | | | | | | | | | |
| at Hawaii | DNP | Injured | | | | | | | | | | |
| at UTEP | DNP | Injured | | | | | | | | | | |
| at Wyoming | DNP | Injured | | | | | | | | | | |
| San Diego State | DNP | Injured | | | | | | | | | | |
| at TCU | DNP | Injured | | | | | | | | | | |
| Air Force | DNP | Injured | | | | | | | | | | |
| Utah | DNP | Injured | | | | | | | | | | |
| at BYU | DNP | Injured | | | | | | | | | | |
| at UNLV | DNP | Injured | | | | | | | | | | |
| Colorado State | DNP | Injured | | | | | | | | | | |
| Wyoming | DNP | Injured | | | | | | | | | | |
| at San Diego State | DNP | Injured | | | | | | | | | | |
| TCU | DNP | Injured | | | | | | | | | | |
| at Air Force | DNP | Injured | | | | | | | | | | |
| at Utah | DNP | Injured | | | | | | | | | | |
| BYU | DNP | Injured | | | | | | | | | | |
| UNLV | DNP | Injured | | | | | | | | | | |
| at Colorado State | DNP | Injured | | | | | | | | | | |
| vs. Utah MWC Tourn. | DNP | Injured | | | | | | | | | | |
| at Cal NIT | DNP | Injured | | | | | | | | | | |

CAREER STATS

| Year | G | GS | FG | FGA | Pct. | 3FG | 3FGA | Pct. | FT | FTA | Pct. | Pts. | Avg | Off Reb | Def Reb | Tot Reb | Avg | PF | DQ | A | TO | B | S | Min. |
|---------|----|----|-----|-----|------|-----|------|------|-----|-----|------|------|------|---------|---------|---------|-----|-----|----|----|----|----|----|-------|
| 2004-05 | 33 | 0 | 44 | 88 | .500 | 0 | 0 | .000 | 12 | 23 | .522 | 100 | 3.0 | 16 | 18 | 34 | 1.0 | 43 | 0 | 14 | 21 | 4 | 10 | 399 |
| 2005-06 | 30 | 27 | 99 | 193 | .513 | 1 | 9 | .111 | 53 | 76 | .697 | 252 | 8.4 | 31 | 45 | 76 | 2.5 | 51 | 0 | 30 | 37 | 2 | 13 | 791 |
| 2006-07 | 32 | 32 | 166 | 326 | .509 | 16 | 39 | .410 | 52 | 75 | .693 | 400 | 12.5 | 21 | 58 | 79 | 2.5 | 60 | 1 | 43 | 39 | 11 | 24 | 895 |
| Totals | 95 | 59 | 309 | 607 | .509 | 17 | 48 | .354 | 117 | 174 | .672 | 752 | 7.9 | 68 | 121 | 189 | 1.9 | 154 | 1 | 87 | 97 | 17 | 47 | 2,075 |

CAREER CONFERENCE STATS

| Year | G | GS | FG | FGA | Pct. | 3FG | 3FGA | Pct. | FT | FTA | Pct. | Pts. | Avg | Off Reb | Def Reb | Tot Reb | Avg | PF | DQ | A | TO | B | S | Min. |
|---------|----|----|-----|-----|------|-----|------|------|----|-----|------|------|------|---------|---------|---------|-----|----|----|----|----|----|----|-------|
| 2004-05 | 14 | 0 | 19 | 32 | .594 | 0 | 0 | .000 | 2 | 5 | .400 | 40 | 2.9 | 9 | 5 | 14 | 1.0 | 18 | 0 | 3 | 5 | 2 | 4 | 155 |
| 2005-06 | 16 | 14 | 42 | 83 | .506 | 1 | 4 | .250 | 20 | 35 | .571 | 105 | 6.6 | 10 | 26 | 36 | 2.3 | 30 | 0 | 10 | 19 | 2 | 4 | 387 |
| 2006-07 | 16 | 16 | 90 | 186 | .484 | 8 | 20 | .400 | 20 | 31 | .645 | 208 | 13.0 | 13 | 24 | 37 | 2.3 | 34 | 1 | 33 | 23 | 7 | 13 | 487 |
| Totals | 46 | 30 | 151 | 301 | .502 | 9 | 24 | .375 | 42 | 71 | .591 | 353 | 7.7 | 32 | 55 | 87 | 1.9 | 82 | 1 | 46 | 47 | 11 | 21 | 1,029 |

Honorable Mention All-MWC



Chad Toppert 33

Junior • Guard

6-7 • 215

Albuquerque, N.M. (Academy)

GENERAL INFO/CAREER

Excellent outside shooter who has improved tremendously since coming to UNM • Career 45.7% from behind the arc is currently the highest in Lobo history (second highest in MWC history)...184 3-pt. FGs is currently 6th all time at UNM...needs 19 to pass Kevin Henry (1998-00) for 6th...102 needed to set new school record (has made 85 in each of last two seasons) • Top-10 in the nation in 3-pt. FG% in each of the last two seasons • Redshirt in 2004-05 • Two-time Academic All-MWC selection • Added 20 pounds to his 6-7 frame in the off season.

2007-08 • JUNIOR SEASON

- Second on the team with 10.3 ppg
- 48.0% (85-177) from 3-pt. range
- No. 2 in the nation
- No. 1 in the MWC...4th highest season percentage in MWC history
- 5th highest percentage in a season in UNM history
- 9.4 ppg as a starter in 13 games...11.0 ppg off the bench...all four of his 20+ games have come off the bench
- 3rd in 3-pt. FGs/game (2.58) in the MWC
- 2.00 A/T ratio led the team and was 4th in the MWC
- League-high 49.4% (44-89) from 3-pt. range in MWC games...4th highest percentage in MWC history for a single conference season
- 14 points on 4-5 shooting from 3-pt. range at Colorado State...add three boards and four assists in 30 minutes
- 18 points on 5-8 shooting, 5-6 from 3-pt. range and 3-3 from the FT line, against Wyoming off the bench
- Career-high 22 points off the bench against Colorado State...7-13 from the field and 5-9 from 3-pt. range...13 attempts is a career-high...also had four assists
- 18 points on 6-11 shooting, 5-9 from

3-pt. range and 1-2 from the line at Wyoming...career-high five assists in a season-high 41 minutes...also grabbed seven boards and took four charges

- 20 points on 7-10 from the field and 6-7 from 3-pt. range in 29 minutes at New Mexico State...6 3-pt. FGs tied a career-high

2006-07 • SOPHOMORE SEASON

Third on the team in scoring with 9.5 ppg • Played in every game with 14 starts • Shot 46.4% (85-183) from behind the arc • Ranked 9th in the nation in 3-pt. FG% • was 4th in the nation on Feb. 26, shooting 49.1% for the year, but went 3-16 in his final three games

- Seventh on UNM's single season list for 3-pt. FGs made • Fourth highest 3-pt. FG% in a single season at UNM • Second in the MWC in 3-pt. FGs and 5th in 3-pt. FG% • Only player to rank in the top-5 in both categories • Scored 20 points four times, including twice in the last five games • Hit six 3-pt. FGs in a game three times • Averaged 10.3 ppg in MWC action • Drew 20 charges to lead the team • 2006 Comcast Lobo Invitational All-Tournament Team • Academic All-MWC.

2005-06 • FRESHMAN SEASON

Played in 28 games, averaging 5.6 minutes • Averaged 1.9 ppg and 0.7 rpg • Shot 35.8% from the field and 32.6% (14-43) from 3-pt. range • Earned Academic All-MWC honors.

PERSONAL

Born November 11, 1985 • Son of Bob and Linda Toppert • Full name is Chad Lee Toppert • Both parents played basketball at UNM • Has one brother, Cody, who played basketball at Cornell and for the Albuquerque Thunderbirds in the NBDL • Majoring in Management.

SEASON/CAREER HIGHS

| | | | |
|--|---|---|---|
| Points | Season...22 vs. Colorado State (2-5-08) | Free Throws | Season...9 at UTEP (1-2-08) |
| Career...same | | Career...6 vs. Wyoming (1-30-07) | |
| Rebounds | Season...9 at Colorado (11-9-07) | Free Throw Attempts | Season...10 at UTEP (1-2-08) |
| Career...same | | Career...7 vs. Wyoming (1-30-07) | |
| Field Goals | Season...8 vs. Hawai'i (11-21-07) | Assists | Season...5 at Wyoming (1-5-08) |
| Career...same | | Career...same | |
| Field Goal Attempts | Season...13 vs. Colorado State (2-5-08) | Steals | Season...1 (10 Times) Last at Cal (3-19-08) |
| Career...same | | Career...3 vs. Charleston Southern (12-19-06) | |
| Three-Point Field Goals | Season...6 at New Mexico St. (12-4-07) | Blocked Shots | Season...1 (5 Times) Last at BYU (1-26-08) |
| Career... 6 (4 Times) | | Career...1 (6 Times) | |
| Three-Point Field Goal Attempts | Season...9 (Twice) Last vs. Colorado State (2-5-08) | Minutes Played | Season...41 at Wyoming (1-5-08) |
| Career... 11 at UNLV (1-27-07) | | Career...42 at UNLV (1-27-07) | |

SEASON AVERAGES

| | |
|---------------|--------------|
| GP.....33 | FT%......792 |
| GS.....13 | APG.....1.5 |
| PPG.....10.3 | SPG.....0.3 |
| RPG.....3.2 | BPG.....0.2 |
| FG%......469 | TO/G.....0.7 |
| 3FG%......480 | MPG.....25.3 |

MISCELLANEOUS

| | SEA. | CAR. |
|-----------------------|------|------|
| Double-Figure Scoring | 15 | 28 |
| 20+ Points | 4 | 8 |
| Led UNM in Scoring | 4 | 7 |
| Led UNM in Rebounds | 1 | 2 |
| Led UNM in Assists | 2 | 2 |
| 5+ Assists | 1 | 1 |
| Charges Drawn | 19 | 40 |

| Opponent | GS | MP | FG-FGA | 3P-3PA | FT-FTA | O/D/T | PF | A | TO | B | S | TP |
|--------------------|-----------|------------|----------------|---------------|--------------|------------------|-----------|-----------|-----------|----------|------------|------------|
| at Colorado | 24 | 4-6 | 2-4 | 0-0 | 1/8/9 | 2 | 1 | 1 | 0 | 0 | 11 | |
| Eastern Washington | 21 | 5-9 | 2-5 | 0-0 | 1/5/6 | 3 | 1 | 0 | 0 | 0 | 12 | |
| Presbyterian | 21 | 7-10 | 5-8 | 2-2 | 2/2/4 | 1 | 2 | 0 | 0 | 1 | 21 | |
| St. Bonaventure | 20 | 2-7 | 2-6 | 0-0 | 0/1/1 | 0 | 0 | 0 | 0 | 0 | 6 | |
| Loyola Marymount | 21 | 3-6 | 3-5 | 2-2 | 1/3/4 | 1 | 2 | 2 | 0 | 0 | 11 | |
| Hawai'i | 23 | 8-10 | 4-6 | 0-2 | 1/3/4 | 0 | 3 | 0 | 0 | 0 | 20 | |
| Southern Utah | 22 | 1-7 | 0-6 | 1-1 | 1/0/1 | 1 | 2 | 1 | 1 | 0 | 3 | |
| at Mississippi | 20 | 3-8 | 3-7 | 0-0 | 0/0/0 | 4 | 4 | 1 | 0 | 0 | 9 | |
| at New Mexico St. | 29 | 7-10 | 6-7 | 0-0 | 0/3/3 | 0 | 0 | 1 | 0 | 0 | 20 | |
| San Diego | * 27 | 2-7 | 2-5 | 1-2 | 0/2/2 | 2 | 0 | 2 | 1 | 0 | 7 | |
| Texas Tech | * 27 | 4-5 | 3-3 | 2-2 | 2/1/3 | 0 | 1 | 1 | 0 | 1 | 13 | |
| New Mexico St. | * 27 | 4-7 | 3-5 | 5-6 | 1/2/3 | 4 | 2 | 2 | 0 | 1 | 16 | |
| Weber State | * 21 | 1-5 | 1-5 | 0-0 | 0/1/1 | 0 | 2 | 0 | 0 | 0 | 3 | |
| at Hawai'i | * 31 | 1-3 | 1-2 | 0-0 | 1/1/2 | 2 | 0 | 3 | 1 | 0 | 3 | |
| at UTEP | * 34 | 2-8 | 1-6 | 9-10 | 3/4/7 | 2 | 2 | 1 | 0 | 0 | 14 | |
| at Wyoming | * 41 | 6-11 | 5-9 | 1-2 | 2/5/7 | 1 | 5 | 1 | 0 | 0 | 18 | |
| San Diego State | * 28 | 2-9 | 1-5 | 0-2 | 0/1/1 | 3 | 2 | 0 | 1 | 0 | 5 | |
| at TCU | * 19 | 3-4 | 2-3 | 0-0 | 2/2/4 | 0 | 0 | 1 | 0 | 1 | 8 | |
| Air Force | * 27 | 3-5 | 3-5 | 0-0 | 1/5/6 | 1 | 0 | 2 | 0 | 0 | 9 | |
| Utah | * 35 | 4-10 | 4-8 | 2-3 | 1/4/5 | 2 | 3 | 0 | 0 | 0 | 14 | |
| at BYU | * 24 | 2-5 | 2-4 | 0-0 | 0/2/2 | 3 | 1 | 1 | 1 | 1 | 6 | |
| at UNLV | * 24 | 2-5 | 2-4 | 0-0 | 0/3/3 | 2 | 0 | 1 | 0 | 0 | 6 | |
| Colorado State | 24 | 7-13 | 5-9 | 3-4 | 0/2/2 | 0 | 4 | 0 | 0 | 1 | 22 | |
| Wyoming | 23 | 5-8 | 5-6 | 3-3 | 0/1/1 | 1 | 1 | 0 | 0 | 1 | 18 | |
| at San Diego State | 25 | 3-10 | 2-8 | 0-0 | 0/3/3 | 2 | 0 | 1 | 0 | 0 | 8 | |
| TCU | 20 | 1-2 | 1-2 | 0-0 | 1/4/5 | 3 | 3 | 0 | 0 | 0 | 3 | |
| at Air Force | 23 | 3-8 | 3-7 | 0-0 | 0/0/0 | 0 | 1 | 0 | 0 | 1 | 9 | |
| at Utah | 26 | 3-5 | 3-4 | 0-0 | 1/2/3 | 0 | 2 | 0 | 0 | 0 | 9 | |
| BYU | 23 | 0-6 | 0-5 | 4-4 | 0/3/3 | 1 | 0 | 1 | 0 | 0 | 4 | |
| UNLV | 21 | 2-5 | 2-5 | 0-0 | 0/3/3 | 1 | 0 | 0 | 0 | 1 | 6 | |
| at Colorado State | 30 | 4-6 | 4-5 | 2-2 | 1/2/3 | 1 | 4 | 0 | 0 | 0 | 14 | |
| vs. Utah MWC Tour. | 32 | 2-5 | 2-5 | 4-4 | 0/1/1 | 1 | 0 | 1 | 0 | 0 | 10 | |
| at Cal INT | 23 | 1-3 | 1-3 | 0-0 | 0/2/2 | 1 | 0 | 0 | 0 | 1 | 3 | |
| Totals | 13 | 836 | 107-228 | 85-177 | 42-53 | 23/81/104 | 45 | 48 | 24 | 5 | 103 | 341 |

CAREER STATS

| Year | G | GS | FG | FGA | Pct. | 3FG | 3FGA | Pct. | FT | FTA | Pct. | Pts. | Avg | Off Reb | Def Reb | Tot Reb | Avg | PF | DQ | A | TO | B | S | Min. |
|---------------|-----------|-----------|------------|------------|-------------|------------|------------|-------------|-----------|-----------|-------------|------------|------------|-----------|------------|------------|------------|------------|----------|-----------|-----------|----------|-----------|--------------|
| 2005-06 | 28 | 0 | 19 | 53 | .358 | 14 | 43 | .326 | 3 | 4 | .750 | 55 | 2.0 | 6 | 14 | 20 | 0.7 | 8 | 0 | 8 | 3 | 0 | 3 | 157 |
| 2006-07 | 32 | 14 | 100 | 214 | .467 | 85 | 183 | .464 | 19 | 24 | .792 | 304 | 9.5 | 20 | 63 | 83 | 2.6 | 51 | 0 | 26 | 14 | 1 | 15 | 772 |
| 2007-08 | 33 | 13 | 107 | 228 | .469 | 85 | 177 | .480 | 42 | 53 | .792 | 341 | 10.3 | 23 | 81 | 104 | 3.2 | 45 | 0 | 48 | 24 | 5 | 10 | 836 |
| Totals | 93 | 27 | 226 | 495 | .457 | 184 | 403 | .457 | 63 | 81 | .778 | 700 | 7.5 | 49 | 159 | 207 | 2.2 | 104 | 0 | 82 | 41 | 6 | 28 | 1,765 |

CAREER CONFERENCE STATS

| Year | G | GS | FG | FGA | Pct. | 3FG | 3FGA | Pct. | FT | FTA | Pct. | Pts. | Avg | Off Reb | Def Reb | Tot Reb | Avg | PF | DQ | A | TO | B | S | Min. |
|---------------|-----------|-----------|------------|------------|-------------|-----------|------------|-------------|-----------|-----------|-------------|------------|------------|-----------|-----------|------------|------------|-----------|----------|-----------|-----------|----------|-----------|------------|
| 2005-06 | 15 | 0 | 8 | 25 | .320 | 6 | 21 | .286 | 0 | 0 | .000 | 22 | 1.5 | 1 | 7 | 8 | 0.5 | 7 | 0 | 6 | 2 | 0 | 2 | 78 |
| 2006-07 | 16 | 13 | 54 | 122 | .443 | 43 | 102 | .422 | 14 | 16 | .875 | 165 | 10.3 | 13 | 41 | 54 | 3.4 | 28 | 0 | 10 | 10 | 1 | 6 | 466 |
| 2007-08 | 16 | 7 | 50 | 112 | .446 | 44 | 89 | .494 | 15 | 20 | .750 | 159 | 9.9 | 9 | 43 | 51 | 3.2 | 21 | 0 | 26 | 8 | 2 | 6 | 395 |
| Totals | 47 | 20 | 112 | 259 | .432 | 93 | 212 | .439 | 29 | 36 | .806 | 346 | 7.4 | 23 | 91 | 113 | 2.4 | 57 | 0 | 42 | 20 | 3 | 14 | 939 |

Honorable Mention All-MWC



Daniel Faris 53

Junior • Forward

6-9 • 235

Albuquerque, N.M. (Eldorado HS)

GENERAL INFO/CAREER

Lobos only returning post player • Improved tremendously over the summer, despite having to sit out for three weeks due to a bout with mononucleosis • Averaged 12.8 ppg and 8.0 rpg in the Lobos' tour of the Bahamas...shot 62.1% from the field in the four games • Shared the Most Improved award with teammate Jonathan Willis at the postseason banquet.

2007-08 • JUNIOR SEASON

- Shot 50.6% from the field
- Started every game in the post
- 5th in the MWC with 2.12 offensive rebounds per game
- 15 points and a career-high-tying eight boards at Colorado State
- 10 points on 5-10 shooting against UNLV in 20 minutes of action
- 11 points on 4-5 shooting, 3-5 from the FT line, in 25 minutes at Air Force
- 11 points on 5-8 shooting with four boards against Wyoming
- 12 points on 5-8 shooting at BYU...2-2 from the FT line...tied a career-high with eight boards
- Team-high 15 points on 7-16 shooting against Utah...also grabbed seven boards...16 attempts were a career-high
- Shutout for the first time this season against Air Force...0-2 from the field and 0-3 from the FT line
- 11 points on 4-6 shooting, 3-4 from the FT line, in 22 minutes at TCU
- 5-14 from the field, 3-8 from the FT line for 13 points at Wyoming...tied a career-high with eight rebounds in a career-high 40 minutes...FG and FT attempts were both career-highs
- 13 points on 4-7 shooting, 5-6 from the FT line in a career-high 32 minutes at UTEP...5 FTs made is also a career high
- Career-high 21 points at Hawai'i...

shot 9-11 from the field and 3-5 from the FT line

- 10 points and three boards against New Mexico State
- Grabbed four boards in the first five minutes against San Diego before getting into foul trouble
- Went 5-6 from the field for 10 points and four boards against Southern Utah
- 16 points on 8-10 shooting vs. Hawai'i...FGs and attempts were both career highs...28 minutes tied a career-high

2006-07 • SOPHOMORE SEASON

Averaged 4.8 ppg and 3.4 rpg, seeing action in all 32 games • Shot 49.1% from the field and 60.3% from the FT line • Started 10 games, including four of the last six • Reached double figures in scoring three times, including 10 points in a win over Utah • Grabbed a career-high eight boards against Colorado and North Carolina A&T • Had three blocks against Air Force in The Pit • He and teammate Tony Danridge traveled to Taiwan for the Jones Cup with Athletes in Action in July 2006, but an ankle injury kept him out of action for most of the trip.

2005-06 • FRESHMAN SEASON

Scored 12 points in 24 games...all 12 points came in conference play • 27 minutes in first 10 games...85 minutes in last 20 games • Best game came against Colorado State, scoring six points on 1-2 shooting and 4-4 from the FT line in eight minutes off the bench...Also had a rebound and two steals.

PERSONAL

Born on May 2, 1987 • Son of Bart and Cindy Faris • Full name is Daniel Jonathan Faris • Has a younger sister, Christina (17) • Major is undecided.

SEASON/CAREER HIGHS

| | | | |
|--|--|------------------------------------|--|
| Points | Season...21 at Hawai'i (12-27-07) | Free Throws | Season...5 (Twice) Last at Colorado State (3-8-08) |
| Career...same | | Career...same | |
| Rebounds | Season...8 (3 Times) Last at Colorado State (3-8-08) | Free Throw Attempts | Season...8 at Wyoming (1-5-08) |
| Career...8 (5 Times) | | Career...same | |
| Field Goals | Season...9 at Hawai'i (12-27-07) | Assists | Season...2 (4 Times) Last vs. UNLV (3-4-08) |
| Career...same | | Career...3 vs. Colorado (11-14-06) | |
| Field Goal Attempts | Season...16 vs. Utah (1-22-08) | Steals | Season...3 at Utah (2-23-09) |
| Career...same | | Career...3 (Twice) | |
| Three-Point Field Goals | Season...none | Blocked Shots | Season...2 (6 Times) Last at San Diego State (2-13-08) |
| Career...1 at New Mexico State (12-5-06) | | Career...3 vs. Air Force (2-10-07) | |
| Three-Point Field Goal Attempts | Season...1 vs. Utah (1-22-08) | Minutes Played | Season...40 at Wyoming (1-5-08) |
| Career...2 at Wyoming (1-14-06) | | Career...same | |

SEASON AVERAGES

| | |
|---------------|--------------|
| GP.....33 | FT%......532 |
| GS.....33 | APG......0.8 |
| PPG.....9.2 | SPG......0.5 |
| RPG.....4.5 | BPG......0.6 |
| FG%......506 | TO/G.....1.3 |
| 3FG%......000 | MPG.....23.8 |

MISCELLANEOUS

| | SEA. | CAR. |
|-----------------------|------|------|
| Double Figure Scoring | 13 | 16 |
| 20+ Points | 1 | 1 |
| Led UNM in Scoring | 3 | 3 |
| Led UNM in Steals | 0 | 2 |
| Led UNM in Rebounds | 3 | 8 |
| Dunks | 9 | 12 |
| Charges Drawn | 4 | 10 |

| Opponent | GS | MP | FG-FGA | 3P-3PA | FT-FTA | O/D/T | PF | A | TO | BS | ST | TP |
|--------------------|----|-----------|------------|----------------|------------|---------------|------------------|------------|-----------|-----------|-----------|---------------|
| at Colorado | * | 20 | 4-7 | 0-0 | 0-1 | 0/1/1 | 4 | 1 | 6 | 0 | 0 | 8 |
| Eastern Washington | * | 20 | 6-9 | 0-0 | 2-2 | 3/2/5 | 1 | 0 | 0 | 2 | 0 | 14 |
| Presbyterian | * | 19 | 2-5 | 0-0 | 2-3 | 2/2/4 | 1 | 2 | 1 | 0 | 0 | 6 |
| St. Bonaventure | * | 22 | 3-4 | 0-0 | 1-2 | 4/3/7 | 1 | 2 | 2 | 0 | 0 | 7 |
| Loyola Marymount | * | 6 | 1-4 | 0-0 | 0-0 | 1/0/1 | 4 | 0 | 0 | 0 | 0 | 2 |
| Hawai'i | * | 28 | 8-10 | 0-0 | 0-0 | 4/3/7 | 2 | 0 | 1 | 0 | 0 | 16 |
| Southern Utah | * | 22 | 5-6 | 0-0 | 0-0 | 3/1/4 | 2 | 1 | 1 | 0 | 0 | 10 |
| at Mississippi | * | 25 | 4-13 | 0-0 | 0-2 | 3/2/5 | 4 | 1 | 0 | 0 | 0 | 8 |
| at New Mexico St. | * | 15 | 2-3 | 0-0 | 1-2 | 0/1/1 | 5 | 0 | 1 | 0 | 0 | 5 |
| San Diego | * | 12 | 1-4 | 0-0 | 2-2 | 1/3/4 | 5 | 1 | 0 | 0 | 0 | 4 |
| Texas Tech | * | 22 | 4-5 | 0-0 | 0-2 | 0/4/4 | 2 | 1 | 2 | 2 | 0 | 8 |
| New Mexico St. | * | 23 | 3-9 | 0-0 | 4-6 | 2/1/3 | 5 | 1 | 1 | 0 | 1 | 10 |
| Weber State | * | 27 | 4-8 | 0-0 | 2-3 | 1/4/5 | 1 | 0 | 2 | 2 | 0 | 10 |
| at Hawai'i | * | 27 | 9-11 | 0-0 | 3-5 | 2/2/4 | 2 | 1 | 2 | 1 | 2 | 21 |
| at UTEP | * | 32 | 4-7 | 0-0 | 5-6 | 2/4/6 | 4 | 1 | 0 | 1 | 0 | 13 |
| at Wyoming | * | 40 | 5-14 | 0-0 | 3-8 | 4/4/8 | 4 | 1 | 0 | 2 | 0 | 13 |
| San Diego State | * | 29 | 3-8 | 0-0 | 3-6 | 1/3/4 | 3 | 0 | 4 | 1 | 0 | 9 |
| at TCU | * | 22 | 4-6 | 0-0 | 3-4 | 2/2/4 | 2 | 0 | 1 | 1 | 1 | 11 |
| Air Force | * | 20 | 0-2 | 0-0 | 0-3 | 1/2/3 | 4 | 1 | 2 | 1 | 1 | 0 |
| Utah | * | 34 | 7-16 | 0-1 | 1-5 | 2/5/7 | 2 | 1 | 0 | 2 | 1 | 15 |
| at BYU | * | 22 | 5-8 | 0-0 | 2-2 | 3/5/8 | 4 | 0 | 2 | 0 | 0 | 12 |
| at UNLV | * | 27 | 3-11 | 0-0 | 3-4 | 5/1/6 | 2 | 1 | 4 | 0 | 1 | 9 |
| Colorado State | * | 17 | 3-7 | 0-0 | 2-2 | 3/1/4 | 4 | 1 | 0 | 0 | 1 | 8 |
| Wyoming | * | 27 | 5-8 | 0-0 | 1-2 | 3/1/4 | 3 | 2 | 1 | 0 | 1 | 11 |
| at San Diego State | * | 32 | 3-6 | 0-0 | 1-3 | 2/2/4 | 3 | 0 | 2 | 2 | 1 | 7 |
| TCU | * | 29 | 1-4 | 0-0 | 3-9 | 2/2/4 | 2 | 0 | 1 | 0 | 1 | 5 |
| at Air Force | * | 25 | 4-5 | 0-0 | 3-5 | 1/2/3 | 3 | 1 | 3 | 0 | 0 | 11 |
| at Utah | * | 25 | 1-6 | 0-0 | 3-5 | 1/3/4 | 4 | 1 | 1 | 1 | 3 | 5 |
| BYU | * | 21 | 4-6 | 0-0 | 0-0 | 3/4/7 | 5 | 0 | 0 | 0 | 2 | 8 |
| UNLV | * | 20 | 5-10 | 0-0 | 0-0 | 3/1/4 | 3 | 2 | 0 | 1 | 1 | 10 |
| at Colorado State | * | 22 | 5-12 | 0-0 | 5-6 | 4/4/8 | 2 | 0 | 0 | 1 | 0 | 15 |
| vs. Utah MWC Tour | * | 25 | 1-3 | 0-0 | 3-6 | 0/1/1 | 5 | 1 | 1 | 1 | 0 | 5 |
| at Cal NT | * | 27 | 4-6 | 0-0 | 1-5 | 2/4/6 | 3 | 1 | 0 | 0 | 1 | 9 |
| Totals | | 33 | 784 | 123-243 | 0-1 | 59-111 | 70/80/150 | 105 | 25 | 42 | 21 | 18 305 |

CAREER STATS

| Year | G | GS | FG | FGA | Pct. | 3FG | 3FGA | Pct. | FT | FTA | Pct. | Pts. | Avg | Off Reb | Def Reb | Tot Reb | Avg | PF | DQ | A | TO | B | S | Min. |
|---------------|-----------|-----------|------------|------------|-------------|----------|-----------|-------------|------------|------------|-------------|------------|------------|------------|------------|------------|------------|------------|-----------|-----------|-----------|-----------|-----------|--------------|
| 2005-06 | 24 | 0 | 4 | 14 | .286 | 0 | 4 | .000 | 4 | 5 | .800 | 12 | 0.5 | 5 | 12 | 17 | 0.7 | 20 | 0 | 5 | 7 | 0 | 4 | 112 |
| 2006-07 | 32 | 10 | 57 | 116 | .491 | 1 | 7 | .143 | 38 | 63 | .603 | 153 | 4.8 | 33 | 75 | 108 | 3.4 | 86 | 5 | 22 | 26 | 25 | 13 | 477 |
| 2007-08 | 33 | 33 | 123 | 243 | .506 | 0 | 1 | .000 | 59 | 111 | .532 | 305 | 9.2 | 70 | 80 | 150 | 4.5 | 101 | 5 | 25 | 42 | 21 | 18 | 784 |
| Totals | 89 | 43 | 184 | 373 | .493 | 1 | 12 | .083 | 101 | 179 | .564 | 470 | 5.3 | 108 | 168 | 276 | 3.1 | 208 | 10 | 53 | 75 | 47 | 35 | 1,373 |

CAREER CONFERENCE STATS

| Year | G | GS | FG | FGA | Pct. | 3FG | 3FGA | Pct. | FT | FTA | Pct. | Pts. | Avg | Off Reb | Def Reb | Tot Reb | Avg | PF | DQ | A | TO | B | S | Min. |
|---------------|-----------|-----------|-----------|------------|-------------|----------|----------|-------------|-----------|------------|-------------|------------|------------|-----------|-----------|------------|------------|------------|----------|-----------|-----------|-----------|-----------|------------|
| 2005-06 | 15 | 0 | 4 | 12 | .333 | 0 | 4 | .000 | 4 | 5 | .800 | 12 | 0.8 | 3 | 6 | 9 | 0.6 | 12 | 0 | 3 | 1 | 0 | 4 | 66 |
| 2006-07 | 16 | 5 | 23 | 54 | .426 | 0 | 1 | .000 | 20 | 34 | .588 | 66 | 4.1 | 11 | 31 | 42 | 2.6 | 43 | 3 | 10 | 12 | 11 | 7 | 237 |
| 2007-08 | 16 | 16 | 58 | 129 | .450 | 0 | 1 | .000 | 33 | 64 | .516 | 149 | 9.3 | 40 | 42 | 82 | 5.1 | 47 | 1 | 11 | 24 | 12 | 14 | 412 |
| Totals | 47 | 21 | 85 | 195 | .436 | 0 | 6 | .000 | 57 | 106 | .538 | 227 | 4.8 | 54 | 79 | 133 | 2.8 | 102 | 4 | 24 | 35 | 23 | 25 | 715 |

All games

NON-CONFERENCE

| | | | | | | | | | | | | | | | | | | |
|----------------|----|------|----------|------|---------|------|---------|------|---------|------|------|-----|--------|-----|--------|--------|------|------|
| Total..... | 33 | 6750 | 847-1817 | .466 | 271-646 | .420 | 481-730 | .659 | 342 796 | 1138 | 34.5 | 644 | 12 537 | 403 | 88 207 | 2446 | 74.1 | |
| Opponents..... | 33 | 6750 | 685-1672 | .410 | 227-669 | .339 | 472-691 | .683 | 300 757 | 1057 | 32.0 | 689 | - | 435 | 535 | 78 167 | 2069 | 62.7 |

| | | | | | | | | | | |
|-------------------|-------|-------|-------|-------|--------|----------|-------------------|-----|-------|-------|
| SCORE BY PERIODS: | 1st | 2nd | OT | OT2 | Total | *3/4/08 | UNLV | W | 59-45 | 18018 |
| ----- | ----- | ----- | ----- | ----- | ----- | *3/8/08 | at Colorado State | W | 71-52 | 3318 |
| New Mexico..... | 1155 | 1212 | 62 | 17 | - 2446 | 03/13/08 | vs Utah | LOT | 80-82 | 10857 |
| Opponents..... | 970 | 1035 | 54 | 10 | - 2069 | 3/19/08 | at California | L | 66-68 | 1906 |

2007-08 New Mexico Men's Basketball
New Mexico Combined Team Statistics (as of Apr 23, 2008)
Conference games

| RECORD: | OVERALL | HOME | AWAY | NEUTRAL |
|---------------------|---------|-------|-------|---------|
| ALL GAMES..... | (11-5) | (6-2) | (5-3) | (0-0) |
| CONFERENCE..... | (11-5) | (6-2) | (5-3) | (0-0) |
| NON-CONFERENCE..... | (0-0) | (0-0) | (0-0) | (0-0) |

| ## Player | GP-GS | Min--Avg | ---TOTAL--- | | ---3-PTS--- | | Pct | FT-FTA | Pct | ---REBOUNDS--- | | | | PF | FO | A | TO | Blk | Stl | Pts | Avg |
|-------------------------|-------|----------|-------------|------|-------------|------|---------|--------|------|----------------|-----|-----|------|-----|----|-----|-----|-----|-----|------|------|
| | | | FG-FGA | Pct | 3FG-FGA | Pct | | | | Off | Def | Tot | Avg | | | | | | | | |
| 15 GIDDENS, J.R..... | 16-16 | 531 33.2 | 118-223 | .529 | 14-38 | .368 | 43-79 | .544 | .750 | 23 | 109 | 132 | 8.3 | 30 | 1 | 54 | 32 | 21 | 24 | 293 | 18.3 |
| 33 TOPPERT, Chad..... | 16-7 | 413 25.8 | 50-112 | .446 | 44-89 | .494 | 15-20 | .750 | .516 | 9 | 42 | 51 | 3.2 | 21 | 0 | 26 | 8 | 2 | 6 | 159 | 9.9 |
| 53 FARIS, Daniel..... | 16-16 | 412 25.8 | 58-129 | .450 | 0-1 | .000 | 33-64 | .516 | .818 | 40 | 42 | 82 | 5.1 | 50 | 1 | 11 | 22 | 12 | 14 | 149 | 9.3 |
| 10 SMITH, Jamaal..... | 16-0 | 330 20.6 | 37-84 | .440 | 19-39 | .487 | 45-55 | .818 | .711 | 3 | 24 | 27 | 1.7 | 44 | 1 | 33 | 20 | 2 | 7 | 138 | 8.6 |
| 05 GARY, Dairese..... | 16-16 | 397 24.8 | 41-98 | .418 | 13-34 | .382 | 27-38 | .711 | .667 | 8 | 34 | 42 | 2.6 | 35 | 0 | 42 | 26 | 1 | 26 | 122 | 7.6 |
| 30 MARTINEZ, Roman.... | 16-16 | 429 26.8 | 40-87 | .460 | 16-35 | .457 | 16-24 | .667 | .708 | 32 | 34 | 66 | 4.1 | 40 | 1 | 30 | 19 | 0 | 13 | 112 | 7.0 |
| 24 PRENTICE, Darren.... | 15-0 | 265 17.7 | 29-74 | .392 | 19-47 | .404 | 17-24 | .708 | .667 | 6 | 13 | 19 | 1.3 | 13 | 0 | 31 | 14 | 2 | 8 | 94 | 6.3 |
| 02 WILLS, Jonathan.... | 15-9 | 211 14.1 | 17-53 | .321 | 11-33 | .333 | 6-9 | .667 | .700 | 3 | 13 | 16 | 1.1 | 21 | 0 | 24 | 6 | 1 | 5 | 51 | 3.4 |
| 22 PEGUES, Monquel.... | 16-0 | 161 10.1 | 9-22 | .409 | 0-0 | .000 | 7-10 | .700 | .364 | 8 | 19 | 27 | 1.7 | 20 | 0 | 2 | 11 | 2 | 2 | 25 | 1.6 |
| 04 HARRIS, Johnnie.... | 16-0 | 151 9.4 | 10-19 | .526 | 0-0 | .000 | 4-11 | .364 | | 10 | 10 | 20 | 1.3 | 26 | 0 | 3 | 6 | 1 | 2 | 24 | 1.5 |
| TEAM | | | | | | | | | | 21 | 33 | 54 | 3.4 | 1 | | | 2 | | | | |
| Total..... | 16 | 3300 | 409-901 | .454 | 136-316 | .430 | 213-334 | .638 | .697 | 163 | 373 | 536 | 33.5 | 301 | 4 | 256 | 166 | 44 | 107 | 1167 | 72.9 |
| Opponents..... | 16 | 3300 | 336-804 | .418 | 115-335 | .343 | 230-330 | .697 | | 139 | 387 | 526 | 32.9 | 325 | - | 217 | 256 | 44 | 80 | 1017 | 63.6 |

| TEAM STATISTICS | NM | OPP | DATE | OPPONENT | W/L | SCORE | ATTEND |
|-------------------------|---------|---------|-----------|--------------------|-----|----------|--------|
| SCORING..... | 1167 | 1017 | *1/5/08 | at WYOMING COWBOYS | W | O2 99-92 | 5063 |
| Points per game..... | 72.9 | 63.6 | *1/12/08 | SAN DIEGO STATE | L | 67-72 | 17464 |
| Scoring margin..... | +9.4 | - | *1/15/08 | at TCU | L | 72-74 | 3210 |
| FIELD GOALS-ATT..... | 409-901 | 336-804 | *1/19/08 | AIR FORCE | W | 59-44 | 14422 |
| Field goal pct..... | .454 | .418 | *1/22/08 | UTAH | W | OT 77-67 | 14309 |
| 3 POINT FG-ATT..... | 136-316 | 115-335 | *1/26/08 | at BYU | L | 66-83 | 19932 |
| 3-point FG pct..... | .430 | .343 | *2/2/08 | at UNLV | L | 60-79 | 14056 |
| 3-pt FG made per game.. | 8.5 | 7.2 | *2/5/08 | COLORADO STATE | W | 91-51 | 12422 |
| FREE THROWS-ATT..... | 213-334 | 230-330 | *2/9/08 | WYOMING | W | 100-55 | 14560 |
| Free throw pct..... | .638 | .697 | *2/13/08 | at San Diego State | W | 73-63 | 6307 |
| REBOUNDS..... | 536 | 526 | *2/16/08 | TCU | W | 64-48 | 16385 |
| Rebounds per game..... | 33.5 | 32.9 | *2/20/08 | at Air Force | W | 68-51 | 3658 |
| Rebounding margin..... | +0.6 | - | *02/23/08 | at Utah | W | 72-71 | 9289 |
| ASSISTS..... | 256 | 217 | *2/26/08 | BYU | LOT | 69-70 | 18018 |
| Assists per game..... | 16.0 | 13.6 | *3/4/08 | UNLV | W | 59-45 | 18018 |
| TURNOVERS..... | 166 | 256 | *3/8/08 | at Colorado State | W | 71-52 | 3318 |
| Turnovers per game..... | 10.4 | 16.0 | | | | | |
| Turnover margin..... | +5.6 | - | | | | | |
| Assist/turnover ratio.. | 1.5 | 0.8 | | | | | |
| STEALS..... | 107 | 80 | | | | | |
| Steals per game..... | 6.7 | 5.0 | | | | | |
| BLOCKS..... | 44 | 44 | | | | | |
| Blocks per game..... | 2.8 | 2.8 | | | | | |
| WINNING STREAK..... | 2 | - | | | | | |
| Home win streak..... | 1 | - | | | | | |
| ATTENDANCE..... | 125598 | 64833 | | | | | |
| Home games-Avg/Game.... | 8-15700 | 8-8104 | | | | | |
| Neutral site-Avg/Game.. | - | 0-0 | | | | | |

| SCORE BY PERIODS: | 1st | 2nd | OT | OT2 | Total |
|-------------------|-----|-----|----|-----|--------|
| New Mexico..... | 542 | 576 | 32 | 17 | - 1167 |
| Opponents..... | 491 | 493 | 23 | 10 | - 1017 |

2007-08 New Mexico Men's Basketball
New Mexico Team Game-by-Game (as of Apr 23, 2008)
All games

TEAM STATISTICS

| Opponent | Date | Score | W/L | ---TOTAL--- | | ---3-PTRS--- | | | | ----REBOUNDS---- | | | | | | | | | | | | | |
|---------------------|----------|--------|-----|-------------|------|--------------|------|---------|------|------------------|------|-----|------|------|------|-----|-----|-----|-----|--------|------|------|--|
| | | | | FG-FGA | Pct | 3FG-FGA | Pct | FT-FTA | Pct | Off | Def | Tot | Avg | PF | A | TO | Blk | Stl | Pts | ---Avg | | | |
| at Colorado | 11/9/07 | 54-47 | W | 20-45 | .444 | 6-12 | .500 | 8-17 | .471 | 8 | 26 | 34 | 34.0 | 21 | 13 | 18 | 3 | 2 | 54 | 54.0 | | | |
| EASTERN WASHINGTON | 11/12/07 | 92-57 | W | 32-57 | .561 | 8-18 | .444 | 20-28 | .714 | 11 | 31 | 42 | 38.0 | 17 | 28 | 10 | 3 | 9 | 92 | 73.0 | | | |
| PRESBYTERIAN | 11/16/07 | 88-57 | W | 34-62 | .548 | 13-28 | .464 | 7-11 | .636 | 13 | 23 | 36 | 37.3 | 11 | 25 | 9 | 2 | 7 | 88 | 78.0 | | | |
| ST. BONAVENTURE | 11/17/07 | 81-54 | W | 30-61 | .492 | 13-28 | .464 | 8-17 | .471 | 14 | 27 | 41 | 38.2 | 19 | 20 | 10 | 1 | 5 | 81 | 78.8 | | | |
| LOYOLA MARYMOUNT | 11/18/07 | 86-58 | W | 27-60 | .450 | 13-26 | .500 | 19-28 | .679 | 16 | 29 | 45 | 39.6 | 18 | 17 | 21 | 6 | 9 | 86 | 80.2 | | | |
| HAWAI'I | 11/21/07 | 89-60 | W | 36-59 | .610 | 12-24 | .500 | 5-10 | .500 | 11 | 22 | 33 | 38.5 | 16 | 21 | 8 | 2 | 5 | 89 | 81.7 | | | |
| SOUTHERN UTAH | 11/28/07 | 57-48 | W | 21-54 | .389 | 3-24 | .125 | 12-15 | .800 | 13 | 22 | 35 | 38.0 | 19 | 15 | 11 | 3 | 7 | 57 | 78.1 | | | |
| at Ole Miss | 12/1/07 | 77-85 | L | 27-58 | .466 | 9-21 | .429 | 14-20 | .700 | 6 | 26 | 32 | 37.2 | 30 | 17 | 20 | 0 | 8 | 77 | 78.0 | | | |
| at New Mexico State | 12/4/07 | 62-71 | L | 21-55 | .382 | 8-20 | .400 | 12-15 | .800 | 11 | 17 | 28 | 36.2 | 24 | 13 | 18 | 3 | 3 | 62 | 76.2 | | | |
| SAN DIEGO | 12/8/07 | 57-47 | W | 21-45 | .467 | 6-14 | .429 | 9-14 | .643 | 6 | 24 | 30 | 35.6 | 21 | 11 | 14 | 3 | 1 | 57 | 74.3 | | | |
| TEXAS TECH | 12/15/07 | 80-63 | W | 28-50 | .560 | 9-11 | .818 | 15-24 | .625 | 13 | 17 | 30 | 35.1 | 16 | 15 | 16 | 6 | 11 | 80 | 74.8 | | | |
| NEW MEXICO STATE | 12/19/07 | 83-69 | W | 22-52 | .423 | 8-21 | .381 | 31-39 | .795 | 13 | 23 | 36 | 35.2 | 25 | 14 | 13 | 1 | 4 | 83 | 75.5 | | | |
| WEBER STATE | 12/23/07 | 62-32 | W | 22-44 | .500 | 7-14 | .500 | 11-15 | .733 | 4 | 29 | 33 | 35.0 | 10 | 15 | 9 | 3 | 5 | 62 | 74.5 | | | |
| at Hawai'i | 12/27/07 | 79-69 | W | 27-49 | .551 | 2-8 | .250 | 23-33 | .697 | 11 | 22 | 33 | 34.9 | 20 | 13 | 18 | 3 | 10 | 79 | 74.8 | | | |
| at UTEP | 1/2/08 | 86-85 | Wot | 22-61 | .361 | 5-21 | .238 | 37-52 | .712 | 15 | 41 | 56 | 36.3 | 30 | 18 | 19 | 2 | 2 | 86 | 75.5 | | | |
| at WYOMING COWBOYS | 1/5/08 | 99-92 | Wot | 31-70 | .443 | 14-31 | .452 | 23-35 | .657 | 15 | 29 | 44 | 36.8 | 24 | 22 | 14 | 6 | 7 | 99 | 77.0 | | | |
| SAN DIEGO STATE | 1/12/08 | 67-72 | L | 25-60 | .417 | 7-18 | .389 | 10-20 | .500 | 14 | 20 | 34 | 36.6 | 17 | 13 | 8 | 6 | 4 | 67 | 76.4 | | | |
| at TCU | 1/15/08 | 72-74 | L | 25-45 | .556 | 11-22 | .500 | 11-21 | .524 | 10 | 20 | 30 | 36.2 | 16 | 19 | 20 | 1 | 8 | 72 | 76.2 | | | |
| AIR FORCE | 1/19/08 | 59-44 | W | 21-51 | .412 | 9-23 | .391 | 8-15 | .533 | 9 | 25 | 34 | 36.1 | 21 | 15 | 9 | 1 | 4 | 59 | 75.3 | | | |
| UTAH | 1/22/08 | 77-67 | Wot | 26-62 | .419 | 7-16 | .438 | 18-25 | .720 | 12 | 24 | 36 | 36.1 | 12 | 19 | 7 | 3 | 9 | 77 | 75.3 | | | |
| at BYU | 1/26/08 | 66-83 | L | 22-64 | .344 | 6-18 | .333 | 16-21 | .762 | 11 | 23 | 34 | 36.0 | 21 | 7 | 6 | 2 | 9 | 66 | 74.9 | | | |
| at UNLV | 2/2/08 | 60-79 | L | 20-51 | .392 | 8-24 | .333 | 12-23 | .522 | 13 | 24 | 37 | 36.0 | 23 | 11 | 22 | 3 | 2 | 60 | 74.2 | | | |
| COLORADO STATE | 2/5/08 | 91-51 | W | 32-59 | .542 | 12-20 | .600 | 15-18 | .833 | 8 | 26 | 34 | 36.0 | 16 | 22 | 6 | 2 | 9 | 91 | 75.0 | | | |
| WYOMING | 2/9/08 | 100-55 | W | 40-67 | .597 | 10-22 | .455 | 10-13 | .769 | 10 | 24 | 34 | 35.9 | 15 | 22 | 7 | 1 | 16 | 100 | 76.0 | | | |
| at San Diego State | 2/13/08 | 73-63 | W | 23-44 | .523 | 10-18 | .556 | 17-26 | .654 | 5 | 19 | 24 | 35.4 | 20 | 15 | 15 | 6 | 7 | 73 | 75.9 | | | |
| TCU | 2/16/08 | 64-48 | W | 21-48 | .438 | 5-14 | .357 | 17-32 | .531 | 10 | 21 | 31 | 35.2 | 23 | 12 | 12 | 1 | 4 | 64 | 75.4 | | | |
| at Air Force | 2/20/08 | 68-51 | W | 24-43 | .558 | 11-19 | .579 | 9-14 | .643 | 4 | 18 | 22 | 34.7 | 16 | 19 | 10 | 3 | 9 | 68 | 75.1 | | | |
| at Utah | 02/23/08 | 72-71 | W | 24-56 | .429 | 8-14 | .571 | 16-24 | .667 | 10 | 21 | 31 | 34.6 | 19 | 15 | 7 | 1 | 6 | 72 | 75.0 | | | |
| BYU | 2/26/08 | 69-70 | Lot | 26-71 | .366 | 3-21 | .143 | 14-22 | .636 | 14 | 28 | 42 | 34.9 | 24 | 12 | 7 | 3 | 4 | 69 | 74.8 | | | |
| UNLV | 3/4/08 | 59-45 | W | 24-55 | .436 | 5-19 | .263 | 6-10 | .600 | 10 | 26 | 36 | 34.9 | 15 | 14 | 9 | 3 | 5 | 59 | 74.3 | | | |
| at Colorado State | 3/8/08 | 71-52 | W | 25-55 | .455 | 10-17 | .588 | 11-15 | .733 | 8 | 25 | 33 | 34.8 | 19 | 19 | 7 | 2 | 4 | 71 | 74.2 | | | |
| vs Utah | 03/13/08 | 80-82 | Lot | 23-49 | .469 | 6-15 | .400 | 28-38 | .737 | 4 | 26 | 30 | 34.7 | 23 | 11 | 11 | 3 | 2 | 80 | 74.4 | | | |
| at California | 3/19/08 | 66-68 | L | 25-55 | .455 | 7-25 | .280 | 9-20 | .450 | 10 | 18 | 28 | 34.5 | 23 | 15 | 12 | 0 | 10 | 66 | 74.1 | | | |
| New Mexico | | | | 2446 | | 847-1817 | .466 | 271-646 | .420 | 481-730 | .659 | 342 | 796 | 1138 | 34.5 | 644 | 537 | 403 | 88 | 207 | 2446 | 74.1 | |
| Opponents | | | | 2069 | | 685-1672 | .410 | 227-669 | .339 | 472-691 | .683 | 300 | 757 | 1057 | 32.0 | 689 | 435 | 535 | 78 | 167 | 2069 | 62.7 | |

Games played: 33
Points/game: 74.1
FG Pct: 46.6
3FG Pct: 42.0
FT Pct: 65.9

Rebounds/game: 34.5
Assists/game: 16.3
Turnovers/game: 12.2
Assist/turnover ratio: 1.3
Steals/game: 6.3
Blocks/game: 2.7

2007-08 New Mexico Men's Basketball
New Mexico Opponent Game-by-Game (as of Apr 23, 2008)
All games

OPPONENT STATISTICS

| Opponent | Date | Score | W/L | ---TOTAL--- | | --3-PTS-- | | ---REBOUNDS--- | | | | | | | | | | Pts---Avg | | | |
|---------------------|----------|--------|-----|-------------|----------|-----------|---------|----------------|---------|------|-----|-----|------|------|-----|-----|-----|-----------|-----|------|------|
| | | | | FG-FGA | Pct | 3FG-FGA | Pct | FT-FTA | Pct | Off | Def | Tot | Avg | PF | A | TO | Blk | Stl | | | |
| at Colorado | 11/9/07 | 54-47 | W | 15-44 | .341 | 4-19 | .211 | 13-20 | .650 | 6 | 23 | 29 | 29.0 | 19 | 10 | 15 | 6 | 5 | 47 | 47.0 | |
| EASTERN WASHINGTON | 11/12/07 | 92-57 | W | 17-50 | .340 | 10-32 | .313 | 13-16 | .813 | 5 | 18 | 23 | 26.0 | 24 | 13 | 16 | 1 | 3 | 57 | 52.0 | |
| PRESBYTERIAN | 11/16/07 | 88-57 | W | 21-50 | .420 | 11-25 | .440 | 4-10 | .400 | 9 | 18 | 27 | 26.3 | 11 | 11 | 16 | 0 | 5 | 57 | 53.7 | |
| ST. BONAVENTURE | 11/17/07 | 81-54 | W | 18-48 | .375 | 6-23 | .261 | 12-16 | .750 | 7 | 24 | 31 | 27.5 | 20 | 8 | 19 | 0 | 2 | 54 | 53.8 | |
| LOYOLA MARYMOUNT | 11/18/07 | 86-58 | W | 23-62 | .371 | 7-19 | .368 | 5-18 | .278 | 18 | 21 | 39 | 29.8 | 24 | 14 | 24 | 3 | 8 | 58 | 54.6 | |
| HAWAI'I | 11/21/07 | 89-60 | W | 22-49 | .449 | 3-17 | .176 | 13-16 | .813 | 6 | 15 | 21 | 28.3 | 14 | 12 | 12 | 0 | 5 | 60 | 55.5 | |
| SOUTHERN UTAH | 11/28/07 | 57-48 | W | 18-43 | .419 | 4-7 | .571 | 8-16 | .500 | 8 | 22 | 30 | 28.6 | 18 | 15 | 14 | 2 | 7 | 48 | 54.4 | |
| at Ole Miss | 12/1/07 | 77-85 | L | 28-55 | .509 | 9-23 | .391 | 20-33 | .606 | 10 | 26 | 36 | 29.5 | 20 | 17 | 21 | 4 | 6 | 85 | 58.2 | |
| at New Mexico State | 12/4/07 | 62-71 | L | 22-51 | .431 | 6-18 | .333 | 21-30 | .700 | 18 | 26 | 44 | 31.1 | 20 | 11 | 19 | 4 | 5 | 71 | 59.7 | |
| SAN DIEGO | 12/8/07 | 57-47 | W | 16-50 | .320 | 3-12 | .250 | 12-16 | .750 | 11 | 22 | 33 | 31.3 | 20 | 10 | 14 | 0 | 5 | 47 | 58.4 | |
| TEXAS TECH | 12/15/07 | 80-63 | W | 22-45 | .489 | 6-13 | .462 | 13-15 | .867 | 8 | 15 | 23 | 30.5 | 23 | 12 | 21 | 1 | 5 | 63 | 58.8 | |
| NEW MEXICO STATE | 12/19/07 | 83-69 | W | 22-44 | .500 | 6-19 | .316 | 19-30 | .633 | 4 | 20 | 24 | 30.0 | 27 | 16 | 17 | 1 | 5 | 69 | 59.7 | |
| WEBER STATE | 12/23/07 | 62-32 | W | 11-48 | .229 | 4-19 | .211 | 6-10 | .600 | 11 | 20 | 31 | 30.1 | 16 | 4 | 16 | 3 | 4 | 32 | 57.5 | |
| at Hawai'i | 12/27/07 | 79-69 | W | 23-53 | .434 | 9-19 | .474 | 14-18 | .778 | 7 | 19 | 26 | 29.8 | 27 | 18 | 17 | 3 | 7 | 69 | 58.4 | |
| at UTEP | 1/2/08 | 86-85 | Wot | 23-69 | .333 | 10-32 | .313 | 29-42 | .690 | 12 | 33 | 45 | 30.8 | 35 | 17 | 8 | 1 | 6 | 85 | 60.1 | |
| at WYOMING COWBOYS | 1/5/08 | 99-92 | Wot | 30-74 | .405 | 13-36 | .361 | 19-30 | .633 | 20 | 31 | 51 | 32.1 | 28 | 22 | 19 | 9 | 9 | 92 | 62.1 | |
| SAN DIEGO STATE | 1/12/08 | 67-72 | L | 25-60 | .417 | 6-21 | .286 | 16-21 | .762 | 18 | 27 | 45 | 32.8 | 18 | 10 | 14 | 5 | 3 | 72 | 62.7 | |
| at TCU | 1/15/08 | 72-74 | L | 27-48 | .563 | 9-17 | .529 | 11-15 | .733 | 4 | 15 | 19 | 32.1 | 23 | 18 | 19 | 2 | 11 | 74 | 63.3 | |
| AIR FORCE | 1/19/08 | 59-44 | W | 11-40 | .275 | 6-23 | .261 | 16-21 | .762 | 5 | 25 | 30 | 31.9 | 18 | 10 | 13 | 2 | 4 | 44 | 62.3 | |
| UTAH | 1/22/08 | 77-67 | Wot | 24-51 | .471 | 10-23 | .435 | 9-16 | .563 | 6 | 27 | 33 | 32.0 | 23 | 12 | 16 | 4 | 5 | 67 | 62.5 | |
| at BYU | 1/26/08 | 66-83 | L | 27-53 | .509 | 13-16 | .813 | 16-29 | .552 | 10 | 32 | 42 | 32.5 | 19 | 25 | 13 | 4 | 3 | 83 | 63.5 | |
| at UNLV | 2/2/08 | 60-79 | L | 28-57 | .491 | 6-24 | .250 | 17-25 | .680 | 8 | 23 | 31 | 32.4 | 21 | 20 | 9 | 1 | 11 | 79 | 64.2 | |
| COLORADO STATE | 2/5/08 | 91-51 | W | 17-50 | .340 | 7-24 | .292 | 10-12 | .833 | 9 | 19 | 28 | 32.2 | 17 | 12 | 17 | 1 | 3 | 51 | 63.7 | |
| WYOMING | 2/9/08 | 100-55 | W | 19-50 | .380 | 5-19 | .263 | 12-16 | .750 | 9 | 19 | 28 | 32.0 | 17 | 10 | 23 | 2 | 3 | 55 | 63.3 | |
| at San Diego State | 2/13/08 | 73-63 | W | 21-47 | .447 | 7-18 | .389 | 14-18 | .778 | 8 | 20 | 28 | 31.9 | 22 | 12 | 20 | 1 | 4 | 63 | 63.3 | |
| TCU | 2/16/08 | 64-48 | W | 14-40 | .350 | 5-18 | .278 | 15-25 | .600 | 10 | 24 | 34 | 32.0 | 27 | 8 | 23 | 2 | 4 | 48 | 62.7 | |
| at Air Force | 2/20/08 | 68-51 | W | 17-37 | .459 | 6-18 | .333 | 11-16 | .688 | 3 | 19 | 22 | 31.6 | 15 | 9 | 15 | 2 | 5 | 51 | 62.3 | |
| at Utah | 02/23/08 | 72-71 | W | 22-42 | .524 | 6-16 | .375 | 21-28 | .750 | 3 | 28 | 31 | 31.6 | 23 | 17 | 14 | 0 | 2 | 71 | 62.6 | |
| BYU | 2/26/08 | 69-70 | Lot | 22-56 | .393 | 7-23 | .304 | 19-28 | .679 | 9 | 31 | 40 | 31.9 | 22 | 15 | 14 | 5 | 3 | 70 | 62.8 | |
| UNLV | 3/4/08 | 59-45 | W | 18-54 | .333 | 4-21 | .190 | 5-6 | .833 | 8 | 23 | 31 | 31.8 | 14 | 9 | 11 | 2 | 7 | 45 | 62.2 | |
| at Colorado State | 3/8/08 | 71-52 | W | 14-45 | .311 | 5-18 | .278 | 19-24 | .792 | 9 | 24 | 33 | 31.9 | 18 | 8 | 16 | 2 | 3 | 52 | 61.9 | |
| vs Utah | 03/13/08 | 80-82 | Lot | 27-63 | .429 | 10-23 | .435 | 18-24 | .750 | 13 | 25 | 38 | 32.1 | 27 | 16 | 14 | 3 | 6 | 82 | 62.5 | |
| at California | 3/19/08 | 66-68 | L | 21-44 | .477 | 4-14 | .286 | 22-31 | .710 | 8 | 23 | 31 | 32.0 | 19 | 14 | 16 | 2 | 3 | 68 | 62.7 | |
| Opponents | | | | 2069 | 685-1672 | .410 | 227-669 | .339 | 472-691 | .683 | 300 | 757 | 1057 | 32.0 | 689 | 435 | 535 | 78 | 167 | 2069 | 62.7 |
| New Mexico | | | | 2446 | 847-1817 | .466 | 271-646 | .420 | 481-730 | .659 | 342 | 796 | 1138 | 34.5 | 644 | 537 | 403 | 88 | 207 | 2446 | 74.1 |

Games played: 33
Points/game: 62.7
FG Pct: 41.0
3FG Pct: 33.9
FT Pct: 68.3

Rebounds/game: 32.0
Assists/game: 13.2
Turnovers/game: 16.2
Assist/turnover ratio: 0.8
Steals/game: 5.1
Blocks/game: 2.4

2007-08 New Mexico Men's Basketball
New Mexico Game-by-Game Points-Rebounds-Assists (as of Apr 23, 2008)
All games

| Opponent | Date | Score | WL | 02 WILLS, JON | 04 HARRIS, JO | 05 GARY, DAIR | 10 SMITH, JAM | 15 GIDDENS, J | 22 PEGUES, MO | 24 PRENTICE, | 30 MARTINEZ, | 33 TOPPERT, C |
|---------------------|----------|--------|----|------------------|------------------|------------------|------------------|------------------|------------------|-----------------|-----------------|------------------|
| at Colorado | 11/9/07 | 54-47 | W | 13- 3- 1 | 0- 1- 1 | 0- 0- 0 | 7- 2- 2 | 4- 6- 0 | 3- 2- 0 | 1- 1- 4 | 7- 7- 3 | 11- 9- 1 |
| EASTERN WASHINGTON | 11/12/07 | 92-57 | W | 3- 1- 3 | 7- 2- 1 | 6- 2- 6 | 15- 3- 4 | 13-12- 3 | 6- 2- 0 | 9- 2- 8 | 7- 5- 2 | 12- 6- 1 |
| PRESBYTERIAN | 11/16/07 | 88-57 | W | 5- 1- 3 | 12- 1- 1 | 9- 1- 7 | 7- 5- 2 | 16- 8- 2 | 4- 1- 0 | 6- 5- 4 | 2- 4- 2 | 21- 4- 2 |
| ST. BONAVENTURE | 11/17/07 | 81-54 | W | 6- 2- 2 | 11- 1- 0 | 9- 1- 4 | 14- 3- 3 | 11-12- 4 | 1-10- 0 | 14- 0- 3 | 2- 2- 2 | 6- 1- 0 |
| LOYOLA MARYMOUNT | 11/18/07 | 86-58 | W | 6- 2- 0 | 2- 3- 1 | 4- 3- 4 | 6- 4- 5 | 21- 6- 0 | 4- 6- 0 | 19- 4- 3 | 11- 5- 2 | 11- 4- 2 |
| HAWAI'I | 11/21/07 | 89-60 | W | 3- 1- 2 | 4- 5- 1 | 15- 1- 1 | 12- 3- 3 | 15- 5- 4 | 2- 3- 0 | 2- 3- 4 | 0- 1- 3 | 20- 4- 3 |
| SOUTHERN UTAH | 11/28/07 | 57-48 | W | 0- 2- 0 | 2- 3- 0 | 7- 3- 1 | 9- 2- 0 | 14- 9- 6 | 4- 6- 0 | 5- 2- 5 | 3- 3- 0 | 3- 1- 2 |
| at Ole Miss | 12/1/07 | 77-85 | L | 5- 0- 0 | 4- 5- 0 | 10- 5- 5 | 6- 2- 2 | 9- 6- 3 | 0- 0- 0 | 9- 1- 0 | 17- 4- 2 | 9- 0- 4 |
| at New Mexico State | 12/4/07 | 62-71 | L | 0- 0- 0 | 4- 5- 2 | 9- 1- 8 | 17- 1- 0 | 4- 6- 1 | 3- 6- 0 | 0- 0- 0 | 0- 2- 2 | 20- 3- 0 |
| SAN DIEGO | 12/8/07 | 57-47 | W | 0- 0- 0 | 3- 3- 0 | 2- 0- 4 | 7- 1- 1 | 8- 8- 3 | 2- 3- 0 | 19- 4- 1 | 5- 2- 1 | 7- 2- 0 |
| TEXAS TECH | 12/15/07 | 80-63 | W | 5- 0- 0 | 6- 5- 1 | 18- 0- 2 | 6- 1- 1 | 13- 3- 1 | 4- 4- 0 | 2- 0- 2 | 5- 7- 6 | 13- 3- 1 |
| NEW MEXICO STATE | 12/19/07 | 83-69 | W | 0- 1- 0 | 0- 2- 0 | 3- 1- 3 | 12- 3- 1 | 7- 8- 2 | 2- 4- 1 | 9- 3- 3 | 24- 5- 1 | 16- 3- 2 |
| WEBER STATE | 12/23/07 | 62-32 | W | 3- 1- 0 | 2- 2- 1 | 2- 0- 3 | 9- 8- 1 | 18- 9- 1 | 0- 0- 0 | 9- 2- 3 | 6- 4- 4 | 3- 1- 2 |
| at Hawai'i | 12/27/07 | 79-69 | W | 2- 1- 2 | 1- 1- 0 | 12- 4- 4 | 2- 1- 0 | 17-11- 3 | 1- 1- 0 | 9- 1- 1 | 11- 4- 2 | 3- 2- 0 |
| at UTEP | 1/2/08 | 86-85 | WO | 0- 0- 0 | 4- 2- 1 | 10- 9- 4 | 10- 3- 1 | 20-19- 7 | 1- 4- 0 | 13- 1- 2 | 1- 1- 0 | 14- 7- 2 |
| at WYOMING COWBOYS | 1/5/08 | 99-92 | WO | 0- 0- 0 | 1- 1- 1 | 7- 3- 1 | 24- 5- 3 | 16- 8- 5 | 2- 1- 0 | 15- 2- 4 | 3- 3- 2 | 18- 7- 5 |
| SAN DIEGO STATE | 1/12/08 | 67-72 | L | DNP | 0- 1- 0 | 7- 4- 0 | 9- 2- 3 | 24-11- 2 | 1- 1- 1 | 5- 1- 3 | 7- 5- 2 | 5- 1- 2 |
| at TCU | 1/15/08 | 72-74 | L | 0- 0- 1 | 2- 2- 1 | 6- 3- 6 | 2- 1- 3 | 12- 6- 5 | 2- 1- 0 | 19- 1- 0 | 10- 4- 3 | 8- 4- 0 |
| AIR FORCE | 1/19/08 | 59-44 | W | 3- 0- 1 | 0- 2- 0 | 3- 0- 2 | 9- 2- 4 | 15-12- 3 | 0- 3- 0 | 7- 1- 3 | 13- 2- 1 | 9- 6- 0 |
| UTAH | 1/22/08 | 77-67 | WO | 0- 0- 0 | 1- 1- 0 | 10- 1- 2 | 12- 6- 1 | 14- 8- 6 | 3- 1- 0 | 0- 0- 2 | 8- 3- 4 | 14- 5- 3 |
| at BYU | 1/26/08 | 66-83 | L | 3- 1- 0 | 2- 2- 0 | 17- 5- 1 | 2- 0- 0 | 4- 6- 2 | 5- 2- 0 | 10- 2- 2 | 5- 2- 1 | 6- 2- 1 |
| at UNLV | 2/2/08 | 60-79 | L | 7- 5- 2 | 1- 1- 0 | 7- 3- 7 | 1- 0- 0 | 13- 7- 1 | 0- 0- 0 | 6- 3- 0 | 10- 5- 0 | 6- 3- 0 |
| COLORADO STATE | 2/5/08 | 91-51 | W | 3- 1- 3 | 9- 6- 0 | 12- 2- 6 | 9- 1- 0 | 19- 7- 4 | 0- 2- 0 | 3- 1- 3 | 6- 6- 1 | 22- 2- 4 |
| WYOMING | 2/9/08 | 100-55 | W | 8- 1- 8 | 4- 2- 0 | 2- 5- 4 | 13- 1- 2 | 36-11- 3 | 2- 1- 0 | DNP | 6- 5- 2 | 18- 1- 1 |
| at San Diego State | 2/13/08 | 73-63 | W | 3- 1- 3 | 0- 0- 0 | 12- 2- 2 | 13- 0- 3 | 22-11- 4 | 2- 1- 0 | 0- 0- 1 | 6- 1- 2 | 8- 3- 0 |
| TCU | 2/16/08 | 64-48 | W | 9- 2- 1 | 0- 1- 0 | 5- 1- 1 | 10- 1- 2 | 25- 8- 3 | 2- 3- 0 | 0- 1- 0 | 5- 3- 2 | 3- 5- 3 |
| at Air Force | 2/20/08 | 68-51 | W | 3- 0- 1 | 2- 0- 1 | 9- 0- 5 | 5- 1- 5 | 14- 7- 3 | 2- 4- 0 | 6- 3- 1 | 7- 4- 1 | 9- 0- 1 |
| at Utah | 02/23/08 | 72-71 | W | 0- 0- 1 | 0- 0- 0 | 6- 2- 2 | 17- 4- 2 | 19- 7- 2 | 0- 1- 0 | 10- 0- 2 | 6- 5- 3 | 9- 3- 2 |
| BYU | 2/26/08 | 69-70 | OL | 3- 2- 1 | 2- 0- 0 | 7- 2- 2 | 4- 1- 1 | 30- 7- 3 | 2- 4- 1 | 1- 1- 1 | 8- 9- 3 | 4- 3- 0 |
| UNLV | 3/4/08 | 59-45 | W | 5- 0- 0 | 0- 0- 0 | 7- 2- 1 | 2- 1- 1 | 17-15- 5 | 2- 2- 0 | 7- 1- 3 | 3- 5- 2 | 6- 3- 0 |
| at Colorado State | 3/8/08 | 71-52 | W | 4- 3- 2 | 0- 1- 0 | 5- 7- 0 | 6- 1- 3 | 13- 1- 3 | 0- 0- 0 | 5- 2- 6 | 9- 4- 1 | 14- 3- 4 |
| vs Utah | 03/13/08 | 80-82 | OL | 0- 0- 0 | 0- 0- 0 | 14- 1- 4 | 11- 1- 2 | 28-17- 3 | 0- 3- 0 | 0- 2- 0 | 12- 3- 1 | 10- 1- 0 |
| at California | 3/19/08 | 66-68 | L | 6- 0- 2 | 4- 1- 0 | 5- 1- 3 | 4- 0- 0 | 26-13- 6 | 0- 0- 0 | 3- 2- 1 | 6- 3- 2 | 3- 2- 0 |

53

| Opponent | Date | Score | WL | 53 FARIS, DAN |
|---------------------|----------|--------|----|------------------|
| at Colorado | 11/9/07 | 54-47 | W | 8- 1- 1 |
| EASTERN WASHINGTON | 11/12/07 | 92-57 | W | 14- 5- 0 |
| PRESBYTERIAN | 11/16/07 | 88-57 | W | 6- 4- 2 |
| ST. BONAVENTURE | 11/17/07 | 81-54 | W | 7- 7- 2 |
| LOYOLA MARYMOUNT | 11/18/07 | 86-58 | W | 2- 1- 0 |
| HAWAI'I | 11/21/07 | 89-60 | W | 16- 7- 0 |
| SOUTHERN UTAH | 11/28/07 | 57-48 | W | 10- 4- 1 |
| at Ole Miss | 12/1/07 | 77-85 | L | 8- 5- 1 |
| at New Mexico State | 12/4/07 | 62-71 | L | 5- 1- 0 |
| SAN DIEGO | 12/8/07 | 57-47 | W | 4- 4- 1 |
| TEXAS TECH | 12/15/07 | 80-63 | W | 8- 4- 1 |
| NEW MEXICO STATE | 12/19/07 | 83-69 | W | 10- 3- 1 |
| WEBER STATE | 12/23/07 | 62-32 | W | 10- 5- 0 |
| at Hawai'i | 12/27/07 | 79-69 | W | 21- 4- 1 |
| at UTEP | 1/2/08 | 86-85 | WO | 13- 6- 1 |
| at WYOMING COWBOYS | 1/5/08 | 99-92 | WO | 13- 8- 1 |
| SAN DIEGO STATE | 1/12/08 | 67-72 | L | 9- 4- 0 |
| at TCU | 1/15/08 | 72-74 | L | 11- 4- 0 |
| AIR FORCE | 1/19/08 | 59-44 | W | 0- 3- 1 |
| UTAH | 1/22/08 | 77-67 | WO | 15- 7- 1 |
| at BYU | 1/26/08 | 66-83 | L | 12- 8- 0 |
| at UNLV | 2/2/08 | 60-79 | L | 9- 6- 1 |
| COLORADO STATE | 2/5/08 | 91-51 | W | 8- 4- 1 |
| WYOMING | 2/9/08 | 100-55 | W | 11- 4- 2 |
| at San Diego State | 2/13/08 | 73-63 | W | 7- 4- 0 |
| TCU | 2/16/08 | 64-48 | W | 5- 4- 0 |
| at Air Force | 2/20/08 | 68-51 | W | 11- 3- 1 |
| at Utah | 02/23/08 | 72-71 | W | 5- 4- 1 |
| BYU | 2/26/08 | 69-70 | OL | 8- 7- 0 |
| UNLV | 3/4/08 | 59-45 | W | 10- 4- 2 |
| at Colorado State | 3/8/08 | 71-52 | W | 15- 8- 0 |
| vs Utah | 03/13/08 | 80-82 | OL | 5- 1- 1 |
| at California | 3/19/08 | 66-68 | L | 9- 5- 1 |

NEW MEXICO HIGHS AND LOWS - ALL GAMES

New Mexico - TEAM GAME HIGHS

| | | |
|----------------------------|--------------|----------------------------------|
| POINTS..... | 100 | vs Wyoming (2/9/08) |
| | 99 | at WYOMING COWBOYS (1/5/08) |
| | 92 | vs Eastern Washington (11/12/07) |
| | 91 | vs Colorado State (2/5/08) |
| | 89 | vs Hawai'i (11/21/07) |
| FIELD GOALS MADE..... | 40 | vs Wyoming (2/9/08) |
| | 36 | vs Hawai'i (11/21/07) |
| FIELD GOAL ATTEMPTS..... | 71 | vs BYU (2/26/08) |
| | 70 | at WYOMING COWBOYS (1/5/08) |
| FIELD GOAL PERCENTAGE..... | .610 (36-59) | vs Hawai'i (11/21/07) |
| | .597 (40-67) | vs Wyoming (2/9/08) |
| 3 PT FIELD GOALS MADE..... | 14 | at WYOMING COWBOYS (1/5/08) |
| | 13 | vs Loyola Marymount (11/18/07) |
| | 13 | vs St. Bonaventure (11/17/07) |
| | 13 | vs Presbyterian (11/16/07) |
| 3 PT FG ATTEMPTS..... | 31 | at WYOMING COWBOYS (1/5/08) |
| | 28 | vs St. Bonaventure (11/17/07) |
| | 28 | vs Presbyterian (11/16/07) |
| 3 PT FG PERCENTAGE..... | .818 (9-11) | vs Texas Tech (12/15/07) |
| | .600 (12-20) | vs Colorado State (2/5/08) |
| FREE THROWS MADE..... | 37 | at UTEP (1/2/08) |
| | 31 | vs New Mexico State (12/19/07) |
| FREE THROW ATTEMPTS..... | 52 | at UTEP (1/2/08) |
| | 39 | vs New Mexico State (12/19/07) |
| FREE THROW PERCENTAGE..... | .833 (15-18) | vs Colorado State (2/5/08) |
| | .800 (12-15) | at New Mexico State (12/4/07) |
| | .800 (12-15) | vs Southern Utah (11/28/07) |
| REBOUNDS..... | 56 | at UTEP (1/2/08) |
| | 45 | vs Loyola Marymount (11/18/07) |
| ASSISTS..... | 28 | vs Eastern Washington (11/12/07) |
| | 25 | vs Presbyterian (11/16/07) |
| STEALS..... | 16 | vs Wyoming (2/9/08) |
| | 11 | vs Texas Tech (12/15/07) |
| BLOCKED SHOTS..... | 6 | at San Diego State (2/13/08) |
| | 6 | vs San Diego State (1/12/08) |
| | 6 | at WYOMING COWBOYS (1/5/08) |
| | 6 | vs Texas Tech (12/15/07) |
| | 6 | vs Loyola Marymount (11/18/07) |
| TURNOVERS..... | 22 | at UNLV (2/2/08) |
| | 21 | vs Loyola Marymount (11/18/07) |
| FOULS..... | 30 | at UTEP (1/2/08) |
| | 30 | at Ole Miss (12/1/07) |

New Mexico - GAME LOWS

| | | |
|----------------------------|--------------|-------------------------------|
| POINTS..... | 54 | at Colorado (11/9/07) |
| | 57 | vs Southern Utah (11/28/07) |
| | 57 | vs San Diego (12/8/07) |
| | 59 | vs Air Force (1/19/08) |
| | 59 | vs UNLV (3/4/08) |
| FIELD GOALS MADE..... | 20 | at Colorado (11/9/07) |
| | 20 | at UNLV (2/2/08) |
| FIELD GOAL ATTEMPTS..... | 43 | at Air Force (2/20/08) |
| | 44 | vs Weber State (12/23/07) |
| | 44 | at San Diego State (2/13/08) |
| FIELD GOAL PERCENTAGE..... | .344 (22-64) | at BYU (1/26/08) |
| | .361 (22-61) | at UTEP (1/2/08) |
| 3 PT FIELD GOALS MADE..... | 2 | at Hawai'i (12/27/07) |
| | 3 | vs Southern Utah (11/28/07) |
| | 3 | vs BYU (2/26/08) |
| 3 PT FG ATTEMPTS..... | 8 | at Hawai'i (12/27/07) |
| | 11 | vs Texas Tech (12/15/07) |
| 3 PT FG PERCENTAGE..... | .125 (3-24) | vs Southern Utah (11/28/07) |
| | .143 (3-21) | vs BYU (2/26/08) |
| FREE THROWS MADE..... | 5 | vs Hawai'i (11/21/07) |
| | 6 | vs UNLV (3/4/08) |
| FREE THROW ATTEMPTS..... | 10 | vs Hawai'i (11/21/07) |
| | 10 | vs UNLV (3/4/08) |
| FREE THROW PERCENTAGE..... | .450 (9-20) | at California (3/19/08) |
| | .471 (8-17) | at Colorado (11/9/07) |
| | .471 (8-17) | vs St. Bonaventure (11/17/07) |
| REBOUNDS..... | 22 | at Air Force (2/20/08) |
| | 24 | at San Diego State (2/13/08) |
| ASSISTS..... | 7 | at BYU (1/26/08) |
| | 11 | vs San Diego (12/8/07) |
| | 11 | at UNLV (2/2/08) |
| | 11 | vs Utah (03/13/08) |
| STEALS..... | 1 | vs San Diego (12/8/07) |
| | 2 | at Colorado (11/9/07) |
| | 2 | at UTEP (1/2/08) |
| | 2 | at UNLV (2/2/08) |
| | 2 | vs Utah (03/13/08) |
| BLOCKED SHOTS..... | 0 | at Ole Miss (12/1/07) |
| | 0 | at California (3/19/08) |
| TURNOVERS..... | 6 | at BYU (1/26/08) |
| | 6 | vs Colorado State (2/5/08) |
| FOULS..... | 10 | vs Weber State (12/23/07) |
| | 11 | vs Presbyterian (11/16/07) |

OPPONENT HIGHS AND LOWS - ALL GAMES

Opponent - GAME HIGHS

| | | |
|----------------------------|--------------|----------------------------------|
| POINTS..... | 92 | at WYOMING COWBOYS (1/5/08) |
| | 85 | at UTEP (1/2/08) |
| | 85 | at Ole Miss (12/1/07) |
| | 83 | at BYU (1/26/08) |
| | 82 | vs Utah (03/13/08) |
| FIELD GOALS MADE..... | 30 | at WYOMING COWBOYS (1/5/08) |
| | 28 | at UNLV (2/2/08) |
| | 28 | at Ole Miss (12/1/07) |
| FIELD GOAL ATTEMPTS..... | 74 | at WYOMING COWBOYS (1/5/08) |
| | 69 | at UTEP (1/2/08) |
| FIELD GOAL PERCENTAGE..... | .563 (27-48) | at TCU (1/15/08) |
| | .524 (22-42) | at Utah (02/23/08) |
| 3 PT FIELD GOALS MADE..... | 13 | at BYU (1/26/08) |
| | 13 | at WYOMING COWBOYS (1/5/08) |
| | 36 | at WYOMING COWBOYS (1/5/08) |
| | 32 | at UTEP (1/2/08) |
| | 32 | vs Eastern Washington (11/12/07) |
| 3 PT FG PERCENTAGE..... | .813 (13-16) | at BYU (1/26/08) |
| | .571 (4-7) | vs Southern Utah (11/28/07) |
| FREE THROWS MADE..... | 29 | at UTEP (1/2/08) |
| | 22 | at California (3/19/08) |
| FREE THROW ATTEMPTS..... | 42 | at UTEP (1/2/08) |
| | 33 | at Ole Miss (12/1/07) |
| FREE THROW PERCENTAGE..... | .867 (13-15) | vs Texas Tech (12/15/07) |
| | .833 (10-12) | vs Colorado State (2/5/08) |
| | .833 (5-6) | vs UNLV (3/4/08) |
| REBOUNDS..... | 51 | at WYOMING COWBOYS (1/5/08) |
| | 45 | vs San Diego State (1/12/08) |
| | 45 | at UTEP (1/2/08) |
| ASSISTS..... | 25 | at BYU (1/26/08) |
| | 22 | at WYOMING COWBOYS (1/5/08) |
| STEALS..... | 11 | at UNLV (2/2/08) |
| | 11 | at TCU (1/15/08) |
| BLOCKED SHOTS..... | 9 | at WYOMING COWBOYS (1/5/08) |
| | 6 | at Colorado (11/9/07) |
| TURNOVERS..... | 24 | vs Loyola Marymount (11/18/07) |
| | 23 | vs TCU (2/16/08) |
| | 23 | vs Wyoming (2/9/08) |
| FOULS..... | 35 | at UTEP (1/2/08) |
| | 28 | at WYOMING COWBOYS (1/5/08) |

Opponent - GAME LOWS

| | | |
|----------------------------|--------------|--------------------------------|
| POINTS..... | 32 | vs Weber State (12/23/07) |
| | 44 | vs Air Force (1/19/08) |
| | 45 | vs UNLV (3/4/08) |
| | 47 | at Colorado (11/9/07) |
| | 47 | vs San Diego (12/8/07) |
| FIELD GOALS MADE..... | 11 | vs Weber State (12/23/07) |
| | 11 | vs Air Force (1/19/08) |
| FIELD GOAL ATTEMPTS..... | 37 | at Air Force (2/20/08) |
| | 40 | vs Air Force (1/19/08) |
| | 40 | vs TCU (2/16/08) |
| FIELD GOAL PERCENTAGE..... | .229 (11-48) | vs Weber State (12/23/07) |
| | .275 (11-40) | vs Air Force (1/19/08) |
| 3 PT FIELD GOALS MADE..... | 3 | vs Hawai'i (11/21/07) |
| | 3 | vs San Diego (12/8/07) |
| 3 PT FG ATTEMPTS..... | 7 | vs Southern Utah (11/28/07) |
| | 12 | vs San Diego (12/8/07) |
| 3 PT FG PERCENTAGE..... | .176 (3-17) | vs Hawai'i (11/21/07) |
| | .190 (4-21) | vs UNLV (3/4/08) |
| FREE THROWS MADE..... | 4 | vs Presbyterian (11/16/07) |
| | 5 | vs Loyola Marymount (11/18/07) |
| | 5 | vs UNLV (3/4/08) |
| FREE THROW ATTEMPTS..... | 6 | vs UNLV (3/4/08) |
| | 10 | vs Presbyterian (11/16/07) |
| | 10 | vs Weber State (12/23/07) |
| FREE THROW PERCENTAGE..... | .278 (5-18) | vs Loyola Marymount (11/18/07) |
| | .400 (4-10) | vs Presbyterian (11/16/07) |
| REBOUNDS..... | 19 | at TCU (1/15/08) |
| | 21 | vs Hawai'i (11/21/07) |
| ASSISTS..... | 4 | vs Weber State (12/23/07) |
| | 8 | vs St. Bonaventure (11/17/07) |
| | 8 | vs TCU (2/16/08) |
| | 8 | at Colorado State (3/8/08) |
| STEALS..... | 2 | vs St. Bonaventure (11/17/07) |
| | 2 | at Utah (02/23/08) |
| BLOCKED SHOTS..... | 0 | vs Presbyterian (11/16/07) |
| | 0 | vs St. Bonaventure (11/17/07) |
| | 0 | vs Hawai'i (11/21/07) |
| | 0 | vs San Diego (12/8/07) |
| | 0 | at Utah (02/23/08) |
| TURNOVERS..... | 8 | at UTEP (1/2/08) |
| | 9 | at UNLV (2/2/08) |
| FOULS..... | 11 | vs Presbyterian (11/16/07) |
| | 14 | vs Hawai'i (11/21/07) |
| | 14 | vs UNLV (3/4/08) |

NEW MEXICO HIGHS AND LOWS - MWC GAMES

| New Mexico - TEAM GAME HIGHS | | |
|------------------------------|--------------|------------------------------|
| POINTS..... | 100 | vs Wyoming (2/9/08) |
| | 99 | at WYOMING COWBOYS (1/5/08) |
| | 91 | vs Colorado State (2/5/08) |
| | 77 | vs Utah (1/22/08) |
| | 73 | at San Diego State (2/13/08) |
| FIELD GOALS MADE..... | 40 | vs Wyoming (2/9/08) |
| | 32 | vs Colorado State (2/5/08) |
| FIELD GOAL ATTEMPTS..... | 71 | vs BYU (2/26/08) |
| | 70 | at WYOMING COWBOYS (1/5/08) |
| FIELD GOAL PERCENTAGE..... | .597 (40-67) | vs Wyoming (2/9/08) |
| | .558 (24-43) | at Air Force (2/20/08) |
| 3 PT FIELD GOALS MADE..... | 14 | at WYOMING COWBOYS (1/5/08) |
| | 12 | vs Colorado State (2/5/08) |
| 3 PT FG ATTEMPTS..... | 31 | at WYOMING COWBOYS (1/5/08) |
| | 24 | at UNLV (2/2/08) |
| 3 PT FG PERCENTAGE..... | .600 (12-20) | vs Colorado State (2/5/08) |
| | .588 (10-17) | at Colorado State (3/8/08) |
| FREE THROWS MADE..... | 23 | at WYOMING COWBOYS (1/5/08) |
| | 18 | vs Utah (1/22/08) |
| FREE THROW ATTEMPTS..... | 35 | at WYOMING COWBOYS (1/5/08) |
| | 32 | vs TCU (2/16/08) |
| FREE THROW PERCENTAGE..... | .833 (15-18) | vs Colorado State (2/5/08) |
| | .769 (10-13) | vs Wyoming (2/9/08) |
| REBOUNDS..... | 44 | at WYOMING COWBOYS (1/5/08) |
| | 42 | vs BYU (2/26/08) |
| | 22 | vs Wyoming (2/9/08) |
| | 22 | vs Colorado State (2/5/08) |
| | 22 | at WYOMING COWBOYS (1/5/08) |
| STEALS..... | 16 | vs Wyoming (2/9/08) |
| | 9 | at Air Force (2/20/08) |
| | 9 | vs Colorado State (2/5/08) |
| | 9 | at BYU (1/26/08) |
| | 9 | vs Utah (1/22/08) |
| BLOCKED SHOTS..... | 6 | at San Diego State (2/13/08) |
| | 6 | vs San Diego State (1/12/08) |
| | 6 | at WYOMING COWBOYS (1/5/08) |
| TURNOVERS..... | 22 | at UNLV (2/2/08) |
| | 20 | at TCU (1/15/08) |
| FOULS..... | 24 | vs BYU (2/26/08) |
| | 24 | at WYOMING COWBOYS (1/5/08) |

| New Mexico - GAME LOWS | | |
|----------------------------|--------------|------------------------------|
| POINTS..... | 59 | vs Air Force (1/19/08) |
| | 59 | vs UNLV (3/4/08) |
| | 60 | at UNLV (2/2/08) |
| | 64 | vs TCU (2/16/08) |
| | 66 | at BYU (1/26/08) |
| FIELD GOALS MADE..... | 20 | at UNLV (2/2/08) |
| | 21 | vs Air Force (1/19/08) |
| | 21 | vs TCU (2/16/08) |
| FIELD GOAL ATTEMPTS..... | 43 | at Air Force (2/20/08) |
| | 44 | at San Diego State (2/13/08) |
| FIELD GOAL PERCENTAGE..... | .344 (22-64) | at BYU (1/26/08) |
| | .366 (26-71) | vs BYU (2/26/08) |
| 3 PT FIELD GOALS MADE..... | 3 | vs BYU (2/26/08) |
| | 5 | vs TCU (2/16/08) |
| | 5 | vs UNLV (3/4/08) |
| 3 PT FG ATTEMPTS..... | 14 | vs TCU (2/16/08) |
| | 14 | at Utah (02/23/08) |
| 3 PT FG PERCENTAGE..... | .143 (3-21) | vs BYU (2/26/08) |
| | .263 (5-19) | vs UNLV (3/4/08) |
| FREE THROWS MADE..... | 6 | vs UNLV (3/4/08) |
| | 8 | vs Air Force (1/19/08) |
| FREE THROW ATTEMPTS..... | 10 | vs UNLV (3/4/08) |
| | 13 | vs Wyoming (2/9/08) |
| FREE THROW PERCENTAGE..... | .500 (10-20) | vs San Diego State (1/12/08) |
| | .522 (12-23) | at UNLV (2/2/08) |
| REBOUNDS..... | 22 | at Air Force (2/20/08) |
| | 24 | at San Diego State (2/13/08) |
| ASSISTS..... | 7 | at BYU (1/26/08) |
| | 11 | at UNLV (2/2/08) |
| STEALS..... | 2 | at UNLV (2/2/08) |
| | 4 | vs San Diego State (1/12/08) |
| | 4 | vs Air Force (1/19/08) |
| | 4 | vs TCU (2/16/08) |
| | 4 | vs BYU (2/26/08) |
| BLOCKED SHOTS..... | 4 | at Colorado State (3/8/08) |
| | 1 | at TCU (1/15/08) |
| | 1 | vs Air Force (1/15/08) |
| | 1 | vs Wyoming (2/9/08) |
| | 1 | vs TCU (2/16/08) |
| | 1 | at Utah (02/23/08) |
| TURNOVERS..... | 6 | at BYU (1/26/08) |
| | 6 | vs Colorado State (2/5/08) |
| FOULS..... | 12 | vs Utah (1/22/08) |
| | 15 | vs Wyoming (2/9/08) |
| | 15 | vs UNLV (3/4/08) |

OPPONENT HIGHS AND LOWS - MWC GAMES

| Opponent - GAME HIGHS | | |
|----------------------------|--------------|------------------------------|
| POINTS..... | 92 | at WYOMING COWBOYS (1/5/08) |
| | 83 | at BYU (1/26/08) |
| | 79 | at UNLV (2/2/08) |
| | 74 | at TCU (1/15/08) |
| | 72 | vs San Diego State (1/12/08) |
| FIELD GOALS MADE..... | 30 | at WYOMING COWBOYS (1/5/08) |
| | 28 | at UNLV (2/2/08) |
| FIELD GOAL ATTEMPTS..... | 74 | at WYOMING COWBOYS (1/5/08) |
| | 60 | vs San Diego State (1/12/08) |
| FIELD GOAL PERCENTAGE..... | .563 (27-48) | at TCU (1/15/08) |
| | .524 (22-42) | at Utah (02/23/08) |
| 3 PT FIELD GOALS MADE..... | 13 | at BYU (1/26/08) |
| | 13 | at WYOMING COWBOYS (1/5/08) |
| 3 PT FG ATTEMPTS..... | 36 | at WYOMING COWBOYS (1/5/08) |
| | 24 | vs Colorado State (2/5/08) |
| | 24 | at UNLV (2/2/08) |
| 3 PT FG PERCENTAGE..... | .813 (13-16) | at BYU (1/26/08) |
| | .529 (9-17) | at TCU (1/15/08) |
| FREE THROWS MADE..... | 21 | at Utah (02/23/08) |
| | 19 | at Colorado State (3/8/08) |
| | 19 | vs BYU (2/26/08) |
| | 19 | at WYOMING COWBOYS (1/5/08) |
| FREE THROW ATTEMPTS..... | 30 | at WYOMING COWBOYS (1/5/08) |
| | 29 | at BYU (1/26/08) |
| FREE THROW PERCENTAGE..... | .833 (10-12) | vs Colorado State (2/5/08) |
| | .833 (5-6) | vs UNLV (3/4/08) |
| REBOUNDS..... | 51 | at WYOMING COWBOYS (1/5/08) |
| | 45 | vs San Diego State (1/12/08) |
| | 25 | at BYU (1/26/08) |
| | 22 | at WYOMING COWBOYS (1/5/08) |
| | 11 | at UNLV (2/2/08) |
| | 11 | at TCU (1/15/08) |
| BLOCKED SHOTS..... | 9 | at WYOMING COWBOYS (1/5/08) |
| | 5 | vs BYU (2/26/08) |
| | 5 | vs San Diego State (1/12/08) |
| TURNOVERS..... | 23 | vs TCU (2/16/08) |
| | 23 | vs Wyoming (2/9/08) |
| FOULS..... | 28 | at WYOMING COWBOYS (1/5/08) |
| | 27 | vs TCU (2/16/08) |

| Opponent - GAME LOWS | | |
|----------------------------|--------------|------------------------------|
| POINTS..... | 44 | vs Air Force (1/19/08) |
| | 45 | vs UNLV (3/4/08) |
| | 48 | vs TCU (2/16/08) |
| | 51 | vs Colorado State (2/5/08) |
| | 51 | at Air Force (2/20/08) |
| FIELD GOALS MADE..... | 11 | vs Air Force (1/19/08) |
| | 14 | vs TCU (2/16/08) |
| | 14 | at Colorado State (3/8/08) |
| FIELD GOAL ATTEMPTS..... | 37 | at Air Force (2/20/08) |
| | 40 | vs Air Force (1/19/08) |
| | 40 | vs TCU (2/16/08) |
| FIELD GOAL PERCENTAGE..... | .275 (11-40) | vs Air Force (1/19/08) |
| | .311 (14-45) | at Colorado State (3/8/08) |
| 3 PT FIELD GOALS MADE..... | 4 | vs UNLV (3/4/08) |
| | 5 | vs Wyoming (2/9/08) |
| | 5 | vs TCU (2/16/08) |
| | 5 | at Colorado State (3/8/08) |
| 3 PT FG ATTEMPTS..... | 16 | at BYU (1/26/08) |
| | 16 | at Utah (02/23/08) |
| 3 PT FG PERCENTAGE..... | .190 (4-21) | vs UNLV (3/4/08) |
| | .250 (6-24) | at UNLV (2/2/08) |
| FREE THROWS MADE..... | 5 | vs UNLV (3/4/08) |
| | 9 | vs Utah (1/22/08) |
| FREE THROW ATTEMPTS..... | 6 | vs UNLV (3/4/08) |
| | 12 | vs Colorado State (2/5/08) |
| FREE THROW PERCENTAGE..... | .552 (16-29) | at BYU (1/26/08) |
| | .563 (9-16) | vs Utah (1/22/08) |
| REBOUNDS..... | 19 | at TCU (1/15/08) |
| | 22 | at Air Force (2/20/08) |
| ASSISTS..... | 8 | vs TCU (2/16/08) |
| | 8 | at Colorado State (3/8/08) |
| STEALS..... | 2 | at Utah (02/23/08) |
| | 3 | vs San Diego State (1/12/08) |
| | 3 | at BYU (1/26/08) |
| | 3 | vs Colorado State (2/5/08) |
| | 3 | vs Wyoming (2/9/08) |
| | 3 | vs BYU (2/26/08) |
| | 3 | at Colorado State (3/8/08) |
| BLOCKED SHOTS..... | 0 | at Utah (02/23/08) |
| | 1 | at UNLV (2/2/08) |
| | 1 | vs Colorado State (2/5/08) |
| | 1 | at San Diego State (2/13/08) |
| TURNOVERS..... | 9 | at UNLV (2/2/08) |
| | 11 | vs UNLV (3/4/08) |
| FOULS..... | 14 | vs UNLV (3/4/08) |
| | 15 | at Air Force (2/20/08) |

HOME GAME STATS

| ## | Player | GP-GS | Min--Avg | ---TOTAL--- | | ---3-PTS--- | | FT-FTA | Pct | ---REBOUNDS--- | | | | PF | FO | A | TO | Blk | Stl | Pts | Avg |
|----------------|----------------------|-------|----------|-------------|------|-------------|------|---------|------|----------------|-----|-----|------|-----|----|-----|-----|-----|-----|------|------|
| | | | | FG-FGA | Pct | 3FG-FGA | Pct | | | Off | Def | Tot | Avg | | | | | | | | |
| 15 | Giddens, J.R..... | 18-18 | 578 32.1 | 127-238 | .534 | 14-39 | .359 | 48-87 | .552 | 39 | 120 | 159 | 8.8 | 27 | 0 | 55 | 31 | 21 | 31 | 316 | 17.6 |
| 33 | Toppert, Chad..... | 18-7 | 431 23.9 | 61-131 | .466 | 46-99 | .465 | 25-33 | .758 | 12 | 43 | 55 | 3.1 | 24 | 0 | 28 | 11 | 3 | 6 | 193 | 10.7 |
| 10 | Smith, Jamaal..... | 18-4 | 369 20.5 | 49-94 | .521 | 23-44 | .523 | 44-51 | .863 | 2 | 46 | 48 | 2.7 | 42 | 0 | 35 | 18 | 0 | 3 | 165 | 9.2 |
| 53 | Faris, Daniel..... | 18-18 | 398 22.1 | 65-125 | .520 | 0-1 | .000 | 23-47 | .489 | 39 | 42 | 81 | 4.5 | 50 | 3 | 15 | 18 | 11 | 9 | 153 | 8.5 |
| 05 | Gary, Dairese..... | 18-14 | 389 21.6 | 43-91 | .473 | 17-39 | .436 | 25-31 | .806 | 9 | 20 | 29 | 1.6 | 33 | 0 | 53 | 35 | 1 | 25 | 128 | 7.1 |
| 30 | Martinez, Roman.... | 18-12 | 450 25.0 | 41-91 | .451 | 15-39 | .385 | 24-32 | .750 | 34 | 42 | 76 | 4.2 | 42 | 1 | 40 | 17 | 4 | 17 | 121 | 6.7 |
| 24 | Prentice, Darren.... | 17-1 | 348 20.5 | 42-104 | .404 | 23-63 | .365 | 10-16 | .625 | 7 | 24 | 31 | 1.8 | 16 | 0 | 51 | 14 | 2 | 12 | 117 | 6.9 |
| 04 | Harris, Johnnie.... | 18-6 | 233 12.9 | 29-42 | .690 | 0-0 | .000 | 7-12 | .583 | 22 | 18 | 40 | 2.2 | 31 | 0 | 6 | 15 | 4 | 3 | 65 | 3.6 |
| 02 | Wills, Jonathan.... | 17-10 | 217 12.8 | 21-59 | .356 | 12-37 | .324 | 8-13 | .615 | 3 | 14 | 17 | 1.0 | 19 | 0 | 24 | 11 | 0 | 8 | 62 | 3.6 |
| 22 | Pegues, Monquel.... | 18-0 | 237 13.2 | 10-42 | .238 | 0-0 | .000 | 21-34 | .618 | 16 | 40 | 56 | 3.1 | 31 | 0 | 3 | 15 | 4 | 4 | 41 | 2.3 |
| TEAM..... | | | | | | | | | | 18 | 32 | 50 | 2.8 | 0 | | | 1 | | | | |
| Total..... | | 18 | 3650 | 488-1017 | .480 | 150-361 | .416 | 235-356 | .660 | 201 | 441 | 642 | 35.7 | 315 | 4 | 310 | 186 | 50 | 118 | 1361 | 75.6 |
| Opponents..... | | 18 | 3650 | 340-890 | .382 | 110-358 | .307 | 207-308 | .672 | 161 | 390 | 551 | 30.6 | 353 | - | 201 | 300 | 34 | 81 | 997 | 55.4 |

ROAD GAME STATS

| ## | Player | GP-GS | Min--Avg | ---TOTAL--- | | ---3-PTS--- | | FT-FTA | Pct | ---REBOUNDS--- | | | | PF | FO | A | TO | Blk | Stl | Pts | Avg |
|----------------|----------------------|-------|----------|-------------|------|-------------|------|---------|------|----------------|-----|-----|------|-----|----|-----|-----|-----|-----|------|------|
| | | | | FG-FGA | Pct | 3FG-FGA | Pct | | | Off | Def | Tot | Avg | | | | | | | | |
| 15 | Giddens, J.R..... | 14-14 | 441 31.5 | 74-153 | .484 | 11-35 | .314 | 34-55 | .618 | 17 | 97 | 114 | 8.1 | 37 | 2 | 45 | 38 | 17 | 15 | 193 | 13.8 |
| 53 | Faris, Daniel..... | 14-14 | 361 25.8 | 57-115 | .496 | 0-0 | .000 | 33-58 | .569 | 31 | 37 | 68 | 4.9 | 46 | 1 | 9 | 23 | 9 | 9 | 147 | 10.5 |
| 33 | Toppert, Chad..... | 14-6 | 373 26.6 | 44-92 | .478 | 37-73 | .507 | 13-16 | .813 | 11 | 37 | 48 | 3.4 | 20 | 0 | 20 | 12 | 2 | 4 | 138 | 9.9 |
| 10 | Smith, Jamaal..... | 14-1 | 260 18.6 | 30-66 | .455 | 15-33 | .455 | 41-58 | .707 | 4 | 17 | 21 | 1.5 | 42 | 2 | 24 | 25 | 2 | 10 | 116 | 8.3 |
| 05 | Gary, Dairese..... | 14-13 | 366 26.1 | 33-85 | .388 | 8-27 | .296 | 41-59 | .695 | 10 | 35 | 45 | 3.2 | 38 | 1 | 48 | 34 | 0 | 19 | 115 | 8.2 |
| 24 | Prentice, Darren.... | 14-2 | 272 19.4 | 30-73 | .411 | 21-53 | .396 | 25-32 | .781 | 6 | 13 | 19 | 1.4 | 13 | 0 | 24 | 23 | 0 | 9 | 106 | 7.6 |
| 30 | Martinez, Roman.... | 14-11 | 324 23.1 | 35-73 | .479 | 12-26 | .462 | 16-23 | .696 | 23 | 26 | 49 | 3.5 | 39 | 0 | 24 | 19 | 2 | 13 | 98 | 7.0 |
| 02 | Wills, Jonathan.... | 14-6 | 181 12.9 | 14-41 | .341 | 11-23 | .478 | 7-11 | .636 | 2 | 12 | 14 | 1.0 | 21 | 0 | 15 | 10 | 1 | 4 | 46 | 3.3 |
| 04 | Harris, Johnnie.... | 14-3 | 169 12.1 | 11-21 | .524 | 0-0 | .000 | 3-12 | .250 | 9 | 13 | 22 | 1.6 | 29 | 0 | 7 | 7 | 0 | 3 | 25 | 1.8 |
| 22 | Pegues, Monquel.... | 14-0 | 128 9.1 | 8-32 | .250 | 0-0 | .000 | 5-12 | .417 | 6 | 17 | 23 | 1.6 | 20 | 0 | 0 | 13 | 2 | 1 | 21 | 1.5 |
| TEAM..... | | | | | | | | | | 18 | 25 | 43 | 3.1 | 1 | | | 2 | | | | |
| Total..... | | 14 | 2875 | 336-751 | .447 | 115-270 | .426 | 218-336 | .649 | 137 | 329 | 466 | 33.3 | 306 | 6 | 216 | 206 | 35 | 87 | 1005 | 71.8 |
| Opponents..... | | 14 | 2875 | 318-719 | .442 | 107-288 | .372 | 247-359 | .688 | 126 | 342 | 468 | 33.4 | 309 | - | 218 | 221 | 41 | 80 | 990 | 70.7 |

STATS IN A WIN

| ## | Player | GP-GS | Min--Avg | ---TOTAL--- | | ---3-PTS--- | | FT-FTA | Pct | ---REBOUNDS--- | | | | PF | FO | A | TO | Blk | Stl | Pts | Avg |
|----------------|----------------------|-------|----------|-------------|------|-------------|------|---------|------|----------------|-----|-----|------|-----|----|-----|-----|-----|-----|------|------|
| | | | | FG-FGA | Pct | 3FG-FGA | Pct | | | Off | Def | Tot | Avg | | | | | | | | |
| 15 | Giddens, J.R..... | 24-24 | 753 31.4 | 150-283 | .530 | 21-51 | .412 | 66-111 | .595 | 43 | 168 | 211 | 8.8 | 47 | 1 | 77 | 50 | 30 | 39 | 387 | 16.1 |
| 33 | Toppert, Chad..... | 24-9 | 614 25.6 | 85-173 | .491 | 66-134 | .493 | 34-43 | .791 | 21 | 64 | 85 | 3.5 | 30 | 0 | 41 | 17 | 3 | 7 | 270 | 11.3 |
| 10 | Smith, Jamaal..... | 24-5 | 482 20.1 | 64-124 | .516 | 32-59 | .542 | 76-93 | .817 | 4 | 58 | 62 | 2.6 | 58 | 0 | 50 | 28 | 2 | 10 | 236 | 9.8 |
| 53 | Faris, Daniel..... | 24-24 | 571 23.8 | 93-179 | .520 | 0-1 | .000 | 43-80 | .538 | 51 | 57 | 108 | 4.5 | 68 | 2 | 21 | 28 | 18 | 13 | 229 | 9.5 |
| 05 | Gary, Dairese..... | 24-19 | 548 22.8 | 56-122 | .459 | 20-51 | .392 | 43-60 | .717 | 12 | 38 | 50 | 2.1 | 52 | 1 | 69 | 53 | 1 | 32 | 175 | 7.3 |
| 24 | Prentice, Darren.... | 23-1 | 471 20.5 | 58-132 | .439 | 32-80 | .400 | 22-30 | .733 | 9 | 30 | 39 | 1.7 | 23 | 0 | 68 | 25 | 0 | 15 | 170 | 7.4 |
| 30 | Martinez, Roman.... | 24-17 | 586 24.4 | 55-120 | .458 | 18-45 | .400 | 28-38 | .737 | 40 | 51 | 91 | 3.8 | 54 | 0 | 49 | 22 | 5 | 23 | 156 | 6.5 |
| 02 | Wills, Jonathan.... | 24-14 | 305 12.7 | 28-76 | .368 | 17-41 | .415 | 11-17 | .647 | 3 | 20 | 23 | 1.0 | 30 | 0 | 33 | 17 | 0 | 9 | 84 | 3.5 |
| 04 | Harris, Johnnie.... | 24-7 | 294 12.3 | 31-47 | .660 | 0-0 | .000 | 9-18 | .500 | 23 | 22 | 45 | 1.9 | 41 | 0 | 10 | 17 | 3 | 4 | 71 | 3.0 |
| 22 | Pegues, Monquel.... | 24-0 | 276 11.5 | 13-53 | .245 | 0-0 | .000 | 23-40 | .575 | 17 | 48 | 65 | 2.7 | 39 | 0 | 1 | 20 | 5 | 5 | 49 | 2.0 |
| TEAM..... | | | | | | | | | | 26 | 38 | 64 | 2.7 | 1 | | | 2 | | | | |
| Total..... | | 24 | 4900 | 633-1309 | .484 | 206-462 | .446 | 355-530 | .670 | 249 | 594 | 843 | 35.1 | 443 | 4 | 419 | 279 | 67 | 157 | 1827 | 76.1 |
| Opponents..... | | 24 | 4900 | 458-1185 | .386 | 157-490 | .320 | 312-455 | .686 | 202 | 529 | 731 | 30.5 | 500 | - | 289 | 396 | 48 | 116 | 1385 | 57.7 |

STATS IN A LOSS

| ## | Player | GP-GS | Min--Avg | ---TOTAL--- | | ---3-PTS--- | | FT-FTA | Pct | ---REBOUNDS--- | | | | PF | FO | A | TO | Blk | Stl | Pts | Avg |
|----------------|----------------------|-------|----------|-------------|------|-------------|------|---------|------|----------------|-----|-----|------|-----|----|-----|-----|-----|-----|-----|------|
| | | | | FG-FGA | Pct | 3FG-FGA | Pct | | | Off | Def | Tot | Avg | | | | | | | | |
| 15 | GIDDENS, J.R..... | 9-9 | 310 34.4 | 60-124 | .484 | 4-24 | .167 | 26-46 | .565 | 14 | 65 | 79 | 8.8 | 17 | 1 | 26 | 23 | 9 | 8 | 150 | 16.7 |
| 05 | GARY, Dairese..... | 9-9 | 229 25.4 | 25-60 | .417 | 7-18 | .389 | 25-32 | .781 | 7 | 18 | 25 | 2.8 | 24 | 1 | 36 | 18 | 0 | 12 | 82 | 9.1 |
| 53 | FARIS, Daniel..... | 9-9 | 213 23.7 | 30-64 | .469 | 0-0 | .000 | 16-31 | .516 | 19 | 23 | 42 | 4.7 | 33 | 3 | 4 | 14 | 3 | 5 | 76 | 8.4 |
| 30 | MARTINEZ, Roman.... | 9-7 | 215 23.9 | 25-51 | .490 | 11-24 | .458 | 14-20 | .700 | 18 | 19 | 37 | 4.1 | 30 | 1 | 16 | 14 | 1 | 8 | 75 | 8.3 |
| 33 | TOPPERT, Chad..... | 9-4 | 222 24.7 | 22-55 | .400 | 19-43 | .442 | 8-10 | .800 | 2 | 17 | 19 | 2.1 | 15 | 0 | 7 | 7 | 2 | 3 | 71 | 7.9 |
| 10 | SMITH, Jamaal..... | 9-0 | 172 19.1 | 17-42 | .405 | 6-19 | .316 | 16-24 | .667 | 2 | 6 | 8 | 0.9 | 30 | 2 | 11 | 17 | 0 | 3 | 56 | 6.2 |
| 24 | PRENTICE, Darren.... | 9-2 | 174 19.3 | 14-49 | .286 | 12-37 | .324 | 13-18 | .722 | 4 | 9 | 13 | 1.4 | 8 | 0 | 7 | 13 | 3 | 6 | 53 | 5.9 |
| 02 | WILLS, Jonathan.... | 8-3 | 101 12.6 | 7-25 | .280 | 6-19 | .316 | 4-7 | .571 | 2 | 6 | 8 | 1.0 | 10 | 0 | 6 | 4 | 1 | 3 | 24 | 3.0 |
| 04 | HARRIS, Johnnie.... | 9-2 | 109 12.1 | 9-16 | .563 | 0-0 | .000 | 1-6 | .167 | 8 | 9 | 17 | 1.9 | 19 | 0 | 3 | 5 | 1 | 2 | 19 | 2.1 |
| 22 | PEGUES, Monquel.... | 9-0 | 105 11.7 | 5-22 | .227 | 0-0 | .000 | 3-6 | .500 | 7 | 10 | 17 | 1.9 | 15 | 0 | 2 | 8 | 1 | 0 | 13 | 1.4 |
| TEAM..... | | | | | | | | | | 10 | 20 | 30 | 3.3 | 0 | | | 1 | | | | |
| Total..... | | 9 | 1850 | 214-508 | .421 | 65-184 | .353 | 126-200 | .630 | 93 | 202 | 295 | 32.8 | 201 | 8 | 118 | 124 | 21 | 50 | 619 | 68.8 |
| Opponents..... | | 9 | 1850 | 227-487 | .466 | 70-179 | .391 | 160-236 | .678 | 98 | 228 | 326 | 36.2 | 189 | - | 146 | 139 | 30 | 51 | 684 | 76.0 |

TOP SINGLE GAME INDIVIDUAL PERFORMANCES...

Points:
FG Made:
FG Att:
FG% (5 att. min):
3-PT FG Made:
3-PT FG Att:
FT Made:
FT Att:
FT% (7 att):
Rebounds:
Assists:
Steals:
Blocks:

NEW MEXICO

36 - J.R. Giddens vs. Wyoming (2-9-08)
15 - J.R. Giddens vs. Wyoming (2-9-08)
26 - J.R. Giddens vs. BYU (2-26-08)
1,000 (7-7) - Roman Martinez at Colorado (12-1-07)
6 - (Twice) Last by Darren Prentice at TCU (1-15-08)
9 - (4 Times) Last by Chad Toppert vs. Colorado State (2-5-08)
10 - (Twice) Last by J.R. Giddens vs. Utah (3-13-08)
15 - J.R. Giddens vs. Utah (3-13-08)
90.9% (10-11) - Roman Martinez vs. New Mexico State (12-19-07)
19 - J.R. Giddens at UTEP (1-2-08)
8 - (3 Times) Last by Jonathan Wills vs. Wyoming (2-9-08)
6 - J.R. Giddens vs. Wyoming (2-9-08)
4 - J.R. Giddens at San Diego State (2-13-08)

OPPONENT

26 - Ryan Anderson, Cal (3-19-08)
11 - Luke Nevill, Utah (3-13-08)
20 - Luke Nevill, Utah (3-13-08)
85.7% (6-7) - Luke Nevill, Utah (2-23-08)
6 - (Twice) Last by Bobby Nash, Hawai'i (12-27-07)
12 - Randy Culpepper, UTEP (1-2-08)
10 - Josh Simmons, Colorado State (3-8-08)
12 - Randy Culpepper, UTEP (1-2-08)
1,000 (10-10) - Josh Simmons, Colorado State (3-8-08)
15 - Wendell McKines, New Mexico State (12-3-07)
9 - (Twice) Last by Marvin Kilgore, UTEP (1-2-08)
4 - (3 Times) Last by Brent Hackett, TCU (1-15-08)
5 - (Twice) Last by Trent Plaisted, BYU (2-26-08)

NEW MEXICO'S RECORD WHEN...

| | MWC | All |
|--|------|------|
| leading at the half: | 8-3 | 20-3 |
| trailing at the half: | 2-2 | 2-6 |
| tied at the half: | 1-0 | 2-0 |
| outshoot opponent: | 10-0 | 21-1 |
| outshot by opponent: | 1-4 | 3-7 |
| shooting tied: | 0-1 | 0-1 |
| outrebound opponent: | 5-3 | 17-3 |
| outrebounded by opponent: | 3-2 | 4-6 |
| rebounds tied: | 3-0 | 3-0 |
| commit fewer turnovers: | 11-3 | 20-7 |
| commit more turnovers: | 0-2 | 3-2 |
| turnovers tied: | 0-0 | 1-0 |
| commit 10 turnovers or less: | 8-3 | 13-3 |
| commit more than 10 turnovers: | 3-2 | 11-5 |
| UNM shoots 50% or better: | 4-1 | 11-1 |
| UNM shoots below 50%: | 7-4 | 13-8 |
| opponent shoots 50% or better: | 0-2 | 1-3 |
| opponent shoots less than 50%: | 11-3 | 23-6 |
| UNM out-scores opponent in 2nd half: | 9-2 | 18-5 |
| opponent out-scores UNM in 2nd half: | 1-3 | 4-4 |
| scoring tied in the second half: | 1-0 | 2-0 |
| Overtime | 2-1 | 3-2 |
| Bench out-scores opponent bench | 9-4 | 18-6 |
| Playing in The Pit | 6-2 | 16-2 |
| Playing on the Road | 5-3 | 8-6 |
| Playing on a neutral floor | 0-0 | 0-1 |
| vs. teams with .500+ record | 8-5 | 13-8 |
| vs. 2006-07 postseason teams | 4-4 | 7-6 |
| UNM scores between: | | |
| 30-39 40-49 50-59 60-69 70-79 80-89 90-99 100+ | | |
| All 0-0 0-0 5-0 3-6 5-2 7-1 3-0 1-0 | | |
| MWC 0-0 0-0 2-0 2-4 4-1 0-0 2-0 1-0 | | |
| Opponent scores between: | | |
| 30-39 40-49 50-59 60-69 70-79 80-89 90-99 100+ | | |
| All 1-0 6-0 8-0 6-1 1-5 1-3 1-0 0-0 | | |
| MWC 0-0 3-0 4-0 2-0 1-4 0-1 1-0 0-0 | | |

RECORDS OF UNM LINEUPS

Faris, Giddens, Harris,
Smith, Wills
(5-0)

Faris, Gary, Giddens,
Harris, Wills
(1-0)

Faris, Gary, Giddens,
Harris, Prentice
(1-2)

Faris, Gary, Giddens,
Martinez, Toppert
(9-4)

Faris, Gary, Giddens,
Martinez, Wills
(8-3)

DUNKS

| | |
|---------------|----|
| Giddens..... | 34 |
| Faris..... | 10 |
| Harris..... | 6 |
| Pegues..... | 2 |
| Gary..... | 1 |
| Prentice..... | 1 |

CHARGES DRAWN

| | |
|---------------|----|
| Smith..... | 24 |
| Toppert..... | 19 |
| Martinez..... | 17 |
| Gary..... | 11 |
| Pegues..... | 7 |
| Prentice..... | 5 |
| Faris..... | 4 |
| Giddens..... | 4 |
| Wills..... | 3 |

WIN-LOSS BY DAY

| | |
|----------------|-----|
| Monday..... | 1-0 |
| Tuesday..... | 3-3 |
| Wednesday..... | 6-1 |
| Thursday..... | 1-1 |
| Friday..... | 2-0 |
| Saturday..... | 9-4 |
| Sunday..... | 2-0 |

WIN-LOSS BY MONTH

| | |
|---------------|-----|
| November..... | 7-0 |
| December..... | 5-2 |
| January..... | 4-3 |
| February..... | 6-2 |
| March..... | 2-2 |

SCORING DOUBLE FIGURES GAMES RECORD MWC

| | | | |
|---------------|----|------|------|
| Giddens..... | 27 | 21-6 | 11-4 |
| Faris..... | 15 | 13-2 | 6-2 |
| Toppert..... | 15 | 13-2 | 5-0 |
| Smith..... | 13 | 11-2 | 6-0 |
| Gary..... | 10 | 7-3 | 3-1 |
| Prentice..... | 8 | 6-2 | 2-2 |
| Martinez..... | 7 | 4-3 | 1-2 |
| Harris..... | 2 | 2-0 | — |
| Wills..... | 1 | 1-0 | — |

LEADING UNM IN SCORING GAMES RECORD MWC

| | | | |
|---------------|----|------|-----|
| Giddens..... | 16 | 11-5 | 8-3 |
| Toppert..... | 4 | 3-1 | 1-0 |
| Faris..... | 3 | 3-0 | 2-0 |
| Prentice..... | 3 | 2-1 | 0-1 |
| Smith..... | 3 | 3-0 | 1-0 |
| Gary..... | 2 | 1-1 | 0-1 |
| Martinez..... | 2 | 1-1 | — |
| Wills..... | 1 | 1-0 | — |

SCORING 20+ POINTS GAMES RECORD MWC

| | | | |
|---------------|---|-----|-----|
| Giddens..... | 9 | 5-4 | 3-2 |
| Toppert..... | 4 | 3-1 | 1-0 |
| Faris..... | 1 | 1-0 | — |
| Martinez..... | 1 | 1-0 | — |
| Smith..... | 1 | 1-0 | 1-0 |

SCORING 30+ POINTS GAMES RECORD MWC

| | | | |
|--------------|---|-----|-----|
| Giddens..... | 2 | 1-1 | 1-1 |
|--------------|---|-----|-----|

DOUBLE-DOUBLES GAMES RECORD MWC

| | | | |
|--------------|----|-----|-----|
| Giddens..... | 11 | 8-3 | 4-1 |
|--------------|----|-----|-----|

DOUBLE FIGURE REBOUNDS GAMES RECORD MWC

| | | | |
|--------------|----|-----|-----|
| Giddens..... | 11 | 8-3 | 4-1 |
| Pegues..... | 1 | 1-0 | — |

15+ REBOUNDS GAMES RECORD MWC

| | | | |
|--------------|---|-----|-----|
| Giddens..... | 3 | 2-1 | 1-0 |
|--------------|---|-----|-----|

LEADING UNM IN REBOUNDS GAMES RECORD MWC

| | | | |
|---------------|----|------|------|
| Giddens..... | 27 | 20-7 | 10-3 |
| Faris..... | 4 | 3-1 | 2-1 |
| Pegues..... | 3 | 2-1 | — |
| Martinez..... | 2 | 1-1 | 0-1 |
| Toppert..... | 1 | 1-0 | — |

LEADING UNM IN ASSISTS GAMES RECORD MWC

| | | | |
|---------------|----|-----|-----|
| Gary..... | 13 | 7-6 | 2-2 |
| Giddens..... | 11 | 9-2 | 5-2 |
| Prentice..... | 7 | 5-2 | 1-2 |
| Martinez..... | 4 | 3-1 | 1-1 |
| Smith..... | 4 | 3-1 | 2-1 |
| Toppert..... | 2 | 2-0 | 2-0 |
| Wills..... | 1 | 1-0 | 1-0 |

5+ ASSISTS GAMES RECORD MWC

| | | | |
|---------------|---|-----|-----|
| Gary..... | 7 | 3-4 | 2-2 |
| Giddens..... | 7 | 5-2 | 3-1 |
| Prentice..... | 3 | 3-0 | 1-0 |
| Smith..... | 2 | 2-0 | 1-0 |
| Martinez..... | 1 | 1-0 | — |
| Toppert..... | 1 | 1-0 | 1-0 |
| Wills..... | 1 | 1-0 | 1-0 |

FT% IN LAST 3 MINUTES-OVERTIME

| | MWC | Pct. | All | Pct. |
|-----------|-------|-------|---------|-------|
| Danridge | — | — | — | — |
| Faris | 7-10 | .700 | 13-18 | .722 |
| Gary | 10-14 | .714 | 18-26 | .692 |
| Giddens | 10-11 | .909 | 20-27 | .741 |
| Harris | — | — | 1-1 | 1.000 |
| Martinez | 3-4 | .750 | 4-6 | .667 |
| Pegues | 2-2 | 1.000 | 3-4 | .750 |
| Prentice | — | — | 4-6 | .667 |
| Smith | 27-31 | .871 | 38-47 | .809 |
| Toppert | 2-3 | .667 | 8-11 | .727 |
| Wills | — | — | 4-5 | .800 |
| UNM | 61-75 | .813 | 112-149 | .752 |
| Opponents | 36-45 | .800 | 87-114 | .763 |

NEW MEXICO WIN-LOSS POINT DIFFERENTIAL

| | 1 | 2 | 3 | 4 | 5 | 6 | 7 | 8 | 9 | 10 | 11-15 | 16-20 | 20+ |
|------|---|---|---|---|---|---|---|---|---|----|-------|-------|-----|
| WIN | 2 | 0 | 0 | 0 | 0 | 0 | 2 | 0 | 1 | 4 | 3 | 4 | 8 |
| LOSS | 1 | 3 | 0 | 0 | 1 | 0 | 0 | 1 | 1 | 0 | 0 | 2 | 0 |
| MWC | 1 | 2 | 3 | 4 | 5 | 6 | 7 | 8 | 9 | 10 | 11-15 | 16-20 | 20+ |
| WIN | 1 | 0 | 0 | 0 | 0 | 0 | 1 | 0 | 0 | 2 | 2 | 3 | 2 |
| LOSS | 1 | 1 | 0 | 0 | 1 | 0 | 0 | 0 | 0 | 0 | 0 | 2 | 0 |

THE LAST TIME...

TEAM

Scored 100 Points

New Mexico 100, Wyoming, 2-9-08
Opponent 103, New Mexico State, 12-5-06

65 Percent Shooting

New Mexico 69.2 (27-39) at Air Force, 1-15-05
Opponent 66.7 (38-57), New Mexico State, 12-5-06

60 Percent Shooting

New Mexico 61.0 (36-59) vs. Hawai'i, 11-21-07
Opponent 63.3 (31-49), Colorado State, 1-6-07

Less Than 35 Percent Shooting

New Mexico 34.4 (22-64), at BYU, 1-26-08
Opponent 31.1 (14-45), at Colorado State, 3-8-08

Less Than 30 Percent Shooting

New Mexico 29.8 (17-57), vs. Villanova, 3-18-05
Opponent 27.5 (11-40), Air Force, 1-19-08

12 3-Point Field Goals Made

New Mexico 14 at Wyoming, 1-5-08
Opponent 13, at BYU, 1-26-08

60 Percent Shooting From 3-Point (min. 7 made)

New Mexico 81.8 (9-11) vs. Texas Tech, 12-15-07
Opponent 81.3 (13-16), at BYU, 1-26-08

Failed to Make a 3-Pointer

New Mexico 0-8 vs. Colorado State, 1-3-91
Opponent 0-8, San Francisco State, 11-22-03

Overtime Game

New Mexico Win 77-67 vs. Utah, 1-22-08
New Mexico Loss 81-74 vs. San Diego State, 2-20-07

Double Overtime Game

New Mexico Win 99-92 at Wyoming, 1-5-08
New Mexico Loss 93-91 vs. Utah, 2-24-07

Triple Overtime

New Mexico Win 104-99 vs. Fresno State, 3-8-96
New Mexico Loss never

Won Game at the Buzzer

New Mexico Damion Walker
layin to defeat Arizona 79-78
1-16-99 in Albuquerque
Opponent Keith Van Horn (Utah)
a 12-footer to defeat UNM 72-70
3-7-97 in the WAC Tournament in Las Vegas

Coach Received a Technical Foul

New Mexico Steve Alford vs. BYU, 2-26-08
Opponent Tony Barbee (2), UTEP, 1-2-08

INDIVIDUAL

Scored 35 Points

New Mexico 36, J.R. Giddens vs. Wyoming, 2-9-08
Opponent 39, Donta Richardson, Wyoming, 2-15-03

Scored 40 Points

New Mexico 43, Ruben Douglas at San Diego State, 2-24-03
Opponent 49, Maurice Alexander, Wyoming, 2-9-91

Made 6 3-Pointers

New Mexico 6, Darren Prentice at TCU, 1-15-08
Opponent 6, Kevin Kruger, UNLV, 2-28-07

15 Rebounds

New Mexico 17, J.R. Giddens vs. Utah, 3-13-08
Opponent 18, Justin Williams, Wyoming, 2-15-06

20 Rebounds

New Mexico 22, Lewis LaMar vs. Fresno State, 2-26-94
Opponent 20, Andrew Bogut, Utah, 1-15-05

10 Assists

New Mexico 12, Mark Walters vs. BYU, 3-10-05
Opponents 12, Donnell Covington, Charleston Southern, 12-19-06

5 Steals

New Mexico 6, J.R. Giddens vs. Wyoming, 2-9-08
Opponent 6, Jason Wills, North Carolina A&T, 12-16-06

5 Blocks

New Mexico 5, Danny Granger, vs. San Diego State, 3-11-05
Opponent 5, Trent Plaisted, BYU, 2-26-08

Triple-Double

New Mexico Luc Longley vs. Penn State, 3-28-90
17 points, 14 rebounds, 10 assists

Two Players Scoring 25 Points

New Mexico Ruben Douglas (32) & Eric Chatfield (25)
vs. UNLV, 3-7-02

Three Players Scoring 20+ Points

New Mexico Ruben Douglas (32), Eric Chatfield (25) &
Patrick Dennehy (24) vs. UNLV, 3-7-02
Opponent (UNLV) Romel Beck (22), J.K. Edwards (21) &
Odartey Blankson (20), 1-31-04

Game 1

New Mexico 54
Colorado 47
Nov. 9, 2007 • Boulder, Colo.

| New Mexico | MP | FG-A | 3P-A | FT-A | REB | PF | A | TO | B | S | TP |
|------------|-----|------------|------|------------|---------|----|----|----|---|---|----|
| Harris* | 15 | 0-2 | 0-0 | 0-2 | 0-1 | 0 | 1 | 0 | 0 | 0 | 0 |
| Faris* | 20 | 4-7 | 0-0 | 0-1 | 0-1 | 4 | 1 | 6 | 0 | 0 | 8 |
| Wills* | 23 | 4-9 | 3-3 | 0-2 | 0-3 | 1 | 1 | 1 | 0 | 0 | 13 |
| Smith* | 25 | 2-4 | 0-1 | 3-5 | 0-2 | 4 | 2 | 2 | 0 | 1 | 7 |
| Giddens* | 22 | 2-5 | 0-1 | 0-0 | 0-6 | 4 | 0 | 3 | 2 | 0 | 4 |
| Gary | 15 | 0-0 | 0-0 | 0-1 | 0-0 | 1 | 0 | 0 | 0 | 0 | 0 |
| Pegues | 12 | 1-5 | 0-0 | 1-2 | 0-2 | 1 | 0 | 3 | 0 | 0 | 3 |
| Prentice | 16 | 0-1 | 0-1 | 1-2 | 0-1 | 1 | 4 | 2 | 0 | 0 | 1 |
| Martinez | 28 | 3-6 | 1-2 | 0-0 | 5-2 | 3 | 3 | 0 | 1 | 1 | 7 |
| Topper | 24 | 4-6 | 2-4 | 1-2 | 1-8 | 2 | 1 | 1 | 0 | 0 | 11 |
| Team | | | | | 2-0-2 | | | | | | |
| TOTALS | 200 | 20-45 | 6-12 | 8-17 | 8-26-34 | 21 | 13 | 18 | 3 | 2 | 54 |
| FG% (44.4) | | 3P% (50.0) | | FT% (47.1) | | | | | | | |

| Colorado | MP | FG-A | 3P-A | FT-A | REB | PF | A | TO | B | S | TP |
|-----------------|-----|------------|------|------------|---------|----|----|----|---|---|----|
| Jackson-Wilson* | 20 | 0-0 | 0-0 | 3-4 | 0-4 | 1 | 1 | 2 | 1 | 1 | 3 |
| Hall* | 33 | 4-12 | 1-5 | 2-2 | 2-4 | 5 | 4 | 4 | 0 | 0 | 11 |
| Higgins* | 37 | 3-7 | 1-3 | 3-4 | 0-5 | 3 | 2 | 1 | 1 | 3 | 10 |
| Silas* | 29 | 3-12 | 1-4 | 2-4 | 2-3 | 3 | 1 | 2 | 0 | 0 | 9 |
| Roby* | 33 | 0-3 | 0-3 | 1-2 | 0-5 | 4 | 0 | 5 | 2 | 1 | 1 |
| Thorne II | 11 | 1-2 | 0-1 | 0-0 | 0-0 | 2 | 0 | 1 | 0 | 0 | 2 |
| Knudson | 19 | 3-5 | 1-3 | 2-4 | 0-0 | 0 | 0 | 0 | 0 | 0 | 9 |
| King-Stockton | 18 | 1-3 | 0-0 | 0-0 | 1-3 | 1 | 2 | 0 | 2 | 0 | 2 |
| Team | | | | | 1-0-1 | | | | | | |
| TOTALS | 200 | 15-44 | 4-19 | 13-20 | 6-23-29 | 19 | 10 | 15 | 6 | 5 | 47 |
| FG% (34.1) | | 3P% (21.1) | | FT% (65.0) | | | | | | | |

Attendance: 8,372 Technical Fouls: None
Officials: Thornley, O'Neill, Self. UNM's Record: 1-0

| | | | | |
|------------|----|----|---|----|
| New Mexico | 30 | 24 | - | 54 |
| Colorado | 19 | 28 | - | 47 |

GAME NOTES

- New Mexico is now 76-29 in season openers, including 40-6 since the 1962-63 season
- The Steve Alford era of Lobo basketball begins with a 54-47 victory at Colorado...New Mexico wins for the 3rd time in 7 tries at CU...the last win was 76-75 in the 1975-76 season opener
- The Lobos were 1-10 away from home during the 2006-07 season and had won just 1 of their last 13 true road games since late in the 2005-06 season
- UNM only trailed once in the game at 2-0...the Lobos' biggest lead was 41-28

Game 2

Eastern Washington 57
New Mexico 92
Nov. 12, 2007 • Albuquerque, N.M.

| Eastern Washington | MP | FG-A | 3P-A | FT-A | REB | PF | A | TO | B | S | TP |
|--------------------|-----|------------|-------|------------|---------|----|----|----|---|---|----|
| Williams* | 32 | 3-6 | 1-4 | 1-2 | 1-7 | 4 | 3 | 3 | 0 | 2 | 8 |
| Moore* | 22 | 3-6 | 0-0 | 2-2 | 0-2 | 5 | 0 | 4 | 1 | 1 | 8 |
| DeLeon* | 33 | 4-13 | 4-11 | 2-2 | 0-2 | 1 | 3 | 2 | 0 | 0 | 14 |
| Stanojevic* | 24 | 1-5 | 1-5 | 0-0 | 0-2 | 0 | 3 | 3 | 0 | 0 | 3 |
| Gross* | 34 | 4-10 | 3-7 | 3-4 | 0-2 | 3 | 1 | 1 | 0 | 0 | 14 |
| Hinton | 24 | 1-2 | 1-2 | 4-4 | 1-2 | 2 | 0 | 2 | 0 | 0 | 7 |
| Gibson | 23 | 1-4 | 0-2 | 1-2 | 1-1 | 4 | 3 | 0 | 0 | 0 | 3 |
| Brunell | 8 | 0-2 | 0-1 | 0-0 | 0-0 | 5 | 0 | 1 | 0 | 0 | 0 |
| Team | | | | | 2-0-2 | | | | | | |
| TOTALS | 200 | 17-50 | 10-32 | 13-16 | 5-18-23 | 24 | 13 | 16 | 1 | 3 | 57 |
| FG% (34.0) | | 3P% (31.3) | | FT% (81.3) | | | | | | | |

| New Mexico | MP | FG-A | 3P-A | FT-A | REB | PF | A | TO | B | S | TP |
|------------|-----|------------|------|------------|----------|----|----|----|---|---|----|
| Harris* | 18 | 2-2 | 0-0 | 3-4 | 1-1 | 1 | 1 | 2 | 0 | 1 | 7 |
| Faris* | 20 | 6-9 | 0-0 | 2-2 | 3-2 | 1 | 0 | 2 | 0 | 0 | 14 |
| Wills* | 16 | 1-5 | 1-3 | 0-0 | 0-1 | 2 | 3 | 2 | 0 | 2 | 3 |
| Smith* | 21 | 4-7 | 1-2 | 6-7 | 0-3 | 3 | 4 | 1 | 0 | 0 | 15 |
| Giddens* | 25 | 6-9 | 0-0 | 1-4 | 3-9-12 | 2 | 3 | 3 | 1 | 3 | 13 |
| Gary | 22 | 2-2 | 1-1 | 1-2 | 0-2 | 1 | 6 | 1 | 0 | 1 | 6 |
| Pegues | 14 | 0-2 | 0-0 | 0-0 | 0-2 | 2 | 0 | 0 | 0 | 0 | 6 |
| Prentice | 20 | 3-6 | 2-4 | 1-1 | 0-2 | 0 | 8 | 1 | 0 | 0 | 9 |
| Martinez | 23 | 3-6 | 1-3 | 0-0 | 2-3 | 2 | 2 | 0 | 0 | 2 | 7 |
| Topper | 21 | 5-9 | 2-5 | 0-0 | 1-5 | 3 | 1 | 0 | 0 | 0 | 12 |
| Team | | | | | 1-1-2 | | | | | | |
| TOTALS | 200 | 32-57 | 8-18 | 28-28 | 11-31-42 | 17 | 28 | 10 | 3 | 9 | 92 |
| FG% (56.1) | | 3P% (44.4) | | FT% (71.4) | | | | | | | |

Attendance: 12,016 Technical Fouls: None
Officials: Hall, McRoy, Giarratano. UNM's Record: 2-0

| | | | | |
|--------------------|----|----|---|----|
| Eastern Washington | 29 | 28 | - | 57 |
| New Mexico | 47 | 45 | - | 92 |

GAME NOTES

- The Lobos trailed 10-2 at the 16:34 mark of the first half, then went on a 13-0 run for a 15-10 advantage...UNM held the Eagles scoreless until they made 2 FTs at the 11:52 mark, a span of 4:42...New Mexico led 47-29 at the half
- All 10 Lobos played at least 14 minutes, and all 10 scored...the bench contributed 40 points
- Senior guard J.R. Giddens registered his 4th career double-double with 13 points and 12 rebounds...he added 3 assists and 3 steals in 25 minutes
- Junior forward Daniel Faris tied a career-high with 14 points...he also had 14 last year against Colorado in The Pit

Game 3

Presbyterian 57
New Mexico 88
Nov. 16, 2007 • Albuquerque, N.M.

| Presbyterian | MP | FG-A | 3P-A | FT-A | REB | PF | A | TO | B | S | TP |
|--------------|-----|------------|-------|-----------|---------|----|----|----|---|---|----|
| Coleman* | 24 | 6-12 | 0-0 | 0-2 | 4-3 | 4 | 0 | 4 | 0 | 4 | 12 |
| Allen* | 22 | 0-2 | 0-1 | 0-0 | 0-1 | 0 | 0 | 2 | 0 | 0 | 0 |
| Lamb* | 19 | 4-4 | 3-3 | 2-5 | 0-2 | 1 | 0 | 2 | 0 | 0 | 13 |
| Johnson* | 24 | 0-7 | 0-5 | 0-0 | 0-3 | 2 | 1 | 1 | 0 | 0 | 0 |
| Bostic* | 30 | 2-6 | 0-2 | 2-2 | 2-1 | 2 | 2 | 1 | 0 | 1 | 6 |
| Miller | 23 | 1-4 | 1-4 | 0-1 | 1-2 | 3 | 4 | 0 | 0 | 0 | 3 |
| Versinkas | 16 | 1-4 | 0-0 | 0-0 | 1-1 | 2 | 0 | 2 | 0 | 0 | 2 |
| Gibbs | 0 | 0-0 | 0-0 | 0-0 | 0-0 | 0 | 1 | 0 | 0 | 0 | 0 |
| Kiscaden | 24 | 6-9 | 6-9 | 0-0 | 0-2 | 0 | 2 | 2 | 0 | 0 | 18 |
| Sligh | 18 | 1-2 | 1-1 | 0-0 | 0-1 | 0 | 1 | 2 | 0 | 0 | 3 |
| Team | | | | | 7-2-3 | | | | | | |
| TOTALS | 200 | 21-50 | 11-25 | 4-10 | 9-18-27 | 11 | 11 | 16 | 0 | 5 | 57 |
| FG% (40.0) | | 3P% (50.0) | | FT% (100) | | | | | | | |

| New Mexico | MP | FG-A | 3P-A | FT-A | REB | PF | A | TO | B | S | TP |
|------------|-----|------------|-------|------------|----------|----|----|----|---|---|----|
| Harris* | 16 | 6-7 | 0-0 | 0-0 | 1-0 | 1 | 1 | 0 | 1 | 0 | 12 |
| Faris* | 19 | 2-5 | 0-0 | 2-3 | 2-2 | 4 | 1 | 2 | 1 | 0 | 6 |
| Wills* | 24 | 2-6 | 1-4 | 0-0 | 0-1 | 0 | 3 | 0 | 0 | 1 | 5 |
| Smith* | 18 | 2-4 | 2-4 | 1-2 | 0-5 | 3 | 2 | 0 | 0 | 0 | 7 |
| Giddens* | 22 | 7-14 | 2-4 | 0-0 | 4-4 | 1 | 2 | 1 | 0 | 1 | 16 |
| Gary | 23 | 3-5 | 1-3 | 2-2 | 0-1 | 1 | 7 | 5 | 0 | 1 | 9 |
| Pegues | 15 | 2-4 | 0-0 | 0-0 | 0-1 | 1 | 0 | 0 | 1 | 0 | 4 |
| Prentice | 21 | 2-5 | 2-5 | 0-0 | 0-5 | 0 | 4 | 0 | 0 | 1 | 6 |
| Martinez | 21 | 1-2 | 0-0 | 0-2 | 2-4 | 1 | 2 | 2 | 0 | 2 | 2 |
| Topper | 21 | 7-10 | 5-8 | 2-2 | 2-4 | 1 | 2 | 0 | 0 | 1 | 21 |
| Team | | | | | 2-0-2 | | | | | | |
| TOTALS | 200 | 34-62 | 13-28 | 7-11 | 13-23-36 | 11 | 25 | 9 | 2 | 7 | 88 |
| FG% (61.3) | | 3P% (60.0) | | FT% (75.0) | | | | | | | |

Attendance: 11,716 Technical Fouls: None
Officials: Littlewood, Ramos, Nielsen UNM's Record: 3-0

| | | | | |
|--------------|----|----|---|----|
| Presbyterian | 24 | 33 | - | 57 |
| New Mexico | 50 | 38 | - | 88 |

GAME NOTES

- New Mexico raced out to a 30-9 lead in tonight's game, cruising to a 88-57 win against Presbyterian
- UNM went 34-62 from the floor for 54.8%
- The Lobos recorded 28 against eastern Washington on Nov. 12, their highest total in 10 years.
- The Lobos had 25 assists on 34 baskets in tonight's game, the second straight game UNM has had at least 25 assists.

Game 4

St. Bonaventure 54
New Mexico 81
Nov. 17, 2007 • Albuquerque, N.M.

| St. Bonaventure | MP | FG-A | 3P-A | FT-A | REB | PF | A | TO | B | S | TP |
|-----------------|-----|------------|------|------------|---------|----|---|----|---|---|----|
| Lee* | 32 | 4-10 | 0-3 | 4-5 | 1-4 | 2 | 1 | 4 | 0 | 0 | 12 |
| Camer* | 10 | 1-3 | 0-0 | 0-0 | 1-1 | 3 | 1 | 1 | 0 | 0 | 2 |
| Ferrell* | 35 | 6-12 | 3-6 | 5-5 | 1-3 | 0 | 0 | 2 | 0 | 0 | 20 |
| Eleby* | 18 | 1-4 | 0-1 | 1-3 | 0-1 | 4 | 4 | 4 | 0 | 0 | 3 |
| Haley* | 36 | 3-6 | 1-3 | 0-1 | 0-3 | 2 | 0 | 2 | 0 | 1 | 7 |
| Relph | 24 | 1-4 | 1-4 | 0-1 | 0-1 | 1 | 2 | 3 | 0 | 0 | 3 |
| Benson | 27 | 1-5 | 1-5 | 2-2 | 1-3 | 3 | 0 | 2 | 0 | 1 | 5 |
| Taylor | 5 | 0-2 | 0-1 | 0-0 | 0-1 | 0 | 0 | 1 | 0 | 0 | 0 |
| Morgan | 13 | 1-2 | 0-0 | 0-0 | 0-6 | 4 | 0 | 0 | 0 | 0 | 2 |
| Team | | | | | 3-1-4 | | | | | | |
| TOTALS | 200 | 18-48 | 6-23 | 12-16 | 7-24-31 | 20 | 8 | 19 | 0 | 2 | 54 |
| FG% (29.2) | | 3P% (21.4) | | FT% (90.0) | | | | | | | |

| New Mexico | MP | FG-A | 3P-A | FT-A | REB | PF | A | TO | B | S | TP |
|------------|-----|------------|-------|------------|----------|----|----|----|---|---|----|
| Harris* | 19 | 5-5 | 0-0 | 1-3 | 0-1 | 1 | 0 | 1 | 0 | 0 | 11 |
| Faris* | 22 | 3-4 | 0-0 | 1-2 | 4-3 | 1 | 2 | 2 | 0 | 0 | 7 |
| Wills* | 19 | 2-5 | 1-2 | 1-2 | 0-2 | 3 | 2 | 0 | 0 | 1 | 6 |
| Smith* | 20 | 5-5 | 3-3 | 1-2 | 1-2 | 3 | 3 | 1 | 0 | 0 | 14 |
| Giddens* | 25 | 4-10 | 2-4 | 1-2 | 3-9-12 | 3 | 4 | 0 | 1 | 0 | 11 |
| Gary | 20 | 3-8 | 1-4 | 2-2 | 1-0 | 3 | 4 | 4 | 0 | 2 | 9 |
| Pegues | 14 | 0-2 | 0-0 | 1-3 | 2-6 | 2 | 0 | 2 | 0 | 0 | 1 |
| Prentice | 25 | 5-10 | 4-7 | 0-0 | 0-0 | 1 | 3 | 0 | 0 | 0 | 14 |
| Martinez | 16 | 1-5 | 0-2 | 0-1 | 2-0 | 2 | 2 | 0 | 0 | 2 | 2 |
| Topper | 20 | 2-7 | 2-6 | 0-0 | 1-1 | 0 | 0 | 0 | 0 | 0 | 6 |
| Team | | | | | 1-1-2 | | | | | | |
| TOTALS | 200 | 30-61 | 13-28 | 8-17 | 14-27-41 | 19 | 20 | 10 | 1 | 5 | 81 |
| FG% (55.2) | | 3P% (46.2) | | FT% (28.6) | | | | | | | |

Attendance: 11,949 Technical Fouls: None
Officials: Vetkoetter, Ramos, Nielsen UNM's Record: 4-0

| | | | | |
|-----------------|----|----|---|----|
| St. Bonaventure | 26 | 28 | - | 54 |
| New Mexico | 40 | 41 | - | 81 |

GAME NOTES

- The Lobos used a 14-1 run midway through the first half to race out to a 40-26 halftime lead, finishing with a 81-54 win while improving to 4-0 on the season
- UNM hit 13-28 from behind the arc as a team, the second straight game the Lobos have nailed at least 10 3-pt. FGs a game...New Mexico is averaging 10 3-pt. FGs per game while shooting 46% from behind the arc on the year
- The Lobos distributed the ball well as they finished with 20 assists on 30 baskets...it is the third consecutive game UNM has recorded at least 20 assists

Game 5

Loyola Marymount 58
New Mexico 86
Nov. 18, 2007 • Albuquerque, N.M.

| Loyola Marymount | MP | FG-A | 3P-A | FT-A | REB | PF | A | TO | B | S | TP |
|------------------|----|------|------|------|------|----|---|----|---|---|----|
| Deric* | 16 | 0-3 | 0-1 | 0-0 | 0-1 | 3 | 0 | 1 | 0 | 1 | 0 |
| Diederichs* | 28 | 4-11 | 0-0 | 0-0 | 5-16 | 3 | 3 | 2 | 1 | 1 | 8 |
| Johnson* | 24 | 6-12 | 3-5 | 2-6 | 3-4 | 3 | 1 | 0 | 1 | 1 | 17 |
| Deadwiler* | 20 | 1-5 | 1-5 | 0-2 | 0-1 | 3 | 3 | 2 | 0 | 2 | 3 |
| Zir* | 30 | 8-13 | 2-4 | 1-3 | 3-10 | 2 | 2 | 4 | 1 | 2 | 19 |
| Counts | 11 | 1-2 | 1-1 | 0-0 | 0-1 | 1 | 1 | 4 | 0 | 0 | 3 |
| Turner | 15 | 0-3 | 0-2 | 1-4 | 0-0 | 3 | 3 | 0 | 0 | 0 | 0 |
| Crail | 11 | 0-3 | 0-0 | 0-0 | 0-2 | 1 | 0 | 1 | 0 | 0 | 0 |
| Kearney | 7 | 0-1 | 0-0 | 0-0 | 1-0 | 0 | 0 | 2 | 0 | 0 | 0 |
| Kearney | 3 | 0-0 | 0-0 | 0-0 | 0-0 | 0 | 0 | 0 | 0 | 0 | 0 |
| Sutton | 3 | 0-1 | 0-0 | 0-0 | 1-0 | 1 | 0 | 1 | 0 | 0 | 0 |
| Walker | 17 | 0-3 | 0-1 | 0-1 | 1-3 | 3 | 1 | 2 | 0 | 0 | 0 |

Game 7

Southern Utah 48

New Mexico 57

Nov. 28, 2007 • Albuquerque, N.M.

| Southern Utah | MP | FG-A | 3P-A | FT-A | REB | PF | A | TO | B | S | TP |
|---------------|-----|------------|------|------------|---------|----|----|----|---|---|----|
| Payne* | 28 | 3-9 | 0-0 | 3-6 | 6-0-0 | 0 | 2 | 2 | 0 | 3 | 9 |
| Quinney* | 22 | 1-4 | 0-0 | 0-0 | 3-3-6 | 4 | 0 | 1 | 0 | 0 | 2 |
| Sorenson* | 23 | 0-1 | 0-0 | 1-3 | 3-3-6 | 1 | 0 | 1 | 1 | 0 | 1 |
| Low* | 11 | 2-6 | 2-3 | 4-4 | 0-0-0 | 1 | 0 | 1 | 0 | 0 | 10 |
| Marek* | 34 | 1-1 | 0-0 | 0-1 | 0-1-1 | 3 | 8 | 4 | 0 | 3 | 2 |
| Grego | 21 | 4-5 | 0-1 | 0-1 | 0-3-3 | 1 | 3 | 2 | 0 | 0 | 6 |
| Adepoju | 8 | 0-3 | 0-1 | 0-0 | 0-1-1 | 1 | 2 | 1 | 0 | 0 | 0 |
| Crum | 2 | 0-0 | 0-0 | 0-0 | 0-0-0 | 0 | 0 | 0 | 0 | 0 | 0 |
| Josserand | 4 | 1-1 | 1-1 | 0-0 | 0-0-0 | 0 | 0 | 0 | 0 | 0 | 0 |
| Roberts | 28 | 1-1 | 1-1 | 0-0 | 0-5-5 | 2 | 0 | 1 | 0 | 1 | 11 |
| Clifford | 19 | 0-0 | 0-0 | 0-1 | 1-4-5 | 4 | 0 | 1 | 1 | 0 | 2 |
| Team | | | | | 1-2-3 | | | | | | |
| TOTALS | 200 | 18-43 | 4-7 | 8-16 | 8-22-30 | 18 | 15 | 14 | 2 | 7 | 48 |
| FG% (41.9) | | 3P% (57.1) | | FT% (50.0) | | | | | | | |

| New Mexico | MP | FG-A | 3P-A | FT-A | REB | PF | A | TO | B | S | TP |
|------------------------------------|-----|-----------------------|------|-------------------|----------|----|----|----|---|---|----|
| Harris* | 13 | 1-1 | 0-0 | 0-0 | 2-1-3 | 3 | 0 | 0 | 0 | 0 | 2 |
| Faris* | 22 | 5-6 | 0-0 | 0-0 | 3-1-4 | 2 | 1 | 1 | 0 | 0 | 10 |
| Cary* | 19 | 2-4 | 1-2 | 2-2 | 2-1-3 | 4 | 1 | 3 | 0 | 0 | 7 |
| Giddens* | 34 | 6-11 | 0-1 | 2-4 | 4-5-9 | 1 | 6 | 0 | 2 | 3 | 14 |
| Prentice* | 24 | 2-11 | 1-8 | 0-0 | 0-2-2 | 1 | 5 | 0 | 0 | 3 | 5 |
| Wills | 9 | 0-2 | 0-2 | 0-0 | 0-2-2 | 0 | 0 | 2 | 0 | 0 | 0 |
| Smith | 22 | 2-5 | 1-3 | 4-4 | 0-2-2 | 1 | 0 | 3 | 0 | 0 | 9 |
| Pegues | 15 | 1-3 | 0-0 | 2-2 | 1-5-6 | 2 | 0 | 0 | 0 | 1 | 4 |
| Martinez | 20 | 1-4 | 0-2 | 1-2 | 0-3-3 | 4 | 0 | 1 | 0 | 0 | 3 |
| Topper | 22 | 1-7 | 0-6 | 1-1 | 1-0-1 | 1 | 2 | 1 | 1 | 0 | 3 |
| Team | | | | | 0-0-0 | | | | | | |
| TOTALS | 200 | 21-54 | 3-24 | 12-15 | 13-22-35 | 19 | 15 | 11 | 3 | 7 | 57 |
| FG% (38.9) | | 3P% (12.5) | | FT% (80.0) | | | | | | | |
| Attendance: 11,911 | | Technical Fouls: None | | UNM's Record: 7-0 | | | | | | | |
| Officials: Harris, Curry, Reynolds | | | | | | | | | | | |

| | | | | |
|---------------|----|----|---|----|
| Southern Utah | 23 | 25 | - | 48 |
| New Mexico | 23 | 34 | - | 57 |

GAME NOTES

• New Mexico trailed in the 2nd half of a game for the first time this year; the last deficit against SUU was 34-33 with 11:58 left...UNM outscored the Thunderbirds 24-14 the rest of the way.

• The Lobos improve to 7-0 for the first time since 1998-99 with the 57-48 win over Southern Utah...it's UNM's best start since being 8-0 in 1998-99.

• UNM suffered its worst 3-point shooting game since a 2 for 20 performance (10%) at UNLV on Feb. 22, 2000.

Game 8

New Mexico 77

Mississippi 85

Dec. 1, 2007 • Oxford, Miss.

| New Mexico | MP | FG-A | 3P-A | FT-A | REB | PF | A | TO | B | S | TP |
|------------|-----|------------|------|------------|---------|----|----|----|---|---|----|
| Harris* | 23 | 2-3 | 0-0 | 0-1 | 0-5-5 | 3 | 0 | 2 | 0 | 1 | 4 |
| Faris* | 25 | 4-13 | 0-0 | 0-2 | 3-2-5 | 4 | 1 | 0 | 0 | 0 | 8 |
| Cary* | 28 | 2-6 | 0-2 | 4-6 | 2-3-5 | 4 | 5 | 6 | 0 | 1 | 10 |
| Giddens* | 29 | 4-6 | 1-1 | 0-0 | 0-6-6 | 1 | 3 | 2 | 0 | 3 | 9 |
| Prentice* | 21 | 2-6 | 2-6 | 3-4 | 0-1-1 | 1 | 0 | 2 | 0 | 1 | 9 |
| Wills | 10 | 1-3 | 1-3 | 2-3 | 0-0-0 | 4 | 0 | 1 | 0 | 0 | 5 |
| Smith | 12 | 2-3 | 1-1 | 1-2 | 1-1-2 | 5 | 2 | 3 | 0 | 0 | 6 |
| Pegues | 10 | 0-3 | 0-0 | 0-0 | 0-0-0 | 1 | 0 | 1 | 0 | 0 | 0 |
| Martinez | 22 | 7-7 | 1-1 | 2-2 | 0-4-4 | 3 | 2 | 2 | 0 | 2 | 17 |
| Topper | 20 | 3-8 | 3-7 | 0-0 | 0-0-0 | 4 | 4 | 1 | 0 | 0 | 9 |
| Team | | | | | 0-0-4 | | | | | | |
| TOTALS | 200 | 27-58 | 9-21 | 14-20 | 6-26-32 | 30 | 17 | 20 | 0 | 8 | 77 |
| FG% (46.6) | | 3P% (42.9) | | FT% (70.0) | | | | | | | |

| Mississippi | MP | FG-A | 3P-A | FT-A | REB | PF | A | TO | B | S | TP |
|--|-----|-----------------------|------|-------------------|----------|----|----|----|---|---|----|
| Williams* | 28 | 3-6 | 0-0 | 2-6 | 1-7-10 | 1 | 1 | 2 | 3 | 0 | 8 |
| Curtis* | 33 | 8-10 | 0-0 | 4-6 | 4-6-10 | 4 | 2 | 6 | 0 | 1 | 20 |
| Warren* | 35 | 5-12 | 2-7 | 4-5 | 0-3-3 | 2 | 5 | 2 | 0 | 3 | 16 |
| Polynice* | 29 | 2-5 | 2-4 | 6-9 | 0-2-2 | 2 | 5 | 3 | 0 | 0 | 12 |
| Gaskins* | 25 | 4-10 | 3-6 | 3-4 | 0-2-2 | 3 | 2 | 3 | 0 | 1 | 14 |
| Parnell | 15 | 2-2 | 0-0 | 1-3 | 3-0-3 | 4 | 0 | 2 | 1 | 0 | 5 |
| Smith | 4 | 0-1 | 0-1 | 0-0 | 0-0-0 | 2 | 0 | 0 | 0 | 0 | 0 |
| White | 3 | 1-1 | 0-0 | 0-0 | 0-1-1 | 0 | 0 | 0 | 0 | 0 | 2 |
| Graham | 3 | 1-2 | 0-0 | 0-0 | 0-0-0 | 1 | 0 | 1 | 0 | 1 | 2 |
| Huerfano | 25 | 2-6 | 2-5 | 0-0 | 1-2-3 | 1 | 2 | 3 | 0 | 0 | 6 |
| Team | | | | | 1-3-4 | | | | | | |
| TOTALS | 200 | 28-55 | 9-23 | 20-33 | 10-26-36 | 20 | 17 | 21 | 4 | 6 | 85 |
| FG% (50.9) | | 3P% (39.1) | | FT% (60.6) | | | | | | | |
| Attendance: 6,731 | | Technical Fouls: None | | UNM's Record: 7-1 | | | | | | | |
| Officials: Littlewood, Stubb, Vetkoetter | | | | | | | | | | | |

| | | | | |
|-------------|----|----|---|----|
| New Mexico | 30 | 47 | - | 77 |
| Mississippi | 47 | 38 | - | 85 |

GAME NOTES

• The Lobos suffer their first loss of the season, 85-77 at Ole Miss...UNM actually trailed 65-42 midway through the second half, but made it interesting down the stretch, cutting the deficit to 81-76 with 17 seconds left.

• UNM fell behind 11-2 as it missed 9 of its first 10 shots from the field...the Lobos cut it to 22-20 after a 3-pointer by Roman Martinez, but Ole Miss went on a 17-1 run for a 39-21 lead...the Rebels led 47-30 at halftime.

• UNM had allowed just one opponent - Hawai'i - to score 60 points in the first 7 games...Ole Miss, averaging 96.4 points a game, scored 47 in the first half.

Game 9

New Mexico 62

New Mexico State 71

Dec. 4, 2007 • Las Cruces, N.M.

| New Mexico | MP | FG-A | 3P-A | FT-A | REB | PF | A | TO | B | S | TP |
|------------|-----|------------|------|------------|----------|----|----|----|---|---|----|
| Harris* | 24 | 2-5 | 0-0 | 0-0 | 4-1-5 | 2 | 2 | 2 | 0 | 0 | 4 |
| Faris* | 15 | 2-3 | 0-0 | 1-2 | 0-1-1 | 5 | 0 | 1 | 0 | 0 | 5 |
| Cary* | 29 | 1-3 | 0-1 | 7-8 | 0-1-1 | 3 | 8 | 2 | 0 | 2 | 9 |
| Giddens* | 28 | 2-10 | 0-4 | 0-0 | 1-5-6 | 5 | 1 | 3 | 1 | 0 | 4 |
| Prentice* | 12 | 0-4 | 0-4 | 0-0 | 0-0-0 | 0 | 0 | 1 | 0 | 0 | 0 |
| Wills | 11 | 0-1 | 0-1 | 0-0 | 0-0-0 | 2 | 0 | 1 | 0 | 0 | 0 |
| Smith | 20 | 6-8 | 2-2 | 3-3 | 1-0-1 | 3 | 0 | 3 | 0 | 1 | 17 |
| Pegues | 15 | 1-8 | 0-0 | 1-2 | 3-3-6 | 1 | 0 | 3 | 1 | 0 | 3 |
| Martinez | 17 | 0-3 | 0-1 | 0-0 | 1-1-2 | 3 | 2 | 1 | 1 | 0 | 0 |
| Topper | 29 | 7-10 | 6-7 | 0-0 | 0-3-3 | 0 | 0 | 1 | 0 | 0 | 20 |
| Team | | | | | 1-2-3 | | | | | | |
| TOTALS | 200 | 21-55 | 8-20 | 12-15 | 11-17-28 | 24 | 13 | 18 | 3 | 3 | 62 |
| FG% (38.2) | | 3P% (30.0) | | FT% (60.0) | | | | | | | |

| New Mexico State | MP | FG-A | 3P-A | FT-A | REB | PF | A | TO | B | S | TP |
|---------------------------------|-----|-----------------------|------|-------------------|----------|----|----|----|---|---|----|
| Hawkins* | 37 | 3-14 | 0-4 | 6-7 | 2-4-6 | 2 | 1 | 5 | 1 | 0 | 12 |
| McKinney* | 29 | 2-5 | 0-0 | 0-1 | 5-10-15 | 1 | 0 | 0 | 2 | 0 | 4 |
| Paschos* | 25 | 4-4 | 0-0 | 4-6 | 3-2-5 | 3 | 2 | 5 | 0 | 0 | 12 |
| Cole* | 27 | 3-3 | 1-1 | 4-5 | 0-3-3 | 2 | 3 | 2 | 0 | 0 | 11 |
| Poole* | 26 | 2-5 | 2-4 | 2-4 | 1-3-4 | 5 | 2 | 2 | 0 | 4 | 8 |
| Luster | 2 | 0-1 | 0-1 | 0-0 | 0-0-0 | 1 | 1 | 0 | 0 | 0 | 0 |
| Carter | 22 | 2-6 | 1-4 | 4-4 | 2-1-3 | 2 | 1 | 2 | 0 | 1 | 9 |
| Gibson | 17 | 4-8 | 2-4 | 0-0 | 2-1-3 | 3 | 1 | 1 | 0 | 0 | 10 |
| Ili | 15 | 2-3 | 0-0 | 1-3 | 1-2-3 | 1 | 0 | 2 | 1 | 0 | 5 |
| Team | | | | | 2-0-2 | | | | | | |
| TOTALS | 200 | 22-51 | 6-18 | 21-30 | 18-26-44 | 28 | 11 | 19 | 4 | 5 | 71 |
| FG% (43.1) | | 3P% (33.3) | | FT% (70.0) | | | | | | | |
| Attendance: 6,786 | | Technical Fouls: None | | UNM's Record: 7-2 | | | | | | | |
| Officials: Hall, Reed, Hartzell | | | | | | | | | | | |

| | | | | |
|------------------|----|----|---|----|
| New Mexico | 26 | 36 | - | 62 |
| New Mexico State | 28 | 43 | - | 71 |

GAME NOTES

• New Mexico State had a huge edge in rebounds, 44-28, including 18-11 on the offensive end...the Aggies had a 22-10 advantage in Points in the Paint.

• Led by Topper (20) and Smith (17), UNM's bench scored 40 points compared to the starters' 22...the Lobo starters combined to shoot just 28% (7-25), including 0 of 9 from 3-point.

• After shooting 60% (67-111) from the FT line the first 6 games, UNM has made 76% (38-50) the past 3 contests.

• The Lobos lose their second straight game, 71-62 at New Mexico State...UNM has lost three straight to the Aggies in Las Cruces.

Game 10

San Diego 47

New Mexico 57

Dec. 8, 2007 • Albuquerque, N.M.

| San Diego | MP | FG-A | 3P-A | FT-A | REB | PF | A | TO | B | S | TP |
|------------|-----|------------|------|------------|----------|----|----|----|---|---|----|
| Pomare* | 19 | 2-3 | 0-0 | 3-6 | 1-0-1 | 4 | 0 | 3 | 0 | 0 | 4 |
| Jones* | 26 | 5-11 | 0-1 | 2-2 | 2-5-7 | 3 | 0 | 2 | 0 | 0 | 12 |
| Johnson* | 23 | 3-8 | 2-4 | 2-2 | 1-2-3 | 4 | 1 | 3 | 0 | 1 | 10 |
| Murdoch* | 27 | 1-5 | 1-3 | 4-4 | 1-1-2 | 2 | 1 | 2 | 0 | 0 | 6 |
| Jackson* | 25 | 1-4 | 0-1 | 2-2 | 0-5-5 | 2 | 5 | 2 | 0 | 0 | 4 |
| Johnson | 27 | 2-7 | 0-0 | 0-2 | 0-2-2 | 2 | 3 | 1 | 0 | 3 | 4 |
| Lewis | 15 | 2-4 | 0-0 | 3-4 | 0-0-0 | 0 | 0 | 0 | 0 | 0 | 7 |
| Brown | 17 | 0-3 | 0-3 | 0-0 | 1-1-2 | 1 | 0 | 0 | 1 | 0 | 1 |
| Houston | 20 | 0-3 | 0-0 | 0-0 | 3-3-6 | 1 | 0 | 0 | 0 | 0 | 0 |
| Lozau | 1 | 0-0 | 0-0 | 0-0 | 0-0-0 | 1 | 0 | 0 | 0 | 0 | 0 |
| Team | | | | | 2-3-5 | | | | | | |
| TOTALS | 200 | 16-50 | 3-12 | 12-16 | 11-22-33 | 20 | 10 | 14 | 0 | 5 | 47 |
| FG% (32.0) | | 3P% (25.0) | | FT% (75.0) | | | | | | | |

| New Mexico | MP | FG-A | 3P-A | FT-A | REB | PF | A | TO | B | S | TP |
|------------|-----|------------|------|------------|---------|----|----|----|---|---|----|
| Martinez* | 18 | 2-6 | 1-4 | 0-0 | 1-1-2 | 4 | 1 | 1 | 0 | 0 | 5 |
| Faris* | 12 | 1-4 | 0-0 | 2-2 | 1-3-4 | 5 | 1 | 0 | 0 | 0 | 4 |
| Cary* | 27 | 1-3 | 0-1 | 0-0 | 0-0-0 | 3 | 4 | 1 | 0 | 1 | 2 |
| Giddens* | 36 | 3-7 | 0-0 | 2-4 | 0-8-8 | 0 | 3 | 1 | 2 | 0 | 8 |
| Topper* | 27 | 2-7 | 2-5 | 1-2 | 0-2-2 | 2 | 0 | 2 | 1 | 0 | 7 |
| Wills | 1 | 0-0 | 0-0 | 0-0 | 0-0-0 | 0 | 0 | 0 | 0 | 0 | 0 |
| Harris | 19 | 1-1 | 0-0 | 1-1 | 0-3-3 | 3 | 0 | 2 | 0 | 0 | 3 |
| Smith | 16 | 3-4 | 1-1 | 0-0 | 0-1-1 | 4 | 1 | 2 | 0 | 0 | 7 |
| Pegues | 17 | 1-4 | 0-0 | 0-0 | 1-2-3 | 1 | 0 | 0 | 0 | 0 | 2 |
| Prentice | 27 | 7-9 | 2-3 | 3-5 | 2-2-4 | 1 | 1 | 4 | 0 | 0 | 19 |
| Team | | | | | 1-2-3 | | | | | | |
| TOTALS | 200 | 21-45 | 6-14 | 9-14 | 6-24-30 | 21 | 11 | 14 | 3 | 1 | 57 |
| FG% (46.7) | | 3P% (42.9) | | FT% (64.3) | | | | | | | |

Attendance: 12,851 Technical Fouls: San Diego-Johnson, Brandon New Mexico-Faris, Daniel

Officials: Spaulding, Jackson, Nielson. UNM's Record: 8-2

Game 13

Weber State 32
New Mexico 62
Dec. 23, 2007 • Albuquerque, N.M.

| Weber State | MP | FG-A | 3P-A | FT-A | REB | PF | A | T | O | B | S | TP |
|---------------|-----|------------|------|------------|----------|----|---|----|---|---|----|----|
| Valeika* | 20 | 3-6 | 0-1 | 2-2 | 1/3/4 | 2 | 0 | 3 | 1 | 0 | 0 | 6 |
| Panos* | 16 | 0-2 | 0-0 | 0-0 | 1/3/4 | 2 | 1 | 0 | 0 | 0 | 0 | 0 |
| Harris* | 25 | 1-6 | 1-3 | 3-4 | 0/1/1 | 1 | 1 | 0 | 0 | 0 | 0 | 6 |
| Van Brocklin* | 30 | 1-3 | 1-3 | 0-0 | 2/3/5 | 0 | 1 | 0 | 0 | 1 | 3 | 0 |
| Silveira* | 35 | 3-9 | 2-7 | 0-0 | 0/1/1 | 4 | 0 | 0 | 0 | 1 | 8 | 0 |
| Nance | 3 | 0-0 | 0-0 | 0/0/0 | 0/0/0 | 0 | 0 | 1 | 0 | 0 | 0 | 0 |
| Benson | 2 | 0-2 | 0-1 | 0-0 | 0/0/0 | 0 | 0 | 0 | 0 | 0 | 0 | 0 |
| Davis | 20 | 0-5 | 0-0 | 0-0 | 0/4/4 | 3 | 1 | 2 | 1 | 0 | 0 | 0 |
| Johnson | 14 | 1-1 | 0-0 | 1-4 | 0/1/1 | 2 | 0 | 1 | 1 | 0 | 3 | 0 |
| McCoy | 13 | 0-4 | 0-2 | 0-0 | 0/1/1 | 2 | 0 | 0 | 0 | 1 | 0 | 0 |
| Billings | 16 | 1-6 | 0-2 | 0-0 | 2/2/4 | 0 | 0 | 1 | 0 | 0 | 0 | 2 |
| Morris | 14 | 1-4 | 0-0 | 0-0 | 2/1/3 | 0 | 0 | 0 | 0 | 1 | 2 | 0 |
| Team | | | | | 3/0/3 | | | | | | | |
| TOTALS | 200 | 11-48 | 4-19 | 6-10 | 11/20/31 | 16 | 4 | 16 | 3 | 4 | 32 | |
| FG% (22.9) | | 3P% (21.1) | | FT% (60.0) | | | | | | | | |

| New Mexico | MP | FG-A | 3P-A | FT-A | REB | PF | A | T | O | B | S | TP |
|------------|-----|------------|------|------------|---------|----|----|---|---|---|----|----|
| Martinez* | 25 | 2-4 | 0-0 | 2-2 | 0/4/4 | 2 | 4 | 0 | 1 | 1 | 6 | 0 |
| Faris* | 27 | 4-8 | 0-0 | 2-3 | 1/4/5 | 1 | 0 | 2 | 2 | 0 | 0 | 0 |
| Gary* | 13 | 1-1 | 0-0 | 0-0 | 0/0/0 | 0 | 3 | 2 | 0 | 1 | 2 | 0 |
| Giddens* | 30 | 7-10 | 3-3 | 2-4 | 1/8/9 | 1 | 1 | 1 | 0 | 2 | 18 | 0 |
| Topper* | 21 | 1-5 | 1-5 | 0-0 | 0/1/1 | 0 | 2 | 0 | 0 | 0 | 3 | 0 |
| Wills | 11 | 1-3 | 0-1 | 1-2 | 0/1/1 | 0 | 0 | 0 | 0 | 0 | 3 | 0 |
| Harris | 16 | 1-2 | 0-0 | 0-0 | 1/1/2 | 2 | 1 | 0 | 0 | 0 | 0 | 0 |
| Smith | 25 | 2-5 | 1-2 | 4-4 | 0/8/8 | 1 | 1 | 1 | 0 | 0 | 0 | 0 |
| Pegues | 10 | 0-2 | 0-0 | 0-0 | 0/0/0 | 2 | 0 | 1 | 0 | 0 | 0 | 0 |
| Prentice | 22 | 3-4 | 3-3 | 0-0 | 0/2/2 | 1 | 3 | 2 | 0 | 1 | 9 | 0 |
| Team | | | | | 1/0/1 | | | | | | | |
| TOTALS | 200 | 22-44 | 7-14 | 11-15 | 4/29/33 | 10 | 15 | 9 | 3 | 5 | 62 | |
| FG% (50.0) | | 3P% (50.0) | | FT% (73.3) | | | | | | | | |

Attendance: 13,345 Technical Fouls: None
Officials: Higgins, Stupin, Jackson UNM's Record: 11-2

| | | | | |
|-------------|----|----|---|----|
| Weber State | 12 | 20 | - | 32 |
| New Mexico | 34 | 28 | - | 62 |

GAME NOTES

- The 32 points ties for the fewest by a Lobo opponent in The Pit, which opened in December of 1966...UNM beat BYU 74-32 on Feb. 3, 1997
- It also ties for the fewest points allowed by a Steve Alford-coached team in his 17-year coaching career...on March 12, 1999, in Charlotte, N.C., Alford's Southwest Missouri State team beat Wisconsin 43-32 in the 1st round of the NCAA Tournament
- The 12 points scored by Weber State in the first half are the fewest by a UNM opponent since Dec. 29, 1972, when the Lobos had a 40-9 halftime lead over Dartmouth

Game 16

New Mexico 99
Wyoming 92
Jan. 5, 2008 • Laramie, Wyoming

| New Mexico | MP | FG-A | 3P-A | FT-A | REB | PF | A | T | O | B | S | TP |
|------------|-----|------------|-------|------------|----------|----|----|----|---|---|----|----|
| Martinez* | 20 | 1-4 | 0-1 | 1-2 | 1/2/3 | 2 | 2 | 0 | 0 | 0 | 3 | 0 |
| Faris* | 40 | 5-14 | 0-0 | 3-8 | 4/4/8 | 4 | 1 | 0 | 2 | 0 | 13 | 0 |
| Gary* | 25 | 3-5 | 1-2 | 0-1 | 0/3/3 | 3 | 1 | 4 | 0 | 1 | 7 | 0 |
| Giddens* | 37 | 4-12 | 2-5 | 6-8 | 2/6/6 | 5 | 5 | 2 | 2 | 1 | 16 | 0 |
| Topper* | 41 | 6-11 | 5-9 | 1-2 | 2/5/7 | 1 | 5 | 1 | 0 | 0 | 18 | 0 |
| Wills | 2 | 0-0 | 0-0 | 0-0 | 0/0/0 | 0 | 0 | 1 | 0 | 1 | 0 | 0 |
| Harris | 12 | 0-0 | 0-0 | 1-2 | 0/1/1 | 2 | 1 | 0 | 0 | 0 | 1 | 0 |
| Smith | 29 | 6-10 | 3-5 | 9-10 | 0/5/5 | 4 | 3 | 2 | 2 | 2 | 24 | 0 |
| Pegues | 10 | 1-1 | 0-0 | 0-0 | 0/1/1 | 1 | 0 | 0 | 0 | 0 | 2 | 0 |
| Prentice | 34 | 5-12 | 3-9 | 2-2 | 2/0/2 | 2 | 4 | 4 | 0 | 2 | 15 | 0 |
| Team | | | | | 4/2/6 | | | | | | | |
| TOTALS | 200 | 31-78 | 14-31 | 23-35 | 15/29/44 | 24 | 22 | 14 | 6 | 7 | 99 | |
| FG% (44.3) | | 3P% (45.2) | | FT% (65.7) | | | | | | | | |

| Wyoming | MP | FG-A | 3P-A | FT-A | REB | PF | A | T | O | B | S | TP |
|------------|-----|------------|-------|------------|----------|----|----|----|---|---|----|----|
| Demondy* | 44 | 7-16 | 5-11 | 5-7 | 6/1/7 | 5 | 1 | 1 | 5 | 0 | 24 | 0 |
| Taylor* | 37 | 5-7 | 2-3 | 5-8 | 6/6/14 | 1 | 1 | 2 | 2 | 0 | 17 | 0 |
| Pitt* | 0 | 0-0 | 0-0 | 0-0 | 1/3/3 | 1 | 4 | 2 | 0 | 2 | 0 | 0 |
| Nelson* | 31 | 4-7 | 0-0 | 2-3 | 0/3/3 | 3 | 0 | 4 | 2 | 0 | 10 | 0 |
| Ewing* | 45 | 6-18 | 3-9 | 0-2 | 2/3/5 | 4 | 7 | 3 | 0 | 4 | 15 | 0 |
| Jones | 29 | 4-6 | 1-2 | 6-8 | 0/3/3 | 3 | 5 | 3 | 0 | 1 | 15 | 0 |
| Lutskens | 6 | 0-2 | 0-1 | 0-0 | 0/2/2 | 4 | 0 | 1 | 0 | 1 | 0 | 0 |
| Johnson | 14 | 2-4 | 1-1 | 0-0 | 1/5/6 | 3 | 3 | 2 | 0 | 1 | 5 | 0 |
| Songondo | 11 | 1-3 | 0-0 | 1-2 | 1/3/4 | 3 | 0 | 0 | 0 | 0 | 2 | 0 |
| Bunker | 9 | 1-2 | 1-2 | 0-0 | 0/0/0 | 1 | 1 | 1 | 0 | 0 | 3 | 0 |
| Team | | | | | 3/1/4 | | | | | | | |
| TOTALS | 200 | 30-74 | 13-36 | 19-30 | 20/31/51 | 28 | 22 | 19 | 9 | 9 | 92 | |
| FG% (40.5) | | 3P% (36.1) | | FT% (63.3) | | | | | | | | |

Attendance: 5,063 Technical Fouls: Wyoming - Jones
Officials: Spaulding, Padilla, Hernandez UNM's Record: 14-2

| | | | | | |
|------------|----|----|---|----|----|
| New Mexico | 32 | 41 | 9 | 17 | 99 |
| Wyoming | 48 | 25 | 9 | 10 | 92 |

GAME NOTES

- Trailing Wyoming 48-32 at halftime, New Mexico rallied to beat the Cowboys 99-92 in double overtime for its 7th straight win overall and 3rd consecutive road triumph...New Mexico improves to 14-2 (1-0 MWCC) for only the 2nd time in the past 9 seasons
- UNM staged the largest second-half comeback in a road game in school history, and it's the 5th biggest rally overall...New Mexico's largest comeback ever was Jan. 15, 1993 at Hawai'i when it came back from 20 points (31-11) to win 61-58
- New Mexico snapped a 10-game losing streak to Wyoming in Laramie...the last win was 62-61 on Feb. 16, 1995...in that game 13 years ago, the Lobos trailed the Cowboys 30-12 with 3:26 left in the first half

Game 14

New Mexico 32
Hawai'i 62
Dec. 27, 2007 • Honolulu, Hawai'i

| New Mexico | MP | FG-A | 3P-A | FT-A | REB | PF | A | T | O | B | S | TP |
|------------|-----|------------|------|------------|----------|----|----|----|---|----|----|----|
| Martinez* | 32 | 4-7 | 0-0 | 3-3 | 2/2/4 | 2 | 2 | 3 | 0 | 1 | 11 | 0 |
| Faris* | 27 | 9-11 | 0-0 | 3-5 | 2/2/4 | 2 | 1 | 2 | 1 | 2 | 21 | 0 |
| Gary* | 28 | 2-6 | 0-3 | 8-10 | 2/2/4 | 4 | 4 | 3 | 0 | 4 | 12 | 0 |
| Giddens* | 35 | 7-10 | 0-1 | 3-7 | 3/8/11 | 2 | 3 | 4 | 1 | 1 | 17 | 0 |
| Topper* | 31 | 1-3 | 1-2 | 0-0 | 1/1/2 | 2 | 0 | 3 | 1 | 0 | 3 | 0 |
| Wills | 8 | 1-1 | 0-0 | 0-0 | 0/1/1 | 2 | 2 | 0 | 0 | 0 | 2 | 0 |
| Harris | 7 | 0-1 | 0-0 | 1-2 | 1/0/1 | 2 | 0 | 1 | 0 | 1 | 1 | 0 |
| Smith | 2 | 0-1 | 0-0 | 2-2 | 0/1/1 | 3 | 0 | 1 | 0 | 0 | 2 | 0 |
| Pegues | 5 | 0-0 | 0-0 | 1-2 | 0/1/1 | 3 | 0 | 1 | 0 | 0 | 1 | 0 |
| Prentice | 25 | 3-7 | 1-2 | 2-2 | 0/1/1 | 1 | 1 | 1 | 0 | 1 | 9 | 0 |
| Team | | | | | 0/3/3 | | | | | | | |
| TOTALS | 200 | 27-49 | 2-8 | 23-33 | 11/22/33 | 20 | 13 | 18 | 3 | 10 | 79 | |
| FG% (55.1) | | 3P% (25.0) | | FT% (69.7) | | | | | | | | |

| Hawai'i | MP | FG-A | 3P-A | FT-A | REB | PF | A | T | O | B | S | TP |
|-------------|-----|------------|------|------------|---------|----|----|----|---|---|----|----|
| Luetgerodt* | 37 | 5-10 | 0-0 | 1-2 | 1/0/1 | 4 | 1 | 0 | 0 | 0 | 11 | 0 |
| Owsley* | 18 | 1-7 | 0-0 | 1-2 | 3/1/4 | 2 | 3 | 1 | 2 | 1 | 3 | 0 |
| Nash* | 40 | 6-14 | 6-9 | 0-0 | 0/6/6 | 3 | 5 | 2 | 0 | 1 | 18 | 0 |
| Gibson* | 36 | 5-11 | 2-7 | 7-8 | 0/4/4 | 4 | 3 | 2 | 0 | 2 | 19 | 0 |
| Dillinger* | 24 | 2-4 | 0-1 | 2-2 | 1/5/6 | 4 | 2 | 2 | 0 | 1 | 6 | 0 |
| Nitito | 14 | 0-0 | 0-0 | 0-0 | 1/1/2 | 0 | 0 | 0 | 0 | 1 | 0 | 2 |
| Campbell | 6 | 1-2 | 0-0 | 0-0 | 0/1/1 | 2 | 0 | 3 | 0 | 0 | 2 | 0 |
| Mayen | 14 | 2-3 | 1-1 | 0-0 | 1/0/1 | 3 | 2 | 3 | 0 | 0 | 5 | 0 |
| Amis | 11 | 1-2 | 0-1 | 0-0 | 0/0/0 | 0 | 0 | 0 | 0 | 0 | 0 | 0 |
| Team | | | | | 0/0/0 | | | | | | | |
| TOTALS | 200 | 23-53 | 9-19 | 14-18 | 7/19/26 | 27 | 18 | 17 | 3 | 7 | 69 | |
| FG% (43.4) | | 3P% (47.4) | | FT% (77.8) | | | | | | | | |

Attendance: 6,001 Technical Fouls: UNM - Pegues, Prentice
Hawai'i - Owsley UNM's Record: 12-2

Officials: Hall, McCall, Scyphers

| | | | | |
|------------|----|----|---|----|
| New Mexico | 38 | 41 | - | 79 |
| Hawai'i | 28 | 41 | - | 69 |

GAME NOTES

- UNM is 12-2 for only the 2nd time in the past 7 seasons...the Lobos started 14-2 in 2004-05
- New Mexico grabbed its first lead at 16:15 on a dunk by Daniel Faris and never trailed the rest of the game...the Lobos' biggest lead was 44-32
- UNM outscored UH 9-2 the final 1:35 of the game after the Rainbow Warriors cut the margin to 70-67
- UNM shot 55% (27-49) from the floor, the best in a road game since making 57.8% (26-45) in a 77-66 win at UNLV on Feb. 28, 2005
- The Lobos had 10 steals, the 2nd-highest total of the season...they had 11 against Texas Tech
- New Mexico set season-lows for 3-pointers made (2) and attempted (8)

Game 17

San Diego State 72
New Mexico 67
Jan. 12, 2008 • Albuquerque, N.M.

| San Diego St. | MP | FG-A | 3P-A | FT-A | REB | PF | A | T | O | B | S | TP |
|---------------|-----|------------|------|------------|----------|----|----|----|---|---|----|----|
| Wade* | 35 | 9-16 | 2-5 | 3-5 | 1/5/6 | 3 | 2 | 4 | 2 | 1 | 23 | 0 |
| White* | 32 | 1-2 | 0-0 | 1-2 | 4/0/4 | 3 | 1 | 1 | 2 | 2 | 3 | 0 |
| Amoroso* | 30 | 1-8 | 0-2 | 0-1 | 3/6/9 | 4 | 0 | 2 | 1 | 0 | 6 | 0 |
| Spain* | 22 | 4-13 | 1-4 | 4-4 | 2/2/4 | 1 | 1 | 0 | 0 | 0 | 13 | 0 |
| Gay* | 22 | 5-10 | 2-5 | 0-0 | 2/3/5 | 1 | 1 | 1 | 0 | 0 | 12 | 0 |
| Johnson | 2 | 0-0 | 0-0 | 0-0 | 0/2/2 | 0 | 0 | 0 | 0 | 0 | 0 | 0 |
| Pastorek | 16 | 0-1 | 0-0 | 0-0 | 0/0/0 | 3 | 0 | 1 | 0 | 0 | 0 | 0 |
| Thomas | 18 | 0-2 | 0-1 | 7-8 | 0/4/4 | 0 | 3 | 2 | 0 | 0 | 7 | 0 |
| Davis | 23 | 3-6 | 1-3 | 1-1 | 1/5/6 | 3 | 2 | 1 | 0 | 0 | 8 | 0 |
| Team | | | | | 5/0/5 | | | | | | | |
| TOTALS | 200 | 25-60 | 6-21 | 16-21 | 18/27/45 | 18 | 10 | 14 | 5 | 3 | 72 | |
| FG% (41.7) | | 3P% (28.6) | | FT% (76.2) | | | | | | | | |

| New Mexico | MP | FG-A | 3P-A | FT-A | REB | PF | A | T | O | B | S | TP |
|------------|-----|-------|--------|-------|------------|----|----|---|---|---|----|----|
| Martinez* | 23 | 3-7 | 1-2 | 0-0 | 5/0/5 | 3 | 2 | 1 | 0 | 0 | 7 | 0 |
| Faris* | 29 | 3-8 | 0-0 | 3-6 | 1/3/4 | 3 | 0 | 4 | 1 | 0 | 0 | 0 |
| Gary* | 17 | 3-5 | 1-1 | 0-0 | 1/3/4 | 2 | 0 | 2 | 0 | 2 | 7 | 0 |
| Giddens* | 34 | 10-18 | 1-4 | 3-6 | 4/7/11 | 0 | 2 | 1 | 0 | 1 | 24 | 0 |
| Topper* | 28 | 2-9 | 1-5 | 0-2 | 0/1/1 | 3 | 2 | 0 | 1 | 0 | 5 | 0 |
| Harris | 9 | 0-2 | 0-0 | 0-0 | 1/0/1 | 2 | 0 | 0 | 1 | 0 | 0 | 0 |
| Smith | 26 | 2-3 | 2-2 | 3-4 | 0/2/2 | 2 | 3 | 0 | 0 | 0 | 9 | 0 |
| Pegues | 10 | 0-1 | 0-0 | 1-2 | 0/1/1 | 1 | 1 | 0 | 0 | 0 | 1 | 0 |
| Prentice | 24 | 2-7 | 1-4 | 0-0 | 0/1/1 | 1 | 3 | 0 | 2 | 2 | 5 | 0 |
| Team | | | | | 2/2/4 | | | | | | | |
| TOTALS | 200 | 25-60 | 7-18 | 10-20 | 142/0/34 | 17 | 13 | 8 | 6 | 4 | 6 | 0 |
| FC% (41.7) | | 39% | (38.9) | | FT% (50.0) | | | | | | | |

Attendance: 17,464

Technical Fouls: None

Game 19

Air Force 44

New Mexico 59

Jan. 19, 2008 • Albuquerque, N.M.

| Air Force | MP | FG-A | 3P-A | FT-A | REB | PF | A | TO | B | S | TP |
|-------------|-----|-------|--------|-------|------------|----|----|----|---|---|----|
| Holland* | 20 | 2-4 | 2-4 | 0-0 | 0/2/2 | 3 | 1 | 2 | 0 | 0 | 6 |
| Johnson* | 36 | 1-4 | 0-2 | 8-11 | 0/2/2 | 3 | 4 | 2 | 0 | 1 | 10 |
| Maren* | 33 | 2-6 | 0-4 | 0-0 | 0/4/4 | 1 | 1 | 0 | 2 | 1 | 4 |
| Anderson* | 31 | 1-7 | 1-3 | 2-2 | 1/2/3 | 4 | 1 | 2 | 0 | 1 | 5 |
| Washington* | 37 | 1-8 | 1-3 | 2-2 | 2/5/7 | 3 | 2 | 1 | 0 | 1 | 5 |
| Henke | 24 | 3-6 | 1-6 | 1-2 | 0/2/2 | 2 | 0 | 2 | 0 | 0 | 6 |
| El-Amin | 04 | 0-0 | 0-0 | 0-0 | 0/0/0 | 0 | 0 | 0 | 0 | 0 | 0 |
| Hood | 12 | 0-0 | 0-0 | 3-4 | 1/3/4 | 1 | 0 | 3 | 0 | 0 | 3 |
| Kenzik | 7 | 1-1 | 1-1 | 0-0 | 0/1/1 | 1 | 1 | 0 | 0 | 0 | 3 |
| Team | | | | | 14/5 | | | | | | |
| TOTALS | 200 | 11-46 | 6-23 | 16-21 | 5/25/30 | 18 | 10 | 13 | 2 | 4 | 44 |
| FG% (27.5) | | 31% | (26.1) | | FT% (76.2) | | | | | | |

| New Mexico | MP | FG-A | 3P-A | FT-A | REB | PF | A | TO | B | S | TP |
|------------|-----|-------|--------|------|------------|----|----|----|---|---|----|
| Martinez* | 28 | 5-10 | 2-4 | 1-2 | 1/1/2 | 1 | 1 | 0 | 0 | 0 | 13 |
| Faris* | 20 | 0-2 | 0-0 | 0-3 | 1/2/3 | 4 | 1 | 2 | 1 | 1 | 0 |
| Gary* | 15 | 1-5 | 1-4 | 0-0 | 0/0/0 | 4 | 2 | 2 | 0 | 0 | 3 |
| Ciddens* | 32 | 6-12 | 0-2 | 3-5 | 3/9/12 | 2 | 3 | 1 | 0 | 2 | 15 |
| Toppert* | 27 | 3-5 | 3-5 | 0-0 | 1/5/6 | 1 | 0 | 2 | 0 | 0 | 9 |
| Wills | 12 | 1-2 | 1-2 | 0-0 | 0/0/0 | 1 | 1 | 0 | 0 | 1 | 3 |
| Harris | 9 | 0-0 | 0-0 | 0-0 | 1/1/2 | 0 | 0 | 0 | 0 | 0 | 0 |
| Smith | 16 | 1-2 | 1-2 | 4-5 | 0/2/2 | 3 | 4 | 0 | 0 | 0 | 9 |
| Pegues | 19 | 0-0 | 0-0 | 0-0 | 0/3/3 | 4 | 0 | 2 | 0 | 0 | 0 |
| Prentice | 22 | 1-4 | 1-4 | 0-0 | 0/1/1 | 1 | 3 | 0 | 0 | 0 | 7 |
| Team | | | | | 2/1/3 | | | | | | |
| TOTALS | 200 | 21-51 | 9-23 | 8-15 | 9/25/34 | 21 | 15 | 9 | 1 | 4 | 59 |
| FG% (41.2) | | 39% | (39.1) | | FT% (53.3) | | | | | | |

Attendance: 14,422 Technical Fouls: None
 Officials: Harris, Giarratano, Shelley UNM's Record: 15-4

| | | | | |
|------------|----|----|---|----|
| Air Force | 17 | 27 | - | 44 |
| New Mexico | 32 | 27 | - | 59 |

GAME NOTES

- New Mexico is 13-0 this year when holding opponents to less than 70 points
- The Lobos have won 15 straight games when allowing less than 60 points, and they are 37-2 since the 2004-05 season
- The 15-point victory margin is New Mexico's largest over Air Force since an 89-72 decision at the Academy on Jan. 22, 2000
- Air Force shot a season-low 27.5% (11-40), including 5 of 20 in the 1st half...the Falcons' previous low was 31.4% (11-35) in a 58-36 loss at Utah
- New Mexico started 3 of 13 from the field, but converted 9 of its last 13 attempts to end the 1st half to open up a 32-17 advantage at the break

Game 20

Utah 67

New Mexico 77

Jan. 22, 2008 • Albuquerque, N.M.

| Utah | MP | FG-A | 3P-A | FT-A | REB | PF | A | TO | B | S | TP |
|------------|-----|-------|--------|------|------------|----|----|----|---|---|----|
| Green* | 39 | 2-8 | 2-8 | 0-0 | 0/3/3 | 4 | 0 | 1 | 1 | 1 | 6 |
| Nevill* | 36 | 4-6 | 0-0 | 5-10 | 2/7/2 | 5 | 0 | 1 | 1 | 1 | 13 |
| Botha* | 30 | 3-5 | 0-1 | 6-0 | 0/2/2 | 3 | 3 | 0 | 1 | 1 | 6 |
| Brown* | 10 | 0-3 | 0-0 | 0-0 | 0/1/1 | 0 | 1 | 2 | 0 | 0 | 0 |
| Kepkay* | 35 | 5-14 | 2-5 | 0-1 | 0/6/6 | 4 | 4 | 2 | 0 | 1 | 12 |
| Bryant | 29 | 2-4 | 1-2 | 0-1 | 2/2/4 | 4 | 4 | 3 | 0 | 1 | 5 |
| Orca | 5 | 0-0 | 0-0 | 0-0 | 0/1/1 | 1 | 0 | 1 | 1 | 0 | 0 |
| Crim | | | | | 1/1/2 | | | | | | |
| Team | | | | | 14/5 | | | | | | |
| TOTALS | 200 | 24-51 | 10-23 | 9-16 | 6/27/33 | 23 | 12 | 16 | 4 | 5 | 67 |
| FG% (47.1) | | 39% | (43.5) | | FT% (56.3) | | | | | | |

| New Mexico | MP | FG-A | 3P-A | FT-A | REB | PF | A | TO | B | S | TP |
|------------|-----|-------|--------|-------|------------|----|----|----|---|---|----|
| Martinez* | 39 | 2-3 | 2-3 | 2-2 | 2/1/3 | 3 | 4 | 0 | 0 | 1 | 8 |
| Faris* | 34 | 7-16 | 0-1 | 1-5 | 2/5/7 | 2 | 1 | 0 | 2 | 1 | 15 |
| Gary* | 28 | 2-4 | 0-2 | 6-6 | 0/1/1 | 1 | 2 | 0 | 0 | 4 | 10 |
| Ciddens* | 38 | 7-15 | 0-0 | 0-0 | 3/5/8 | 0 | 6 | 3 | 1 | 1 | 14 |
| Toppert* | 35 | 4-10 | 4-6 | 2-3 | 1/4/5 | 2 | 3 | 0 | 0 | 0 | 14 |
| Wills | 3 | 0-0 | 0-0 | 0-0 | 0/0/0 | 0 | 0 | 1 | 0 | 0 | 0 |
| Harris | 5 | 0-1 | 0-0 | 1-2 | 1/0/1 | 2 | 0 | 1 | 0 | 0 | 1 |
| Smith | 19 | 3-7 | 1-2 | 5-5 | 1/6/6 | 2 | 1 | 0 | 0 | 1 | 3 |
| Pegues | 8 | 1-3 | 0-0 | 1-2 | 1/0/1 | 0 | 0 | 1 | 0 | 1 | 3 |
| Prentice | 16 | 0-3 | 0-0 | 0-0 | 0/0/0 | 0 | 2 | 1 | 0 | 0 | 0 |
| Team | | | | | 1/3/4 | | | | | | |
| TOTALS | 200 | 26-62 | 7-16 | 18-25 | 12/24/36 | 12 | 19 | 7 | 3 | 9 | 77 |
| FG% (41.9) | | 39% | (43.8) | | FT% (72.0) | | | | | | |

Attendance: 14,309 Technical Fouls: NM - TEAM
 Officials: Thornley, McCall, Welmer UNM's Record: 16-4

| | | | | |
|------------|----|----|----|----|
| Utah | 21 | 39 | 7 | 67 |
| New Mexico | 31 | 29 | 17 | 77 |

GAME NOTES

- New Mexico is 16-4 for the first time since the 1998-99 season
- The Lobos and Utes played their 3rd straight overtime game...they split last year
- New Mexico has won 6 straight against Utah in the Pit, the longest streak since 9 in a row from 1967-75
- The Lobos outscored Utah 13-3 in the final 3:20 of overtime
- Three of New Mexico's last 6 games have been decided in OT and UNM has won all three...UNM has won 3 straight overtime games for the first time since 1991-92
- UNM made 13 of its last 15 FTs, 9 of 11 in OT
- The Lobos average 5.8 steals a game, but had 9 in the game and 7 in the 1st half

Game 21

New Mexico 66

BYU 83

Jan. 26, 2008 • Provo, Utah

| New Mexico | MP | FG-A | 3P-A | FT-A | REB | PF | A | TO | B | S | TP |
|------------|-----|-------|--------|-------|------------|----|---|----|---|---|----|
| Martinez* | 20 | 1-4 | 1-2 | 2-4 | 0/2/2 | 2 | 1 | 0 | 0 | 1 | 5 |
| Faris* | 22 | 5-6 | 0-0 | 2-2 | 3/5/6 | 4 | 0 | 2 | 0 | 0 | 12 |
| Gary* | 31 | 6-13 | 1-1 | 4-4 | 2/3/5 | 1 | 1 | 0 | 0 | 3 | 17 |
| Ciddens* | 25 | 2-8 | 0-1 | 0-1 | 0/6/6 | 0 | 2 | 0 | 1 | 0 | 4 |
| Toppert* | 24 | 2-5 | 2-4 | 0-0 | 0/2/2 | 3 | 1 | 1 | 1 | 1 | 6 |
| Wills | 15 | 1-7 | 1-4 | 0-0 | 0/1/1 | 0 | 0 | 0 | 0 | 1 | 3 |
| Harris | 15 | 1-1 | 0-0 | 0-0 | 1/1/2 | 4 | 0 | 1 | 0 | 0 | 2 |
| Smith | 12 | 1-4 | 0-1 | 0-0 | 0/0/0 | 5 | 0 | 0 | 0 | 0 | 2 |
| Pegues | 13 | 2-5 | 0-0 | 1-2 | 0/2/2 | 1 | 0 | 0 | 0 | 0 | 5 |
| Prentice | 23 | 1-9 | 1-5 | 7-8 | 2/0/2 | 1 | 2 | 2 | 0 | 3 | 10 |
| Team | | | | | 3/1/4 | | | | | | |
| TOTALS | 200 | 22-64 | 6-18 | 16-21 | 11/23/34 | 21 | 7 | 6 | 2 | 9 | 66 |
| FG% (34.4) | | 34% | (33.3) | | FT% (76.2) | | | | | | |

| BYU | MP | FG-A | 3P-A | FT-A | REB | PF | A | TO | B | S | TP |
|--------------|-----|-------|--------|-------|------------|----|----|----|---|---|----|
| Cummar* | 31 | 6-9 | 3-4 | 5-7 | 3/2/5 | 1 | 5 | 2 | 0 | 0 | 20 |
| Tavernier* | 23 | 7-9 | 5-6 | 0-0 | 1/3/4 | 3 | 1 | 1 | 0 | 1 | 19 |
| Plaisted* | 26 | 4-11 | 0-0 | 5-9 | 1/12/13 | 2 | 3 | 1 | 1 | 1 | 13 |
| Burgess* | 22 | 4-6 | 3-3 | 4-4 | 0/2/2 | 2 | 1 | 0 | 1 | 0 | 15 |
| Murdock* | 21 | 0-1 | 0-0 | 0-0 | 0/1/1 | 1 | 5 | 1 | 0 | 0 | 0 |
| Lloyd, Jr. | 14 | 0-2 | 0-0 | 1-2 | 1/1/2 | 4 | 2 | 1 | 0 | 0 | 1 |
| Rose | 8 | 0-1 | 0-0 | 0-2 | 0/3/3 | 0 | 1 | 1 | 1 | 0 | 0 |
| Martineau | 5 | 0-0 | 0-0 | 0-2 | 0/1/1 | 1 | 0 | 0 | 0 | 0 | 1 |
| Frederette | 19 | 2-5 | 2-3 | 0-0 | 0/1/1 | 1 | 6 | 2 | 1 | 0 | 6 |
| Collinsworth | 17 | 2-5 | 2-3 | 0-0 | 2/2/4 | 0 | 0 | 0 | 0 | 0 | 4 |
| Miles | 12 | 2-4 | 0-0 | 1-3 | 2/1/3 | 4 | 1 | 4 | 0 | 0 | 5 |
| Team | | | | | 0/3/3 | | | | | | |
| TOTALS | 200 | 27-53 | 13-16 | 16-29 | 10/32/42 | 19 | 25 | 13 | 4 | 3 | 83 |
| FG% (50.9) | | 39% | (81.3) | | FT% (55.2) | | | | | | |

Attendance: 19,932 Technical Fouls: None
 Officials: Cartmell, Reynolds, Spaulding UNM's Record: 16-5

| | | | | |
|------------|----|----|---|----|
| New Mexico | 24 | 42 | - | 66 |
| BYU | 44 | 39 | - | 83 |

GAME NOTES

- UNM suffers its worst loss of the season in the 83-66 decision at BYU...the Lobos are now 16-5 overall and 3-3 in the MWC...BYU is 15-5 overall, 4-1 in the MWC and has won 42 straight games at the Marriott Center
- UNM has lost 5 straight games to BYU for the first time since Jan. 3, 1980 - Jan. 4, 1982, also a 5-game skid
- New Mexico has lost 8 in a row to the Cougars in Provo...UNM's last win at the Marriott Center was 78-74 on Feb. 17, 2000
- BYU connected on its first 5 shots from 3-point in each half and finished the game making 13 of 16 (81.3%). Wyoming also made 13 against UNM this year, but that was in double overtime

Game 22

New Mexico 60

UNLV 79

Feb. 2, 2008 • Las Vegas, Nev.

| New Mexico | MP | FG-A | 3P-A | FT-A | REB | PF | A | TO | B | S | TP |
|------------|-----|-------|--------|-------|------------|----|----|----|---|---|----|
| Martinez* | 20 | 2-4 | 2-3 | 4-6 | 3/2/5 | 2 | 0 | 5 | 0 | 0 | 10 |
| Faris* | 27 | 3-11 | 0-0 | 3-4 | 5/1/6 | 3 | 1 | 4 | 0 | 1 | 9 |
| Gary* | 31 | 3-9 | 1-3 | 0-0 | 0/3/3 | 3 | 7 | 1 | 0 | 0 | 7 |
| Ciddens* | 30 | 6-10 | 0-3 | 1-2 | 1/6/7 | 4 | 1 | 5 | 2 | 1 | 13 |
| Toppert* | 24 | 2-5 | 2-4 | 0-0 | 0/3/3 | 2 | 0 | 1 | 0 | 0 | 6 |
| Wills | 23 | 2-5 | 2-5 | 1-2 | 2/3/5 | 2 | 2 | 0 | 1 | 0 | 7 |
| Harris | 8 | 0-0 | 0-0 | 1-4 | 0/1/1 | 2 | 0 | 0 | 0 | 0 | 1 |
| Smith | 15 | 0-3 | 0-3 | 1-3 | 0/0/0 | 2 | 0 | 4 | 0 | 1 | 1 |
| Pegues | 5 | 0-0 | 0-0 | 0-0 | 0/0/0 | 1 | 0 | 1 | 0 | 0 | 0 |
| Prentice | 17 | 2-4 | 1-3 | 1-2 | 0/3/3 | 2 | 0 | 1 | 0 | 0 | 6 |
| Team | | | | | 2/2/4 | | | | | | |
| TOTALS | 200 | 20-51 | 8-24 | 12-23 | 13/24/37 | 23 | 11 | 22 | 3 | 2 | 60 |
| FG% (39.2) | | 39% | (33.3) | | FT% (52.2) | | | | | | |

| UNLV | MP | FG-A | 3P-A | FT-A | REB | PF | A | TO | B | S | TP |
|------------|-----|-------|--------|-------|------------|----|----|----|---|----|----|
| Bailey* | 25 | 4-5 | 0-1 | 0-0 | 1/1/2 | 1 | 1 | 2 | 0 | 2 | 8 |
| Terry* | 22 | 1-5 | 0-4 | 3-4 | 0/2/2 | 3 | 7 | 2 | 0 | 1 | 5 |
| Danger* | 28 | 5-10 | 3-6 | 4-5 | 1/2/3 | 0 | 1 | 1 | 0 | 1 | 17 |
| Adams* | 28 | 9-14 | 3-7 | 3-5 | 1/3/4 | 3 | 1 | 0 | 0 | 3 | 24 |
| Rougeau* | 21 | 5-7 | 0-0 | 1-2 | 1/3/4 | 4 | 3 | 1 | 0 | 2 | 11 |
| Rutledge | 9 | 0-2 | 0-0 | 0-0 | 2/1/3 | 3 | 0 | 0 | 0 | 0 | 0 |
| Wallace | 14 | 0-1 | 0-1 | 0-0 | 0/0/0 | 1 | 0 | 0 | 0 | 0 | 0 |
| Cage | 6 | 0-1 | 0-0 | 0-0 | 0/0/0 | 1 | 0 | 0 | 0 | 0 | 0 |
| Lawrence | 22 | 0-1 | 0-1 | 1-2 | 0/3/3 | 1 | 3 | 2 | 0 | 1 | 1 |
| Shaw | 25 | 4-11 | 0-4 | 5-7 | 1/3/4 | 3 | 3 | 1 | 1 | 0 | 13 |
| Team | | | | | 1/3/4 | | | | | | |
| TOTALS | 200 | 28-57 | 6-24 | 17-25 | 8/23/31 | 21 | 20 | 9 | 1 | 11 | 79 |
| FG% (49.1) | | 39% | (25.0) | | FT% (68.0) | | | | | | |

Attendance: 14,056 Technical Fouls: None
 Officials: Dixon, Ramos, Irving UNM's Record: 16-6

| | | | | |
|------------|----|----|---|----|
| New Mexico | 20 | 40 | - | 60 |
| UNLV | 40 | 39 | - | 79 |

GAME NOTES

- UNM falls 79-60 at UNLV...the Lobos are now 16-6 overall and 3-4 in the MWC...UNLV is 17-4 overall, 6-1 in the MWC
- New Mexico loses to UNLV for the 10th time in the past 11 games in Las Vegas
- The 19-point loss is UNM's widest to UNLV in Las Vegas since a 100-68 setback in 1982
- The Lobos were scoreless for a span of 6:15 of the first half as UNLV increased an 8-5 lead to 21-5...UNM trailed 40-20 at halftime, the second straight game it was down by 20 at the break
- The Lobos came into the game leading the MWC in 3-point shooting at 42.1%, but were held to 33.3% (8-24) tonight

Game 23

Colorado State 51

New Mexico 91

Feb. 5, 2008 • Albuquerque, N.M.

| CSU | MP | FG-A | 3P-A | FT-A | REB | PF | A | TO | B | S | TP |
|------------|-----|-------|------|-------|---------|----|----|----|---|---|----|
| Clayman* | 25 | 4-7 | 2-3 | 0-0 | 0/3/3 | 2 | 1 | 2 | 0 | 0 | 10 |
| McFarland* | 25 | 3-7 | 1-4 | 0-0 | 1/3/4 | 1 | 1 | 4 | 0 | 0 | 7 |
| Agular* | 16 | 1-1 | 0-0 | 2-2 | 2/2/4 | 4 | 0 | 1 | 0 | 0 | 7 |
| Walker* | 33 | 3-12 | 0-6 | 5-5 | 1/1/2 | 1 | 2 | 2 | 0 | 0 | 11 |
| Nigon* | 19 | 0-0 | 0-0 | 0-0 | 0/1/1 | 3 | 0 | 1 | 0 | 0 | 0 |
| Cohen | 10 | 1-3 | 1-1 | 0-0 | 0/0/0 | 0 | 0 | 1 | 0 | 0 | 3 |
| Simmons | 17 | 1-2 | 0-0 | 1-2 | 3/4/7 | 1 | 3 | 1 | 0 | 0 | 3 |
| Woodard | 16 | 1-9 | 1-5 | 0-1 | 0/1/1 | 3 | 1 | 2 | 0 | 2 | 3 |
| Van Tassel | 2 | 1-1 | 0-0 | 0-0 | 0/0/0 | 0 | 0 | 0 | 0 | 0 | 0 |
| McFarland | 7 | 0-1 | 0-1 | 0-0 | 0/0/0 | 0 | 1 | 0 | 0 | 0 | 0 |
| Gardner | 30 | 2-7 | 2-4 | 2-2 | 0/1/1 | 3 | 3 | 2 | 1 | 0 | 8 |
| Team | | | | | 2/5/5 | | | | | | |
| TOTALS | 260 | 17-50 | 7-24 | 10-12 | 9/19/28 | 17 | 12 | 17 | 1 | 3 | 51 |

Game 25

New Mexico 73
San Diego State 63
Feb. 13, 2008 • San Diego, Calif.

| New Mexico | MP | FG-A | 3P-A | FT-A | REB | PF | A | TO | B | S | TP |
|------------|-----|------------|-------|------------|---------|----|----|----|---|---|----|
| Martinez* | 19 | 2-3 | 2-2 | 0-0 | 1/0/1 | 3 | 2 | 1 | 0 | 1 | 6 |
| Faris* | 32 | 3-6 | 0-0 | 1-3 | 2/2/4 | 3 | 0 | 2 | 2 | 1 | 7 |
| Wills* | 22 | 1-3 | 1-2 | 0-0 | 0/1/1 | 1 | 3 | 1 | 0 | 0 | 3 |
| Gary* | 28 | 4-7 | 0-1 | 4-7 | 0/2/2 | 1 | 2 | 2 | 0 | 2 | 12 |
| Giddens* | 35 | 7-8 | 3-3 | 5-8 | 1/10/11 | 3 | 4 | 4 | 4 | 2 | 22 |
| Harris | 6 | 0-0 | 0-0 | 0-0 | 0/0/0 | 3 | 0 | 0 | 0 | 0 | 0 |
| Smith | 23 | 2-5 | 2-2 | 7-8 | 0/0/0 | 3 | 3 | 0 | 0 | 1 | 13 |
| Pegues | 8 | 1-2 | 0-0 | 0-0 | 1/0/1 | 1 | 0 | 0 | 0 | 0 | 0 |
| Prentice | 2 | 0-0 | 0-0 | 0-0 | 0/0/0 | 0 | 1 | 0 | 0 | 0 | 0 |
| Topper | 25 | 3-10 | 2-8 | 0-0 | 0/1/1 | 2 | 0 | 1 | 0 | 0 | 6 |
| Team | | | | | | | | | | | |
| TOTALS | 200 | 23-44 | 10-18 | 17-26 | 5/19/24 | 20 | 15 | 15 | 6 | 7 | 73 |
| FG% (52.3) | | 3P% (55.6) | | FT% (65.4) | | | | | | | |

| SDSU | MP | FG-A | 3P-A | FT-A | REB | PF | A | TO | B | S | TP |
|------------|-----|------------|------|------------|---------|----|----|----|---|---|----|
| Wade* | 37 | 6-10 | 2-4 | 7-8 | 0/4/4 | 4 | 2 | 6 | 1 | 0 | 21 |
| White* | 29 | 1-1 | 0-0 | 0-0 | 0/3/3 | 5 | 1 | 1 | 0 | 1 | 2 |
| Amoroso* | 37 | 7-13 | 1-1 | 4-6 | 2/4/6 | 3 | 1 | 3 | 0 | 1 | 19 |
| Williams* | 33 | 4-12 | 2-5 | 2-2 | 0/3/2 | 3 | 3 | 7 | 0 | 0 | 12 |
| Davis* | 17 | 0-3 | 0-2 | 0-0 | 0/3/3 | 2 | 0 | 3 | 0 | 0 | 0 |
| Pastorek | 9 | 2-3 | 1-2 | 0-0 | 0/0/0 | 0 | 1 | 0 | 0 | 0 | 5 |
| Thomas | 11 | 0-0 | 0-0 | 0-0 | 0/0/0 | 1 | 0 | 0 | 0 | 0 | 0 |
| Gav | 25 | 1-5 | 1-4 | 1-2 | 1/2/3 | 2 | 4 | 0 | 0 | 2 | 4 |
| Lamb | 2 | 0-0 | 0-0 | 0-0 | 0/1/1 | 2 | 0 | 0 | 0 | 0 | 0 |
| Team | | | | | 5/1/6 | | | | | | |
| TOTALS | 200 | 21-47 | 7-18 | 14-18 | 8/20/28 | 22 | 12 | 20 | 1 | 4 | 63 |
| FG% (44.7) | | 3P% (38.9) | | FT% (77.8) | | | | | | | |

Attendance: 6,307 Technical Fouls: None
Officials: Staffen, Curry, Chrisman UNM's Record: 19-6
New Mexico 37 36 - 73
San Diego State 33 30 - 63

GAME NOTES
• New Mexico halts a 5-game losing streak against San Diego State
• The Lobos have won 3 straight conference games for the first time since a 4-game run from Feb. 4-15, 2006
• The Lobos are 5-5 on the road this season...they were 3-19 the previous 2 seasons and 8-43 in five years from 2003-07
• New Mexico is 17-0 this season when holding opponents to less than 70 points and 17-2 when leading at halftime
• The Lobos came into the game 2nd in the nation in 3-point shooting at 42.6%, and that percentage is now 43% after UNM canned 10 of 18 against SDSU...the Lobos made their first 5 attempts from 3-point and 24 of their 37 points in the 1st-half points came via the 3-pointer, making 8 of 11 from long range

Game 28

New Mexico 72
Utah 71
Feb. 23, 2008 • Salt Lake City, Utah

| New Mexico | MP | FG-A | 3P-A | FT-A | REB | PF | A | TO | B | S | TP |
|------------|-----|------------|------|------------|----------|----|----|----|---|---|----|
| Martinez* | 27 | 3-7 | 0-0 | 3-5 | 3/2/5 | 1 | 3 | 0 | 0 | 1 | 6 |
| Faris* | 25 | 1-6 | 0-0 | 3-5 | 1/3/4 | 4 | 1 | 1 | 1 | 3 | 5 |
| Wills* | 9 | 0-1 | 0-0 | 0-0 | 0/0/0 | 3 | 1 | 0 | 0 | 0 | 0 |
| Gary* | 24 | 2-7 | 1-2 | 1-2 | 1/1/2 | 4 | 2 | 2 | 0 | 0 | 9 |
| Giddens* | 35 | 9-19 | 1-2 | 0-3 | 1/6/7 | 1 | 2 | 2 | 0 | 2 | 19 |
| Harris | 9 | 0-0 | 0-0 | 0-0 | 0/0/0 | 1 | 0 | 0 | 0 | 0 | 0 |
| Smith | 20 | 3-5 | 2-2 | 9-11 | 1/3/4 | 3 | 2 | 1 | 0 | 0 | 17 |
| Pegues | 9 | 0-2 | 0-0 | 0-0 | 0/1/1 | 1 | 0 | 1 | 0 | 0 | 0 |
| Prentice | 16 | 3-4 | 1-2 | 3-3 | 0/0/0 | 0 | 2 | 0 | 0 | 0 | 10 |
| Topper | 26 | 3-5 | 3-4 | 0-0 | 1/2/3 | 0 | 2 | 0 | 0 | 0 | 9 |
| Team | | | | | 2/3/5 | | | | | | |
| TOTALS | 200 | 24-56 | 8-14 | 16-24 | 10/21/31 | 19 | 15 | 7 | 1 | 6 | 72 |
| FG% (42.9) | | 3P% (57.1) | | FT% (66.7) | | | | | | | |

| Utah | MP | FG-A | 3P-A | FT-A | REB | PF | A | TO | B | S | TP |
|------------|-----|------------|------|------------|---------|----|----|----|---|---|----|
| Brown* | 11 | 0-2 | 0-0 | 3-6 | 0/0/0 | 2 | 1 | 1 | 0 | 0 | 3 |
| Green* | 34 | 3-7 | 3-7 | 0-0 | 1/8/9 | 1 | 2 | 0 | 0 | 0 | 9 |
| Nevill* | 25 | 6-7 | 0-0 | 4-6 | 1/4/5 | 4 | 2 | 0 | 0 | 0 | 16 |
| Borna* | 31 | 3-5 | 0-0 | 2-3 | 0/3/3 | 3 | 3 | 4 | 0 | 0 | 8 |
| Kepley* | 24 | 3-6 | 1-1 | 2-2 | 1/7/8 | 3 | 3 | 5 | 0 | 1 | 9 |
| Bryant | 28 | 3-7 | 2-5 | 9-9 | 0/2/2 | 3 | 0 | 1 | 0 | 1 | 17 |
| Drca | 27 | 1-4 | 0-3 | 1-2 | 0/1/1 | 5 | 6 | 3 | 0 | 0 | 3 |
| Tillie | 17 | 3-4 | 0-0 | 0-0 | 0/3/3 | 1 | 0 | 0 | 0 | 0 | 6 |
| Grim | 3 | 0-0 | 0-0 | 0-0 | 0/0/0 | 0 | 0 | 0 | 0 | 0 | 0 |
| Team | | | | | 0/0/0 | | | | | | |
| TOTALS | 200 | 22-42 | 6-16 | 21-28 | 3/28/31 | 23 | 17 | 14 | 0 | 2 | 71 |
| FG% (52.4) | | 3P% (37.5) | | FT% (75.0) | | | | | | | |

Attendance: 9,289 Technical Fouls: None
Officials: Harris, McCall, Reichling UNM's Record: 22-6
New Mexico 35 37 - 72
Utah 38 33 - 71

GAME NOTES
• UNM extends its winning streak to 6 games and snapping an 18-game losing streak to the Utes in Salt Lake City...the last win at the Huntsman Center was 79-76 on Feb. 16, 1989
• The Lobos have won 6 straight conference games for the first time since a 6-game streak from Feb. 14-March 5, 2005...the last 7-game streak was 8 in a row from Jan. 24-Feb. 19, 1998
• Steve Alford has tied Dave Bliss for most wins by a New Mexico head coach in his rookie season...Bliss was 22-11 in 1988-89
• After going 3-19 in true road games the past two seasons and 8-43 in five seasons from 2003-07, UNM is 7-5 this year and has won 3 consecutive conference road games for the first time since 2000...the 7 true road wins are the most by New Mexico in 12 years, since the 1995-96 team was 8-3

Game 26

TCU 48
New Mexico 64
Feb. 16, 2008 • Albuquerque, N.M.

| TCU | MP | FG-A | 3P-A | FT-A | REB | PF | A | TO | B | S | TP |
|------------|-----|------------|------|------------|----------|----|---|----|---|---|----|
| Langford* | 34 | 0-6 | 0-2 | 4-6 | 3/6/9 | 4 | 3 | 5 | 1 | 0 | 4 |
| Ortiz* | 24 | 0-2 | 0-1 | 0-0 | 0/2/2 | 3 | 0 | 2 | 0 | 0 | 0 |
| Ebie* | 21 | 1-3 | 0-2 | 1-2 | 1/2/3 | 3 | 2 | 4 | 0 | 1 | 3 |
| Hackett* | 24 | 2-5 | 1-2 | 4-6 | 1/0/1 | 2 | 0 | 1 | 0 | 1 | 9 |
| Salter* | 26 | 4-11 | 3-7 | 2-3 | 3/3/6 | 3 | 0 | 3 | 0 | 0 | 13 |
| Scott | 6 | 0-0 | 0-0 | 0-0 | 0/0/0 | 3 | 1 | 1 | 0 | 1 | 0 |
| Owens | 10 | 0-0 | 0-0 | 0-2 | 0/3/3 | 2 | 0 | 2 | 0 | 0 | 0 |
| Morones | 12 | 1-3 | 0-1 | 1-1 | 0/1/1 | 2 | 1 | 2 | 0 | 0 | 0 |
| Wall | 8 | 0-1 | 0-1 | 2-2 | 1/0/1 | 2 | 0 | 1 | 0 | 1 | 2 |
| Allichem | 14 | 3-5 | 1-2 | 0-0 | 0/1/1 | 1 | 1 | 0 | 0 | 0 | 7 |
| Metzger | 1 | 0-0 | 0-0 | 0-0 | 0/0/0 | 0 | 0 | 0 | 0 | 0 | 0 |
| Tauscher | 16 | 2-3 | 0-0 | 0-2 | 1/2/3 | 2 | 0 | 2 | 1 | 0 | 4 |
| Team | 4 | 1-1 | 0-0 | 1-1 | 0/3/3 | 0 | 0 | 0 | 0 | 0 | 3 |
| TOTALS | 200 | 14-40 | 5-18 | 15-25 | 10/24/34 | 27 | 8 | 23 | 2 | 4 | 48 |
| FG% (35.0) | | 3P% (27.8) | | FT% (60.0) | | | | | | | |

| New Mexico | MP | FG-A | 3P-A | FT-A | REB | PF | A | TO | B | S | TP |
|------------|-----|------------|------|------------|----------|----|----|----|---|---|----|
| Martinez* | 26 | 2-6 | 1-2 | 0-0 | 2/1/3 | 4 | 2 | 1 | 0 | 0 | 5 |
| Faris* | 29 | 1-4 | 0-0 | 3-9 | 2/1/4 | 2 | 0 | 1 | 0 | 1 | 5 |
| Wills* | 17 | 2-5 | 2-4 | 3-3 | 0/2/2 | 1 | 1 | 0 | 0 | 0 | 9 |
| Gary* | 24 | 2-6 | 0-2 | 1-2 | 1/0/1 | 3 | 1 | 3 | 0 | 1 | 5 |
| Giddens* | 38 | 10-18 | 1-2 | 4-12 | 1/7/8 | 1 | 3 | 1 | 1 | 2 | 25 |
| Harris | 7 | 0-0 | 0-0 | 0-0 | 1/0/1 | 2 | 0 | 2 | 0 | 0 | 0 |
| Smith | 22 | 3-7 | 0-2 | 4-4 | 0/1/1 | 4 | 2 | 3 | 0 | 0 | 10 |
| Pegues | 11 | 0-0 | 0-0 | 2-2 | 1/2/3 | 2 | 0 | 1 | 0 | 0 | 2 |
| Prentice | 6 | 0-0 | 0-0 | 0-0 | 0/1/1 | 1 | 0 | 0 | 0 | 0 | 0 |
| Topper | 20 | 1-2 | 1-2 | 0-0 | 1/4/5 | 3 | 3 | 0 | 0 | 0 | 3 |
| Team | | | | | 1/1/2 | | | | | | |
| TOTALS | 200 | 21-48 | 5-14 | 17-32 | 10/21/31 | 23 | 12 | 12 | 1 | 4 | 64 |
| FG% (43.8) | | 3P% (35.7) | | FT% (53.1) | | | | | | | |

Attendance: 16,385 Technical Fouls: None
Officials: Reynolds, Spaulding, Vetkoetter UNM's Record: 20-6
TCU 23 25 - 48
New Mexico 26 38 - 64

GAME NOTES
• The Lobos opened the 2nd half on a 19-0 run to extend a 26-23 halftime lead to 45-23...TCU's first points of the 2nd half came at the 13:33 mark
• New Mexico is 6-0 all-time against TCU in The Pit
• The Lobos held TCU leading scorer Kevin Langford to just 4 points on 0 of 6 shooting from the floor...he came into the game averaging 14.1 points
• UNM forced 23 TCU turnovers, tying for the most by an opponent this season...Wyoming also had 23 in The Pit on Feb. 9...the Lobos have caused 66 turnovers the past 3 games

Game 29

No. 25 BYU 70
New Mexico 69
Feb. 26, 2008 • Albuquerque, N.M.

| BYU | MP | FG-A | 3P-A | FT-A | REB | PF | A | TO | B | S | TP |
|--------------|-----|------------|------|------------|---------|----|----|----|---|---|----|
| Plaisted* | 35 | 9-15 | 0-0 | 5-9 | 1/5/6 | 3 | 0 | 3 | 5 | 0 | 23 |
| Tavernari* | 32 | 2-12 | 1-7 | 0-0 | 0/3/3 | 2 | 2 | 2 | 0 | 0 | 5 |
| Burgess* | 41 | 2-6 | 1-2 | 7-8 | 0/8/8 | 2 | 2 | 0 | 0 | 1 | 12 |
| Murdoch* | 17 | 1-3 | 1-2 | 0-0 | 0/2/2 | 1 | 3 | 0 | 0 | 0 | 3 |
| Commard* | 34 | 5-9 | 2-4 | 2-3 | 0/7/7 | 5 | 4 | 4 | 0 | 0 | 14 |
| Lynd, Jr. | 6 | 0-0 | 0-0 | 0-0 | 0/0/0 | 2 | 0 | 0 | 0 | 0 | 0 |
| Fredette | 27 | 2-7 | 1-5 | 2-2 | 1/0/1 | 4 | 2 | 3 | 0 | 1 | 7 |
| Collinsworth | 23 | 1-3 | 1-3 | 2-4 | 2/3/5 | 2 | 1 | 2 | 0 | 0 | 5 |
| Miles | 10 | 0-1 | 0-0 | 1-2 | 0/1/1 | 1 | 1 | 0 | 0 | 1 | 1 |
| Team | | | | | 5/2/7 | | | | | | |
| TOTALS | 225 | 22-56 | 7-23 | 19-28 | 9/31/40 | 22 | 15 | 14 | 5 | 3 | 70 |
| FG% (39.3) | | 3P% (30.4) | | FT% (67.9) | | | | | | | |

| New Mexico | MP | FG-A | 3P-A | FT-A | REB | PF | A | TO | B | S | TP |
|------------|-----|------------|------|------------|----------|----|----|----|---|---|----|
| Martinez* | 34 | 3-7 | 1-3 | 1-1 | 3/6/9 | 5 | 3 | 0 | 0 | 0 | 8 |
| Faris* | 21 | 4-6 | 0-0 | 0-0 | 3/4/7 | 5 | 0 | 0 | 0 | 2 | 8 |
| Wills* | 13 | 1-4 | 1-4 | 0-0 | 0/2/2 | 0 | 1 | 0 | 0 | 0 | 3 |
| Gary* | 27 | 2-6 | 1-2 | 2-2 | 1/1/2 | 2 | 2 | 1 | 0 | 1 | 7 |
| Giddens* | 44 | 12-26 | 0-2 | 6-13 | 2/5/7 | 4 | 3 | 1 | 3 | 1 | 30 |
| Harris | 5 | 1-1 | 0-0 | 0-0 | 0/0/0 | 1 | 0 | 0 | 0 | 0 | 2 |
| Smith | 26 | 2-8 | 0-3 | 0-0 | 0/1/1 | 4 | 1 | 2 | 0 | 0 | 4 |
| Pegues | 19 | 1-2 | 0-0 | 0-0 | 2/2/4 | 2 | 1 | 2 | 0 | 0 | 2 |
| Prentice | 13 | 0-3 | 0-2 | 1-2 | 1/0/1 | 0 | 1 | 0 | 0 | 0 | 1 |
| Topper | 23 | 0-6 | 0-5 | 4-4 | 0/3/3 | 1 | 0 | 1 | 0 | 0 | 4 |
| Team | | | | | 2/4/6 | | | | | | |
| TOTALS | 225 | 26-71 | 3-21 | 14-22 | 14/28/42 | 24 | 12 | 7 | 3 | 4 | 69 |
| FG% (36.6) | | 3P% (14.3) | | FT% (63.6) | | | | | | | |

Attendance: 18,018 Technical Fouls: None
Officials: Lehig, Staffen, Scyphers UNM's Record: 22-7
BYU 29 34 7 70
New Mexico 33 30 6 69

GAME NOTES
• UNM loses 70-69 in overtime to No. 25 BYU, ending the Lobos' 6-game winning streak
• New Mexico has tied a school record for the 2nd straight season and the 5th time overall by playing 4 overtime games in a season
• BYU has won 6 straight games against New Mexico for the first time since taking the first 22 contests of the series between 1950-62...the Cougars have won more games against New Mexico in The Pit (17) than any other opponent
• New Mexico shot 36.6% for the game...2 of UNM's 3 lowest shooting games of the season have come against the Cougars...in two games against BYU this year, the Lobos have shot 35.6% (48-135) from the floor and 23% (9-39) from 3-point

Game 27

New Mexico 68
Air Force 51
Feb. 20, 2008 • Colorado Spring, Colo.

| New Mexico | MP | FG-A | 3P-A | FT-A | REB | PF | A | TO | B | S | TP |
|------------|-----|-------|-------|--------|-------------|----|----|----|---|---|----|
| Martinez* | 32 | 3-6 | 1-3 | 0-0 | 1/3/4 | 3 | 1 | 1 | 0 | 2 | 7 |
| Faris* | 25 | 4-5 | 0-0 | 3-5 | 1/2/3 | 3 | 1 | 3 | 0 | 0 | 11 |
| Wills* | 13 | 1-3 | 1-1 | 0-0 | 0/0/0 | 1 | 1 | 1 | 0 | 0 | 3 |
| Gray* | 25 | 3-6 | 1-2 | 2-2 | 0/0/0 | 3 | 5 | 3 | 0 | 3 | 9 |
| Gliddens* | 25 | 4-6 | 2-2 | 4-6 | 0/7/7 | 2 | 3 | 1 | 2 | 2 | 14 |
| Harris | 10 | 1-1 | 0-0 | 0-0 | 0/0/0 | 2 | 1 | 1 | 0 | 0 | 2 |
| Smith | 22 | 2-4 | 1-2 | 0-1 | 0/1/1 | 2 | 5 | 0 | 0 | 1 | 5 |
| Pegues | 8 | 1-1 | 0-0 | 0-0 | 1/3/4 | 0 | 0 | 0 | 1 | 0 | 1 |
| Prentice | 16 | 2-3 | 2-2 | 0-0 | 1/2/3 | 0 | 1 | 0 | 0 | 0 | 6 |
| Topport | 23 | 3-8 | 3-7 | 0-0 | 0/0/0 | 1 | 0 | 0 | 1 | 1 | 9 |
| Team | | | | | 0/0/0 | | | | | | |
| TOTALS | 200 | 24-43 | 11-19 | 9-14 | 4/18/22 | 16 | 19 | 10 | 3 | 9 | 68 |
| FG% (55.8) | | 39% | | (57.9) | FT%, (64.3) | | | | | | |

Game 31

| | |
|------------------------------------|----|
| New Mexico | 71 |
| Colorado State | 52 |
| Mar. 8, 2008 • Fort Collins, Colo. | |

| New Mexico | MP | FG-A | 3P-A | FT-A | REB | PF | A | TO | B | S | TP |
|------------|-----|-------------|-------|------------|---------|----|----|----|---|---|----|
| Martinez* | 27 | 4-8 | 1-1 | 0-0 | 0/4/4 | 3 | 1 | 0 | 0 | 0 | 6 |
| Farris* | 22 | 5-12 | 0-0 | 5-6 | 4/4/8 | 2 | 0 | 0 | 1 | 0 | 15 |
| Wells* | 23 | 1-4 | 1-2 | 1-2 | 0/3/3 | 3 | 2 | 0 | 0 | 0 | 4 |
| Gary* | 29 | 3-4 | 1-2 | 0-0 | 0/7/7 | 2 | 0 | 2 | 0 | 0 | 5 |
| Giddens* | 21 | 6-11 | 0-0 | 1-2 | 0/1/1 | 3 | 3 | 1 | 1 | 1 | 13 |
| Harris | 2 | 0-0 | 0-0 | 0-0 | 0/1/1 | 0 | 0 | 0 | 0 | 0 | 0 |
| Smith | 20 | 2-7 | 2-4 | 0-0 | 1/0/1 | 3 | 3 | 1 | 0 | 1 | 6 |
| Pegues | 4 | 0-0 | 0-0 | 0-0 | 0/0/0 | 1 | 0 | 1 | 0 | 1 | 0 |
| Prentice | 23 | 1-3 | 1-3 | 2-3 | 0/2/2 | 1 | 6 | 2 | 0 | 1 | 5 |
| Toppert | 30 | 4-6 | 4-5 | 2-2 | 1/2/3 | 1 | 4 | 0 | 0 | 0 | 14 |
| Team | | | | | 3/1/3 | | | | | | |
| TOTALS | 200 | 25-55 | 10-17 | 11-15 | 8/25/33 | 19 | 19 | 7 | 2 | 4 | 71 |
| FG% (45.5) | | 3Pt% (58.8) | | FT% (73.3) | | | | | | | |

| Colorado State | MP | FG-A | 3P-A | FT-A | REB | PF | A | TO | B | S | TP |
|----------------|-----|-------------|------|------------|---------|----|---|----|---|---|----|
| McFarland* | 26 | 4-7 | 2-2 | 0-0 | 3/7/10 | 3 | 1 | 4 | 1 | 0 | 10 |
| Creason* | 13 | 2-4 | 0-0 | 4-5 | 1/4/5 | 1 | 1 | 0 | 0 | 1 | 8 |
| Walker* | 30 | 1-7 | 0-4 | 4-8 | 0/0/0 | 2 | 2 | 2 | 0 | 0 | 6 |
| Simmons* | 24 | 1-3 | 0-1 | 10-10 | 0/6/6 | 3 | 0 | 1 | 0 | 0 | 12 |
| Gardner* | 30 | 2-6 | 1-3 | 0-0 | 0/2/2 | 1 | 2 | 2 | 0 | 1 | 5 |
| Clayman | 10 | 1-3 | 0-0 | 1-1 | 2/0/2 | 0 | 0 | 1 | 0 | 0 | 3 |
| Cohen | 12 | 0-1 | 0-1 | 0-0 | 0/0/0 | 0 | 1 | 0 | 0 | 0 | 0 |
| Nigon | 16 | 0-2 | 0-1 | 0-0 | 0/1/1 | 2 | 0 | 1 | 0 | 1 | 0 |
| Woodard | 24 | 3-9 | 2-6 | 0-0 | 0/0/0 | 4 | 1 | 4 | 0 | 0 | 8 |
| Aguiar | 11 | 0-3 | 0-0 | 0-0 | 0/3/3 | 2 | 0 | 1 | 1 | 0 | 0 |
| Van Tassel | 2 | 0-0 | 0-0 | 0-0 | 0/0/0 | 0 | 0 | 0 | 0 | 0 | 0 |
| McGinley | 2 | 0-0 | 0-0 | 0-0 | 0/0/0 | 0 | 0 | 0 | 0 | 0 | 0 |
| Team | | | | | 3/1/4 | | | | | | |
| TOTALS | 200 | 14-45 | 5-18 | 19-24 | 9/24/33 | 18 | 8 | 16 | 2 | 3 | 52 |
| FG% (31.1) | | 3Pt% (27.8) | | FT% (79.2) | | | | | | | |

Attendance: 3,318 Technical Fouls: None
Officials: Smith, Jackson, Nielson UNM's Record: 24-7

| | | | | |
|----------------|----|----|---|----|
| New Mexico | 39 | 32 | - | 71 |
| Colorado State | 30 | 22 | - | 52 |

GAME NOTES

- The 19-point win is New Mexico's largest over Colorado State in Fort Collins...the previous was 91-74 in 1995
- New Mexico has equaled its most wins (24) during a regular season...the 1977-78 Lobos were 24-3 heading into the NCAA Tournament while the 1995-96 team was 24-4 going into the Western Athletic Conference tournament
- After going 8-43 in true road games - played on the opponents' home floor - the past five seasons (2003-07), UNM is 8-5 this year, which ties a school record set three previous times

Game 32

| | |
|--|----|
| Utah | 82 |
| New Mexico | 80 |
| Mar. 13, 2008 • Las Vegas, Nev. • MWC Tourn. | |

| Utah | MP | FG-A | 3P-A | FT-A | REB | PF | A | TO | B | S | TP |
|------------|-----|-------------|-------|------------|----------|----|----|----|---|---|----|
| Tillie* | 22 | 2-4 | 0-0 | 2-2 | 3/4/7 | 5 | 1 | 1 | 1 | 1 | 6 |
| Green* | 33 | 4-7 | 3-6 | 1-1 | 0/6/6 | 5 | 2 | 0 | 0 | 1 | 12 |
| Drca* | 34 | 1-8 | 0-3 | 4-5 | 2/2/4 | 3 | 4 | 3 | 0 | 2 | 6 |
| Borha* | 27 | 4-7 | 3-6 | 2-4 | 1/1/2 | 4 | 1 | 2 | 0 | 0 | 13 |
| Brown* | 29 | 0-4 | 0-1 | 2-2 | 2/2/4 | 3 | 3 | 2 | 0 | 0 | 2 |
| Bryant | 35 | 3-10 | 2-7 | 3-4 | 0/4/4 | 1 | 1 | 3 | 0 | 2 | 11 |
| Keplay | 14 | 2-3 | 2-2 | 0-0 | 0/1/1 | 2 | 2 | 0 | 0 | 0 | 6 |
| Nevill | 31 | 11-20 | 0-0 | 4-6 | 3/5/8 | 4 | 2 | 2 | 2 | 0 | 26 |
| Team | | | | | 2/0/2 | | | | | | |
| TOTALS | 225 | 27-63 | 10-23 | 10-24 | 13/25/38 | 27 | 16 | 14 | 3 | 6 | 82 |
| FG% (42.9) | | 3Pt% (43.5) | | FT% (75.0) | | | | | | | |

| New Mexico | MP | FG-A | 3P-A | FT-A | REB | PF | A | TO | B | S | TP |
|------------|-----|-------------|------|------------|---------|----|----|----|---|---|----|
| Martinez* | 27 | 4-7 | 2-4 | 2-3 | 1/2/3 | 3 | 1 | 0 | 0 | 1 | 27 |
| Farris* | 25 | 1-3 | 0-0 | 3-6 | 0/1/1 | 5 | 1 | 1 | 1 | 0 | 5 |
| Wells* | 8 | 0-1 | 0-0 | 0-0 | 0/0/0 | 0 | 0 | 0 | 0 | 0 | 0 |
| Gary* | 22 | 5-6 | 2-3 | 2-2 | 0/1/1 | 5 | 4 | 2 | 0 | 0 | 14 |
| Giddens* | 44 | 9-16 | 0-1 | 10-15 | 1/16/17 | 0 | 3 | 4 | 1 | 1 | 28 |
| Smith | 1 | 0-0 | 0-0 | 0-0 | 0/0/0 | 0 | 0 | 0 | 0 | 0 | 0 |
| Harris | 25 | 2-6 | 0-1 | 7-8 | 0/1/1 | 4 | 2 | 2 | 0 | 0 | 11 |
| Pegues | 16 | 0-1 | 0-0 | 0-0 | 3/3/3 | 3 | 0 | 0 | 0 | 0 | 0 |
| Prentice | 25 | 0-4 | 0-1 | 0-0 | 0/2/2 | 2 | 0 | 1 | 1 | 0 | 0 |
| Toppert | 32 | 2-5 | 2-5 | 4-4 | 0/1/1 | 1 | 0 | 1 | 0 | 0 | 10 |
| Team | | | | | 0/1/1 | | | | | | |
| TOTALS | 225 | 23-49 | 6-15 | 28-38 | 4/26/36 | 23 | 11 | 11 | 3 | 2 | 80 |
| FG% (46.9) | | 3Pt% (40.0) | | FT% (73.7) | | | | | | | |

Attendance: 10,857 Technical Fouls: None
Officials: Reynolds, Chrisman, Spaulding UNM's Record: 24-8

| | | | | |
|------------|----|----|----|----|
| Utah | 40 | 32 | 10 | 82 |
| New Mexico | 37 | 35 | 8 | 80 |

GAME NOTES

- The Lobos and Utes play overtime for the 4th time in the past 5 meetings between the two teams...New Mexico has now played a school-record 5 overtime games in 2007-08
- The Lobos trailed 70-62 with 4:14 left in regulation, but outscored the Utes 10-2 to force overtime at 72-all
- New Mexico has now lost in the 1st round of the MWC Tournament 6 of the past 7 years and 7 times in 9 MWC seasons overall
- UNM was out-rebounding teams by 3 a game, but Utah had a 38-30 edge tonight, the Lobos' largest deficit in 12 games, since 42-34 at BYU on Jan. 26

Game 33

| | |
|--|----|
| New Mexico | 66 |
| California | 58 |
| Mar. 19, 2008 • Berkeley, Calif. • NIT | |

| New Mexico | MP | FG-A | 3P-A | FT-A | REB | PF | A | TO | B | S | TP |
|------------|-----|-------------|------|------------|----------|----|----|----|---|----|----|
| Giddens* | 39 | 10-20 | 1-5 | 5-7 | 4/9/13 | 3 | 6 | 4 | 0 | 2 | 26 |
| Martinez* | 23 | 2-5 | 2-5 | 6-0 | 2/1/3 | 4 | 2 | 1 | 0 | 2 | 6 |
| Farris* | 27 | 4-6 | 0-0 | 1-5 | 2/4/6 | 3 | 1 | 0 | 0 | 1 | 9 |
| Wells* | 18 | 2-4 | 1-2 | 1-2 | 0/0/0 | 2 | 2 | 1 | 0 | 2 | 6 |
| Gary* | 23 | 2-5 | 0-2 | 1-2 | 0/1/1 | 2 | 3 | 3 | 0 | 0 | 5 |
| Harris | 10 | 2-3 | 0-0 | 0-0 | 1/0/1 | 3 | 0 | 0 | 0 | 1 | 4 |
| Smith | 17 | 1-4 | 1-4 | 1-4 | 0/0/0 | 3 | 0 | 0 | 0 | 1 | 4 |
| Pegues | 3 | 0-1 | 0-0 | 0-0 | 0/0/0 | 2 | 0 | 0 | 0 | 0 | 0 |
| Prentice | 17 | 1-4 | 1-4 | 0-0 | 1/1/2 | 0 | 1 | 3 | 0 | 0 | 3 |
| Toppert | 23 | 1-3 | 1-3 | 0-0 | 0/2/2 | 1 | 0 | 0 | 0 | 1 | 3 |
| Team | | | | | 0/0/0 | | | | | | |
| TOTALS | 200 | 25-55 | 7-25 | 9-20 | 10/18/28 | 23 | 15 | 12 | 0 | 10 | 66 |
| FG% (45.5) | | 3Pt% (28.0) | | FT% (45.0) | | | | | | | |

| California | MP | FG-A | 3P-A | FT-A | REB | PF | A | TO | B | S | TP |
|--------------|-----|-------------|------|------------|---------|----|----|----|---|---|----|
| Vieneisel* | 26 | 1-3 | 0-2 | 0-0 | 0/2/2 | 4 | 8 | 2 | 0 | 0 | 2 |
| Anderson* | 35 | 8-14 | 2-3 | 8-11 | 2/4/6 | 1 | 3 | 0 | 1 | 0 | 26 |
| Hardin* | 23 | 3-4 | 0-0 | 4-6 | 1/5/6 | 5 | 0 | 1 | 1 | 1 | 10 |
| Randle* | 26 | 3-7 | 2-5 | 3-3 | 0/2/2 | 0 | 1 | 5 | 0 | 1 | 11 |
| Christopher* | 36 | 3-8 | 0-2 | 5-0 | 1/5/6 | 2 | 1 | 2 | 0 | 0 | 6 |
| Boykin | 18 | 2-6 | 0-1 | 6-8 | 4/5/5 | 3 | 0 | 1 | 0 | 0 | 10 |
| Knezevic | 25 | 1-2 | 0-1 | 0-1 | 0/2/2 | 2 | 1 | 2 | 0 | 1 | 2 |
| Miller | 0+ | 0-0 | 0-0 | 0-0 | 0/0/0 | 0 | 0 | 0 | 0 | 0 | 0 |
| Kamp | 9 | 0-0 | 0-0 | 1-2 | 0/0/0 | 2 | 0 | 2 | 0 | 0 | 1 |
| Team | | | | | 8/2/2 | | | | | | |
| TOTALS | 200 | 21-44 | 4-14 | 22-31 | 8/23/31 | 19 | 14 | 16 | 2 | 3 | 68 |
| FG% (47.7) | | 3Pt% (28.6) | | FT% (71.0) | | | | | | | |

Attendance: 1,906 Technical Fouls: None
Officials: Hicks, Padilla, Brill UNM's Record: 24-9

| | | | | |
|------------|----|----|---|----|
| New Mexico | 29 | 37 | - | 66 |
| California | 37 | 31 | - | 58 |

GAME NOTES

- The Lobos had been 21-0 this season when holding opponents under 70 points
- New Mexico trailed 37-24 with 1:45 left in the 1st half, but eventually tied the score at 53-all and it was 66-66 in the final minute of the game
- UNM's undoing was at the foul line where it started just 2 of 9 and finished 9 of 20, or 45%, which is the worst accuracy of the 2007-08 season
- The Lobos also shot just 28% (7-25) from the 3-point line...they came into the game leading the nation in 3-point shooting at 42.5%...UNM finishes the season at 42%, the second-highest in school history
- Cal's Ryan Anderson scored 26 points, the most against New Mexico this season
- UNM is now 16-18 in 17 NIT appearances, 0-6 on the road

