



THE UNIVERSITY OF NEW MEXICO LOBO FOOTBALL

ATHLETIC COMMUNICATIONS

Frank Mercogliano, Asst. A.D. for Communications
Email: fmercog@unm.edu
Cell Phone: 505-410-4844
Twitter: @fmmmercogliano
www.GoLobos.com

1939 Sun Bowl * 1944 Sun Bowl * 1946 Sun Bowl * 1947 Harbor Bowl * 1961 Aviation Bowl * 1997 Insight.com Bowl * 2002 Las Vegas Bowl *
2003 Las Vegas Bowl * 2004 Emerald Bowl * 2006 New Mexico Bowl * 2007 New Mexico Bowl * 2015 Gildan New Mexico Bowl * 2016 Gildan New Mexico Bowl

Game 3

Date Saturday, November 14
Time 4:30 pm Mountain Time
Location Las Vegas, Nevada
Venue Sam Boyd Stadium
Capacity 36,800
Television FS2
Series Record Nevada leads 4-3-1
In Albuquerque New Mexico leads 3-1
In Reno Nevada leads 3-0-1
In Las Vegas It's never happened yet
Current Streak Nevada, 1
Last Meeting in Reno NEV 24-10, 11/2/2019
Last Meeting in Albuquerque UNM 35-26, 11/5/2016



New Mexico

Lobos

Record: 0-2 MW: 0-2

Head Coach: Danny Gonzales
UNM Record: 0-2 (1st Year)
Career Record: 0-2 (1st Year)



(RV/RV) Nevada

Wolf Pack

Record: 3-0 MW: 3-0

Head Coach: Jay Norvell
Nevada Record: 3-0 (1st season)
Career Record: 21-20 (4th season)

Broadcast Info

TV: FS2

Play-by-Play Antony LaPanta
Analyst Ron Johnson
Sidelines None

RADIO: Lobo Radio Network

(770 KQOB-AM flagship in Albuquerque)

Play-by-Play Robert Portnoy
Analyst George Carter or Preston Dennard
Sidelines None

2020 Schedule



at San José State

Series Record is now 5-14-1
Site CEFCU Stadium (21,520)
TV FS1
Radio Lobo Radio Network



at Hawai'i

Series Record 10-16
Site Aloha Stadium (50,000)
TV Spectrum
Radio Lobo Radio Network



vs. RV/RV Nevada

Series Record 3-4-1
Site Sam Boyd Stadium (36,800)
TV FS2
Radio Lobo Radio Network




Air Force

Series Record 14-24
Site Falcon Stadium (46,692)
TV FS1
Radio Lobo Radio Network



Utah State

Series Record 13-13
Site Maverik Stadium (25,100)
TV FS1
Radio Lobo Radio Network



Wyoming

Series Record 34-38
Site University Stadium (39,224)
TV CBS Sports Network
Radio Lobo Radio Network



Fresno State

Series Record 4-13
Site University Stadium (39,224)
TV FS1 or 2
Radio Lobo Radio Network



MW Championship

Site TBA
TV TBA
Radio TBA

What's Inside

Must Haves for the Media Section

Schedule/Staff/At a Glance 1
Media Schedule/Policies 2
Roster 3-4
Where They Come From 5
Two-Deep 6

Section That Will Make Any Broadcast Better

Notes 7-13
Uniform Tracker 14
Game-by-Game and Career Individual Stats 15-23

2020 Opponent Schedules 24
About Head Coach Danny Gonzales 25

Section That Will Make Any Stats & Numbers Person Happy

Red Zone Report/Starting Lineups 26
Results and Team Statistics 27
Offensive Statistics 28-30
Defensive Statistics 31
Season and Career Statistics 32-34

The Game-by-Game Section

UNM Game-by-Game Statistics 35
Opponent Game-by-Game Statistics 36
Game-by-Game Passing/Rushing/Receiving 37
Game-by-Game UNM Tackles 38
The Last Time it Happened 39
Game Recaps 40-41

GENERAL INFORMATION

Name of School University of New Mexico
 City/Zip Albuquerque, N.M. 87106
 Founded 1889 by Territorial Legislature
 Enrollment 22,225
 Nickname Lobos
 School Colors Cherry and Silver
 Stadium University Stadium
 Capacity 39,224
 Conference Mountain West
 Affiliation NCAA I
 President Dr. Garnett Stokes
 Athletic Director Eddie Nuñez
 Athletic Dept. Phone 505-925-5501
 Ticket Office Phone 505-925-LOBO

COACHING STAFF

Head Coach Danny Gonzales
 Alma Mater, Year New Mexico, 1998
 Record at School (years) 0-2, 1st season
 Career Record (years) 0-2, 1st season
 Football Office Phone 505-925-5700
 Best Time of Day to Reach Coach Contact SID
 Assistant Coaches
 Derek Warehime Off. Coord./TEs
 Brandon Blackmon WRs
 Jason Lenzmeier OL
 Jordan Salkin QBs
 Jordan Somerville RBs
 Matt Clark G.A.
 Gray Curtis G.A.
 Rocky Long Def. Coord./LBs
 Jerome Haywood DL
 David Howes S
 Troy Reffett CBs
 Joey Romero G.A.
 Jake Rothschilder G.A.
 Jamie Christian Special Teams Coordinator
 Gavin Bevis Co-Director of Operations
 Jacob Grant Co-Director of Operations
 Ben Grant Asst. Director of Operations
 John Lintner Video Coordinator
 James Carson Athletic Performance
 Nate Matos Asst. Athletic Performance
 Jordan Fiske G.A. Athletic Performance

TEAM INFORMATION

2019 Overall Record 2-10
 2019 Mountain West Record/Finish 0-8/6th Mt.

HISTORY

First Year of Football 1892
 Overall All-Time Record 488-608-31
 Number of Bowls/last 13/2016
 Bowl Record 4-8-1
 NFL Draft Picks 65

COMMUNICATIONS

Press Box Phone 505-925-5805
 SID Mailing Address New Mexico Athletics
 Colleen J. Maloof Administration Building
 1 University of New Mexico
 MSC04 2680
 Albuquerque, NM 87131-0001
 Overnight Address New Mexico Athletics
 Colleen J. Maloof Administration Building
 1414 University Boulevard SE
 Albuquerque, NM 87106

SOCIAL MEDIA

Website www.golobos.com



@UNMLoboFB



/NewMexicoLobos

Typical Game Week Media Policies & Procedures

MONDAY	TUESDAY	WEDNESDAY	THURSDAY	FRIDAY	SATURDAY	SUNDAY
Practice Off Day	Practice TBA	Practice TBA	Practice TBA	Practice Walk Through	Game Game Day	No Media
Media 8 am KNML Head Coach Interview	Media Zoom 1 pm MT: Gonzales and Trae Hall	Media Post Practice Zoom 1 pm: Gonzales and Requested Players (Final Day for interviews)	Media Lobo Talk with Danny Gonzales 5-6 pm	Media No media availability	Media Coach Gonzales and players after game via Zoom	

Game Week Media Schedule

Media At Practice

Practice is only open for media for the first 30 minutes, and it is closed to the public. Contact Frank Mercogliano for more information about the class schedules for players needed for interviews (some players are not available due to class after practice, but we will make all efforts to get everyone the interviews they need). Thanks COVID. All practices are closed. Contact Frank Mercogliano for procuring footage or photos.

Danny Gonzales Interview Opportunities

Coach Gonzales is available via Zoom at the opportunities listed in the weekly schedule, but its generally Monday through Wednesday.

Schedules for the two short weeks (two Friday games) will be announced at a later date.

New Mexico Media Luncheon

In the fall, the New Mexico Media Luncheons are Tuesdays from noon to 1 p.m. Coach Danny Gonzales is available at 12:30 p.m. and he will be followed at the podium by offensive coordinator Derek Warehime and defensive coordinator Rocky Long. Audio and video clips from the UNM communications office, and also at www.golobos.com. The press conferences are also streamed on GoTobos.com by LoboTV. Please note that the Mountain West no longer conducts a football coaches teleconference. The luncheon is on the Zia II level of the West press box. So COVID 19 changed all of that. There will not be any media luncheons in 2020. COVID willing, they will return for the 2021 season. Marty Watts should have built up a few stories in the interim.

New Mexico Player Interview Opportunities

All player interviews must be arranged through the UNM athletics communications office. The main time for interviews is after practice. Wednesday is the last day for player interviews. For lengthier interviews, please call the communications office to arrange, which we are happy to do, working around class schedules. These will normally take place in the communications suite in the Maloof Center. See the above schedule. Players are available Monday, Tuesday and Wednesday after practice, either via Zoom for TV or phone for print/digital.

Postgame: The UNM locker room is closed. Requested players will be brought to the football classroom on the second floor of the Tow Diehm football building and outside the locker room for road games. UNM communications will have coach Gonzales and two players address the media, and other players that are needed for one-on-ones may be requested. The student athletes will be available in the football classroom after the press conferences for one-on-one opportunities. Thanks COVID. It's all ZOOM and media will have links regardless if the game is home or away. For UNM media that isn't in the stadium, the ZOOM pressers will still be accessible for your coverage.

Wireless in the Press Box

The press box at University Stadium is fully equipped for wireless connections. Access is free, but those wanting access need their own internal or external wireless cards. Phone lines are available. There won't be a lot of media there this season, so it should be a very strong signal.

www.collegepressbox.com

CollegePressBox.com gives the media one-stop access to updated contact information, media guides, game books, photos, quotes, links and more for each of the league's schools and the Mountain West office. Log-in information will be provided by the MW office to accredited media, or you can apply for a password by sending an e-mail to password@collegepressbox.com.

Ticket Information

- online at unmtickets.com
- by calling 925-5858 or toll-free at 800-955-HOWL
- Albertson's stores in Albuquerque, Rio Rancho, Los Lunas and Santa Fe
- Lobo Ticket Office inside University Arena at the NW corner of University & Cesar Chavez boulevards from 8:30-5 Monday-Friday
- UNM Bookstore (Bookstore Ticket Office is closed on Mondays) For more information call the New Mexico Athletics Ticket Office at (505) 925-5626 or 1-800-955-HOWL (4695). Call (505) 925-5500 for group tickets and ask to speak to a customer service representative.

On Game Day, the northeast box office at University Stadium opens four hours prior to kickoff, and the Lobo Ticket Office at University Arena opens three hours before game time. The northwest University Stadium box office opens 90 minutes before kickoff.

Lobo Talk & The Lobo Coaches Show

In the fall, host Robert Portnoy and coach Danny Gonzales discuss UNM football at Lobo Talk on Thursdays. The show airs from 7-8 p.m. from a site to be determined. Fans can call 866-350-4309 to ask coach Gonzales a question. Also in the fall, the Lobo Coaches Show will be produced by LoboTV, with distribution channels to be announced in.

Game Credentials

Regular UNM media will receive game credentials prior to the start of the season. Media members with season credentials will also serve as a parking pass for the Baseball South lot across from the stadium (the Baseball East lot is no longer a media lot)

Visiting team media should request single-game credentials through their team's media relations office. Media passes work as parking passes for the Baseball South lots.

Media members not associated directly with a team can email requests to fmercog@unm.edu. Please have these Wednesday of game week (Tuesday for the Friday night home game):

For media members picking up credentials at will call without parking passes, it is located in the Northeast corner of the stadium by Gate 7 or 8. With parking passes credentials will be located at the University Drive entrance to the Baseball South lot with the parking attendant. This should allow you to get your credential without having to wait in line or deal with parking on the north side of the stadium. Finally a COVID benefit. Media will be able to park in Stadium West right by the media entrance which is Gate 3. The media level this year will be Zia I, which is outside, so dress accordingly. There is an inside area to work from for print, photo and digital on that level.

Parking

Media parking is located across and just south of the stadium off University Drive. Media members can park in the Baseball South lot which is located next to University Drive. The Baseball South lot entrance is off University Drive south of the new R.D. and Dale Hubbard Clubhouse. Just kidding it's Stadium West and just show your credential.

Visiting Radio

The visiting radio booth is located on the fourth level of the main press box, next to the main media area.



2020 Numerical Roster

No.	Name	Pos.	Ht.	Wt.	Cl-Exp.	Hometown (Last School)	Pronunciation
2	Tony Collier	CB	5-11	165	Sr-1VL	Little Rock, Ark. (College of the Canyons/North Little Rock HS)	
3	Jace Taylor	WR	6-5	195	Fr-HS#	Lake Havasu, Ariz. (Lake Havasu HS)	
3	Patrick Peek	S	5-11	212	Sr-1VL-RS	Ft. Worth, Texas (Trinity Valley JC/Aledo HS)	
4	Bobby Wooden	WR	5-11	185	Fr-HS#	Pearland, Texas (Dawson HS)	
4	Shaddrick Lowery	S	5-9	198	Sr-1VL#	Dania Beach, Fla. (College of the Canyons/American Heritage HS)	
5	Daevon Vigilant	RB	5-9	181	Jr-2VL-2RS	Downey, Calif. (Downey HS)	DAY von
5	James Lewis	LB	6-0	207	Jr-1VL	Tulsa, Okla. (Coffeyville JC/Oklahoma State/Tulsa Memorial HS)	
6	Bryson Carroll	RB	5-7	195	Jr-1VL-1SQ-RS	San Antonio, Texas (Roosevelt HS)	
7	Anselem Umeh	WR	5-11	175	Sr-3L-RS	Bellflower, Calif. (St. John Bosco HS)	AN suh lem OO may
8	Tevaka Tuioti	QB	6-2	194	Jr-2L-2RS	Long Beach, Calif. (La Mirada HS)	teh VAH KAH TOO ee OH tea
8	Donte Martin	CB	5-10	179	So-1VL-RS	Oxnard, Calif. (Rio Mesa HS)	
9	Jordan Kress	WR	6-0	193	Sr-1VL#	Loveland, Colo. (Butte JC/Mountain View HS)	
9	Jerrick Reed II	S	5-10	192	Jr-1VL-JC#	Olive Branch, Miss. (NW Mississippi CC/Olive Branch HS)	
10	Trae Hall	QB	6-2	188	So-1VL-RS	Henderson, Texas (Henderson HS)	
11	Cedric Patterson III	WR	5-11	180	So-1VL-RS	Crosby, Texas (Crosby HS)	
11	Kameron Miller	LB	6-2	203	Sr-3VL-RS	Las Cruces, N.M. (Las Cruces HS)	
12	Brandt Hughes	QB	6-2	222	Jr-RS	Chico, Calif. (Butte JC/Pleasant Valley HS)	
12	Antonio Hunt	CB	5-10	155	So-RS	Lancaster, Calif. (College of the Canyons/Paraclete HS)	
13	Isaiah Chavez	QB	6-0	191	Fr-HS#	Rio Rancho, N.M. (Rio Rancho HS)	
13	Nico Bolden	S	6-3	215	Jr-2VL-RS	Woodbury, Minn. (Woodbury HS)	
14	Tye Moore	WR	5-8	148	Fr-RS	Las Vegas, Nev. (Desert Pines HS)	
14	Michael LoVett III	CB	6-0	183	Sr-1VL	Ft. Wayne, Ind. (Garden City CC/Cabrillo HS)	leh VETT
15	Letayveon Beaton	S	5-9	187	Sr-1VL	St. Petersburg, Fla. (Hutchinson CC/Boca Ciega HS)	le TAY VEE on
16	Connor Genal	QB	6-5	213	Fr-RS	Santa Fe Springs, Calif. (St. Paul HS)	jen AL
16	Tavian Combs	S	6-2	190	Fr-HS#	Amarillo, Texas (Randall HS)	
17	Emmanuel Logan-Greene	WR	5-8	160	Sr-1VL#	Ft. Lauderdale, Fla./Iowa Central CC/UCF/American Heritage HS	
17	Ben Bertram	END	6-2	250	So-1SQ-RS	Albuquerque, N.M. (Sandia HS)	
18	Jonah Leyva	WR	6-1	194	Jr-2SQ-RS	Carlsbad, N.M. (Carlsbad HS)	
19	Devin Sanders	LB	6-2	233	Sr-1VL	San Diego, Calif. (San Diego Mesa CC/Mira Mesa HS)	
21	Chad Alexander	RB	5-6	192	Fr-RS#	New Orleans, La. (Landry-Walker HS)	
22	Darius McCray	S	5-11	218	Fr-HS#	Fresno, Calif. (Washington Union HS)	
23	Reco Hannah	LB	6-2	218	Sr-1VL	Wedowee, Ala. (Highland CC/Randolph County HS)	
24	Corey Hightower	S	5-11	190	Sr-3L-RS	Huntsville, Texas (Huntsville HS)	
25	Nathaniel Jones	RB	5-11	203	Fr-HS#	Bellflower, Calif. (St. John Bosco HS)	
25	Marquae Kirkendoll	S	6-0	177	Fr-RS	Chicago, Ill. (Simeon HS)	mar KWAY
26	Nic Wilson	CB	5-10	178	Jr-1SQ-RS	San Bernardino, Calif. (El Cajon HS)	
27	Quinn Potts	S	6-0	200	Fr-HS#	Compton, Calif. (Dominguez HS)	
28	Josh Foley	WR	5-10	211	So-TR	Rio Rancho, N.M. (New Mexico State/Rio Rancho HS)	
29	Donald Jones	CB	6-0	163	Fr-HS#	Baton Rouge, La. (Broadmoor HS)	
30	Zack Hoffman	WR	5-8	175	Fr-HS#	Albuquerque, N.M. (Eldorado HS)	
30	Ray Leutele	LB	5-11	217	Fr-HS#	Anaheim, Calif. (Mater Dei HS)	lay OO TELL ay
31	Mathias Bertram	S	6-1	181	Fr-HS	Albuquerque, N.M. (Sandia HS)	
34	Bobby Cole	RB	5-9	211	Jr-1VL-1SQ-RS	Chatsworth, Calif. (Sierra Canyon HS)	
35	George Steinkamp	K	6-2	190	Jr-HS	Los Alamos, N.M. (Los Alamos HS)	
35	Semaj Sims	LB	6-1	213	Fr-HS#	Oakland, Calif. (McClymonds HS)	seh MAAZH
36	Syaire Riley	LB	6-0	249	Fr-HS#	Inglewood, Calif. (Palisades HS)	sigh AIR
37	Kendal Taylor	RB	5-9	172	Fr-HS#	Houston, Texas (Westfield HS)	
38	Jathan Washington	WR	5-7	155	Fr-JC	Phoenix, Ariz. (Southwestern College/Mountain Pointe HS)	
38	Matt French	LB	6-0	261	Sr-3SQ-RS	Crestview, Fla. (Crestview HS)	
39	Kyler Drake	END	6-4	234	Fr-HS#	San Bernardino, Calif. (Carter HS)	
41	Dion Hunter	LB	6-2	241	Fr-HS	Rio Rancho, N.M. (Cleveland HS)	
41	Connor Witthoft	TE	6-3	225	Fr-HS#	Tucson, Ariz. (Salpointe Catholic HS)	
45	Josh Woisin	LB	5-10	216	Jr-2SQ-RS	Albuquerque, N.M. (La Cueva HS)	rhymes with "Poisin"
46	Brandon Shook	LB	6-2	220	Sr-2VL-RS	Simi Valley, Calif. (Westlake HS/College of the Canyons)	
47	Jared Long	P	6-1	185	Fr-HS	Albuquerque, N.M. (Del Notre HS)	
47	Caleb Marra	TE	6-4	208	Fr-HS#	Albuquerque, N.M. (La Cueva HS)	
48	Troy Sicaeros	LS	6-0	220	Fr-HS#	San Juan Capistrano, Calif. (JSerra Catholic HS)	
49	Elijah Lash	END	6-3	261	Fr-HS#	Walnut Creek, Calif. (Las Lomas HS)	
50	Teton Saltes	OL	6-6	322	Sr-3VL-RS	Albuquerque, N.M. (Valley HS)	TEE taan SALT ess
51	Bryce Santana	END	6-3	298	Fr-HS#	Los Lunas, N.M. (Los Lunas HS)	
52	Ian Shewell	END	6-3	233	Fr-HS#	Gilbert, Ariz. (Williams Field HS)	
54	Langston Murray	NT	6-2	304	Jr-2VL-RS	Logansport, La. (Logansport HS)	
55	Radson Jang	OL	6-1	234	Jr-1VL-1SQ-RS	Honolulu, Hi. (Army Prep/Kamehameha HS)	
55	Elmer Pauni	NT	6-3	297	Sr-1VL	West Valley, Utah (Mt. San Antonio JC/Granger HS)	POW knee
56	Austin Cook	OL	6-5	298	Sr-2VL	Fort Scott, Kan. (Butler Community College/Fort Scott HS)	
57	Keith Alvarado	NT	6-2	251	Fr-HS#	Albuquerque, N.M. (Sandia HS)	
58	Cody Moon	NT	6-2	196	Fr-HS#	Albuquerque, N.M. (Volcano Vista HS)	



2020 Numerical Roster

No.	Name	Pos.	Ht.	Wt.	Cl-Exp.	Hometown (Last School)	Pronunciation
64	Kyle Stapley	OL	6-3	298	Sr-2VL	Morgan, Utah (Snow College/Morgan HS)	STAPE lee
65	Justice Spates	OL	6-5	276	So-RS	Pacioma, Calif. (College of the Canyons/Chaminade HS)	
66	Jacob Jankoviak	OL	6-2	284	Sr-1VL#	Corona, Calif. (Fullerton JC/Centennial HS)	
67	Isaak Gutierrez	OL	6-2	311	So-JC	Chico, Calif. (Butte College/Eureka HS)	
68	Hayden Wilson	OL	6-5	288	Jr-2SQ-RS	Rio Rancho, N.M. (Cleveland HS)	
69	Anthony Panto	OL	6-5	205	Fr-HS#	Roswell, N.M. (Goddard HS)	
70	Brad Murphy	OL	6-3	275	Jr-1SQ-RS	San José, Calif. (CC of San Francisco/Valley Christian HS)	
71	Ben Davis	OL	6-3	293	Sr-TR	Elk Grove, Calif. (Minnesota/American River College/Elk Grove HS)	
72	Jer' Marques Bailey	OL	6-6	350	Fr-HS#	Humble, Texas (Atascocita HS)	JER mar KEZ
73	Cade Briggs	OL	6-3	286	So-1VL#	Las Vegas, Nev. (Bishop Gorman HS)	
74	Greg Brown II	OL	6-1	272	Fr-HS	Pearland, Texas (Shadow Creek HS)	
75	Leke Asenuga	OL	6-2	317	Fr-HS#	Richmond, Texas (George Bush HS)	le KAY ah she NEW gah
76	Vincent Santos	OL	6-4	312	Fr-HS#	Chula Vista, Calif. (Naval Prep/Eastlake HS)	
78	Louis Harden	NT	6-1	320	So-1SQ-RS	San Clemente, Calif. (San Clemente HS)	
79	Walter Baca	OL	6-1	261	Fr-HS#	Los Lunas, N.M. (Los Lunas HS)	
80	Ryan Cosper	WR	6-3	187	Fr-HS#	Albuquerque, N.M. (Hope Christian HS)	
81	Elijah Queen	WR	6-5	198	Fr-HS#	Carson, Calif. (Narbonne HS)	
82	Austin Erickson	WR	6-0	163	Fr-HS#	Albuquerque, N.M. (Manzano HS)	
83	Blake Wells	WR	5-11	189	Jr-RS	Clovis, Calif. (College of the Sequoia/Buchanan HS)	
84	Zion Hall	WR	6-0	175	Fr-HS#	Albuquerque, N.M. (Manzano HS)	
85	Kyle Jarvis	TE	6-4	231	Sr-1VL	Antioch, Calif. (Contra Costa College/Antioch HS)	
86	Kyle Hester	TE	6-4	237	Fr-RS	Gilbert, Ariz. (Highland HS)	
87	Andrew Erickson	WR	6-2	194	So-1SQ-RS	Albuquerque, N.M. (Manzano HS)	
88	Marcus Williams	TE	6-3	228	Sr-3VL#	Rio Rancho, N.M. (Cleveland HS)	
89	Connor Kinslow	TE	6-4	226	Fr-HS#	Flushear, Texas (Obra D. Tompkins HS)	
90	OJ Bartley	NT	6-2	277	Fr-HS#	Stockton, Calif. (Edison HS)	
91	Adam Gay	END	6-5	284	Sr-TR#	Albuquerque, N.M. (New Mexico Highlands/Volcano Vista HS)	
92	Omar Darame	END	6-3	273	Fr-RS	Arlington, Texas (Sam Houston HS)	dah RAH may
93	Quinton Thomas	DL	6-1	200	Fr-HS#	Albuquerque, N.M. (Cibola HS)	
94	Andrew Shelley	K	6-1	186	Jr-2VL-RS	Albuquerque, N.M. (Eldorado HS)	
94	Harshan Sachdeva	END	6-4	256	Fr-RS	Bakersfield, Calif. (Stockdale HS)	sack DEE vah
95	Jake Saltonstall	END	6-4	253	So-JC	Morgan Hill, Calif. (Foothill College/Live Oak HS)	
96	Tyson Dyer	P	6-2	212	Sr-2VL#	Queensland, Australia (Palomar College/Palm Beach Currumbin State HS)	
97	Justin Harris	END	6-6	270	Jr-1VL	Gonzalez, Louisiana (Hutchinson CC/Baylor/East Ascension HS)	
98	Joey Noble	END/LS	6-3	236	Sr-1VL#	Cerritos, Calif. (Fullerton JC/Los Alamitos HS)	
99	Donovan Murphree	K	6-2	183	So-1VL-RS	Ft. Collins, Colo. (Fossil Ridge HS)	
99	Ben Gansallo	NT	6-2	284	Sr-JC#	Missouri City, Texas (Blinn JC/Dulles HS)	

Coaching Staff

Head Coach: Danny Gonzales (New Mexico, 1998 — first year)

Offensive Coordinator/TEs: Derek Warehime (Tulsa, 2006)

Defensive Coordinator/LBs: Rocky Long (New Mexico, 1971)

Special Teams Coordinator: Jamie Christian (Central Washington, 1999)

Receivers: Brandon Blackmon (Tennessee State, 2008)

Defensive Line: Jerome Haywood (San Diego State, 2002)

Safeties: David Howes (New Mexico, 1997)

Offensive Line: Jason Lenzmeier (New Mexico, 2005)

Cornerbacks: Troy Reffett (UTEP, 1990)

Quarterbacks: Jordan Salkin (West Virginia, 2014)

Running Backs: Jordan Somerville (Arizona State, 2019)

Offensive Graduate Assistants: Matt Clark, Gray Curtis

Defensive Graduate Assistants: Joey Romero, Jake Rothschiller

Co-Director of Operations: Gavin Bevis

Co-Director of Operations: Jacob Grant

Asst. Director of Football & Recruiting: Ben Grant

Director of Athletic Performance: Jimmy Carson

Asst. Director of Athletic Performance: Nate Matos

Athletic Performance Graduate Assistant: Jordan Fiske

Equipment Director: Chris Schieder

Video Coordinator: John Lintner

Athletic Director: Eddie Nuñez

Assistant Athletics Director/Communications (Primary Contact): Frank Mercogliano

Game Day Coaching Positions

Offense		
Derek Warehime	OC/TE	Field
Jason Lenzmeier	OL	Field
Brandon Blackmon	WR	Field
Jamie Christian	ST/WR	Field
Matt Clark	GA	Field
Jordan Somerville	RB	Press Box
Jordan Salkin	QB	Press Box
Gray Curtis	GA	Press Box
Defense		
Rocky Long	DC/LB	Field
Troy Reffett	CB	Field
David Howes	S	Press Box
Jerome Haywood	DL	Press Box
Jake Rothschille	GA	Press Box
Joey Romero	GA	Press Box

**Alabama (1)**

Reco Hannah Wedowee

Arizona (5)Kyle Hester Gilbert
Ian Shewell Gilbert
Jace Taylor Lake Havasu
Jathan Washington Phoenix
Connor Witthoft Tucson**Arkansas (1)**

Tony Collier Little Rock

California (34)Ray Leutele Anaheim
Kyle Jarvis Antioch
Harshan Sachdeva Bakersfield
Nathaniel Jones Bellflower
Anselem Umeh Bellflower
Elijah Queen Carson
Joey Noble Cerritos
Bobby Cole Chatsworth
Isaak Gutierrez Chico
Blake Wells Clovis
Jacob Jankoviak Corona
Quinn Potts Compton
Daevon Vigilant Compton
Brandt Hughes Chico
Vincent Santos Chula Vista
Ben Davis Elk Grove
Darius McCray Fresno
Syaire Riley Inglewood
Antonio Hunt Lancaster
Tevaka Tuioti Long Beach
Jake Saltonstall Morgan Hill
Semaj Sims Oakland
Donte Martin Oxnard
Justice Spates Pacima
Kyler Drake San BernardinoNic Wilson San Bernardino
Louis Harden San Clemente
Devin Sanders San Diego
Brad Murphy San José
Troy Sicaeros San Juan Capistrano
Connor Genal Santa Fe Springs
Brandon Shook Simi Valley
OJ Bartley Stockton
Elijah Lash Walnut Creek**Colorado (2)**Jordan Kress Loveland
Donovan Murphee Fossil Ridge**Florida (4)**Matthew French Crestview
Shaddrick Lowery Dania Beach
Emmanuel Logan-Green Ft. Lauderdale
Letayveon Beaton St. Petersburg**Hawaii (1)**

Radson Jang Honolulu

Illinois (1)

Marquae Kirkendoll Chicago

Indiana (1)

Michael LoVett III Ft. Wayne

Kansas (1)

Austin Cook Fort Scott

Louisiana (4)Donald Jones Baton Rouge
Langston Murray Logansport
Justin Harris Lutcher
Chad Alexander New Orleans**Minnesota (1)**

Nico Bolden St. Paul

Mississippi (1)

Jerrick Reed II Olive Branch

Nevada (2)Cade Briggs Las Vegas
Tye Moore Las Vegas**New Mexico (27)**Keith Alvarado Albuquerque
Ben Bertram Albuquerque
Matthias Bertram Albuquerque
Ryan Cosper Albuquerque
Andrew Erickson Albuquerque
Austin Erickson Albuquerque
Adam Gay Albuquerque
Zion Hall Albuquerque
Zack Hoffman Albuquerque
Jared Long Albuquerque
Caleb Marra Albuquerque
Cody Moon Albuquerque
Teton Saltes Albuquerque
Andrew Shelley Albuquerque
Quinton Thomas Albuquerque
Josh Woisin Albuquerque
Jonah Leyva Carlsbad
Kameron Miller Las Cruces
George Steinkamp Los Alamos
Walter Baca Los Lunas
Bryce Santana Los Lunas
Isaiah Chavez Rio Rancho
Josh Foley Rio Rancho
Dion Hunter Rio Rancho
Marcus Williams Rio Rancho
Hayden Wilson Rio Rancho
Anthony Panto Roswell**Oklahoma (1)**

James Lewis Tulsa

Texas (14)Tavian Combs Amarillo
Omar Darame Arlington
Cedric Patterson III Crosby
Patrick Peek Ft. Worth
Connor Kinslow Flushear
Trae Hall Henderson
Kendal Taylor Houston
Jer'Marques Bailey Humble
Corey Hightower Huntsville
Ben Gansallo Missouri City
Greg Brown II Pearland
Bobby Wooden Pearland
Leke Asenuga Richmond
Bryson Carroll San Antonio**Utah (2)**Kyle Stapley Morgan
Elmer Pauni West Valley**Australia (1)**

Tyson Dyer Queensland



2020 Primary Two-Deep & Flash Stats

OFFENSE

Pos.	#	Player	Ht.	Wt.	Cl.-Ex.	Hometown (Last School)	2020 Stats
WR-X	87	Andrew Erickson	6-0	163	Fr-2RS	Albuquerque, N.M. (Manzano HS)	5 catches, 99 yards, 1 TD, long of 46
	11	Cedric Patterson III	5-11	180	So-1L-RS	Crosby, Texas (Crosby HS)	1 catch, 39 yards, 1 TD, long of 39
	3	Jace Taylor	6-5	195	Fr-HS#	Lake Havasu, Ariz. (Lake Havasu HS)	No stats
LT	73	Cade Briggs	6-3	286	So-1L#	Las Vegas, Nev. (Bishop Gorman HS)	2 starts, 2 games played
	72	Jer' Marques Bailey	6-6	350	Fr-HS#	Humble, Texas (Atascocita HS)	Has not played
LG	56	Austin Cook	6-5	298	Sr-2L	Fort Scott, Kan. (Butler CC/Fort Scott HS)	2 starts, 2 games played
	75	Leke Asenuga	6-2	317	Fr-HS#	Houston, Texas (George Bush HS)	1 game played
C	64	Kyle Stapley	6-3	298	Sr-2L	Morgan, Utah (Snow College/Morgan HS)	2 starts, 2 games played
	70	Brad Murphy	6-3	275	Jr-1SQ-RS	San José, Calif. (CC of San Francisco/Valley Christian HS)	Has not played
RG	67	Isaak Gutierrez	6-2	311	So-JC	Eureka, Calif. (Butte College/Eureka HS)	2 starts, 2 games played
	71	Ben Davis	6-3	293	Sr-TR	Elk Grove, Calif. (Minnesota/American River College/Elk Grove HS)	2 games played
RT	50	Teton Saltes	6-6	322	Sr-3L-RS	Albuquerque, N.M. (Valley HS)	2 starts, 2 games played
	71	Ben Davis	6-3	293	Sr-TR	Elk Grove, Calif. (Minnesota/American River College/Elk Grove HS)	2 games played
TE	88	Marcus Williams	6-3	228	Sr-2L#	Rio Rancho, N.M. (Cleveland HS)	2 catches, 41 yards, long of 21 yards
	85	Kyle Jarvis	6-4	241	Sr-1L	Antioch, Calif. (Contra Costa College/Antioch HS)	2 catches, 28 yards, long of 14
	89	Connor Kinslow	6-4	226	Fr-HS#	Flushear, Texas (Obra D. Tomkins HS)	No stats
WR-H	17	Emmanuel Logan-Greene	5-8	160	Sr-1L#	Ft. Lauderdale, Fla. (Iowa Central/UCF/IMG Academy/Coconut Creek HS)	13 catches, 99 yards, long of 21, 4 rushes, 12 yards, long of 8
	4	Bobby Wooden	5-11	185	Fr-HS#	Pearland, Texas (Dawson HS)	No stats
WR-Z	9	Jordan Kress	6-0	193	Sr-1L#	Loveland, Colo. (Butte JC/Mountain View HS)	6 catches, 120 yards, long of 52 yards, 2 TD, 2 rushes, 9 yards, long of 5
	81	Elijah Queen	6-5	198	Fr-HS#	Carson, Calif. (Narbonne HS)	No stats
	7	Anselem Umeh	5-11	175	Sr-3L-RS	Bellflower, Calif. (St. John Bosco HS)	No stats
QB	10	Trae Hall	6-2	188	So-1L-RS	Henderson, Texas (Henderson HS)	2-6-1, 39 yards, long of 20, 2 rushes, -8 yards, long of 0
	16	Connor Genal	6-5	213	Fr-RS	Santa Fe Springs, Calif. (St. Paul HS)	Has not played
	13	Isaiah Chavez	6-0	191	Fr-HS#	Rio Rancho, N.M. (Rio Rancho HS)	Has not played
RB	34	Bobby Cole	5-9	211	Jr-1L-1SQ-RS	Chatsworth, Calif. (Sierra Canyon HS)	22 carries, 136 yards, long of 30
	25	Nathaniel Jones	5-11	203	Fr-HS#	Bellflower, Calif. (St. John Bosco HS)	13 carries, 96 yards, 1 TD, long of 41
	6	Bryson Carroll	5-7	195	Jr-1L-1SQ-RS	San Antonio, Texas (Roosevelt HS)	10 carries, 18 yards, long of 8, 6 catches, 74 yards, long of 19
	5	Daevon Vigilant	5-9	181	Jr-2L-2RS	Downey, Calif. (Downey HS)	6 rushes, 25 yards, long of 9, 3 catches, 9 yards, long of 9

DEFENSE

Pos.	#	Player	Ht.	Wt.	Cl.-Ex.	Hometown (Last School)	2020 Stats
LE	95	Jake Saltonstall	6-4	253	So-JC	Morgan Hills, Calif. (Foothill College/Live Oak HS)	2 tackles, 1.0 sacks for 9 yards, 1.0 TFLs for 9 yards
	92	Omar Darame	6-3	273	Fr-RS	Arlington, Texas (Sam Houston HS)	3 tackles, 1.0 TFLs for 1 yard
NT	55	Elmer Pauni	6-3	297	Sr-1L	West Valley, Utah (Mt. San Jacinto JC/Granger HS)	5 tackles
	17	Ben Bertram	6-2	250	So-1SQ-RS	Albuquerque, N.M. (Sandia HS)	1 tackle, 1.0 TFLs for 5 yards, 1.0 sacks for 5 yards
	91	Adam Gay	6-5	284	Sr-TR#	Albuquerque, N.M. (N.M. Highlands/Volcano Vista HS)	No stats
RE	98	Joey Noble	6-3	236	Sr-1L#	Cerritos, Calif. (Fullerton JC/Los Alamitos HS)	3 tackles
	52	Ian Shewell	6-3	233	Fr-HS#	Gilbert, Ariz. (Williams Field HS)	3 tackles, 1 FR for 0 yards
LLB	19	Devin Sanders	6-2	233	Jr-1L	San Diego, Calif. (San Diego Mesa CC/Mira Mesa HS)	13 tackles, 1 PBU, 1 QBH
	23	Reco Hannah	6-2	218	Sr-1L	Wedowee, Ala. (Highland CC/Randolph County HS)	3 tackles
MLB	46	Brandon Shook	6-2	220	Sr-2L-RS	Simi Valley, Calif. (Westlake HS/College of the Canyons)	10 tackles, 1 PBU
	41	Dion Hunter	6-2	241	Fr-HS#	Rio Rancho, N.M. (Cleveland HS)	5 tackles
	30	Ray Leutele	5-11	217	Fr-HS#	Anaheim, Calif. (Mater Dei HS)	No stats
RLB	11	Kameron Miller	6-3	203	Sr-3L-RS	Las Cruces, N.M. (Las Cruces HS)	5 tackles
	36	Syair Riley	6-0	249	Fr-HS#	Inglewood, Calif. (Palisades HS)	1 tackle
LCB	2	Tony Collier	5-11	170	Jr-JC	Little Rock, Ark. (College of the Canyons/North Little Rock HS)	7 tackles
	12	Antonio Hunt	5-10	155	So-RS	Lancaster, Calif. (College of the Canyons/Valley HS)	5 tackles, 1 PBU
	26	Nic Wilson	5-10	178	So-1SQ-RS	San Bernardino, Calif. (Cajon HS)	7 tackles
LWOLF	9	Jerrick Reed II	5-10	192	Jr-1L#	Olive Branch, Miss. (MW Mississippi CC/Olive Branch HS)	10 tackles, 1.0 TFLs for 1 yard, 2 INT for 28 yards
	4	Shaddrick Lowery, Jr.	5-9	198	Jr-1L#	Dania Beach, Fla. (College of the Canyons/American Heritage HS)	Has not played
LOBO	13	Nico Bolden	6-3	207	So-1L-RS	Woodbury, Minn. (Woodbury HS)	6 tackles, 1.0 TFLs for 4 yards
	16	Tavian Combs	6-2	190	Fr-HS#	Amarillo, Texas (Randall HS)	17 tackles
	31	Matthias Bertram	6-1	181	Fr-HS#	Albuquerque, N.M. (Sandia HS)	Has not played
RWOLF	3	Patrick Peek	5-11	212	Sr-1VL-RS	Ft. Worth, Texas (Trinity Valley JC/Aledo HS)	8 tackles, 1 PBU
	15	Letayveon Beaton	5-9	187	Sr-1L	St. Petersburg, Fla. (Hutchinson CC/Boca Ciega HS)	5 tackles, 1 PBU
RCB	8	Donte Martin	5-9	167	Fr-RS	Oxnard, Calif. (Rio Mesa HS)	Has not played
-or-	14	Michael LoVett III	6-0	185	Jr-JC	Ft. Wayne, Ind. (Garden City CC/Cabrillo HS)	5 tackles
	25	Marquae Kirkendoll	6-0	177	Fr-RS	Chicago, Ill. (Simeon HS)	No stats

SPECIAL TEAMS

Pos.	#	Player	Ht.	Wt.	Cl.-Ex.	Hometown (Last School)	2020 Stats
FGs	35	George Steinkamp	6-2	190	Jr-HS	Los Alamos, N.M. (Los Alamos)	4-6 FG (46WR, 26G, 49G, 46WL, 24G, 42G), 6-6 XP, 18 pts
	94	Andrew Shelley	6-1	185	So-1L-RS	Albuquerque, N.M. (Eldorado HS)	No stats
KOs	99	Donovan Murphree	6-2	183	So-1L-RS	Ft. Collins, Colo. (Fossil Ridge HS)	11 KOs, 672 yards, 61.1 avg., 5 TBs
	35	George Steinkamp	6-2	190	Jr-HS	Los Alamos, N.M. (Los Alamos)	Has not kicked off
P	6	Tyson Dyer	6-2	198	Jr-1L#	Queensland, Australia (Palomar College/Palm Beach Currumbin State HS)	10 punts, 452 yards, 45.2 avg, 44.3 net, 5 FC, 7 I20, 3 50+
	47	Jared Long	6-1	185	Fr-HS#	Albuquerque, N.M. (Del Norte HS)	Has not played
DS	48	Troy Sicaeros	6-0	220	Fr-HS#	San Juan Capistrano, Calif. (J Serra Catholic HS)	2 start, 2 game played
	98	Joey Noble	6-3	236	Sr-1L#	Cerritos, Calif. (Fullerton JC/Los Alamitos HS)	Has not snapped
Hold	96	Tyson Dyer	6-2	198	Jr-1L#	Queensland, Australia (Palomar College/Palm Beach Currumbin State HS)	2 start, 2 game played
	47	Jared Long	6-1	185	Fr-HS#	Albuquerque, N.M. (Del Norte HS)	Has not held
KOR	6	Bryson Carroll	5-7	182	Jr-1L-1SQ-RS	San Antonio, Texas (Roosevelt HS)	6 returns, 101 yards, 18.5 avg, long of 35
	14	Michael LoVett III	6-0	185	Jr-JC	Ft. Wayne, Ind. (Garden City CC/Cabrillo HS)	1 return, 25 yards, 25.0 avg, long of 25
	5	Daevon Vigilant	5-9	181	Jr-2L-2RS	Downey, Calif. (Downey HS)	No returns
	21	Chad Alexander	5-6	192	Fr-RS	New Orleans, La. (Landry-Walker HS)	1 return, 12 yards, 12.0 avg, long of 12
PR	17	Emmanuel Logan-Greene	5-8	160	Sr-1L#	Ft. Lauderdale, Fla. (Iowa Central/UCF/IMG Academy/Coconut Creek HS)	2 returns, 8 yards, 4.0 avg., long of 9, 4 fair catches
	12	Antonio Hunt	5-10	155	So-RS	Lancaster, Calif. (College of the Canyons/Valley HS)	No returns
	7	Anselem Umeh	5-11	175	Sr-3L-RS	Bellflower, Calif. (St. John Bosco HS)	No returns

#denotes has redshirt available

Lobo Radio Network

Every New Mexico football game is broadcast over the Lobo Radio Network. 770 Kkob-AM in Albuquerque is the flagship. Robert Portnoy is in his seventh season of play-by-play broadcasting with The University of New Mexico. The Lobo Radio Network:

Albuquerque	KKOB-AM	770 AM
Albuquerque	KKOB FM Simulcast	94.5 FM
Aztec	KLJH-FM	96.1 FM
Bloomfield	KLJH-2	107.1FM
Carlsbad	KATK-AM	740 AM
Farmington	KLJH-FM	107.1 FM
Farmington	KLJH-FM	96.1 FM
Farmington	KLJH-1	107.1 FM
Gallup	KYVA-AM	1230 AM
Gallup	KYVA-AM	94.9 FM
Grants	KMIN-AM	980 AM
Hobbs	KWMW-FM	105.1 FM
Las Vegas	KBQL-FM	92.7 FM
Mancos, CO	KLJH-FM	107.9 FM
Pagosa Springs, CO	KLJH-FM	98.3 FM
Santa Fe	KVSF-AM	1400 AM
Ruidoso	KWMW-FM	99.1 FM
Ruidoso	KRUI-AM	1490 AM
Socorro	KYRN-FM	102.1 FM
Window Rock, AZ	KLJH-FM	92.3 FM

Roster Breakdown

2020 LETTERMEN/SQUAD RETURNING (50)

Offense (23): QB (3) Trae Hall*, Brandt Hughes, Tekava Tuioti**
RB (4) Chad Alexander, Bryson Carroll**, Bobby Cole**, Daevon Vigilant**;
WR (5) Jordan Kress*, Jonah Leyva**, Emmanuel Logan-Greene*, Cedric Patterson III*, Anselem Umeh***;
TE (2) Kyle Jarvis*, Marcus Williams***;
OL (9) Cade Briggs*, Austin Cook**, Louis Harden*, Radson Jang**, Jacob Jankoviak*, Brad Murphy*, Teton Saltes***, Kyle Stapley**, Hayden Wilson**

Defense (24): DL (7) Ben Bertram*, Omar Darame*, Ben Gansallo*, Justin Harris*, Langston Murray**, Joey Noble*, Elmer Pauni*;
LB (6) Matthew French**, Reco Hannah*, James Lewis*, Devin Sanders*, Brandon Shook**, Josh Woisin**;
S (6) Letayveon Beaton*, Nico Bolden**, Corey Hightower***, Shadrack Lowery*, Kameron Miller***, Patrick Peek*, Jerrick Reed II*;
CB (5) Tony Collier*, Antonio Hunt*, Michael LoVett III*, Donte Martin*, Nic Wilson*

Specialists (3): Tyson Dyer**, Donovan Murphree*, Andrew Shelley**;

STARTERS RETURNING (12)

Offense (7): QB Tevaka Tuioti, OL Kyle Stapley, OL Teton Saltes, TE Marcus Williams, WR Jordan Kress, WR Anselem Umeh, WR Emmanuel Logan-Greene

Defense (3): CB Donte Martin, S Letayveon Beaton, S Jerrick Reed II

Specialists (2): K Andrew Shelley, P Tyson Dyer,

STARTERS LOST (11)

Offense (4): RB Ahmari Davis, OL Javon Mosely, OL Chris Estrella, OL David Zavala

Defense (8): DL Trent Sellers, DL Erin Austin, DL Nahje Flowers, LB Alex Hart, LB Jacobi Hearn, LB Alexander "Moana" Vainikolo, CB De'John Rogers, S Johnny Hernandez

Specialists (1): LS Jared EnRico

REDSHIRTS WHO HAVE NOT PLAYED THAT RETURN (8)

Offense (5): QB (1) Conor Genal WR (3) Andrew Erickson, Tye Moore, Blake Wells OL (1) Justice Spates

Defense (3): DL (1) Harshan Sachdeva; S (1) Marquae Kirkendoll; CB (1) Nic Wilson

Specialists (0):

*denotes played/on team during the season and didn't redshirt
italics denotes played in 2019 but earned a redshirt/medical redshirt

The Opening List

This Saturday the New Mexico Lobos (#Roadbos) will "host" Nevada at UNM's home-away-from-home, Sam Boyd Stadium. If you were rating this game on a scale of 0-14, which is the scientific pH scale, you would rate this a 7, which is considered neutral. While UNM is the host school for the game and will be the home team on the scoreboard, it officially will be considered a neutral-site game. For UNM, it will be the 15th neutral-site game in school history, and it will be the fourth one of those in Sin City, making Sam Boyd Stadium the most used neutral-site venue for UNM. Overall UNM is just 4-9-1 in neutral games, and those previous 14 games mean get some lukewarm soup, put on your brown sweater and praise the power of the photon for a very neutral Opening List.

Date	Opponent	Site	Score
10/10/2016	Air Force	Dallas, Texas	W 45-40
12/30/2004	Navy	San Francisco, Calif.	L 19-34
12/24/2003	Oregon St.	Las Vegas, Nev.	L 14-55
12/25/2002	UCLA	Las Vegas, Nev.	L 13-27
12/27/2002	Arizona	Tucson, Ariz.	L 14-20
12/6/1997	Colorado St.	Las Vegas, Nev.	L 13-41
12/9/1961	W. Michigan	Dayton, Ohio	W 28-12
11/21/1959	Air Force	Denver, Colo.	W 28-27
11/23/1957	Air Force	Denver, Colo.	L 0-31
1/1/1947	Montana St.	San Diego, Calif.	T 13-13
1/1/1946	Denver	El Paso, Texas	W 34-24
1/1/1944	Southwestern	El Paso, Texas	L 0-7
10/26/1940	Colorado St.	Denver, Colo.	L 6-7
1/1/1939	Utah	El Paso, Texas	L 0-26

Back-to-Back 400s

After picking up 443 yards at San Jose State in the season opener on the road, UNM bested that with a 499-yard night at Hawai'i. UNM's 21 points and 443 yards against San Jose State is the most in either category against the Spartans this season.

For UNM, despite some of the prolific rushing offenses that UNM had in the mid 2010s, the back-to-back 400+ yard games of total offense on the road was a rare occurrence. The last time UNM had back-to-back road games of 400 yards or more of total offense, you have to go all the way back to the 2013 season. That year, UNM posted 436 yards on October 12 at Wyoming and then three weeks later in the next road game had 423 yards at San Diego State on November 2.

Here are the top 11 road yardage games for UNM, going back to the 2003 season.

10/25/2003	at Utah	633	W 47-35
9/6/2003	at Texas Tech	584	L 28-42
10/22/2005	at San Diego State	534	W 47-24
10/6/2018	at UNLV	502	W 50-14
11/7/2020	at Hawai'i	499	L 33-39
9/20/2014	at New Mexico State	499	W 38-35
9/7/2013	at UTEP	483	W 42-35 (OT)
9/17/2016	at Rutgers	462	L 28-37
10/13/2012	at Hawai'i	457	W 35-23
9/23/2017	at Tulsa	446	W 16-13
10/31/2020	at San Jose State	443	L 21-38
10/20/2012	at Air Force	443	L 23-28

UNM has 942 yards in those last two back-to-back road games. It's the most total yards in back-to-back road games since 2003, when UNM had 633 yards at Utah and then followed that up nearly a month later in its next road game at Wyoming, gaining 413 yards for a total of 1,046 yards.

Hotel Keys Look Like Credit Cards

Hotel keys these days aren't keys but credit card looking things that act like fobs to open doors. Lobo football players are getting a nice little collection of them this season, and while they probably won't get extra credit in art class for a cool diorama of those key cards, let's face it, they probably should.

Prior to the game with Nevada, UNM spent a second week at the Hilton Lake Las Vegas, and UNM will stay there again for a third week to prepare to face Air Force on November 20. UNM is taking it week-by-week (as we all do in reality).

While UNM now won't play all seven games on the road, all seven could be played outside of its home state if the last two December home games are also moved. When was the last time a team has played at least a seven-game schedule with no home games and no games in its home state?

Well, the answers are nearly 100 years apart. In 2005 due to Hurricane Katrina, the Tulane Green Wave couldn't play in New Orleans,

NEW MEXICO VS. NEVADA STAT COMPARISON

UNM	Category	NEV
27.0	Points Per Game For	36.0
38.5	Points Per Game Against	20.7
47	First Downs	74
78	Rushing Attempts	82
428	Rushing Yards	344
5.5	Average Per Rush	4.2
214.0	Average Per Game	114.7
2	Rushing TDs	4
39-72-2	Passing (Comp-Att-Int)	97-133-0
57.1	Completion Pct	72.9
514	Passing Yards	1191
257.0	Average Per Game	397.0
4	TD Passes	9
942	Total Offense	1535
6.3	Avg. Per Play	7.1
471.0	Avg Per Game	511.7
2-0	Fumbles-Lost	3-2
+0.50	Turnover margin/game	-0.33
10-44.3	Punts-Net Avg	9-46.6
9/29 (31%)	Third Down Conversion	17/39 (44%)
2/4 (50%)	Fourth Down Conversion	4/6 (67%)
30:24	Average time of possession	33:06
2-14	Sacks-Yards	6-44

Lobos in the NCAA

Stat	Rank	Value
Total Offense	22	471.0
Rushing Offense	24	214.0
Passing Offense	41	257.0
Team Passing Efficiency	81	126.91
Scoring Offense	T-78	27.0
Total Defense	121	541.0
Rushing Defense	8	95.5
Passing Yards Allowed	123	445.5
Team Passing Efficiency Defense	120	181.23
Scoring Defense	109	38.5
Turnover Margin	T-43	0.50
3rd Down Conversion Pct	110	0.310
4th Down Conversion Pct	T-68	0.500
3rd Down Conversion Pct Defense	86	0.433
4th Down Conversion Pct Defense	T-80	0.667
Red Zone Offense	T-1	1.000
Red Zone Defense	T-107	1.000
Net Punting	8	44.30
Punt Returns	T-78	4.00
Kickoff Returns	T-91	17.50
First Downs Offense	97	47
First Downs Defense	25	46
Fewest Penalties Per Game	T-40	5.50
Fewest Penalty Yards Per Game	T-44	48.50
Time of Possession (123 teams ranked)	58	30:24

Individual Leaders

Stat	Player	Value
All Purpose Yardage	Bryson Carroll	193
FGM	George Steinkamp	4
Interceptions	Jerrick Reed II	2
Passing Efficiency	Tevaka Tuioti	133.48
Points	George Steinkamp	18
Punting Avg	Tyson Dyer	181.2
Punt Return Yds	Emmanuel Logan-Greene	8
Receptions	Emmanuel Logan-Greene	13
Receiving Yards	Jordan Kress	120
Rushing Net Yards	Tevaka Tuioti	140
Sacks	Ben Bertram	1.0
Tackles	Tavian Combs	17
Total Offense	Tevaka Tuioti	615

Season Honors

Tyson Dyer - P

Ray Guy Preseason Watch List
Ray Guy's Ray's 4 (San José State game)

Bryson Carroll - RB

Earl Campbell Tyler Rose Award Watch List

Teton Saltes - T

Wuerffel Trophy Watch List
Outland Trophy Watch List
Allstate AFCA Good Works Team

Kyle Stapley - C

Rimington Preseason Watch List

and they had their six home games moved to, in order, Shreveport (Mississippi State), Baton Rouge (SE Louisiana), Lafayette (Houston), Ruston (UTEP), Mobile, Ala. (Marshall) and Monroe (Tulsa). Those all counted as home games for the Green Wave however and five of those were still home games in Louisiana, and they were at worst, neutral games although Tulane sold tickets and received ticket revenue.

The other answer is in Clemson in 1914. That year the Tigers went 5-3-1, playing nine true road games, although three were in the state of South Carolina (at Furman, at South Carolina and at The Citadel).

So it was 106 years ago that a team played an entire schedule of at least seven games all on the road, but no team to this point has ever played that large a schedule completely outside of its own state, as New Mexico might very well do. #Roadbros indeed.

Uni-Watching

New Mexico pulled a fast one, wearing its traditional silver pants for the first time since September 18, 2015 when UNM wore their silver pants (along with silver helmets and red jerseys) in a road game at Arizona State, a 34-10.

UNM had been mostly wearing white pants at that time, but didn't want to wear them on a grass field so it wore the silver pants. Since that game UNM wore either red pants or white pants.

Bring Us All The Rookies

One game after starting three true freshmen against San Jose State, the Lobos started two true freshmen, this time just on defense. Along with Tavian Combs, Dion Hunter earned his first start in place of Brandon Shook at middle linebacker.

True freshmen continue to make an impact for UNM. Ian Shewell recovered UNM's first forced fumble of the season, and running back Nathaniel Jones, who was making his collegiate debut on Saturday, tied for the team lead with 96 yards rushing and he added a rushing touchdown

Overall, UNM has now played 13 true freshman: Tavian Combs (S), Elijah Queen (WR), Bobby Wooden (WR), Jace Taylor (WR), Conner Kinslow (TE), Ray Leutele (LB), Syaire Riley (LB), Dion Hunter (LB), Ian Shewell (DE), Troy Sicaeros (LS), Nathaniel Jones (RB), Leke Asenuga (OL) and Greg Brown II (OL).

Always Look on the Bright Side of Life

UNM's defense currently ranks 121st out of 123 teams in the FBS in total yards, but the following note is brought to you by Professor Positive. Professor Positive is a very happy, upbeat entity that enjoys looking at the bright side of things. While UNM ranks low nationally in several defensive categories, the Lobos have been stellar this season at stopping the run.

Opponents are averaging just 95.5 yards per game on the ground, a total that is second in the Mountain West and eighth nationally. UNM ranks better in rushing defense than other traditional stout run-stopping schools such as Texas A&M, Alabama, Army, San Diego State and Clemson.

It Had Been A While

New Mexico led Hawai'i 20-14 at the half after a late interception thwarted a Rainbow Warrior drive. It marked two firsts that UNM is glad to be done with. The Lobos obviously had a lead in the third quarter, and in the fourth quarter, marking the first time that UNM had a lead in either the third quarter or the fourth quarter since September 21, 2019 when UNM defeated New Mexico State 55-52.

It also was UNM's first halftime lead against an FBS team since UNM lead San Diego State 10-7 on November 3, 2018 in a game that UNM would eventually lose 31-23.

Speaking of San Diego State...

New Mexico won the turnover battle 3-1, but lost the game 39-33, and that hasn't happened much for UNM. New Mexico is actually just 1-3 the last four times it has won the turnover battle. That followed a string of 14 straight wins when winning the turnover battle, a winning streak that dated back to the 2014 season when UNM lost to San Diego State 24-14 despite getting four takeaways in the fourth quarter, with all four coming in a six play span, including three straight plays.

Albuquerque in the House

We think we've mentioned this once or twice, but Danny Gonzales is an Albuquerque native (he's so much of a native that on a Zoom press conference a week or so ago he sang the radio commercial theme for the Albuquerque Dukes). Against Hawai'i, UNM pulled off a fun trick as 25% of the starting lineup were New Mexico student-athletes (six of 24).

Turnover Table

2019	Takeaways	Pts.	Giveaways	Pts.
SHSU	1	3	0	0
at UND	0	0	4	28
NMSU	1	7	1	7
at LIB	1	0	2	0
at SJSU	1	0	6	16
CSU	2	8	3	7
at WYO	0	0	1	7
HAW	1	7	2	7
at NEV	0	0	0	0
at BSU	2	0	2	7
AFA	1	3	1	7
USU	1	6	4	14
Total	11	34	26	100

UNM Turnover Margin: -15

UNM TO Scoring Margin: -66 (UNM 6-of-11, Opp 16-of-24)

2020	Takeaways	Pts.	Giveaways	Pts.
at CSU	-	-	-	-
SJSU	0	0	1	7
at HAW	3	10	1	0
NEV				
at AF				
at USU				
WYO				
FS				
Total	3	10	2	7

UNM Turnover Margin: +1

UNM TO Scoring Margin: +3 (UNM 2-of-3, Opp 1-of-2)

Associated Press Poll (11/8/2020)

Pl.	Team (First-place votes)	Record	Pts.	Prev.
1	Alabama (59)	1,547	2	6-0
2	Notre Dame (2)	1,464	4	7-0
3	Ohio State (1)	1,449	3	3-0
4	Clemson	1,355	1	7-1
5	Texas A&M	1,223	7	5-1
6	Florida	1,213	8	4-1
7	Cincinnati	1,208	6	6-0
8	BYU	1,101	9	8-0
9	Miami (Fla.)	958	11	6-1
10	Indiana	956	13	3-0
11	Oregon	948	12	1-0
12	Georgia	861	5	4-2
13	Wisconsin	852	10	1-0
14	Oklahoma State	762	14	5-1
15	Coastal Carolina	551	15	7-0
16	Marshall	534	16	6-0
17	Iowa State	491	17	5-2
18	Oklahoma	467	19	5-2
19	SMU	456	18	7-1
20	Southern Cal.	395	20	1-0
21	Texas	265	22	5-2
22	Liberty	260	25	7-0
23	Northwestern	250	NR	3-0
24	Auburn	184	24	4-2
25	Louisiana	118	NR	6-1

Others receiving votes: North Carolina 85, Army 54, Tulsa 47, Utah 33, Washington 21, Arizona State 11, Purdue 8, Wake Forest 6, **Boise State 5**, Appalachian State 5, California 3, Maryland 3, Nevada 1

Amway/USA Today Coaches Poll (11/8/2020)

Pl.	Team (First-place votes)	Record	Pts.	Prev.
1	Alabama (55)	6-0	1542	2
2	Notre Dame (4)	7-0	1461	4
3	Ohio State (3)	3-0	1443	3
4	Clemson	7-1	1340	1
5	Florida	4-1	1230	8
6	Texas A&M	5-1	1229	7
7	Cincinnati	6-0	1172	6
8	Brigham Young	8-0	1112	9
9	Miami	6-1	995	10
10	Indiana	3-0	901	13
11	Georgia	4-2	840	5
12	Oregon	1-0	828	14
13	Oklahoma State	5-1	823	12
14	Wisconsin	1-0	778	11
15	Marshall	6-0	534	15
16	Iowa State	5-2	530	17
17	Coastal Carolina	7-0	495	16
18	Oklahoma	5-2	476	19
19	Southern Methodist	7-1	448	18
20	Southern California	1-0	334	20
21	Auburn	4-2	305	21
22	Liberty	7-0	234	NR
23	Northwestern	3-0	218	NR
24	Texas	5-2	187	NR
25	Army	6-1	181	22

Others receiving votes: North Carolina 174; UL Lafayette 81; Utah 45; Purdue 43; Appalachian State 25; Arkansas 23; Missouri 18; Wake Forest 15; Boston College 15; Memphis 12; Kentucky 12; Tulsa 11; Maryland 10; Tennessee 6; **Nevada 5**; Michigan 5; **San Jose State 4**; Kansas State 4; **Boise State 4**; Virginia Tech 2

Andrew Erickson, Teton Saltes and Marcus Williams all are from Albuquerque/Rio Rancho and started on offense, Kameron Miller from Las Cruces started on defense along with Dion Hunter from Rio Rancho, and George Steinkamp of Los Alamos started at kicker.

I Mean it is Sort of Fitting He has the Same Name as a Mountain Range

The Teton Mountains are a 40-mile range located in Wyoming (but let's face it, the best view is from Eastern Idaho). The mountains are big, rugged and tower over the landscape at 13,775 feet at their peak. The exact same sentence really could be stated about UNM's mountain of a man, Teton Saltes.

Saltes, who is entering his senior season, has 26 consecutive starts at tackle (he is tied for the team lead in that category) and Saturday will be his 31st game at tackle for UNM. Saltes has been one of UNM's most honored players in the preseason.

Saltes was selected to the Outland Trophy Watch List for lineman, one of 32 tackles in the nation to make the list. The list also includes, 21 offensive guards, 17 defensive tackles and 15 centers.

The recipient of the 75th Outland Trophy will be announced in early December. The official presentation to the winner will be made in Omaha, Neb., at the Outland Trophy Awards Dinner sponsored by Werner Enterprises and produced by the Greater Omaha Sports Committee, scheduled for Jan. 13, 2021.

The preseason honor is one of several garnered by the senior from Valley High School in Albuquerque. Saltes, who was also a semifinalist for the Wuerffel Trophy for community service last season, was honored over the summer as a Lobo Hero for his work on the front lines of the COVID-19 crisis, working with his native Oglala Lakota tribe to distribute needed supplies to those on his home reservation, which was hit particularly hard. Saltes also has worked in and is passionate about suicide prevention, about children's reading, and he has served with the Save The Children Action Network as an advocate for children, speaking in Washington in 2019.

Saltes was also on the initial watch list for the Wuerffel Trophy again in 2020, and he one of 22 student-athletes selected to the Allstate AFCA Good Works Team, and he was the only non-Power 5 conference player honored.

Can He Pick Out the Mike Backer if he Isn't Mooing?

Teton Saltes' 26 straight starts is tied for the most consecutive starts with center Kyle Stapley, who is for the second straight season on the Preseason Rimington Trophy Watch List. Stapley, who graded out as one of the top centers in the Mountain West according to PFF, will start his 27th straight game on Saturday.

Stapley, who grew up in Utah on a dairy farm, had a unique workout routine during the original lock-down and quarantine in Utah, lifting hay bales, dragging tractors and doing pull-ups on various tractors. However, he made the most waves on social media by lining up dairy cows as a make-shift defense, calling out various protections and snapping the ball to his father.

Receiving Praise

So far the Lobo receiving corps, despite having three true freshmen in the lineup. Overall, Lobo QBs have a 142.6 QB rating when targeting a Lobo receiver, going 26-for-46 for 362 yards and four touchdowns with two interceptions. Leading the way was catches is Emmanuel Logan-Greene, who has 13 catches. QBs are 13-for-19 when targeting him.

He Had a Reed on It

Jerrick Reed II picked off two passes on Saturday night, becoming the first Lobo to have two interceptions in a game since freshman Marcus Hayes did it against New Mexico State in 2018, a game in which UNM picked off five passes and set a record for interception return yardage in a game. No Lobo in 2019 had more than one interception, and Reed himself is halfway to UNM's team total of 2019 of four.

They Are Both Dressed to the Nines ... Obviously

New Mexico has several double numbers (especially since no player wears 0 or 1). One of those double numbers is 9, worn by Jerrick Reed II and Jordan Kress, and in Honolulu, a weird statistical anomaly reared its head, and its pretty cool. Jerrick Reed intercepted a pass (actually two) against Hawai'i, and Jordan Kress scored two touchdowns. The only other game that Jerrick Reed II intercepted a pass was against New Mexico State last year, and that game was the only other game in which Jordan Kress had two touchdown catches.

Not Dyer Straits in the Punting Game

Tyson Dyer kept his career average right where it was, at 45.1 after his four punts on Saturday. Here are the active top-10 punters in the FBS.

Rank	Player	Div	CL	Pos	G	Punt	Yds	Avg
1	Ryan Stonehouse, Colorado State	FBS	Sr.	P	39	170	7,968	46.9
2	Max Duffy, Kentucky	FBS	Sr.	P	31	137	6,340	46.3
3	Jake Camarda, Georgia	FBS	Jr.	P	34	128	5,849	45.7
4	Tyson Dyer, New Mexico	FBS	Sr.	P	26	143	6,448	45.1
5	Michael Turk, Arizona State	FBS	Jr.	P	25	139	6,202	44.6
6	Pressley Harvin III, Georgia Tech	FBS	So.	P	42	201	8,953	44.5
7	Zach Von Rosenberg, LSU	FBS	Sr.	P	42	156	6,926	44.4
8	Will Hart, Michigan	FBS	Sr.	P	33	112	4,917	43.9
9	Oscar Bradburn, Virginia Tech	FBS	Sr.	P	45	211	9,240	43.8
10	Adam Williams, Memphis	FBS	Jr.	P	34	123	5,381	43.7

Dyer was the Ray Guy National Punter of the Week after the San Jose State game, and with his 45.8 yard average against Hawai'i, he has averaged at least 43.3 yards per punt in a game in 14 of his last 15 games and this season he has pinned seven of 11 punts inside the 20.

Career Starts

OFFENSE

QB's	'16	'17	'18	'19	'20	Total
8 Tevaka Tuioti	1	3	7	2		13
10 Trae Hall			1	0		1
12 Brandt Hughes			1			1

RB's	'16	'17	'18	'19	'20	Total
6 Bryson Carroll	0	3	0			3
34 Bobby Cole			0	1	1	2

TE's	'16	'17	'18	'19	'20	Total
88 Marcus Williams	6	6	12	2		26
85 Kyle Jarvis			0	1		1

WR's	'16	'17	'18	'19	'20	Total
7 Anselem Umeh		0	9	0		9
23 Jay Griffin IV		4	10	2		16

OL	'16	'17	'18	'19	'20	Total
50 Teton Saltes	2	12	12	2		28
64 Kyle Stapley			12	12		24

DL	'16	'17	'18	'19	'20	Total
99 Ben Gansallo			5	0		5
55 Elmer Pauni			2			2

DEFENSE

LB's	'16	'17	'18	'19	'20	Total
46 Brandon Shook			4	1		5
11 Kameron Miller	0	0	2	2		4

DB's	'16	'17	'18	'19	'20	Total
41 Dion Hunter			1			1
8 Donte Martin			0	12	0	12

Opponent	Wins	Game Date
New Mexico State	72	None
UTEP	43	None

Opponent	Wins	Game Date
Wyoming	34	12/5
Colorado State	25	No Contest

Opponent	Wins	Game Date
Northern Arizona	24	None
Arizona	20	None

Opponent	Wins	Game Date
Utah	17	None
San Diego State	15	None

Opponent	Wins	Game Date
BYU	14	None
Albuquerque Indian School	14	None

Opponent	Wins	Game Date
Air Force	14	11/20
Utah State	13	11/26

Lobos in the NFL

Jason Sanders **Miami Dolphins** **Kicker**
Sanders is in his third season with Miami after getting drafted in the seventh round by Miami. Over his first two seasons he was 64-for-66 on extra points in his career and 41-for-50 on field goals, with a long of 54. He has hit 104 of 141 kickoffs for touchbacks. He was named to the PFWA 2018 All-Rookie Team and he entered the 2020 season as Miami's all-time leader in field goal accuracy.

Corey Bojorquez **Buffalo Bills** **Punter**
Bojorquez is in his third season with Buffalo. He spent the 2018 camp with New England after earning an invite to tryout camp and then getting signed to a free agent contract. He entered 2020 averaging 43.1 yards per punt with 56 of 124 punts inside the 20.

D'Angelo Ross **New England Patriots** **Defensive Back**
Ross is in his second season after signing a free agent contract with the New England Patriots. He is currently on the practice squad.

Also, Dyer is battling to become the career punting lead at UNM. Here is the current career punting chart.

CAREER PUNTING AVERAGE (100 punts)

Pl.	Name	Years	No.	Yards	Avg.
1.	Corey Bojorquez	2016-17	116	5,237	45.15
2.	Tyson Dyer	2018-present	143	6,448	45.09
3.	Mike Nesbitt	1992-93	103	4,418	42.89
4.	Jason Bloom	1995-98	181	7,743	42.78
5.	Ron Keller	1983-86	252	10,737	42.60
6.	Steve Bauer	1973-74	131	5,556	42.41
7.	Zack Rogers	2012-15	124	5,223	42.12

The Old Man, Down the Road

Let's stay with Dyer a second. The senior, who theoretically could return to UNM next year, is 28-years old this season, and if you are thinking that seems old, you are correct.

Dyer is the oldest student-athlete in the Mountain West, and he is the sixth-oldest student-athlete in the FBS this season. Shocker, most of these guys are from Australia, but Dyer wasn't playing Aussie Rules Football...

Age	Name	School	Pos.	Cl.	Birth Month	Hometown (reason for older age)
33	James Stefanou	Colorado	PK	Sr.	April 1987	Melbourne, Australia (played 10 seasons of professional soccer)
30	Tom Hutton	Oklahoma State	P	So.	March 1990	Newborough, VI, Australia (Australian Rules football experience)
30	Zach Von Rosenberg	LSU	P	Sr.	September 1990	Lake Charles, La. (played minor league baseball for six years)
29	Greg DeLuca	Northern Illinois	OLB	Sr.	February 1991	Boonton Township, N.J. (U.S. Navy Seal, 2014-20)
29	Ben Griffiths	USC	P	So.	September 1991	Melbourne, Australia (played eight seasons of Aussie Rules football)
28	Tyson Dyer	New Mexico	P	Sr.	May 1992	Queensland, Australia (worked as an auto mechanic prior to college)
28	Luke Larson	East Carolina	P	Fr.	July 1992	Keilor Park, VI, Australia (product of ProKick Australia)
28	Damian Jackson	Nebraska	OLB	Jr.	July 1992	Las Vegas, Nev. (served in the Navy Seals before enrolling in college)
28	Corey Dunn	Iowa State	P	Sr.	October 1992	Numurkah, Australia (Australian Rules football experience)
27	Max Duffy	Kentucky	P	Sr.	April 1993	Perth, Australia (Australian Rules football experience)
27	Jordy Sandy	TCU	P	So.	May 1993	Traralgon, Australia (employed by scaffolding & paper mill comps.)

Dyer is actually older than 17 of the 32 punters currently in the NFL, including Buffalo Bills punter Corey Bojorquez, whom he replaced as the starting punter at New Mexico in the 2018 season.

UNM Can Add to the Chart

New Mexico is only playing conference games, so it can't raise the win total against New Mexico State, but it can against plenty of other teams that are in UNM's top 10 for program wins.

Opponent	Wins	Game Date
New Mexico State	72	None
UTEP	43	None
Wyoming	34	12/5
Colorado State	25	No Contest
Northern Arizona	24	None
Arizona	20	None
Utah	17	None
San Diego State	15	None
BYU	14	None
Albuquerque Indian School	14	None
Air Force	14	11/20
Utah State	13	11/26

They Will Save Money When Homecoming Comes Around

A lot has been made of Danny Gonzales being the head coach of his alma mater, but he is not the only full-timer on staff that graduated from UNM. Joining him is UNM defensive coordinator Rocky Long, safeties coach David Howes and offensive line coach Jason Lenzmeier. UNM is one of nine FBS staffs that have four full-time coaches that are coaching at their alma maters:

9	Air Force	(Troy Calhoun, Jake Campbell, Jordan Eason, Brian Knorr, Steed Lobotzke, Alex Means, Ben Miller, John Rudzinski, Mike Thiessen)
7	BYU	(Kalani Sitake, Ed Lamb, Aaron Roderick, Steve Clark, Harvey Unga, Jernaro Gilford, Preston Hadley)
5	Wisconsin	(Paul Chryst, Joe Rudolph, Jim Leonhard, Jon Budmayr, Mickey Turner)
4	New Mexico	(Danny Gonzales, Rocky Long, Jason Lenzmeier, David Howes)
4	Boise State	(Bryan Harsin, Matt Miller, Winston Venable, Gabe Franklin)
4	Nebraska	(Scott Frost, Greg Austin, Ryan Held, Barrett Ruud)
4	Utah	(Morgan Scalley, Lewis Powell, Sione Po'uha, Sharrieff Shah)
4	Georgia Tech	(Brent Key, Nathan Burton, Tashard Choice, Marco Coleman)
4	Clemson	(Tony Elliott, Tyler Grisham, Danny Pearman, Brandon Streeter)

LAST TIME VS. NEVADA

Box Score (Final)
New Mexico Lobos Football
New Mexico vs Nevada (Nov 02, 2019 at Reno, Nevada)

Score by Quarters	1	2	3	4	Total
New Mexico	7	0	3	0	10
Nevada	0	14	0	7	21

Qtr	Time	Scoring play
1st	06:48	NM - DAVIS, Ahmari 4 yd run (SHELLEY, Andrew kick), 9-90 3:29
2nd	07:50	NEV - TAU, Toa 1 yd run (TALTON, Brandon kick), 15-80 8:12
	05:08	NEV - DOUBS, Romeo 57 yd pass from STRONG, Carson (TALTON, Brandon kick), 4-73 1:18
3rd	11:14	NM - SHELLEY, Andrew 49 yd field goal, 8-43 3:46
4th	05:45	NEV - COOKS, Elijah 20 yd pass from STRONG, Carson (TALTON, Brandon kick), 5-46 2:35

	NM	NEV
FIRST DOWNS	17	21
RUSHES-YARDS (NET)	29-109	34-64
PASSING YDS (NET)	237	305
Passes Att-Comp-Int	36-19-0	40-28-0
TOTAL OFFENSE PLAYS-YARDS	65-346	74-369
Fumble Returns-Yards	0-0	0-0
Punt Returns-Yards	3-33	1-24
Kickoff Returns-Yards	0-0	1-27
Interception Returns-Yards	0-0	0-0
Punts (Number-Avg)	6-44.8	7-42.3
Fumbles-Lost	2-0	1-0
Penalties-Yards	7-70	6-30
Possession Time	25:15	34:45
Third-Down Conversions	5 of 15	6 of 16
Fourth-Down Conversions	0 of 2	1 of 2
Red-Zone Scores-Chances	2-3	2-3
Sacks By: Number-Yards	2-24	2-25

RUSHING: New Mexico-DAVIS, Ahmani 15-80; TUIOTI, Tevaka 8-18; CARROLL, Bryson 4-9; VIGILANT, Daevon 1-3; TEAM 1-minus 1. Nevada-LEE, Devonte 9-68; TAU, Toa 17-28; TEAM 2-minus 2; CHRISTIAN, D. 1-minus 9; STRONG, Carson 5-minus 21.

PASSING: New Mexico-TUIOTI, Tevaka 19-36-0-237. Nevada-STRONG, Carson 28-40-0-305.

RECEIVING: New Mexico-WILLIAMS, Marcus 6-74; UMEH, Anselem 4-64; LOGAN-GREENE, Eman 4-54; KRESS, Jordan 4-40; VIGILANT, Daevon 1-5. Nevada-DOUBS, Romeo 11-167; COOKS, Elijah 6-74; TAU, Toa 4-11; CHRISTIAN, D. 2-14; LOCKHART, J. 2-13; FOSSUM, Kaleb 1-11; LAPPIN, C. 1-6; STOVALL, M. 1-7.

INTERCEPTIONS: New Mexico-None. Nevada-None.

FUMBLES: New Mexico-LOGAN-GREENE, Eman. 1-0; TUIOTI, Tevaka 1-0. Nevada-STRONG, Carson 1-0.

New Mexico (2-7-0-5) vs. Nevada (5-4-2-3)

Date: Nov 02, 2019 • Site: Reno, Nevada • Stadium: Mackay Stadium

Attendance: 15631

Kickoff time: 7:35 pm • End of Game: 10:50 pm • Total elapsed time: 3:15

Officials: Referee: Eddy Shelton; Umpire: Scott Teifer; Linesman: Brad Edwards;

Line judge: Quinten Givens; Back judge: Daniel Young; Field judge: Rich Almeroth;

Side judge: Fulton Carson; Center judge: Stacy Hardin;

Temperature: 55 • Wind: 4 ESE • Weather: clear

Future Schedules

2021

9/4 - Houston Baptist
9/11 - New Mexico State
9/18 - at Texas A&M
9/25 - at UTEP

2022

9/17 - UTEP
9/24 - at LSU
TBA - at New Mexico State

2023

9/2 - at Texas A&M
9/23 - at UMass
TBA - New Mexico State

2024

9/14 - at Auburn
TBA - at New Mexico State

2025

9/13 - at UCLA
TBA - New Mexico State

2026

9/19 - at Oklahoma
TBA - at New Mexico State

2027

9/11 - at Oregon State
9/18 - at Texas A&M
TBA - New Mexico State

2028

9/9 - Oregon State
TBA - at New Mexico State

Lobo Walk Ons

Here are the Lobo Walk-ons by position that are on the roster:

QB (2)	Isaiah Chavez, Rio Rancho, N.M. (Rio Rancho HS) Connor Genal, Santa Fe Springs, Calif. (St. Paul HS)
TE (1)	Kyle Hester, Gilbert, Ariz. (Highland HS) Caleb Marra, Albuquerque, N.M. (La Cueva HS)
RB (1)	Kendal Taylor, Houston, Texas (Westfield HS)
WR (7)	Ryan Cosper, Albuquerque, N.M. (Hope Christian HS) Austin Erickson, Albuquerque, N.M. (Manzano HS) Zion Hall, Albuquerque, N.M. (Manzano HS) Zack Hofmann, Albuquerque, N.M. (Eldorado HS) Jonah Leyva, Carlsbad, N.M. (Carlsbad HS) Quinton Thomas, Albuquerque, N.M. (Cibola HS) Jathon Washington, Phoenix, Ariz. (Southwestern College/Mt. Pointe HS) Blake Wells, Clovis, Calif. (College of the Sequoias/Buchanan HS)
OL (4)	Walter Baca, Albuquerque, N.M. (Los Lunas, N.M./Los Lunas HS) Louis Harden, San Clemente, Calif. (San Clemente HS) Brad Murphy, Morgan Hill, Calif. (CC of San Francisco/Valley Christian HS) Anthony Panto, Roswell, N.M. (Goddard HS)
P (1)	Jared Long, Albuquerque, N.M. (Del Norte HS)
K (2)	George Steinkamp, Los Alamos, N.M. (Los Alamos HS) Donovan Murphree, Ft. Collins, Colo. (Fossil Ridge HS)
LS (1)	Troy Sicaeros, San Juan Capistrano, Calif. (JSerra Catholic HS)
DL (4)	Ben Bertram, Albuquerque, N.M. (Sandia HS) Adam Gay, Albuquerque, N.M. (N.M. Highlands/Volcano Vista HS) Cody Moon, Albuquerque, N.M. (Volcano Vista HS) Harshan Sachdeva, Bakersfield, Calif. (Stockdale HS)
S (1)	Matthias Bertram, Albuquerque, N.M. (Sandia HS)
LB (2)	Matt French, Crestview, Fla (Crestview HS) Josh Woisin, Albuquerque, N.M. (La Cueva HS)

Jamie Christian, the Clock Is Still Ticking

In 2018, The University of New Mexico finally got a punt return touchdown, breaking the second-longest drought in the FBS. However, new special teams coach Jamie Christian has a different streak to try and break, as UNM has not blocked a punt since, well, exactly 11 years ago. The last blocked punt for UNM was on October 31, 2009 when Victor James did it against San Diego State.

That was so long ago Roy Disney, Brittany Murphy and Oral Roberts were all still alive, Windows 7 was nine days old, then Cowboys Stadium was about two months old and the New York Yankees took a 2-1 World Series lead with an 8-5 win over the Philadelphia Phillies.

UNM's opponents have attempted 528 punts since UNM's last blocked punt.

Rocky Knows What He Needs to Do

Last year, UNM was one of the worst defenses in the nation in causing turnovers, getting just 11 on the year with seven fumble recoveries and four interceptions. Those four picks were the third-lowest total in school history, behind the three passes intercepted in 1995 (on 282 attempts) and in 2011 (on 336 attempts). Last year opponents attempted 412 passes. This year UNM is already halfway to that interception total after getting two picks on Saturday night.

Overall, the 11 takeaways was the second-lowest total in school history behind the 10 garnered in 2013 (that season saw UNM get four interceptions and six fumble recoveries).

How were UNM's totals for takeaways under Rocky Long? Forget fumble recoveries, if you want to just talk interceptions, UNM had at least 11 in each of the final nine seasons under Long. The lowest total number of takeaways under long with 20, which happened twice, in his first season of 1998 and then again in 2005. The highest total takeaway number under Long during his 11 seasons was 29 in 2003. UNM's best interception total was 15, accomplished four times (2000, 2001, 2002 and 2005) and the best fumble recovery total was 16 in 2003.

It Took World War II the Last Time

With New Mexico going to a conference only schedule in 2020, it will end a very, very long streak. Now in all fairness, New Mexico State might be OK with it. New Mexico and New Mexico State have played 110 times, but the two teams, located approximately three hours from each other, will not play this season.

The Aggies, an independent, will attempt a short spring schedule. New Mexico has dominated the all-time series, leading 72-33-5, but the two teams have played for 74 consecutive years, a streak that will end this year. The last time the two teams did not play in a season was in 1945, when a little thing called World War II meant the two teams didn't play in 1943, 1944 or 1945. At that time, UNM was in the middle of an 18-game winning streak against that team to the south, a streak that saw UNM allow more than 13 points just once, and allow double digits just three times.

Pomp and Circumstance

The Lobo football team has many graduates on the current roster. Of the squad, eight already have their degrees, including Teton Saltes, who is in law school, and Cedric Patterson III, who is only a sophomore and in his third season with UNM.

Kyle Stapley	Business Administration
Tyson Dyer	Business Administration
Brandon Shook	Criminology
Cedric Patterson III	Psychology
Teton Saltes	Political Science
Matthew French	Exercise Science
Nico Bolden	Liberal Arts
Kameron Miller	Business Administration

Special Teams Tackles (2020)

Player	Total	KO	Punt
Brandon Shook	1	0	1
Jerrick Reed II	1	1	0
Nic Wilson	1	1	0
Ray Leutele	2	2	0
Syaire Riley	1	1	0
Josh Woisin	1	1	0
Tony Collier, Jr.	1	1	0
Devin Sanders	1	0	1
Total	9	7	2

Ye Old Stadium Tour Continueth...

University Stadium, the home of the Lobos, was opened in 1960, and of the 130 FBS stadiums, it's pretty much right in the middle in terms of age. There are 65 stadiums newer, 62 older, and two others that also opened in 1960. Last year UNM traveled to Notre Dame Stadium, and it's 30 years older than University Stadium. That game continued a trend of UNM playing in historic stadiums that were built before FDR became President in 1933.

Looking ahead to what UNM has scheduled out, the Lobos will have seven such contests into 2027, including three at Kyle Field, home of Texas A&M, which was originally built in 1910 and then redone in 1927.

Year	Opponent	Stadium	Year Built	Age	Capacity	Attendance
2012	at Texas	Darrell K. Royal Memorial Stadium	1924	21st Oldest	100,119	100,990
2017	at Texas A&M	Kyle Field	1927	29th Oldest	102,733	99,051
2018	at Wisconsin	Camp Randall Stadium	1917	6th Oldest	80,321	77,003
2019	at Notre Dame	Notre Dame Stadium	1930	40th Oldest	77,622	77,622
2020	at USC	Los Angeles Memorial Coliseum	1923	16th Oldest	77,500	Canceled
2020	at Mississippi State	Davis Wade Stadium at Scott Field	1915	5th Oldest	61,337	Canceled
2021	at Texas A&M	Kyle Field	1927	29th Oldest	102,733	

Series History vs. Nevada

Nevada leads the series 4-3-1 with six meetings in the last 13 years after a 65-year gap from 1942 to 2007. The two teams have played five times since Nevada joined the Mountain West, and the teams also played in the New Mexico Bowl with UNM defeated Nevada 23-0. UNM also went 1-0-1 against Nevada during World War II, winning 23-7 in Albuquerque and tying 0-0 in Reno. Overall, UNM is 0-3-1 in Reno.

Opponent	Site	Score
11/2/2020	Reno, NV	L 10-24
11/5/2016	Albuquerque, NM	W 35-26
10/10/2015	Reno, NV	L 17-35
11/17/2012	Albuquerque, NM	L 24-31
10/15/2011	Reno, NV	L 7-49
12/22/2007	Albuquerque, NM	W 23-0
10/31/1942	Reno, NV	T 0-0
11/1/1941	Albuquerque, NM	W 23-7

2022	at LSU	Tiger Stadium	1924	24th Oldest	102,321
2023	at Texas A&M	Kyle Field	1927	29th Oldest	102,733
2025	at UCLA	Rose Bowl Stadium	1922	11th Oldest	90,888
2026	at Oklahoma	Gaylord Family-Oklahoma Memorial Stadium	1925	25th Oldest	80,126
2027	at Oregon State	Reser Stadium	1953	59th Oldest	45,674
2027	at Texas A&M	Kyle Field	1927	29th Oldest	102,733

Scorigami Update

Scorigami is a concept originally thought up by Jon Bois for the NFL. A scorigami is a score that has never happened before. In terms of Lobo scorigami, UNM had four of its last five games end in scorigami in 2019. Last year UNM had Lobo scorigami half the time, and UNM is one for two this year in Lobo Scorigami.

at San José State	21-32	No Scorigami (happened 3x before, last in 2005, 38-21 win vs, New Mexico State)
at Hawai'i	33-39	That's Scorigami!

And You Thought the 80s were the Only Time Period Where You Could Wear Two Redshirts

Traditionally, you can only redshirt once. However, you can now redshirt twice, and three Lobos are now double redshirts. All three Lobos were able to utilize a rule that allows for an injury redshirt after redshirting as an academically eligible freshman. Daevon Vigilant earned his second redshirt for his 2017 season in which he was injured for the season in the opening game of the year.

Andrew Erickson redshirted in 2018 and then got hurt just before the season opener in 2019, earning a second redshirt.

However, the weirdest one is going to be Tevaka Tuioti. In 2018, Tuioti was able to get a second redshirt despite playing three games. Tuioti, who was injured against Wisconsin, missed the New Mexico State game and then suffered a season-ending injury in the fourth game of the season (his third) against Liberty. Since he also redshirted as an academically eligible freshman in 2016, he earned a second redshirt. Tuioti was a redshirt freshman when he played against Coach Gonzales in the 2017 season finale against San Diego State. Tuioti still amazingly has two more years after this one, despite this being his fifth year with the program. Because this year doesn't count, Tuioti will be the first player potentially in school history to have two freshman seasons (2016 and 2017), two sophomore seasons (2018 and 2019), and two junior seasons (2020 and 2021).

The only players still remaining from the 2016 season are Tuioti, Anselem Umeh, Kameron Miller, Corey Hightower, Daevon Vigilant and Teton Saltes.

Another Total Offense

New Mexico is averaging 471.0 yards of offense in its two road games. In 2019, in UNM's six road games, the team never amassed more than 399 yards in any road game. Overall UNM averaged just 355.6 yards per game in 2019's road games.

Notre Dame	363
Liberty	362
San José State	399
at Wyoming	372
at Nevada	346
at Boise State	292

The only season that UNM averaged better than 471.0 yards per game was the 1994 season when UNM averaged 472.0 yards per game.

Friend or Foe?

Several players with New Mexico and Nevada were teammates before stepping on the field as foes on Saturday:

UNM	Nevada	School
Cade Briggs	Austin Arnold	Bishop Gorman HS
	JoJuan Claiborne	Bishop Gorman HS
	Amir Johnson	Bishop Gorman HS
	Jordan Lee	Bishop Gorman HS
Michael LoVett III	Nate Cox	Garden City CC
Brad Murphy	Christian Feist	Valley Christian HS
Elijah Queen	Lawson Hall	Narbonne HS
	Dom Peterson	Narbonne HS
Antonio Hunt	Henry Ikahihifo	Paraclete HS
Austin Cook	Zeke Robbins	Butler CC
Jacob Jankoviak	Aaron Smith	Centennial HS

You Are Going to Need a Program

If you are a fan of The University of New Mexico, might we suggest checking out the roster on GoLobos.com? You are going to want to look at it. Of the 105 players listed on the roster, 60 of them had never played in a game at UNM entering the season. Of those 60, 46 are newcomers to the team and the other 14 are either redshirts with no games played or squad members with no games played.

The total means that 57.1% of the roster has not seen the field for the Lobos (some have played JC).

Iggy Stat of the Week

11

The number of consecutive losses for UNM, tied with Kansas for second-longest active streak (Akron has lost 17). It's also the number of consecutive road losses, also the second-longest active streak (New Mexico State has 11). UNM's 17 straight conference losses is the nation's longest conference losing streak.

Birthday Chart

October

Date	Player/Coach	Age
8	Marquae Kirkendoll	20
9	Anthony Panto	19
9	Hayden Wilson	22
10	Isaiah Chavez	19
15	Nico Bolden	22
16	Donovan Murphree	21
17	Jake Saltonstall	20
18	Tony Collier	23
19	Keith Alvarado	19
26	Quinn Potts	18
26	Chad Alexander	21
26	Brandt Hughes	23
27	Troy Sicaeros	19
27	Josh Foley	22
30	Greg Brown II	19

November

Date	Player/Coach	Age
6	Bryce Santana	19
19	Syaire Riley	18
20*	Kyle Jarvis	23
20*	Kyle Stapley	25
29	Trae Hall	21

December

Date	Player/Coach	Age
1	Jonah Leyva	22
2	Omar Darame	20
5*	Bobby Wooden	19
6	Semaj Sims	19
6	Elijah Lash	19
12*	Anselem Umeh	23
14	Brandon Shook	23

*denotes game on that date

Oldest Lobo: Tyson Dyer (5/27/1992)

Youngest Lobo: Syaire Riley (11/19/2002)

We Are New Mexico

Lobo Athletics represents more than just the university of New Mexico, and it's more than just what happens on the corner of Avenida Cesar Chavez and University Blvd. Lobo Athletics lives in the hearts of New Mexicans from every corner of the state and from all walks of life. With that in mind, Lobo Athletics has announced a new campaign put together by a cross-departmental task force.

That campaign is *We Are New Mexico*.

The campaign, which includes multiple marks that will be rolled out across all UNM Athletic mediums including on Homecoming signs this week, was developed to reflect the pride of New Mexico and New Mexican culture. The intention is to showcase the unique culture and history of the state of New Mexico, as well as how the Lobos' embody that culture along with our pride in representing the state! The campaign will be inclusive for the department, bringing together marketing, communications, ticketing, development and sponsorship elements.

"New Mexicans have a great pride in the Land of Enchantment and our student-athletes, coaches and staff love to compete and represent this great state," said Director of Athletics Eddie Nuñez. "It doesn't matter if it's an alum from Moriarty, a student from Hobbs, a fan from Farmington, or those of us right here in Albuquerque. We are New Mexico, one and all."

On This Date

Saturday, November 14 is the 318th day of the year, and there are 47 days remaining in 2020 thankfully. If the game gets exciting it's good to know it's National Seat Belt Day. Since you can't be at Sam Boyd Stadium, perhaps you can watch from your house in nighttime wear as it's National Family PJ Day. It's also National Pickle Day and in a potential good omen, it's National Spicy Guacamole Day. UNM is 6-6-1 all-time on November 14, with the biggest, most shocking win in school history in the last outing, a 31-24 win over Boise State despite UNM going 0-10 on third down, allowing over 500 yards passing and having over 150 yards in penalties.

W	11/14/2015	Boise State	31-24	Boise, ID
L	11/14/2009	BYU	19-24	Albuquerque, NM
L	11/14/1998	Utah	7-41	Albuquerque, NM
W	11/14/1992	UTEP	35-14	Albuquerque, NM
L	11/14/1987	Air Force	26-73	Albuquerque, NM
W	11/14/1981	Colorado State	28-16	Fort Collins, CO
W	11/14/1970	BYU	51-8	Albuquerque, NM
W	11/14/1964	Colorado State	42-0	Albuquerque, NM
L	11/14/1959	Wyoming	20-25	Albuquerque, NM
W	11/14/1953	Wyoming	9-7	Albuquerque, NM
L	11/14/1942	West Texas A&M	7-13	Albuquerque, NM
L	11/14/1936	New Mexico State	6-7	Albuquerque, NM
T	11/14/1931	Arizona	7-7	Albuquerque, NM

Many things have happened in the world November 14. The very first G-20 Summit was held in Washington, D.C. (2008), the Democrats and Republics end up in a budget standoff, forcing the closure of all National Parks (1995), Germany and Poland sign a treaty establishing once and for all the Oder-Neisse line between the two countries (1990), Jimmy Carter froze Iranian assets in response to the taking of American hostages (it didn't really work, 1979), England's Princess Anne marries Mark Philips in Westminster Abbey (1973), Mariner 9 entered orbit around Mars (1971), Flight 932 crashes short of the runway, killing all 75 on the plane, including most of the Marshall University football team and staff (1970), Apollo 12 is launched, headed for the Moon (1969), Theodore Maian earns a patent for the world's first laser (1967), the Lions Gate Bridge opened to the public, connecting Vancouver to the North Shore region (1938), BBC Radio begins broadcasting (1922), journalist Nellie Bly starts her attempt to circle the globe in 80 days (she did it in just 72, 1889), Moby-Dick, by Herman Melville (and yes there is a hyphen in the title, we double checked) was released in the United States (1851) and James Bruce discovered the source of the Nile River (1770).

Famous people born on November 14 include baseball player Francisco Lindor (Cleveland Indians, 1993), hockey player Taylor Hall (Edmonton Oilers, 1991), quarterback Kyle Orton (Chicago Bears, 1982), baseball player Xavier Nady (Boston Red Sox, 1978), broadcaster and former Notre Dame player Aaron Taylor (1972), former pitcher/future conspiracy theorist Curt Schilling (Boston Red Sox, 1966), actress Laura San Giacomo (Pretty Woman ... as Julia Roberts' best friend, 1962), actor D.B. Sweeney (Eight Men Out, 1961), musician/mustache aficionado Yanni (1954), former Secretary of State Condoleezza Rice (1954), former pitcher and American League MVP (seriously, for Detroit, 1954), drummer Frankie Banali (Survivor, 1951), guitarist and singer James "J.Y." Young (Styx, 1949), Prince Charles, who has been in line for the throne for seemingly forever (1948), musician Buckwheat Zydeco (1947), political pundit P.J. O'Rourke (1947), former baseball player and broadcaster who famously ran the bases backwards on his 100th career home run Jimmy Piersall (1929), Egyptian politician Boutros Boutros-Ghali (1922), television producer Sherwood Schwartz (The Brady Bunch and Gilligan's Island, 1916), lawyer Joseph McCarthy (1908), composer and conductor Aaron Copland (1900), French painter Claude Monet (1840), and former English torturer Richard Topcliffe (1531).

Sadly on this day the world lost jockey Eddie Arcaro (1997), International Society for Krishna Consciousness founder Monk A. C. Bhaktivedanta Swami Prabhupada (1977), educator Booker T. Washington (1906) and Chinese Emperor Taisu (976).

OCT. 24 AT COLORADO ST.

OCT. 31 SAN JOSÉ STATE

NOV. 7 AT HAWAII

NOV. 14 VS. NEVADA

CANCELLED



NOV. 20 AT AIR FORCE

NOV. 26 AT UTAH STATE

DEC. 5 WYOMING

DEC. 12 FRESNO STATE

QB - #8 Tevaka Tuioti

Date	Opponent	C-A-I	Yds	TD	LG	Rush	Yds	TD	LG
Sept 2	ACU	1-1-0	9	0	9	0	0	0	0
Sept 9	NMSU	10-19-0	151	2	27	2	8	0	5
Sept 14	at BSU				Did Not Play				
Sept 23	at Tulsa				Did Not Play				
Sept 30	AFA				Did Not Play				
Oct 14	at FS	13-24-1	200	0	44	5	14	0	10
Oct 20	CSU	5-16-0	84	1	47	9	62	0	27
Oct 28	at WYO	8-17-3	47	0	17	3	3	0	2
Nov 4	USU	8-15-0	54	0	10	5	39	1	34
Nov 11	TA&M	2-6-0	4	0	2	2	9	0	9
Nov 17	UNLV				Did Not Play				
Nov 24	at SDSU	10-20-2	156	1	62	2	7	0	4
TOTAL		57-118-6	705	4	62	28	142	1	34

2018

Date	Opponent	C-A-I	Yds	TD	LG	Rush	Yds	TD	LG
Sept 1	UIW	13-21-1	327	4	69	11	54	1	20
Sept 8	at WISC	5-8-0	55	1	13	1	4	0	4
Sept 15	at NMSU				Did Not Play				
Sept 29	LIBERTY	6-14-1	57	0	22	3	42	0	28
Oct 6	at UNLV				Did Not Play				
Oct 13	at CSU				Did Not Play				
Oct 20	FS				Did Not Play				
Oct 27	at USU				Did Not Play				
Nov 3	SDSU				Did Not Play				
Nov 10	at AFA				Did Not Play				
Nov 16	BSU				Did Not Play				
Nov 24	WYO				Did Not Play				
TOTAL		24-43-2	439	5	69	15	100	1	28

2019

Date	Opponent	C-A-I	Yds	TD	LG	Rush	Yds	TD	LG
Aug 31	SHSU				Did Not Play				
Sept 14	at ND	6-13-0	132	0	41	1	5	0	5
Sept 21	NMSU	16-28-1	355	3	62	7	59	0	18
Sept 28	at LIBERTY	12-26-2	139	1	22	7	57	0	33
Oct 4	at SJSU	4-10-1	34	0	14	2	4	0	3
Oct 11	CSU				Did Not Play				
Oct 19	at WYO	5-10-0	60	1	21	3	30	0	19
Oct 26	HAW	23-40-2	293	2	59	5	-9	0	1
Nov 2	at NEV	19-36-0	237	0	30	8	18	0	20
Nov 16	at BSU	14-21-0	175	0	35	11	19	0	24
Nov 23	AFA	3-11-0	35	0	15	8	79	0	48
Nov 30	USU				Did Not Play				
TOTAL		102-174-6	1460	7	62	52	262	0	48

2020

Date	Opponent	C-A-I	Yds	TD	LG	Rush	Yds	TD	LG
Oct 24	at CSU				No Contest				
Oct 31	SJSU	20-35-1	294	2	46	14	69	1	26
Nov 7	at HAW	17-31-0	181	2	52	5	71	0	23
Nov 14	NEV				Did Not Play				
Nov 20	at AFA				Did Not Play				
Nov 26	at USU				Did Not Play				
Dec 5	WYO				Did Not Play				
Dec 12	FS				Did Not Play				
TOTAL		37-66-1	475	4	52	19	140	1	26
CAREER		220-401-15	3079	20	69	114	644	3	48

QB - #10 Trae Hall

Date	Opponent	C-A-I	Yds	TD	LG	Rush	Yds	TD	LG
Sept 1	UIW				Did Not Play				
Sept 8	at WISC				Did Not Play				
Sept 15	at NMSU				Did Not Play				
Sept 29	LIBERTY				Did Not Play				
Oct 6	at UNLV	0-0-0	0	0	0	1	6	0	6
Oct 13	at CSU				Did Not Play				
Oct 20	FS				Did Not Play				
Oct 27	at USU				Did Not Play				
Nov 3	SDSU				Did Not Play				
Nov 10	at AFA				Did Not Play				
Nov 16	BSU				Did Not Play				
Nov 24	WYO				Did Not Play				
TOTAL		0-0-0	0	0	0	1	6	0	6

2019

Date	Opponent	C-A-I	Yds	TD	LG	Rush	Yds	TD	LG
Aug 31	SHSU				Did Not Play				
Sept 14	at ND	0-0-0	0	0	0	2	15	0	11
Sept 21	NMSU				Did Not Play				
Sept 28	at LIBERTY				Did Not Play				
Oct 4	at SJSU				Did Not Play				
Oct 11	CSU				Did Not Play				
Oct 19	at WYO				Did Not Play				
Oct 26	HAW				Did Not Play				
Nov 2	at NEV				Did Not Play				
Nov 16	at BSU				Did Not Play				
Nov 23	AFA	5-7-0	55	2	27	4	33	0	16
Nov 30	USU	10-21-2	107	2	30	22	115	2	22
TOTAL		15-28-2	162	4	30	28	163	2	22

2020

Date	Opponent	C-A-I	Yds	TD	LG	Rush	Yds	TD	LG
Oct 24	at CSU				No Contest				
Oct 31	SJSU				Did Not Play				
Nov 7	at HAW	2-6-1	39	0	20	2	-8	0	0
Nov 14	NEV				Did Not Play				
Nov 20	at AFA				Did Not Play				
Nov 26	at USU				Did Not Play				
Dec 5	WYO				Did Not Play				
Dec 12	FS				Did Not Play				
TOTAL		2-6-1	39	0	20	2	-8	0	0
CAREER		17-34-3	201	4	30	31	161	2	22

QB - #12 Brandt Hughes

Date	Opponent	C-A-I	Yds	TD	LG	Rush	Yds	TD	LG
Aug 31	SHSU	12-29-0	218	0	51	1	-5	0	0
Sept 14	at ND				Did Not Play				
Sept 21	NMSU				Did Not Play				
Sept 28	at LIBERTY				Did Not Play				
Oct 4	at SJSU				Did Not Play				
Oct 11	CSU				Did Not Play				
Oct 19	at WYO				Did Not Play				
Oct 26	HAW				Did Not Play				
Nov 2	at NEV				Did Not Play				
Nov 9	AFA				Did Not Play				
Nov 16	at BSU				Did Not Play				
Nov 30	USU				Did Not Play				
TOTAL		12-29-0	218	0	51	1	-5	0	0

2020

Date	Opponent	C-A-I	Yds	TD	LG	Rush	Yds	TD	LG
Oct 24	at CSU				No Contest				
Oct 31	SJSU				Did Not Play				
Nov 7	at HAW				Did Not Play				
Nov 14	NEV				Did Not Play				
Nov 20	at AFA				Did Not Play				
Nov 26	at USU				Did Not Play				
Dec 5	WYO				Did Not Play				
Dec 12	FS				Did Not Play				
TOTAL		0-0-0	0	0	0	0	0	0	0

#13 Isaiah Chavez

Date	Opponent	C-A-I	Yds	TD	LG	Rush	Yds	TD	LG
Oct 24	at CSU				No Contest				
Oct 31	SJSU				Did Not Play				
Nov 7	at HAW				Did Not Play				
Nov 14	NEV				Did Not Play				
Nov 20	at AFA				Did Not Play				
Nov 26	at USU				Did Not Play				
Dec 5	WYO				Did Not Play				
Dec 12	FS				Did Not Play				
TOTAL		0-0-0	0	0	0	0	0	0	0

#16 Connor Genal

Date	Opponent	C-A-I	Yds	TD	LG	Rush	Yds	TD	LG
Oct 24	at CSU				No Contest				
Oct 31	SJSU				Did Not Play				
Nov 7	at HAW				Did Not Play				
Nov 14	NEV				Did Not Play				
Nov 20	at AFA				Did Not Play				
Nov 26	at USU				Did Not Play				
Dec 5	WYO				Did Not Play				
Dec 12	FS				Did Not Play				
TOTAL		0-0-0	0	0	0	0	0	0	0

RB - #5 Daevon Vigilant

Date	Opponent	Rush	Yds	TD	LG	Rec	Yds	TD	LG
Sept 2	ACU	4	3	0	4	0	0	0	0
Sept 9	NMSU				Did Not Play				
Sept 14	at BSU				Did Not Play				
Sept 23	at Tulsa				Did Not Play				
Sept 30	AFA				Did Not Play				
Oct 14	at FS				Did Not Play				
Oct 20	CSU				Did Not Play				
Oct 28	at WYO				Did Not Play				
Nov 4	USU				Did Not Play				
Nov 11	TA&M				Did Not Play				
Nov 17	UNLV				Did Not Play				
Nov 24	at SDSU				Did Not Play				
TOTAL		4	3	0	4	0	0	0	0

2018

Date	Opponent	Rush	Yds	TD	LG	Rec	Yds	TD	LG
Sept 1	UIW	4	16	0	6	0	0	0	0
Sept 8	at WISC	2	14	0	13	0	0	0	0
Sept 15	at NMSU	1	0	0	0	0	0	0	0
Sept 29	LIBERTY	0	0	0	0	0	0	0	0
Oct 6	at UNLV	4	18	0	12	0	0	0	0
Oct 13	at CSU				Did Not Play				
Oct 20	FS				Did Not Play				
Oct 27	at USU	1	-1	0	0	2	27	0	24
Nov 3	SDSU	11	45	0	11	0	0	0	0
Nov 10	at AFA	12	67	1	24	1	4	0	4
Nov 16	BSU	7	23	1	8	0	0	0	0
Nov 24	WYO	1	3	0	3	0	0	0	0
TOTAL		43	185	2	24	3	31	0	24

2019

Date	Opponent	Rush	Yds	TD	LG	Rec	Yds	TD	LG
Aug 31	SHSU	1	-1	0	0	0	0	0	0
Sept 14	at ND	3	19	0	15	1	0	0	0
Sept 21	NMSU	3	14	1	10	0	0	0	0
Sept 28	at LIBERTY	3	5	0	3	1	0	0	0
Oct 4	at SJSU	0	0	0	0	0	0	0	0
Oct 11	CSU	2	8	0	6	0	0	0	0
Oct 19	at WYO	0	0	0	0	0	0	0	0
Oct 26	HAW	0	0	0	0	1	6	0	6
Nov 2	at NEV	1	3	0	3	1	5	0	5
Nov 16	at BSU	4	5	0	5	0	0	0	0
Nov 23	AFA				Did Not Play				
Nov 30	USU				Did Not Play				
TOTAL		17	53	1	15	4	11	0	6

Date	Opponent	Rush	Yds	TD	LG	Rec	Yds	TD	LG
Sept 1	UIW					Did Not Play			
Sept 8	at WISC					Did Not Play			
Sept 15	at NMSU					Did Not Play			
Sept 29	LIBERTY					Did Not Play			
Oct 6	at UNLV					Did Not Play			
Oct 13	at CSU					Did Not Play			
Oct 20	FS					Did Not Play			
Oct 27	at USU					Did Not Play			
Nov 3	SDSU					Did Not Play			
Nov 10	at AFA					Did Not Play			
Nov 16	BSU	9	35	0	9	0	0	0	0
Nov 24	WYO	3	4	0	5	0	0	0	0
TOTAL		12	39	0	9	0	0	0	0

Date	Opponent	Rush	Yds	TD	LG	Rec	Yds	TD	LG
Aug 31	SHSU					Did Not Play			
Sept 14	at ND	6	69	1	47	1	7	0	7
Sept 21	NMSU	9	38	0	10	1	5	0	5
Sept 28	at LIBERTY	13	61	0	11	0	0	0	0
Oct 4	at SJSU	5	28	0	28	0	0	0	0
Oct 11	CSU	26	193	1	56	0	0	0	0
Oct 19	at WYO	12	55	0	15	0	0	0	0
Oct 26	HAW	8	10	0	4	0	0	0	0
Nov 2	at NEV	4	9	0	5	0	0	0	0
Nov 16	at BSU	10	11	0	6	0	0	0	0
Nov 23	AFA					Did Not Play			
Nov 30	USU								
TOTAL		85	464	2	56	2	12	0	7

Date	Opponent	Rush	Yds	TD	LG	Rec	Yds	TD	LG
Oct 24	at CSU					No Contest			
Oct. 31	SJSU	8	8	0	8	3	40	0	15
Nov 7	at HAW	2	10	0	6	3	34	0	19
Nov 14	NEV								
Nov 20	at AFA								
Nov 26	at USU								
Dec 5	WYO								
Dec 12	FS								
TOTAL		10	18	0	8	6	74	0	19
CAREER		108	531	2	56	8	86	0	19

RB - #21 Chad Alexander

Date	Opponent	Rush	Yds	TD	LG	Rec	Yds	TD	LG
Aug 31	SHSU					Did Not Play			
Sept 14	at ND					Did Not Play			
Sept 21	NMSU	0	0	0	0	0	0	0	0
Sept 28	at LIBERTY	0	0	0	0	0	0	0	0
Oct 4	at SJSU	0	0	0	0	0	0	0	0
Oct 11	CSU					Did Not Play			
Oct 19	at WYO					Did Not Play			
Oct 26	HAW					Did Not Play			
Nov 2	at NEV					Did Not Play			
Nov 16	at BSU					Did Not Play			
Nov 23	AFA	5	25	0	7	0	0	0	0
Nov 30	USU					Did Not Play			
TOTAL		5	25	0	7	0	0	0	0

Date	Opponent	Rush	Yds	TD	LG	Rec	Yds	TD	LG
Oct 24	at CSU					No Contest			
Oct. 31	SJSU	0	0	0	0	0	0	0	0
Nov 7	at HAW					Did Not Play			
Nov 14	NEV								
Nov 20	at AFA								
Nov 26	at USU								
Dec 5	WYO								
Dec 12	FS								
TOTAL		0	0	0	0	0	0	0	0
CAREER		5	25	0	7	0	0	0	0

RB - #25 Nathaniel Jones

Date	Opponent	Rush	Yds	TD	LG	Rec	Yds	TD	LG
Oct 24	at CSU					No Contest			
Oct. 31	SJSU					Did Not Play			
Nov 7	at HAW	13	96	1	41	0	0	0	0
Nov 14	NEV								
Nov 20	at AFA								
Nov 26	at USU								
Dec 5	WYO								
Dec 12	FS								
TOTAL/CAREER		13	96	1	41	0	0	0	0

RB - #34 Bobby Cole

Date	Opponent	Rush	Yds	TD	LG	Rec	Yds	TD	LG
Sept 1	UIW	0	0	0	0	0	0	0	0
Sept 8	at WISC	0	0	0	0	0	0	0	0
Sept 15	at NMSU					Did Not Play			
Sept 29	LIBERTY					Did Not Play			
Oct 6	at UNLV					Did Not Play			
Oct 13	at CSU					Did Not Play			
Oct 20	FS					Did Not Play			
Oct 27	at USU					Did Not Play			
Nov 3	SDSU					Did Not Play			
Nov 10	at AFA					Did Not Play			
Nov 16	BSU					Did Not Play			
Nov 24	WYO					Did Not Play			
TOTAL		0	0	0	0	0	0	0	0

Date	Opponent	Rush	Yds	TD	LG	Rec	Yds	TD	LG
Aug 31	SHSU					Did Not Play			
Sept 14	at ND	1	37	1	37	0	0	0	0
Sept 21	NMSU	0	0	0	0	0	0	0	0
Sept 28	at LIBERTY	0	0	0	0	0	0	0	0
Oct 4	at SJSU	0	0	0	0	0	0	0	0
Oct 11	CSU	0	0	0	0	0	0	0	0
Oct 19	at WYO	0	0	0	0	0	0	0	0
Oct 26	HAW	1	1	0	1	0	0	0	0
Nov 2	at NEV	0	0	0	0	0	0	0	0
Nov 16	at BSU	3	21	0	13	0	0	0	0
Nov 23	AFA	11	58	1	9	0	0	0	0
Nov 30	USU	11	72	0	25	0	0	0	0
TOTAL		27	189	1	37	0	0	0	0

Date	Opponent	Rush	Yds	TD	LG	Rec	Yds	TD	LG
Oct 24	at CSU					No Contest			
Oct. 31	SJSU	8	40	0	19	0	0	0	0
Nov 7	at HAW	14	96	0	30	0	0	0	0
Nov 14	NEV								
Nov 20	at AFA								
Nov 26	at USU								
Dec 5	WYO								
Dec 12	FS								
TOTAL		22	136	0	30	0	0	0	0
CAREER		49	325	1	37	0	0	0	0

#37 Kendal Taylor

Date	Opponent	Rush	Yds	TD	LG	Rec	Yds	TD	LG
Oct 24	at CSU					No Contest			
Oct. 31	SJSU					Did Not Play			
Nov 7	at HAW					Did Not Play			
Nov 14	NEV								
Nov 20	at AFA								
Nov 26	at USU								
Dec 5	WYO								
Dec 12	FS								
TOTAL		0	0	0	0	0	0	0	0

WR - #3 Jace Taylor

Date	Opponent	Rush	Yds	TD	LG	Rec	Yds	TD	LG
Oct 24	at CSU					No Contest			
Oct. 31	SJSU	0	0	0	0	0	0	0	0
Nov 7	at HAW	0	0	0	0	0	0	0	0
Nov 14	NEV								
Nov 20	at AFA								
Nov 26	at USU								
Dec 5	WYO								
Dec 12	FS								
TOTAL		0	0	0	0	0	0	0	0
CAREER		0	0	0	0	0	0	0	0

WR - #4 Bobby Wooden

Date	Opponent	Rush	Yds	TD	LG	Rec	Yds	TD	LG
Oct 24	at CSU					No Contest			
Oct. 31	SJSU	0	0	0	0	0	0	0	0
Nov 7	at HAW	0	0	0	0	0	0	0	0
Nov 14	NEV								
Nov 20	at AFA								
Nov 26	at USU								
Dec 5	WYO								
Dec 12	FS								
TOTAL		0	0	0	0	0	0	0	0
CAREER		0	0	0	0	0	0	0	0

WR - #7 Anselem Umeh

Date	Opponent	Rush	Yds	TD	LG	Rec	Yds	TD	LG
Sept 2	ACU	0	0	0	0	0	0	0	0
Sept 9	NMSU	0	0	0	0	0	0	0	0
Sept 14	at BSU	0	0	0	0	1	14	1	14
Sept 23	at Tulsa	0	0	0	0	0	0	0	0
Sept 30	AFA	0	0	0	0	0	0	0	0
Oct 14	at FS	0	0	0	0	2	45	0	23
Oct 20	CSU					Did Not Play			
Oct 28	at WYO					Did Not Play			
Nov 4	USU	0	0	0	0	0	0	0	0
Nov 11	TA&M	0	0	0	0	0	0	0	0
Nov 17	UNLV	0	0	0	0	0	0	0	0
Nov 24	at SDSU	0	0	0	0	0	0	0	0
TOTAL		0	0	0	0	3	59	1	23

2018									
Date	Opponent	Rush	Yds	TD	LG	Rec	Yds	TD	LG
Sept 1	UIW	0	0	0	0	2	37	0	37
Sept 8	at WISC	0	0	0	0	2	20	0	11
Sept 15	at NMSU	0	0	0	0	2	28	0	22
Sept 29	LIBERTY	0	0	0	0	1	6	0	6
Oct 6	at UNLV	0	0	0	0	1	26	1	26
Oct 13	at CSU	0	0	0	0	2	66	0	52
Oct 20	FS	0	0	0	0	2	44	0	26
Oct 27	at USU	Did Not Play							
Nov 3	SDSU	0	0	0	0	1	12	1	12
Nov 10	at AFA	0	0	0	0	3	77	0	56
Nov 16	BSU	0	0	0	0	0	0	0	0
Nov 24	WYO	0	0	0	0	0	0	0	0
TOTAL		0	0	0	0	16	316	2	56

Date	Opponent	Rush	Yds	TD	LG	Rec	Yds	TD	LG
Oct 24	at CSU				No Contest				
Oct. 31	SJSU				Did Not Play				
Nov 7	at HAW				Did Not Play				
Nov 14	NEV								
Nov 20	at AFA								
Nov 26	at USU								
Dec 5	WYO								
Dec 12	FS								
TOTAL		0	0	0	0	0	0	0	0
CAREER		0	0	0	0	0	0	0	0

TE - #47 Caleb Marra

2020

Date	Opponent	Rush	Yds	TD	LG	Rec	Yds	TD	LG
Oct 24	at CSU					No Contest			
Oct 31	SJSU					Did Not Play			
Nov 7	at HAW					Did Not Play			
Nov 14	NEV								
Nov 20	at AFA								
Nov 26	at USU								
Dec 5	WYO								
Dec 12	FS								
TOTAL		0	0	0	0	0	0	0	0
CAREER		0	0	0	0	0	0	0	0

TE - #85 Kyle Jarvis

2019

Date	Opponent	Rush	Yds	TD	LG	Rec	Yds	TD	LG
Aug 31	SHSU	0	0	0	0	0	0	0	0
Sept 14	at ND	0	0	0	0	0	0	0	0
Sept 21	NMSU	0	0	0	0	0	0	0	0
Sept 28	at LIBERTY	0	0	0	0	0	0	0	0
Oct 4	at SJSU	0	0	0	0	0	0	0	0
Oct 11	CSU	0	0	0	0	0	0	0	0
Oct 19	at WYO	0	0	0	0	0	0	0	0
Oct 26	HAW	0	0	0	0	0	0	0	0
Nov 2	at NEV	0	0	0	0	0	0	0	0
Nov 16	at BSU	0	0	0	0	0	0	0	0
Nov 23	AFA	0	0	0	0	0	0	0	0
Nov 30	USU								
TOTAL		0	0	0	0	0	0	0	0

2020

Date	Opponent	Rush	Yds	TD	LG	Rec	Yds	TD	LG
Oct 24	at CSU					No Contest			
Oct 31	SJSU	0	0	0	0	2	28	0	14
Nov 7	at HAW	0	0	0	0	0	0	0	0
Nov 14	NEV								
Nov 20	at AFA								
Nov 26	at USU								
Dec 5	WYO								
Dec 12	FS								
TOTAL		0	0	0	0	2	28	0	14
CAREER		0	0	0	0	2	28	0	14

TE - #86 Kyle Hester

2020

Date	Opponent	Rush	Yds	TD	LG	Rec	Yds	TD	LG
Oct 24	at CSU					No Contest			
Oct 31	SJSU					Did Not Play			
Nov 7	at HAW					Did Not Play			
Nov 14	NEV								
Nov 20	at AFA								
Nov 26	at USU								
Dec 5	WYO								
Dec 12	FS								
TOTAL		0	0	0	0	0	0	0	0
CAREER		0	0	0	0	0	0	0	0

TE - #88 Marcus Williams

2017

Date	Opponent	Rush	Yds	TD	LG	Rec	Yds	TD	LG
Sept 2	ACU	0	0	0	0	0	0	0	0
Sept 9	NMSU	0	0	0	0	0	0	0	0
Sept 14	at BSU	0	0	0	0	0	0	0	0
Sept 23	at Tulsa	0	0	0	0	0	0	0	0
Sept 30	AFA	0	0	0	0	0	0	0	0
Oct 14	at FS	0	0	0	0	0	0	0	0
Oct 20	CSU	0	0	0	0	1	27	0	27
Oct 28	at WYO	0	0	0	0	0	0	0	0
Nov 4	USU	0	0	0	0	0	0	0	0
Nov 11	TA&M	0	0	0	0	0	0	0	0
Nov 17	UNLV	0	0	0	0	0	0	0	0
Nov 24	at SDSU	0	0	0	0	0	0	0	0
TOTAL		0	0	0	0	1	27	0	27

2018

Date	Opponent	Rush	Yds	TD	LG	Rec	Yds	TD	LG
Sept 1	UIW	0	0	0	0	2	43	2	33
Sept 8	at WISC	0	0	0	0	2	16	0	10
Sept 15	at NMSU	0	0	0	0	0	0	0	0
Sept 29	LIBERTY	0	0	0	0	3	32	1	18
Oct 6	at UNLV	0	0	0	0	1	7	0	7
Oct 13	at CSU					Did Not Play			
Oct 20	FS	0	0	0	0	1	7	0	7
Oct 27	at USU	0	0	0	0	2	17	0	14
Nov 3	SDSU					Did Not Play			
Nov 10	at AFA	0	0	0	0	1	7	0	7
Nov 16	BSU	0	0	0	0	1	9	0	9
Nov 24	WYO	0	0	0	0	0	0	0	0
TOTAL		0	0	0	0	13	138	3	33

2019

Date	Opponent	Rush	Yds	TD	LG	Rec	Yds	TD	LG
Aug 31	SHSU	0	0	0	0	2	46	0	36
Sept 14	at ND	0	0	0	0	0	0	0	0
Sept 21	NMSU	0	0	0	0	2	73	0	42
Sept 28	at LIBERTY	0	0	0	0	3	33	0	18
Oct 4	at SJSU	0	0	0	0	2	38	0	24
Oct 11	CSU	0	0	0	0	5	58	0	16
Oct 19	at WYO	0	0	0	0	2	27	0	22
Oct 26	HAW	0	0	0	0	1	24	0	24
Nov 2	at NEV	0	0	0	0	6	74	0	24
Nov 16	at BSU	0	0	0	0	1	35	0	35
Nov 23	AFA	0	0	0	0	0	0	0	0
Nov 30	USU	0	0	0	0	2	20	1	19
TOTAL		0	0	0	0	26	428	1	42

2020

Date	Opponent	Rush	Yds	TD	LG	Rec	Yds	TD	LG
Oct 24	at CSU					No Contest			
Oct 31	SJSU	0	0	0	0	2	41	0	21
Nov 7	at HAW	0	0	0	0	0	0	0	0
Nov 14	NEV								
Nov 20	at AFA								
Nov 26	at USU								
Dec 5	WYO								
Dec 12	FS								
TOTAL		0	0	0	0	2	41	0	21
CAREER		0	0	0	0	42	634	4	42

DB - #2 Tony Collier

2019

Date	Opponent	TKL	TFL-Yds	Sack-Yds	FF	FR-Yds	PBU	INT-yds
Aug 31	SHSU					Did Not Play		
Sept 14	at ND					Did Not Play		
Sept 21	NMSU	2	0.0-0	0.0-0	0	0-0	1	0-0 0
Sept 28	at LIBERTY	0	0.0-0	0.0-0	0	0-0	0	0-0 0
Oct 4	at SJSU	1	0.0-0	0.0-0	0	0-0	0	0-0 0
Oct 11	CSU	0	0.0-0	0.0-0	0	0-0	0	0-0 0
Oct 19	at WYO	0	0.0-0	0.0-0	0	0-0	0	0-0 0
Oct 26	HAW	0	0.0-0	0.0-0	0	0-0	0	0-0 0
Nov 2	at NEV	0	0.0-0	0.0-0	0	0-0	0	0-0 0
Nov 16	at BSU	0	0.0-0	0.0-0	0	0-0	0	0-0 0
Nov 23	AFA	0	0.0-0	0.0-0	0	0-0	0	0-0 0
Nov 30	USU	0	0.0-0	0.0-0	0	0-0	0	0-0 0
TOTAL		3	0.0-0	0.0-0	0	0-0	1	0-0 0

2020

Date	Opponent	TKL	TFL-Yds	Sack-Yds	FF	FR-Yds	PBU	INT-yds
Oct 24	at CSU					No Contest		
Oct 31	SJSU					Did Not Play		
Nov 7	at HAW	7	0.0-0	0.0-0	0	0-0	0	0-0 0
Nov 14	NEV							
Nov 20	at AFA							
Nov 26	at USU							
Dec 5	WYO							
Dec 12	FS							
TOTAL		7	0.0-0	0.0-0	0	0-0	0	0-0 0
CAREER		10	0.0-0	0.0-0	0	0-0	1	0-0 0

DB - #3 Patrick Peek

2018

Date	Opponent	TKL	TFL-Yds	Sack-Yds	FF	FR-Yds	PBU	INT-yds
Sept 1	UIW	2	0.0-0	0.0-0	0	0-0	0	0-0 0
Sept 8	at WISC	2	0.0-0	0.0-0	0	0-0	0	0-0 0
Sept 15	at NMSU	0	0.0-0	0.0-0	0	0-0	0	0-0 0
Sept 29	LIBERTY	0	0.0-0	0.0-0	0	0-0	0	0-0 0
Oct 6	at UNLV	4	0.0-0	0.0-0	0	0-0	0	0-0 0
Oct 13	at CSU	0	0.0-0	0.0-0	0	0-0	0	0-0 0
Oct 20	FS	1	0.0-0	0.0-0	0	0-0	0	0-0 0
Oct 27	at USU	7	1.0-3	0.0-0	1	0-0	0	0-0 0
Nov 3	SDSU	5	0.0-0	0.0-0	0	0-0	0	0-0 0
Nov 10	at AFA	1	0.0-0	0.0-0	0	0-0	0	0-0 0
Nov 16	BSU	1	0.0-0	0.0-0	0	0-0	0	0-0 0
Nov 24	WYO	2	0.0-0	0.0-0	0	0-0	0	0-0 0
TOTAL		25	1.0-3	0.0-0	1	0-0	0	0-0 0

2019

Date	Opponent	TKL	TFL-Yds	Sack-Yds	FF	FR-Yds	PBU	INT-yds
Aug 31	SHSU	7	1.0-1	0.0-0	0	0-0	0	0-0 0
Sept 14	at ND	3	0.0-0	0.0-0	0	0-0	0	0-0 0
Sept 21	NMSU	2	0.0-0	0.0-0	0	0-0	0	0-0 0
Sept 28	at LIBERTY	6	0.0-0	0.0-0	0	0-0	0	0-0 0
Oct 4	at SJSU					Did Not Play		
Oct 11	CSU					Did Not Play		
Oct 19	at WYO					Did Not Play		
Oct 26	HAW					Did Not Play		
Nov 2	at NEV					Did Not Play		
Nov 16	at BSU					Did Not Play		
Nov 23	AFA					Did Not Play		
Nov 30	USU					Did Not Play		
TOTAL		18	1.0-1	0.0-0	0	0-0	0	0-0 0

2020

Date	Opponent	TKL	TFL-Yds	Sack-Yds	FF	FR-Yds	PBU	INT-yds
TD								
Oct 24	at CSU					No Contest		
Oct 31	SJSU	6	0.0-0	0.0-0	0	0-0	0	0-0 0
Nov 7	at HAW	2	0.0-0	0.0-0	0	0-0	1	0-0 0
Nov 14	NEV							
Nov 20	at AFA							
Nov 26	at USU							
Dec 5	WYO							
Dec 12	FS							
TOTAL		8	0.0-0	0.0-0	0	0-0	1	0-0 0
CAREER		51	2.0-4	0.0-0	1	0-0	1	0-0 0

DB - #8 Donte Martin

2018

Date	Opponent	TKL	TFL-Yds	Sack-Yds	FF	FR-Yds	PBU	INT-yds	TD
Sept 1	UIW			Did Not Play					
Sept 8	at WISC			Did Not Play					
Sept 15	at NMSU			Did Not Play					
Sept 29	LIBERTY			Did Not Play					
Oct 6	at UNLV			Did Not Play					
Oct 13	at CSU			Did Not Play					
Oct 20	FS			Did Not Play					
Oct 27	at USU			Did Not Play					
Nov 3	SDSU			Did Not Play					
Nov 10	at AFA	0	0.0-0	0.0-0	0	0-0	0	0-0	0
Nov 16	BSU	0	0.0-0	0.0-0	0	0-0	0	0-0	0
Nov 24	WYO	0	0.0-0	0.0-0	0	0-0	0	0-0	0
TOTAL		0	0.0-0	0.0-0	0	0-0	0	0-0	0

2019

Date	Opponent	TKL	TFL-Yds	Sack-Yds	FF	FR-Yds	PBU	INT-yds	TD
Aug 31	SHSU	3	0.0-0	0.0-0	0	0-0	0	0-0	0
Sept 14	at ND	1	0.0-0	0.0-0	0	0-0	1	0-0	0
Sept 21	NMSU	6	0.0-0	0.0-0	0	0-0	0	0-0	0
Sept 28	at LIBERTY	5	0.0-0	0.0-0	0	0-0	2	0-0	0
Oct 4	at SJSU	4	0.0-0	0.0-0	0	0-0	4	0-0	0
Oct 11	CSU	3	0.0-0	0.0-0	0	0-0	0	0-0	0
Oct 19	at WYO	3	2.0-2	0.0-0	0	0-0	0	0-0	0
Oct 26	HAW	2	0.0-0	0.0-0	0	0-0	0	0-0	0
Nov 2	at NEV	5	0.0-0	0.0-0	0	0-0	0	0-0	0
Nov 16	at BSU	4	0.0-0	0.0-0	0	0-0	0	0-0	0
Nov 23	AFA	2	0.0-0	0.0-0	0	0-0	0	0-0	0
Nov 30	USU	3	0.0-0	0.0-0	0	0-0	2	0-0	0
TOTAL		41	2.0-2	0.0-0	0	0-0	9	0-0	0

2020

Date	Opponent	TKL	TFL-Yds	Sack-Yds	FF	FR-Yds	PBU	INT-yds	TD
Oct 24	at CSU			No Contest					
Oct 31	SJSU			Did Not Play					
Nov 7	at HAW			Did Not Play					
Nov 14	NEV								
Nov 20	at AFA								
Nov 26	at USU								
Dec 5	WYO								
Dec 12	FS								
TOTAL		0	0.0-0	0.0-0	0	0-0	0	0-0	0
CAREER		41	2.0-2	0.0-0	0	0-0	9	0-0	0

DB - #9 Jerick Reed II

2019

Date	Opponent	TKL	TFL-Yds	Sack-Yds	FF	FR-Yds	PBU	INT-yds	TD
Aug 31	SHSU	3	0.0-0	0.0-0	0	0-0	0	0-0	0
Sept 14	at ND	3	0.0-0	0.0-0	0	0-0	0	0-0	0
Sept 21	NMSU	4	0.0-0	0.0-0	0	0-0	0	1-43	1
Sept 28	at LIBERTY	10	0.0-0	0.0-0	0	0-0	0	0-0	0
Oct 4	at SJSU	9	2.0-5	0.0-0	0	0-0	0	0-0	0
Oct 11	CSU	5	0.0-0	0.0-0	0	0-0	0	0-0	0
Oct 19	at WYO			Did Not Play					
Oct 26	HAW	5	0.0-0	0.0-0	0	0-0	1	0-0	0
Nov 2	at NEV	5	1.0-1	0.0-0	0	0-0	0	0-0	0
Nov 16	at BSU	2	0.0-0	0.0-0	0	0-0	0	0-0	0
Nov 23	AFA			Did Not Play					
Nov 30	USU	5	0.0-0	0.0-0	0	0-0	0	0-0	0
TOTAL		46	3.0-6	0.0-0	0	0-0	1	1-43	1

2020

Date	Opponent	TKL	TFL-Yds	Sack-Yds	FF	FR-Yds	PBU	INT-yds	TD
Oct 24	at CSU			No Contest					
Oct 31	SJSU	7	1.0-1	0.0-0	0	0-0	0	0-0	0
Nov 7	at HAW	3	0.0-0	0.0-0	0	0-0	0	2-28	0
Nov 14	NEV								
Nov 20	at AFA								
Nov 26	at USU								
Dec 5	WYO								
Dec 12	FS								
TOTAL		10	1.0-1	0.0-0	0	0-0	0	2-28	0
CAREER		56	4.0-7	0.0-0	0	0-0	1	3-71	1

#12 Antonio Hunt

2019

Date	Opponent	TKL	TFL-Yds	Sack-Yds	FF	FR-Yds	PBU	INT-yds	TD
Aug 31	SHSU	1	0.0-0	0.0-0	0	0-0	0	0-0	0
Sept 14	at ND	1	0.0-0	0.0-0	0	0-0	0	0-0	0
Sept 21	NMSU	0	0.0-0	0.0-0	0	0-0	0	0-0	0
Sept 28	at LIBERTY			Did Not Play					
Oct 4	at SJSU			Did Not Play					
Oct 11	CSU			Did Not Play					
Oct 19	at WYO			Did Not Play					
Oct 26	HAW	0	0.0-0	0.0-0	0	0-0	0	0-0	0
Nov 2	at NEV			Did Not Play					
Nov 16	at BSU			Did Not Play					
Nov 23	AFA			Did Not Play					
Nov 30	USU			Did Not Play					
TOTAL		2	0.0-0	0.0-0	0	0-0	0	0-0	0

2020

Date	Opponent	TKL	TFL-Yds	Sack-Yds	FF	FR-Yds	PBU	INT-yds	TD
Oct 24	at CSU			No Contest					
Oct 31	SJSU	5	0.0-0	0.0-0	0	0-0	0	0-0	0
Nov 7	at HAW	0	0.0-0	0.0-0	0	0-0	1	0-0	0
Nov 14	NEV								
Nov 20	at AFA								
Nov 26	at USU								
Dec 5	WYO								
Dec 12	FS								
TOTAL		5	0.0-0	0.0-0	0	0-0	1	0-0	0
CAREER		7	0.0-0	0.0-0	0	0-0	1	0-0	0

DB - #13 Nico Bolden

2018

Date	Opponent	TKL	TFL-Yds	Sack-Yds	FF	FR-Yds	PBU	INT-yds	TD
Sept 1	UIW	0	0.0-0	0.0-0	0	0-0	0	0-0	0
Sept 8	at WISC	0	0.0-0	0.0-0	0	0-0	0	0-0	0
Sept 15	at NMSU	0	0.0-0	0.0-0	0	0-0	0	0-0	0
Sept 29	LIBERTY	0	0.0-0	0.0-0	0	0-0	0	0-0	0
Oct 6	at UNLV	0	0.0-0	0.0-0	0	0-0	0	0-0	0
Oct 13	at CSU	1	0.0-0	0.0-0	0	0-0	0	0-0	0
Oct 20	FS	0	0.0-0	0.0-0	0	0-0	0	0-0	0
Oct 27	at USU	3	0.0-0	0.0-0	0	0-0	0	0-0	0
Nov 3	SDSU	2	0.0-0	0.0-0	0	0-0	0	0-0	0
Nov 10	at AFA	0	0.0-0	0.0-0	0	0-0	0	0-0	0
Nov 16	BSU			Did Not Play					
Nov 24	WYO			Did Not Play					
TOTAL		6	0.0-0	0.0-0	0	0-0	0	0-0	0

2019

Date	Opponent	TKL	TFL-Yds	Sack-Yds	FF	FR-Yds	PBU	INT-yds	TD
Aug 31	SHSU	1	0.0-0	0.0-0	0	0-0	0	0-0	0
Sept 14	at ND	0	0.0-0	0.0-0	0	0-0	0	0-0	0
Sept 21	NMSU			Did Not Play					
Sept 28	at LIBERTY	0	0.0-0	0.0-0	0	0-0	0	0-0	0
Oct 4	at SJSU	0	0.0-0	0.0-0	0	0-0	0	0-0	0
Oct 11	CSU	1	0.0-0	0.0-0	0	0-0	0	0-0	0
Oct 19	at WYO	8	0.0-0	0.0-0	0	0-0	0	0-0	0
Oct 26	HAW	0	0.0-0	0.0-0	0	0-0	0	0-0	0
Nov 2	at NEV	0	0.0-0	0.0-0	0	0-0	0	0-0	0
Nov 16	at BSU	3	0.0-0	0.0-0	0	0-0	0	0-0	0
Nov 23	AFA	3	1.0-3	0.0-0	0	0-0	0	0-0	0
Nov 30	USU	0	0.0-0	0.0-0	0	0-0	0	0-0	0
TOTAL		16	1.0-3	0.0-0	0	0-0	0	0-0	0

2020

Date	Opponent	TKL	TFL-Yds	Sack-Yds	FF	FR-Yds	PBU	INT-yds	TD
Oct 24	at CSU			No Contest					
Oct 31	SJSU			Did Not Play					
Nov 7	at HAW	6	1.0-4	0.0-0	0	0-0	0	0-0	0
Nov 14	NEV								
Nov 20	at AFA								
Nov 26	at USU								
Dec 5	WYO								
Dec 12	FS								
TOTAL		6	1.0-4	0.0-0	0	0-0	0	0-0	0
CAREER		28	2.0-7	0.0-0	0	0-0	0	0-0	0

DB - #14 Michael LoVett

2019

Date	Opponent	TKL	TFL-Yds	Sack-Yds	FF	FR-Yds	PBU	INT-yds	TD
Aug 31	SHSU	0	0.0-0	0.0-0	0	0-0	0	0-0	0
Sept 14	at ND	2	0.0-0	0.0-0	0	0-0	0	0-0	0
Sept 21	NMSU	1	0.0-0	0.0-0	0	0-0	0	0-0	0
Sept 28	at LIBERTY	0	0.0-0	0.0-0	0	0-0	0	0-0	0
Oct 4	at SJSU	1	0.0-0	0.0-0	0	0-0	0	0-0	0
Oct 11	CSU	1	0.0-0	0.0-0	0	0-0	0	0-0	0
Oct 19	at WYO	0	0.0-0	0.0-0	0	0-0	0	0-0	0
Oct 26	HAW	0	0.0-0	0.0-0	0	0-0	0	0-0	0
Nov 2	at NEV	6	0.0-0	0.0-0	0	0-0	0	0-0	0
Nov 16	at BSU	0	0.0-0	0.0-0	0	0-0	0	0-0	0
Nov 23	AFA	0	0.0-0	0.0-0	0	0-0	0	0-0	0
Nov 30	USU	0	0.0-0	0.0-0	0	0-0	0	0-0	0
TOTAL		15	0.0-0	0.0-0	0	0-0	0	0-0	0

2020

Date	Opponent	TKL	TFL-Yds	Sack-Yds	FF	FR-Yds	PBU	INT-yds	TD
Oct 24	at CSU					No Contest			
Oct 31	SJSU					Did Not Play			
Nov 7	at HAW	5	0.0-0	0.0-0	0	0-0	0	0-0	0
Nov 14	NEV								
Nov 20	at AFA								
Nov 26	at USU								
Dec 5	WYO								
Dec 12	FS								
TOTAL		5	0.0-0	0.0-0	0	0-0	0	0-0	0
CAREER		20	0.0-0	0.0-0	0	0-0	0	0-0	0

DB - #22 Darius McCray

2020

Date	Opponent	TKL	TFL-Yds	Sack-Yds	FF	FR-Yds	PBU	INT-yds	TD
Oct 24	at CSU				No Contest				
Oct 31	SJSU				Did Not Play				
Nov 7	at HAW				Did Not Play				
Nov 14	NEV								
Nov 20	at AFA								
Nov 26	at USU								
Dec 5	WYO								
Dec 12	FS								
TOTAL		0	0.0-0	0.0-0	0	0-0	0	0-0	0
CAREER		0	0.0-0	0.0-0	0	0-0	0	0-0	0

DB - #24 Corey Hightower

2017

Date	Opponent	TKL	TFL-Yds	Sack-Yds	FF	FR-Yds	PBU	INT-yds	TD
Sept 2	ACU	0	0.0-0	0.0-0	0	0-0	0	0-0	0
Sept 9	NMSU	0	0.0-0	0.0-0	0	0-0	0	0-0	0
Sept 14	at BSU	0	0.0-0	0.0-0	0	0-0	0	0-0	0
Sept 23	at Tulsa	0	0.0-0	0.0-0	0	0-0	0	0-0	0
Sept 30	AFA	0	0.0-0	0.0-0	0	0-0	0	0-0	0
Oct 14	at FS	0	0.0-0	0.0-0	0	0-0	0	0-0	0
Oct 20	CSU	0	0.0-0	0.0-0	0	0-0	0	0-0	0
Oct 28	at WYO	0	0.0-0	0.0-0	0	0-0	0	0-0	0
Nov 4	USU	0	0.0-0	0.0-0	0	0-0	0	0-0	0
Nov 11	TA&M	0	0.0-0	0.0-0	0	0-0	0	0-0	0
Nov 17	UNLV	0	0.0-0	0.0-0	0	0-0	0	0-0	0
Nov 24	at SDSU	0	0.0-0	0.0-0	0	0-0	0	0-0	0
TOTAL		0	0.0-0	0.0-0	0	0-0	0	0-0	0

2018

Date	Opponent	TKL	TFL-Yds	Sack-Yds	FF	FR-Yds	PBU	INT-yds	TD
Sept 1	UIW	0	0.0-0	0.0-0	0	0-0	0	0-0	0
Sept 8	at WISC	0	0.0-0	0.0-0	0	0-0	0	0-0	0
Sept 15	at NMSU				Did Not Play				
Sept 29	LIBERTY				Did Not Play				
Oct 6	at UNLV				Did Not Play				
Oct 13	at CSU				Did Not Play				
Oct 20	FS	0	0.0-0	0.0-0	0	0-0	0	0-0	0
Oct 27	at USU	0	0.0-0	0.0-0	0	0-0	0	0-0	0
Nov 3	SDSU				Did Not Play				
Nov 10	at USU				Did Not Play				
Nov 16	BSU				Did Not Play				
Nov 24	WYO				Did Not Play				
TOTAL		0	0.0-0	0.0-0	0	0-0	0	0-0	0

2019

Date	Opponent	TKL	TFL-Yds	Sack-Yds	FF	FR-Yds	PBU	INT-yds	TD
Aug 31	SHSU	0	0.0-0	0.0-0	0	0-0	0	0-0	0
Sept 14	at ND				Did Not Play				
Sept 21	NMSU	0	0.0-0	0.0-0	0	0-0	0	0-0	0
Sept 28	at LIBERTY	0	0.0-0	0.0-0	0	0-0	0	0-0	0
Oct 4	at SJSU				Did Not Play				
Oct 11	CSU				Did Not Play				
Oct 19	at WYO				Did Not Play				
Oct 26	HAW	0	0.0-0	0.0-0	0	0-0	0	0-0	0
Nov 2	at NEV				Did Not Play				
Nov 16	at BSU				Did Not Play				
Nov 23	AFA	0	0.0-0	0.0-0	0	0-0	0	0-0	0
Nov 30	USU	2	0.0-0	0.0-0	0	0-0	0	0-0	0
TOTAL		2	0.0-0	0.0-0	0	0-0	0	0-0	0

2020

Date	Opponent	TKL	TFL-Yds	Sack-Yds	FF	FR-Yds	PBU	INT-yds	TD
Oct 24	at CSU				No Contest				
Oct 31	SJSU	0	0.0-0	0.0-0	0	0-0	0	0-0	0
Nov 7	at HAW	0	0.0-0	0.0-0	0	0-0	0	0-0	0
Nov 14	NEV								
Nov 20	at AFA								
Nov 26	at USU								
Dec 5	WYO								
Dec 12	FS								
TOTAL		0	0.0-0	0.0-0	0	0-0	0	0-0	0
CAREER		2	0.0-0	0.0-0	0	0-0	0	0-0	0

DB - #25 Marquae Kirkendoll

2020

Date	Opponent	TKL	TFL-Yds	Sack-Yds	FF	FR-Yds	PBU	INT-yds	TD
Oct 24	at CSU				No Contest				
Oct 31	SJSU	1	0.0-0	0.0-0	0	0-0	0	0-0	0
Nov 7	at HAW	0	0.0-0	0.0-0	0	0-0	0	0-0	0
Nov 14	NEV								
Nov 20	at AFA								
Nov 26	at USU								
Dec 5	WYO								
Dec 12	FS								
TOTAL		1	0.0-0	0.0-0	0	0-0	0	0-0	0

DB - #26 Nic Wilson

2020

Date	Opponent	TKL	TFL-Yds	Sack-Yds	FF	FR-Yds	PBU	INT-yds	TD
Oct 24	at CSU				No Contest				
Oct 31	SJSU	7	0.0-0	0.0-0	0	0-0	0	0-0	0
Nov 7	at HAW				Did Not Play				
Nov 14	NEV								
Nov 20	at AFA								
Nov 26	at USU								
Dec 5	WYO								
Dec 12	FS								
TOTAL		7	0.0-0	0.0-0	0	0-0	0	0-0	0

DB - #27 Quinn Potts

2020

Date	Opponent	TKL	TFL-Yds	Sack-Yds	FF	FR-Yds	PBU	INT-yds	TD
Oct 24	at CSU				No Contest				
Oct 31	SJSU				Did Not Play				
Nov 7	at HAW				Did Not Play				
Nov 14	NEV								
Nov 20	at AFA								
Nov 26	at USU								
Dec 5	WYO								
Dec 12	FS								
TOTAL		0	0.0-0	0.0-0	0	0-0	0	0-0	0

LB - #5 James Lewis

2019

Date	Opponent	TKL	TFL-Yds	Sack-Yds	FF	FR-Yds	PBU	INT-yds	TD
Aug 31	SHSU				Did Not Play				
Sept 14	at ND	0	0.0-0	0.0-0	0	0-0	0	0-0	0
Sept 21	NMSU	3	0.0-0	0.0-0	0	0-0	0	0-0	0
Sept 28	at LIBERTY				Did Not Play				
Oct 4	at SJSU	0	0.0-0	0.0-0	0	0-0	0	0-0	0
Oct 11	CSU				Did Not Play				
Oct 19	at WYO	0	0.0-0	0.0-0	0	0-0	0	0-0	0
Oct 26	HAW	1	0.0-0	0.0-0	0	0-0	0	0-0	0
Nov 2	at NEV	0	0.0-0	0.0-0	0	0-0	0	0-0	0
Nov 16	at BSU	0	0.0-0	0.0-0	0	0-0	0	0-0	0
Nov 23	AFA	0	0.0-0	0.0-0	0	0-0	0	0-0	0
Nov 30	USU								
TOTAL		4	0.0-0	0.0-0	0	0-0	0	0-0	0

2020

Date	Opponent	TKL	TFL-Yds	Sack-Yds	FF	FR-Yds	PBU	INT-yds	TD
Oct 24	at CSU				No Contest				
Oct 31	SJSU				Did Not Play				
Nov 7	at HAW				Did Not Play				
Nov 14	NEV								
Nov 20	at AFA								
Nov 26	at USU								
Dec 5	WYO								
Dec 12	FS								
TOTAL		0	0.0-0	0.0-0	0	0-0	0	0-0	0
CAREER		4	0.0-0	0.0-0	0	0-0	0	0-0	0

LB - #11 Kameron Miller

2017

Date	Opponent	TKL	TFL-Yds	Sack-Yds	FF	FR-Yds	PBU	INT-yds	TD
Sept 2	ACU	0	0.0-0	0.0-0	0	0-0	0	0-0	0
Sept 9	NMSU				Did Not Play				
Sept 14	at BSU	0	0.0-0	0.0-0	0	0-0	0	0-0	0
Sept 23	at Tulsa	0	0.0-0	0.0-0	0	0-0	0	0-0	0
Sept 30	AFA	0	0.0-0	0.0-0	0	0-0	0	0-0	0
Oct 14	at FS	0	0.0-0	0.0-0	0	0-0	0	0-0	0
Oct 20	CSU	0	0.0-0	0.0-0	0	0-0	0	0-0	0
Oct 28	at WYO	0	0.0-0	0.0-0	0	0-0	0	0-0	0
Nov 4	USU	0	0.0-0	0.0-0	0	0-0	0	0-0	0
Nov 11	TA&M	0	0.0-0	0.0-0	0	0-0	0	0-0	0
Nov 17	UNLV	0	0.0-0	0.0-0	0	0-0	0	0-0	0
Nov 24	at SDSU	0	0.0-0	0.0-0	0	0-0	0	0-0	0
TOTAL		0	0.0-0	0.0-0	0	0-0	0	0-0	0

2018

Date	Opponent	TKL	TFL-Yds	Sack-Yds	FF	FR-Yds	PBU	INT-yds	TD
Sept 1	UIW	0	0.0-0	0.0-0	0	0-0	0	0-0	0
Sept 8	at WISC	0	0.0-0	0.0-0	0	0-0	0	0-0	0
Sept 15	at NMSU	0	0.0-0	0.0-0	0	0-0	0	0-0	0
Sept 29	LIBERTY	0	0.0-0	0.0-0	0	0-0	0	0-0	0
Oct 6	at UNLV	2	0.0-0	0.0-0	0	0-0	0	0-0	0
Oct 13	at CSU	0	0.0-0	0.0-0	0	0-0	0	0-0	0
Oct 20	FS	0	0.0-0	0.0-0	0	0-0	0	0-0	0
Oct 27	at USU	5	0.0-0	0.0-0	0	0-0	0	0-0	0
Nov 3	SDSU	0	0.0-0	0.0-0	0	0-0	0	0-0	0
Nov 10	at AFA	0	0.0-0	0.0-0	0	0-0	0	0-0	0
Nov 16	BSU	5	1.0-1	0.0-0	0	0-0	0	0-0	0
Nov 24	WYO	2	0.0-0	0.0-0	0	0-0	0	0-0	0
TOTAL		14	1.0-1	0.0-0	0	0-0	0	0-0	0

2019

Date	Opponent	TKL	TFL-Yds	Sack-Yds	FF	FR-Yds	PBU	INT-Yds	TD
Aug 31	SHSU	5	0.0-0	0.0-0	0	0-0	0	0-0	0
Sept 14	at ND	2	0.0-0	0.0-0	0	0-0	0	0-0	0
Sept 21	NMSU	2	0.0-0	0.0-0	0	0-0	0	0-0	0
Sept 28	at LIBERTY	0	0.0-0	0.0-0	0	0-0	0	0-0	0
Oct 4	at SJSU	4	0.5-0	0.0-0	0	0-0	0	0-0	0
Oct 11	CSU	1	0.0-0	0.0-0	0	0-0	0	0-0	0
Oct 19	at WYO	3	0.0-0	0.0-0	0	0-0	0	0-0	0
Oct 26	HAW	Did Not Play							
Nov 2	at NEV	1	0.0-0	0.0-0	0	0-0	0	0-0	0
Nov 16	at BSU	3	0.0-0	0.0-0	0	0-0	0	0-0	0
Nov 23	AFA	4	0.0-0	0.0-0	0	0-0	0	0-0	0
Nov 30	USU	Did Not Play							
TOTAL		25	0.5-0	0.0-0	0	0-0	0	0-0	0

LB - #23 Reco Hannah

2019

Date	Opponent	TKL	TFL-Yds	Sack-Yds	FF	FR-Yds	PBU	INT-yds	TD
Aug 31	SHSU	0	0.0-0	0.0-0	0	0-0	0	0-0	0
Sept 14	at ND	0	0.0-0	0.0-0	0	0-0	0	0-0	0
Sept 21	NMSU	0	0.0-0	0.0-0	0	0-0	0	0-0	0
Sept 28	at LIBERTY	4	0.5-1	0.0-0	0	0-0	0	0-0	0
Oct 4	at SJSU	2	0.0-0	0.0-0	0	0-0	0	0-0	0
Oct 11	CSU	0	0.0-0	0.0-0	0	0-0	0	0-0	0
Oct 19	at WYO	0	0.0-0	0.0-0	0	0-0	0	0-0	0
Oct 26	HAW	1	0.0-0	0.0-0	0	0-0	0	0-0	0
Nov 2	at NEV	2	0.0-0	0.0-0	0	0-0	0	0-0	0
Nov 16	at BSU	1	0.0-0	0.0-0	0	0-0	0	0-0	0
Nov 23	AFA	0	0.0-0	0.0-0	0	0-0	0	0-0	0
Nov 30	USU	2	0.0-0	0.0-0	0	0-0	0	0-0	0
TOTAL		12	0.5-1	0.0-0	0	0-0	0	0-0	0

2020

Date	Opponent	TKL	TFL-Yds	Sack-Yds	FF	FR-Yds	PBU	INT-yds	TD
Oct 24	at CSU			No Contest					
Oct 31	SJSU			Did Not Play					
Nov 7	at HAW	3	0.0-0	0.0-0	0	0-0	0	0-0	0
Nov 14	NEV								
Nov 20	at AFA								
Nov 26	at USU								
Dec 5	WYO								
Dec 12	FS								
TOTAL		3	0.0-0	0.0-0	0	0-0	0	0-0	0
CAREER		15	0.5-1	0.0-0	0	0-0	0	0-0	0

LB - #30 Ray Leutele

2020

Date	Opponent	TKL	TFL-Yds	Sack-Yds	FF	FR-Yds	PBU	INT-yds	TD
Oct 24	at CSU			No Contest					
Oct 31	SJSU	0	0.0-0	0.0-0	0	0-0	0	0-0	0
Nov 7	at HAW	2	0.0-0	0.0-0	0	0-0	0	0-0	0
Nov 14	NEV								
Nov 20	at AFA								
Nov 26	at USU								
Dec 5	WYO								
Dec 12	FS								
TOTAL/CAREER		2	0.0-0	0.0-0	0	0-0	0	0-0	0

LB - #35 Semaj Sims

2020

Date	Opponent	TKL	TFL-Yds	Sack-Yds	FF	FR-Yds	PBU	INT-yds	TD
Oct 24	at CSU			No Contest					
Oct 31	SJSU			Did Not Play					
Nov 7	at HAW			Did Not Play					
Nov 14	NEV								
Nov 20	at AFA								
Nov 26	at USU								
Dec 5	WYO								
Dec 12	FS								
TOTAL		0	0.0-0	0.0-0	0	0-0	0	0-0	0

LB - #36 Syaïre Riley

2020

Date	Opponent	TKL	TFL-Yds	Sack-Yds	FF	FR-Yds	PBU	INT-yds	TD
Oct 24	at CSU			No Contest					
Oct 31	SJSU	0	0.0-0	0.0-0	0	0-0	0	0-0	0
Nov 7	at HAW	1	0.0-0	0.0-0	0	0-0	0	0-0	0
Nov 14	NEV								
Nov 20	at AFA								
Nov 26	at USU								
Dec 5	WYO								
Dec 12	FS								
TOTAL/CAREER		1	0.0-0	0.0-0	0	0-0	0	0-0	0

#38 Matthew French

2017

Date	Opponent	TKL	TFL-Yds	Sack-Yds	FF	FR-Yds	PBU	INT-yds	TD
Sept 2	ACU			Did Not Play					
Sept 9	NMSU			Did Not Play					
Sept 14	at BSU			Did Not Play					
Sept 23	at Tulsa			Did Not Play					
Sept 30	AFA			Did Not Play					
Oct 14	at FS			Did Not Play					
Oct 20	CSU			Did Not Play					
Oct 28	at WYO			Did Not Play					
Nov 4	USU			Did Not Play					
Nov 11	TA&M			Did Not Play					
Nov 17	UNLV			Did Not Play					
Nov 24	at SDSU			Did Not Play					
TOTAL		0	0.0-0	0.0-0	0	0-0	0	0-0	0

2018

Date	Opponent	TKL	TFL-Yds	Sack-Yds	FF	FR-Yds	PBU	INT-yds	TD
Sept 1	UIW			Did Not Play					
Sept 8	at WISC			Did Not Play					
Sept 15	at NMSU			Did Not Play					
Sept 29	LIBERTY			Did Not Play					
Oct 6	at UNLV			Did Not Play					
Oct 13	at CSU			Did Not Play					
Oct 20	FS			Did Not Play					
Oct 27	at USU			Did Not Play					
Nov 3	SDSU			Did Not Play					
Nov 10	at AFA			Did Not Play					
Nov 16	BSU			Did Not Play					
Nov 24	WYO			Did Not Play					
TOTAL		0	0.0-0	0.0-0	0	0-0	0	0-0	0

2019

Date	Opponent	TKL	TFL-Yds	Sack-Yds	FF	FR-Yds	PBU	INT-yds	TD
Aug 31	SHSU			Did Not Play					
Sept 14	at ND			Did Not Play					
Sept 21	NMSU			Did Not Play					
Sept 28	at LIBERTY			Did Not Play					
Oct 4	at SJSU			Did Not Play					
Oct 11	CSU			Did Not Play					
Oct 19	at WYO			Did Not Play					
Oct 26	HAW			Did Not Play					
Nov 2	at NEV			Did Not Play					
Nov 16	at BSU			Did Not Play					
Nov 23	AFA			Did Not Play					
Nov 30	USU			Did Not Play					
TOTAL		0	0.0-0	0.0-0	0	0-0	0	0-0	0

2020

Date	Opponent	TKL	TFL-Yds	Sack-Yds	FF	FR-Yds	PBU	INT-yds	TD
Oct 24	at CSU			No Contest					
Oct 31	SJSU			Did Not Play					
Nov 7	at HAW			Did Not Play					
Nov 14	NEV								
Nov 20	at AFA								
Nov 26	at USU								
Dec 5	WYO								
Dec 12	FS								
TOTAL		0	0.0-0	0.0-0	0	0-0	0	0-0	0
CAREER		0	0.0-0	0.0-0	0	0-0	0	0-0	0

LB - #41 Dion Hunter

2020

Date	Opponent	TKL	TFL-Yds	Sack-Yds	FF	FR-Yds	PBU	INT-yds	TD
Oct 24	at CSU			No Contest					
Oct 31	SJSU			Did Not Play					
Nov 7	at HAW	5	0.0-0	0.0-0	0	0-0	0	0-0	0
Nov 14	NEV								
Nov 20	at AFA								
Nov 26	at USU								
Dec 5	WYO								
Dec 12	FS								
TOTAL		5	0.0-0	0.0-0	0	0-0	0	0-0	0
CAREER		5	0.0-0	0.0-0	0	0-0	0	0-0	0

LB - #45 Josh Woisin

2019

Date	Opponent	TKL	TFL-Yds	Sack-Yds	FF	FR-Yds	PBU	INT-yds	TD
Aug 31	SHSU			Did Not Play					
Sept 14	at ND			Did Not Play					
Sept 21	NMSU			Did Not Play					
Sept 28	at LIBERTY			Did Not Play					
Oct 4	at SJSU			Did Not Play					
Oct 11	CSU			Did Not Play					
Oct 19	at WYO			Did Not Play					
Oct 26	HAW			Did Not Play					
Nov 2	at NEV			Did Not Play					
Nov 16	at BSU			Did Not Play					
Nov 23	AFA			Did Not Play					
Nov 30	USU			Did Not Play					
TOTAL		0	0.0-0	0.0-0	0	0-0	0	0-0	0

2020

Date	Opponent	TKL	TFL-Yds	Sack-Yds	FF	FR-Yds	PBU	INT-yds	TD
Oct 24	at CSU			No Contest					
Oct 31	SJSU	0	0.0-0	0.0-0	0	0-0	0	0-0	0
Nov 7	at HAW	1	0.0-0	0.0-0	0	0-0	0	0-0	0
Nov 14	NEV								
Nov 20	at AFA								
Nov 26	at USU								
Dec 5	WYO								
Dec 12	FS								
TOTAL		1	0.0-0	0.0-0	0	0-0	0	0-0	0
CAREER		1	0.0-0	0.0-0	0	0-0	0	0-0	0

LB - #46 Brandon Shook

2018

Date	Opponent	TKL	TFL-Yds	Sack-Yds	FF	FR-Yds	PBU	INT-yds	TD
Sept 1	UIW	3	1.0-8	0.0-0	1	0-0	0	0-0	0
Sept 8	at WISC	0	0.0-0	0.0-0	0	0-0	0	0-0	0
Sept 15	at NMSU	1	0.0-0	0.0-0	0	0-0	0	0-0	0
Sept 29	LIBERTY	0	0.0-0	0.0-0	0	0-0	0	0-0	0
Oct 6	at UNLV	2	1.0-9	1.0-9	1	0-0	0	0-0	0
Oct 13	at CSU	0	0.0-0	0.0-0	0	0-0	0	0-0	0
Oct 20	FS	3	0.0-0	0.0-0	0	0-0	0	0-0	0
Oct 27	at USU	3	0.0-0	0.0-0	0	0-0	0	0-0	0
Nov 3	SDSU	2	0.0-0	0.0-0	0	0-0	0	0-0	0
Nov 10	at AFA	7	0.5-1	0.0-0	0	0-0	0	0-0	0
Nov 16	BSU	14	1.0-8	1.0-8	0	0-0	0	0-0	0
Nov 24	WYO	5	0.0-0	0.0-0	0	0-0	0	0-0	0
TOTAL		40	3.5-26	2.0-17	2	0-0	0	0-0	0

2019

Date	Opponent	TKL	TFL-Yds	Sack-Yds	FF	FR-Yds	PBU	INT-yds	TD</
------	----------	-----	---------	----------	----	--------	-----	---------	------

DL - #51 Bryce Santana

2020

Date	Opponent	TKL	TFL-Yds	Sack-Yds	FF	FR-Yds	PBU	INT-yds	TD
Oct 24	at CSU				No Contest				
Oct 31	SJSU				Did Not Play				
Nov 7	at HAW				Did Not Play				
Nov 14	NEV								
Nov 20	at AFA								
Nov 26	at USU								
Dec 5	WYO								
Dec 12	FS								
TOTAL		0	0.0-0	0.0-0	0	0-0	0	0-0	0
CAREER		0	0.0-0	0.0-0	0	0-0	0	0-0	0

DL - #52 Ian Shewell

2020

Date	Opponent	TKL	TFL-Yds	Sack-Yds	FF	FR-Yds	PBU	INT-yds	TD
Oct 24	at CSU				No Contest				
Oct 31	SJSU	1	0.0-0	0.0-0	0	0-0	0	0-0	0
Nov 7	at HAW	2	0.0-0	0.0-0	0	1-0	0	0-0	0
Nov 14	NEV								
Nov 20	at AFA								
Nov 26	at USU								
Dec 5	WYO								
Dec 12	FS								
TOTAL		3	0.0-0	0.0-0	0	1-0	0	0-0	0
CAREER		3	0.0-0	0.0-0	0	1-0	0	0-0	0

DL - #54 Langston Murray

2018

Date	Opponent	TKL	TFL-Yds	Sack-Yds	FF	FR-Yds	PBU	INT-yds	TD
Sept 1	UIW	1	0.0-0	0.0-0	0	0-0	0	0-0	0
Sept 8	at WISC				Did Not Play				
Sept 15	at NMSU				Did Not Play				
Sept 29	LIBERTY	3	0.0-0	0.0-0	0	0-0	0	0-0	0
Oct 6	at UNLV	2	1.0-1	0.0-0	0	0-0	0	0-0	0
Oct 13	at CSU	2	0.0-0	0.0-0	0	0-0	0	0-0	0
Oct 20	FS	2	0.0-0	0.0-0	0	0-0	0	0-0	0
Oct 27	at USU	2	0.0-0	0.0-0	0	0-0	0	0-0	0
Nov 3	SDSU	0	0.0-0	0.0-0	0	0-0	0	0-0	0
Nov 10	at AFA	0	0.0-0	0.0-0	0	0-0	0	0-0	0
Nov 16	BSU	1	0.0-0	0.0-0	0	0-0	0	0-0	0
Nov 24	WYO	0	0.0-0	0.0-0	0	0-0	0	0-0	0
TOTAL		13	1.0-1	0.0-0	0	0-0	0	0-0	0

2019

Date	Opponent	TKL	TFL-Yds	Sack-Yds	FF	FR-Yds	PBU	INT-yds	TD
Aug 31	SHSU	0	0.0-0	0.0-0	0	0-0	0	0-0	0
Sept 14	at ND	0	0.0-0	0.0-0	0	0-0	0	0-0	0
Sept 21	NMSU				Did Not Play				
Sept 28	at LIBERTY	1	0.0-0	0.0-0	0	0-0	0	0-0	0
Oct 4	at SJSU	0	0.0-0	0.0-0	0	0-0	0	0-0	0
Oct 11	CSU	1	0.0-0	0.0-0	0	0-0	0	0-0	0
Oct 19	at WYO	0	0.0-0	0.0-0	0	0-0	0	0-0	0
Oct 26	HAW	2	0.0-0	0.0-0	0	0-0	0	0-0	0
Nov 2	at NEV				Did Not Play				
Nov 16	at BSU	0	0.0-0	0.0-0	0	0-0	0	0-0	0
Nov 23	AFA	4	0.0-0	0.0-0	0	0-0	0	0-0	0
Nov 30	USU	0	0.0-0	0.0-0	0	0-0	0	0-0	0
TOTAL		8	0.0-0	0.0-0	0	0-0	0	0-0	0

2020

Date	Opponent	TKL	TFL-Yds	Sack-Yds	FF	FR-Yds	PBU	INT-yds	TD
Oct 24	at CSU				No Contest				
Oct 31	SJSU				Did Not Play				
Nov 7	at HAW				Did Not Play				
Nov 14	NEV								
Nov 20	at AFA								
Nov 26	at USU								
Dec 5	WYO								
Dec 12	FS								
TOTAL		0	0.0-0	0.0-0	0	0-0	0	0-0	0
CAREER		21	1.0-1	0.0-0	0	0-0	0	0-0	0

DL - #55 Elmer Pauni

2019

Date	Opponent	TKL	TFL-Yds	Sack-Yds	FF	FR-Yds	PBU	INT-yds	TD
Aug 31	SHSU				Did Not Play				
Sept 14	at ND	0	0.0-0	0.0-0	0	0-0	0	0-0	0
Sept 21	NMSU				Did Not Play				
Sept 28	at LIBERTY				Did Not Play				
Oct 4	at SJSU	1	0.0-0	0.0-0	0	0-0	0	0-0	0
Oct 11	CSU	1	0.0-0	0.0-0	0	0-0	0	0-0	0
Oct 19	at WYO	1	0.0-0	0.0-0	0	0-0	0	0-0	0
Oct 26	HAW	1	0.0-0	0.0-0	0	0-0	0	0-0	0
Nov 2	at NEV	1	0.0-0	0.0-0	0	0-0	0	0-0	0
Nov 16	at BSU	0	0.0-0	0.0-0	0	0-0	0	0-0	0
Nov 23	AFA	0	0.0-0	0.0-0	0	0-0	0	0-0	0
Nov 30	USU	3	0.0-0	0.0-0	0	0-0	0	0-0	0
TOTAL		8	0.0-0	0.0-0	0	0-0	0	0-0	0

2020

Date	Opponent	TKL	TFL-Yds	Sack-Yds	FF	FR-Yds	PBU	INT-yds	TD
Oct 24	at CSU				No Contest				
Oct 31	SJSU	5	0.0-0	0.0-0	0	0-0	0	0-0	0
Nov 7	at HAW	0	0.0-0	0.0-0	0	0-0	0	0-0	0
Nov 14	NEV								
Nov 20	at AFA								
Nov 26	at USU								
Dec 5	WYO								
Dec 12	FS								
TOTAL		5	0.0-0	0.0-0	0	0-0	0	0-0	0
CAREER		13	0.0-0	0.0-0	0	0-0	0	0-0	0

DL - #57 Keith Alvarado

2020

Date	Opponent	TKL	TFL-Yds	Sack-Yds	FF	FR-Yds	PBU	INT-yds	TD
Oct 24	at CSU				No Contest				
Oct 31	SJSU				Did Not Play				
Nov 7	at HAW				Did Not Play				
Nov 14	NEV								
Nov 20	at AFA								
Nov 26	at USU								
Dec 5	WYO								
Dec 12	FS								
TOTAL		0	0.0-0	0.0-0	0	0-0	0	0-0	0
CAREER		0	0.0-0	0.0-0	0	0-0	0	0-0	0

DL - #58 Cody Moon

2020

Date	Opponent	TKL	TFL-Yds	Sack-Yds	FF	FR-Yds	PBU	INT-yds	TD
Oct 24	at CSU				No Contest				
Oct 31	SJSU				Did Not Play				
Nov 7	at HAW				Did Not Play				
Nov 14	NEV								
Nov 20	at AFA								
Nov 26	at USU								
Dec 5	WYO								
Dec 12	FS								
TOTAL		0	0.0-0	0.0-0	0	0-0	0	0-0	0
CAREER		0	0.0-0	0.0-0	0	0-0	0	0-0	0

DL - #91 Adam Gay

2020

Date	Opponent	TKL	TFL-Yds	Sack-Yds	FF	FR-Yds	PBU	INT-yds	TD
Oct 24	at CSU				No Contest				
Oct 31	SJSU	0	0.0-0	0.0-0	0	0-0	0	0-0	0
Nov 7	at HAW								
Nov 14	NEV								
Nov 20	at AFA								
Nov 26	at USU								
Dec 5	WYO								
Dec 12	FS								
TOTAL		0	0.0-0	0.0-0	0	0-0	0	0-0	0
CAREER		0	0.0-0	0.0-0	0	0-0	0	0-0	0

DL - #92 Omar Daramé

2019

Date	Opponent	TKL	TFL-Yds	Sack-Yds	FF	FR-Yds	PBU	INT-yds	TD
Aug 31	SHSU				Did Not Play				
Sept 14	at ND				Did Not Play				
Sept 21	NMSU				Did Not Play				
Sept 28	at LIBERTY				Did Not Play				
Oct 4	at SJSU				Did Not Play				
Oct 11	CSU				Did Not Play				
Oct 19	at WYO				Did Not Play				
Oct 26	HAW				Did Not Play				
Nov 2	at NEV				Did Not Play				
Nov 16	at BSU				Did Not Play				
Nov 23	AFA	0	0.0-0	0.0-0	0	0-0	0	0-0	0
Nov 30	USU				Did Not Play				
TOTAL		0	0.0-0	0.0-0	0	0-0	0	0-0	0

2020

Date	Opponent	TKL	TFL-Yds	Sack-Yds	FF	FR-Yds	PBU	INT-yds	TD
Oct 24	at CSU				No Contest				
Oct 31	SJSU	2	0.0-0	0.0-0	0	0-0	0	0-0	0
Nov 7	at HAW	1	1.0-1	0.0-0	0	0-0	0	0-0	0
Nov 14	NEV								
Nov 20	at AFA								
Nov 26	at USU								
Dec 5	WYO								
Dec 12	FS								
TOTAL		3	1.0-1	0.0-0	0	0-0	0	0-0	0
CAREER		3	1.0-1	0.0-0	0	0-0	0	0-0	0

DL - #94 Harshan Sachdeva

2020

Date	Opponent	TKL	TFL-Yds	Sack-Yds	FF	FR-Yds	PBU	INT-yds	TD
Oct 24	at CSU				No Contest				
Oct 31	SJSU				Did Not Play				
Nov 7	at HAW				Did Not Play				
Nov 14	NEV								
Nov 20	at AFA								
Nov 26	at USU								
Dec 5	WYO								
Dec 12	FS								
TOTAL		0	0.0-0	0.0-0	0	0-0	0	0-0	0
CAREER		0	0.0-0	0.0-0	0	0-0	0	0-0	0

DL - #98 Joey Noble

2019

Date	Opponent	TKL	TFL-Yds	Sack-Yds	FF	FR-Yds	PBU	INT-yds	TD
Aug 31	SHSU	1	0.0-0	0.0-0	0	0-0	0	0-0	0
Sept 14	at ND	2	0.5-2	0.0-0	0	0-0	0	0-0	0
Sept 21	NMSU	0	0.0-0	0.0-0	0	0-0	0	0-0	0
Sept 28	at LIBERTY	0	0.0-0	0.0-0	0	0-0	0	0-0	0
Oct 4	at SJSU					Did Not Play			
Oct 11	CSU	2	0.5-3	0.5-3	0	0-0	0	0-0	0
Oct 19	at WYO	5	0.0-0	0.0-0	0	0-0	0	0-0	0
Oct 26	HAW	2	0.5-4	0.5-4	0	0-0	0	0-0	0
Nov 2	at NEV	4	0.0-0	0.0-0	0	0-0	0	0-0	0
Nov 16	at BSU	2	0.0-0	0.0-0	0	0-0	0	0-0	0
Nov 23	AFA	4	2.0-4	0.0-0	1	1-0	0	0-0	0
Nov 30	USU	4	0.0-0	0.0-0	0	0-0	0	0-0	0
TOTAL		26	3.5-13	1.0-7	1	1-0	0	0-0	0

2020

Date	Opponent	TKL	TFL-Yds	Sack-Yds	FF	FR-Yds	PBU	INT-yds	TD
Oct 24	at CSU					No Contest			
Oct 31	SJSU	2	0.0-0	0.0-0	0	0-0	0	0-0	0
Nov 7	at HAW	1	0.0-0	0.0-0	0	0-0	0	0-0	0
Nov 14	NEV								
Nov 20	at AFA								
Nov 26	at USU								
Dec 5	WYO								
Dec 12	FS								
TOTAL		3	0.0-0	0.0-0	0	0-0	0	0-0	0
CAREER		29	3.5-13	1.0-7	1	1-0	0	0-0	0

DL - #99 Ben Gansallo

2019

Date	Opponent	TKL	TFL-Yds	Sack-Yds	FF	FR-Yds	PBU	INT-yds	TD
Aug 31	SHSU	1	0.0-0	0.0-0	0	0-0	0	0-0	0
Sept 14	at ND	1	0.0-0	0.0-0	0	0-0	0	0-0	0
Sept 21	NMSU	1	0.0-0	0.0-0	0	0-0	0	0-0	0
Sept 28	at LIBERTY	2	0.0-0	0.0-0	0	0-0	0	0-0	0
Oct 4	at SJSU	1	0.0-0	0.0-0	0	0-0	0	0-0	0
Oct 11	CSU	0	0.0-0	0.0-0	0	0-0	1	0-0	0
Oct 19	at WYO	0	0.0-0	0.0-0	0	0-0	0	0-0	0
Oct 26	HAW	0	0.0-0	0.0-0	0	0-0	0	0-0	0
Nov 2	at NEV	0	0.0-0	0.0-0	0	0-0	0	0-0	0
Nov 16	at BSU	0	0.0-0	0.0-0	0	0-0	0	0-0	0
Nov 23	AFA	1	0.0-0	0.0-0	0	0-0	0	0-0	0
Nov 30	USU	0	0.0-0	0.0-0	0	0-0	0	0-0	0
TOTAL		7	0.0-0	0.0-0	0	0-0	1	0-0	0

2020

Date	Opponent	TKL	TFL-Yds	Sack-Yds	FF	FR-Yds	PBU	INT-yds	TD
Oct 24	at CSU					No Contest			
Oct 31	SJSU					Did Not Play			
Nov 7	at HAW					Did Not Play			
Nov 14	NEV								
Nov 20	at AFA								
Nov 26	at USU								
Dec 5	WYO								
Dec 12	FS								
TOTAL		0	0.0-0	0.0-0	0	0-0	0	0-0	0
CAREER		7	0.0-0	0.0-0	0	0-0	1	0-0	0

P - #47 Jared Long

2020

Date	Opponent	No	Yds	Avg	Lg	Blkd	TB	FC	50+	i20
Oct 24	at CSU					No Contest				
Oct 31	SJSU					Did Not Play				
Nov 7	at HAW					Did Not Play				
Nov 14	NEV									
Nov 20	at AFA									
Nov 26	at USU									
Dec 5	WYO									
Dec 12	FS									
TOTAL		0	0	0.0	0	0	0	0	0	0
CAREER		0	0	0.0	0	0	0	0	0	0

P - #96 Tyson Dyer

2018

Date	Opponent	No	Yds	Avg	Lg	Blkd	TB	FC	50+	i20
Sept 1	UIW	3	146	48.7	52	0	0	1	2	1
Sept 8	at WISC	5	195	39.0	50	0	0	0	1	1
Sept 15	at NMSU	8	355	44.4	62	0	1	0	2	2
Sept 29	LIBERTY	4	199	49.8	54	1	0	1	2	2
Oct 6	at UNLV	4	116	29.0	42	0	0	0	0	2
Oct 13	at CSU	6	267	44.5	56	0	0	1	1	2
Oct 20	FS	8	377	47.1	59	0	1	1	2	1
Oct 27	at USU	8	373	46.6	69	0	1	2	3	2
Nov 3	SDSU	8	348	43.5	56	0	1	0	1	1
Nov 10	at AFA	7	351	50.1	84	0	2	2	3	3
Nov 16	BSU	3	114	38.0	49	0	0	0	0	0
Nov 24	WYO	10	437	43.7	64	0	0	4	2	2
TOTAL		74	3278	44.3	84	1	6	12	19	19

2019

Date	Opponent	No	Yds	Avg	Lg	Blkd	TB	FC	50+	i20
Aug 31	SHSU	9	421	46.8	59	0	0	5	3	2
Sept 14	at ND	6	279	46.5	63	0	1	0	1	3
Sept 21	NMSU	2	119	59.5	63	0	1	0	2	1
Sept 28	at LIBERTY	5	239	47.8	58	0	0	1	3	5
Oct 4	at SJSU	3	145	48.3	60	1	0	0	1	2
Oct 11	CSU	7	303	43.3	56	0	0	1	4	7
Oct 19	at WYO	4	151	37.8	46	0	1	1	0	3
Oct 26	HAW	3	138	46.0	56	0	0	0	2	2
Nov 2	at NEV	6	269	44.8	55	0	1	2	2	3
Nov 16	at BSU	5	233	46.6	59	0	0	0	2	3
Nov 23	AFA	3	144	48.0	54	0	0	1	2	2
Nov 30	USU	6	277	46.2	53	0	0	0	2	2
TOTAL		59	2718	46.1	63	1	4	11	24	35

2020

Date	Opponent	No	Yds	Avg	Lg	Blkd	TB	FC	50+	i20
Oct 24	at CSU					No Contest				
Oct 31	SJSU	6	269	44.8	54	0	0	4	2	5
Nov 7	at HAW	4	183	45.8	50	0	0	1	1	2
Nov 14	NEV									
Nov 20	at AFA									
Nov 26	at USU									
Dec 5	WYO									
Dec 12	FS									
TOTAL		10	452	45.2	54	0	0	5	3	7
CAREER		143	6448	45.1	84	2	10	28	46	61

K - #35 George Steinkamp

2020

Date	Opponent	FGM	FGA	LG	XPM	XPA	PTS	KO	YDS	AVG	TB	OB
Oct 24	at CSU											
Oct 31	SJSU	0	1	--	3	3	3	0	0	-	0	0
Nov 7	at HAW	4	5	49	3	3	15	0	0	-	0	0
Nov 14	NEV											
Nov 20	at AFA											
Nov 26	at USU											
Dec 5	WYO											
Dec 12	FS											
TOTAL		4	6	49	6	6	18	0	0	0.0	0	0

K - #94 Andrew Shelley

2018

Date	Opponent	FGM	FGA	LG	XPM	XPA	PTS	KO	YDS	AVG	TB	OB
Sept 1	UIW	0	0	-	8	9	8	0	0	-	0	0
Sept 8	at WISC	0	0	-	2	2	2	0	0	-	0	0
Sept 15	at NMSU	0	0	-	6	6	6	0	0	-	0	0
Sept 29	LIBERTY	1	1	38	4	5	7	0	0	-	0	0
Oct 6	at UNLV	1	1	44	5	7	8	0	0	-	0	0
Oct 13	at CSU	1	1	29	1	1	4	0	0	-	0	0
Oct 20	FS	0	0	-	1	1	1	0	0	-	0	0
Oct 27	at USU	1	1	53	0	0	3	0	0	-	0	0
Nov 3	SDSU	1	1	41	2	3	5	0	0	-	0	0
Nov 10	at AFA	1	1	21	3	3	6	0	0	-	0	0
Nov 16	BSU	0	1	-	2	2	2	0	0	-	0	0
Nov 24	WYO	1	1	25	0	0	3	0	0	-	0	0
TOTAL		7	8	53	34	39	53	0	0	0.0	0	0

2019

Date	Opponent	FGM	FGA	LG	XPM	XPA	PTS	KO	YDS	AVG	TB	OB
Aug 31	SHSU	4	4	44	3	4	15	0	0	-	0	0
Sept 14	at ND	0	0	-	2	2	2	0	0	-	0	0
Sept 21	NMSU	2	2	49	7	7	13	0	0	-	0	0
Sept 28	at LIBERTY	1	1	52	1	1	4	0	0	-	0	0
Oct 4	at SJSU	0	1	-	3	3	3	0	0	-	0	0
Oct 11	CSU	0	0	-	1	2	1	0	0	-	0	0
Oct 19	at WYO	1	1	25	1	1	4	0	0	-	0	0
Oct 26	HAW	1	2	39	4	4	7	0	0	-	0	0
Nov 2	at NEV	1	2	49	1	1	4	0	0	-	0	0
Nov 16	at BSU	1	2	40	0	1	3	0	0	-	0	0
Nov 23	AFA	1	1	40	1	2	4	0	0	-	0	0
Nov 30	USU	0	0	-	1	2	1	0	0	-	0	0
TOTAL		12	16	52	25	30	61	0	0	0.0	0	0

2020

Date	Opponent	FGM	FGA	LG	XPM	XPA	PTS	KO	YDS
------	----------	-----	-----	----	-----	-----	-----	----	-----

Air Force (1-2, 0-2)

10/3 Navy W 40-7
 10/24 *at San José State L 6-17
 10/31 *No. 25 Boise State L 30-49
 11/7 at Army No Contest
 11/14 *at Wyoming No Contest
 11/20 *New Mexico
 11/26 *Colorado State
 12/3 *at Utah State

Hawai'i (2-1, 2-1)

10/24 *at Fresno State W 34-19
 10/30 *at Wyoming L 7-31
 11/7 *New Mexico W 39-33
 11/14 *at San Diego State
 11/21 *Boise State
 11/28 *Nevada
 12/5 *at San José State
 12/12 *UNLV

San José State (3-0, 3-0)

10/24 *Air Force W 17-6
 10/31 *at New Mexico W 38-21
 11/6 *at San Diego State W 28-17
 11/14 *UNLV
 11/21 *at Fresno State
 11/28 *at Boise State
 12/5 *Hawai'i
 12/11 *Nevada

Boise State (2-1, 2-0)

10/24 *Utah State W 42-13
 10/31 *at Air Force W 49-30
 11/6 No. 9 BYU L 17-51
 11/12 *Colorado State
 11/21 *at Hawai'i
 11/28 *San José State
 12/4 *at UNLV
 12/12 *at Wyoming

Nevada (3-0, 3-0)

10/24 *Wyoming W-OT 37-34
 10/31 *at UNLV W 37-19
 11/5 *Utah State W 34-9
 11/14 *at New Mexico
 11/21 *San Diego State
 11/28 *at Hawai'i
 12/5 *Fresno State
 12/11 *at San José State

UNLV (0-3, 0-3)

10/24 *at San Diego State L 6-34
 10/31 *Nevada L 19-37
 11/7 *Fresno State L 27-40
 11/14 *at San José State
 11/21 *at Colorado State
 11/27 *Wyoming
 12/4 *at Boise State
 12/12 *at Hawai'i

Colorado State (1-1, 1-1)

10/24 *New Mexico No Contest
 10/29 *at Fresno State L 17-38
 11/5 *Wyoming W 34-24
 11/12 *at Boise State
 11/21 *UNLV
 11/26 *at Air Force
 12/5 *at San Diego State
 12/12 *Utah State

New Mexico (0-2, 0-2)

10/24 *at Colorado State No Contest
 10/31 *San José State L 21-38
 11/7 *at Hawai'i L 33-39
 11/14 *Nevada
 11/20 *at Air Force
 11/26 *at Utah State
 12/5 *Wyoming
 12/12 *Fresno State

Utah State (0-3, 0-3)

10/24 *at Boise State L 13-42
 10/31 *San Diego State L 7-38
 11/5 *at Nevada L 9-34
 11/14 *Fresno State
 11/19 *at Wyoming
 11/16 *New Mexico
 12/3 *Air Force
 12/12 *at Colorado State

Fresno State (2-1, 2-1)

10/24 *Hawai'i L 19-34
 10/29 *Colorado State W 38-17
 11/7 *at UNLV W 40-27
 11/14 *at Utah State
 11/21 *San José State
 11/27 *San Diego State
 12/5 *at Nevada
 12/12 *at New Mexico

San Diego State (2-1, 2-1)

10/24 *UNLV W 34-6
 10/31 *at Utah State W 38-7
 11/6 *San José State L 17-28
 11/14 *Hawai'i
 11/21 *at Nevada
 11/27 *at Fresno State
 12/5 *Colorado State
 12/12 at BYU

Wyoming (1-2, 1-2)

10/24 *at Nevada L-OT 34-37
 10/30 *Hawai'i W 31-7
 11/5 *at Colorado State L 24-34
 11/14 *Air Force No Contest
 11/19 *Utah State
 11/27 *at UNLV
 12/5 *at New Mexico
 12/12 *Boise State

THE GONZALES FILE

Full Name: Daniel Ray Gonzales**Born:** January 13, 1976**Birthplace:** Albuquerque, N.M.**Alma Mater:** New Mexico, 1999, B.A., Business Administration/General Management. New Mexico, 2002, M.A., Physical Education and Recreation**Playing Experience:** New Mexico, 1995-98**Family:** Wife, Sandra, children Cole, Jake, Chloe and Abby.

Danny Gonzales, a native of Albuquerque who played football at Valley High School before playing for UNM and then serving as an assistant coach, has come home.

Gonzales, who has taken part in bowl games in 14 of the past 16 seasons, enters his first season as the head coach of The University of New Mexico. Gonzales was hired on December 17, 2019. The announcement was made by Director of Athletics Eddie Nuñez at halftime of a Lobo men's basketball game, and then he was formally introduced at a press conference the next day at University Arena.

The new Lobo head coach is certainly familiar with UNM, as a player, staff member and as a Lobo assistant coach, as well as through his time coaching against UNM. He joined his mentor and former coach Rocky Long as Lobo football players returning to coach their alma mater. In a 2006 article in the Albuquerque Journal, Long predicted that Gonzales would one day be the head coach of the Lobos.

Gonzales came to UNM after spending the past two seasons at Arizona State as defensive coordinator, and the previous seven before that as safeties coach and defensive coordinator at San Diego State. In 2018, he was a nominee for the Broyles Award, given to the most outstanding assistant coach in college football.

Gonzales came to UNM as a walk-on safety and punter after playing for the Valley Vikings. Gonzales lettered three times with the Lobos and was the 1998 winner of the Chuck Cummings Memorial Award, which is given for morale and spirit, and was the Lobo Club First Team Award winner for unselfish devotion to the team. At UNM, Gonzales played under Dennis Franchione and the aforementioned Long. Gonzales was a part of UNM's 1997 WAC division championship team that went 9-4 and played in the 1997 Insight.com Bowl against Arizona.

After his playing career, he served as a graduate assistant for Long, helping UNM start a school-record seven consecutive bowl eligible seasons from 2001-07. In 2003, Gonzales moved over a few offices to become video coordinator, a role he held from 2003-05. From 2006-08, he coached safeties and special teams, and he was a part of the coaching staff for UNM's 2007 squad that went 9-4 and won the New Mexico Bowl 23-0 over the Colin Kaepernick-led Nevada Wolf Pack. That win ended a 46-year bowl victory drought for the university.

Under Gonzales' watch in 2007, former walk-on placekicker John Sullivan became UNM's third consensus All-America selection, hitting a school-record 29 field goals. Sullivan did that despite a torn ACL. Sullivan was just one of many specialists that excelled under the tutelage of Gonzales, a former punter and defensive back. In addition, placekicker Kenny Byrd was a first team All-MW pick, punter Jordan Scott was honorable mention, and kicker James Aho was named a Freshman All-America.

Future NFL draft picks Glover Quin (Houston Texans) and Quincy Black (Tampa Bay Buccaneers) also earned all-conference honors at safety under Gonzales.

Overall, Lobo safeties had 55 pass breakups over the 2007-08 seasons, and the 2007 New Mexico squad ranked 13th nationally in total defense, 14th in scoring defense and 20th in passing defense.

UNDER GONZALES...

NEW MEXICO RECORD WHEN 2020 OVERALL

Lobos lead after 1st quarter	0-1	0-1
Lobos trail after 1st quarter	0-1	0-1
Score tied after 1st quarter	0-0	0-0
Lobos lead after halftime	0-1	0-1
Lobos trail after halftime	0-1	0-1
Score tied after halftime	0-0	0-0
Lobos lead after 3rd quarter	0-0	0-0
Lobos trail after 3rd quarter	0-2	0-2
Score tied after 3rd quarter	0-0	0-0

SCHEDULE BREAKDOWN 2020 OVERALL

Overall	0-2	0-2
August	0-0	0-0
September	0-0	0-0
October	0-1	0-1
November	0-1	0-1
December	0-0	0-0

CONFERENCE GAMES 2020 OVERALL

Home	0-0	0-0
Road	0-2	0-2
Neutral	0-0	0-0

NON-CONFERENCE GAMES 2020 OVERALL

Home	0-0	0-0
Road	0-0	0-0

MISCELLANEOUS 2020 OVERALL

Games Decided by a TD or less (8 pts)	0-1	0-1
Games Decided by a FG or less (3 pts)	0-0	0-0
Games Played on Grass	0-0	0-0
Games Played on Turf	0-2	0-2
Day Games (start before 5 pm)	0-0	0-0
Night Games (start 5 pm or later)	0-2	0-2
vs. Ranked	0-0	0-0
Overtime	0-0	0-0

DANNY GONZALES YEAR-BY-YEAR
COLLEGIATE COACHING RECORD

School (Pos.)	Year	Overall			Conference			Bowl
		W	L	.PCT	W	L	.PCT	
New Mexico (G.A.)	1999	4	7	.364	3	4	.429	
New Mexico (G.A.)	2000	5	7	.417	3	4	.429	
New Mexico (G.A.)	2001	6	5	.545	4	3	.571	
New Mexico (G.A.)	2002	7	7	.500	5	2	.714	Las Vegas Bowl (L)
New Mexico (Video Coord.)	2003	8	5	.615	5	2	.714	Las Vegas Bowl (L)
New Mexico (Video Coord.)	2004	7	5	.583	5	2	.714	Emerald Bowl (L)
New Mexico (Video Coord.)	2005	6	5	.545	4	4	.500	
New Mexico (Saf./Special Teams)	2006	6	7	.462	4	4	.500	New Mexico Bowl (L)
New Mexico (Saf./Special Teams)	2007	9	4	.692	5	3	.625	New Mexico Bowl (W)
New Mexico (Saf./Special Teams)	2008	4	8	.333	2	6	.333	
San Diego State (Safeties)	2011	8	5	.615	4	3	.571	New Orleans (L)
San Diego State (Safeties)	2012	9	4	.692	7	1	.825*	Poinsettia (L)
San Diego State (Safeties)	2013	8	5	.615	6	2	.750	Famous Idaho Potato (W)
San Diego State (Safeties)	2014	7	6	.538	5	3	.625^	Poinsettia (L)
San Diego State (Safeties)	2015	11	3	.786	8	0	1.000*^	Hawai'i (W)
San Diego State (Safeties)	2016	11	3	.786	6	2	.750*^	Las Vegas (W)
San Diego State (Def. Coord./Saf.)	2017	10	3	.769	6	2	.750	Armed Forces (L)
Arizona State (Defensive Coordinator)	2018	7	6	.538	5	4	.556	Las Vegas (L)
Arizona State (Defensive Coordinator)	2019	7	5	.583	3	6	.333	Sun
New Mexico (Head Coach)	2020	0	2	.000	0	2	.000	
Totals (20 seasons)		140	102	.579	90	59	.604	

New Mexico Offensive Drives

vs. San Jose State

Q.	Time	Starting YL	Pl-Yds	QB	Time	Result
1st	15:00	UNM 28	11-43	Tuioti	3:43	Missed FG
	8:42	UNM 31	5-23	Tuioti	3:10	Punt
	0:27	UNM 8	5-22	Tuioti	1:35	Punt
2nd	10:32	UNM 16	4-84	Tuioti	0:59	Touchdown
	6:09	UNM 25	9-75	Tuioti	4:03	Touchdown
	1:31	UNM 34	3-6	Tuioti	0:24	Punt
	0:23	UNM 44	1-(-8)	Tuioti	0:23	Half
3rd	13:57	UNM 29	8-71	Tuioti	3:02	Touchdown
	7:55	UNM 23	5-18	Tuioti	2:56	Punt
	2:13	UNM 2	5-18	Tuioti	2:09	Punt
4th	15:00	UNM 25	5-29	Tuioti	1:31	Interception
	9:34	UNM 24	5-22	Tuioti	2:16	Punt
	2:30	UNM 24	10-55	Tuioti	1:56	Downs

vs. Hawai'i

Q.	Time	Starting YL	Pl-Yds	QB	Time	Result
1st	15:00	UNM 35	3-65	Tuioti	0:41	Touchdown
	10:13	UNM 30	10-61	Tuioti	4:39	FG
	4:17	HAW 29	1-29	Tuioti	0:07	Touchdown
	2:15	UNM 23	6-46	Tuioti	2:25	FG
2nd	13:04	UNM 18	10-31	Tuioti	4:46	Punt
	3:48	UNM 39	3-8	Tuioti	1:46	Punt
	0:03	UNM 5	1-8	Tuioti	0:03	Half
3rd	13:05	UNM 1	3-4	Tuioti	0:57	Punt
	11:50	UNM 24	7-76	Tuioti	2:17	Touchdown
	7:55	UNM 21	10-50	Tuioti	3:36	Missed FG
	2:48	UNM 49	10-44	Tuioti	4:17	FG
4th	12:19	UNM 25	3-4	Tuioti	2:26	Punt
	6:27	UNM 17	6-47	Tuioti/Hall	2:15	Interception
	3:02	UNM 44	7-31	Hall	1:41	FG

Opponent Offensive Drives

San Jose State

Q.	Time	Starting YL	Pl-Yds	QB	Time	Result
1st	11:17	SJSU 29	7-43	Starkel	2:35	Downs
	5:32	SJSU 16	14-84	Starkel	5:01	Touchdown
2nd	13:52	SJSU 16	8-84	Starkel	3:16	Touchdown
	9:33	SJSU 25	9-75	Starkel	3:23	Touchdown
	2:06	SJSU 25	3-1	Starkel	0:35	Punt
	1:07	SJSU 5	3-8	Starkel	0:44	Punt
3rd	14:54	SJSU 29	3-6	Starkel	0:57	Punt
	10:46	SJSU 36	9-46	Starkel	2:46	FG
	4:59	SJSU 19	6-34	Starkel	2:46	Punt
	0:04	SJSU 31	1-69	Starkel	0:04	Touchdown
4th	13:29	SJSU 24	8-76	Starkel	3:50	Touchdown
	7:18	SJSU 8	6-22	Starkel	4:48	Punt
	0:34	SJSU 21	1-(-1)	Starkel	0:34	Game

Hawai'i

Q.	Time	Starting YL	Pl-Yds	QB	Time	Result
1st	14:16	HAW 33	12-67	Cordeiro	3:55	Touchdown
	5:30	HAW 26	3-3	Cordeiro	1:13	Interception
	4:01	HAW 29	3-7	Cordeiro	1:46	Punt
2nd	14:45	HAW 32	3-4	Cordeiro	1:41	Punt
	8:18	HAW 11	11-89	Cordeiro	4:23	Touchdown
	2:02	HAW 5	10-72	Cordeiro	1:59	Interception
3rd	15:00	HAW 25	5-75	Cordeiro	1:55	Touchdown
	12:08	UNM 40	2-40	Cordeiro	0:13	Touchdown
	9:33	HAW 25	3-9	Cordeiro	1:38	Punt
4th	13:31	HAW 25	3-75	Cordeiro	1:12	Touchdown
	9:53	HAW 21	9-55	Cordeiro	3:20	FG
	4:12	HAW 19	3-6	Cordeiro	1:10	Punt
	1:21	UNM 47	3-(-6)	Cordeiro	1:21	Game

New Mexico Inside Opponent Red-Zone

Date	Opponent	Score	Times	Times	Total	Rush		Pass	FGs	Failed to score inside RZ					
			In RZ	Scored	Pts	TDs	TDs	TDs	Made	FGA	Down	Int	Fumb	Half	Game
Oct 31, 2020	at San Jose State	L 21-38	2	2	14	2	1	1	0	0	0	0	0	0	0
Nov 07, 2020	at Hawai'i	L 33-39	2	2	6	0	0	0	2	0	0	0	0	0	0
Nov 14, 2020	NEVADA														
Nov 20, 2020	at Air Force														
Nov 26, 2020	at Utah State														
Dec 05, 2020	WYOMING														
Dec 12, 2020	FRESNO STATE														
Totals			4	4	20	2	1	1	2	0	0	0	0	0	0
4 of 4 (100.0%)															

Opponents Inside New Mexico Red-Zone

Date	Opponent	Score	Times	Times	Total	Rush		Pass	FGs	Failed to score inside RZ					
			In RZ	Scored	Pts	TDs	TDs	TDs	Made	FGA	Down	Int	Fumb	Half	Game
Oct 31, 2020	at San Jose State	L 21-38	2	2	10	1	0	1	1	0	0	0	0	0	0
Nov 07, 2020	at Hawai'i	L 33-39	1	1	7	1	1	0	0	0	0	0	0	0	0
Nov 14, 2020	NEVADA														
Nov 20, 2020	at Air Force														
Nov 26, 2020	at Utah State														
Dec 05, 2020	WYOMING														
Dec 12, 2020	FRESNO STATE														
Totals			3	3	17	2	1	1	1	0	0	0	0	0	0
3 of 3 (100.0%)															

2020 STARTING LINEUPS

OFFENSE

OPPONENT	QB	WR	WR	WR/RB*/TE#	RB	TE/WR*/RB#	LT	LG	C	RG	RT
@CSU	No Contest	No Contest	No Contest	No Contest	No Contest	No Contest	No Contest	No Contest	No Contest	No Contest	No Contest
SJSU	Tuioti	Queen	An. Erickson	Wooden	Kress	Williams	Briggs	Cook	Stapley	Gutierrez	Saltes
@HAW	Tuioti	Logan-Greene	An. Erickson	Jarvis#	Cole	Williams	Briggs	Cook	Stapley	Gutierrez	Saltes
NEV											
@AF											
@USU											
WYO											
FS											

DEFENSE

OPPONENT	LE	NT	RE	LLB	MLB	RLB	LCB	LWOLF	LOBO	RWOLF	RCB
@CSU	No Contest	No Contest	No Contest	No Contest	No Contest	No Contest	No Contest	No Contest	No Contest	No Contest	No Contest
SJSU	Saltonstall	Pauni	Noble	Sanders	Shook	Miller	Wilson	Reed	Combs	Beaton	Hunt
@HAW	Saltonstall	Pauni	Noble	Sanders	Hunter	Miller	LoVett III	Reed	Combs	Peek	Collier
NEV											
@AF											
@USU											
WYO											
FS											

Date	Opponent	Score	Overall	Conference	Time	Attend
* Oct 31, 2020	at San Jose State	L 21-38	0-1	0-1	3:41	
* Nov 07, 2020	at Hawai'i	L 33-39	0-2	0-2	3:22	
* Nov 14, 2020	NEVADA					
* Nov 20, 2020	at Air Force					
* Nov 26, 2020	at Utah State					
* Dec 05, 2020	WYOMING					
* Dec 12, 2020	FRESNO STATE					

Team Statistics	NM	OPP
SCORING	54	77
Points Per Game	27.0	38.5
Points Off Turnovers	10	7
FIRST DOWNS	47	46
Rushing	20	12
Passing	23	31
Penalty	4	3
RUSHING YARDAGE	428	191
Yards gained rushing	476	214
Yards lost rushing	48	23
Rushing Attempts	78	56
Average Per Rush	5.5	3.4
Average Per Game	214.0	95.5
TDs Rushing	2	1
PASSING YARDAGE	514	891
Comp-Att-Int	39-72-2	68-93-2
Average Per Pass	7.1	9.6
Average Per Catch	13.2	13.1
Average Per Game	257.0	445.5
TDs Passing	4	9
TOTAL OFFENSE	942	1082
Total Plays	150	149
Average Per Play	6.3	7.3
Average Per Game	471.0	541.0
KICK RETURNS: #-Yards	10-175	6-127
PUNT RETURNS: #-Yards	2-8	2-9
INT RETURNS: #-Yards	2-28	2-0
KICK RETURN AVERAGE	17.5	21.2
PUNT RETURN AVERAGE	4.0	4.5
INT RETURN AVERAGE	14.0	0.0
FUMBLES-LOST	2-0	1-1
PENALTIES-Yards	11-97	12-95
Average Per Game	48.5	47.5
PUNTS-Yards	10-452	9-381
Average Per Punt	45.2	42.3
Net punt average	44.3	41.4
KICKOFFS-Yards	11-672	14-806
Average Per Kick	61.1	57.6
Net kick average	38.2	41.5
TIME OF POSSESSION/Game	30:24	29:36
3RD-DOWN Conversions	9/29	13/30
3rd-Down Pct	31%	43%
4TH-DOWN Conversions	2/4	2/3
4th-Down Pct	50%	67%
SACKS BY-Yards	2-14	5-32
MISC YARDS	0	0
TOUCHDOWNS SCORED	6	10
FIELD GOALS-ATTEMPTS	4-6	2-2
ON-SIDE KICKS	0-1	0-0
RED-ZONE SCORES	(4-4) 100%	(3-3) 100%
RED-ZONE TOUCHDOWNS	(2-4) 50%	(2-3) 67%
PAT-ATTEMPTS	(6-6) 100%	(9-9) 100%
ATTENDANCE	0	0
Games/Avg Per Game	0/0	2/0
Neutral Site Games		0/0

Score by Quarters	1st	2nd	3rd	4th	OT	Total
New Mexico	17	17	14	6	0	54
Opponents	14	21	24	18	0	77

Rushing	gp	att	gain	loss	net	avg	td	lg	avg/g
TUIOTI, Tevaka	2	19	164	24	140	7.4	1	26	70.0
COLE, Bobby	2	22	137	1	136	6.2	0	30	68.0
JONES, Nathaniel	1	13	101	5	96	7.4	1	41	96.0
VIGILANT, Daevon	2	6	25	0	25	4.2	0	9	12.5
CARROLL, Bryson	2	10	28	10	18	1.8	0	8	9.0
LOGAN-GREENE, Ema	2	4	12	0	12	3.0	0	8	6.0
KRESS, Jordan	2	2	9	0	9	4.5	0	5	4.5
HALL, Trae	1	2	0	8	-8	-4.0	0	0	-8.0
Total	2	78	476	48	428	5.5	2	41	214.0
Opponents	2	56	214	23	191	3.4	1	19	95.5

Passing	gp	effic	comp-att-int	pct	yds	td	lg	avg/g
TUIOTI, Tevaka	2	133.48	37-66-1	56.1	475	4	52	237.5
HALL, Trae	1	54.60	2-6-1	33.3	39	0	20	39.0
Total	2	126.91	39-72-2	54.2	514	4	52	257.0
Opponents	2	181.23	68-93-2	73.1	891	9	69	445.5

Receiving	gp	no.	yds	avg	td	lg	avg/g
LOGAN-GREENE, Ema	2	13	99	7.6	0	21	49.5
KRESS, Jordan	2	6	120	20.0	2	52	60.0
CARROLL, Bryson	2	6	74	12.3	0	19	37.0
ERICKSON, Andrew	2	5	99	19.8	1	46	49.5
VIGILANT, Daevon	2	3	9	3.0	0	9	4.5
PATTERSON III Cedric	2	2	44	22.0	1	39	22.0
WILLIAMS, Marcus	2	2	41	20.5	0	21	20.5
JARVIS, Kyle	2	2	28	14.0	0	14	14.0
Total	2	39	514	13.2	4	52	257.0
Opponents	2	68	891	13.1	9	69	445.5

Punt Returns	no.	yds	avg	td	lg
LOGAN-GREENE, Ema	2	8	4.0	0	9
Total	2	8	4.0	0	9
Opponents	2	9	4.5	0	9

Interceptions	no.	yds	avg	td	lg
REED II, Jerrick	2	28	14.0	0	25
Total	2	28	14.0	0	25
Opponents	2	0	0.0	0	0

Kick Returns	no.	yds	avg	td	lg
CARROLL, Bryson	6	101	16.8	0	35
VIGILANT, Daevon	2	37	18.5	0	20
ALEXANDER, Chad	1	12	12.0	0	12
LoVETT III, Michael	1	25	25.0	0	25
Total	10	175	17.5	0	35
Opponents	6	127	21.2	0	28

Fumble Returns	no.	yds	avg	td	lg
Total	0	0	0.0	0	0
Opponents	0	0	0.0	0	0

Scoring	td	fg	PAT				dxp	saf	pts
			kick	rush	rcv	pass			
STEINKAMP, George	-	4-6	6-6	-	-	-	-	-	18
KRESS, Jordan	2	-	-	-	-	-	-	-	12
PATTERSON III Cedric	1	-	-	-	-	-	-	-	6
JONES, Nathaniel	1	-	-	-	-	-	-	-	6
ERICKSON, Andrew	1	-	-	-	-	-	-	-	6
TUIOTI, Tevaka	1	-	-	-	-	-	-	-	6
Total	6	4-6	6-6	-	-	-	-	-	54
Opponents	10	2-2	9-9	-	1	1-1	-	-	77

Total Offense	q	plays	rush	pass	total	avg/q
TUIOTI, Tevaka	2	85	140	475	615	307.5
COLE, Bobby	2	22	136	0	136	68.0
JONES, Nathaniel	1	13	96	0	96	96.0
HALL, Trae	1	8	-8	39	31	31.0
VIGILANT, Daevon	2	6	25	0	25	12.5
CARROLL, Bryson	2	10	18	0	18	9.0
LOGAN-GREENE, Ema	2	4	12	0	12	6.0
KRESS, Jordan	2	2	9	0	9	4.5
Total	2	150	428	514	942	471.0
Opponents	2	149	191	891	1082	541.0

Field Goals	fg	pct.	01-19	20-29	30-39	40-49	50-99	lg	blk
STEINKAMP, George	4-6	66.7	0-0	2-2	0-0	2-4	0-0	49	0

FG Sequence	New Mexico	Opponents
San Jose State	46	(35)
Hawai'i	(27),(49),46,(24),(42)	(41)
Nevada	-	-
Air Force	-	-
Utah State	-	-
Wyoming	-	-
Fresno State	-	-

Punting	no.	yds	avg	lg	tb	fc	i20	50+	blk
DYER, Tyson	10	452	45.2	54	0	5	7	3	0
Total	10	452	45.2	54	0	5	7	3	0
Opponents	9	381	42.3	46	0	3	2	0	0

Kickoffs	no.	yds	avg	tb	ob	retn	net	ydln
MURPHREE, Donovan	11	672	61.1	5	0			
Total	11	672	61.1	5	0	21.2	38.2	26
Opponents	14	806	57.6	2	1	17.5	41.5	23

Numbers in (parentheses) indicate field goal was made.

All Purpose	g	rush	rcv	pr	kr	ir	total	avg/g
CARROLL, Brys	2	18	74	0	101	0	193	96.5
TUIOTI, Tevaka	2	140	0	0	0	0	140	70.0
COLE, Bobby	2	136	0	0	0	0	136	68.0
KRESS, Jordan	2	9	120	0	0	0	129	64.5
LOGAN-GREEN	2	12	99	8	0	0	119	59.5
ERICKSON, And	2	0	99	0	0	0	99	49.5
JONES, Nathani	1	96	0	0	0	0	96	96.0
VIGILANT, Daev	2	25	9	0	37	0	71	35.5
PATTERSON III	2	0	44	0	0	0	44	22.0
WILLIAMS, Mar	2	0	41	0	0	0	41	20.5
REED II, Jerrick	2	0	0	0	0	28	28	14.0
JARVIS, Kyle	2	0	28	0	0	0	28	14.0
LoVETT III, Mich	1	0	0	0	25	0	25	25.0
ALEXANDER, C	1	0	0	0	12	0	12	12.0
HALL, Trae	1	-8	0	0	0	0	-8	-8.0
Total	2	428	514	8	175	28	1153	576.5
Opponents	2	191	891	9	127	0	1218	609.0

#	Defensive Leaders	gp	Tackles				Sacks no-yds	Pass defense			Fumbles		blkd	
			ua	a	tot	tfl/yds		int-yds	brup	qbh	rcv-yds	ff	kick	saf
1F	COMBS, Tavian	2	11	6	17
19	SANDERS, Devin	2	10	3	13	.	.	.	1	1
9Z	REED II, Jerrick	2	9	1	10	1.0-1	.	2-28
46	SHOOK, Brandon	1	7	3	10	.	.	.	1
1A	MILLER, Kameron	2	6	3	9	1	.	.
3Z	PEEK, Patrick	2	6	2	8	.	.	.	1
26	WILSON, Nic	1	5	2	7
2	COLLIER, Tony	1	5	2	7
1C	BOLDEN, Nico	1	5	1	6	1.0-4
12	HUNT, Antonio	2	3	2	5	.	.	.	1
4A	HUNTER, Dion	2	4	1	5
1D	LoVETT III, Michael	1	5	.	5
5E	PAUNI, Elmer	2	1	4	5
15	BEATON, Letayveon	2	4	1	5	.	.	.	1
52	SHEWELL, Ian	2	1	2	3	1-0	.	.	.
92	DARAME, Omar	2	2	1	3	1.0-1
98	NOBLE, Joey	2	1	2	3
23	HANNAH, Reco	1	3	.	3
30	LEUTELE, Ray	2	2	.	2
95	SALTONSTALL, Jake	2	2	.	2	1.0-9	1.0-9
2E	KIRKENDOLL, Marquae	2	.	1	1
87	ERICKSON, Andrew	2	1	.	1
1G	BERTRAM, Ben	2	1	.	1	1.0-5	1.0-5
36	RILEY, Syaire	2	1	.	1
45	WOISIN, Josh	2	.	1	1
Total		2	95	38	133	5-20	2-14	2-28	5	1	1-0	1	.	.
Opponents		2	89	48	137	14-56	5-32	2-0	8	11

SEASON

CAREER

Receiving	gp	att	gain	loss	net	avg	td	lg	avg/y	gp	att	gain	loss	net	avg	td	lg	avg/y
TUKOTI, Tevaka	2	19	164	24	140	7.4	1	26	70.0	22	114	887	163	644	5.6	3	48	29.3
COLE, Bobby	2	22	137	1	136	6.2	0	30	68.0	16	49	326	1	325	6.6	2	37	20.3
JONES, Nathaniel	1	13	101	5	96	7.4	1	41	96.0	1	13	101	5	96	7.4	1	41	96.0
VIGILANT, Daevon	2	6	25	0	25	4.2	0	9	12.5	12	23	83	5	78	3.4	1	15	6.5
CARROLL, Bryson	2	10	26	10	16	1.6	0	8	9.0	15	129	648	45	603	4.7	2	56	40.2
LOGAN-GREENE, Ema	2	4	12	0	12	3.0	0	8	6.0	13	10	30	6	24	2.4	0	8	1.8
KRESS, Jordan	2	2	9	0	9	4.5	0	5	4.5	14	2	9	0	9	4.5	0	5	0.6
HALL, Trae	1	2	0	8	-8	-4.0	0	0	-8.0	6	31	184	23	161	5.2	2	22	26.8
Total	2	78	476	48	428	5.5	2	41	214.0									
Opponents	2	56	214	23	191	3.4	1	19	95.5									

Passing	gp	effic	comp/at	int	pts	yds	td	lg	avg/y	gp	effic	comp/at	int	pts	yds	td	lg	avg/y
TUKOTI, Tevaka	2	133.48	37-66-1	56.1	475	4	52	237.5		22	121.95	220-422-15	52.1	3879	20	69	140.0	
HALL, Trae	1	54.60	2-6-1	33.3	39	0	20	39.0		6	120.84	17-34-3	50.0	201	4	30	33.5	
Total	2	126.91	39-72-2	54.2	514	4	52	257.8										
Opponents	2	181.23	68-93-2	73.1	891	9	69	445.5										

Receiving	gp	att	yds	avg	td	lg	avg/y	gp	att	yds	avg	td	lg	avg/y
LOGAN-GREENE, Ema	2	13	99	7.6	0	21	49.5	13	32	292	9.1	0	21	22.5
KRESS, Jordan	2	6	120	20.0	2	52	60.0	14	34	650	19.1	8	59	46.4
CARROLL, Bryson	2	6	74	12.3	0	19	37.8	15	8	86	10.8	0	19	5.7
ERICKSON, Andrew	2	5	99	19.8	1	46	49.5	2	5	99	19.8	1	46	49.5
VIGILANT, Daevon	2	3	9	3.0	0	9	4.5	12	7	28	2.9	0	9	1.7
PATTERSON III Cedric	2	2	44	22.0	1	35	22.0	16	10	242	24.2	3	62	15.1
WILLIAMS, Marcus	2	2	41	20.5	0	21	20.5	36	42	634	15.1	4	42	17.6
JARVIS, Kyle	2	2	28	14.0	0	14	14.0	14	2	26	14.0	0	14	2.0
Total	2	38	514	13.2	4	52	257.8							
Opponents	2	68	891	13.1	9	69	445.5							

Total Offense	g	plays	rsh	pass	total	avg/y	g	plays	rsh	pass	total	avg/y
TUKOTI, Tevaka	2	85	140	475	615	307.5	22	536	644	3879	3723	168.2
COLE, Bobby	2	22	136	0	136	68.0	16	49	325	0	325	20.3
JONES, Nathaniel	1	13	96	0	96	96.0	1	13	96	0	96	96.0
HALL, Trae	1	8	-8	39	31	31.0	6	65	161	201	362	60.3
VIGILANT, Daevon	2	6	25	0	25	12.5	12	23	78	0	78	6.5
CARROLL, Bryson	2	10	18	0	18	9.0	15	129	603	0	603	40.2
LOGAN-GREENE, Ema	2	4	12	0	12	6.0	13	10	34	0	34	1.8
KRESS, Jordan	2	2	9	0	9	4.5	14	2	9	0	9	0.6
Total	2	150	428	514	942	471.0						
Opponents	2	149	191	891	1082	541.0						

Scoring	td	fg	PAT				shg	self	pts	td	fg	PAT				shg	self	pts
			kick	rsh	tot	perc						kick	rsh	tot	perc			
STERNKAMP, George	-	4-6	6-6	-	-	-	-	-	18	-	4-6	6-6	-	-	-	-	-	18
KRESS, Jordan	2	-	-	-	-	-	-	-	12	8	-	-	-	-	-	-	-	48
JONES, Nathaniel	1	-	-	-	-	-	-	-	6	1	-	-	-	-	-	-	-	6
PATTERSON III Cedric	1	-	-	-	-	-	-	-	6	3	-	-	-	-	-	-	-	18
ERICKSON, Andrew	1	-	-	-	-	-	-	-	6	1	-	-	-	-	-	-	-	6
TUKOTI, Tevaka	1	-	-	-	-	-	-	-	6	3	-	-	-	-	-	1-3	-	18
Total	6	4-6	6-6	-	-	-	-	-	54									
Opponents	10	2-2	9-9	-	1	1-1	-	-	77									

Point Returns	no.	yds	avg	td	lg	no.	yds	avg	td	lg
LOGAN-GREENE, Ema	2	8	4.0	0	9	2	8	4.0	0	9
Total	2	8	4.0	0	9					
Opponents	2	9	4.5	0	9					

SEASON
CAREER
Kick Returns

	no.	yds	avg	td	lg
CARRILL, Bryson	6	101	16.8	0	35
VIGILANT, Daevon	2	37	18.5	0	20
LEVETT III, Michael	1	25	25.0	0	25
ALEXANDER, Chad	1	12	12.0	0	12
Total	10	175	17.5	0	35
Opponents	6	127	21.2	0	28

Kick Returns

	no.	yds	avg	td	lg
CARRILL, Bryson	14	346	24.7	0	58
VIGILANT, Daevon	2	37	18.5	0	20
LEVETT III, Michael	4	195	24.4	0	29
ALEXANDER, Chad	5	86	17.2	0	26

Interceptions

	no.	yds	avg	td	lg
REED II, Jerrick	2	28	14.0	0	25
Total	2	28	14.0	0	25
Opponents	2	0	0.0	0	0

Interceptions

	no.	yds	avg	td	lg
REED II, Jerrick	3	71	23.7	1	43

Fumble Returns

	no.	yds	avg	td	lg
Total	0	0	0.0	0	0
Opponents	0	0	0.0	0	0

Fumble Returns

	no.	yds	avg	td	lg
--	-----	-----	-----	----	----

All Purpose

	g	rech	scr	pr	lr	ir	total	avg
CARRILL, Bryson	2	18	74	0	101	0	193	96.5
TUIOTI, Tevaka	2	140	0	0	0	0	140	70.0
COLE, Bobby	2	196	0	0	0	0	196	98.0
KRESS, Jordan	2	9	120	0	0	0	129	64.5
LOGAN-GREEN	2	12	99	8	0	0	119	59.5
ERICKSON, And	2	0	99	0	0	0	99	49.5
JONES, Nathani	1	96	0	0	0	0	96	96.0
VIGILANT, Daev	2	25	9	0	37	0	71	35.5
PATTERSON III	2	0	44	0	0	0	44	22.0
WILLIAMS, Marc	2	0	41	0	0	0	41	20.5
JARVIS, Kyle	2	0	28	0	0	0	28	14.0
REED II, Jerrick	2	0	0	0	0	28	28	14.0
LEVETT III, Mich	1	0	0	0	25	0	25	25.0
ALEXANDER, C	1	0	0	0	12	0	12	12.0
HALL, Trae	1	-8	0	0	0	0	-8	-8.0
Total	2	428	514	8	175	28	1153	576.5
Opponents	2	191	891	9	127	0	1218	609.0

All Purpose

	g	rech	scr	pr	lr	ir	total	avg
CARRILL, Bryson	15	608	86	0	346	0	1039	69.3
TUIOTI, Tevaka	22	644	0	0	0	0	644	29.3
COLE, Bobby	16	325	0	0	4	0	329	20.6
KRESS, Jordan	14	9	650	0	0	0	659	47.1
LOGAN-GREEN	13	24	292	0	0	0	324	24.9
ERICKSON, And	2	0	99	0	0	0	99	49.5
JONES, Nathani	1	96	0	0	0	0	96	96.0
VIGILANT, Daev	12	78	20	0	37	0	135	11.2
PATTERSON III	16	1	242	0	0	0	243	15.2
WILLIAMS, Marc	36	0	634	0	45	0	679	18.9
JARVIS, Kyle	14	0	28	0	0	0	28	2.0
REED II, Jerrick	12	0	0	0	0	71	71	5.9
LEVETT III, Mich	13	0	0	0	195	0	195	15.0
ALEXANDER, C	5	25	0	0	86	0	111	22.2
HALL, Trae	5	161	0	0	0	0	161	26.8

Field Goals

	att	made	long	total
STERNOWAP, George	6	4	49	0
Total	6	4	49	0
Opponents	2	2	41	0

Field Goals

	att	made	long	total
STERNOWAP, George	6	4	49	0

Punting

	no.	yds	avg	lg	blk
DYER, Tyson	10	452	45.2	54	0
Total	10	452	45.2	54	0
Opponents	9	381	42.3	46	0

Punting

	no.	yds	avg	lg	blk
DYER, Tyson	143	6448	45.1	84	1

Kickoffs

	no.	yds	avg	ts	ch
MURPHYREE, Donovan	11	672	61.1	5	0
Total	11	672	61.1	5	0
Opponents	14	806	57.6	2	1

Kickoffs

	no.	yds	avg	ts	ch
MURPHYREE, Donovan	66	4016	60.8	35	2

SEASON
CAREER

##	Defensive Leaders	gp	ua	a	total	tfl	sack	int	pbu	fr	ff	blk	gp	ua	a	total	tfl	sack	int	pbu	fr	ff	blk
1F	COMBS, Tavian	2	11	6	17	0.0	2	11	6	17	0.0
19	SANDERS, Devin	2	10	3	13	0.0	.	.	1	.	.	.	14	25	12	37	2.0	1.5	.	1	1	1	1
46	SHOOK, Brandon	1	7	3	10	0.0	.	.	1	.	.	.	25	44	27	71	3.5	2.0	.	1	.	3	.
9Z	REED II, Jerrick	2	9	1	10	1.0	.	2	12	44	17	61	4.0	.	3	1	.	.	.
1A	MILLER, Kameron	2	6	3	9	0.0	1	.	36	27	21	48	1.5	1	.
3Z	PEEK, Patrick	2	6	2	8	0.0	.	.	1	.	.	.	18	33	18	51	2.0	.	.	1	.	1	.
26	WILSON, Nic	1	5	2	7	0.0	2	5	2	7	0.0
2	COLLIER, Tony	1	5	2	7	0.0	11	6	4	10	0.0	.	.	1	.	.	.
1C	BOLDEN, Nico	1	5	1	6	1.0	22	21	7	28	2.0
15	BEATON, Letayveon	2	4	1	5	0.0	.	.	1	.	.	.	14	40	14	54	0.0	.	.	4	.	1	.
5E	PAUNI, Elmer	2	1	4	5	0.0	11	6	7	13	0.0
12	HUNT, Antonio	2	3	2	5	0.0	.	.	1	.	.	.	6	5	2	7	0.0	.	.	1	.	.	.
4A	HUNTER, Dion	2	4	1	5	0.0	2	4	1	5	0.0
1D	LoVETT III, Michael	1	5	.	5	0.0	13	16	4	20	0.0
98	NOBLE, Joey	2	1	2	3	0.0	13	16	13	29	3.5	1.0	.	.	1	1	.
92	DARAME, Omar	2	2	1	3	1.0	3	2	1	3	1.0
23	HANNAH, Reco	1	3	.	3	0.0	13	10	5	15	0.5
52	SHEWELL, Ian	2	1	2	3	0.0	.	.	.	1	.	.	2	1	2	3	0.0	.	.	.	1	.	.
30	LEUTELE, Ray	2	2	.	2	0.0	2	2	.	2	0.0
95	SALTONSTALL, Jake	2	2	.	2	1.0	1.0	2	2	.	2	1.0	1.0
1G	BERTRAM, Ben	2	1	.	1	1.0	1.0	2	1	.	1	1.0	1.0
36	RILEY, Syaie	2	1	.	1	0.0	2	1	.	1	0.0
87	ERICKSON, Andrew	2	1	.	1	0.0	2	1	.	1	0.0
2E	KIRKENDOLL, Marqua	2	.	1	1	0.0	2	.	1	1	0.0
45	WOISIN, Josh	2	.	1	1	0.0	2	.	1	1	0.0
	Total	2	95	38	133	5	2	2	5	1	1	.											
	Opponents	2	89	48	137	14	5	2	8	.	.	.											

TEAM STATISTICS

Date	Opponent	Rushing				Receiving				Passing				Kick Returns				Punt Returns				tot off
		no.	yds	td	lg	no.	yds	td	lg	cmp-att-int	yds	td	lg	no.	yds	td	lg	no.	yds	td	lg	
Oct 31	at San Jose State	40	149	1	26	20	294	2	46	20-35-1	294	2	46	5	78	0	28	0	0	0	0	443
Nov 07	at Hawai'i	38	279	1	41	19	220	2	52	19-37-1	220	2	52	5	97	0	35	2	8	0	9	499
New Mexico		78	428	2	41	39	514	4	52	39-72-2	514	4	52	10	175	0	35	2	8	0	9	942
		56	191	1	19	68	891	9	69	68-93-2	891	9	69	6	127	0	28	2	9	0	9	1082

Games: 2 • Avg/rush: 5.5 • Avg/catch: 13.2 • Pass effic: 126.91 • KR avg: 17.5 • PR avg: 4.0 • All purpose avg/game: 576.5 • Total offense avg/gm: 471.0

		Tackles				Sacks	Fumble		Pass Defense			blkd	PAT Attempts			off		
Date	Opponent	ua	a	total	tfl-yds	no-yds	ff	fr-yds	int-yds	qbh	brup	kick	kick	rush	rcv	saf	t/o	pts
Oct 31	at San Jose State	47	26	73	2.0-6	1.0-5	0	0-0	0-0	1	3	0	3-3	0	0	0	0	21
Nov 07	at Hawai'i	48	12	60	3.0-14	1.0-9	1	1-0	2-28	0	2	0	3-3	0	0	0	10	33
New Mexico		95	38	133	5.0-20	2.0-14	1	1-0	2-28	1	5	0	6-6	0	0	0	10	54
		89	48	137	14.0-56	5.0-32	0	0-0	2-0	11	8	0	9-9	0	1	0	7	77

		Punting									Field Goals			Kickoffs				
Date	Opponent	no.	yds	avg	long	blkd	tb	fc	50+	i20	md-att	long	blkd	no.	yds	avg	tb	ob
Oct 31	at San Jose State	6	269	44.8	54	0	0	4	2	5	0-1	0	0	4	259	64.8	2	0
Nov 07	at Hawai'i	4	183	45.8	50	0	0	1	1	2	4-5	49	0	7	413	59.0	3	0
New Mexico		10	452	45.2	54	0	0	5	3	7	4-6	49	0	11	672	61.1	5	0
		9	381	42.3	46	0	0	3	0	2	2-2	41	0	14	806	57.6	2	1

Date	Opponent	Rushing				Receiving				Passing				Kick Returns				Punt Returns				tot off
		no.	yds	td	lg	no.	yds	td	lg	cmp-att-int	yds	td	lg	no.	yds	td	lg	no.	yds	td	lg	
Oct 31	at San Jose State	28	98	0	10	35	481	5	69	35-49-0	481	5	69	2	49	0	28	1	0	0	0	579
Nov 07	at Hawai'i	28	93	1	19	33	410	4	64	33-44-2	410	4	64	4	78	0	26	1	9	0	9	503
Opponents		56	191	1	19	68	891	9	69	68-93-2	891	9	69	6	127	0	28	2	9	0	9	1082
		78	428	2	41	39	514	4	52	39-72-2	514	4	52	10	175	0	35	2	8	0	9	942

Games: 2 • Avg/rush: 3.4 • Avg/catch: 13.1 • Pass effic: 181.23 • KR avg: 21.2 • PR avg: 4.5 • All purpose avg/game: 609.0 • Total offense avg/gm: 541.0

		Tackles				Sacks	Fumble		Pass Defense			blkd	PAT Attempts			off		
Date	Opponent	ua	a	total	tfl-yds	no-yds	ff	fr-yds	int-yds	qbh	brup	kick	kick	rush	rcv	saf	t/o	pts
Oct 31	at San Jose State	44	28	72	7.0-38	3.0-24	0	0-0	1-0	4	3	0	5-5	0	0	0	7	38
Nov 07	at Hawai'i	45	20	65	7.0-18	2.0-8	0	0-0	1-0	7	5	0	4-4	0	1	0	0	39
Opponents		89	48	137	14.0-56	5.0-32	0	0-0	2-0	11	8	0	9-9	0	1	0	7	77
		95	38	133	5.0-20	2.0-14	1	1-0	2-28	1	5	0	6-6	0	0	0	10	54

Date	Opponent	no.	yds	avg	Punting					i20	Field Goals			Kickoffs				
					long	blkd	tb	fc	50+		md-att	long	blkd	no.	yds	avg	tb	ob
Oct 31	at San Jose State	5	210	42.0	46	0	0	2	0	1	1-1	35	0	7	394	56.3	1	0
Nov 07	at Hawai'i	4	171	42.8	45	0	0	1	0	1	1-1	41	0	7	412	58.9	1	1
Opponents		9	381	42.3	46	0	0	3	0	2	2-2	41	0	14	806	57.6	2	1
		10	452	45.2	54	0	0	5	3	7	4-6	49	0	11	672	61.1	5	0

PASSING

#8 TUIOTI, Tevaka	Comp	Att	Int	Pct	Yards	TD	Long	Sacked	Effic
San Jose State	20	35	1	57.1	294	2	46	3-24	140.85
Hawai'i	17	31	0	54.8	181	2	52	0-0	125.17
TOTALS	37	66	1	56.1	475	4	52	3-24	133.48

#10 HALL, Trae	Comp	Att	Int	Pct	Yards	TD	Long	Sacked	Effic
Hawai'i	2	6	1	33.3	39	0	20	2-8	54.60
TOTALS	2	6	1	33.3	39	0	20	2-8	54.60

RUSHING & RECEIVING

RUSHING	No-Yds/TD	SJSU	UH	NV	AF	US	WY	FS
TUIOTI, Tevaka	19-140/1	14-69/1	5-71/0					
COLE, Bobby	22-136/0	8-40/0	14-96/0					
JONES, Nathanie	13-96/1	DNP	13-96/1					
VIGILANT, Daevo	6-25/0	5-19/0	1-6/0					
CARROLL, Bryson	10-18/0	8-8/0	2-10/0					
LOGAN-GREENE, E	4-12/0	3-4/0	1-8/0					
KRESS, Jordan	2-9/0	2-9/0	-					
HALL, Trae	2--8/0	DNP	2--8/0					

RECEIVING	No-Yds/TD	SJSU	UH	NV	AF	US	WY	FS
KRESS, Jordan	6-120/2	3-27/0	3-93/2					
ERICKSON, Andre	5-99/1	3-72/1	2-27/0					
LOGAN-GREENE, E	13-99/0	6-47/0	7-52/0					
CARROLL, Bryson	6-74/0	3-40/0	3-34/0					
PATTERSON III,	2-44/1	1-39/1	1-5/0					
WILLIAMS, Mar.	2-41/0	2-41/0	-					
JARVIS, Kyle	2-28/0	2-28/0	-					
VIGILANT, Daevo	3-9/0	-	3-9/0					

All games

Total Tackles	UA-A	Total	SJSU	UH	NV	AF	US	WY	FS
COMBS, Tavian	11-6	17	6-4	5-2					
SANDERS, Devin	10-3	13	4-1	6-2					
SHOOK, Brandon	7-3	10	7-3	DNP					
REED II, Jerric	9-1	10	6-1	3-0					
MILLER, Kameron	6-3	9	3-2	3-1					
PEEK, Patrick	6-2	8	4-2	2-0					
WILSON, Nic	5-2	7	5-2	DNP					
COLLIER, Tony	5-2	7	DNP	5-2					
BOLDEN, Nico	5-1	6	DNP	5-1					
HUNTER, Dion	4-1	5	-	4-1					
LoVETT III, Mic	5-0	5	DNP	5-0					
PAUNI, Elmer	1-4	5	1-4	-					
HUNT, Antonio	3-2	5	3-2	-					
BEATON, Letayve	4-1	5	3-1	1-0					
HANNAH, Reco	3-0	3	DNP	3-0					
SHEWELL, Ian	1-2	3	0-1	1-1					
DARAME, Omar	2-1	3	1-1	1-0					
NOBLE, Joey	1-2	3	1-1	0-1					
SALTONSTALL, Ja	2-0	2	1-0	1-0					
LEUTELE, Ray	2-0	2	-	2-0					
WOISIN, Josh	0-1	1	-	0-1					
KIRKENDOLL, Mar	0-1	1	0-1	-					
ERICKSON, Andre	1-0	1	1-0	-					
BERTRAM, Ben	1-0	1	1-0	-					
RILEY, Syaie	1-0	1	-	1-0					

INDIVIDUAL

50-YARD TOUCHDOWN RUN

New Mexico: 67, Ahmari Davis vs. Hawai'i (10/26/2019)

Opponent: 76, Cole McDonald, Hawai'i (10/26/2019)

70-YARD RUN

New Mexico: 73, Teriyon Gipson vs. Wyoming (11/26/2016)

Opponent: 76, Cole McDonald, Hawai'i (10/26/2019)

70-YARD RECEPTION

New Mexico: 74, Elijah Lilly from Sheriron Jones at UNLV (10/6/2018)

Opponent: 76, Benjamin Waters from Darrell Hammond III, Air Force (11/23/2019)

30 RUSHING ATTEMPTS

New Mexico: 30, Tyrone Owens at New Mexico State (9/15/2018)

Opponent: 33, Xavier Valladay, Wyoming (10/19/2019)

150 YARDS RUSHING

New Mexico: 200, Ahmari Davis vs. Hawai'i (10/26/2019)

Opponent: 192, Xavier Valladay, Wyoming (11/24/2018)

200 YARDS RUSHING

New Mexico: 200, Ahmari Davis vs. Hawai'i (10/26/2019)

Opponent: 253, Jonathan Taylor, Wisconsin (9/8/2018)

TWO PLAYERS, 100 + YARDS RUSHING

New Mexico: Tyrone Owens (164), Daryl Chestnut (145) & Lamar Jordan (116) vs. UNLV (11/17/2017)

Opponent: Xavier Valladay (127) & Sean Chambers (117) Wyoming (10/19/2019)

THREE PLAYERS, 100 + YARDS RUSHING

New Mexico: Tyrone Owens (164), Daryl Chestnut (145) & Lamar Jordan (116) vs. UNLV (11/17/2017)

Opponent: Marvin Kinsey (127), Izzy Matthews (107) & Dalyn Dawkins (102), Colorado State (11/19/2016)

30 PASS COMPLETIONS

New Mexico: 30, B.R. Holbrook vs. Texas Tech (9/11/2010)

Opponent: 33, Chevan Cordeiro, Hawai'i (11/7/2020)

50 PASS ATTEMPTS

New Mexico: 50, B.R. Holbrook vs. Texas Tech (2010)

Opponent: 57, Tyler Rogers, New Mexico State (9/9/2017)

400 YARDS PASSING

New Mexico: 408, Casey Kelly vs. UNLV (11/1/2003)

Opponent: 410, Chevan Cordeiro, Hawai'i (11/7/2020)

100 YARDS RUSHING & PASSING

New Mexico: Trae Hall (154 rushing, 107 passing) vs. Utah State (11/30/2019)

Opponent: Cole McDonald (140 rushing, 237 passing), Hawai'i (10/26/2019)

500 YARDS TOTAL OFFENSE

New Mexico: 594, Jeremy Leach vs. Utah (11/11/1989)

Opponent: 527, Derek Carr, Fresno State (11/23/2013)

10 PASS RECEPTIONS

New Mexico: 11, Ty Kirk vs. New Mexico State (10/1/2011)

Opponent: 10, Bailey Gaither, San José State (10/31/2020)

150 YARDS RECEIVING

New Mexico: 209, Deon Long vs. Sam Houston State (9/24/2011)

Opponent: 208, Bailey Gaither, San José State (10/31/2020)

2+ PLAYERS, 100 + YARDS RECEIVING

New Mexico: Deon Long (209) & Ty Kirk (127) vs. Sam Houston State (9/24/2011)

Opponent: Bailey Gaither (208) & Tre Walker (107), San José State (10/31/2020)

SCORED THREE TOUCHDOWNS

New Mexico: 3, Tyrone Owens vs. Liberty (9/29/2018)

Opponent: 3, Josh Adkins, New Mexico State (9/21/2019)

FOUR TOUCHDOWN PASSES

New Mexico: 4, Sheriron Jones at UNLV (10/6/2018)

Opponent: 4, Chevan Cordeiro, Hawai'i (11/7/2020)

FOUR RUSHING TOUCHDOWNS

New Mexico: 4, Ahmari Davis at New Mexico State (9/15/2018)

Opponent: 5, Dee Hart, Colorado State (11/22/2014)

THREE TOUCHDOWN RECEPTIONS

New Mexico: 3, Deon Long vs. Sam Houston State (2011)

Opponent: 3, Sean Modster, Boise State (11/16/2018)

FIVE FIELD GOALS

New Mexico: 5, James Aho vs. Arizona (2008)

Opponent: 5, Drew Dunning, Washington St. (2003)

50-YARD FIELD GOAL

New Mexico: 52, Andrew Shelley at Liberty (9/28/2019)

Opponent: 52, Wyatt Bryan, Colorado State (10/20/2017)

TWO INTERCEPTIONS

New Mexico: 2, Jerrick Reed at Hawai'i (11/7/2020)

Opponent: 2, Tariq Thompson, San Diego State (11/24/2017)

TWO FUMBLE RECOVERIES

New Mexico: 2, Adebayo Soremekun vs. San Diego St. (11/3/2018)

Opponent: 2, Sonatane Lui, Boise State, 11/16/2019

PUNT RETURN FOR TOUCHDOWN (no block)

New Mexico: 86 yards, Marcus Hayes vs. Boise State (11/16/2018)

Opponent: 90 yards, Christian Kirk, Texas A&M (11/11/2017)

TWO PUNT RETURNS FOR TOUCHDOWN (no block)

New Mexico: Has not occurred

Opponent: 64 yards, 61 yards Cliff Harris, Oregon (2010)

KICKOFF RETURN FOR A TOUCHDOWN

New Mexico: 100 yards, Elijah Lilly vs. Texas A&M (11/11/2017)

Opponent: 100 yards, Mike Edwards, Hawai'i (10/13/2012)

INTERCEPTION RETURN FOR TOUCHDOWN

New Mexico: 43 yards, Jerrick Reed II vs. New Mexico State (9/21/2019)

Opponent: 14 yards, Solomon Matautia, Hawai'i (10/26/2019)

BLOCKED PAT

New Mexico: Adebayo Soremekun at San José State (10/4/2019)

Opponent: Jacoby Wildman, Utah State (11/30/2019)

BLOCKED FIELD GOAL

New Mexico: Nahje Flowers at San José State (10/4/2019)

Opponent: DeAndre Elliott, Colorado State (11/21/2015)

BLOCKED FIELD GOAL RETURN

New Mexico: 45 yards, Anthony Hooks vs. UTEP (2010)

Opponent: Has not occurred

BLOCKED PUNT

New Mexico: Victor James at San Diego State (10/31/2009)

Opponent: Bailey Gaither, San José State (10/4/2019)

FUMBLE RETURN FOR A TOUCHDOWN

New Mexico: 0 yards, Jalin Burrell at Air Force (11/10/2018)

Opponent: 24 yards, Sonatane Lui, Boise State (11/16/2019)

DEFENSIVE TWO-POINT CONVERSION

New Mexico: Jalin Burrell vs. New Mexico State (9/9/2017)

Opponent: Milton Bugg III, Air Force (11/23/2019)

TEAM

OVERTIME GAME

Won 42-35 (OT) at UTEP (2013)

SHUTOUT

New Mexico: 66-0 vs. Mississippi Valley State (9/5/2015); FBS: 24-0 vs. Wyoming (10/4/2008)

Opponent: 38-0, Fresno State (10/14/2017)

50 POINTS

New Mexico: 55 vs. New Mexico State (9/21/2019)

Opponent: 52, New Mexico State (9/21/2019)

60 RUSHING ATTEMPTS

New Mexico: 60 at UNLV (10/6/2018)

Opponent: 67, Air Force (11/10/2017)

300 YARDS RUSHING

New Mexico: 319 vs. Incarnate Word (9/1/2018)

Opponent: 366, Wyoming (11/24/2018)

400 YARDS RUSHING

New Mexico: 482, UNLV (11/17/2017)

Opponent: 478, Air Force (11/10/2018)

FOUR RUSHING TDS

New Mexico: 4, Sam Houston State (8/31/2019)

Opponent: 4, New Mexico State (9/21/2019)

400 YARDS PASSING

New Mexico: 434 vs. Sam Houston State (9/24/2011)

Opponent: 410, Hawai'i, (11/7/2020)

FOUR PASSING TDS

New Mexico: 4 at UNLV (10/6/2018)

Opponent: 4, Hawai'i, (11/7/2020)

500 YARDS TOTAL OFFENSE

New Mexico: 500 vs. Hawai'i (10/26/2019)

Opponent: 503, Hawai'i, (11/7/2020)

30 FIRST DOWNS

New Mexico: 32, Incarnate Word (9/1/2018)

Opponent: 30, Boise State (11/16/2018)

INTERCEPTED FIVE PASSES

New Mexico: 5 at New Mexico State (9/15/2018)

Opponent: 5, Wyoming (10/28/2017)

100 YARDS IN PENALTIES

New Mexico: 102 vs. Colorado State (10/11/2019)

Opponent: 117, Colorado State (10/11/2019)

NO PENALTIES

New Mexico: Air Force (11/10/2018)

Opponent: Researching

LOST FIVE FUMBLES

New Mexico: 5 vs. Brigham Young (10/25/1984)

Opponent: 5, Air Force (10/25/2007)

FAILED TO GAIN 100 YARDS RUSHING

New Mexico: 49 vs. Wyoming (11/24/2018)

Opponent: 43, UNLV (10/6/2018)

FAILED TO GAIN 100 YARDS PASSING

New Mexico: 90 vs. Air Force (11/23/2019)

Opponent: 93, Hawai'i (11/7/2020)

FAILED TO GAIN 200 YARDS TOTAL OFFENSE

New Mexico: 83 vs. Wyoming (11/24/2018)

Opponent: 166, UNLV (10/6/2018)

RECORDED A SAFETY

New Mexico: Jermane Conyers tackled Utah State's Derrick Thompson in the end zone after a fumbled handoff (10/27/2018)

Opponent: Team safety, TCU (11/28/2009)

NO PUNTS

New Mexico: vs. Colorado State (11/16/2013)

Opponent: Air Force (11/23/2015)

SCORED TDS ON OFFENSE, DEFENSE AND SPECIAL TEAMS

New Mexico: vs. ULM (10/22/2016)


Opponent: Utah (2010)

TOP MARKS BY UNM OPPONENTS VS. LOBOS

	INDIVIDUAL	TEAM	INDIVIDUAL	TEAM
First Downs	40, Boise State (11/14/2015)		INTs	3, Gerald Campbell, UTEP (1950)
Rushing Att.	47, Steve Bartalo, CSU (1985)	82, Air Force (1987)		3, Gene Franz, BYU (1962)
				3, Derwin Gray, BYU (1990)
Rushing Yards	325, Andre Davis, TCU (1994)	646, Air Force (1987)		7, UTEP (1950)
				7, West Texas (1950)
Long TD	94, Alvester Alexander, Wyoming (2010)			7, Arizona (1953)
Rushing TDs	6, Kapri Bibbs, Colorado State (2013)	10, Air Force (1987)	Rec. Yards	281, Thomas Sperbeck, Boise State (11/14/2015)
			Receptions	22, Jay Miller, BYU (1973)
Pass Att.	75, Brett Rypien, Boise State (11/14/2015)	75, Boise State (11/14/2015)	TD Rec.	4, Kirk Pendleton, BYU (1983)
				4, Roger Garidel, Utah (1971)
Pass Comp.	47, Chase Holbrook, New Mexico St. (2007)	47, New Mexico St. (2007)	INT Return	100, Larry Durham, UTEP (1962)
			Field Goals	5, Hawai'i (1981)
Passing Yards	585, Robbie Bosco, BYU (1985)	585, BYU (1985)		5, Washington St. (2003)
			Long FG	56, Owen Pochman, BYU (2000)
Long Pass	98, Jack Steptoe from Dan Hagemann, Utah (1976)		Punts	13, Lonnie Crittenden, UTEP (1962)
Total Plays	84, Brad Smith, Missouri (2005)	105, Missouri (2005)		13, UTEP (1962)
				13, UTEP (1983)
Total Off.	592, Robbie Bosco, BYU (1985)	822, Fresno State (2013)	Long Punt	89, Jeff Babcock, Colorado St. (2004)
			Punt Return	95, Morris Owens, Arizona St. (1972)
TD Passes	7, Derek Carr, Fresno State (2013)	7, Fresno State (2013)	KO Return	100, Cedric Johnson, UTEP (1996)
				100, Ivory McCann, Texas Tech (2001)
				100, Mike Edwards, Hawai'i (10/13/2012)



Game 1: 10/24/2020
Fort Collins, Colo.
Att: 0



21 **Game 2: 10/31/2020**
38 **San Jose, Calif.**
Att: None

FORT COLLINS, Colo. — The season opener between The University of New Mexico and Colorado State, scheduled to be played at CSU's Canvas Stadium, was canceled due to the COVID numbers in Bernalillo County, where UNM's campus is located. The game was declared a no-contest by the Mountain West.

The game was not canceled due to any COVID-related concerns within UNM's program or Colorado State's program.

CANCELED

SAN JOSE, Calif. — New Mexico was down three starters in the defensive backfield and San José State was able to take advantage, scoring on four long passes as the Spartans were able to hold off the Lobos 38-21 and spoil the head coaching debut of Danny Gonzales. San José State scored the final 17 points of the game after UNM tied it at 21-11 in the third quarter.

While UNM allowed a few long scoring plays, the trademarks of a defense from years back was there. UNM laid plenty of hard hits, had a key first quarter fourth down stop and they allowed just 98 yards on the ground. The issue was Nick Starkel, who two schools ago was at Texas A&M when the Aggies defeated UNM in 2017. He was brilliant against UNM, going 34-for-47 for 467 yards and five touchdowns.

Down 21-14 at the break, UNM's defense held firm on the opening drive of the second half, and the Lobos were able to drive and tie the game. Bobby Cole had a long 19-yard gain on a third-and-1 at midfield to keep the drive alive, and it sure looked like Jordan Kress scored on a five-yard run extending the ball over the pylon. Amazingly in a game with nine replay reviews, that wasn't one of them, but it was no matter as Tuioti scored on the next play diving over from a half-yard out. Ironically that score stood after another lengthy review.

San José State answered and took the lead for good with a 35-yard field goal on the next drive, and both teams traded punts afterwards. However with just four seconds left in the quarter, SISU went for a home run and hit it when Bailey Gaither, who had 10 catches and 208 yards on the evening, got past everyone for a 69-yard backbreaking touchdown.

"I think after we tied it we took a bad penalty that gave them a free 15 yards and then they got that long touchdown right at the break, and that took the wind out of us a little bit, and we have to respond better," said Gonzales after the game. "We have to get tougher and meaner, but that will come."

SISU iced the game in the fourth quarter, converting on fourth-and-goal from the one with a rollout pass that accounted for the final score. UNM did drive inside the 25 in the final minute but Tuioti's pass to Erickson was incomplete on fourth down.

The Spartans led 21-14 at the break, but UNM never backed down. After a highlight-reel catch from Tre Walker for a late first quarter touchdown that was aided by a huge penalty on a punt that gave SISU a first down, UNM trailed 7-0 at the quarter.

After the Spartans made it 14-0, Tuioti and the Lobo offense came alive. UNM got on the board as Tuioti found an open Cedric Patterson III behind the defense for a 39-yard touchdown pass. That play capped a picture-perfect four-play, 84-yard drive, all through the air. Then after an amazing toe-tapping touchdown by Walker for his second touchdown, Tuioti led another drive. He found Andrew Erickson for a 46-yard catch inside the red zone, and then UNM ended up with fourth down at the Spartan four-yard line. Danny Gonzales opted to go for it, and Tuioti was able to scramble and find Erickson again, this time for a score to make it 21-14 at the half.

Box Score (Final)
The Automated ScoreBook
New Mexico vs San Jose State (Oct 31, 2020 at San Jose, CA)

Score by Quarters	1	2	3	4	Total
New Mexico	0	14	7	0	21
San Jose State	7	14	10	7	38

Qtr	Time	Scoring play
1st	00:31	SJSU - WALKER, Tre 37 yd pass from STARKEL, Nick (MERCURIO, Matt kick), 14-84 5:01
2nd	10:36	SJSU - HAMILTON, Isala 43 yd pass from STARKEL, Nick (MERCURIO, Matt kick), 8-84 3:16
	09:33	NM - PATTERSON III Cedric 39 yd pass from TUIOTI, Tevaka (STEINKAMP, George kick), 4-84 0:59
	06:10	SJSU - WALKER, Tre 26 yd pass from STARKEL, Nick (MERCURIO, Matt kick), 9-75 3:23
	02:06	NM - ERICKSON, Andrew 4 yd pass from TUIOTI, Tevaka (STEINKAMP, George kick), 9-75 4:03
3rd	10:55	NM - TUIOTI, Tevaka 1 yd run (STEINKAMP, George kick), 8-71 3:02
	08:00	SJSU - MERCURIO, Matt 35 yd field goal, 9-46 2:46
	00:00	SJSU - GAITHER, Bailey 69 yd pass from STARKEL, Nick (MERCURIO, Matt kick), 1-69 0:04
4th	09:39	SJSU - OLSON, Sam 1 yd pass from STARKEL, Nick (MERCURIO, Matt kick), 8-76 3:50

	NM	SJSU
FIRST DOWNS	23	23
RUSHES-YARDS (NET)	40-149	28-98
PASSING YDS (NET)	294	481
Passes Att-Comp-Int	35-20-1	49-35-0
TOTAL OFFENSE PLAYS-YARDS	75-443	77-579
Fumble Returns-Yards	0-0	0-0
Punt Returns-Yards	0-0	1-0
Kickoff Returns-Yards	5-78	2-49
Interception Returns-Yards	0-0	1-0
Punts (Number-Avg)	6-44.8	5-42.0
Fumbles-Lost	1-0	0-0
Penalties-Yards	4-40	9-65
Possession Time	28:26	31:34
Third-Down Conversions	4 of 14	8 of 17
Fourth-Down Conversions	1 of 3	1 of 2
Red-Zone Scores-Chances	2-2	2-2
Sacks By: Number-Yards	1-5	3-24

RUSHING: New Mexico-TUIOTI, Tevaka 14-69; COLE, Bobby 8-40; VIGILANT, Daevon 5-19; KRESS, Jordan 2-9; CARROLL, Bryson 8-8; LOGAN-GREENE, Eman. 3-4. San Jose State-HOLINESS, Isalah 9-31; NEVENS, Tyler 7-24; ROBINSON, Kairae 5-15; GARRETT, Shamar 2-14; NASH, Nick 2-11; HAMILTON, Isala 1-9; TEAM 1-minus 1; STARKEL, Nick 1-minus 5.

PASSING: New Mexico-TUIOTI, Tevaka 20-35-1-294. San Jose State-STARKEL, Nick 34-47-0-467; NASH, Nick 1-2-0-14.

RECEIVING: New Mexico-LOGAN-GREENE, Eman. 6-47; ERICKSON, Andrew 3-72; CARROLL, Bryson 3-40; KRESS, Jordan 3-27; WILLIAMS, Marcus 2-41; JARVIS, Kyle 2-28; PATTERSON III Cedric 1-39. San Jose State-GAITHER, Bailey 10-208; WALKER, Tre 9-107; HOLINESS, Isalah 3-21; BRADDOCK, Jermal 3-18; HAMILTON, Isala 2-50; GARRETT, Shamar 2-27; DEESE, JR, Derr 2-20; ROBINSON, Kairae 2-15; HUMPHREYS, Billy 1-14; OLSON, Sam 1-1.

INTERCEPTIONS: New Mexico-None. San Jose State-JENKINS, Tre 1-0.

FUMBLES: New Mexico-CARROLL, Bryson 1-0. San Jose State-None.

New Mexico (0-1,0-1) vs. San Jose State (2-0,2-0)

Date: Oct 31, 2020 • Site: San Jose, CA • Stadium: CEFCU Stadium
Attendance:

Kickoff time: 4:11 pm • End of Game: 7:52 pm • Total elapsed time: 3:41
Officials: Referee: Mike Cuttone; Umpire: Mark Warner; Linesman: Justin Gragg;
Line judge: Carlos Owens; Back judge: M. Aaronian; Field judge: Michael Defee;
Side judge: T. Castiberry; Center judge: Ian Malepeal;
Temperature: 78°F • Wind: NW 7mph • Weather: Sunny and clear.



33 Game 3: 11/7/2020
Honolulu, Haw.
39 Att: 0

HONOLULU, Haw. --- New Mexico couldn't quite seal the deal, as Hawai'i used a 33-for-43, 410-yard, four touchdown performance by quarterback Chevan Cordeiro, highlighted by a few improbable and ridiculous catches to edge out New Mexico 39-33 at Aloha Stadium. It marked the first time in the last five tries that the Rainbow Warriors defeated New Mexico in the islands.

The loss extended UNM's losing streak to 11 dating back to last season, and it was UNM's 17th straight conference loss and 17th straight road loss. UNM is 0-2 on the season while Hawai'i is 2-1.

UNM bolted out of the gate on its opening drive, with Taveka Tuioti leading the way completing all three of his passes, the last a 59-yard catch to Jordan Kress. Hawai'i answered going right down the field and it looked like it might be one of those late-night shootouts as Cordeiro run one in to tie the game at 7-7.

The Lobos scored on each of its first four drives. Up 7-7, UNM drove 61 yards but stalled at the 9-yard line, and George Steinkamp, the Los Alamos native that was playing in his second-ever football game at any level, hit a 27-yard field goal, the first of four on the night.

Jerrick Reed II picked off Cordeiro and UNM scored one play later on another Tuioti to Kress connection, this from 29 yards, and then Steinkamp hit from 49 yards in the second quarter and UNM led 20-7. However, the same bugaboo that hurt UNM last week reared its ugly head again as Hawai'i hit on a long touchdown pass to make it 20-14. Hawai'i nearly got scored right before the half but Reed got his second pick of the night and UNM led 20-14 at the break.

The Rainbow Warriors then hit back-to-back long TD passes of 42 and 40 yards to give themselves a 28-20 lead. UNM responded in kind with a 76-yard drive that was capped by a 26-yard run by true freshman Nathaniel Jones to make it 28-27, and that was the score at the break.

UNM took the lead with a 24-yard field goal to make it 30-28, but Hawai'i got a 64-yard touchdown on a weaving catch and run by Calvin Turner, and then Jared Smart somehow leapt and made a ridiculous catch for a two-pointer and a 36-30 lead. After a field goal made it 39-30, Tuioti took over and drove UNM to midfield on a 23-yard scramble, but as he went down, he was hit on a helmet-to-helmet hit that knocked him out of the game.

Trae Hall entered and threw an interception, UNM's only turnover of the game. UNM got the ball back and Hall led UNM to a fourth Steinkamp field goal to make it 39-33, and then the Lobos had a chance at Donovan Murphree's onside kick, but Hawai'i came out with the ball and took knees to end the game.

UNM picked up 499 yards of offense and Hawai'i had 503. Tuioti had 181 yards passing before his injury, and Nathaniel Jones and Bobby Cole were a durable 1-2 punch with 96 yards each on the ground.

Box Score (Final)
The Automated ScoreBook
New Mexico vs Hawai'i (Nov 07, 2020 at Honolulu, HI)

Score by Quarters	1	2	3	4	Total
New Mexico	17	3	7	6	33
Hawai'i	7	7	14	11	39

Qtr Time Scoring play

1st	14:19	NM - KRESS, Jordan 52 yd pass from TUIOTI, Taveka (STEINKAMP, George kick), 3-65 0:41
	10:21	UH - CORDEIRO, C. 5 yd run (SHIPLEY, M. kick), 12-67 3:55
	05:34	NM - STEINKAMP, George 27 yd field goal, 10-61 4:39
	04:10	NM - KRESS, Jordan 29 yd pass from TUIOTI, Taveka (STEINKAMP, George kick), 1-29 0:07
2nd	14:50	NM - STEINKAMP, George 49 yd field goal, 6-46 2:25
	03:55	UH - MARDNER, Nick 42 yd pass from CORDEIRO, C. (SHIPLEY, M. kick), 11-89 4:23
3rd	13:05	UH - BOWENS, Zion 42 yd pass from CORDEIRO, C. (SHIPLEY, M. kick), 5-75 1:55
	11:55	UH - BOWENS, Zion 40 yd pass from CORDEIRO, C. (SHIPLEY, M. kick), 2-40 0:13
	09:33	NM - JONES, Nathaniel 26 yd run (STEINKAMP, George kick), 7-76 2:17
4th	13:31	NM - STEINKAMP, George 24 yd field goal, 10-44 4:17
	12:19	UH - TURNER, Calvin 64 yd pass from CORDEIRO, C. (SMART, Jared pass from CORDEIRO, C.), 3-75
	06:33	UH - SHIPLEY, M. 41 yd field goal, 9-55 3:20
	01:21	NM - STEINKAMP, George 42 yd field goal, 7-31 1:41

	NM	UH
FIRST DOWNS	24	23
RUSHES-YARDS (NET)	38-279	28-93
PASSING YDS (NET)	220	410
Passes Att-Comp-Int	37-19-1	44-33-2
TOTAL OFFENSE PLAYS-YARDS	75-499	72-503
Fumble Returns-Yards	0-0	0-0
Punt Returns-Yards	2-8	1-9
Kickoff Returns-Yards	5-97	4-78
Interception Returns-Yards	2-28	1-0
Punts (Number-Avg)	4-45.8	4-42.8
Fumbles-Lost	1-0	1-1
Penalties-Yards	7-57	3-30
Possession Time	32:22	27:38
Third-Down Conversions	5 of 15	5 of 13
Fourth-Down Conversions	1 of 1	1 of 1
Red-Zone Scores-Chances	2-2	1-1
Sacks By: Number-Yards	1-9	2-8

RUSHING: New Mexico-JONES, Nathaniel 13-96; COLE, Bobby 14-96; TUIOTI, Taveka 5-71; CARROLL, Bryson 2-10; LOGAN-GREENE, Eman. 1-8; VIGILANT, Daevon 1-6; HALL, Trae 2-minus 8. Hawai'i-CORDEIRO, C. 10-39; HUNTER, Dae Dae 8-29; REED, Miles 5-27; STOVALL, M. 1-2; TURNER, Calvin 1-2; Team 3-minus 6.

PASSING: New Mexico-TUIOTI, Taveka 17-31-0-181; HALL, Trae 2-6-1-39. Hawai'i-CORDEIRO, C. 33-43-2-410; TURNER, Calvin 0-1-0-0.

RECEIVING: New Mexico-LOGAN-GREENE, Eman. 7-52; KRESS, Jordan 3-93; CARROLL, Bryson 3-34; VIGILANT, Daevon 3-9; ERICKSON, Andrew 2-27; PATTERSON III Cedric 1-5; HALL, Trae 2-minus 8. Hawai'i-SMART, Jared 6-40; HUNTER, Dae Dae 5-29; BUSSEY, Rico 5-29; STOVALL, M. 4-10; BOWENS, Zion 2-82; TURNER, Calvin 2-64; REED, Miles 2-5; VICTOR, Lincoln 1-4.


INTERCEPTIONS: New Mexico-REED II, Jerrick 2-28. Hawai'i-FRAZIER, Q. 1-0.

FUMBLES: New Mexico-CARROLL, Bryson 1-0. Hawai'i-STOVALL, M. 1-1.

New Mexico (0-2,0-2) vs. Hawai'i (2-1,2-1)

Date: Nov 07, 2020 • Site: Honolulu, HI • Stadium: Aloha Stadium
Attendance:

Kickoff time: 6:07 PM • End of Game: 9:29 PM • Total elapsed time: 3:22



Game 4: 11/14/2020
Las Vegas, Nev.
Att: None

SAN JOSE, Calif. --- New Mexico was down three starters in the defensive backfield and San José State was able to take advantage, scoring on four long passes as the Spartans were able to hold off the Lobos 38-21 and spoil the head coaching debut of Danny Gonzales. San José State scored the final 17 points of the game after UNM tied it at 21-all in the third quarter.

While UNM allowed a few long scoring plays, the trademarks of a defense from years back was there. UNM laid plenty of hard hits, had a key first quarter fourth down stop and they allowed just 98 yards on the ground. The issue was Nick Starkel, who two schools ago was at Texas A&M when the Aggies defeated UNM in 2017. He was brilliant against UNM, going 34-for-47 for 467 yards and five touchdowns.

Down 21-14 at the break, UNM's defense held firm on the opening drive of the second half, and the Lobos were able to drive and tie the game. Bobby Cole had a long 19-yard gain on a third-and-1 at midfield to keep the drive alive, and it sure looked like Jordan Kress scored on a five-yard run extending the ball over the pylon. Amazingly in a game with nine replay reviews, that wasn't one of them, but it was no matter as Tuioti scored on the next play diving over from a half-yard out. Ironically that score stood after another lengthy review.

San José State answered and took the lead for good with a 35-yard field goal on the next drive, and both teams traded punts afterwards. However with just four seconds left in the quarter, SJSU went for a home run and hit it when Bailey Gaither, who had 10 catches and 208 yards on the evening, got past everyone for a 69-yard backbreaking touchdown.

"I think after we tied it we took a bad penalty that gave them a free 15 yards and then they got that long touchdown right at the break, and that took the wind out of us a little bit, and we have to respond better," said Gonzales after the game. "We have to get tougher and meaner, but that will come."

SJSU iced the game in the fourth quarter, converting on fourth-and-goal from the one with a rollout pass that accounted for the final score. UNM did drive inside the 25 in the final minute but Tuioti's pass to Erickson was incomplete on fourth down.

The Spartans led 21-14 at the break, but UNM never backed down. After a highlight-reel catch from Tre Walker for a late first quarter touchdown that was aided by a huge penalty on a punt that gave SJSU a first down, UNM trailed 7-0 at the quarter.

After the Spartans made it 14-0, Tuioti and the Lobo offense came alive. UNM got on the board as Tuioti found an open Cedric Patterson III behind the defense for a 39-yard touchdown pass. That play capped a picture-perfect four-play, 84-yard drive, all through the air. Then after an amazing toe-tapping touchdown by Walker for his second touchdown, Tuioti led another drive. He found Andrew Erickson for a 46-yard catch inside the red zone, and then UNM ended up with fourth down at the Spartan four-yard line. Danny Gonzales opted to go for it, and Tuioti was able to scramble and find Erickson again, this time for a score to make it 21-14 at the half.

Box Score (Final)
The Automated ScoreBook
New Mexico vs San Jose State (Oct 31, 2020 at San Jose, CA)

Score by Quarters	1	2	3	4	Total
New Mexico	0	14	7	0	21
San Jose State	7	14	10	7	38

Qtr Time Scoring play

1st	00:31	SJSU - WALKER, Tre 37 yd pass from STARKEL, Nick (MERCURIO, Matt kick), 14-84 5:01
2nd	10:36	SJSU - HAMILTON, Isala 43 yd pass from STARKEL, Nick (MERCURIO, Matt kick), 8-84 3:16
	09:33	NM - PATTERSON III Cedric 39 yd pass from TUIOTI, Taveka (STEINKAMP, George kick), 4-84 0:59
	06:10	SJSU - WALKER, Tre 26 yd pass from STARKEL, Nick (MERCURIO, Matt kick), 9-75 3:23
	02:06	NM - ERICKSON, Andrew 4 yd pass from TUIOTI, Taveka (STEINKAMP, George kick), 9-75 4:03
3rd	10:55	NM - TUIOTI, Taveka 1 yd run (STEINKAMP, George kick), 8-71 3:02
	08:00	SJSU - MERCURIO, Matt 35 yd field goal, 9-46 2:46
	00:00	SJSU - GAITHER, Bailey 69 yd pass from STARKEL, Nick (MERCURIO, Matt kick), 1-69 0:04
4th	09:39	SJSU - OLSON, Sam 1 yd pass from STARKEL, Nick (MERCURIO, Matt kick), 8-76 3:50

	NM	SJSU
FIRST DOWNS	23	23
RUSHES-YARDS (NET)	40-149	28-98
PASSING YDS (NET)	294	481
Passes Att-Comp-Int	35-20-1	49-35-0
TOTAL OFFENSE PLAYS-YARDS	75-443	77-579
Fumble Returns-Yards	0-0	0-0
Punt Returns-Yards	0-0	1-0
Kickoff Returns-Yards	5-78	2-49
Interception Returns-Yards	0-0	1-0
Punts (Number-Avg)	6-44.8	5-42.0
Fumbles-Lost	1-0	0-0
Penalties-Yards	4-40	9-65
Possession Time	28:26	31:34
Third-Down Conversions	4 of 14	8 of 17
Fourth-Down Conversions	1 of 3	1 of 2
Red-Zone Scores-Chances	2-2	2-2
Sacks By: Number-Yards	1-5	3-24

RUSHING: New Mexico-TUIOTI, Taveka 14-69; COLE, Bobby 8-40; VIGILANT, Daevon 5-19; KRESS, Jordan 2-9; CARROLL, Bryson 8-8; LOGAN-GREENE, Eman. 3-4. San Jose State-HOLINESS, Isalaiah 9-31; NEVENS, Tyler 7-24; ROBINSON, Kailee 5-15; GARRETT, Shamir 2-14; NASH, Nick 2-11; HAMILTON, Isala 1-9; TEAM 1-minus 1; STARKEL, Nick 1-minus 5.

PASSING: New Mexico-TUIOTI, Taveka 20-35-1-294. San Jose State-STARKEL, Nick 34-47-0-467; NASH, Nick 1-2-0-14.

RECEIVING: New Mexico-LOGAN-GREENE, Eman. 6-47; ERICKSON, Andrew 3-72; CARROLL, Bryson 3-40; KRESS, Jordan 3-27; WILLIAMS, Marcus 2-41; JARVIS, Kyle 2-28; PATTERSON III Cedric 1-39. San Jose State-GAITHER, Bailey 10-208; WALKER, Tre 9-107; HOLINESS, Isalaiah 3-21; BRADDOCK, Jermal 3-18; HAMILTON, Isala 2-50; GARRETT, Shamir 2-27; DEESE, JR, Derr 2-20; ROBINSON, Kailee 2-15; HUMPHREYS, Billy 1-14; OLSON, Sam 1-1.

INTERCEPTIONS: New Mexico-None. San Jose State-JENKINS, Tre 1-0.

FUMBLES: New Mexico-CARROLL, Bryson 1-0. San Jose State-None.

New Mexico (0-1,0-1) vs. San Jose State (2-0,2-0)

Date: Oct 31, 2020 • Site: San Jose, CA • Stadium: CEFU Stadium
Attendance:

Kickoff time: 4:11 pm • End of Game: 7:52 pm • Total elapsed time: 3:41
Officials: Referee: Mike Cuttone; Umpire: Mark Warner; Linesman: Justin Gragg;
Line judge: Carlos Owens; Back judge: M. Aaronian; Field judge: Michael Defee;
Side judge: T. Castleberry; Center judge: Ian Malepeai;
Temperature: 78°F • Wind: NW 7mph • Weather: Sunny and clear.