



FRESNO STATE FOOTBALL

- 2020 GAME NOTES -

Primary Football Contact: Matt Burkholder, mburkholder@csufresno.edu
 Secondary Football Contact: Savannah Stoeckle, sstoeckle@csufresno.edu
 FB Video Liaison/Creative Content: Andrew Worth, aworth@csufresno.edu

3x Mountain West Champs
 108 NFL Draft Picks
 117 All-Americans



Fresno State (3-2, 3-2 MW) vs. New Mexico (1-5, 1-5 MW)

FS Game No. 6 / NM Game No. 7

Dec. 12, 2020 • Sam Boyd Stadium (36,800) • Las Vegas, NV • 7:30 p.m. PT



QUICK FACTS

COACHES:

Kalen DeBoer (Sioux Falls, 1998)
 Fresno State Record..... 3-2 (1st season)
 Career D-I Record..... Same
 Danny Gonzales (New Mexico, 1998)
 New Mexico Record..... 1-5 (1st season)
 Career D-I Record..... Same
SERIES: Fresno State leads, 13-4
 Last Time: FS (A) def. UNM (H) 38-7, 10/28/2018

OFFENSIVE QUICK FACTS:

	Fresno St. (conf. rk.)	UNM (conf. rk.)
Scoring	31.6 (#2)	19.7 (#10)
Rushing	136.0 (#8)	178.5 (#4)
Passing	357.6 (#1)	198.3 (#7)
Total	493.6 (#1)	376.8 (#8)
KO Return	18.1 (#12)	19.8 (#9)
3rd-DN Conv.	44.2% (#3)	37.4 (#8)
4th-DN Conv.	7-of-12 (#7)	2-of-8 (#12)

DEFENSIVE QUICK FACTS:

	Fresno St. (conf. rk.)	UNM (conf. rk.)
Scoring	26.2 (#6)	31.5 (#9)
Rushing	195.0 (#8)	181.8 (#7)
Passing	222.0 (#7)	271.8 (#12)
Total	417.0 (#9)	453.7 (#10)
Net Punting	33.7 (#10)	38.4 (#4)
Opp. 3rd-DN Conv.	43.2% (#7)	43.6 (#8)
Opp. 4th DN Conv.	5-of-9 (#6)	5-of-10 (#3)

Media Coverage

TV: FS2

Play-by-Play: Guy Haberman; Analyst: Charles Arbuckle

RADIO: 940 AM ESPN Radio; Gameday Live (5 p.m.); Pregame Show (6:30 p.m.)

Play-by-Play: Paul Loeffler; Analyst: Pat Hill; Sideline: Cam Worrell

Headlines

→ Fresno State will make its second trip to Las Vegas in 2020 for its neutral site showdown with New Mexico at UNLV's former home venue, Sam Boyd Stadium. It has acted as the Lobos' home for the entirety of the 2020 season due to the current state health protocols and guidelines in New Mexico.

→ The Bulldogs' last game at Sam Boyd Stadium is a fond memory, as it was the 2018 Las Vegas Bowl. Fresno State defeated Arizona State 31-20 for a program record 12th win.

→ The last time the Bulldogs played a neutral site game that wasn't a bowl game was in 2011 when Fresno State played Cal at Candlestick Park on Sept. 3, 2011.

→ Saturday's pairing of the 'Dogs and Lobos will be the 18th meeting in the all-time series.

→ Fresno State has never lost to New Mexico in a Mountain West game (5-0).

→ New Mexico is the Bulldogs only opponent of the 2020 season that wasn't on their natural rotation of Mountain West games. The revised 2020 schedule was released on Oct. 1.

→ Fresno State holds a seven-game winning streak against New Mexico, its last win against Fresno State was in 1994. The 'Dogs lead the all-time series 13-4.

→ Averaging 493.6 yards total offense per game, Fresno State ranks No. 1 in the Mountain West in that category and No. 15 in the nation.

→ Fresno State has topped over 500 yards of offense in each of their last two games. The last time the Bulldogs had back-to-back 500-yard plus games was in 2014 (vs. SUU/UNM).

→ Jake Haener ranks No. 5 in the FBS in passing yards per game with 334.2/game.

→ With one touchdown on Saturday, Ronnie Rivers will set the program's record for most touchdowns in a career. He is currently tied at 44 with Anthony Daigle (1991-93).

→ Fresno State leads the NCAA in sacks per game (4.4).

→ Fresno State has outscored its opponents 27-7 in the fourth quarter in its wins in 2020 while being outscored 23-9 in its losses.

→ A fourth win on Saturday (in six games) would match the Bulldogs win total from 2019.

2020 FRESNO STATE SCHEDULE/RESULTS

Date	Opponent	Time (PT)/Result [TV]	Record	Opp. '20	Series, leader	Game Note
Oct. 24	Hawai'i*	L, 34-19	3-4	29-23-1, FS		Hawai'i blitzes 'Dogs with 552 yards of offense in week one loss
Oct. 29	Colorado State*	W, 38-17	1-3	10-6, CSU		DeBoer earns first win, 'Dogs grab first win over CSU since 2012
Nov. 7	at UNLV*	W, 40-27	0-5	16-7, FS		'Dogs outscore Rebels 13-0 in 4th quarter in season's first road test
Nov. 14	at Utah State*	W, 35-16	1-5	18-13-1, FS		Offense stays hot on cold day in Logan, racks up 541 yards offense
Nov. 21	San Jose State*	canceled	5-0	42-38-3, FS		Fresno State's longest-running rivalry game set back until '21 for 84th meeting
Nov. 27	San Diego State*	canceled	4-3	30-25-4, SDSU		'Dogs lose back-to-back trophy games (SJSU-Valley T./SDSU-Oil Can)
Dec. 5	at Nevada*	L, 37-26	6-1	29-22-1, FS		Bulldogs' 599 yards offense not enough to makeup for special teams miscues
Dec. 12	at New Mexico*	7:30 p.m. [FS2]	1-5	13-4, FS		Bulldogs are 5-0 against the Lobos in MW action; haven't lost to UNM since '94

Dec. 19 Mountain West Championship Game

(held at site of team with highest win percentage)

Key: MW Game*

REFERENCE: "Fresno State" (never: FSU, FRES, CSUF, Fresno State University or just "Fresno"); ABBREVIATIONS: Fresno St. or FS



MEDIA INFORMATION

2020 Media Advisory

All interviews for Bulldog players and coaches will be delivered virtually as a recommended safeguard for ensuring the health and safety of student-athletes and athletics personnel amid the COVID-19 pandemic

All interviews for Bulldog players and coaches will be coordinated through the Fresno State Athletics Communications Office. Student-athletes that have not participated in a game are not allowed to speak to the media, per team rules.

In-Season Media Interview Schedule

-- will be conducted via ZOOM --

Sunday:

No media

Monday:

Head Coach Kalen DeBoer weekly press conference

Tuesday:

Select players

Wednesday:

Select assistant coaches

Thursday

No regular access

Friday:

No media

Saturday:

Post-game only

ESPN Coaches Show

The weekly radio show airs live on ESPN Radio (940 AM) with host Paul Loeffler. Listen live on Wednesdays from 6-7 p.m.

Football Email List

If you would like to be added to the Bulldog football email list to receive breaking news about the team, please contact Matt Burkholder, Josh Mitchell or Savannah Stoeckle.

Photo Requests

All requests for use of Bulldog football photos for television networks or print publications, please contact Savannah Stoeckle. If granted, all photos must have proper attribution to Fresno State Athletics.

Fresno State Athletics Communications

5305 N. Campus Drive
Mail Stop 27
Fresno, CA 93740
Phone: (559) 278-6873
Press Box: (559) 278-5959

ATHLETICS COMMUNICATIONS:

FB primary Matt Burkholder
Email.....mburkholder@csufresno.edu
Office.....559-278-6186
FB secondary..... Savannah Stoeckle
Emailsstoeckle@csufresno.edu
Office559-278-4645
FB tertiary Josh Mitchell
Email.....jomitchell@csufresno.edu
Office.....559-278-7301

gobulldogs.com

Series history with New Mexico

Fresno State is 13-4 all-time against New Mexico. The Bulldogs have never played a neutral site contest against the Lobos.

The Bulldogs own a seven-game winning streak against the Lobos, the most for the 'Dogs against any league opponent. As Mountain West foe, Fresno State is a perfect 5-0 versus New Mexico. UNM's last win against Fresno State was in 1994.

Last Time vs. New Mexico

Fresno State made the trip to Albuquerque, N.M. on Oct. 20, 2018. The Bulldogs earned a 38-7 win behind a pair of rushing touchdowns and an additional touchdown reception from Ronnie Rivers.

The win in 2018 secured bowl eligibility for the 'Dogs that season. Fresno State went on to win the Mountain West Championship Game against Boise State, and the Las Vegas Bowl against Arizona State for its best season in program history.

Scouting the Lobos

New Mexico (1-5, 1-5 MW) is coming off of its first win of the 2020 season, a 17-16 victory over Wyoming (2-3, 2-3 MW) on Dec. 5. The win on Saturday was the first for the team, but also the first for Danny Gonzales who is in his first season as head coach for the Lobos. The win also broke a 14-game losing streak for the Lobos. Those 14 games were the second-longest active losing streak in the NCAA.

The Lobos have been outscored 189-118 this season. They are averaging 19.7 points per game. New Mexico scored its most points of its season at Hawai'i in a 39-33 loss on Nov. 7. The offensive attack for the Lobos is spread evenly in their run and pass games. In the air, New Mexico is averaging 198.0 yards per game while adding an additional average of 179.0 yards on the ground.

New Mexico has had five different players throw a pass this season due to a loss of its three scholarship QB's over the course of the season. The Lobos went with redshirt freshman walk-on Connor Genal starting against Wyoming. Genal put up 10 points for the Lobos, but it was true freshman walk-on Isaiah Chavez who threw the go-ahead touchdown last time out.

UNM is led by running back Bobby Cole, who has 410 yards rushing and three touchdowns on the year. Junior running back Bryson Carroll started at UNM as a quarterback but moved over to the RB room in 2018. Carroll has 97 rushing yards this season, but has also been a perfect 2-for-2 in the pass game, throwing touchdowns on each attempt for the Lobos in 2020.

Defensively, the Lobos lead the conference in fumbles recovered with seven, and are third in interceptions with five on the year. Junior safety Jerick Reed II leads the MW with four interceptions. He is third in the country in interceptions per game (0.7).

Senior linebacker Brandon Shook leads the Lobos with 58 tackles, and is second on the team with 2.5 TFLs. He also has one interception and two forced fumbles on the year. Shook was named this week's Mountain West Defensive Player of the Week. He had 13 tackles, one TFL, one forced fumble and his first career interception in the Lobos' win against Wyoming.

University of New Mexico Las Vegas Lobos

In a year full of roadblocks for everybody, UNM has had to relocate its entire football operations to Las Vegas, Nev. for the 2020 season.

The Lobos have played their "home games" at Sam Boyd Stadium in Las Vegas, and have been living out of a hotel since Nov. 2.

Fresno State vs. New Mexico MW Meetings

Meeting	W/L	Score	Site
Oct. 28, 2018	W	38-7	ABQ
Oct. 14, 2017	W	38-0	Fresno
Sept. 26, 2014	W	35-24	ABQ
Nov. 23, 2013	W	69-28	Fresno
Oct. 27, 2012	W	49-32	ABQ

NEW MEXICO RESULTS (1-5, 1-5 MW)

Oct. 24: Colorado State - Canceled
Oct. 31: at San Jose State - L, 38-21
Nov. 7: at Hawai'i - L, 39-33
Nov. 14: vs. Nevada - L, 27-20
Nov. 20: at Air Force - L, 28-0
Nov. 26: at Utah State - L, 41-27
Dec 5: vs Wyoming - W, 17-16
Dec. 12: vs. Fresno State



Knocked out

Last week's game at Nevada was essentially a de facto elimination game for the two squads' bid for a spot in the 2020 Mountain West Championship game, and Fresno State came out on the wrong end of it, falling 37-26 on the road.

→ Fresno State owns the second-most MW Championship game appearances (4), trailing Boise State (5), since the inception of divisions and a championship contest in 2013.

→ The Bulldogs won the MW West Division in 2013, 2014, 2017 and 2018.

→ Fresno State won the 2013 & 2018 Mountain West Championships, defeating Utah State in 2013 and Boise State in 2018. The Bulldogs are three-time MW Champions since becoming a league member in 2012.

Will they, or won't they

While the Bulldogs' championship hopes were dashed, Fresno State remains in the top half of the Mountain West and, with a win against New Mexico, could finish the regular season 4-2.

The bowl season remains an unknown, but a 4-2 resume will obviously sit better than a 3-3 record if that becomes a possibility.

Bowl games that are still active, and have direct ties to the Mountain West in 2020 are:

- Dec. 22: Famous Idaho Potato Bowl
- Dec. 24: New Mexico Bowl
- Dec. 31: Arizona Bowl

→ Fresno State has been to 15 bowl games since 2000, and own 29 bowl appearances overall.

How we got here

The Bulldogs started their 2020 campaign with a loss to Hawai'i on Oct. 24 (29 days after gathering as a team), but then won three-straight games. The Bulldogs started with a 38-17 win against Colorado State five days later on Oct. 29 - which was also the last time Fresno State had the opportunity to play a home game.

Fresno State won their first road game of the season on Nov. 7, defeating UNLV (40-27) and a week later beat Utah State (35-16). The Bulldogs lost their next two scheduled opponents, San Jose State (Nov. 21) and San Diego State (Nov. 27).

Last time out, Fresno State entered its Dec. 5 road bout with Nevada at 3-1 still with a chance to find their way into the MW Championship but fell short despite an offense that kept pace with similar performances during their three-game win streak.

→ The Bulldogs have averaged 34.8 points per game and 514.8 total yards of offense per game over their last four games.

A resilient bunch

The Bulldogs are defying the odds given the team did not meet or hold any organized training in person until Sept. 25. Prior to then, the last team meeting was on March 12. The Bulldogs missed the entirety of spring football, which was set to start March 16. There were no traditional summer workouts either. Due to local county rules and restrictions, Fresno State was unable to bring its student-athletes back to campus until late September while the NCAA allowed involuntary workouts to begin June 1, and mandatory workouts to begin July 17.

2020 MOUNTAIN WEST STANDINGS

	Conf.	Pct.
1. SJSU	5-0	1.000
Boise State	4-0	1.000
3. Nevada	6-1	.857
4. San Diego St.	4-2	.667
5. Fresno State	3-2	.600
6. Air Force	2-2	.500
<i>Remaining are under .500</i>		

MW CHAMPION HISTORY

2019: Boise State

2018: Fresno State

2017: Boise State

2016: San Diego State

2015: San Diego State

2014: Boise State

2013: Fresno State

2012: 3-way tie: **Fresno State**,
San Diego State, Boise State

(Fresno State joined the MW in 2012)

QUICK FACTS (entering 2020)

GENERAL INFORMATION:

Location.....	Fresno, Calif.
Founded.....	1911
Enrollment.....	25,200
President.....	Dr. Joseph I. Castro
Director of Athletics.....	Terry Tumey
Senior Woman Administrator.....	Carrie Coll
Colors.....	Red and Blue
Nickname.....	Bulldogs
Conference.....	Mountain West

TEAM HISTORY:

First Year of Football.....	1921
Seasons Completed.....	98
All-Time Record.....	615-433-27
All-Time Home Record.....	382-178-14
Away Record.....	220-238-13
Neutral Record (not including bowl games).....	0-2
All-Time Bowl Record.....	14-15

All-Time Mountain West Games Only.....	37-27
Conference Championships.....	28
Last Conference Championship.....	2018-Mountain West
MW Conference Championships (since 2012).....	3
MW Division Titles (since 2013).....	4
Bowl Appearances.....	29
Last Bowl.....	2018-Las Vegas Bowl

STADIUM INFORMATION:

Name.....	Bulldog Stadium (40,727)
Surface.....	AstroTurf
Completed.....	1980 (Beginning 40th Full Season)
First Game.....	Nov. 25, 1980 vs. Montana State
Record in Stadium.....	181-59-2
Largest Crowd.....	42,881 (5x in 2001)
Number of 40,000-plus crowds.....	33
Last 40,000-plus crowd	9/13/14 vs. Nebraska (41,031)
Press Box Phone.....	(559) 278-5959

TEAM INFORMATION:

2019 Overall Record.....	4-8
2019 Mountain West Record (Finish).....	2-6 (t-4th, West)
2019 Bowl.....	did not qualify
Starters Returning/Lost.....	16/9
Offense: 8/3 Defense: 6/5 Special Teams: 2/1	
Lettermen Returning/Lost.....	37/17
Offense: 18/8 Defense: 16/8 Special Teams: 3/1	
Base Offense.....	Multiple
Base Defense.....	4-2-5

WHERE ARE THEY?

FIELD:

Head Coach: Kalen DeBoer

Assistants: Julius Brown, Paul Creighton, Lee Marks, Kirby Moore, Chuck Morrell, Roman Sapolu, Eric Schmidt

Defensive Coordinator: William Inge

PRESS BOX:

Offensive Coordinator: Ryan Grubb

Assistants: J.D. Williams



AROUND THE MOUNTAIN WEST

2020 MW Standings

	MW		Overall	
	W	L	W	L
San Jose State	5	0	5	0
Boise State	4	0	4	1
Nevada	6	1	6	1
Fresno State	3	2	3	2
San Diego State	4	2	4	3
Hawai'i	3	4	3	4
Wyoming	2	3	2	3
Air Force	2	2	3	2
Colorado State	1	3	1	3
Utah State	1	5	1	5
New Mexico	1	5	1	5
UNLV	0	5	0	5

Mountain West Records

(Since Fresno State Joined MW in 2012)

	MW			Overall	
	W	L	Pct.	W	L
Boise State	57	11	.838	87	25
San Diego State	51	19	.729	77	36
Utah State*	37	25	.597	53	45
Fresno State	40	29	.580	59	50
Air Force	37	31	.544	60	47
Colorado State	35	33	.515	51	55
Nevada	36	35	.507	54	52
Wyoming	31	38	.449	47	58
San Jose State*	23	38	.377	32	59
Hawai'i	22	48	.314	41	69
UNLV	21	48	.304	31	73
New Mexico	18	52	.257	36	69

* denotes team joined MW in 2013

Mountain West Records -
Home Games only

(Since Fresno State Joined MW in 2012)

	Overall		
	W	L	Pct.
Boise State	48	7	.873
Air Force	38	13	.745
San Diego State	43	15	.741
Utah State*	32	14	.696
Fresno State	34	17	.667
Wyoming	31	20	.608
Colorado State	30	19	.612
Nevada	32	20	.615
Hawai'i	29	30	.492
San Jose State*	20	24	.455
New Mexico	22	31	.415
UNLV	20	33	.377

* denotes team joined MW in 2013

A glance back at official statements from the Mountain West (SJSU/SDSU)

COLORADO SPRINGS, Colo. (Nov. 19, 2020) – Due to COVID-19 contact tracing within the Fresno State football program, the Bulldogs are unable to participate in the scheduled football game on Saturday, Nov. 21, vs. San José State. Therefore, the Mountain West is canceling the game and declaring it a no contest. There is no plan to reschedule the game.

COLORADO SPRINGS, Colo. (Nov. 22, 2020) – Due to COVID-19 contact tracing within the Fresno State football program, the Bulldogs are unable to participate in the scheduled football game on Friday, Nov. 27, vs. San Diego State. Therefore, the Mountain West is canceling the game and declaring it a no contest. There is no plan to reschedule the game.

Keeping in shape

The Bulldogs paused all in-person activities on Thursday, Nov. 19 due to COVID-19 contact tracing within the program. The team maintained their fitness working with assistant AD for sports performance Ron McKeefery utilizing workout plans remotely, and met with position coaches via Zoom to keep sharp until select players were able to return to modified practices beginning Thursday, Nov. 26 in preparation for Nevada.

Team Captains

Seniors Kevin Atkins (DT) and Matt Smith (OL), junior Jake Haener (QB) and sophomore Evan Williams (DB) were named the Bulldogs' 2020 team captains on Tuesday, Oct. 20. The captains were elected by votes from their peers.

The DeBoer era

The Kalen DeBoer era is in full swing after his long-awaited debut as one of six new head coaches this season in the Mountain West. The Bulldogs' former offensive coordinator (2017-18) had to wait five extra days to celebrate win No. 1, after falling in his first career game on Oct. 24 against Hawai'i, but the 'Dogs have been rolling since. A Gatorade shower awaited him following a 38-17 thumping of Colorado State on Oct. 29, and on Nov. 7 and Nov. 14 he took his 'Dogs on the road for back-to-back games and came away with victories each time. DeBoer is the 20th head coach in program history, and the return to Fresno kept the continuity and foundation that was built by former head coach Jeff Tedford. While DeBoer ushered in six new assistant coaches, who all have strong ties to his corner, four assistant coaches stayed on-board.

DeBoer's Dudes

Returned from 2019

1. Ryan Grubb – OC/QBs/Assoc. Head Coach
2. Kirby Moore – WRs/Pass Game Coordinator
3. Roman Sapolu – OL/Run Game Coordinator
4. J.D. Williams – CBs/Defensive Passing Game Coordinator

New to 2020

1. William Inge – DC/LBs (via Indiana)
2. Lee Marks – RBs/Run Game Coordinator/Asst. Head Coach (via Boise State)
3. Julius Brown – Huskies/Recruiting Coordinator (via Texas Tech)
4. Eric Schmidt – DL/Special Teams Coordinator (via North Dakota)
5. Chuck Morrell – Safeties (via Montana Tech)
6. Paul Creighton – TEs (via UC Davis)

67-3, yes, that's a win-loss record

Kalen DeBoer was once a head coach before, at NAIA Sioux Falls. He spent 10 seasons there (2000-09), the first five as the offensive coordinator before taking over in 2005 as head coach.

Over his five seasons as head coach at Sioux Falls, he owned a 67-3 record and won three national championships. He was a three-time NAIA National Coach of the Year at Sioux Falls, won four Great Plains Athletic Conference titles, 50-straight home games and 29-consecutive games overall in his final two years. He boasted a 17-2 playoff record, a 49-1 conference ledger and appeared in four-straight national championship games (2006-09). He departed with an astonishing 67-3 career record as the Sioux Falls head coach.

→ In DeBoer's two seasons at Fresno State as the offensive coordinator in 2017-18, the Bulldogs were 22-6 and won the 2018 MW Championship game.



New year, new playmakers

Two true freshmen saw action for the first time in their respective careers last time out, Grant Lake and Malik Sherrod, raising the number to eight true freshmen to see the field this year. There have been 26 players to play in their first career games as a Bulldog this fall.

There have been 16 players who have made their first career starts for Fresno State this season. Justin Houston was the first true freshman to make a start for the 'Dogs in 2020 at Utah State, but last time out a second true freshman saw his first start, Mose Vavao. The two true freshman starters though are a far cry from the eight true freshman that made starts in 2019.

→ The eight true freshmen that made starts for Fresno State in 2019 was only topped by Alabama (9) and Akron (9) for most true freshmen to make starts in the FBS a season ago. Sharing the mark of eight with Fresno State was Arizona State, Tennessee, UMass and Stanford. (*stat does not include 2019 bowl season*). That group consisted of - (# of '19 starts in parenthesis) - LB Levelle Bailey (5), WR Jalen Cropper (5), DB Evan Williams (5), OL Bula Schmidt (4), WR Jamal Glaspie (3), DB Randy Jordan (3), DB Deshawn Ruffin (1) and WR Josh Kelly (1).

Bulldogs offense continues to pile on the yards

Fresno State has topped 400 yards total offense in every game its played this season, and has been on an upwards track over each contest. In the opener against Hawai'i, Fresno State had 407 yards, week 2 vs. Colorado State had 432 yards, against UNLV posted 487 yards, jumped over the 500 yard mark against Utah State with 541 yards and was one yard shy of eclipsing 600 yards last time out finishing with 599 yards of offense at Nevada.

→ Averaging 493.6 yards total offense per game, Fresno State ranks No. 1 in the Mountain West in that category and No. 15 in the nation.

→ The last time the 'Dogs had five-straight games with 400 yards of total offense or better was in 2013 behind the offensive duo of Derek Carr and Davante Adams. The last time the 'Dogs had six-straight games with 400 yards of total offense or better was in 2011.

→ The 2020 team is the first team since the 2009 Bulldogs to of registered better than 400 yards of total offense in their first five games of the season. The 2009 season started with eight-straight games with better than 400 yards of offense.

→ Fresno State's 599 yards of total offense against Nevada was the most yards in a game by the Bulldogs since Sept. 2, 2017 versus Incarnate Word.

→ Key Saturday Stat: The Bulldogs' No. 1 ranked passing attack (357.6 yards/game) in the Mountain West will face the No. 12 ranked (of 12) passing defense of New Mexico that allows 271.8 yards/game.

→ Fresno State set a single game record for most plays with 105 at Nevada, surpassing the previous record of 102 which was set against Utah State in 1987. The 105 plays are the most run by any team in the FBS this year.

First career GAMES

1. OL Adkins Jr., Dante (RFr.)
2. DB Agina, Kosi (Fr.)
3. LB Blount, Tanner (RFr.)
4. WR Brown, Jordan (Fr.)
5. DT Brown, Kurtis (Fr.)
6. WR Dalena, Mac (Fr.)
7. P Fuller, Cade (RFr.)
8. QB Haener, Jake (Fr.)
9. TE Hanson, Rory (Fr.)
10. LB Hollins, Jacob (RSo.)
11. LB Houston, Justin (Fr.)
12. DE Johnson, Da'Marcus (So.)
13. P King, Carson (RFr.)
14. LB Lamanuzzi, Cam (Fr.)
15. DB Lux, Bralyn (RFr.)
16. LB Mello, Tyler (Fr.)
17. DE Perales, David (RJR.)
18. OL Vavoa, Mose (Fr.)

Game 2 additions

19. RB Bigelow, Jevon (RSo.)
20. DB Diaz Jr., Jason (Sr.)
21. DB Sanchez, Mathew (RFr.)
22. WR Wright, Rodney (RFr.)

Game 3 additions

23. DE Bridges, Devo (RFr.)

Game 4 additions

24. DB Early, L.J. (RJR.)

Game 5 additions

25. WR Lake, Grant (Fr.)
26. RB Sherrod, Malik (Fr.)

First career STARTS

1. QB Haener, Jake (Fr.)
2. OL Adkins Jr., Dante (RFr.)
3. DE Perales, David (RJR.)
4. LB Hollins, Jacob (RSo.)
5. DB Lux, Bralyn (RFr.)
6. DB Perry, Deonte (Sr.)
7. LB King, Sherwin (So.)

Game 2 additions

8. LB Langley, Malachi (RFr.)
9. DT Lawson, Matt (So.)
10. TE Pauwels, Raymond (RJR.)

Game 3 additions

11. DT Brown, Kurtis (Fr.)

Game 4 additions

12. H Houston, Justin (Fr.)
13. TE Hanson, Rory (Fr.)

Game 5 additions

14. WR Brooks, Erik (RFr.)
15. DB Early, L.J. (RJR.)
16. OL Vavao, Mose (Fr.)

FRESNO STATE UNDER KALEN DEBOER

CATEGORY..... 2020... AT FS

Record.....	3-2	3-2
MW.....	3-2	3-2
Non-Conference.....	0-0	0-0
MW Championships.....	0-0	0-0
Bowl games.....	0-0	0-0
Home.....	1-1	1-1
Away.....	2-1	2-1
Neutral.....	0-0	0-0
Day.....	2-1	2-1
Night (6 p.m. or later).....	1-1	1-1
ABC.....	0-0	0-0
AT&T SportsNet/ROOT Sports.....	0-0	0-0
CBS Sports Network.....	2-0	2-0
ESPN.....	0-0	0-0
ESPN2.....	0-0	0-0
ESPN3/WatchESPN.....	0-0	0-0
ESPNU.....	0-0	0-0
FS1.....	0-0	0-0
FS2.....	1-1	1-1
KSEE-24.....	0-1	0-1
Pac-12 Network.....	0-0	0-0
Scoring First.....	2-1	2-1
Opponent Scores First.....	1-1	1-1
Leading at Half.....	3-0	3-0
Trailing at Half.....	0-2	0-2
Tied at the Half.....	0-0	0-0
Leading after Third.....	3-0	3-0
Trailing after Third.....	0-2	0-2
Tied after Third.....	0-0	0-0
Overtime Games.....	0-0	0-0
Scoring less than 20 pts.....	0-1	0-1
Scoring 20-29 pts.....	0-1	0-1
Scoring 30+ pts.....	3-0	3-0
Allowing less than 20 pts.....	2-0	2-0
Allowing 20-29 pts.....	1-0	1-0
Allowing 30+ pts.....	1-1	1-1
Rushing for less than 100 yds.....	1-0	1-0
Rushing for 100-199 yds.....	1-2	1-2
Rushing for 200+ yds.....	1-0	1-0
Passing for less than 200 yds.....	0-0	0-0
Passing for 200-299 yds.....	1-1	1-1
Passing for 300+ yds.....	2-1	2-1
Totaling less than 300 yds.....	0-0	0-0
300-399 yds. of total offense.....	0-0	0-0
400+ yds of total offense.....	3-2	3-2
Allowing less than 100 yds. rushing.....	0-1	0-1
Allowing 100-199 yds. rushing.....	2-0	2-0
Allowing 200+ yds. rushing.....	1-1	1-1
Allowing less than 200 yds. passing.....	2-0	2-0
Allowing 200-299 yds. passing.....	1-1	1-1
Allowing 300+ yds. passing.....	0-1	0-1
Allowing less than 300 yds. total off.....	0-0	0-0
Allowing 300-399 yds. total off.....	2-0	2-0
Allowing 400+ yds. total off.....	1-2	1-2
Having 100-yd. rusher.....	2-0	2-0
Opp. have 100-yd. rusher.....	2-1	2-1
No turnovers.....	1-0	1-0
1-2 turnovers.....	2-1	2-1
3 or more turnovers.....	0-1	0-1
No takeaways.....	0-0	0-0
1-2 takeaways.....	2-1	2-1
3 or more takeaways.....	1-1	1-1
30:00+ min. of possession.....	2-1	2-1
Under 30:00 min. of possession.....	1-1	1-1
Winning the coin toss.....	1-1	1-1
Losing the coin toss.....	2-1	2-1
Receiving opening kickoff.....	2-0	2-0
Kicking off to start the game.....	1-2	1-2



FS GAME-BY-GAME

2020 OFFENSE GAME-BY-GAME

RUSHING

Game	Att.	Yds.	TD	Long
UH	37	120	1	16
CSU	43	84	2	32
@ UNLV	36	243	4	54
@ USU	37	119	1	28
SJSU	canceled			
SDSU	canceled			
@ NEV	40	114	2	17
@ UNM	-	-	-	-

PASSING

Game	Passes	Yds.	TD	Long
UH	31	289	1	51
CSU	36	348	3	38
@ UNLV	20	244	1	35
@ USU	29	422	3	71
SJSU	canceled			
SDSU	canceled			
@ NEV	41	485	2	33
@ UNM	-	-	-	-

2020 DEFENSE GAME-BY-GAME

RUSHING DEFENSE

Game	Att.	Yds.	TD	Long
UH	53	346	4	54
CSU	40	189	1	35
@ UNLV	46	242	2	71
@ USU	35	256	1	86
SJSU	canceled			
SDSU	canceled			
@ NEV	22	62	0	33
@ UNM	-	-	-	-

PASSING DEFENSE

Game	Passes	Yds.	TD	Long
UH	31	229	0	35
CSU	33	223	1	27
@ UNLV	15	160	1	43
@ USU	9	144	0	44
SJSU	canceled			
SDSU	canceled			
@ NEV	23	354	5	85
@ UNM	-	-	-	-

SACKS/TFLS

Game	Sacks	Yds.	TFL	Yds.
UH	4	17	6	21
CSU	4	20	7	26
@ UNLV	6	31	10	36
@ USU	6	33	11	56
SJSU	canceled			
SDSU	canceled			
@ NEV	2	20	6	25
@ UNM	-	-	-	-

Haener living up to the No. 9

Junior quarterback Jake Haener had a career day against Utah State on Nov. 14, throwing for 422 yards and became the first Bulldog quarterback to throw for 400+ yards in a game since Derek Carr in 2013 ... scratch that, the last time out versus Nevada was a career day as he threw for 485 yards and accounted for 502 yards of total offense. He had zero interceptions on the most pass attempts (65) by any player in the country this season.

More about that game against Nevada:

- Haener's 502 yards of total offense tied for the fifth-most all-time in a single game by a Bulldog. He tied David Carr's performance versus Michigan State in 2001.
- Haener is the first Bulldog to reach 500 yards of total offense in a game since Derek Carr's 551 yards at San Jose State on Nov. 29, 2013.
- Haener's 485 yards passing was the eighth-most in a single game in program history.
- His 65 attempts are the most by any player in the country this season.
- His 41 completions are the third-most by any player in the country this season.
- His 41 completions, and 65 attempts, were both marks for the third-most in program history, respectively. Those numbers were also enough to tie for fourth-most in Mountain West history.
- Haener had the most total offensive yards, total offensive plays, passing yards, passing attempts, and completions by any player in any MW game this season.
- Haener was responsible for 76 of the Bulldogs' 105 offensive plays. His 76 plays are the third-most in MW history and most since Boise State's Brett Rypien had 81 in 2015. Rypien holds the record, and Derek Carr is second with 77 in his performance against Rutgers. He now holds the MW record for most offensive plays by a junior QB, passing the previous mark of 71 in 2013.
- Haener becomes one of eight players in MW history to have consecutive 400-yard passing games. Derek Carr holds the conference record with three in 2013.

→ Haener ranks No. 5 in the FBS in passing yards per game with 334.2/game.

→ Haener ranks No. 5 in the FBS in total offense per game with 350.4/game.

Quick learning curve

Junior quarterback Jake Haener got off to a rocky start, but it's been smooth sailing since. Against Hawai'i, Fresno State's opener, it was Haener's first start, and first live game reps since late in the fourth quarter on Nov. 17, 2018 as a backup for the Washington Huskies against Oregon State - a 42-23 win for UW.

A look at the first three quarters this season, versus the rest of the season:

First three quarters vs. Hawai'i

10-of-17, 3 INT, 178 Yds., 1 TD

Last 17 quarters (UH, CSU, UNLV, USU, NEV)

114-of-172, 1 INT, 1,493 Yds., 10 TDs

Sweeney approved - the new #9 under center

Kevin Sweeney, quarterback for the Bulldogs from 1982-86, departed as the NCAA all-time record holder for career passing yards with 10,623, at that time. The 1987 7th round pick of the Dallas Cowboys later had his No. 9 jersey retired, and it is commemorated on the west side of Bulldog Stadium alongside six other jersey numbers that have been retired over the 98-year history of Bulldog Football.

Enter Jake Haener, and while it's not the first time that the No. 9 jersey has come out of retirement at Fresno State, Haener is the first Bulldog quarterback to don the No. 9 under center since Sweeney did. Sweeney, in agreement with head coach Kalen DeBoer, gave his blessing to Haener to wear the No. 9. It certainly helped given the Haener and Sweeney connection dates back to Bullard High School (in Fresno, Calif.) in the early 80's, where Sweeney and Jake's father, Ryan Haener, met and played on the same high school football team. The bond began the year Ryan, a sophomore, was named then-senior Sweeney's back-up and future successor for Bullard High.



Still hangin' with Daigle

Another week has passed, and Ronnie Rivers is still tied at the top with Anthony Daigle as the program's top career touchdown scorers.

Rivers has scored nine touchdowns on the year and has made his way up to tie the program record, and we are still waiting for him to break into the end zone to cement his name as the program's all-time leading scorer.

This season, Rivers has already passed Robbie Rouse, Ryan Mathews and Davante Adams on the all-time career touchdown list.

He also sits in third place, with Daigle, in career rushing touchdowns. Rivers' lone rushing touchdown at Utah State (Nov. 14) gave him 35 rushing scores for his career. Mathews holds the record with 39 career rushing touchdowns in his time as a Bulldog from 2007-09.

Welcome to the 4,000 club Ronnie

With 112 all-purpose yards at Nevada last weekend, Rivers became the seventh Bulldog in program history to have over 4,000 career all-purpose yards.

The storylines have been all about Rivers scoring points, but he has entered the chat when it comes to total yardage. The senior back is now seventh all-time in career all-purpose yards with 4,026.

Ronnie in the Mountain West

Despite only playing five games this season, Rivers is still one of the top offensive players in the league. The senior Bulldog leads the conference in all-purpose yards (819) and scoring (10.8 points per game), and is second in rushing yards per game (101.6).

Rivers also is No. 7 in the conference in receptions per game, averaging 5.4. He has the fifth-most receptions by any player in the MW, and is the only running back in the top 10 in the receiving categories this season.

He is ranked fourth with a 7.7 punt return average.

Rivers invited to 2021 Shrine Bowl

Although the 2021 Shrine Bowl has been canceled due to challenges presented by the COVID-19 pandemic, the game organizers wanted to recognize all-stars for their outstanding senior seasons.

Rivers was named an all-star by the game panel on Dec. 7. Although no game will be played, the student-athletes will participate in various virtual training/informational drills with current NFL coaches and members of the NFL Operations staff. Some 2021 all-stars will also participate in various virtual experiences with Shriners Hospitals for Children patients in recognition of the game's nearly century-long commitment to supporting the health care system's life-changing mission.

Career Touchdowns

1. RB Anthony Daigle, 1991-93	44
RB Ronnie Rivers, 2017-pres.	44
3. RB Robbie Rouse, 2009-12	42
4. RB Ryan Mathews, 2007-09	41
5. WR Davante Adams, 2012-13	38

Rushing TDs (Career)

1. Ryan Mathews, 2007-09	39
2. Robbie Rouse, 2009-12	37
3. Anthony Daigle, 1991-93	35
Ronnie Rivers, 2017-pres.	35
5. Bryson Sumlin, 2002-05	29
Michael Pittman, 1993-97	29
Dean Philpott, 1954-57	29
8. Ron Rivers, 1991-93	28
9. Wendell Mathis, 2004-05	27
Lorenzo Neal, 1990-92	27

All-Purpose Yards (Career)

1. WR Isaiah Burse, 2010-13	5,873
2. WR Bernard Berrian, 1999-03	5,828
3. RB Robbie Rouse, 2009-12	5,441
4. WR Rodney Wright, 1998-01	4,439
5. RB Ron Rivers, 1991-93	4,388
6. WR Henry Ellard, 1979-82	4,152
7. RB Ronnie Rivers, 2017-pres.	4,026

Rushing Yards (Career)

1. Robbie Rouse, 2009-12	4,647
2. Ron Rivers, 1991-93	3,473
3. Ryan Mathews, 2007-09	3,280
4. Martez Waller, 2012-15	3,108
5. Michael Pittman, 1993-97	3,017
6. Dwayne Wright, 2003-04, '06	2,683
7. Ronnie Rivers, 2017-pres.	2,630
8. Dean Philpott, 1954-57	2,533
9. Lorenzo Neal, 1990-92	2,405
10. Bryson Sumlin, 2002-05	2,398
11. Aaron Craver, 1989-90	2,316
12. Wendell Mathis, 2004-05	2,308
13. Jaime Kimbrough, 1995-98	2,250
14. Kelly Skipper, 1985-88	2,237
15. Ted Torosian, 1978-81	2,096

FS GAME-BY-GAME

GAME-BY-GAME FIRST DOWNS

Opponent	(BY QUARTER)	TOTAL
Hawai'i	(6-5-6-5)	22
Colorado State	(5-10-5-4)	24
at UNLV	(5-8-6-3)	22
at Utah State	(8-10-3-4)	25
San Jose State	canceled	
San Diego State	canceled	
at Nevada	(6-8-5-11)	30
at New Mexico	(-)	-

GAME-BY-GAME

YARDAGE GAINED BY QTR

Opponent	1Q	2Q	3Q	4Q	OT
Hawai'i	97	66	116	130	-
Colorado State	84	223	69	56	-
at UNLV	138	159	109	81	-
at Utah State	124	270	52	95	-
San Jose State	canceled				
San Diego State	canceled				
at Nevada	118	141	150	190	-
at New Mexico	-	-	-	-	-

GAME-BY-GAME

CUMULATIVE YARDAGE GAINED BY QTR

Opponent	1Q	2Q	3Q	4Q	OT
Hawai'i	97	163	279	409	-
Colorado State	84	307	376	432	-
at UNLV	138	297	406	487	-
at Utah State	124	394	446	541	-
San Jose State	canceled				
San Diego State	canceled				
at Nevada	118	259	409	599	-
at New Mexico	-	-	-	-	-

OPP GAME-BY-GAME

OPPONENTS GAME-BY-GAME FIRST DOWNS

Opponent	(BY QUARTER)	TOTAL
Hawai'i	(5-5-7-10)	27
Colorado State	(8-4-4-5)	21
at UNLV	(6-6-4-3)	19
at Utah State	(1-3-2-6)	12
San Jose State	canceled	
San Diego State	canceled	
at Nevada	(4-3-3-4)	14
at New Mexico	(-)	-

OPPONENTS GAME-BY-GAME

YARDAGE GAINED BY QTR

Opponent	1Q	2Q	3Q	4Q	OT
Hawai'i	66	150	140	196	-
Colorado State	141	32	117	82	-
at UNLV	101	116	145	40	-
at Utah State	89	124	20	110	-
San Jose State	canceled				
San Diego State	canceled				
at Nevada	97	87	64	168	-
at New Mexico	-	-	-	-	-

OPPONENTS GAME-BY-GAME

CUMULATIVE YARDAGE GAINED BY QTR

Opponent	1Q	2Q	3Q	4Q	OT
Hawai'i	66	216	356	552	-
Colorado State	141	173	290	372	-
at UNLV	101	217	362	402	-
at Utah State	89	213	233	343	-
San Jose State	canceled				
San Diego State	canceled				
at Nevada	97	184	248	416	-
at New Mexico	-	-	-	-	-


FRESNO STATE MW RANKINGS

3rd Down Conversion Pct (12 ranked)	3
3rd Down Conversion Pct Defense (12 ranked)	7
4th Down Conversion Pct (12 ranked)	7
4th Down Conversion Pct Defense (12 ranked)	6
Completion Percentage (12 ranked)	4
Fewest Penalties (12 ranked)	6
Fewest Penalties Per Game (12 ranked)	9
Fewest Penalty Yards (12 ranked)	3
Fewest Penalty Yards Per Game (12 ranked)	3
First Downs Defense (12 ranked)	4
First Downs Offense (12 ranked)	5
Fumbles Lost (12 ranked)	8
Fumbles Recovered (12 ranked)	2
Kickoff Return Defense (12 ranked)	5
Kickoff Returns (12 ranked)	12
Net Punting (12 ranked)	10
Passes Had Intercepted (12 ranked)	5
Passes Intercepted (12 ranked)	5
Passing Offense (12 ranked)	1
Passing Yards Allowed (12 ranked)	7
Passing Yards per Completion (12 ranked)	3
Punt Return Defense (12 ranked)	9
Punt Returns (12 ranked)	7
Red Zone Defense (12 ranked)	3
Red Zone Offense (12 ranked)	6
Rushing Defense (12 ranked)	8
Rushing Offense (12 ranked)	8
Sacks Allowed (12 ranked)	11
Scoring Defense (12 ranked)	6
Scoring Offense (12 ranked)	2
Tackles for Loss Allowed (12 ranked)	9
Team Passing Efficiency (12 ranked)	4
Team Passing Efficiency Defense (12 ranked)	2
Team Sacks (12 ranked)	1
Team Tackles for Loss (12 ranked)	3
Time of Possession (12 ranked)	2
Total Defense (12 ranked)	9
Total Offense (12 ranked)	1
Turnover Margin (12 ranked)	6
Turnovers Gained (12 ranked)	4
Turnovers Lost (12 ranked)	8

NEW MEXICO MW RANKINGS

3rd Down Conversion Pct (12 ranked)	8
3rd Down Conversion Pct Defense (12 ranked)	8
4th Down Conversion Pct (12 ranked)	12
4th Down Conversion Pct Defense (12 ranked)	3
Completion Percentage (12 ranked)	8
Fewest Penalties (12 ranked)	8
Fewest Penalties Per Game (12 ranked)	8
Fewest Penalty Yards (12 ranked)	11
Fewest Penalty Yards Per Game (12 ranked)	10
First Downs Defense (12 ranked)	9
First Downs Offense (12 ranked)	4
Fumbles Lost (12 ranked)	3
Fumbles Recovered (12 ranked)	1
Kickoff Return Defense (12 ranked)	4
Kickoff Returns (12 ranked)	9
Net Punting (12 ranked)	4
Passes Had Intercepted (12 ranked)	12
Passes Intercepted (12 ranked)	3
Passing Offense (12 ranked)	7
Passing Yards Allowed (12 ranked)	12
Passing Yards per Completion (12 ranked)	8
Punt Return Defense (12 ranked)	8
Punt Returns (12 ranked)	10
Red Zone Defense (12 ranked)	6
Red Zone Offense (12 ranked)	11
Rushing Defense (12 ranked)	7
Rushing Offense (12 ranked)	4
Sacks Allowed (12 ranked)	5
Scoring Defense (12 ranked)	9
Scoring Offense (12 ranked)	10
Tackles for Loss Allowed (12 ranked)	5
Team Passing Efficiency (12 ranked)	9
Team Passing Efficiency Defense (12 ranked)	12
Team Sacks (12 ranked)	12
Team Tackles for Loss (12 ranked)	11
Time of Possession (12 ranked)	6
Total Defense (12 ranked)	10
Total Offense (12 ranked)	8
Turnover Margin (12 ranked)	2
Turnovers Gained (12 ranked)	1
Turnovers Lost (12 ranked)	8

The offensive depth is real

The Bulldog offense is stacked. From running backs to receivers to tight ends, there is a long list of 'Dogs ready to get their name on the stat sheet each game. The depth of the Bulldog offense has given QB Jake Haener and offensive coordinator Ryan Grubb the ability to spread the offense and switch things up when necessary.

Fresno State has had five of its running backs, seven wide receivers, and three tight ends record positive yardage this season.

Although Rivers is the talk of the run game for the Bulldogs, fellow RB Jordan Mims has stepped up big when needed the most. Mims has 25 carries for 60 yards on the ground, and an additional 10 catches for 92 yards and a touchdown in the air attack. Other running backs in Jevon Bigelow (RSO.), Saevion Johnson (Sr.) and Malik Sherrod (Fr.) have added yards on the ground for Fresno State.

The Bulldogs have two with over 350 yards receiving, two more with over 200 yards receiving and one with 100 yards receiving on the year. Sophomore Jalen Cropper has been the go-to and leads the team with 386 yards receiving, while senior Keric Wheatfall is right behind with 363. Rivers has 265 receiving yards, and sophomore Josh Kelly joins him in the 200 club with 234. Sophomore Erik Brooks adds 178 yards receiving for the Bulldogs.

Eight different Bulldogs have scored at least one touchdown this season.

Surf Boyz: Reaching 100

The Bulldog wide receiver group, otherwise known as the 'surf boys', is a deep position group that has had different players have their flashes of greatness this season.

Last weekend, it happened to be sophomore Jalen Cropper and senior Keric Wheatfall who led the group. Wheatfall had a career-high 113 yards receiving, and a touchdown against Nevada. Cropper added another 107 receiving yards for the 'Dogs in his second consecutive 100-yard receiving game.

Wheatfall and Cropper became the first Bulldog receiver duo to have 100-yards receiving since Sept. 29, 2018 when Jordan Mims (126) and KeeSean Johnson (102) each had over 100 yards against Toledo.

A grand (re)entrance

After suffering a preseason injury, junior wide receiver Zane Pope returned to the field on Saturday night at Nevada. Pope, the Bulldogs' leading receiver a season ago, didn't miss a beat. The junior got the start in his first game back, and finished third on the team with a career-high 96 yards on five catches. He also scored his second career touchdown on a read off a deflection in the end zone.

Keric with the hands

Senior receiver Keric Wheatfall was second on the team in average yards per game in 2019, averaging 30.7 yards receiving in 10 games a season ago.

There's no difference in Wheatfall's play this season as he is averaging 72.6 yards per game in five games on the year. The senior has been the team's leading receiver in three games so far this season - vs Hawai'i (Oct. 24), vs. Colorado State (Oct. 29) and at Nevada (Dec. 5). He has been one of two receivers to start in all five games.

Wheatfall is seventh in the conference with 72.6 receiving yards per game.

Wheatfall game-by-game

- Oc. 24 - vs. Hawai'i: 3 receptions, 73 yards
- Oct. 29 - vs. Colorado State: 5 receptions, 87 yards
- Nov. 7 - at UNLV: 5 receptions, 65 yards
- Nov. 14 - at Utah State: 4 receptions, 25 yards
- Dec. 5 - at Nevada: 6 receptions, 113 yards, 1 touchdown



Win the fourth, win the game

Over the first five games of the season, the fourth quarter has gone a long way in determining the outcome of the game. The 'Dogs have twice lost the fourth quarter by seven points, both have resulted in losses but in their wins the Bulldogs have outscored their opponents twice and split on the third occasion.

4TH QUARTER SCORING		
	W/L	Points
vs. UH	L	3-10
vs. CSU	W	7-7
at UNLV	W	13-0
at USU	W	7-0
at NEV	L	6-13

→ Fresno State has outscored its opponents 27-7 in the fourth quarter in its wins while being outscored 23-9 in its losses.

No. 1 in the nation in sacks per game

Under defensive coordinator William Inge and defensive line coach Eric Schmidt, the 'Dogs have found a great deal of success at pressuring opposing quarterbacks. Aided by two games with six sacks (at UNLV and at Utah State), Fresno State's season sacks number has ascended to 22 in five games. The Bulldogs' 22 sacks is greater than last year's 12-game total of 19.

→ Fresno State leads the NCAA in sacks per game (4.4) despite just two last time out.

→ Fresno State recorded six sacks in back-to-back games (UNLV/USU) for the first time since 2013.

Moving the line of scrimmage backwards

With a ferocious defensive line, Fresno State has had no trouble moving the line of scrimmage backward against its opponents. The Bulldogs have recorded at least six tackles for loss in all five of their games, and had back-to-back games with double-digit TFLs in November (10.0 at UNLV and 11.0 at Utah State).

→ With 40 tackles for loss this season, the Bulldogs sit 16th in the FBS in team TFLs per game, averaging 7.8.

David Perales shining in first year with the Bulldogs

Two years ago, current Atlanta Falcons' linebacker Mykal Walker was a force at defensive end for the Bulldogs. Walker was a transfer, alike current defensive end David Perales from Sacramento State. Perales has been a force just like Walker was when playing on the edge in 2018. After the first five games this season, the Merced, Calif. native leads the team in tackles for loss (8.0), forced fumbles (4), fumble recoveries (2), sacks (4.0) and is third in tackles (26).

→ Perales has forced a fumble in four straight games. It's the first time a Bulldog has forced a fumble in four-straight games in the last 20 years.

→ Perales ranks second in forced fumbles per game (0.8) in the FBS.

→ Against Colorado State, Perales forced a fumble and recovered a fumble, the first time a Bulldog did both in the same game since Evan Williams against Nevada on Nov. 23, 2019. Perales performed this feat again at Utah State, but this time he recovered his own forced fumble, the first Bulldog to do that since Jasad Haynes against Idaho on Sept. 1, 2018.

We call them Mirrors

The Bulldogs' defensive ends, specifically starters Kwami Jones and David Perales, are mirrors of each other, causing havoc on opposing quarterbacks on each side of the line this year. The two are tied for the team lead in sacks with 4.0, and the duo ranks No. 1 and No. 2 on the team in tackles for loss with Perales at 8.0 and Jones at 5.0.

→ David Perales sits 26th in FBS in TFLs and fourth in the MW with 1.5 per game while Kwami Jones sits 53rd in the NCAA in TFLs and third in the MW with 1.2 per game.

→ Jones ranks sixth nationally in sacks per game (1.0) and is third in the Mountain West.

FRESNO STATE FBS RANKINGS

3rd Down Conversion Pct (127 ranked)	40
3rd Down Conversion Pct Defense (127 ranked)	86
4th Down Conversion Pct (126 ranked)	52
4th Down Conversion Pct Defense (126 ranked)	62
Completion Percentage (127 ranked)	31
Fewest Penalties (127 ranked)	24
Fewest Penalties Per Game (127 ranked)	50
Fewest Penalty Yards (127 ranked)	17
Fewest Penalty Yards Per Game (127 ranked)	30
First Downs Defense (127 ranked)	20
First Downs Offense (126 ranked)	86
Fumbles Lost (127 ranked)	65
Fumbles Recovered (116 ranked)	30
Kickoff Return Defense (127 ranked)	89
Kickoff Returns (126 ranked)	95
Net Punting (127 ranked)	118
Passes Had Intercepted (127 ranked)	31
Passes Intercepted (120 ranked)	76
Passing Offense (127 ranked)	6
Passing Yards Allowed (127 ranked)	46
Passing Yards per Completion (127 ranked)	25
Punt Return Defense (127 ranked)	92
Punt Returns (127 ranked)	61
Red Zone Defense (126 ranked)	28
Red Zone Offense (127 ranked)	60
Rushing Defense (127 ranked)	96
Rushing Offense (127 ranked)	91
Sacks Allowed (127 ranked)	112
Scoring Defense (127 ranked)	48
Scoring Offense (127 ranked)	43
Tackles for Loss Allowed (127 ranked)	84
Team Passing Efficiency (127 ranked)	28
Team Passing Efficiency Defense (127 ranked)	27
Team Sacks (127 ranked)	1
Team Tackles for Loss (127 ranked)	16
Time of Possession (127 ranked)	23
Total Defense (127 ranked)	73
Total Offense (127 ranked)	15
Turnover Margin (127 ranked)	52
Turnovers Gained (127 ranked)	70
Turnovers Lost (127 ranked)	42

NEW MEXICO FBS RANKINGS

3rd Down Conversion Pct (127 ranked)	87
3rd Down Conversion Pct Defense (127 ranked)	89
4th Down Conversion Pct (126 ranked)	123
4th Down Conversion Pct Defense (126 ranked)	42
Completion Percentage (127 ranked)	108
Fewest Penalties (127 ranked)	37
Fewest Penalties Per Game (127 ranked)	48
Fewest Penalty Yards (127 ranked)	46
Fewest Penalty Yards Per Game (127 ranked)	66
First Downs Defense (127 ranked)	42
First Downs Offense (126 ranked)	84
Fumbles Lost (127 ranked)	25
Fumbles Recovered (116 ranked)	22
Kickoff Return Defense (127 ranked)	53
Kickoff Returns (126 ranked)	62
Net Punting (127 ranked)	67
Passes Had Intercepted (127 ranked)	68
Passes Intercepted (120 ranked)	62
Passing Offense (127 ranked)	93
Passing Yards Allowed (127 ranked)	109
Passing Yards per Completion (127 ranked)	89
Punt Return Defense (127 ranked)	76
Punt Returns (127 ranked)	92
Red Zone Defense (126 ranked)	40
Red Zone Offense (127 ranked)	112
Rushing Defense (127 ranked)	82
Rushing Offense (127 ranked)	52
Sacks Allowed (127 ranked)	65
Scoring Defense (127 ranked)	79
Scoring Offense (127 ranked)	113
Tackles for Loss Allowed (127 ranked)	68
Team Passing Efficiency (127 ranked)	114
Team Passing Efficiency Defense (127 ranked)	124
Team Sacks (127 ranked)	119
Team Tackles for Loss (127 ranked)	123
Time of Possession (127 ranked)	58
Total Defense (127 ranked)	105
Total Offense (127 ranked)	81
Turnover Margin (127 ranked)	33
Turnovers Gained (127 ranked)	51
Turnovers Lost (127 ranked)	42



AP TOP 25 (WEEK 15)

1. Alabama (62).....	9-0
2. Notre Dame.....	10-0
3. Ohio State.....	5-0
4. Clemson.....	9-1
5. Texas A&M.....	7-1
6. Florida.....	8-1
7. Cincinnati.....	8-0
8. Indiana.....	6-1
9. Miami.....	8-1
10. Iowa State.....	8-2
11. Coastal Carolina.....	10-0
12. Georgia.....	6-2
13. Oklahoma.....	7-2
14. BYU.....	9-1
15. Northwestern.....	5-1
16. USC.....	3-0
17. Louisiana.....	9-1
18. Tulsa.....	6-1
19. Iowa.....	5-2
20. North Carolina.....	7-3
21. Colorado.....	4-0
22. Liberty.....	9-1
23. Texas.....	6-3
24. Buffalo.....	4-0
25. Wisconsin.....	2-2

Others receiving votes: NC State 98, Marshall 66, San José State 66, Oklahoma State 33, UCF 11, Washington 10, Boise State 10, Auburn 9, Missouri 8, Nevada 5, Army 2, UCLA 1, TCU 1

USA TODAY COACHES POLL (WEEK 15)

1. Alabama (59).....	9-0
2. Notre Dame (2).....	10-0
3. Clemson.....	9-1
4. Ohio State (1).....	5-0
5. Texas A&M.....	7-1
6. Florida.....	8-1
7. Cincinnati.....	8-0
8. Miami.....	8-1
9. Indiana.....	6-1
10. Georgia.....	6-2
11. Iowa State.....	8-2
12. Oklahoma.....	7-2
13. Coastal Carolina.....	10-0
14. Northwestern.....	5-1
15. USC.....	3-0
16. BYU.....	9-1
17. Louisiana.....	9-1
18. Iowa.....	5-2
19. Tulsa.....	6-1
20. North Carolina.....	7-3
21. Liberty.....	9-1
22. Colorado.....	4-0
23. Texas.....	6-3
24. NC State.....	8-3
25. Wisconsin.....	2-2

Others receiving votes: Oklahoma State 100, Missouri 88, Marshall 77, San José State 68, Buffalo 59, Nevada 48, Auburn 42, Oregon 30, Boise State 26, Army 25, Washington 19, SMU 10, Appalachian State 3

CFP (DEC. 1)

1. Alabama.....	8-0
2. Notre Dame.....	9-0
3. Clemson.....	8-1
4. Ohio State.....	5-0
5. Texas A&M.....	6-1
6. Florida.....	7-1
7. Cincinnati.....	8-0
8. Georgia.....	6-2
9. Iowa State.....	7-2
10. Miami.....	7-1
11. Oklahoma.....	6-2
12. Indiana.....	5-1
13. BYU.....	9-0
14. Northwestern.....	1-0
15. Oklahoma State.....	6-2
16. Wisconsin.....	2-1
17. North Carolina.....	6-3
18. Coastal Carolina.....	9-0
19. Iowa.....	4-2
20. USC.....	3-0
21. Marshall.....	7-0
22. Washington.....	3-0
23. Oregon.....	3-1
24. Tulsa.....	5-1
25. Louisiana.....	8-1

Turnovers come on the road

Fresno State had just two turnovers gained over the first two games, but have posted multiple takeaways over the last three games they've played in. That includes three on two occasions, with one of those games last time out at Nevada.

All eight of those turnovers have come on the road as the 'Dogs had the opportunity to just play its first two games of the season at home this year.

→ Fresno State is averaging 2.7 turnovers per game over the last three games.

→ The Bulldogs have also seen all four of their interceptions come in the Silver State, a place they return to on Saturday. The 'Dogs grabbed two at Allegiant Stadium versus UNLV and two at Mackay Stadium against the Wolf Pack.

Standing up in the red zone

When teams get into the red zone, Fresno State's defense has dug in deep to get stops. In 21 red zone trips for their opponents, the Bulldogs have allowed just over half of those trips to result in touchdowns (11). Six others have resulted in field goals.

→ Fresno State ranks 28th nationally and third in the Mountain West in red zone defense at 76.2 percent.

From unknown freshman walk-on to starter

When Bralyn Lux came to Fresno State in 2019, he did so as a walk-on. He started this season as a walk-on but has quickly shown his worth. Securing the vacant defensive back spot left by the graduation of three-year starter Jaron Bryant, Lux hasn't disappointed. In five games, the redshirt freshman has totaled four pass breakups, leads the team in tackles (28) and ranks 48th nationally in solo tackles per game (5.0).

→ Lux earned his first career interception at Nevada in his fifth game.

A new Husky

Make no mistake, true freshman Justin Houston is a Bulldog but that Bulldog has been shining as the team's starting husky over the last two games. He earned his first career start at Utah State (Nov. 14) and retained the starting role in the Bulldogs' last game at Nevada. In that starter role, he has seven tackles and 0.5 TFLs. He was the first true freshman on the 2020 roster to earn a starting role (OL Mose Vavao was the second last time out at Nevada).

The Husky is a new position in Fresno State's 4-2-5 defensive formation. It's a linebacker/safety hybrid that utilizes a player's athleticism to cover tight ends and wide receivers while also using their size to help in stopping the run.

→ Coached by Julius "Juice" Brown, the four players on the roster who entered the season in the mix to fill the new position were Levelle Bailey, Tanner Blount, Rian Fields and Justin Houston.

One hand or two, they're giving their all

Injuries wear on a team over the course of any season, but some find a way to overcome any way they can, and that is certainly the case for linebacker Levelle Bailey and safety Deonte Perry as both have been visibly seen wearing protective "clubs" on their injured hands this year.

Bailey fell victim to his injury in the second half of the UNLV game, but returned the next week at Utah State. The game at Utah State was when Bailey moved over from the Husky spot and played linebacker. That put less pressure on his coverage on tight ends and wide outs wearing that club. He excelled in that spot, and since being free from the club, remained at linebacker against Nevada. He has not missed a game in 2020.

Perry has also started every game in 2020. He's been wearing his since beginning at the Nov. 7 UNLV game and was still wearing it at Nevada. He ranks fourth on the team in tackles with 22.



A look at the experience on the 2020 team

MOST CAREER STARTS (10 GAMES +)

DL	Kevin Atkins (Sr.)	31
RB	Ronnie Rivers (Sr.)	30
OL	Syrus Tuitetele (Sr.)	25
DE	Kwami Jones (Sr.)	17
DB	Wylan Free (Jr.)	17
OL	Quireo Woodley (Jr.)	16
OL	Dontae Bull (Jr.)	15
OL	Matt Smith (Sr.)	13
LB	Arron Mosby (Sr.)	12

MOST CONSECUTIVE STARTS

RB	Ronnie Rivers (Jr.)	17
----	---------------------	----

MOST CAREER GAMES PLAYED (25 GAMES +)

DT	Kevin Atkins (Sr.)	45
LS	Jacob Westberry (Sr.)	44
LB	Arron Mosby (Sr.)	44
RB	Ronnie Rivers (Sr.)	41
DE	Kwami Jones (Sr.)	35
RB	Saeveion Johnson (Sr.)	35
OL	Syrus Tuitetele (Jr.)	34
DE	Andrew Wright (Sr.)	31
RB	Jordan Mims (Jr.)	31
OL	Quireo Woodley (RSo.)	31
WR	Patrick Elima-Jeaune (Jr.)	28

Father-Son legacy

Bulldog Stadium has seen generations of Bulldogs come through it, and some that share the same blood. Ronnie and Ron Rivers are not the only father-son duo to wear a Bulldog football uniform. The family ties run deep in this current Bulldog team with three additional current Bulldogs having followed in their dad's footsteps.

CJ Jones (Freshman, DB) - father is Charlie Jones (1992-95). Jones was a star wide receiver for the Bulldogs in the 90's. He is ranked eighth in career pass receptions (187) and second in career receiving yards (3,344).

Ronnie Rivers (Senior, RB) - father is Ron Rivers (1991-93). Rivers is second all-time in career rushing yards (3,473) and holds the record for career rushing yards per carry (6.6 - minimum 200 attempts).

Leevel Tatum III (Senior, DL) - father is Leevel Tatum II (1983-84), a standout running back for the Bulldogs.

Rodney Wright III (R-Freshman, WR) - father is Rodney Wright II (1998-01). Wright II was also a wide receiver for the 'Dogs, and is fourth in career pass receptions (222) and third in receiving yardage (3,274). In 2001, Wright II had a nation-leading 104 catches for the Bulldogs alongside quarterback David Carr.

Bulldogs in the NFL

Former Bulldog	NFL Team	Position	NFL EXP.
1. Davante Adams (2012-13)	Green Bay Packers	WR	6
2. Derek Carr (2009-13)	Las Vegas Raiders	QB	6
3. Tyeler Davison (2011-14)	Atlanta Falcons	DT	5
4. Juju Hughes (2016-19)	Los Angeles Rams	DB	R
5. KeeSean Johnson (2014-18)	Arizona Cardinals	WR	1
6. Netane Muti (2017-19)	Denver Broncos	OL	R
7. Curtis Riley (2013-14)	Minnesota Vikings	S	4
8. Mykal Walker (2017-19)	Atlanta Falcons	S	R
9. Charles Washington (2011-15)	Arizona Cardinals	DB	3
10. Kenny Wiggins (2007-10)*	New York Giants	OL	6

* - Wiggins is currently a free agent after being waived on Nov. 13 by NYG

An All-Star Quartet

Fresno State is the proud home of alumni Davante Adams (NFL-Green Bay Packers), Derek Carr (NFL-Las Vegas Raiders), Paul George (NBA-Los Angeles Clippers) and Aaron Judge (MLB-New York Yankees).

Other current players of the MLB in addition to Judge from Fresno State are Jimmy Lambert (Chicago White Sox), Jordan Luplow (Cleveland Indians), Taylor Ward (LA Angels) and Justin Wilson (New York Mets).

In addition to Paul George for current NBA players from Fresno State is Tyler Johnson (New Jersey Nets) and Paul Watson (Toronto Raptors).

BOWL HISTORY

Little All-American Bowl	Dec. 25, 1937
W, 27-26 - vs. Arkansas State	
Raisin Bowl	Jan. 1, 1946
L, 13-12 - vs. Drake	
Mercy Bowl I	Nov. 23, 1961
W, 36-6 - vs. Bowling Green	
Camellia Bowl	Dec. 14, 1968
L, 29-14 - vs. Humboldt State	
Mercy Bowl II	Dec. 11, 1971
L, 17-14 - vs. Cal State Fullerton	
California Bowl II	Dec. 18, 1982
W, 29-28 - vs. Bowling Green	
California Bowl V	Dec. 14, 1985
W, 51-7 - vs. Bowling Green	
California Bowl VIII	Dec. 10, 1988
W, 35-10 - vs. Western Michigan	
California Bowl IX	Dec. 9, 1989
W, 27-6 - vs. Ball State	
California Bowl XI	Dec. 14, 1991
L, 28-21 - vs. Bowling Green	
Freedom Bowl IX	Dec. 29, 1992
W, 24-7 - vs. USC	
Aloha Bowl	Dec. 25, 1993
L, 41-30 - vs. Colorado	
Las Vegas Bowl	Dec. 18, 1999
L, 17-16 - vs. Utah	
Silicon Valley Football Classic	Dec. 31, 2000
L, 37-34 - vs. Air Force	
Silicon Valley Football Classic II	Dec. 31, 2001
L, 44-35 - vs. Michigan State	
Silicon Valley Football Classic III	Dec. 31, 2002
W, 30-21 - vs. Georgia Tech	
Silicon Valley Football Classic IV	Dec. 30, 2003
W, 17-9 - vs. UCLA	
MPC Computers Bowl	Dec. 27, 2004
W, 37-34, OT - vs. No. 18 Virginia	
47th Auto Zone Liberty Bowl	Dec. 31, 2005
L, 31-24 - Tulsa	
Roady's Humanitarian Bowl	Dec. 31, 2007
W, 40-28 - vs. Georgia Tech	
New Mexico Bowl	Dec. 20, 2008
L, 40-35 - Colorado State	
New Mexico Bowl	Dec. 21, 2009
L, 35-28 - Wyoming	
uDrove Humanitarian Bowl	Dec. 20, 2010
L, 40-17 - Northern Illinois	
Sheraton Hawai'i Bowl	Dec. 24, 2012
L, 43-10 - SMU	
Royal Purple Las Vegas Bowl	Dec. 21, 2013
L, 45-20 - USC	
Hawai'i Bowl	Dec. 24, 2014
L, 30-6 - Rice	
Hawai'i Bowl	Dec. 24, 2017
W, 33-27 - Houston	
Mitsubishi Motors Las Vegas Bowl	Dec. 15, 2018
W, 31-20 - Arizona State	



2020 PRESEASON MOUNTAIN WEST FOOTBALL ALL-CONFERENCE AND AWARDS



COLORADO SPRINGS, Colo. (MW Communications, July 22) –

The Mountain West announced its 28-member 2020 football preseason all-conference team on Wednesday afternoon, featuring 20 student-athletes who earned postseason all-conference honors last year.

Boise State, which was predicted to win the Mountain Division according to the preseason predicted order of finish announced on Tuesday, leads the league with eight honorees, including senior Avery Williams, who was selected to the all-MW team as a defensive back and punt returner. San Diego State, which was selected to win the West Division, and Colorado State each had four student-athletes on the preseason all-conference team.

NOTABLES

- Boise State's Riley Whimpey (LB), Colorado State's Warren Jackson (WR) and Fresno State's Justin Rice (LB) were unanimous selections.
- The preseason all-conference team is made up of 13 seniors, 11 juniors and four sophomores.
- A total of 13 first team all-MW honorees from 2019 received preseason recognition this year.
- Parker Ferguson and Nolan Laufenberg are the first Air Force offensive linemen to earn preseason honors since 2011 (A.J. Wallerstein).
- Boise State's Hank Bachmeier is the first sophomore quarterback to be selected to the all-conference team since 2016 (Boise State's Brett Rypien).

2020 PREDICTED ORDER OF FINISH

West Division

Rank	Team (first-place votes)	Points
1.	San Diego State (19)	122
2.	Nevada (2)	100
3.	Hawai'i	74
4.	Fresno State	73
5.	San Jose State	43
6.	UNLV	29

2020 PREDICTED ORDER OF FINISH

Mountain Division

Rank	Team (first-place votes)	Points
1.	Boise State (20)	125
2.	Wyoming (1)	90
3.	Air Force	86
4.	Utah State	60
5.	Colorado State	59
6.	New Mexico	21

2020 ALL-MOUNTAIN WEST PRESEASON AWARDS

Offensive Player of the Year: Warren Jackson, WR, Colorado State

Defensive Player of the Year: Justin Rice, LB, Fresno State

Special Teams Player of the Year: Savon Scarver, KR, Utah State

2020 ALL-MOUNTAIN WEST PRESEASON FOOTBALL TEAM

OFFENSE

QB: Hank Bachmeier, Boise State
 WR: Khalil Shakir, Boise State
 WR: Warren Jackson, Colorado State*
 WR: Tre Walker, San José State
 RB: Charles Williams, UNLV*
 RB: Xazavian Valladay, Wyoming*
 OL: Parker Ferguson, Air Force
 OL: Nolan Laufenberg, Air Force*
 OL: John Ojukwu, Boise State
 OL: Ilm Manning, Hawai'i**
 OL: Keegan Cryder, Wyoming**
 TE: Trey McBride, Colorado State*

* - member of the 2019 All-Mountain West first team

** - member of the 2019 All-Mountain West second team

2020 ALL-MOUNTAIN WEST PRESEASON FOOTBALL TEAM

DEFENSE

DL: Scale Igichon, Boise State
 DL: Dom Peterson, Nevada*
 DL: Cameron Thomas, San Diego State*
 DL: Keshawn Banks, San Diego State**
 LB: Justin Rice, Fresno State*
 LB: Demonte Meeks, Air Force
 LB: Riley Whimpey, Boise State**
 LB: Dequan Jackson, Colorado State
 DB: Kekaula Kaniho, Boise State*
 DB: Avery Williams, Boise State
 DB: Darren Hall, San Diego State
 DB: Tariq Thompson, San Diego State**

Specialists

P: Ryan Stonehouse, Colorado State*
 PK: Brandon Talton, Nevada
 KR: Savon Scarver, Utah State*
 PR: Avery Williams, Boise State*



KALEN DEBOER

HEAD COACH

1ST SEASON | SIOUX FALLS (1998)

Kalen DeBoer (pronounced duh-BOR) was named the 20th head coach in Fresno State history on Dec. 17, 2019, succeeding Jeff Tedford. While he embarks on his first season at the helm of the program, it will be his third season with the Bulldogs having first arrived in 2017 with Tedford, hired as his offensive coordinator. DeBoer coached the Bulldogs for two seasons before departing for a one-year stint at Indiana in 2019.

IU sported an 8-5 record in 2019 with DeBoer as its offensive coordinator, a resurrection season said by some in the Midwest, as it was their best regular season in 26 years. The eight wins tied for the third most in school history, trailing only the 1945 and 1967 Big Ten Championships teams who each won nine games. IU posted a winning conference record for the first time since 1993 (5-3) and was nationally ranked for the first time in 25 years, breaking the oldest such drought in the country.

The Hoosiers' offense, a catalyst of the success, excelled under DeBoer ranking inside the top five in the 14-team Big Ten conference in passing offense (302.4, second), first downs (23.4, second), time of possession (33:43, third) turnovers lost (15, third), total offense (432.8, third), passing efficiency (150.6, fourth), third down conversion percentage (.469, fourth) and scoring offense (31.8, fifth).

DeBoer's two years as the Bulldogs' offensive coordinator was one for the ages that concluded with a Mountain West Championship and Las Vegas Bowl win to cap a 22-6 run during the 2017-18 seasons. Those two seasons included double-digit winning seasons each year, coming off a 1-11 campaign by the 2016 team. That feat led to Fresno State becoming the first program in FBS history to secure back-to-back double-digit winning seasons following a double-digit loss season.

Fresno State reached unprecedented heights in year No. 2 with DeBoer as the OC as the Bulldogs posted a school-record 12 victories, and finished ranked No. 18 in both the AP Top 25 and Coaches poll. The offense ranked 26th nationally in scoring offense (34.6) and 29th in passing offense (267.1), and produced five all-conference honorees. The Bulldogs finished eighth nationally in team passing efficiency (156.58), tied for 15th in turnovers lost (14), tied for 19th nationally in red zone offense (89.5 percent) and 25th in third-down conversions

(44.6). Up front, the Bulldogs' offensive line ranked in the top six nationally in fewest sacks and tackles for loss allowed per game in 2018 (6th, 5th).

Prior to joining the Bulldogs' staff, DeBoer spent three seasons as the offensive coordinator at Eastern Michigan where he helped guide the Eagles to their first bowl bid since 1987 following a 7-5 regular season. It was EMU's first season above .500 since 1995.

Prior to his three-year stint at Eastern Michigan, DeBoer spent four seasons as the offensive coordinator at Southern Illinois (2010-13) while also overseeing the wide receiver unit.

Before leading Eastern Michigan and Southern Illinois to prolific offensive numbers, DeBoer served as the head coach at the University of Sioux Falls, where he led one of the most dominant NAIA programs in the nation.

DeBoer was named a three-time NAIA National Coach of the Year and compiled an astonishing 67-3 (.957) record while guiding USF to three national championships in five seasons. He won four Great Plains Athletic Conference Championships, 50-straight home games and 29-straight games overall in his final two seasons. He also boasted a 17-2 record in the playoffs. His teams won back-to-back NAIA National Championships in 2008 and 2009, and adding in his 2006 national championship, DeBoer had as many national championships as games lost during his five-year tenure as USF's head coach.

DeBoer coached three NAIA National Players of the Year winners in quarterbacks Lorenzo Brown (2009) and Chad Cavender (2007) and running back Nick Kortan (2002). During his time at USF, he helped develop 25 first-team All-Americans.

A graduate of USF, DeBoer played for the Cougars from 1993-96, where he was an All-American wide receiver. He set school records for receptions (234), receiving yards (3,400) and touchdown catches (33).

Following his playing days, he became a student assistant for Sioux Falls under coach Bob Young in 1997. From 2000-04, he served as USF's offensive coordinator and succeeded Young as head coach in 2005.



COACHING EXPERIENCE

Fresno State (2020-Pres.)

- Head Coach

Indiana (2019)

- Offensive Coordinator/Assoc. Head Coach/QBs

Fresno State (2017-18)

- Offensive Coordinator/Asst. Head Coach/QBs

Eastern Michigan (2014-16)

- Offensive Coordinator/QBs

Southern Illinois (2010-13)

- Offensive Coordinator/WRs

Sioux Falls (2000-2009)

- Head Coach (2005-09)
- Offensive Coordinator (2000-04)

Washington HS (S.D.) (1998-99)

- Assistant Coach

Sioux Falls (1997)

- Student Assistant Coach/WRs

Fresno State Assistant Coaches


Offense



Ryan Grubb
Offensive Coordinator
4th Season at FS



Lee Marks
Running Backs/
Run Game Coordinator/
1st Season at FS



Paul Creighton
Tight Ends
1st Season at FS



Kirby Moore
Wide Receivers
4th Season at FS



Roman Sapolu
Offensive Line
2nd Season at FS



Jordan Loeffler
Graduate Assistant
1st Season at FS



Taylor Pope
Graduate Assistant
1st Season at FS

Defense



William Inge
Defensive Coordinator
1st Season at FS



Julius Brown
Huskies/Recruiting
Coordinator
1st Season at FS



Chuck Morrell
Safeties
1st Season at FS



Eric Schmidt
Defensive Line
1st Season at FS



J.D. Williams
Cornerbacks
4th Season at FS



Michael Barton
Graduate Assistant
2nd Season at FS



Maamaloa Mafi
Graduate Assistant
1st Season at FS



2020 FRESNO STATE ROSTER

NUMERICAL

No.	Name	Pos.	Ht.	Wt.	Cl.	Exp.	Hometown (High School/Previous School)
1	Keric Wheatfall	WR	6-2	175	Sr.	4th	Cypress, Texas (Cypress Ranch/Blinn College)
1	Dupree Williams	DB	6-2	190	Fr.	1st	Compton, Calif. (Dominguez)
2	Patrick Elima-Jeune	WR	6-1	190	Jr.	4th	Inglewood, Calif. (Morningside)
2	Chris Gaston	DB	6-2	190	Jr.	4th	La Puente, Calif. (Bishop Amat)
3	Jamal Glaspie	WR	6-1	176	So.	2nd	Los Angeles, Calif. (Culver City)
3	Jacob Hollins	LB	6-1	225	RSo.	3rd	Fresno, Calif. (Central/Illinois)
4	Emoryie Edwards	WR	5-11	190	So.	3rd	Tulare, Calif. (Tulare Union)
4	Wylan Free	DB	6-2	175	Jr.	4th	Compton, Calif. (Lynwood)
5	Devo Bridges	DE	6-2	250	RFr.	2nd	Rialto, Calif. (Carter)
5	Jalen Cropper	WR	6-0	160	So.	2nd	Parlier, Calif. (Buchanan)
6	Levelle Bailey	LB	6-2	215	So.	2nd	Sacramento, Calif. (Luther Burbank)
6	Ben Wooldridge	QB	6-4	218	So.	3rd	Pleasanton, Calif. (Foothill)
7	Jordan Mims	RB	6-0	203	RJr.	4th	East Palo Alto, Calif. (Menlo-Atherton)
7	Reggie Strong	DB	5-11	190	RFr.	2nd	Vallejo, Calif. (Orange Lutheran)
8	Chris Coleman	WR	5-11	183	Jr.	4th	Bakersfield, Calif. (Garces Memorial)
8	Deven Jarvis	LB	6-1	203	RFr.	2nd	West Covina, Calif. (Bishop Amat)
9	Jake Haener	QB	6-1	194	Jr.	4th	Danville, Calif. (Monte Vista/Washington)
10	Kosi Agina	DB	6-1	190	Fr.	1st	Fresno, Calif. (Sanger)
10	Logan Fife	QB	6-0	200	Fr.	1st	Tracy, Calif. (Tracy)
11	Josh Kelly	WR	6-2	180	RFr.	2nd	Fresno, Calif. (San Joaquin Memorial)
13	Justin Houston	LB	6-5	195	Fr.	1st	Gardena, Calif. (Junipero Serra)
13	Rodney Wright III	WR	5-9	180	RFr.	2nd	Fresno, Calif. (Clovis West)
15	Mac Dalena	WR	5-11	163	Fr.	1st	Fresno, Calif. (San Joaquin Memorial)
15	Arron Mosby	LB	6-4	250	Sr.	4th	Sanger, Calif. (Sanger)
16	Rian Fields	LB	6-6	219	So.	3rd	Irvine, Calif. (Irvine)
16	Grant Lake	WR	6-1	180	Fr.	1st	Clovis, Calif. (Clovis)
17	Jalan Early	QB	6-3	210	Fr.	1st	Goodyear, Ariz. (Millennium)
17	Deonte Perry	DB	6-0	191	Sr.	5th	Canoga Park, Calif. (Canoga Park)
18	Joseph Campbell	QB	6-1	215	Fr.	1st	Bakersfield, Calif. (Garces Memorial)
18	Isaiah Johnson	DE	6-3	250	Jr.	3rd	Modesto, Calif. (Downey)
19	Braden Wingle	QB	6-6	210	So.	2nd	Bakersfield, Calif. (Bakersfield Christian/Bakerfield College)
20	Myles Martin	DB	5-9	180	RFr.	2nd	Murrieta, Calif. (Murrieta)
20	Ronnie Rivers	RB	5-9	195	Sr.	4th	Brentwood, Calif. (Freedom)
22	Steven Comstock	DB	6-1	196	So.	3rd	Glendora, Calif. (Northview)
22	Malik Sherrod	RB	5-7	163	Fr.	1st	Oxnard, Calif. (Pacifica)
23	Deshawn Ruffin	DB	5-10	175	RFr.	2nd	Fresno, Calif. (Sunnyside)
24	Saevion Johnson	RB	6-0	228	Sr.	5th	Pearland, Texas (Pearland Dawson)
24	Randy Jordan	DB	5-10	175	So.	2nd	Tulare, Calif. (Tulare Union)
25	CJ Jones	DB	6-1	175	Fr.	1st	Fresno, Calif. (Buchanan)
26	Mathew Sanchez	DB	6-0	179	RFr.	2nd	Fresno, Calif. (Clovis)
27	L.J. Early	DB	5-11	170	RJr.	4th	Tulare, Calif. (Tulare Western/Bakersfield College)
27	Zane Pope	WR	6-2	200	Jr.	4th	Moorpark, Calif. (Moorpark)
28	Jevon Bigelow	RB	6-2	219	RSo.	3rd	Fresno, Calif. (Central/Wyoming)
28	Cesar Silva	K	5-11	174	Sr.	5th	Milpitas, Calif. (Milpitas/College of San Mateo)
29	Estevan Barragan	RB	5-7	170	RFr.	2nd	Ceres, Calif. (Central Valley)
29	Kamron Forest	DB	5-10	155	Fr.	1st	Fontana, Calif. (Cajon)
30	Kenny Gagnon	DB	5-11	183	Sr.	5th	La Quinta, Calif. (Desert Christian Academy)
31	Sherwin King Jr.	LB	6-0	200	So.	3rd	Fresno, Calif. (Sunnyside)
31	Andrew Wright	DE	6-6	234	Sr.	5th	Buena Park, Calif. (Buena Park)
32	Evan Williams	DB	6-0	198	So.	2nd	Campbell, Calif. (Saint Francis)
33	Kwami Jones	DE	6-3	252	RSr.	5th	San Francisco, Calif. (Serra/College of San Mateo)
34	Kyvin Carroll	LB	6-0	250	So.	2nd	Bryant, Ark. (Benton)
34	Zion Echols	RB	5-8	170	Sr.	5th	Covina, Calif. (Charter Oak /Cal/Mt. San Antonio)
35	Malachi Langley	LB	6-1	233	RFr.	2nd	Los Angeles, Calif. (Pasadena)
36	Cade Fuller	P	6-3	195	RFr.	2nd	Fountain Valley, Calif. (Serveite)
37	Asa Fuller	K	6-1	232	Jr.	4th	Fountain Valley, Calif. (Serveite)
38	Bralyn Lux	DB	5-11	175	RFr.	2nd	Sunnyvale, Calif. (King's Academy)
39	Jason Diaz Jr.	DB	5-11	180	Sr.	5th	Fresno, Calif. (Clovis West/San Jose CC)
39	Mateo Thompson	K	5-6	155	Sr.	5th	Murrieta, Calif. (Murrieta Mesa/Saddleback JC)
40	Michael Munoz	LS	6-3	220	Fr.	1st	Upland, Calif. (Upland)

ALPHABETICAL

No.	Name	Pos.
77	Nick Abbs	OL
58	Dante Adkins Jr.	OL
10	Kosi Agina	DB
75	Alex Akingbulu	OL
90	Kevin Atkins	DT
6	Levelle Bailey	LB
29	Estevan Barragan	RB
28	Jevon Bigelow	RB
49	Tanner Blount	LB
5	Devo Bridges	DE
85	Erik Brooks	WR
81	Jordan Brown	WR
45	Kurtis Brown	DT
72	Dontae Bull	OL
42	Richard Cage	LB
18	Joseph Campbell	QB
34	Kyvin Carroll	LB
73	Elijah Carson	OL
79	Joseph Church	OL
8	Chris Coleman	WR
22	Steven Comstock	DB
5	Jalen Cropper	WR
51	Alex Cruz	DE
15	Mac Dalena	WR
39	Jason Diaz Jr.	DB
43	Alex Dumais	DT
17	Jalan Early	QB
27	L.J. Early	DB
34	Zion Echols	RB
4	Emoryie Edwards	WR
2	Patrick Elima-Jeune	WR
16	Rian Fields	LB
10	Logan Fife	QB
29	Kamron Forest	DB
4	Wylan Free	DB
37	Asa Fuller	K
36	Cade Fuller	P
30	Kenny Gagnon	DB
2	Chris Gaston	DB
56	Zack Gieg	OL
47	Elijah Gilliam	RB
3	Jamal Glaspie	WR
9	Jake Haener	QB
88	Rory Hanson	TE
3	Jacob Hollins	LB
13	Justin Houston	LB
8	Deven Jarvis	LB
52	Da'Marcus Johnson	DE
18	Isaiah Johnson	DE
24	Saevion Johnson	RB
25	CJ Jones	DB
33	Kwami Jones	DE
24	Randy Jordan	DB
11	Josh Kelly	WR
45	Carson King	P
31	Sherwin King Jr.	LB
16	Grant Lake	WR
46	Cam Lamanuzzi	LB
35	Malachi Langley	LB
91	Matt Lawson	DT



2020 FRESNO STATE ROSTER

NUMERICAL

No.	Name	Pos.	Ht.	Wt.	Cl.	Exp.	Hometown (High School/Previous School)
41	Tyler Mello	LB	6-3	225	Fr.	1st	Hanford, Calif. (Hanford)
42	Richard Cage	LB	6-2	207	Jr.	4th	Corona, Calif. (Eleanor Roosevelt)
43	Alex Dumais	DT	6-4	272	So.	3rd	Montreal, Canada (St. Paul-CA)
44	Leevel Tatum III	DT	6-1	259	Sr.	5th	Fresno, Calif. (Edison/UNLV)
45	Kurtis Brown	DT	6-1	300	Jr.	4th	Bakersfield, Calif. (Liberty/Arizona)
45	Carson King	P	6-1	188	So.	3rd	Livermore, Calif. (Freedom)
46	Cam Iamanuzzi	LB	6-0	230	Jr.	4th	Fresno, Calif. (Bullard/Fresno City College)
47	Elijah Gilliam	RB	5-10	200	Fr.	1st	Las Vegas, Nev. (Bishop Gorman)
49	Tanner Blount	LB	6-0	205	RFr.	2nd	Clovis, Calif. (Buchanan)
50	Tyrone Sampson Jr.	OL	6-3	325	So.	3rd	Detroit, Mich. (East English Village Prep)
51	Alex Cruz	DE	6-3	235	Jr.	4th	Concord, Calif. (Concord)
51	Mose Vavao	OL	6-4	346	Fr.	1st	Mountain View, Calif. (St. Francis)
52	Da'Marcus Johnson	DE	6-5	239	So.	2nd	Sacramento, Calif. (Burbank/American River)
53	Jacob Westberry	LS	6-3	270	Sr.	5th	Bradenton, Fla. (Saint Stephen's Episcopal)
54	Bula Schmidt	OL	6-2	270	So.	2nd	Wahiawa, Hawai'i (O'Dea [Wash.])
55	Leonard Payne Jr.	DT	6-2	303	So.	3rd	Downey, Calif. (St. Pius X-St. Matthias Academy)
55	Julian Polendo	OL	6-5	340	Fr.	1st	Palm Springs, Calif. (Palm Springs)
56	Zack Gieg	OL	6-1	296	RFr.	2nd	Morgan Hill, Calif. (Valley Christian)
57	Tanner Rice	DE	5-11	235	Sr.	5th	Clovis, Calif. (Clovis)
58	Dante Adkins Jr.	OL	6-4	305	RFr.	2nd	Lancaster, Calif. (Highland)
59	Matt Smith	OL	6-0	290	Sr.	5th	Long Beach, Calif. (St. John Bosco)
61	Tilini Livai	OL	6-3	300	Fr.	1st	Hilo, Hawai'i (Narbonne)
65	Syrus Tuitele	OL	6-6	318	Sr.	4th	Chico, Calif. (Pleasant Valley)
66	Quireo Woodley	OL	6-4	320	Jr.	4th	Murrieta, Calif. (Murrieta Valley)
70	Toreon Penright	OL	6-4	270	Fr.	1st	San Bernardino, Calif. (Cajon)
72	Dontae Bull	OL	6-7	335	Jr.	4th	Victoria, Canada (Belmont Secondary)
73	Elijah Carson	OL	6-8	350	RFr.	2nd	San Diego, Calif. (Morse)
74	Clive Truschel	OL	6-3	315	So.	3rd	Clovis, Calif. (Clovis West)
75	Alex Akingbulu	OL	6-5	300	Sr.	5th	Carson, Calif. (Narbonne/UCLA)
77	Nick Abbs	OL	6-6	279	RSr.	5th	Portland, Ore. (Greshman/Fresno City College)
78	Osmar Velez	OL	6-1	325	RFr.	2nd	Lost Hills, Calif. (Wasco)
79	Joseph Church	OL	6-4	328	Fr.	1st	Fontana, Calif. (Upland)
80	Juan Rodriguez	TE	6-2	250	Sr.	5th	Portola, Calif. (Portola/Butte College)
81	Jordan Brown	WR	5-9	162	Fr.	1st	Bellflower, Calif. (Mayfair)
82	Micah Pasion	TE	6-4	225	RFr.	2nd	Ewa Beach, Hawai'i (Kamehameha)
84	David Tate Jr.	TE	6-1	240	Sr.	5th	Fresno, Calif. (Edison/UNLV)
85	Erik Brooks	WR	5-8	165	So.	3rd	Corona, Calif. (Roosevelt)
86	Jared Torres	TE	6-4	256	So.	3rd	Visalia, Calif. (El Diamante)
87	Raymond Pauwels Jr.	TE	6-4	249	RJr.	4th	Litchfield, Ariz. (Millennium/Glendale College)
88	Rory Hanson	TE	6-5	255	Jr.	3rd	Tracy, Calif. (Modesto Christian/Modesto JC)
89	Matt Lowe	TE	6-5	260	Fr.	1st	Hesperia, Calif. (Serrano)
90	Kevin Atkins	DT	6-3	320	Sr.	5th	Murrieta, Calif. (Vista Murrieta)
91	Matt Lawson	DT	6-1	290	So.	3rd	Ontario, Calif. (Colony)
94	Nikko Thomas	DE	6-5	233	RJr.	4th	Portland, Ore. (Tigard/American River)
97	Colby Warkentin	DE	6-6	247	RFr.	2nd	Bakersfield, Calif. (Centennial)
98	Dario Pizzuti	DT	6-3	297	So.	2nd	El Dorado Hills, Calif. (Oak Ridge/Butte)
99	David Perales	DE	6-3	240	RJr.	4th	Merced, Calif. (Merced/Merced JC/Sacramento State)

ALPHABETICAL

No.	Name	Pos.
61	Tilini Livai	OL
89	Matt Lowe	TE
38	Bralyn Lux	DB
20	Myles Martin	DB
41	Tyler Mello	LB
7	Jordan Mims	RB
15	Arron Mosby	LB
40	Michael Munoz	LS
82	Micah Pasion	TE
87	Raymond Pauwels Jr.	TE
55	Leonard Payne Jr.	DT
70	Toreon Penright	OL
99	David Perales	DE
17	Deonte Perry	DB
98	Dario Pizzuti	DT
55	Julian Polendo	OL
27	Zane Pope	WR
57	Tanner Rice	DE
20	Ronnie Rivers	RB
80	Juan Rodriguez	TE
23	Deshawn Ruffin	DB
50	Tyrone Sampson Jr.	OL
26	Mathew Sanchez	DB
54	Bula Schmidt	OL
23	Malik Sherrod	RB
28	Cesar Silva	K
59	Matt Smith	OL
7	Reggie Strong	DB
84	David Tate Jr.	TE
44	Leevel Tatum III	DT
94	Nikko Thomas	DE
39	Mateo Thompson	K
86	Jared Torres	TE
74	Clive Truschel	OL
65	Syrus Tuitele	OL
51	Mose Vavao	OL
78	Osmar Velez	OL
97	Colby Warkentin	DE
53	Jacob Westberry	LS
1	Keric Wheatfall	WR
1	DuPree Williams	DB
32	Evan Williams	DB
19	Braden Wingle	QB
66	Quireo Woodley	OL
6	Ben Wooldridge	QB
31	Andrew Wright	DE
13	Rodney Wright III	WR



2020 FRESNO STATE ROSTER

By POSITION

Quarterbacks

6	Ben Wooldridge	QB	6-4	218	So.	3rd	Pleasanton, Calif. (Foothill)
9	Jake Haener	QB	6-1	194	Jr.	4th	Danville, Calif. (Monte Vista/Washington)
10	Logan Fife	QB	6-0	200	Fr.	1st	Tracy, Calif. (Tracy)
17	Jalan Early	QB	6-3	210	Fr.	1st	Goodyear, Ariz. (Millennium)
18	Joseph Campbell	QB	6-1	215	Fr.	1st	Bakersfield, Calif. (Garces Memorial)
19	Braden Wingle	QB	6-6	210	So.	2nd	Bakersfield, Calif. (Bakersfield Christian/Bakerfield College)

Running Backs

7	Jordan Mims	RB	6-0	203	RJr.	4th	East Palo Alto, Calif. (Menlo-Atherton)
20	Ronnie Rivers	RB	5-9	195	Sr.	4th	Brentwood, Calif. (Freedom)
22	Malik Sherrod	RB	5-7	163	Fr.	1st	Oxnard, Calif. (Pacifica)
24	Saevion Johnson	RB	6-0	228	Sr.	5th	Pearland, Texas (Pearland Dawson)
28	Jevon Bigelow	RB	6-2	219	RSo.	3rd	Fresno, Calif. (Central/Wyoming)
29	Estevan Barragan	RB	5-7	170	RFr.	2nd	Ceres, Calif. (Central Valley)
34	Zion Echols	RB	5-8	170	Sr.	5th	Covina, Calif. (Charter Oak /Cal/Mt. San Antonio)
47	Elijah Gilliam	RB	5-10	200	Fr.	1st	Las Vegas, Nev. (Bishop Gorman)

Tight Ends

80	Juan Rodriguez	TE	6-2	250	Sr.	5th	Portola, Calif. (Portola/Butte College)
82	Micah Pasion	TE	6-4	225	RFr.	2nd	Ewa Beach, Hawai'i (Kamehameha)
84	David Tate Jr.	TE	6-1	240	Sr.	5th	Fresno, Calif. (Edison/UNLV)
86	Jared Torres	TE	6-4	256	So.	3rd	Visalia, Calif. (El Diamante)
87	Raymond Pauwels Jr.	TE	6-4	249	RJr.	4th	Litchfield, Ariz. (Millennium/Glendale College)
88	Rory Hanson	TE	6-5	255	Jr.	3rd	Tracy, Calif. (Modesto Christian/Modesto JC)
89	Matt Lowe	TE	6-5	260	Fr.	1st	Hesperia, Calif. (Serrano)

Wide Receivers

1	Keric Wheatfall	WR	6-2	175	Sr.	4th	Cypress, Texas (Cypress Ranch/Blinn College)
2	Patrick Elima-Jeune	WR	6-1	190	Jr.	4th	Inglewood, Calif. (Morningside)
3	Jamal Glaspie	WR	6-1	176	So.	2nd	Los Angeles, Calif. (Culver City)
4	Emoryie Edwards	WR	5-11	190	So.	3rd	Tulare, Calif. (Tulare Union)
5	Jalen Cropper	WR	6-0	160	So.	2nd	Parlier, Calif. (Buchanan)
8	Chris Coleman	WR	5-11	183	Jr.	4th	Bakersfield, Calif. (Garces Memorial)
11	Josh Kelly	WR	6-2	180	RFr.	2nd	Fresno, Calif. (San Joaquin Memorial)
13	Rodney Wright III	WR	5-9	180	RFr.	2nd	Fresno, Calif. (Clovis West)
15	Mac Dalena	WR	5-11	163	Fr.	1st	Fresno, Calif. (San Joaquin Memorial)
16	Grant Lake	WR	6-1	180	Fr.	1st	Clovis, Calif. (Clovis)
27	Zane Pope	WR	6-2	200	Jr.	4th	Moorpark, Calif. (Moorpark)
81	Jordan Brown	WR	5-9	162	Fr.	1st	Bellflower, Calif. (Mayfair)
85	Erik Brooks	WR	5-8	165	So.	3rd	Corona, Calif. (Roosevelt)

Offensive Line

50	Tyrone Sampson Jr.	OL	6-3	325	So.	3rd	Detroit, Mich. (East English Village Prep)
51	Mose Vavao	OL	6-4	346	Fr.	1st	Mountain View, Calif. (St. Francis)
54	Bula Schmidt	OL	6-2	270	So.	2nd	Wahiawa, Hawai'i (O'Dea [Wash.])
55	Julian Polendo	OL	6-5	340	Fr.	1st	Palm Springs, Calif. (Palm Springs)
56	Zack Gieg	OL	6-1	296	RFr.	2nd	Morgan Hill, Calif. (Valley Christian)
58	Dante Adkins Jr.	OL	6-4	305	RFr.	2nd	Lancaster, Calif. (Highland)
59	Matt Smith	OL	6-0	290	Sr.	5th	Long Beach, Calif. (St. John Bosco)
61	Tilini Livai	OL	6-3	300	Fr.	1st	Hilo, Hawai'i (Narbonne)
65	Syrus Tuitele	OL	6-6	318	Sr.	4th	Chico, Calif. (Pleasant Valley)
66	Quireo Woodley	OL	6-4	320	Jr.	4th	Murrieta, Calif. (Murrieta Valley)
70	Toreon Penright	OL	6-4	270	Fr.	1st	San Bernardino, Calif. (Cajon)
72	Dontae Bull	OL	6-7	335	Jr.	4th	Victoria, Canada (Belmont Secondary)
73	Elijah Carson	OL	6-8	350	RFr.	2nd	San Diego, Calif. (Morse)
74	Clive Truschel	OL	6-3	315	So.	3rd	Clovis, Calif. (Clovis West)
75	Alex Akingbulu	OL	6-5	300	Sr.	5th	Carson, Calif. (Narbonne/UCLA)
77	Nick Abbs	OL	6-6	279	RSr.	5th	Portland, Ore. (Greshman/Fresno City College)
78	Osmar Velez	OL	6-1	325	RFr.	2nd	Lost Hills, Calif. (Wasco)
79	Joseph Church	OL	6-4	328	Fr.	1st	Fontana, Calif. (Upland)

CAREER STARTS LEADERS

Kevin Atkins - DT	31
Ronnie Rivers - RB	30
Syrus Tuitele - OL	25
Kwami Jones - DE	17
Wylan Free - DB	17
Quireo Woodley - OL	16
Dontae Bull - OL	15
Matt Smith - OL	13
Arron Mosby - LB	12
Jalen Cropper - WR	10
Evan Williams - DB	9
Levelle Bailey - LB	9
Keric Wheatfall - WR	9
Jordan Mims - RB	8
Isaiah Johnson - DE	8
Juan Rodriguez - TE	6
Zane Pope - WR	6
Jake Haener - QB	5
Bralyn Lux - DB	5
David Perales - DE	5
Deonte Perry - DB	5
Nick Abbs - OL	4
Chris Gaston - DB	4
Bula Schmidt - OL	4
Jamal Glaspie - WR	4
Josh Kelly - WR	4
Dante Adkins - OL	4
Alex Akingbulu - OL	4
Sherwin King - LB	4
Malachi Langley - LB	4
Randy Jordan - DB	3
Tyrone Sampson Jr. - OL	3
Raymond Pauwels - TE	3
Alex Cruz - DE	2
Kurtis Brown - DT	2
Jacob Hollins - LB	2
Alex Dumais - DT	2
Justin Houston - H	2
Emoryie Edwards - WR	1
Matt Lawson - DT	1
Leevel Tatum III - DT	1
Jared Torres - TE	1
Andrew Wright - DE	1
Rory Hanson - TE	1
L.J. Early - DB	1

reflects only games started at Fresno State



2020 FRESNO STATE ROSTER

By POSITION

Defensive Line

5	Devo Bridges	DE	6-2	250	RFr.	2nd	Rialto, Calif. (Carter)
18	Isaiah Johnson	DE	6-3	250	Jr.	3rd	Modesto, Calif. (Downey)
31	Andrew Wright	DE	6-6	234	Sr.	5th	Buena Park, Calif. (Buena Park)
33	Kwami Jones	DE	6-3	252	RSr.	5th	San Francisco, Calif. (Serra/College of San Mateo)
43	Alex Dumais	DT	6-4	272	So.	3rd	Montreal, Canada (St. Paul-CA)
44	Leevel Tatum III	DT	6-1	259	Sr.	5th	Fresno, Calif. (Edison/UNLV)
45	Kurtis Brown	DT	6-1	300	Jr.	4th	Bakersfield, Calif. (Liberty/Arizona)
51	Alex Cruz	DE	6-3	235	Jr.	4th	Concord, Calif. (Concord)
52	Da'Marcus Johnson	DE	6-5	239	So.	2nd	Sacramento, Calif. (Burbank/American River)
55	Leonard Payne Jr.	DT	6-2	303	So.	3rd	Downey, Calif. (St. Pius X-St. Matthias Academy)
57	Tanner Rice	DE	5-11	235	Sr.	5th	Clovis, Calif. (Clovis)
90	Kevin Atkins	DT	6-3	320	Sr.	5th	Murrieta, Calif. (Vista Murrieta)
91	Matt Lawson	DT	6-1	290	So.	3rd	Ontario, Calif. (Colony)
94	Nikko Thomas	DE	6-5	233	RJr.	4th	Portland, Ore. (Tigard/American River)
97	Colby Warkentin	DE	6-6	247	RFr.	2nd	Bakersfield, Calif. (Centennial)
98	Dario Pizzuti	DT	6-3	297	So.	2nd	El Dorado Hills, Calif. (Oak Ridge/Butte)
99	David Perales	DE	6-3	240	RJr.	4th	Merced, Calif. (Merced/Merced JC/Sacramento State)

Linebackers

3	Jacob Hollins	LB	6-1	225	RSo.	3rd	Fresno, Calif. (Central/Illinois)
6	Levelle Bailey	LB	6-2	215	So.	2nd	Sacramento, Calif. (Luther Burbank)
8	Deven Jarvis	LB	6-1	203	RFr.	2nd	West Covina, Calif. (Bishop Amat)
13	Justin Houston	LB	6-5	195	Fr.	1st	Gardena, Calif. (Junipero Serra)
15	Arron Mosby	LB	6-4	250	Sr.	4th	Sanger, Calif. (Sanger)
16	Rian Fields	LB	6-6	219	So.	3rd	Irvine, Calif. (Irvine)
31	Sherwin King Jr.	LB	6-0	200	So.	3rd	Fresno, Calif. (Sunnyside)
34	Kyvin Carroll	LB	6-0	250	So.	2nd	Bryant, Ark. (Benton)
35	Malachi Langley	LB	6-1	233	RFr.	2nd	Los Angeles, Calif. (Pasadena)
41	Tyler Mello	LB	6-3	225	Fr.	1st	Hanford, Calif. (Hanford)
42	Richard Cage	LB	6-2	207	Jr.	4th	Corona, Calif. (Eleanor Roosevelt)
46	Cam Lamanuzzi	LB	6-0	230	Jr.	4th	Fresno, Calif. (Bullard/Fresno City College)
49	Tanner Blount	LB	6-0	205	RFr.	2nd	Clovis, Calif. (Buchanan)

Defensive Backs

1	Dupree Williams	DB	6-2	190	Fr.	1st	Compton, Calif. (Dominguez)
2	Chris Gaston	DB	6-2	190	Jr.	4th	La Puente, Calif. (Bishop Amat)
4	Wylan Free	DB	6-2	175	Jr.	4th	Compton, Calif. (Lynwood)
7	Reggie Strong	DB	5-11	190	RFr.	2nd	Vallejo, Calif. (Orange Lutheran)
10	Kosi Agina	DB	6-1	190	Fr.	1st	Fresno, Calif. (Sanger)
17	Deonte Perry	DB	6-0	191	Sr.	5th	Canoga Park, Calif. (Canoga Park)
20	Myles Martin	DB	5-9	180	RFr.	2nd	Murrieta, Calif. (Murrieta)
22	Steven Comstock	DB	6-1	196	So.	3rd	Glendora, Calif. (Northview)
23	Deshawn Ruffin	DB	5-10	175	RFr.	2nd	Fresno, Calif. (Sunnyside)
24	Randy Jordan	DB	5-10	175	So.	2nd	Tulare, Calif. (Tulare Union)
25	CJ Jones	DB	6-1	175	Fr.	1st	Fresno, Calif. (Buchanan)
26	Mathew Sanchez	DB	6-0	179	RFr.	2nd	Fresno, Calif. (Clovis)
27	L.J. Early	DB	5-11	170	RJr.	4th	Tulare, Calif. (Tulare Western/Bakersfield College)
29	Kamron Forest	DB	5-10	155	Fr.	1st	Fontana, Calif. (Cajon)
30	Kenny Gagnon	DB	5-11	183	Sr.	5th	La Quinta, Calif. (Desert Christian Academy)
32	Evan Williams	DB	6-0	198	So.	2nd	Campbell, Calif. (Saint Francis)
38	Bralyn Lux	DB	5-11	175	RFr.	2nd	Sunnyvale, Calif. (King's Academy)
39	Jason Diaz Jr.	DB	5-11	180	Sr.	5th	Fresno, Calif. (Clovis West/San Jose CC)

Specialists

28	Cesar Silva	K	5-11	174	Sr.	5th	Milpitas, Calif. (Milpitas/College of San Mateo)
36	Cade Fuller	P	6-3	195	RFr.	2nd	Fountain Valley, Calif. (Servite)
37	Asa Fuller	K	6-1	232	Jr.	4th	Fountain Valley, Calif. (Servite)
39	Mateo Thompson	K	5-6	155	Sr.	5th	Murrieta, Calif. (Murrieta Mesa/Saddleback JC)
40	Michael Munoz	LS	6-3	220	Fr.	1st	Upland, Calif. (Upland)
45	Carson King	P	6-1	188	So.	3rd	Livermore, Calif. (Freedom)
53	Jacob Westberry	LS	6-3	270	Sr.	5th	Bradenton, Fla. (Saint Stephen's Episcopal)

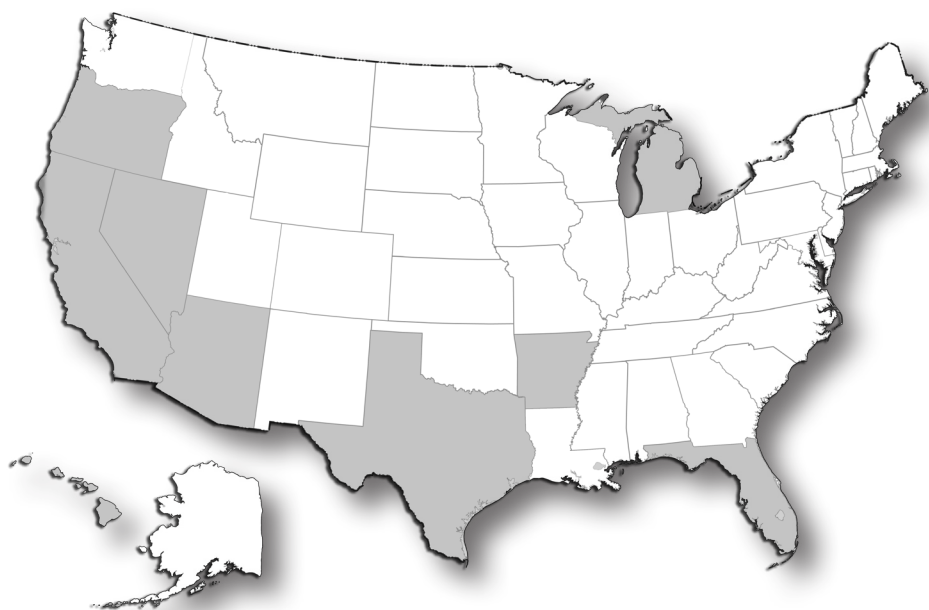
CAREER GP LEADERS

Kevin Atkins - DT	45
Jacob Westberry - LS	44
Arron Mosby - LB	44
Ronnie Rivers - RB	41
Kwami Jones - DE	35
Saeveion Johnson - RB	35
Syrus Tuitele - OL	34
Andrew Wright - DE	31
Wylan Free - DB	31
Jordan Mims - RB	31
Quireo Woodley - OL	31
Asa Fuller - K	30
Patrick Elima-Jeune - WR	28
Leevel Tatum III - DT	26
Matt Smith - OL	26
Chris Coleman - WR	24
Chris Gaston - DB	24
Isaiah Johnson - DE	23
Dontae Bull - OL	21
Nick Abbs - OL	20
Sherwin King Jr. - LB	18
Levelle Bailey - LB	17
Kenny Gagnon - DB	17
Cesar Silva - K	16
Evan Williams - DB	16
Zane Pope - WR	15
Jalen Cropper - WR	15
Keric Wheatfall - WR	15
Alex Cruz - DE	14
Randy Jordan - DB	14
Jared Torres - TE	14
Jamal Glaspie - WR	13
Tyrone Sampson Jr. - OL	13
Deonte Perry - DB	13
Juan Rodriguez - TE	12
Bula Schmidt - OL	12
Erik Brooks - WR	11
Richard Cage - LB	10
Alex Dumais - DT	10
Emoryie Edwards - WR	9
Alex Akingbulu - OL	9
Rian Fields - LB	9
Deven Jarvis - LB	9
Malachi Langley - LB	9
Raymond Pauwels Jr. - TE	8
Leonard Payne Jr. - DT	7
Reggie Strong - DB	7
Josh Kelly - WR	6
Zion Echols - RB	5
Ben Wooldridge - QB	5
Elijah Carson - OL	5
Matt Lawson - DT	5
Nikko Thomas - DE	4
Deshawn Ruffin - DB	4
Steven Comstock - DB	3

reflects only games played at Fresno State



GEOGRAPHICAL ROSTER

**ARKANSAS (1)**Bryant: Kyvin Carroll**ARIZONA (2)**Goodyear: Jalan EarlyLitchfield: Raymond Pauwels Jr.**CALIFORNIA (94)**Bakersfield: Kurtis Brown
Joseph Campbell
Clive Truschel
Chris Coleman
Cody Warkentin
Braden WingleBellflower: Jordan BrownBrentwood: Ronnie RiversBuena Park: Andrew WrightCampbell: Evan WilliamsCanoga Park: Deonte PerryCarson: Alex AkingbuluCeres: Estevan BarraganChico: Syrus TuiteleClovis: Tanner BlountGrant LakeTanner RiceClive TruschelCompton: Wylan FreeDupree WilliamsConcord: Alex CruzCorona: Erik BrooksRichard CageCovina: Zion EcholsDanville: Jake HaenerDowney: Leonard PayneEast Palo Alto: Jordan MimsEl Dorado Hills: Dario PizzutiFontana: Joseph ChurchKamron Forest**Fountain Valley:**Asa FullerCade Fuller**Fresno:**Kosi AginaJevon BigelowMac DalenaJason DiazJacob HollinsCJ JonesJosh KellySherwin King Jr.Cam LamanuzziDeshawn RuffinMathew SanchezDavid Tate Jr.Leevel Tatum IIIRodney Wright IIIGardena: Justin HoustonGlendora: Steven ComstockHanford: Tyler MelloHesperia: Matt LoweInglewood: Patrick Elima-JeuneIrvine: Rian FieldsLa Puente: Chris GastonLa Quinta: Kenny GagnonLancaster: Dante Adkins Jr.Livermore: Carson KingLong Beach: Matt SmithLos Angeles: Jamal GlaspieMalachi LangleyLost Hills: Osmar VelezMilpitas: Cesar SilvaMerced: David PeralesModesto: Isaiah JohnsonMoorpark: Zane PopeMorgan Hill: Zach GiegMountain View: Mose Vavao**Murrieta:**Kevin AtkinsMyles MartinMateo ThompsonQuireo WoodleyOntario: Matt LawsonOxnard: Malik SherrodPalm Springs: Julian PolendoParlier: Jalen CropperPleasanton: Ben WooldridgePortola: Juan RodriguezRialto: Devo BridgesSacramento: Levelle BaileyDa'Marcus JohnsonSan Bernardino: Toreon PenrightSan Diego: Elijah CarsonSan Francisco: Kwami JonesSanger: Arron MosbySunnyvale: Bralyn LuxTracy: Logan FifeRory HansonTulare: LJ EarlyEmoryie EdwardsRandy JordanUpland: Michael MunozVallejo: Reggie StrongVisalia: Jared TorresWasco: Osmar VelezWest Covina: Deven Jarvis**FLORIDA (1)**Bradenton: Jacob Westberry**HAWAII (3)**Ewa Beach: Micah PasionHilo: Tilini LivaiWahiawa: Bula Schmidt**MICHIGAN (1)**Detroit: Tyrone Sampson Jr.**NEVADA (1)**Las Vegas: Elijah Gilliam**OREGON (2)**Portland: Nick AbbsNikko Thomas**TEXAS (2)**Cypress: Keric WheatfallPearland: Saevion Johnson**CANADA (2)**Montreal (Quebec): Alex DumiasVictoria (B.C.): Dontae Bull



DEPTH CHART

OFFENSE

Quarterback

- 9 Jake Haener (6-1, 194, Jr.)
6 Ben Wooldridge (6-4, 218, So.)

Running Back

- 20 Ronnie Rivers (5-9, 195, Sr.)
7 Jordan Mims (6-0, 203, RJr.)

Left Tackle

- 72 Dontae Bull (6-7, 335, Jr.)
75 Alex Akingbulu (6-5, 300, Sr.)

Left Guard

- 58 Dante Adkins Jr. (6-4, 305, RFr.)
51 Mose Vavao (6-4, 346, Fr.)

Center

- 59 Matt Smith (6-0, 290, Sr.)
54 Bula Schmidt (6-2, 270, So.)

Right Guard

- 66 Quireo Woodley (6-4, 320, Jr.)
50 Tyrone Sampson Jr. (6-3, 325, So.)

Right Tackle

- 65 Syrus Tuitele (6-6, 318, Sr.)
77 Nick Abbs (6-6, 279, RSr.)

Wide Receiver (x)

- 1 Keric Wheatfall (6-2, 175, Sr.)
3 Jamal Glaspie (6-1, 176, So.)

Wide Receiver (h)

- 5 Jalen Cropper (6-0, 160, So.)
85 Erik Brooks (5-8, 165, So.)

Wide Receiver (z)

- 8 Chris Coleman (5-11, 183, Jr.)
or 11 Josh Kelly (6-2, 180, RFr.)

Tight End

- 87 Raymond Pauwels Jr. (6-4, 249, RJr.)
88 Rory Hanson (6-5, 255, Jr.)

DEFENSE

End

- 33 Kwami Jones (6-3, 252, RSr.)
52 Da'Marcus Johnson (6-5, 239, So.)
or 18 Isaiah Johnson (6-3, 250, Jr.)

Tackle

- 90 Kevin Atkins (6-3, 320, Sr.)
44 Leevel Tatum (6-1, 259, Sr.)

Tackle

- 43 Alex Dumais (6-4, 272, So.)
45 Kurtis Brown (6-1, 300, Jr.)
or 91 Matt Lawson (6-1, 290, So.)

End

- 99 David Perales (6-3, 240, RJr.)
51 Alex Cruz (6-3, 235, Jr.)

Linebacker

- 15 Arron Mosby (6-4, 250, Sr.)
31 Sherwin King Jr. (6-0, 200, So.)
or 8 Deven Jarvis (6-1, 203, RFr.)

Linebacker

- 3 Jacob Hollins (6-1, 225, RSo.)
or 35 Malachi Langley (6-1, 233, RFr.)
41 Tyler Mello (6-3, 225, Fr.)

Husky

- 6 Levelle Bailey (6-2, 215, So.)
13 Justin Houston (6-5, 195, Fr.)

Cornerback

- 38 Bralyn Lux (5-11, 175, RFr.)
2 Chris Gaston (6-2, 190, Jr.)
or 20 Myles Martin (5-9, 180, RFr.)

Strong Safety

- 17 Deonte Perry (6-0, 191, Sr.)
10 Kosi Agina (6-1, 190, Fr.)

Free Safety

- 32 Evan Williams (6-0, 198, So.)
7 Reggie Strong (5-11, 190, RFr.)

Cornerback

- 4 Wylan Free (6-2, 175, Jr.)
24 Randy Jordan (5-10, 175, So.)

SPECIAL TEAMS

Place Kicker

- 28 Cesar Silva (5-11, 174, Sr.)
37 Asa Fuller (6-1, 232, Jr.)

Kickoff

- 37 Asa Fuller (6-1, 232, Jr.)
28 Cesar Silva (5-11, 174, Sr.)

Punter

- 36 Cade Fuller (6-3, 195, RFr.)
45 Carson King (6-1, 188, So.)

Long Snapper

- 53 Jacob Westberry (6-3, 270, Sr.)
40 Michael Munoz (6-3, 220, Fr.)

Holder

- 45 Carson King (6-1, 188, So.)
36 Cade Fuller (6-3, 195, RFr.)

Kick Returner

- 2 Patrick Elima-Jeune (6-1, 190, Jr.)
5 Jalen Cropper (6-0, 160, So.)
15 Mac Dalena (5-11, 163, Fr.)
11 Josh Kelly (6-2, 180, RFr.)

Punt Returner

- 20 Ronnie Rivers (5-9, 195, Sr.)
15 Mac Dalena (5-11, 163, Fr.)

Pronunciation Guide

Kosi Agina.....ko-SEE, ah-ghee-na
Alex Akingbulu.....ah-King-Boo-Lu
Levelle Bailey.....luh-Vell
Devo Bridges.....Dee-voh
Kyvin Carroll.....Ky-vin
Alex Dumais.....Do-may
Emoryie Edwards.....e-more-E-A
Patrick Elima-Jeune.....e-Lee-ma June
Wylan Free.....Way-lynn
Zack Geig.....Gig
Jake Haener.....HAY-ner
Saevion Johnson.....Say-V-on
Malachi Langley.....Mal-uh-Ky

Micah Pasion.....Puh-shawn
Raymond Pauwels Jr.....Powell's
Deonte Perry.....Dec-On-teh
Leevel Tatum III.....Lee-velle
Syrus Tuitele.....Two-tell-E
Mose Vavao.....mo-say, vah-vo
Colby Warkentin.....work-N-tin
Keric Wheatfall.....Care-ick
Quireo Woodley.....Keer-E-O
Ben Wooldridge.....Woold-ridge
Kalen DeBoer.....duh-BOR
Roman Sapolu.....sap-Oh-lu



SCHEDULE/FUTURES

2020 BULLDOG FOOTBALL SCHEDULE (ALL TIMES PACIFIC)

October	24	Hawai'i*		L, 34-19	KSEE24-TV
	29	Colorado State*		W, 38-17	
November	7	UNLV*		W, 40-27	
	14	Utah State*		W, 35-16	
	21	San Jose State*		canceled	
	27	San Diego State*		canceled	
December	5	Nevada*		L, 37-26	
	12	New Mexico*		7:30 p.m.	

BULLDOG FOOTBALL CHANNEL FINDER...

AT&T UVERSE

CBS Sports Network: 643, 1643

FS1: 652, 1652

FS2: 651, 1651

KSEE-24: 1024

COMCAST (FRESNO MARKET)

CBS Sports Network: 418, 732

FS1: 35, 408, 731, 1208

FS2: 410, 779, 1209

KSEE-24: 4, 704, 1024

DIRECTV

CBS Sports Network: 221

FS1: 219

FS2: 618

KSEE-24: 24

DISH NETWORK

CBS Sports Network: 158

FS1: 150

FS2: 149

KSEE-24:

The Mountain West Football Championship Game is scheduled for Saturday, Dec. 19 and will be played at the home stadium of the team with the highest win percentage in Conference games only.

+ No Divisions in 2020

+ No Nonconference games in 2020

All schedule alterations made due to the COVID-19 Pandemic. Revised schedule announced on Oct. 1, 2020

Indicators

* conference game

FUTURE BULLDOG FOOTBALL SCHEDULES

2021			2022			2023			2024		
Date	Opponent	Location	Date	Opponent	Location	Date	Opponent	Location	Date	Opponent	Location
A28	UConn	Fresno, CA	S3	Sacramento State	Fresno, CA	S2	at Purdue	West Lafayette, IN	Aug. 31	-- at Michigan	
S4	at Oregon	Eugene, OR	S10	Oregon State	Fresno, CA	S9	Eastern Washington	Fresno, CA	Sept. 7	-- Sacramento State	
S11	Cal Poly	Fresno, CA	S17	USC	Los Angeles, CA	S16	at Arizona State	Tempe, AZ	Sept. 14	-- at UCLA	
S18	at UCLA	Los Angeles, CA	O1	at UConn	East Hartford, CT	O7	BYU	Fresno, CA	Oct. 5	-- New Mexico State	
	Boise State*	Fresno, CA		Hawai'i*	Fresno, CA		Colorado State*	Fresno, CA	2025		
	Nevada*	Fresno, CA		San Diego State*	Fresno, CA		Nevada*	Fresno, CA	Aug. 23	-- at Kansas	
	UNLV*	Fresno, CA		San Jose State*	Fresno, CA		UNLV*	Fresno, CA	Aug. 30	-- Georgia Southern	
	New Mexico*	Fresno, CA		Wyoming*	Fresno, CA		Utah State*	Fresno, CA	Sept. 6	-- at Oregon State	
	at Hawai'i*	Honolulu, HI		at Boise State*	Boise, ID		at Air Force*	USAF, CO			
	at San Diego State*	San Diego, CA		at Nevada*	Reno, NV		at Hawai'i*	Honolulu, HI	2026		
	at San Jose State*	San Jose, CA		at UNLV*	Las Vegas, NV		at San Diego State*	San Diego, CA	Sept. 5	-- at USC	
	at Wyoming*	Laramie, WY		at New Mexico*	Albuquerque, NM		at San Jose State*	San Jose, CA	Sept. 12	-- Sacramento State	
									Sept. 19	-- at Washington State	

* = Mountain West game

All future conference game dates are TBD



2020 FRESNO STATE STATISTICS

2020 SCHEDULE/RESULTS

Date	Opponent	Result	Score	Overall	Conference	Time	Attend
Oct. 24, 2020	Hawai'i*	L	34-19	0-1	0-1	3:15	0
Oct. 29, 2020	Colorado State*	W	38-17	1-1	1-1	3:25	0
Nov. 7, 2020	at UNLV*	W	40-27	2-1	2-1	3:36	2,000
Nov. 14, 2020	at Utah State*	W	35-16	3-1	3-1	3:13	0
Nov. 21, 2020	San Jose State*	canceled					
Nov. 27, 2020	San Diego State*	canceled					
Dec. 5, 2020	at Nevada*	L	37-26	3-2	3-2	3:56	50
Dec. 12, 2020	at New Mexico*						

* MW game

TEAM STATISTICS

TEAM STATISTICS	Fresno St.	OPP
SCORING	158	131
Points Per Game	31.6	26.2
Points Off Turnovers	38	23
FIRST DOWNS	123	93
Rushing	42	46
Passing	76	43
Penalty	5	4
RUSHING YARDAGE	680	975
Yards gained rushing	877	1158
Yards lost rushing	197	183
Rushing Attempts	193	196
Average Per Rush	3.5	5.0
Average Per Game	136.0	195.0
TDs Rushing	10	8
PASSING YARDAGE	1788	1110
Comp-Att-Int	132-205-4	84-158-4
Average Per Pass	8.7	7.0
Average Per Catch	13.5	13.2
Average Per Game	357.6	222.0
TDs Passing	11	7
TOTAL OFFENSE	2468	2085
Total Plays	398	354
Average Per Play	6.2	5.9
Average Per Game	493.6	417.0
KICK RETURNS: #-Yards	15-272	29-662
PUNT RETURNS: #-Yards	6-46	6-59
INT RETURNS: #-Yards	4-54	4-16
KICK RETURN AVERAGE	18.1	22.8
PUNT RETURN AVERAGE	7.7	9.8
INT RETURN AVERAGE	13.5	4.0
FUMBLES-LOST	6-5	10-6
PENALTIES-Yards	28-222	30-247
Average Per Game	44.4	49.4
PUNTS-Yards	22-820	24-1002
Average Per Punt	37.3	41.8
Net punt average	33.7	39.8
KICKOFFS-Yards	30-1722	28-1745
Average Per Kick	57.4	62.3
Net kick average	35.3	42.8
TIME OF POSSESSION/Game	32:16	27:44
3RD-DOWN Conversions	34/77	35/81
3rd-Down Pct	44%	43%
4TH-DOWN Conversions	7/12	5/9
4th-Down Pct	58%	56%
SACKS BY-Yards	22-121	16-129
MISC YARDS	0	0
TOUCHDOWNS SCORED	21	16
FIELD GOALS-ATTEMPTS	5-5	7-9
ON-SIDE KICKS	0-1	0-0
RED-ZONE SCORES	(20-24) 83%	(16-21) 76%
RED-ZONE TOUCHDOWNS	(15-24) 63%	(10-21) 48%
PAT-ATTEMPTS	(17-21) 81%	(14-16) 88%
ATTENDANCE	0	2050
Games/Avg Per Game	2/0	3/683
Neutral Site Games		0/0

Score by Quarters	1st	2nd	3rd	4th	OT	Total
Fresno State	34	71	17	36		158
Opponents	47	37	17	30		131

FIELD GOALS FGM-FGA Pct.	01-19	20-29	30-39	40-49	50-59	Lg	Blk
SILVA, Cesar	5-5	100.0	0-0	2-2	3-3	0-0	35 0

FG SEQUENCE	Fresno St.	Opponents
Hawaii	(22),(25)	49,(34),49,(24)
Colorado State	(34)	(24)
at UNLV	(35),(31)	(28),(27)
at Utah State	-	(38)
San Jose State	canceled	
San Diego State	canceled	
at Nevada	-	(49)
at New Mexico		

(parenthesis indicate field goal was made)

PUNTING	No.	Yds	Avg.	Long	TB	FC	120	50+
FULLER, Cade	19	748	39.4	57	1	4	6	2 0
HAENER, Jake	2	72	36.0	37	0	0	1	0 0
KING, Carson	0	0	0.0	0	0	0	0	0 1
TOTAL	22	820	37.3	57	1	4	7	2 1
Opponents.....	24	1002	41.8	63	0	9	7	5 0

KICKOFFS	No.	Yds	Avg.	TB	OB	Retn	Net	YdLn
FULLER, Asa	25	1447	57.9	0	0			
KING, Carson	4	218	54.5	0	0			
SILVA, Cesar	1	57	57.0	0	0			
TOTAL	30	1722	57.4	0	0	662	35.3	29
Opponents.....	28	1745	62.3	11	0	272	42.8	22

PUNT RETURNS	No.	Yds	Avg.	TD	Long
RIVERS, Ronnie	6	46	7.7	0	23
TOTAL	6	46	7.7	0	23
Opponents.....	6	59	9.8	0	23

KICK RETURNS	No.	Yds	Avg.	TD	Long
KELLY, Josh	9	157	17.4	0	26
CROPPER, Jalen	6	115	19.2	0	22
TOTAL	15	272	18.1	0	26
Opponents.....	29	662	22.8	1	94



2020 FRESNO STATE STATISTICS

RUSHING	G	Att.	Gain	Loss	Net	Avg.	TD	Long	Avg/G
RIVERS, Ronnie	5	99	528	20	508	5.1	7	32	101.6
HAENER, Jake	5	47	215	134	81	1.7	2	54	16.2
MIMS, Jordan	5	25	72	12	60	2.4	0	15	12.0
CROPPER, Jalen	5	4	27	0	27	6.8	0	10	5.4
WOOLDRIDGE, Ben	2	2	13	0	13	6.5	0	10	6.5
KELLY, Josh	5	2	9	1	8	4.0	1	9	1.6
BIGELOW, Jevon	3	3	9	2	7	2.3	0	8	2.3
SHERROD, Malik	1	1	3	0	3	3.0	0	3	3.0
JOHNSON, Saevion	4	1	1	0	1	1.0	0	1	0.2
WHEATFALL, Keric	5	1	0	5	-5	-5.0	0	0	-1.0
TOTAL	5	193	877	197	680	3.5	10	54	136.0
Opponents.....	5	196	1158	183	975	5.0	8	86	195.0

PASSING	G	Effic	Comp-Att-Int	Pct	Yds	TD	Long	Avg/G
HAENER, Jake	5	154.85	124-189-4	65.6	1671	11	71	334.2
WOOLDRIDGE, Ben	2	111.42	8-16-0	50.0	117	0	35	58.5
TOTAL	5	151.46	132-205-4	64.4	1788	11	71	357.6
Opponents.....	5	121.73	84-158-4	53.2	1110	7	85	222.0

RECEIVING	G	No.	Yards	Avg.	TD	Long	Avg/G
RIVERS, Ronnie	5	27	265	9.8	2	35	53.0
CROPPER, Jalen	5	25	386	15.4	4	59	77.2
WHEATFALL, Keric	5	23	363	15.8	1	46	72.6
KELLY, Josh	5	15	234	15.6	1	71	46.8
BROOKS, Erik	5	13	178	13.7	0	28	35.6
MIMS, Jordan	5	10	92	9.2	1	23	18.4
POPE, Zane	2	5	96	19.2	1	33	48.0
COLEMAN, Chris	4	3	67	22.3	0	51	16.8
GLASPIE, Jamal	3	3	42	14.0	0	32	14.0
HANSON, Rory	4	3	25	8.3	0	15	6.2
RODRIGUEZ, Juan	1	3	24	8.0	1	18	24.0
PAUWELS JR., Raymond	4	2	16	8.0	0	12	4.0
TOTAL	5	132	1788	13.5	11	71	357.6
Opponents.....	5	84	1110	13.2	7	85	222.0

FUMBLE RETURNS	No.	Yds	Avg.	TD	Long
BROWN, Kurtis	1	0	0.0	0	0
TOTAL	1	0	0.0	0	0
Opponents.....	0	0	0.0	0	0

INTERCEPTIONS	No.	Yds	Avg.	TD	Long
GASTON, Chris	2	18	9.0	0	15
LUX, Bralyn	1	24	24.0	0	24
FREE, Wylan	1	12	12.0	0	12
TOTAL	4	54	13.5	0	24
Opponents.....	4	16	4.0	0	11

|----- PATs -----|

SCORING	TD	FGs	Kick	Rush	Rcv	Pass	DPX	Saf	Pts
RIVERS, Ronnie	9	0-0	0-0	0-0	0	0-0	0	0	54
SILVA, Cesar	0	5-5	15-17	0-0	0	0-0	0	0	30
CROPPER, Jalen	4	0-0	0-0	0-0	0	0-0	0	0	24
KELLY, Josh	2	0-0	0-0	0-0	0	0-0	0	0	12
HAENER, Jake	2	0-0	0-0	0-0	0	0-0	0	0	12
POPE, Zane	1	0-0	0-0	0-0	0	0-0	0	0	6
WHEATFALL, Keric	1	0-0	0-0	0-0	0	0-0	0	0	6
MIMS, Jordan	1	0-0	0-0	0-0	0	0-0	0	0	6
RODRIGUEZ, Juan	1	0-0	0-0	0-0	0	0-0	0	0	6
DALENA, Mac	0	0-0	2-4	0-0	0	0-0	0	0	2
TOTAL	21	5-5	17-21	0-0	0	0-0	0	0	158
Opponents.....	16	7-9	14-16	0-0	0	0-0	0	0	131

TOTAL OFFENSE	G	Plays	Rush	Pass	Total	Avg/G
HAENER, Jake	5	236	81	1671	1752	350.4
RIVERS, Ronnie	5	99	508	0	508	101.6
WOOLDRIDGE, Ben	2	18	13	117	130	65.0
MIMS, Jordan	5	25	60	0	60	12.0
CROPPER, Jalen	5	4	27	0	27	5.4
KELLY, Josh	5	2	8	0	8	1.6
BIGELOW, Jevon	3	3	7	0	7	2.3
SHERROD, Malik	1	1	3	0	3	3.0
JOHNSON, Saevion	4	1	1	0	1	0.2
WHEATFALL, Keric	5	1	-5	0	-5	-1.0
TOTAL	5	398	680	1788	2468	493.6
Opponents.....	5	354	975	1110	2085	417.0

ALL PURPOSE	G	Rush	Rec	PR	KOR	IR	Tot	Avg/G
RIVERS, Ronnie	5	508	265	46	0	0	819	163.8
CROPPER, Jalen	5	27	386	0	115	0	528	105.6
KELLY, Josh	5	8	234	0	157	0	399	79.8
WHEATFALL, K.	5	-5	363	0	0	0	358	71.6
BROOKS, Erik	5	0	178	0	0	0	178	35.6
MIMS, Jordan	5	60	92	0	0	0	152	30.4
POPE, Zane	2	0	96	0	0	0	96	48.0
HAENER, Jake	5	81	0	0	0	0	81	16.2
COLEMAN, Chris	4	0	67	0	0	0	67	16.8
GLASPIE, Jamal	3	0	42	0	0	0	42	14.0
HANSON, Rory	4	0	25	0	0	0	25	6.2
LUX, Bralyn	5	0	0	0	0	24	24	4.8
RODRIGUEZ, Juan	1	0	24	0	0	0	24	24.0
GASTON, Chris	3	0	0	0	0	18	18	6.0
PAUWELS JR., Raymond	4	0	16	0	0	0	16	4.0
WOOLDRIDGE, Ben	2	13	0	0	0	0	13	6.5
FREE, Wylan	5	0	0	0	0	12	12	2.4
BIGELOW, Jevon	3	7	0	0	0	0	7	2.3
SHERROD, Malik	1	3	0	0	0	0	3	3.0
JOHNSON, Saevion	4	1	0	0	0	0	1	0.2
TOTAL	5	680	1788	46	272	54	2840	568.0
Opponents.....	5	975	1110	59	662	16	2822	564.4



2020 FRESNO STATE STATISTICS

DEFENSIVE LEADERS	GP	----- Tackles -----			TFL/Yds	-Sacks-		--- Pass Def ---		QBH	- Fumbles -		Blkd	
		Solo	Ast	Total		No.-Yards	Int-Yds	BrUp	Rcv-Yds		FF	Kick	Saf	
LUX, Bralyn	5	25	3	28	1.0-1	.	1-24	4	.	.	1-0	1	.	.
WILLIAMS, Evan	4	21	6	27	0.5-0	.	.	2	.	.	.	1	1	.
PERALES, David	5	17	9	26	8.0-28	4.0-22	2-0	4	.	.
PERRY, Deonte	5	12	10	22	.	.	.	1
LANGLEY, M.	5	15	6	21	3.5-9	1.5-7	1-0	.	.	.
KING, Sherwin	5	14	6	20	2.0-6	1.0-5	1	.	.
Atkins, Kevin	5	8	10	18	4.0-19	4.0-19
BAILEY, Levelle	5	13	3	16	1.0-1	.	.	2	1	.	.	1	.	.
HOLLINS, Jacob	5	8	7	15	2.5-10	1.0-8
MOSBY, ARRON	5	9	4	13	3.0-18	.	.	1
STRONG, Reggie	5	11	2	13
FREE, Wylan	5	10	3	13	.	.	1-12	4
HOUSTON, Justin	5	8	4	12	0.5-1
JONES, Kwami	4	10	2	12	5.0-23	4.0-20
JOHNSON, D.	5	6	3	9	2.0-12	1.0-9	1	.	.
MELLO, Tyler	5	7	2	9
EARLY, L.J.	2	6	2	8	.	.	.	1
DUMAIS, Alex	5	6	2	8	2.5-17	2.0-16
BROWN, Kurtis	4	3	2	5	2.0-5	2.0-5	1-0	.	.	.
GAGNON, Kenny	5	1	4	5
AGINA, Kosi	5	4	1	5
JARVIS, Deven	5	3	1	4	.	.	.	1
TATUM, Leevel	4	3	1	4	1.0-9	1.0-9
JOHNSON, Isaiah	4	1	2	3	1.5-5	0.5-1
GASTON, Chris	3	2	.	2	.	.	2-18

DEFENSE GAME-BY-GAME

TACKLES	TOTAL	UH	CSU	UNLV	USU	SJSU	SDSU	Nev	NM
LUX, Bralyn DB	28	8-0	6-0	7-2	2-0			2-1	
WILLIAMS, Evan DB	27	3-1	7-1	8-0	3-4			DNP	
PERALES, David DL	26	4-2	3-0	4-3	3-3			3-1	
PERRY, Deonte DB	22	2-2	3-2	2-2	1-4			4-0	
LANGLEY, M. LB	21	1-0	2-0	5-2	3-3			4-1	
KING, Sherwin LB	20	6-3	4-1	3-2	-			1-0	
Atkins, Kevin DL	18	1-2	1-2	2-3	3-3			1-0	
BAILEY, Levelle LB	16	2-0	4-1	1-0	0-1			6-1	
HOLLINS, Jacob LB	15	3-1	1-1	3-3	1-2			-	
FREE, Wylan DB	13	2-2	2-0	4-0	-			2-1	
MOSBY, ARRON LB	13	1-0	1-0	2-2	4-2			1-0	
STRONG, Reggie DB	13	4-0	3-1	1-1	-			3-0	
JONES, Kwami DL	12	5-0	3-1	2-1	DNP			-	
HOUSTON, Justin LB	12	1-1	2-0	0-1	1-2			4-0	
JOHNSON, D. DL	9	4-2	1-0	0-1	-			1-0	
MELLO, Tyler LB	9	-	4-0	1-2	1-0			1-0	
DUMAIS, Alex D	8	1-0	1-0	1-0	1-1			2-1	
EARLY, L.J. DB	8	DNP	DNP	DNP	3-2			3-0	
AGINA, Kosi DB	5	-	2-0	0-1	2-0			-	
GAGNON, Kenny DB	5	1-0	-	0-3	-			0-1	
BROWN, Kurtis DL	5	-	2-0	0-2	1-0			DNP	
TATUM, Leevel DL	4	1-1	-	1-0	DNP			1-0	
JARVIS, Deven DB	4	2-0	-	1-0	-			0-1	
JOHNSON, Isaiah DL	3	-	DNP	0-1	1-1			-	
GASTON, Chris DB	2	DNP	2-0	-	DNP			-	
CRUZ, Alex DL	2	2-0	-	DNP	-			DNP	
JORDAN, Randy DB	2	1-1	-	DNP	-			-	



2020 FRESNO STATE STATISTICS

RUSHING	No-Yds/TD	UH	CSU	UNLV	USU	SJSU	SDSU	Nev	NM
RIVERS, Ronnie RB	99-508/7	18-79/1	23-95/2	19-133/3	25-132/1			14-69/0	
HAENER, Jake QB	47-81/2	13-37/0	9-37/0	7-79/1	7--15/0			11-17/1	
MIMS, Jordan RB	25-60/0	2-15/0	4-6/0	7-8/0	3-5/0			9-26/0	
CROPPER, Jalen WR	4-27/0	-	2-15/0	1-10/0	-	Game Canceled	Game Canceled	1-2/0	
WOOLDRIDGE, Ben QB2-13/0	DNP	-	2-13/0	DNP				DNP	
KELLY, Josh WR	2-8/1	-	-	-	-			2-8/1	
BIGELow, Jevon RB	3-7/0	DNP	3-7/0	-	-			DNP	
SHERROD, Malik RB	1-3/0	DNP	DNP	DNP	DNP			1-3/0	
JOHNSON, S. RB	1-1/0	-	DNP	-	-	-	-	1-1/0	
WHEATFALL, K. WR	1-5/0	1-5/0	-	-	-			-	

RECEIVING	No-Yds/TD	UH	CSU	UNLV	USU	SJSU	SDSU	Nev	NM
CROPPER, Jalen WR	25-386/4	2-21/0	4-42/1	2-14/0	10-202/3			7-107/0	
WHEATFALL, K. WR	23-363/1	3-73/0	5-87/0	5-65/0	4-25/0			6-113/1	
RIVERS, Ronnie RB	27-265/2	1-8/0	5-69/1	6-99/1	6-51/0			9-38/0	
KELLY, Josh WR	15-234/1	1-26/0	4-60/0	1-18/0	4-94/1			5-36/0	
BROOKS, Erik WR	13-178/0	3-46/0	3-37/0	1-5/0	2-25/0	Game Canceled	Game Canceled	4-65/0	
POPE, Zane WR	5-96/1	DNP	DNP	DNP	-			5-96/1	
MIMS, Jordan RB	10-92/1	2-8/0	3-48/1	1-10/0	-			4-26/0	
COLEMAN, Chris WR	3-67/0	1-51/0	-	2-16/0	-			DNP	
GLASPIE, Jamal WR	3-42/0	1-32/0	1-5/0	1-5/0	DNP			DNP	
HANSON, Rory TE	3-25/0	-	-	-	3-25/0			DNP	
RODRIGUEZ, Juan TE	3-24/1	3-24/1	DNP	DNP	DNP			DNP	
PAUWELS JR., R. TE	2-16/0	-	-	1-12/0	DNP			1-4/0	

PASSING

#9 HAENER	Att.	Comp	Int	Pct	Yards	TD	Long	Sack	Yds	Effic
Hawaii	31	17	3	54.8	289	1	51	3	17	124.4
Colorado State	32	22	0	68.8	311	3	38	4	37	181.3
UNLV	23	15	0	65.2	164	1	33	4	28	139.5
Utah State	38	29	1	76.3	422	4	71	3	27	199.1
Nevada	65	41	0	63.1	485	2	33	2	20	135.9
TOTALS	189	124	4	65.6	1671	11	71	16	129	154.8

#6 WOOLDRIDGE	Att.	Comp	Int	Pct	Yards	TD	Long	Sack	Yds	Effic
Colorado State	4	3	0	75.0	37	0	24	0	0	152.7
UNLV	12	5	0	41.7	80	0	35	0	0	97.7
TOTALS	16	8	0	50.0	117	0	35	0	0	111.4

PUNT RET	No-Yds	UH	CSU	UNLV	USU	SJSU	SDSU	Nev	NM
RIVERS, Ronnie	6-46	2-37	1-8	-	2-4	canceled	canceled	1-5	

KICK RET	No-Yds	UH	CSU	UNLV	USU	SJSU	SDSU	Nev	NM
KELLY, Josh	9-157	1-14	3-45	5-98	-	canceled	canceled	-	
CROPPER, Jalen	6-115	-	-	-	3-54	canceled	canceled	3-61	

INT RET	No-Yds	UH	CSU	UNLV	USU	SJSU	SDSU	Nev	NM
GASTON, Chris	2-18	DNP	-	2-18	DNP	canceled	canceled	-	
FREE, Wylan	1-12	-	-	-	-	canceled	canceled	1-12	
LUX, Bralyn	1-24	-	-	-	-	canceled	canceled	1-24	

FUMBLE RET	No-Yds	UH	CSU	UNLV	USU	SJSU	SDSU	Nev	NM
BROWN, Kurtis	1-0	-	-	1-0	-	canceled	canceled	DNP	



2020 FRESNO STATE STATISTICS

TFLs	UA-A	Tot	UH	CSU	UNLV	USU	SJSU	SDSU	Nev	NM
PERALES, David DL	6-4	8.0	0.5-1	2.0-4	2.0-4	1.0-6			2.5-13	
JONES, Kwami DL	5-0	5.0	3.0-15	1.0-3	1.0-5	DNP			-	
ATKINS, Kevin DL	3-2	4.0	0.5-1	-	1.0-5	2.5-13			-	
LANGLEY, M. LB	3-1	3.5	-	-	2.0-6	0.5-2			1.0-1	
MOSBY, ARRON LB	3-0	3.0	-	-	-	2.0-17			1.0-1	
HOLLINS, Jacob LB	2-1	2.5	-	0.5-0	2.0-10	-			-	
DUMAIS, Alex DL	2-1	2.5	-	1.0-8	-	1.0-8			0.5-1	
JOHNSON, D. DL	2-0	2.0	1.0-3	1.0-9	-	-			-	
KING, Sherwin LB	2-0	2.0	-	-	2.0-6	-			-	
BROWN, Kurtis DL	2-0	2.0	-	1.0-1	-	1.0-4			DNP	
JOHNSON, Isaiah DL	1-1	1.5	-	DNP	-	1.5-5			-	
TATUM, Leevel DL	1-0	1.0	-	-	-	DNP			1.0-9	
LUX, Bralyn DB	1-0	1.0	1.0-1	-	-	-			-	
BAILEY, Levelle LB	0-2	1.0	-	0.5-1	-	0.5-0			-	
WILLIAMS, Evan DB	0-1	0.5	-	-	-	0.5-0			DNP	
HOUSTON, Justin LB	0-1	0.5	-	-	-	0.5-1			-	

SACKS	UA-A	Tot	UH	CSU	UNLV	USU	SJSU	SDSU	Nev	NM
JONES, Kwami DL	4-0	4.0	3.0-15	-	1.0-5	DNP			-	
Atkins, Kevin DL	3-2	4.0	0.5-1	-	1.0-5	2.5-13			-	
PERALES, David DL	3-2	4.0	0.5-1	1.0-2	1.0-3	0.5-5			1.0-11	
DUMAIS, Alex DL	2-0	2.0	-	1.0-8	-	1.0-8			-	
BROWN, Kurtis DL	2-0	2.0	-	1.0-1	-	1.0-4			DNP	
LANGLEY, M. LB	1-1	1.5	-	-	1.0-5	0.5-2			-	
HOLLINS, Jacob LB	1-0	1.0	-	-	1.0-8	-			-	
KING, Sherwin LB	1-0	1.0	-	-	1.0-5	-			-	
JOHNSON, D. DL	1-0	1.0	-	1.0-9	-	-			-	
TATUM, Leevel DL	1-0	1.0	-	-	-	DNP			1.0-9	
JOHNSON, Isaiah DL	0-1	0.5	-	DNP	-	0.5-1			-	

LONG PLAYS (20 OR MORE YARDS)

	FS Long Plays			Opponent Long Plays		
	Rush	Pass	Total	Rush	Pass	Total
Hawai'i	0	4	4	6	2	8
Colorado St.	1	5	6	1	4	5
at UNLV	3	3	6	3	2	5
at Utah State	1	4	5	3	2	5
San Jose St.	canceled					
San Diego St.	canceled					
at Nevada	0	7	7	1	5	6
at New Mexico	-	-	-	-	-	-
Totals	5	23	28	14	15	29

DRIVE SUPERLATIVES

	Fresno State	Opponent
Most Plays (Result)	16 (TD) - Nevada	18 (FG) - UNLV
Most Yards (Result)	96 (TD) - Utah St.	86 (TD) - Utah St.
Most Time (Result)	6:27 (TD) - Nevada	6:33 (FG) - UNLV

FRESNO STATE POINTS OFF TURNOVERS

Game	TOs Gained	TDs	FG	Pts	FS (INT/Fumbles Lost)
Hawai'i	1 (1 FR)	1	0	7	4 (3 INT/1 FL)
Colorado St.	1 (1 FR)	1	0	7	- 0 -
at UNLV	3 (2 INT/1 FR)	1	1	10	1 (1 FL)
at Utah St.	2 (2 FR)	2	0	14	2 (1 INT/1 FL)
San Jose St.	canceled				
San Diego St.	canceled				
at Nevada	3 (2 INT/1 FR)	0	0	0	2 (2 FL)
at New Mexico	-	-	-	-	-
Totals	10 (4 INT/6 FR)	5	1	38	9 (4 INT/5 FL)
Opponents	9 (4 INT/5 FR)	3	1	23	

GAME-OPENING DRIVES

Opponent	Pts.	[---Fresno State---] 1st Dwns	Yds.	Pts.	[----- Opponent -----] 1st Dwns	Yds
Hawai'i	7	1	26	0	0	-6
Colorado St.	7	5	86	0	1	14
at UNLV	0	1	24	0	0	2
at Utah St.	0	3	63	6 (miss PAT)	1	86 (1 play, 86 yds.)
San Jose St.	canceled					
San Diego St.	canceled					
at Nevada	7	3	77	3	1	38
at New Mexico	-	-	-	-	-	-

SECOND HALF-OPENING DRIVES

Opponent	Pts.	[---Fresno State---] 1st Dwns	Yds.	Pts.	[----- Opponent -----] 1st Dwns	Yds
Hawai'i	0	1	24	7	5	76
Colorado St.	0	0	6	0	0	8
at UNLV	0	0	-3	7	1	25
at Utah St.	0	1	17	0	1	17
San Jose St.	canceled					
San Diego St.	canceled					
at Nevada	0	1	16	0	0	0
at New Mexico	-	-	-	-	-	-

PENALTY NUMBERS

	FS Pen.-Yds.	Opp. Pen.-Yds
Hawai'i	7-50	7-44
Colorado St.	5-50	7-61
at UNLV	7-50	6-55
at Utah St.	5-39	6-40
San Jose St.	canceled	
San Diego St.	canceled	
at Nevada	4-33	5-47
at New Mexico	-	-



2020 FRESNO STATE STATISTICS

FRESNO STATE CHUNK PLAYS (28)

Yards	Opponent	Play	Result
71	USU	Haener pass to Kelly	TD
59	USU	Haener pass to Cropper	TD
54	UNLV	Haener rush	TD
51	UH	Haener pass to Coleman	1st-down
46	UH	Haener pass to Wheatfall	1st-down
44	USU	Haener pass to Cropper	TD
38	CSU	Haener pass to Wheatfall	1st-goal
36	USU	Haener pass to Cropper	1st-down
35	UNLV	Wooldridge pass to Rivers	1st-down
35	UNLV	Haener rush	1st-down
34	CSU	Haener pass to Kelly	1st-down
33	CSU	Haener pass to Rivers	1st-down
33	UNLV	Haener pass to Rivers	TD
33	NEV	Haener pass to Pope	1st-down
32	UH	Haener pass to Glaspie	1st-down
32	CSU	Rivers rush	TD
32	NEV	Haener pass to Wheatfall	fumbled
32	NEV	Haener pass to Cropper	1st-goal
28	UNLV	Haener pass to Wheatfall	1st-down
28	USU	Rivers rush	1st-down
27	NEV	Haener pass to Cropper	1st-down
26	UH	Haener pass to Kelly	1st-goal
24	CSU	Wooldridge pass to Cropper	1st-down
23	CSU	Haerner pass to Mims	1st-down
22	NEV	Haener pass to Brooks	1st-down
21	NEV	Haener pass to Pope	TD
20	UNLV	Rivers rush	1st-down

OPPONENT CHUNK PLAYS (29)

Yards	Opponent	Play	Result
86	USU	Warren rush	TD
85	NEV	Strong pass to Horton	TD
71	UNLV	Gilliam rush	TD
54	UH	Cordeiro rush	1st-down
44	USU	Shelley pass to Thompson	1st-goal
43	UNLV	Gilliam pass to Collins	1st-goal
38	USU	Shelley pass to Thompson	1st-down
37	NEV	Strong pass to Doubs	1st-down
36	USU	Warren rush	fumble
35	UH	Cordeiro pass to Bussey	1st-goal
35	CSU	Centeio rush	1st-goal
35	NEV	Strong pass to Doubs	1st-goal
33	NEV	Lee rush	1st-down
32	NEV	Strong pass to Horton	TD
29	UNLV	Gilliam rush	1st-down
29	NEV	Strong pass to Turner	1st-down
27	CSU	Centeio pass to Craig-Myers	1st-goal
27	CSU	O'Brien pass to McBride	1st-down
27	UNLV	Williams rush	1st-down
25	UH	Turner rush	1st-down
25	UH	Reed rush	1st-goal
25	UNLV	Gilliam pass to Williams	1st-down
24	USU	Henry-Cole rush	1st-down
22	UH	Cordeiro rush	1st-down
22	CSU	Centeio pass to McBride	1st-down
21	UH	Cordeiro pass to Mardner	1st-down
21	UH	Turner rush	1st-down
20	UH	Cordeiro rush	TD
20	CSU	O'Brien pass to McBride	TD

FRESNO STATE SPECIAL TEAMS CHUNK PLAYS (0)

Yards	Opponent	Play	Result
-------	----------	------	--------

Only KO returns of 35 yards or more or INT & PR of 25 yards or more are included

OPPONENT SPECIAL TEAMS CHUNK PLAYS (3)

Yards	Opponent	Play	Result
94	USU	86 yard Scarver kick return	TD
35	USU	35 yard Scarver kick return	1st-10
35	CSU	35 yard kick return	1st-10

Only KO returns of 35 yards or more or INT & PR of 25 yards or more are included



The Automated ScoreBook

Fresno State Team Game-by-Game (as of Dec 06, 2020)

All games

TEAM STATISTICS

Date	Opponent	Rushing				Receiving				Passing				Kick Returns				Punt Returns				tot off
		no.	yds	td	lg	no.	yds	td	lg	cmp-att-int	yds	td	lg	no.	yds	td	lg	no.	yds	td	lg	
Oct 24	HAWAII	37	120	1	16	17	289	1	51	17-31-3	289	1	51	1	14	0	14	2	37	0	23	409
Oct 29	COLORADO STATE	43	84	2	32	25	348	3	38	25-36-0	348	3	38	3	45	0	17	1	8	0	8	432
Nov 07	at UNLV	36	243	4	54	20	244	1	35	20-35-0	244	1	35	5	98	0	26	0	0	0	0	487
Nov 14	at Utah State	37	119	1	28	29	422	4	71	29-38-1	422	4	71	3	54	0	19	2	-4	0	2	541
Dec 05	at Nevada	40	114	2	17	41	485	2	33	41-65-0	485	2	33	3	61	0	22	1	5	0	5	599
		193	680	10	54	132	1788	11	71	132-205-4	1788	11	71	15	272	0	26	6	46	0	23	2468
	Opponents	196	975	8	86	84	1110	7	85	84-158-4	1110	7	85	29	662	1	94	6	59	0	23	2085

Games: 5 • Avg/rush: 3.5 • Avg/catch: 13.5 • Pass effic: 151.46 • KR avg: 18.1 • PR avg: 7.7 • All purpose avg/game: 568.0 • Total offense avg/gm: 493.6

Date	Opponent	Tackles				Sacks no-yds	Fumble		Pass Defense			blkd kick	PAT Attempts			off		
		ua	a	total	tfl-yds		ff	fr-yds	int-yds	qbh	brup		kick	rush	rcv	saf	t/o	pts
Oct 24	HAWAII	55	18	73	6.0-21	4.0-17	2	1-0	0-0	0	3	0	1-2	0	0	0	7	19
Oct 29	COLORADO STATE	56	10	66	7.0-26	4.0-20	2	1-0	0-0	1	4	0	5-5	0	0	0	7	38
Nov 07	at UNLV	49	34	83	10.0-36	6.0-31	1	1-0	2-18	0	3	0	4-5	0	0	0	10	40
Nov 14	at Utah State	32	28	60	11.0-56	6.0-33	2	2-0	0-0	1	5	1	5-5	0	0	0	14	35
Dec 05	at Nevada	39	8	47	6.0-25	2.0-20	2	1-0	2-36	0	2	0	2-4	0	0	0	0	26
		231	98	329	40.0-164	22.0-121	9	6-0	4-54	2	17	1	17-21	0	0	0	38	158
	Opponents	227	126	353	34.0-175	16.0-129	4	5-0	4-16	2	11	1	14-16	0	0	0	23	131

		Punting									Field Goals			Kickoffs				
Date	Opponent	no.	yds	avg	long	blkd	tb	fc	50+	i20	md-att	long	blkd	no.	yds	avg	tb	ob
Oct 24	HAWAII	2	63	31.5	35	0	0	1	0	2	2-2	25	0	5	294	58.8	0	0
Oct 29	COLORADO STATE	5	220	44.0	57	0	0	0	2	1	1-1	34	0	7	405	57.9	0	0
Nov 07	at UNLV	5	184	36.8	43	0	1	0	0	1	2-2	35	0	8	460	57.5	0	0
Nov 14	at Utah State	7	281	40.1	48	0	0	3	0	2	0-0	0	0	6	345	57.5	0	0
Dec 05	at Nevada	3	72	24.0	37	1	0	0	0	1	0-0	0	0	4	218	54.5	0	0
		22	820	37.3	57	1	1	4	2	7	5-5	35	0	30	1722	57.4	0	0
Opponents		24	1002	41.8	63	0	0	9	5	7	7-9	49	0	28	1745	62.3	11	0



The Automated ScoreBook

Fresno State Opponent Game-by-Game (as of Dec 06, 2020)

All games

OPPONENT STATISTICS

Date	Opponent	Rushing				Receiving				Passing				Kick Returns				Punt Returns				tot off
		no.	yds	td	lg	no.	yds	td	lg	cmp-att-int	yds	td	lg	no.	yds	td	lg	no.	yds	td	lg	
Oct 24	HAWAII	53	323	4	54	20	229	0	35	20-31-0	229	0	35	5	92	0	22	0	0	0	0	552
Oct 29	COLORADO STATE	40	149	1	35	17	223	1	27	17-33-0	223	1	27	7	155	0	35	2	32	0	23	372
Nov 07	at UNLV	46	242	2	71	15	160	1	43	15-31-2	160	1	43	8	152	0	31	2	18	0	13	402
Nov 14	at Utah State	35	199	1	86	9	144	0	44	9-24-0	144	0	44	5	189	1	94	1	5	0	5	343
Dec 05	at Nevada	22	62	0	33	23	354	5	85	23-39-2	354	5	85	4	74	0	27	1	4	0	0	416
		196	975	8	86	84	1110	7	85	84-158-4	1110	7	85	29	662	1	94	6	59	0	23	2085
Fresno State		193	680	10	54	132	1788	11	71	132-205-4	1788	11	71	15	272	0	26	6	46	0	23	2468

Games: 5 • Avg/rush: 5.0 • Avg/catch: 13.2 • Pass eff: 121.73 • KR avg: 22.8 • PR avg: 9.8 • All purpose avg/game: 564.4 • Total offense avg/gm: 417.0

Date	Opponent	Tackles				Sacks no-yds	Fumble		Pass Defense			blkd kick	PAT Attempts			off	
		ua	a	total	tfl-yds		ff	fr-yds	int-yds	qbh	brup		kick	rush	rcv	saf	t/o
Oct 24	HAWAII	43	10	53	6.0-30	3.0-17	1	1-0	3-5	0	4	0	4-4	0	0	0	17
Oct 29	COLORADO STATE	46	24	70	9.0-48	4.0-37	0	0-0	0-0	0	1	0	2-2	0	0	0	0
Nov 07	at UNLV	33	38	71	6.0-32	4.0-28	0	1-0	0-0	0	2	0	3-3	0	0	0	0
Nov 14	at Utah State	43	32	75	7.0-33	3.0-27	1	1-0	1-11	2	2	0	1-2	0	0	0	6
Dec 05	at Nevada	62	22	84	6.0-32	2.0-20	2	2-0	0-0	0	2	1	4-5	0	0	0	0
		227	126	353	34.0-175	16.0-129	4	5-0	4-16	2	11	1	14-16	0	0	0	23
Fresno State		231	98	329	40.0-164	22.0-121	9	6-0	4-54	2	17	1	17-21	0	0	0	38

		Punting									Field Goals			Kickoffs				
Date	Opponent	no.	yds	avg	long	blkd	tb	fc	50+	i20	md-att	long	blkd	no.	yds	avg	tb	ob
Oct 24	HAWAII	2	99	49.5	55	0	0	0	1	0	2-4	34	0	7	453	64.7	6	0
Oct 29	COLORADO STATE	5	213	42.6	58	0	0	2	1	3	1-1	24	0	4	236	59.0	0	0
Nov 07	at UNLV	4	161	40.2	42	0	0	4	0	0	2-2	28	0	6	380	63.3	1	0
Nov 14	at Utah State	8	339	42.4	63	0	0	2	2	3	1-1	38	0	4	236	59.0	1	0
Dec 05	at Nevada	5	190	38.0	55	0	0	1	1	1	1-1	49	0	7	440	62.9	3	0
		24	1002	41.8	63	0	0	9	5	7	7-9	49	0	28	1745	62.3	11	0
Fresno State		22	820	37.3	57	1	1	4	2	7	5-5	35	0	30	1722	57.4	0	0


2020 FRESNO STATE PARTICIPATION

#	Name	GP/GS	#	Name	GP/GS	#	Name	GP/GS
77	ABBS, Nick	3/-	9	HAENER, Jake	5/5	26	SANCHEZ, M.	4/-
58	ADKINS JR., D.	4/4	88	HANSON, Rory	4/1	54	SCHMIDT, Bula	5/-
10	AGINA, Kosi	5/-	3	HOLLINS, Jacob	5/2	22	SHERROD, Malik	1/-
75	AKINGBULU, Alex	2/1	13	HOUSTON, Justin	5/2	28	SILVA, Cesar	4/-
90	Atkins, Kevin	5/5	8	JARVIS, Deven	5/-	59	SMITH, Matt	5/5
6	BAILEY, Levelle	5/4	52	JOHNSON, D.	5/-	7	STRONG, Reggie	5/-
28	BIGELOW, Jevon	3/-	18	JOHNSON, Isaiah	4/1	44	TATUM, Leevel	4/-
49	BLOUNT, Tanner	4/-	24	JOHNSON, S.	4/-	94	THOMAS, Nikko	2/-
5	BRIDGES, Devo	1/-	33	JONES, Kwami	4/4	86	TORRES, Jared	5/-
85	BROOKS, Erik	5/1	24	JORDAN, Randy	4/-	65	TUITELE, Syrus	5/5
81	BROWN, Jordan	5/-	11	KELLY, Josh	5/3	51	VAVAO, Mose	5/1
45	BROWN, Kurtis	4/2	45	KING, Carson	5/-	53	WESTBERRY, J.	4/-
72	BULL, Dontae	4/4	31	KING, Sherwin	5/3	1	WHEATFALL, K.	5/5
73	CARSON, Elijah	4/-	16	LAKE, Grant	1/-	32	WILLIAMS, Evan	4/4
8	COLEMAN, Chris	4/-	46	LAMANUZZI, C.	5/-	66	WOODLEY, Quireo	5/5
5	CROPPER, Jalen	5/4	35	LANGLEY, M.	5/4	6	WOOLDRIDGE, Ben	2/-
51	CRUZ, Alex	3/-	91	LAWSON, Matt	4/1	13	WRIGHT, Rodney	1/-
15	DALENA, MAC	5/-	38	LUX, Bralyn	5/5			
39	DIAZ JR., Jason	3/-	41	MELLO, Tyler	5/-			
43	DUMAIS, Alex	5/2	7	Mims, Jordan	5/-			
27	EARLY, L.J.	2/1	15	MOSBY, ARRON	5/-			
2	ELIMA-JEUNE, P.	4/-	87	PAUWELS JR., R.	4/3			
16	FIELDS, Rian	2/-	99	PERALES, David	5/5			
4	FREE, Wylan	5/5	17	PERRY, Deonte	5/5			
37	FULLER, Asa	4/-	27	POPE, Zane	1/1			
36	FULLER, Cade	4/-	20	RIVERS, Ronnie	5/5			
30	GAGNON, Kenny	5/-	80	RODRIGUEZ, Juan	1/1			
2	GASTON, Chris	3/-	23	RUFFIN, Deshawn	1/-			
3	GLASPIE, Jamal	3/1	50	SAMPSON JR., T.	3/-			

2020 GAME-BY-GAME OFFENSIVE STARTERS

DATE	OPPONENT	LT	LG	C	RG	RT	QB	RB	WR	WR	WR	TE
10/24	Hawai'i*	Bull	Adkins Jr.	Smith	Woodley	Tuitele	Haener	Rivers	Wheatfall	Cropper	Kelly	Rodriguez
10/29	Colorado State*	Bull	Adkins Jr.	Smith	Woodley	Tuitele	Haener	Rivers	Wheatfall	Cropper	Glaspie	Pauwels
11/7	at UNLV*	Bull	Adkins Jr.	Smith	Woodley	Tuitele	Haener	Rivers	Wheatfall	Cropper	Kelly	Pauwels
11/14	at Utah State*	Bull	Adkins Jr.	Smith	Woodley	Tuitele	Haener	Rivers	Wheatfall	Cropper	Kelly	Hanson
11/21	San Jose State*	----- Game Canceled -----										
11/27	San Diego State*	----- Game Canceled -----										
12/5	at Nevada*	Akingbulu	Vavao	Smith	Woodley	Tuitele	Haener	Rivers	Wheatfall	Pope	Brooks	Pauwels
12/12	at New Mexico*											

2020 GAME-BY-GAME DEFENSIVE STARTERS

DATE	OPPONENT	DE	DT	DT	DE	LB	LB	H	CB	FS	SS	CB
10/24	Hawai'i*	Jones	Atkins	Dumais	Perales	Hollins	King	Bailey	Lux	Williams	Perry	Free
10/29	Colorado State*	Jones	Atkins	Lawson	Perales	Langley	King	Bailey	Lux	Williams	Perry	Free
11/7	at UNLV*	Jones	Atkins	Brown	Perales	Langley	King	Bailey	Lux	Williams	Perry	Free
11/14	at Utah State*	Johnson	Atkins	Brown	Perales	Langley	Hollins	Houston	Lux	Williams	Perry	Free
11/21	San Jose State*	----- Game Canceled -----										
11/27	San Diego State*	----- Game Canceled -----										
12/5	at Nevada*	Jones	Atkins	Dumais	Perales	Langley	Bailey	Houston	Lux	Early	Perry	Free
12/12	at New Mexico*											



SACKS/TURNOVERS YEAR-BY-YEAR

2020 - Fresno State Record: 3-2

Fresno State					Opponents						
Date	Opponent	Sacks	FR	INT	Turnovers Gained	Date	Opponent	Sacks	FR	INT	Turnovers Lost
10/24	Hawai'i	4-17	1	0	1	3-17	1	3	4		
10/29	Colorado State	4-20	1	0	1	4-37	0	0	0	0	1
11/7	UNLV	6-31	1	2	3	4-28	1	0	1		4
11/14	Utah State	6-24	2	0	2	3-27	1	1			2
11/21	San Jose State	game canceled									
11/27	San Diego State	game canceled									
12/5	at Nevada	2-20	1	2	3	2-20	2	0			2
12/12	at New Mexico										
Totals	5 Games	22-121	6	4	10	16-129	5	4			9

2019 - Fresno State Record: 4-8

Fresno State						Opponents					
Date	Opponent	Sacks	FR	INT	Turnovers Gained	Date	Opponent	Sacks	FR	INT	Turnovers Lost
8/31	at USC	1-14	2	2	4	3-18	2	1	3		
9/7	Minnesota	4-22	3	0	3	4-26	0	2	2		
9/21	Sacramento State	3-16	1	0	1	3-12	2	0	2		
9/28	at NM State	1-7	0	3	3	1-7	1	0	1		
10/12	at Air Force	0-0	0	0	0	1-10	0	1	1		
10/18	UNLV	0-0	2	3	5	0-0	0	0	0		
10/26	Colorado State	1-2	0	1	1	2-14	0	2	2		
11/2	at Hawai'i	1-8	0	1	1	0-0	2	0	2		
11/9	Utah State	1-5	0	0	0	1-4	0	0	0		
11/15	at San Diego State	1-7	1	1	2	2-15	0	3	3		
11/23	Nevada	2-7	2	0	2	4-35	0	1	1		
11/30	at San Jose State	4-33	0	0	0	2-17	0	1	1		
Totals	12 Games	19-121	11	11	22	23-158	7	11	18		

2018 - Fresno State Record: 12-2

Fresno State						Opponents					
		Fresno St.	Turnovers					Opponent	Turnovers		
Date	Opponent	Sacks	FR	INT	Gained	Sacks	FR	INT	Lost		
9/1	Idaho	1-6	2	5	7	1-6	0	0	0		
9/8	at Minnesota	1-6	1	0	1	0-0	0	2	2		
9/15	at UCLA	1-1	2	2	4	1-9	2	0	2		
9/29	Toledo	5-40	0	1	1	1-5	0	1	1		
10/6	at Nevada	4-28	0	3	3	1-8	1	0	1		
10/13	Wyoming	1-1	0	1	1	0-0	0	0	0		
10/20	at New Mexico	0-0	0	1	1	1-4	0	0	0		
10/27	Hawai'i	2-3	1	1	2	0-0	0	0	0		
11/3	at UNLV	1-5	0	1	1	0-0	0	1	1		
11/9	at Boise State	1-3	0	1	1	3-24	0	0	0		
11/17	San Diego State	1-6	0	0	0	3-7	0	0	0		
11/24	San Jose State	3-4	0	1	1	0-0	2	0	2		
12/1	Boise State*	2-17	1	0	1	2-6	2	0	2		
12/15	Arizona State^	1-6	0	2	2	0-0	1	2	3		
Totals	14 Games	25-127	7	19	26	12-68	8	6	14		

NATIONAL RANKINGS

Sacks: T-100

Turnovers Gained: T-11

Fumble Recoveries: T-81

Passes Intercepted: 4

Turnover Margin: 9

NATIONAL RANKINGS

Sacks Allowed: 6

Turnovers Lost: T-15

Fumbles Lost: T-51

Turnover Margin: 9

INTs Thrown: T-14

2017 - Fresno State Record: 10-4

Fresno State						Opponents					
Date	Opponent	Sacks	FR	Int.	Turnovers Gained	Date	Opponent	Sacks	FR	INT	Turnovers Lost
9/2	Incarinate Word	2-20	1	1	2	0-0	0	0	0	0	0
9/9	at Alabama	1-8	0	0	0	2-9	0	1	1	1	1
9/16	at Washington	1-6	2	0	2	1-7	0	1	1	1	1
9/30	Nevada	3-23	0	3	3	1-7	2	1	1	3	3
10/7	at San Jose State	4-24	2	2	4	0-0	0	0	0	0	0
10/14	New Mexico	2-8	1	1	2	1-3	1	0	1	0	1
10/21	at San Diego St.	5-30	1	0	1	0-0	0	0	0	0	0
10/28	UNLV	0-0	0	0	0	1-8	1	0	1	0	1
11/4	BYU	2-12	1	0	1	0-0	0	0	0	0	0
11/11	at Hawai'i	5-29	1	1	2	0-0	0	2	2	2	2
11/18	at Wyoming	1-6	2	0	2	1-6	1	0	1	0	1
11/25	Boise State	2-20	0	0	0	0-0	0	0	0	0	0
12/2	at Boise State*	4-13	0	0	0	2-12	0	1	1	1	1
12/24	Houston	2-10	1	1	2	1-7	1	1	1	2	2
Totals 14 Games		34-209	12	9	21	10-69	6	7	7	13	13

NATIONAL RANKINGS

Sacks: 33

Turnovers Gained: 50

Fumble Recoveries: 14

Passes Intercepted: 86

Turnover Margin: 25

NATIONAL RANKINGS

Sacks Allowed: 5

Turnovers Lost: 9

Fumbles Lost: 16

Turnover Margin: 25

INTs Thrown: 13

2016 - Fresno State Record: 1-11

Fresno State						Opponents					
Date	Opponent	Sacks	FR	Int.	Turnovers Gained	Date	Opponent	Sacks	FR	INT	Turnovers Lost
9/3	at Nebraska	0-0	0	0	0	4-21	0	2	2		
9/10	Sacramento St.	3-11	0	2	2	2-19	1	1		1	2
9/17	at Toledo	0-0	0	0	0	5-35	0	0	0		0
9/24	Tulsa	4-34	1	1	2	2-9	1	1	1		2
10/1	at UNLV	0-0	0	0	0	2-20	0	1		1	1
10/8	at Nevada	1-15	1	0	1	1-4	2	0			2
10/14	San Diego St.	1-1	0	0	0	2-12	0	3			3
10/22	at Utah St.	0-0	0	0	0	1-6	0	0		0	0
10/28	Air Force	1-6	1	0	1	2-11	0	4			4
11/5	at Colorado St.	0-0	0	0	0	5-26	0	1		1	1
11/19	Hawai'i	2-15	0	1	1	1-6	0	0		0	0
11/26	San Jose St.	2-12	1	1	2	4-17	1	0		1	1
Totals	12 Games	14-94	4	5	9	31-186	5	13			18

NATIONAL RANKINGS

Sacks: T-117

Turnovers Gained: T-126

Fumble Recoveries: T-116

Passes Intercepted: T-117

Turnover Margin: T-117

NATIONAL RANKINGS

Sacks Allowed: T-96

Turnovers Lost: T-47

Fumbles Lost: T-12

Turnover Margin: T-117

INTs Thrown: T-88

2015 - Fresno State Record: 3-9

Fresno State						Opponents					
Date	Opponent	Sacks	FR	INT	Turnovers Gained	Date	Opponent	Sacks	FR	INT	Turnovers Lost
9/3	Abilene Christian	5-30	0	2	2	0-0	1	2	3		
9/12	at No. 14 Ole Miss	1-8	2	1	3	1-15	1	3	4		
9/19	No. 21 Utah	0-0	2	1	3	1-5	2	0	2		
9/26	at San Jose St.	6-35	1	0	1	2-19	0	1	1		
10/3	at San Diego St.	3-25	1	0	1	3-27	0	0	0		
10/10	Utah State	2-13	1	0	1	5-25	1	3	4		
10/16	UNLV	6-24	0	0	0	0-0	1	0	1		
10/24	at Air Force	0-0	1	0	1	2-9	0	1	1		
11/5	Nevada	2-18	0	1	1	3-20	1	3	4		
11/14	at Hawai'i	2-13	1	3	4	3-16	0	0	0		
11/21	at BYU	1-5	2	0	2	4-26	0	3	3		
11/28	Colorado St.	0-0	0	1	1	2-16	0	0	0		
Totals 12 Games		28-171	11	9	20	24-152	7	16	23		

NATIONAL RANKINGS

Sacks: T-29

Turnovers Gained: T-50

Fumble Recoveries: T-7

Passes Intercepted: T-79

Turnover Margin: T-93

NATIONAL RANKINGS

Sacks Allowed: T-73

Turnovers Lost: T-113

Fumbles Lost: T-54

Turnover Margin: T-93

INTs Thrown: T-118

2014 - Fresno State Record: 6-8

Fresno State						Opponents					
		Fresno St.		Turnovers				Opponent		Turnovers	
Date	Opponent	Sacks	FR	INT	Gained	Sacks	FR	INT	Lost		
8/30	at USC	0-0	2	0	2	1-10	0	4	4		
9/6	at Utah	2-11	0	0	0	7-34	1	0	1		
9/13	Nebraska	0-0	1	0	1	4-29	0	0	0		
9/20	Southern Utah	4-10	1	1	2	0-0	0	1	1		
9/26	at New Mexico	2-14	0	0	0	3-24	1	1	1		
10/3	San Diego State	2-12	1	2	3	3-7	1	1	1		
10/10	at UNLV	5-13	0	1	1	1-1	1	2	3		
10/17	at Boise State	2-10	1	0	1	5-22	0	1	1		
11/1	Wyoming	1-6	1	0	1	2-6	0	2	2		
11/8	San Jose State	0-0	1	2	3	1-5	1	1	2		
11/22	at Nevada	3-24	3	1	4	3-20	1	1	2		
11/29	Hawai'i	6-34	0	2	2	2-17	0	2	2		
12/6	at Boise State *	1-5	0	0	0	4-24	0	3	3		
12/24	vs. Rice!	2-14	0	0	0	4-24	0	2	2		
Totals	14 Games	30-153	11	9	20	40-223	6	21	27		

NATIONAL RANKINGS

Sacks: 65

Turnovers Gained: T-55

Fumble Recoveries: T-38

Passes Intercepted: T-91

Turnover Margin: T-103

NATIONAL RANKINGS

Sacks Allowed: T-105

Turnovers Lost: T-109

Fumbles Lost: T-19

Turnover Margin: T-103

INTs Thrown: T-123

2013 - Fresno State Record: 11-2

Fresno State						Opponents					
		Fresno St.		Turnovers				Opponent		Turnovers	
Date	Opponent	Sacks	FR	INT	Gained	Sacks	FR	INT	Lost		
8/29	Rutgers	1-10	1	1	2	1-4	2	1	3		
9/7	Cal Poly	1-10	1	0	1	0-0	1	0	1		
9/14	at Colorado	GAME CANCELED (FLOODING)									
9/20	Boise State	4-19	1	1	2	1-2	0	0	0		
9/28	at Hawai'i	7-46	0	2	2	1-1	3	2	5		
10/5	at Idaho	6-41	1	4	5	0-0	1	2	3		
10/19	UNLV	3-12	0	0	0	0-0	0	1	1		
10/26	at San Diego St.	2-12	1	1	2	2-22	0	0	0		
11/2	Nevada	3-18	0	1	1	2-14	1	0	1		
11/9	at Wyoming	1-8	1	1	2	1-9	0	0	0		
11/23	New Mexico	3-25	0	0	0	0-0	0	0	0		
11/29	at San Jose St.	0-0	2	0	2	0-0	0	1	1		
12/7	Utah State*	8-49	0	2	2	3-19	3	2	5		
12/21	vs. USC†	1-17	1	1	2	0-0	0	1	1		
Totals 13 Games		40-250	9	14	23	12-72	11	10	21		



INDIVIDUAL SEASON & CAREER GAME-HIGHS

PASSING

Name	Attempts		Completions		Yards		Career 300-Yard Passing Games
	2020	Career	2020	Career	2020	Career	
Jake Haener	65 (at Nevada)	65 (*20 Nevada)	41 (at Nevada)	41 (*20 Nevada)	485 (at Nevada)	485 (*20 Nevada)	3
Ben Wooldridge	12 (at UNLV)	12 (*20 UNLV)	5 (at UNLV)	5 (*20 UNLV)	80 (at UNLV)	80 (*20 UNLV)	
Name	Longest Pass		TDs		INTs		
	2020	Career	2020	Career	2020	Career	
Jake Haener	71 (at Utah St.)	71 (*20 at Utah St.)	4 (at Utah St.)	4 (*20 at Utah St.)	3 (*20 Hawai'i)	3 (*20 Hawai'i)	
Ben Wooldridge	35 (at UNLV)	35 (*20 UNLV)	-	1 (*19 Nevada)	-	-	

RUSHING

Name	Attempts		Yards		TDs		Longest Career Run	100-Yd Games
	2020	Career	2020	Career	2020	Career		
Jevon Bigelow	3 (Colorado St.)	3 (*20 Colorado St.)	7 (Colorado St.)	7 (*20 Colorado St.)	-	-	8 (*20 Colorado St.)	--
Jalen Cropper	2 (Colorado St.)	5 (*19 at NMSU)	15 (Colorado St.)	118 (*19 at NMSU)	-	1 (3x)	82 (*19 UNLV)	1
Jake Haener	13 (Hawai'i)	13 (*20 Hawai'i)	79 (at UNLV)	79 (*20 at UNLV)	1 (at UNLV)	1 (*20 at UNLV)	54 (*20 at UNLV)	--
Saeion Johnson	-	10 (*18 Idaho)	-	47 (*18 at UNLV)	-	2 (*18 Idaho)	37 (*18 at UNLV)	--
Jordan Mims	9 (at Nevada)	21 (*18 at UCLA)	26 (at Nevada)	112 (*17 at SDSU)	1 (Colorado St.)	3 (*18 Idaho)	24 (*17 New Mexico)	1
Ronnie Rivers	25 (at Utah St.)	29 (*19 at SJSU)	133 (at UNLV)	212 (*18 vs ASU)	3 (at UNLV)	3 (2x)	76 (*18 Hawai'i)	7
Malik Sherrod	1 (at Nevada)	1 (*20 at Nevada)	3 (at Nevada)	3 (*20 Nevada)	-	-	3 (*20 Nevada)	-
Ben Wooldridge	2 (at UNLV)	2 (*20 at UNLV)	13 (at UNLV)	13 (*20 at UNLV)	-	-	10 (*20 at UNLV)	-

RECEIVING

Name	Receptions		Yards		TDs		Longest Career Reception	100-Yd Games
	2020	Career	2020	Career	2020	Career		
Erik Brooks	4 (at Nevada)	4 (*20 at Nevada)	65 (at Nevada)	65 (*20 at Nevada)	-	-	28 (*20 at Nevada)	--
Chris Coleman	2 (at UNLV)	3 (3x)	51 (Hawai'i)	71 (*19 at USC)	-	1 (*19 at USC)	51 (*20 Hawai'i)	--
Jalen Cropper	10 (at Utah St.)	10 (*20 at Utah St.)	202 (at Utah St.)	202 (*20 at Utah St.)	3 (at Utah St.)	3 (*20 at Utah St.)	59 (*20 at Utah St.)	2
Jamal Glaspie	1 (3x)	2 (*19 at NMSU)	32 (Hawai'i)	33 (*19 Utah State)	-	-	33 (*19 Utah State)	--
Rory Hanson	3 (at Utah St.)	3 (*20 at Utah St.)	25 (at Utah St.)	25 (*20 at Utah St.)	-	-	15 (*20 at Utah St.)	--
Josh Kelly	5 (at Nevada)	5 (*20 at Nevada)	94 (at Utah St.)	94 (*20 at Utah St.)	1 (at Utah St.)	1 (*20 at Utah St.)	71 (*20 at Utah St.)	--
Jordan Mims	4 (at Nevada)	6 (*18 Toledo)	48 (Colorado St.)	126 (*18 Toledo)	1 (Colorado St.)	1 (3x)	55 (*18 Toledo)	1
Raymond Pauwels	1 (2x)	1 (2x)	12 (at UNLV)	12 (*20 at UNLV)	-	-	12 (*20 at UNLV)	--
Zane Pope	5 (at Nevada)	6 (2x)	96 (at Nevada)	96 (*20 at Nevada)	1 (at Nevada)	1 (2x)	53 (*19 at SDSU)	--
Ronnie Rivers	9 (at Nevada)	9 (*20 at Nevada)	99 (at UNLV)	99 (*20 at UNLV)	1 (2x)	2 (*19 Minnesota)	35 (*20 at UNLV)	--
Juan Rodriguez	3 (Hawai'i)	3 (*20 Hawai'i)	24 (Hawai'i)	26 (*19 Sac State)	1 (Hawai'i)	1 (*20 Hawai'i)	21 (*19 Sac State)	--
Keric Wheatfall	6 (at Nevada)	6 (*20 at Nevada)	113 (at Nevada)	113 (*20 at Nevada)	1 (at Nevada)	1 (2x)	46 (2x)	1

DEFENSE

Name	Tackles		Sacks		TFLs		INT	FF
	2020	Career	2020	Career	2020	Career		
Kevin Atkins	5 (2x)	6 (*18 Toledo)	2.5 (at Utah St.)	2.5 (*20 at Utah St.)	2.5 (at Utah St.)	2.5 (*20 at Utah St.)	-	1 (*19 Minn)
Levelle Bailey	7 (at Nevada)	7 (3x)	-	1.0 (*19 Minnesota)	0.5 (Colorado St.)	2.5 (*19 Minnesota)	1 (*19 UNLV)	1 (*20 at Nev)
Kurtis Brown	2 (2x)	2 (2x)	1.0 (2x)	1.0 (2x)	1.0 (2x)	1.0 (2x)	-	-
Alex Cruz	2 (Hawai'i)	7 (*19 at Air Force)	-	1.0 (*19 at San Jose St.)	-	2.0 (2x)	-	1 (*19 at SJSU)
Alex Dumais	3 (at Nevada)	7 (*19 at Air Force)	1.0 (2x)	1.0 (4x)	1.0 (2x)	2.0 (*19 at Air Force)	-	1 (*19 Sac St.)
I.J. Early	5 (at Utah St.)	5 (*20 at Utah St.)	-	-	-	-	-	-
Wylan Free	4 (2x)	13 (*19 at Air Force)	-	-	-	0.5 (*18 at Boise State)	2 (*19 at NMSU)	-
Chris Gaston	2 (Colorado St.)	12 (*19 at USC)	-	-	-	-	2 (*20 at UNLV)	-
Jacob Hollins	6 (at UNLV)	6 (*20 at UNLV)	1.0 (at UNLV)	1.0 (*20 at UNLV)	2.0 (at UNLV)	2.0 (*20 at UNLV)	-	-
Justin Houston	4 (at Nevada)	4 (*20 at Nevada)	-	-	0.5 (at Utah St.)	0.5 (*20 at Utah St.)	-	-
Deven Jarvis	2 (Hawai'i)	4 (*19 at SDSU)	-	-	-	-	-	-
Da'Marcus Johnson	6 (Hawai'i)	6 (*20 Hawai'i)	1.0 (Colorado St.)	1.0 (*20 Colorado St.)	1.0 (2x)	1.0 (2x)	-	1 (*20 Hawai'i)
Isaiah Johnson	2 (at Utah St.)	5 (*19 at Air Force)	0.5 (at Utah St.)	1.0 (4x)	1.5 (at Utah St.)	2.0 (*19 Minnesota)	-	-
Kwami Jones	5 (Hawai'i)	6 (*19 Utah State)	3.0 (Hawai'i)	3.0 (*20 Hawai'i)	3.0 (Hawai'i)	3.0 (*20 Hawai'i)	-	-
Randy Jordan	2 (Hawai'i)	7 (*19 at San Jose St.)	-	-	-	-	-	-
Sherwin King	9 (Hawai'i)	9 (*20 Hawai'i)	1.0 (at UNLV)	1.0 (*20 at UNLV)	2.0 (at UNLV)	2.0 (*20 at UNLV)	-	1 (*20 CSU)
Malachi Langlely	7 (at UNLV)	7 (*20 at UNLV)	1.0 (at UNLV)	1.0 (*20 at UNLV)	2.0 (at UNLV)	2.0 (*20 at UNLV)	-	-
Bralyn Lux	9 (at UNLV)	9 (*20 at UNLV)	-	-	1.0 (Hawai'i)	1.0 (*20 Hawai'i)	1 (at *20 Nevada)	1 (*20 Hawai'i)
Arron Mosby	6 (at Utah St.)	11 (*19 at SDSU)	-	-	2.0 (at Utah St.)	2.0 (3x)	1 (2x)	1 (4x)
Tyler Mello	4 (Colorado St.)	4 (*20 Colorado St.)	-	-	-	-	-	-
Deonte Perry	5 (2x)	5 (2x)	-	-	-	-	-	-
David Perales	7 (at UNLV)	7 (*20 at UNLV)	1.0 (3x)	1.0 (3x)	2.5 (at Nevada)	2.5 (at Nevada)	-	1 (4x)
Reggie Strong	4 (2x)	4 (2x)	-	-	-	-	-	-
Leevel Tatum III	2 (Hawai'i)	3 (2x)	1.0 (at Nevada)	1.0 (*20 at Nevada)	1.0 (at Nevada)	0.5 (2x)	1 (*18 Idaho)	-
Evan Williams	8 (2x)	9 (3x)	-	-	0.5 (at Utah St.)	0.5 (*20 at Utah St.)	1 (*19 Hawai'i)	1 (2x)



THE LAST TIME

A Bulldog Player Had... RUSHING

300+ yards rushing:

Never

250+ yards rushing:

261, Robbie Rouse at Nevada (11/10/12)

200+ yards rushing:

212, Ronnie Rivers vs. Arizona State (12/15/18)

100 yard rushing game by a quarterback:

142, Bill Yancy, at McNeese State (9/9/78)

100 yard rushing game by a wide receiver:

118, Jalen Cropper, at New Mexico State (9/28/19)

Back-to-back 200-yard rushing games:

Robbie Rouse, 11/6/10-11/13/10

Five+ consecutive 100-yard rushing games:

9 games, Ryan Matthews, 9/5-11/7/09

Four consecutive 100-yard rushing games:

Marteze Waller, 10/10-11/8/14

2 rushers with 100 yards:

Marteze Waller (145) & Josh Quezada (112)
vs. San Jose State (11/8/14)

90+ yard rushing play:

94, Robbie Rouse vs. Colorado (9/15/12) - TD

40+ rushing attempts:

43, Robbie Rouse at La Tech (11/6/10)

30+ rushing attempts:

36, Robbie Rouse at Nevada (11/10/12)

2 rushers with 2 TDs:

Josh Hokit (2), Ronnie Rivers (2)
vs. Colorado State (10/26/19)

5 TDs rushing:

Don Driscoll vs. Cal State-Los Angeles (10/2/54)

4 TDs rushing:

Michael Pittman at San Jose State (11/15/97)

3 TDs rushing:

Ronnie Rivers at UNLV (11/7/20)

Four consecutive games with 2+ TDs rushing:

Ronnie Rivers
UNLV (2), Colorado St. (2), at Hawaii (2), Utah State (3)
10/18/19 - 11/9/19

4 TDs rushing by a quarterback:

Marcus McMaryion at UCLA (9/15/18)

3 TDs rushing by a quarterback:

Trent Dilfer vs. UNLV (10/26/91)

2 TDs rushing by a quarterback:

Marcus McMaryion vs. Wyoming (10/13/18)

RECEIVING

200+ yards receiving:

202, Jalen Cropper at Utah State (11/14/20)

150+ yards receiving:

173, KeeSean Johnson vs. San Jose St. (11/24/18)

2 receivers with 100 yards receiving:

Keric Wheatfall (113), Jalen Cropper (107)
at Nevada (12/5/20)

3 receivers with 100 yards receiving:

Davante Adams (246), Josh Harper (161),
Isaiah Burse (112) vs. New Mexico (11/23/13)

90+ yard pass play:

97, Isaiah Burse from Derek Carr vs. Colorado
(9/15/12) - TD

80+ yard pass play:

86, Jamire Jordan from Marcus McMaryion
vs. San Diego State (11/17/18) - TD

10+ receptions:

Jalen Cropper (10) at Utah State (11/14/20)

15+ or more receptions:

Isaiah Burse (17) vs. Utah State (12/7/13)

2 receivers with 10 or more catches:

Davante Adams (13), Isaiah Burse (10)
at San Jose St. (11/29/13)

2 receivers with 2 TDs:

Davante Adams (4), Josh Harper (3) vs. New Mexico (11/23/13)

A RB with two TDs:

Ronnie Rivers vs. Minnesota (9/7/19)

A TE with two TDs:

Chad Olsen vs. Abilene Christian (9/3/15)

3+ TDs receiving:

Jalen Cropper (3) at Utah State (11/14/20)

Back-to-back games with 2+ TDs receiving:

Davante Adams
11/23/13 vs. UNM (4), 11/29/13 (3) at SJSU

Back-to-back 200-yard plus receiving games:

Davante Adams
11/23/13 vs. UNM (246), 11/29/13 at SJSU (264)

Had three consec. 100-yard plus receiving games:

Davante Adams
11/23/13 (246) - 11/29/13 (264) - 12/7/13 (168)

Five receivers with TDs:

D. Scott (2), J. Jordan (1), J. Blandin (1),
C. Olsen (1), M. Waller at Hawai'i (11/14/15)

Four receivers with TDs:

J. Jordan (1), (1), J. Rice (1), J. Mims (1),
D. Grim (1) vs. Hawai'i (10/27/18)

Three receivers with TDs:

Jalen Cropper (1), Jordan Mims (1), Ronnie Rivers (1)
vs. Colorado State (10/28/20)

Caught a TD in six-straight games:

Davante Adams (9 games), 10/5/13-12/21/13

An OL caught a pass:

Adam McDowell (3 yards) at No. 8 Boise State (11/28/08)

PASSING

500+ yards passing:

519, Derek Carr at San Jose St. (11/29/13)

400+ yards passing:

485, Jake Haener at Nevada (12/5/20)

3+ consecutive 300+ passing games:

Derek Carr (5), 11/2/13-12/7/13

Back-to-back 500-yard plus passing games:

Derek Carr, vs. UNM (522) 11/22/13, at SJSU (519) 11/29/13

7 TDs passing:

Derek Carr vs. New Mexico (11/23/13)*

6 TDs passing:

Zack Greenlee at Hawaii (11/14/15)

5 TDs passing:

Derek Carr at Idaho (10/5/13)

4 TDs passing:

Marcus McMaryion vs. Hawai'i (10/27/18)

Three-straight games with 4+ TD passes:

Derek Carr
at Wyoming (4), vs. New Mexico (7), SJSU (6)
11/9/13-11/29/2013

Three 50+ yard TD passes in the same game:

Derek Carr 59 yards to Davante Adams, 57 yards
to Davante Adams, 59 yards to Josh Harper
vs. New Mexico (11/23/13)

Two 50+ yard TD passes in the same game:

Jake Haener, 71 yards to Josh Kelly & 59 yards
to Jalen Cropper at Utah State (11/14/20)

Two 50+ yard TD passes in the same quarter:

Jake Haener, 71 yards to Josh Kelly & 59 yards
to Jalen Cropper at Utah State (11/14/20) - 2nd Qtr.

Three Quarterbacks throw TD in same game:

B. Burrell (2), B. Connette (1), Z. Greenlee (1)
vs. Southern Utah (9/20/14)

50+ pass attempts:

65, Jake Haener at Nevada (12/5/20)

40+ pass attempts:

41, Jorge Reyna vs. Sacramento State (9/21/19)

40+ pass completions

41, Jake Haener at Nevada (12/5/20)

30+ pass completions

33, Marcus McMaryion vs. Houston (12/24/17)

DEFENSE

15+ tackles:

17, Jeff Allison at Nevada (10/6/18)

Four players with 10+ tackles:

at Air Force (10/12/19)

3+ sacks:

3.0, Kawami Jones vs. Hawai'i (10/24/20)

4.0+ TFLs:

4.0, Ejiro Ederaine at Boise St.-MWC Game (12/6/14)

3 interceptions:

Phillip Thomas vs. Colorado (9/15/12)

2 interceptions:

Chris Gaston at UNLV (11/7/20)

Interception return for TD

Wylan Free (91 yards) vs. New Mexico State (9/28/19)

Two interception returns for TD

*Phillip Thomas (16 & 43 yards) vs. Colorado (9/15/12)

Two players with interception returns for TDs

Patrick Su'a (20) and Tristan Okpalau (21)
at Tulsa (9/22/12)

Fumble recovery for TD:

Justin Rice (18 yards) vs. UNLV (10/18/19)

Two players with fumble recoveries for TDs:

Tyler Davison (0 yards), Travis Brown (26 yards)
at Nevada (11/10/12)

Recovered two fumbles in a game:

Ben Jacobs vs. Louisiana Tech (11/21/09)

Forced two fumbles in a game:

Justin Rice vs. Minnesota (9/7/19)

Forced three fumbles in a game:

Ben Jacobs vs. Louisiana Tech (11/29/09)

Forced & recovered a fumble on the same play:

David Perales at Utah State (11/14/20)

Forced one fumble & recovered one fumble in the same game:

David Perales at Utah State (11/14/20)

Scored on a safety:

Malik Forrester vs. Boise State (11/25/17)

SPECIAL TEAMS

Blocked a field goal:

Ricky McCoy at San Diego State (11/15/19)

Returned a blocked field goal for a touchdown:

Jaron Bryant (74 yards) vs. Idaho (9/1/18)

Jaron Bryant (71 yards) vs. Idaho (9/1/18)

Blocked a PAT:

Evan Williams at Utah State (11/14/20)

Blocked 2 PATs in a game:

Cody Wichmann vs. Cal (9/3/11)

Returned a PAT for Two Points:

Charles Washington vs. San Diego State (9/29/12)

Blocked a punt:

Mykal Walker at UNLV (11/3/18)

Returned a blocked punt for a touchdown:

T.J. Thomas (9 yards) vs. San Jose State (11/8/14)

Returned a field goal attempt for a touchdown (Kick-6):

Jamire Jordan (100 yards) vs. Hawai'i (10/27/18)

Returned a kickoff for a TD:

A.J. Jefferson (92 yards) vs. Nevada (11/7/08)

Recovered an onside kick attempt:

Michael Martens vs. Utah (9/19/15)

Returned a punt for a TD:

Isaiah Burse vs. Cal Poly (9/7/13)

Returned 2 punts for TD in same game:

Isaiah Burse (61 & 58 yards) vs. Cal Poly (9/7/13)

Made 4 FGs in a Game:

Jimmy Camacho vs. Houston (12/24/17)

Made a field goal 55+ yards

*58, Kevin Goessling at Utah State (10/25/08)

Made a field goal 50+ yards

50, Jimmy Camacho vs. San Jose State (10/7/17)

TOTAL OFFENSE/ALL-PURPOSE

500 yards total offense:

502, Jake Haener at Nevada (12/5/20)

400-499 yards total offense:

407, Jake Haener at Utah State (11/14/20)

300+ all-purpose yards:

311, Robbie Rouse at Louisiana Tech (11/6/10)

*denotes school record



THE LAST TIME

A Bulldog Team Had... OFFENSE

90+ points: 94, vs. New Mexico (10/5/91)
80-89 points: 80, vs. Fort Ord (1942)
70-79 points: 79, vs. Idaho 9/1/18)
60-69 points: 66, vs. Incarnate Word (9/2/17)
50-59 points: 56, vs. UNLV (10/18/19)
0 points: at Colorado State (11/5/16)
0 points in 1st half: at Colorado State (11/5/16)
0 points in 2nd half: at San Diego State (11/15/19)
Did not score a Touchdown: at Colorado State (11/5/16)
Scored 3-plus TDs in 4Q: 3 - vs. UNLV (10/18/19)
400+ yards rushing: *503, vs. Hawai'i (11/12/04)
300+ yards rushing: 389, vs. Southern Utah (9/20/14)
Less than 100 yards rushing: 53, vs. Nevada (11/23/19)
Negative rushing yards: -16, vs. SMU (12/24/12)
70+ rushing attempts: *71, vs. Pacific (11/9/91)
60+ rushing attempts: 64, vs. Hawai'i (11/12/04)
Less than 10 rushing attempts: 6 vs. USC (12/21/13)
7+ rushing TDs: 7, vs. Idaho (9/1/18)
6 rushing TDs: vs. UNLV (10/18/19)
5 rushing TDs: vs. Utah State (11/9/19)
500+ yards passing: 519, at San Jose St. (11/29/13)
Less than 100 yards passing: 77, at San Diego State (10/3/15)
50+ pass attempts: 65, at Nevada (12/5/20)
40+ pass completions: 41, at Nevada (12/5/20)
30-39 pass completions: 33, vs. Houston (12/24/17)
Had 12+ players catch a pass: at No. 19 Oregon (9/15/07)
600+ total net yards: 613, vs. Incarnate Word (9/2/17)
500-599 total net yards: 541, at Utah State (11/14/20)
Less than 150 total net yards: 125, at Boise State (11/19/11)
Less than 100 total net yards: 89, at San Diego State (10/3/15)
Had a 200-yard rusher and 200-yard passer: at Nevada (11/10/12)
Robbie Rouse (261 rushing) & Derek Carr (220 passing)
37+ minutes of possession: 37:46, vs. Sacramento State (9/21/19)

DEFENSE

Shutout an opponent: vs. New Mexico (10/14/17)
Shutout an opponent in the 1st half: vs. San Jose State (11/24/18)
Shutout an opponent in the 2nd half: at Utah State (11/14/20)
Allowed 50+ points: 52, at Toledo (9/17/16)
Held two opponents scoreless in the same season:
2017, New Mexico (38-0) & Incarnate Word (66-0)
Held an opponent to 0 or no yards in a quarter:
-3 yards, 4th qtr, at Boise St.-MWC Game (12/6/14)
7+ interceptions: *7, vs. Idaho State (9/21/68)
6 interceptions: vs. Georgia Tech (12/31/02)
5 interceptions: vs. Idaho (9/1/18)
4 interceptions: at Idaho (10/5/13)
3 interceptions: vs. UNLV (10/18/19)
Interception by a defensive lineman:
Mykal Walker vs. Toledo (9/29/18)
4 fumble recoveries: vs. New Mexico St. (11/11/06)
3 fumble recoveries: vs. Minnesota (9/7/19)
Last 10+ TFL game: at Utah State (11/14/20)
8 Sacks in a game: vs. Utah State (12/7/13)
7 Sacks in a game: at Idaho (10/5/13)
6 Sacks in a game: at Utah State (11/14/20)
5 Sacks in a game: vs. Toledo (9/29/18)
Scored 3 Defensive Touchdowns: at Nevada (11/10/12) -
Tyeler Davison (0-yd FR); Travis Brown (26-yd FR);
Derron Smith (34-yd INT return)
Scored on a safety: vs. Boise State (11/25/17)

TURNOVERS

Forced 6 or more turnovers in a game:
7 - vs. Idaho (9/1/18) - 5 INT, 2 FR
Forced 5 turnovers in a game:
vs. UNLV (10/18/19) - 3 INT, 2 FR
Forced 4 turnovers in a game:
at USC (8/31/19) - 2 INT, 2 FR
Committed 6 or more turnovers in a game:
6 - vs. Hawai'i (10/4/08) 3 FL, 3 INT
Committed 5 turnovers in a game:
at Hawai'i (9/28/13) - 3 FL, 2 INT
Committed 4 turnovers in a game:
vs. Hawai'i (10/24/20) - 1 FL, 3 INT
Did not force a turnover: vs. Utah State (11/9/19)
Did not force a turnover in back-to-back games:
vs. Boise State and at Boise State, 11/25/17-12/2/17
Did not force a turnover in 3-straight games:
vs. Utah St., Idaho & Nevada, 10/31-11/14, 2009
Did not commit a turnover: vs. Colorado State (10/28/20)
Did not commit a turnover in back-to-back games:
at Boise State and vs. San Diego State, 11/9/18, 11/17/18
Did not commit a turnover in 3-straight games:
vs. Wyoming, New Mexico & Hawai'i, 10/13-10/27, 2018
Last 4 or more fumbles: 4, vs. Idaho (11/27/10)
Last 3 fumbles: at Hawai'i (9/28/13)

SPECIAL TEAMS

Scored 15 or more points kicking:
15, vs. Houston (12/24/17)
Punted 10+ times: 12, at Toledo (9/17/16)
Did not punt: vs. Hawai'i (10/4/08)
Totaled 200 or more kickoff return yards:
209, vs. San Jose State (9/26/15)
Totaled 100 or more punt return yards:
130, vs. Cal Poly (9/7/13)
Missed a PAT: at Nevada (12/5/20)
Had a PAT Blocked: vs. San Diego State (11/17/18)
Successful two-point conversion: vs. Minnesota (9/7/19)
- Josh Hokit rush
Had a FG Blocked: Houston (12/24/17)
Recovered an onside's kick: vs. Utah (9/19/15)

An Opposing Player Had...

30+ carries:
40, Alexander Mattison, Boise State (10/14/16)
200+ yards rushing:
200, Alexander Mattison, Boise State (12/1/18)
2 rushers with 100 yards:
Chevan Cordeiro (116) & Miles Reed (109), Hawai'i (10/24/20)
45+ pass attempts: 47, Ryan Agnew, San Diego State (11/15/19)
30+ pass completions: 33, Ryan Agnew, San Diego State (11/15/19)
400+ yards passing: 547, David Fales, San Jose St. (11/29/13)
80+ yard rushing play: 86, Jaylen Warren, Utah State (11/14/20)
80+ yard pass play:
85, Carson Strong to Tory Horton, Nevada (12/5/20)
10+ receptions: 11, Siaoisi Mariner, Utah State (11/9/19)
200 yards receiving:
150+ yards receiving:
178, Warren Jackson, Colorado State (10/26/19)
4+ field goals: Daniel Gutierrez (4), UNLV (10/28/17)
A 50+ yard field goal: 50, Ryan Meskell, Hawai'i (11/2/19)
Punt return for a TD: Dante Pettis (77 yards), Washington (9/16/17)
Kickoff return for a TD: Savon Scarver (94 yards), Utah State (11/14/20)
Returned an opening kickoff for a TD:
Wade Lockett (100 yards), CS Fullerton (11/2/85)
Fumble recovery for a TD:
S. Tu'ikolovatu (37 yards), No. 21 Utah (9/19/15)
Interception return for a TD:
Kyle Johnson (24 yards), at Air Force (10/12/19)
2 Interceptions: Luq Barcoo, San Diego State (11/15/19)
3 Interceptions: Damecon Baber, Nevada (11/5/15)
Blocked Punt: Avery Williams, Boise State (11/9/18)
Blocked FG: J. Winchester, Houston (12/24/17)
Returned a blocked punt for a touchdown:
Austin Cheney, Utah State (10/22/16)
Returned a blocked FG for a touchdown:
A. Myres, Houston (12/24/17)

An Opposing Team Had...

400+ yards rushing: 458, Air Force (10/24/15)
300+ yards rushing: 340, Air Force (10/12/19)
Less than 50 yards rushing: 12, Sacramento State (9/21/19)
Negative yards rushing: -30, Incarnate Word (9/2/17)
500+ yards passing: 547, San Jose State (11/29/13)
Less than 100 yards passing: 81, at Air Force (10/12/19)
700+ yards total offense: 701, at No. 15 USC (8/30/14)
600+ yards total offense: 617, Tulsa (9/24/16)
Less than 200 yards total offense: 125, Incarnate Word (9/2/17)
Less than 105 yards total offense: 104, Sacramento State (9/1/04)
10 or fewer first downs: 8, San Diego State (11/17/18)
60+ points: 73, at No. 14 Ole Miss (9/12/15)
50-59 points: 52, Toledo (9/17/16)
40-49 points: 41, Colorado State (10/26/19)
Attempted a two-point conversion:
Sacramento State (9/21/19) - rush failed; rush good
Successful two-point conversion:
Sacramento State (9/21/19) - rush by BJ Perkinson
Scored on a safety: Utah State, team safety (10/10/15)
Successfully recovered an onside's kick: at Hawai'i (11/2/19)
37+ minutes of possession: 39:29, at Air Force (10/12/19)



Game #1

Fresno State vs. Hawai'i

Oct. 24, 2020 • Bulldog Stadium • Fresno, Calif.

SCORE BY QUARTERS	1	2	3	4	OT	FINAL
Hawai'i	7	10	7	10	-	34
Fresno State	7	6	3	3	-	19

Record (1-0, 1-0)
Record (0-1, 0-1)

SCORING SUMMARY

	Plays	TOP	Score
FS 1st 11:34 RIVERS, Ronnie 7 yd run (SILVA, Cesar kick)	5-26	3:22	0-7
UH 1st 04:00 CORDEIRO, C. 20 yd run (SHIPLEY, M. kick)	5-37	1:50	7-7
FS 2nd 07:12 SHIPLEY, M. 34 yd field goal	13-73	5:37	10-7
FS 2nd 01:50 RODRIGUEZ, Juan 18 yd pass from HAENER, Jake (SILVA, Cesar rush fumble)	2-33	0:11	10-13
UH 2nd 00:27 CORDEIRO, C. 3 yd run (SHIPLEY, M. kick)	6-72	1:17	17-13
UH 3rd 06:18 TURNER, Calvin 2 yd run (SHIPLEY, M. kick)	14-76	6:31	24-13
FS 3rd 03:41 SILVA, Cesar 22 yd field goal	7-70	2:37	24-16
UH 4th 12:08 SHIPLEY, M. 24 yd field goal	9-62	2:53	27-16
FS 4th 10:13 SILVA, Cesar 25 yd field goal	8-68	1:55	27-19
UH 4th 04:52 TURNER, Calvin 4 yd run (SHIPLEY, M. kick)	12-70	5:15	34-19

TEAM STATS

	UH	Fresno St.
First Downs	27	22
Rushing Att-Yards	53-323	37-120
Passing Cmp-Att-Yds	20-31-229	17-31-289
Total Plays-Yards	84-552	69-409
Fumbles-Lost	3-1	1-1
Penalties-Yards	6-44	7-50
Punts-Yards	2-99	2-63
Average	49.5	31.5
Net	31	31.5
Punt Returns (#-Yds-TD)	0-0	2-37
Kickoff Returns (#-Yds-TD)	5-92	1-14
Interceptions-Yards-TD	3-5	0-0
Fumble Ret-Yards-TD	0-0	0-0
Time of Possession	32:56	27:04
3rd Downs	11-17	5-12
4th Downs	0-0	0-1
Sacks By	3-17	4-17

INDIVIDUAL LEADERS

Rushing (att-yds-TD):
FS - Rivers (18-79-1)
UH - Cordeiro (13-116-2)
Passing (cmp-att-int-yds-TD):
FS - Haener (17-31-3-289-1)
UH - Cordeiro (20-31-0-229-0)
Receiving Yards (no-yds-TD):
FS - Wheatfall (3-73-0)
UH - Smart (7-89-0)
Defense (ST-AT-TT-TFL-Sack):
FS - King (6-3-9-0-0)
UH - Muasau (9-2-11-1-1)
Interceptions (no-yds-TD):
FS - N/A
UH - Ford (2-0-0)

FRESNO, Calif. – The Bulldogs' long-awaited 2020 season opener was met with disappointment Saturday night as Fresno State fell 34-19 to Hawai'i at Bulldog Stadium. The Rainbow Warriors took advantage of four Bulldog turnovers with an offense that was primed to fire, racking up 552 yards.

Fresno State's offense was not stagnant by any means. They registered 409 yards, but turnovers and drives cut short in the red zone that resulted in three points instead of six points was too much to overcome.

In his first start for Fresno State, quarterback Jake Haener passed for 289 yards, one touchdown and three interceptions while running back Ronnie Rivers led the Bulldogs' offense with 124 all-purpose yards. Chevan Cordeiro, the Warriors' signal-caller, had 229 yards passing and was one of two Hawai'i players to have 100-plus yards rushing. Cordeiro added two rushing scores.

How It Happened

Fresno State opened up the game on the front foot as Bralyn Lux jarred the ball loose from the Warriors' kick returner Lincoln Victor on the opening kickoff. Mac Dalena pounced on the ball at the 26-yard line to set things up for the 'Dogs offense to score first. Facing a third-and-13, Haener hooked up with Josh Kelly across the middle for 26 yards to extend the drive. Rivers would later find a lane to the end zone for the Bulldogs' first touchdown of the 2020 season.

The Hawai'i offense countered as it went on to score 10 straight points to take a 10-7 lead with four minutes left in the half.

After settling UH at the 1-yard line, an ensuing three-and-out by UH and a 23-yard Rivers' punt return set Fresno State up for another short scoring drive, inside the 35-yard line, again. A 15-yard run from Jordan Mims, in his first action since 2018, was followed by Haener connecting down the middle with Juan Rodriguez for an 18-yard score to put the 'Dogs back ahead 13-10 with 1:50 left in the half. The PAT was no good.

The Bulldogs' short scoring drive that put them on top, ended not the way they would of liked as Hawai'i responded quickly to take a 17-13 lead into the break. It took Cordeiro and his offense just over a minute to move the ball 72 yards for the touchdown and the lead.

Fresno State opened the second half with the ball, but committed their third turnover of the game which resulted in the 'Dogs falling behind 11 points as Hawai'i methodically drove the ball 14 plays for 76 yards.

Haener got the Bulldogs right back in business, airing it out on the first play on the following drive, connecting with Kerik Wheatfall for 46 yards. On third-and-6 from the Warriors' 25-yard line, UH's Kai Kaneshiro was tagged with a pair of penalties that put the 'Dogs inside the 10-yard line. Unable to score six points, Cesar Silva pulled the 'Dogs within eight, 24-16.

Fresno State quickly threatened again following a 49-yard missed field, but a Haener throw in UH territory ricocheted off the facemask of Wheatfall and it found the hands of the wrong team. The Warriors continued to strike, scoring again, but this time a 24-yard field goal, to extend the lead to 27-16.

The 'Dogs were again able to move the ball quick, Haener leading off the drive with a 51-yard pitch and catch to Chris Coleman. The drive again stalled inside the red zone, and the 'Dogs would settle for a 25-yard field goal from Silva to pull back within eight, 27-19, with 10:13 on the clock.

Hawai'i scored once more with 4:52 on the clock to close the game with a final result of 34-19.



Game #2

Fresno State vs. Colorado State

Oct. 29, 2020 • Bulldog Stadium • Fresno, Calif.

SCORE BY QUARTERS	1	2	3	4	FINAL
Colorado State	3	7	0	7	17
Fresno State	7	17	7	7	38

Record (0-1,0-1)
Record (1-1, 1-1)

SCORING SUMMARY

	Plays	TOP	Score
FS 1st 06:44 RIVERS, Ronnie 13 yd pass from HAENER, Jake (SILVA, Cesar kick)	12-86	6:26	0-7
CSU 1st 04:07 LISS, R. 24 yd field goal	9-72	2:32	3-7
CSU 2nd 13:57 McELROY, M. 15 yd run (LISS, R. kick)	10-81	3:24	10-7
FS 2nd 11:00 SILVA, Cesar 34 yd field goal	8-60	2:50	10-10
FS 2nd 06:32 RIVERS, Ronnie 32 yd run (SILVA, Cesar kick)	6-68	2:38	10-17
FS 2nd 01:03 Mims, Jordan 15 yd pass from HAENER, Jake (SILVA, Cesar kick)	10-91	3:14	10-24
FS 3rd 02:43 RIVERS, Ronnie 1 yd run (SILVA, Cesar kick)	12-67	4:56	10-31
FS 4th 07:58 CROPPER, Jalen 6 yd pass from HAENER, Jake (SILVA, Cesar kick)	5-17	2:41	10-38
CSU 4th 00:41 McBRIDE, Tr. 20 yd pass from O'BRIEN, P. (LISS, R. kick)	5-36	1:15	17-38

TEAM STATS

	CSU	Fresno St.
First Downs	21	24
Rushing Att-Yards	40-149	43-84
Passing Cmp-Att-Yds	17-33-223	25-36-348
Total Plays-Yards	73-372	79-432
Fumbles-Lost	2-1	0-0
Penalties-Yards	7-61	5-50
Punts-Yards	5-213	5-220
Average	42.6	44.0
Net	41.0	37.6
Punt Returns (#-Yds-TD)	2-32	1-8
Kickoff Returns (#-Yds-TD)	7-155	3-45
Interceptions-Yards-TD	0-0	0-0
Fumble Ret-Yards-TD	0-0	0-0
Time of Possession	24:10	35:50
3rd Downs	4-15	10-18
4th Downs	1-4	2-2
Sacks By	4-37	4-20

INDIVIDUAL LEADERS

Rushing (att-yds-TD):
FS - Rivers (23-95-2)
CSU - Centeio (13-80-0)
Passing (cmp-att-int-yds-TD):
FS - Haener (22-32-0-311-3)
CSU - Centeio (10-23-0-141-0)
Receiving Yards (no-yds-TD):
FS - Wheatfall (5-87-0)
CSU - McBride (8-130-1)
Defense (ST-AT-TT-TFL-Sack):
FS - Williams (7-1-8-0-0)
CSU - Jackson (7-3-10-0-0)
Interceptions (no-yds-TD):
FS - N/A
CSU - N/A

FRESNO, Calif. – Kalen DeBoer earned career win No. 1 as head coach at Fresno State on Thursday night behind an emphatic 38-17 thumping of Colorado State. The Bulldogs racked up 432 yards of offense with 164 of those, and three touchdowns, coming from senior Ronnie Rivers.

Jake Haener notched his first-career 300-yard passing game, throwing for 311 yards on 22-of-32 attempts, for three touchdowns with zero interceptions. The junior quarterback spread the ball around, connecting with seven different receivers on the night. Rivers and fellow senior Kerik Wheatfall led the receivers with five receptions apiece with Wheatfall totaling a game-high 87 yards. Rivers also collected 95 yards on the ground, and eight punt return yards, to lead the team with 172 all-purpose yards.



Fresno State's defense allowed the Rams to register 381 yards offense, and limited their starting quarterback to 141 yards on 10-of-23 passing. Sophomore Evan Williams led the Bulldogs with eight tackles and redshirt freshman Bralyn Lux added six.

The Bulldogs' biggest swings in the five days since they played last came in two crucial areas, third downs and turnovers. Fresno State held the Rams to 4-of-15 on third downs versus Hawai'i going 11-of-17. The 'Dogs also protected the ball, not committing a turnover rather than four in the first outing.

How It Happened

For the second week in a row, Fresno State jumped out in front first. The Bulldogs worked the ball 86 yards on their opening drive, twice converting on third down. Haener went 4-of-4 on the possession, finishing it off with a 13-yard pass to Rivers in the back of the end zone.

Colorado State responded with 10 unanswered points over the next eight minutes to take a 10-7 lead with 13:57 on the clock in the second.

Ben Wooldridge then entered the contest at quarterback, a planned series entering the game, and opened with a 24-yard completion to Jalen Cropper. The drive resulted in a 34-yard field goal, tying the game 10-10, for Cesar Silva following what was first thought a 17-yard touchdown reception for Wheatfall. It was overturned after it was ruled he stepped out of bounds prior to the catch.

After forcing CSU to a three-and-out later in the second quarter, the Bulldogs quickly found themselves facing a fourth down decision near midfield. The 'Dogs opted to go for it on fourth-and-2 and Haener found Rivers for a gain of 14 yards. The senior back then finished the drive with a 32-yard burst down the sideline, breaking a pair of tackles on his way to the end zone to take a 17-10 advantage with 6:32 left in the first half.

With the half winding down, Fresno State doubled its lead with a 10-play, 91-yard drive. Backed up to his own two-yard line after a sack on the first play, Haener twice extended the drive on third down, first with a 34-yard completion to a diving Josh Kelly on third-and-10, and then on a 33-yard catch and run across the middle from Rivers on third-and-19. Haener finished the drive finding Mims in the flat where the back ran untouched down the left sideline for a 15-yard score.

The second half saw the Bulldog defense keep the Rams out the end zone until the final minute. Rivers and Cropper each added a touchdown during the final 30 minutes to give Fresno State the 38-17 win.



Game #3

Fresno State at UNLV

Nov. 7, 2020 • Allegiant Stadium • Las Vegas, Nev.

SCORE BY QUARTERS	1	2	3	4	OT	FINAL
Fresno State	6	14	7	13	-	40
UNLV	7	10	10	0	-	27

Record (2-1, 2-1)
Record (0-3, 0-3)

SCORING SUMMARY

			Plays	TOP	Score
FS 1st	10:20	HAENER, Jake 54 yd run (SILVA, Cesar kick failed)	5-78	2:16	6-0
UNLV 1st	06:11	WILLIAMS, C. 2 yd run (GUTIERREZ, D. kick)	12-74	4:05	6-7
UNLV 2nd	11:39	GUTIERREZ, D. 28 yd field goal	18-74	6:13	6-10
FS 2nd	09:34	RIVERS, Ronnie 6 yd run (SILVA, Cesar kick)	5-73	1:58	13-10
UNLV 2nd	06:12	COLLINS, Tyleek 43 yd pass from GILLIAM, Max (GUTIERREZ, D. kick)	8-69	3:13	13-17
FS 2nd	01:25	RIVERS, Ronnie 33 yd pass from HAENER, Jake (SILVA, Cesar kick)	5-63	0:42	20-17
FS 3rd	13:34	RIVERS, Ronnie 16 yd run (SILVA, Cesar kick)	3-25	0:39	27-17
UNLV 3rd	06:35	GUTIERREZ, D. 27 yd field goal	13-72	6:33	27-20
UNLV 3rd	03:41	GILLIAM, Max 71 yd run (GUTIERREZ, D. kick)	2-71	0:17	27-27
FS 4th	14:55	RIVERS, Ronnie 10 yd run (SILVA, Cesar kick)	11-79	3:35	34-27
FS 4th	07:14	SILVA, Cesar 35 yd field goal	4-3	1:43	37-27
FS 4th	01:51	SILVA, Cesar 31 yd field goal	7-47	3:56	40-27

TEAM STATS

	Fresno St.	UNLV
First Downs	22	19
Rushing Att-Yards	36-243	46-242
Passing Cmp-Att-Yds	20-35-244	15-31-160
Total Plays-Yards	71-487	77-402
Fumbles-Lost	1-1	1-1
Penalties-Yards	8-65	5-40
Punts-Yards	5-184	4-161
Average	36.8	40.2
Net	29.2	40.2
Punt Returns (#-Yds-TD)	0-0	2-18
Kickoff Returns (#-Yds-TD)	5-98	8-152
Interceptions-Yards-TD	2-18-0	0-0-0
Fumble Ret-Yards-TD	1-0-0	0-0-0
Time of Possession	29:35	30:25
3rd Downs	4-12	11-20
4th Downs	1-1	2-2
Sacks By	6-31	4-28

INDIVIDUAL LEADERS

Rushing (att-yds-TD):
UNLV - Gilliam (16-139-1)
FS - Rivers (19-133-3)
Passing (cmp-att-int-yds-TD):
UNLV - Gilliam (15-31-2-160-1)
FS - Haener (15-23-0-164-1)
Receiving Yards (no-yds-TD):
UNLV - Williams (5-52-0)
FS - Rivers (6-99-1)
Defense (ST-AT-TT-TFL-Sack):
UNLV - Windmon (5-4-9-2.5-2.5)
FS - Lux (7-2-9-0-0)
Interceptions (no-yds-TD):
UNLV - N/A
FS - Gaston (2-18-0)

LAS VEGAS – In a city filled with shows, Ronnie Rivers was the featured act on Saturday afternoon at the newly minted Allegiant Stadium, piling up 232 all-purpose yards and four touchdowns in Fresno State's 40-27 win over UNLV. The senior running back tallied 133 rushing yards and 99 receiving yards, coming up one yard shy of being the first player to surpass 100 yards in both categories since Dale Messer in 1960.



For the third game in a row the Bulldogs produced more than 400 yards total offense, finishing with 487. The 'Dogs utilized a balanced offensive attack that saw them rush for 243 yards on 36 attempts and pass for 244 yards on 35 attempts. UNLV totaled 402 yards but the Bulldogs' defense forced the Rebels into three turnovers that resulted in 10 points. Fresno State's defense also produced a season-high six sacks.

Jake Haener threw for 164 yards and one touchdown on 15-of-23 passing. The redshirt junior also rushed for 79 yards and a score. Ben Woolldridge led the offense in four respective drives, he went 5-of-12 passing for 80 yards, and produced points on three of his four opportunities on the field.

On the defensive side, Chris Gaston became the first Bulldog in more than a year to record two interceptions in a game while David Perales and Kurtis Brown paired together for the Bulldogs' third forced turnovers. Perales forced the fumble and Brown fell on top of it. For the second game this season, Bralyn Lux led the 'Dogs in tackles, besting his previous high with nine on Saturday. Evan Williams totaled eight for second straight week. Malachi Langley and Perales each totaled seven tackles and a sack.

How It Happened

On the Bulldogs second drive, Haener and Kerie Wheatfall connected on back-to-back plays to move the ball 22 yards down field. Two plays later, Haener found an opening and called his own number off an RPO, outrunning the UNLV defense for a 54-yard touchdown to give the Bulldogs an early 6-0 lead after a failed PAT.

The lead was short lived as the Rebels scored 10 unanswered on their next two drives. A touchdown midway through the first quarter and a field goal early in the second.

Fresno State went back on top 13-10 with 9:34 remaining in the first half. Aided by a roughing the passer call on third-and-5 from the Bulldogs' own 32, quarterback Ben Woolldridge followed the penalty by linking up with Rivers for a 35-yard gain to put the 'Dogs in the red zone. A 12-yard pass to Raymond Pauwels Jr. set up a 6-yard touchdown run to the left side for Rivers behind aggressive blocking from Dontae Bull.

UNLV, though, had an answer, following up the Bulldogs' score with one of its own to put them back on top 17-13 at the 6:12 mark in the second frame.

In a seesaw first half, the Bulldogs regained the lead to close out the half. Following an 18-yard scramble from Haener, the signal caller found Rivers in the flat where the back tip-toed 33 yards down the sideline, again led by Bull in space, to put the 'Dogs ahead 20-17 at halftime.

Two plays into the second half, Perales came off the left edge and knocked the ball out of Rebels' quarterback Max Gilliam's hand for his second forced fumble in as many weeks. Brown pounced on the ball to hand possession back to the Bulldogs' offense. It took just three plays for Fresno State to capitalize and take a 27-17 lead as Rivers slipped through the middle of the line, and raced 16 yards for the score.

Behind a 27-yard field goal and a 71-yard quarterback dash by the home team, the game would once again be level, 27-27, with 3:41 left in the third quarter. Although this would be the last time UNLV would score as Fresno State closed the game outscoring the Rebels 13-0 in the fourth quarter.

Rivers scored for the fourth time in the game, capping an 11-play, 79-yard scoring drive. Rivers finished off the possession with a 3-yard run on fourth-and-2 before going 10 yards untouched into the end zone on the very next play on what was the first play of the fourth quarter.

The defense and Cesar Silva helped put the game away as the Bulldog kicker tacked on 31 and 35-yard field goals while Gaston produced a pair of late interceptions.

Game #4

Fresno State at Utah State

Nov. 14, 2020 • Maverik Stadium • Logan, Utah

SCORE BY QUARTERS	1	2	3	4	OT	FINAL
Fresno State	7	21	0	7	-	35
Utah State	13	3	0	0	-	16

Record (3-1, 3-1)
Record (0-4, 0-4)

SCORING SUMMARY

			Plays	TOP	Score
USU 1st	11:02	WARREN, Jaylen 86 yd run (COLES, Connor kick blocked)	1-86	0:13	0-6
FS 1st	04:46	CROPPER, Jalen 9 yd pass from HAENER, Jake (SILVA, Cesar kick)	13-75	6:10	7-6
USU 1st	04:33	SCARVER, Savon 94 yd kickoff return (COLES, Connor kick)			7-13
FS 2nd	12:27	CROPPER, Jalen 59 yd pass from HAENER, Jake (SILVA, Cesar kick)	4-96	1:27	14-13
FS 2nd	05:41	KELLY, Josh 71 yd pass from HAENER, Jake (SILVA, Cesar kick)	4-85	1:20	21-13
USU 2nd	01:59	COLES, Connor 38 yd field goal			21-16
FS 2nd	00:34	RIVERS, Ronnie 4 yd run (SILVA, Cesar kick)	7-74	1:20	28-16
FS 4th	05:21	CROPPER, Jalen 44 yd pass from HAENER, Jake (SILVA, Cesar kick)	7-72	3:12	35-16

TEAM STATS

	Fresno St.	UNLV
First Downs	22	19
Rushing Att-Yards	36-243	46-242
Passing Cmp-Att-Yds	20-35-244	15-31-160
Total Plays-Yards	71-487	77-402
Fumbles-Lost	1-1	1-1
Penalties-Yards	8-65	5-40
Punts-Yards	5-184	4-161
Average	36.8	40.2
Net	29.2	40.2
Punt Returns (#-Yds-TD)	0-0	2-18
Kickoff Returns (#-Yds-TD)	5-98	8-152
Interceptions-Yards-TD	2-18-0	0-0-0
Fumble Ret-Yards-TD	1-0-0	0-0-0
Time of Possession	29:35	30:25
3rd Downs	4-12	11-20
4th Downs	1-1	2-2
Sacks By	6-31	4-28

INDIVIDUAL LEADERS

Rushing (att-yds-TD):
USU - Warren (9-136-1)
FS - Rivers (25-132-1)
Passing (cmp-att-int-yds-TD):
USU - Shelley (9-24-0-144-0)
FS - Haener (29-38-1-422-4)
Receiving Yards (no-yds-TD):
USU - Thopkins (3-92-0)
FS - Cropper (10-202-3)
Defense (ST-AT-TT-TFL-Sack):
USU - Vongphachanh (5-4-9-0.5-0)
FS - Williams (3-4-7-0.5-0)
Interceptions (no-yds-TD):
USU - Bond (1-11-0)
FS - N/A

LOGAN, Utah – One big play after another. That was the story on Saturday afternoon as Fresno State left Maverik Stadium with its third-straight win, a 35-16 victory over Utah State.



The home team may have had two big plays before the Bulldogs got going but Fresno State quarterback Jake Haener wouldn't let those be the last of the game. The redshirt junior quarterback tossed a career-high 422 yards and four touchdowns, passing at a clip of 76.3 percent (29-of-38). It was the most passing yards by a Fresno State quarterback since Derek Carr's 2013 Mountain West championship game performance. Fifteen of Haener's completions were 10 or more yards, including touchdown throws of 44, 59 and 71 yards.

While Josh Kelly may have caught the longest pass from Haener (71 yards), it was Jalen Cropper who Haener looked to time and time again. Cropper hauled in 10 receptions for 202 yards and three touchdowns. It was the most receiving yards by a Bulldog since Davante Adams had 264 yards on Nov. 29, 2013.

Possibly overshadowed by the aerial show was the work of Ronnie Rivers who churned out 183 yards of offense on 31 touches (132 yards rushing, 51 yards receiving). The all-purpose back also scored a touchdown for the 12th straight game, the longest active streak in the NCAA.

Fresno State's defense also locked in following the Aggies' early scores, holding USU to three points and 257 yards over the final 49 minutes of the game. A week after piling up six sacks at UNLV, the 'Dogs racked up six more without the services of Kwami Jones, the league's sack leader. Kevin Atkins led the team with 2.0 on the day.

How It Happened

Utah State became the first team to score before the Bulldogs could this season, scoring one play after an interception using an 86-yard run from Jaylen Warren. Evan Williams blocked the point after try.

The Bulldogs answered with a methodical 13-play drive. Haener capitalized on a fourth-and-4 red zone conversion to tight end Rory Hanson, then found Cropper on the edge for a 9-yard score to go up 7-6. That advantage quickly disappeared behind a 94-yard kickoff return from the Aggies' special teams ace, Savon Scarver.

Fresno State regained the lead, 14-13, early in the second quarter and never trailed again. A 28-yard run from Rivers deep in the Bulldogs' territory gave the 'Dogs some breathing room. Two plays later, Haener connected with Cropper for a 59-yard touchdown to cap a quick four-play, 96-yard drive over just one minute, 27 seconds.

With less than six minutes remaining in the half, Haener bested what was his career-long pass earlier to Cropper, linking up with Josh Kelly along the sideline for 71 yards. The redshirt freshman receiver stayed in bounds and broke free from the defense, racing into the end zone for his first career touchdown.

Utah State countered on the ensuing drive, netting a 38-yard field goal with 1:59 on the clock to cut the Bulldogs' lead to five at 21-16. That was enough time for Fresno State to tack on seven more points as Haener completed five-straight passes to quickly move the 'Dogs 70 yards down the field. Rivers finished off the drive with a 4-yard run up the middle to give the Bulldogs a 28-16 advantage at the half.

After the defenses took over for much of the second half, the Bulldogs' offense could not be contained for the entirety of it like the Aggies were. The big-play connection of Haener and Cropper appeared once again in the fourth quarter as the Bulldogs' signal caller found the receiver in stride over the top of the Aggie defense for his third receiving touchdown of the game, a 44-yard score to give the 'Dogs the final result, 35-16.



Game #5

Fresno State at Nevada

Dec. 5, 2020 • Mackay Stadium • Reno, Nevada

SCORE BY QUARTERS	1	2	3	4	OT	FINAL
Fresno State	7	13	0	6	-	26
Nevada	17	7	0	13	-	37

SCORING SUMMARY

			Plays	TOP	Score
NEV 1st	11:34	TALTON, Brandon 49 yd field goal	7-38	3:26	0-3
FS 1st	08:05	KELLY, Josh 9 yd run (DALENA, Mac kick)	8-77	3:23	7-3
NEV 1st	05:12	TURNER, Cole 5 yd pass from STRONG, Carson (TALTON, Brandon kick)	4-40	1:00	7-10
NEV 1st	03:30	TURNER, Cole 2 yd pass from STRONG, Carson (TALTON, Brandon kick)	3-21	1:19	7-17
FS 2nd	12:03	HAENER, Jake 3 yd run (DALENA, Mac kick)	16-75	6:27	14-17
NEV 2nd	09:14	HORTON, Tory 17 yd pass from STRONG, Carson (TALTON, Brandon kick)	6-59	2:43	14-24
FS 2nd	01:32	WHEATFALL, K. 19 yd pass from HAENER, Jake (DALENA, Mac kick failed)	4-58	1:00	20-24
NEV 4th	13:42	HORTON, Tory 85 yd pass from STRONG, Carson (TALTON, Brandon kick failed)	3-85	0:57	20-30
NEV 4th	05:32	HORTON, Tory 32 yd pass from STRONG, Carson (TALTON, Brandon kick)	5-65	2:40	20-37
FS 4th	01:39	POPE, Zane 21 yd pass from HAENER, Jake (DALENA, Mac kick failed)	12-75	3:53	26-37

TEAM STATS

	Fresno St.	Nevada
First Downs	30	14
Rushing Att-Yards	40-114	22-62
Passing Cmp-Att-Yds	41-65-485	23-39-354
Total Plays-Yards	105-599	61-416
Fumbles-Lost	3-2	2-1
Penalties-Yards	4-33	5-47
Punts-Yards	3-72	5-190
Average	24.0	38.0
Net	22.7	37.0
Punt Returns (#-Yds-TD)	1-5-0	1-4-0
Kickoff Returns (#-Yds-TD)	3-61-0	4-74-0
Interceptions-Yards-TD	2-36-0	0-0-0
Fumble Ret-Yards-TD	0-0-0	0-0-0
Time of Possession	35:01	24:59
3rd Downs	9-21	6-14
4th Downs	3-7	1-1
Sacks By	2-20	2-20

INDIVIDUAL LEADERS

Rushing (att-yds-TD):

FS - Rivers (14-69-0)
NEV - Taua (11-39-0)

Passing (cmp-att-int-yds-TD):

FS - Haener (41-65-0-485-2)
NEV - Strong (23-39-2-354-5)

Receiving Yards (no-yds-TD):

FS - Wheatfall (6-113-1)
NEV - Horton (5-148-3)

Defense (ST-AT-TF-TFL-Sack):


FS - Bailey (6-1-7-0-0)
NEV - Lee (10-1-11-1-0-0)

Interceptions (no-yds-TD):

FS - Lux (1-24-0), Free (1-12-0)
NEV - N/A

RENO, Nev. – Fresno State fought until the clock ran out but it wasn't enough as Nevada won 37-26 on a frigid Saturday night at Mackay Stadium.

Jake Haener had a career night for the 'Dogs, throwing for the third-most pass completions (41) and attempts (65) in program history. The junior quarterback accounted for three touchdowns and totaled 502 yards (485 passing/17 rushing) which tied David Carr for the fifth-most ever by a Bulldog in a single game. Keric Wheatfall (113) and Jalen Cropper (107) each surpassed the 100-yard mark in receiving yards while Zane Pope, in his first game this season, finished four yards shy of the mark with 96. Wheatfall and Pope's marks were both career highs.



Ronnie Rivers' NCAA-best streak of scoring in 12-straight games came to a close. He finished with 69 yards rushing and 38 yards receiving on a career-best nine catches.

Fresno State's defense produced three turnovers compared to Nevada's two. Wylan Free and Bralyn Lux each recorded their first interceptions of the season, and it was the first time this season Nevada quarterback Carson Strong threw multiple picks in a game. He entered the contest with two interceptions on the year.

The Bulldogs outgained the Wolf Pack 599-416 in total offense on 105 total plays to Nevada's 61.

How It Happened

Nevada scored first, on its opening possession, connecting on a 49-yard field goal but the Bulldog offense quickly responded. A 27-yard reception from Cropper and a 17-yard catch from Rivers on Fresno State's first drive moved the ball down inside the 10-yard line. Josh Kelly finished the drive with a 9-yard rushing touchdown to put the 'Dogs up 7-3.

With a depleted special teams unit, the Bulldogs saw miscues on their punt team on their next two possessions. A fumbled snap on a punt attempt, followed by a punt blocked, led to two short fields and 14 unanswered points for the Wolf Pack.

Fresno State's offense settled back into the game with a 16-play scoring drive. Twice on the possession it was Haener using his legs to come up with big plays, first on a 12-yard scramble on third-and-7 to get the 'Dogs into the red zone, and then again on fourth-and-goal from the 3-yard line as he dove just inside the pylon to pull Fresno State back to within seven, 17-10.

The Wolf Pack quickly responded going 59 yards in under three minutes to double its lead. With under two-and-a-half minutes left in the half, Haener went back to work under center. The signal caller first found Pope in an open pocket along the sideline for a 31-yard gain. Haener then found Wheatfall down the seam for a 19-yard score to pull within six at the half, 24-20.

The first 16 minutes of the second half saw three turnovers, two claimed by Fresno State, a fourth-down stop by Nevada and Rivers rushing for a long touchdown on third down which was negated by a penalty. It was the last play of the night for the Bulldog back as he left the game with an apparent injury.

Following an interception from Lux late in the third quarter, Haener guided the 'Dogs back into the red zone as time expired on the third quarter. Upon the start of the final frame, Nevada stopped Fresno State's bid to regain the lead on fourth-and-goal from the 4-yard-line to remain ahead 24-20. The Wolf Pack capitalized on the turnover over on downs in just three plays, the last being an 85-yard touchdown reception, and never looked back.

Nevada scored once more through the air to put the game out of reach before the 'Dogs scored once more late.