2022 NEW MEXICO BASEBALL
GAME NOTES

ALMA SOLIS | ASSISTANT DIRECTOR OF ATHLETIC COMMUNICATIONS | ALMASOLIS@UNM.EDU | CELL: 210-683-1386

MW CHAMPION '00, '12, '13, '14, '17 | MW TOURNAMENT CHAMPION '11, '12, '16

2022 | SCHEDULE AND RESULTS

Overall Record: 12-13
MW Record: 5-4
Home Record: 6-2
Road Record: 6-7
Neutral Record: 0-4
Streak: W3

Date	Opponent	Location	Time/Result
2/18	!No. 11 Oregon State	Surprise, Ariz.	L, 3-23
2/18	!Gonzaga	Surprise, Ariz.	L, 2-3
2/19	!Gonzaga	Surprise, Ariz.	L, 2-12
2/20	!No. 11 Oregon State	Surprise, Ariz.	L, 3-13
2/25	**Holy Cross**	**Santa Ana Star Field**	**W, 13-4**
2/26	**Holy Cross (DH-G1)**	**Santa Ana Star Field**	**L, 5-7**
2/26	**Holy Cross (DH-G2)**	**Santa Ana Star Field**	**W, 7-6**
2/27	**Holy Cross**	**Santa Ana Star Field**	**W, 7-2**
3/4	*San Jose State	San Jose, Calif.	W, 5-0
3/5	*San Jose State	San Jose, Calif.	L, 1-3
3/6	*San Jose State	San Jose, Calif.	L, 2-4
3/8	No. 16 Arizona	Tucson, Ariz.	L, 5-12
3/11	***Fresno State**	**Santa Ana Star Field**	**W, 7-5**
3/12	***Fresno State**	**Santa Ana Star Field**	**L, 3-12**
3/13	***Fresno State**	**Santa Ana Star Field**	**W, 9-8 (11)**
3/15	No. 17 Texas Tech	Lubbock, Texas	L, 2-28
3/16	No. 17 Texas Tech	Lubbock, Texas	L, 5-11
3/18	Wichita State	Wichita, Kan.	W, 4-0
3/19	Wichita State	Wichita, Kan.	W, 12-9
3/20	Wichita State	Wichita, Kan.	L, 7-13
3/23	**No. 11 Arizona**	**Santa Ana Star Field**	**W, 12-7**
3/25	*Air Force	Colorado Springs, Colo.	L, 2-17
3/26	*Air Force	Colorado Springs, Colo.	W, 11-5
3/27	*Air Force	Colorado Springs, Colo.	W, 12-7
3/29	New Mexico State	Las Cruces, N.M.	W, 19-2
4/1	***UNLV**	**Santa Ana Star Field**	**6 p.m.**
4/2	***UNLV**	**Santa Ana Star Field**	**6 p.m.**
4/3	***UNLV**	**Santa Ana Star Field**	**12 p.m.**
4/5	New Mexico State	Las Cruces, N.M.	6 p.m.
4/8	Fresno State	Fresno, Calif.	7:05 p.m.
4/9	Fresno State	Fresno, Calif.	7:05 p.m.
4/10	Fresno State	Fresno, Calif.	2:05 p.m.
4/14	***San Diego State**	**Santa Ana Star Field**	**6 p.m.**
4/15	***San Diego State**	**Santa Ana Star Field**	**6 p.m.**
4/16	***San Diego State**	**Santa Ana Star Field**	**12 p.m.**
4/18	**Texas Tech**	**Santa Ana Star Field**	**6 p.m.**
4/19	**Texas Tech**	**Santa Ana Star Field**	**12 p.m.**
4/22	UNLV	Las Vegas	7:05 p.m.
4/23	UNLV	Las Vegas	2:05 p.m.
4/23	UNLV	Las Vegas	12:05 p.m.
4/26	**GCU**	**Santa Ana Star Field**	**6 p.m.**
4/29	***San Jose State**	**Santa Ana Star Field**	**6 p.m.**
4/30	***San Jose State**	**Santa Ana Star Field**	**6 p.m.**
5/1	***San Jose State**	**Santa Ana Star Field**	**12 p.m.**
5/6	*Nevada	Reno, Nev	7 p.m.
5/7	*Nevada	Reno, Nev	7 p.m.
5/8	*Nevada	Reno, Nev.	1 p.m.
5/10	**New Mexico State**	**Santa Ana Star Field**	**6 p.m.**
5/13	California	Berkeley, Calif.	6:05 p.m.
5/14	California	Berkeley, Calif.	4:05 p.m.
5/15	California	Berkeley, Calif.	2:05 p.m.
5/17	**New Mexico State**	**Santa Ana Star Field**	**6 p.m.**
5/19	***Air Force**	**Santa Ana Star Field**	**6 p.m.**
5/20	***Air Force**	**Santa Ana Star Field**	**6 p.m.**
5/21	***Air Force**	**Santa Ana Star Field**	**12 p.m.**
5/26-28	**MW Tournament**	**San Diego, Calif.**	**TBA**
6/3-6/6	**NCAA Regionals**	**TBA**	**TBA**
6/10-6/13	**NCAA Supers**	**TBA**	**TBA**
6/17-27	**NCAA CWS**	**Omaha, Neb.**	**TBA**

! - College Baseball Classic (Surprize, Ariz.) * - Mountain West Game
BOLD - Home Game **BOLD** - Postseason Play

THE SLATE

Game Information
Game Number: 26
Dates: 4/1-4/3
Location: ..... Albuquerque, NM
Venue: ..... Santa Ana Star Field

Series History
Overall: 84-95
Home: 42-26
Current Streak: L3
First Meeting: ..... 3/3/1978 | W, 5-4
Last Meeting: ..... 3/7/2021 | L, 0-1 (11)

Broadcast Information
Live Stream: ..... golobos.com/watch
Live Stats: ..... golobos.com/BSBstats
Radio Stream: ..... golobos.com/bsbradio
Play-by-Play Announcer: ..... Rob Portnoy

NEW MEXICO LOBOS
Record (MW)
12-13 (5-4 MW)

Head Coach ..... Tod Brown
Alma Mater, Yr. ..... Arizona, 1994
Record at UNM ..... 12-13 (1st year)
Career Record ..... 353-363 (15 years)

UNLV Aggies
Record (MW)
16-9 (8-1 MW)

Head Coach ..... Stan Stolte
Alma Mater, Yr. ..... St. Ambrose, 1984
Record at UNLV 150-154 (7th)
Career Record ..... Same

LOBOS NOTES

THE MATCHUP
The Lobos are set to host the MW leader UNLV for a three-game series this Friday through Sunday, April 1-3. First pitch for Friday and Saturday is set for 6 p.m. (MT), while Sunday is set for noon.
Although the teams faced off in Las Vegas last season, this is the Lobos' first time hosting UNLV since the 2019 season (May 11-12). New Mexico was set to host the Rebels last season but the series was canceled due to positive COVID tests in UNLV's program.

LAST FEW GAMES FOR THE LOBOS
- The Lobos are coming off an explosive 19-2 win over in-state rival New Mexico State on Tuesday, March 29, in the first of four Rio Grande Rivalry matchups scheduled this season.
- Matt Haley turned in his best start yet as he fanned eight batters and allowed just two runs on five hits in six innings pitched. All 14 Lobo batters reached base at least once, seven of them having multi-hit games. Kyle Landers had three hits on the night, all three of them being doubles. Cole Posey went 3-for-5, hitting a home run for his second game in a row.
- Last weekend, New Mexico took two out of three games at Air Force on March 25-27.
- The Lobos fell in game one on March 25 by a score of 17-2, but bounced back to take games two and three by final scores of 11-5 and 12-7.
- Pitching picked up in games two and three. Brett Russell turned in his best start yet as he allowed no runs on just three hits and fanned three in 5.2 innings

PROBABLE PITCHING MATCHUPS

Game One (4/1/22, 6 p.m. MT)
RHP Riley Egloff (Jr.) (4-1, 3.97 ERA) vs. RHP Josh Ibarra (Sr.) (3-0, 3.16 ERA)

Game Two (4/2/22, 6 p.m. MT)
RHP Brett Russell (So.) (1-3, 4.34 ERA) vs. RHP Noah Beal (So.) (4-0, 5.82 ERA)

Game Three (4/3/22, 12 p.m. MT)
RHP Tristin Lively (Jr.) (1-2, 9.13 ERA) vs. LHP Noah Mattera (So.) (3-0, 6.12 ERA)

UNIVERSITY OF NEW MEXICO 2022 BASEBALL

UNIVERSITY OF NEW MEXICO

Location ..... Albuquerque, N.M.
Founded ..... 1889 by Territorial Legislature
Enrollment 22,225
Nickname ..... Lobos
Colors ..... Cherry (PMS 200) & Silver (PMS Cool Gray 6)
Conference ..... Mountain West Conference
National Affiliation ..... NCAA Division I
President ..... Dr. Garnett Stokes
Director of Athletics ..... Eddie Nuñez
Faculty Representative ..... Karen Gaudreault, Ph. D.

FACILITY INFORMATION

Home Field ..... Santa Ana Star Field
Capacity 1,000
Dimensions ..... 338 (LF); 420 (CF); 338 (RF)
..... 408 (LC); 408 (RC)

PROGRAM HISTORY

First Season 1899
Overall Record ..... 1,882-1,707-17 (.525)
Overall Mountain West Record ..... 327-248-2 (.578)
Years in NCAA Postseason .. 6 (1962, 2010, '11, '12, '13, '16)
Conference Titles ..... 7 (1962, 2000, '11, '12, '13, '14, '17)
Conference Tournament Titles ..... 3 (2011, '12, '16)

TEAM INFORMATION

2020 Overall Record 16-25-0
2020 Mountain West Record (Finish) 10-17-0
2020 Home Record 9-6-0
2020 Away Record 6-16-0
2020 Neutral Record 1-3-0
2021 Pitchers Returning / Lost ..... 14 / 5
2021 Letterwinners Returning / Lost ..... 20 / 11
2021 Newcomers 18

COACHING STAFF

Head Coach ..... Tod Brown
Phone ..... (505) 925-5720
Email ..... todbrown21@unm.edu
Years at UNM ..... 1st season
Record at UNM ..... 21-13 (1st yr)
Overall Record ..... 353-363 (14 yrs.)

Pitching Coach ..... Michael Lopez
Phone ..... (505) 925-5720
Email ..... mlopez41@unm.edu
Years at UNM ..... 1st season

Asst. Coach/Recruiting Coordinator ..... Jon Coyne
Phone ..... (505) 925-5720
Email ..... coynej@unm.edu
Years at UNM ..... 4th season

Volunteer Assistant Coach ..... Billy Barker
Years at UNM ..... 1st season

Athletic Trainer ..... Robert Rimorin
Student Manager. ..... Kayd Patterson
Volunteer Ops Assistant ..... Dominic Romero

MULTIMEDIA INFORMATION

Athletics Website ..... www.GoLobos.com
Main University Web Site ..... www.unm.edu
Conference Web Site ..... www.TheMW.com
Facebook ..... www.facebook.com/NewMexicoLobos
Twitter ..... @UNMLobos
Baseball Twitter & Instagram ..... @UNMLoboBaseball
Baseball Facebook ..... /UNMLobosBaseball

MEDIA RELATIONS

Baseball Contact ..... Alma Solis
Cell Phone (Preferred) 210-683-1386
Email ..... almasolis@unm.edu
Address: .....
Department of Athletics
Colleen J. Maloof Administration Building
MSC04 2680
1 University of New Mexico
Albuquerque, NM 87131-0001

» Five Mountain West Regular Season Championships «
» 2000, 2012, 2013, 2014, 2017 «

» Three Mountain West Tournament Championships «
» 2011, 2012, 2016 «

» Six NCAA Regional Appearances «
» 1962, 2010, 2011, 2012, 2013, 2016 «

UNIVERSITY OF NEW MEXICO 2022 BASEBALL

THE WEEK AHEAD

Monday	Tuesday	Wednesday	Thursday	Friday	Saturday	Sunday
28	29 at New Mexico State | W, 19-2 Presley Askew Field Las Cruces, N.M.	30	31	1 VS. UNLV | 6 PM MT SANTA ANA STAR FIELD ALBUQUERQUE, NM	2 VS. UNLV | 6 PM MT SANTA ANA STAR FIELD ALBUQUERQUE, NM	3 VS. UNLV | 12 PM MT SANTA ANA STAR FIELD ALBUQUERQUE, NM

HOW NM STACKS UP IN THE MW

Team Rankings (2022)

Category	Stat	Rank
Batting Average	.283	3rd
Slugging Percentage	.467	2nd
On-Base Percentage	.372	4th
Runs Scored	158	4th
Hits	248	4th
Runs Batted In.	145	4th
Doubles	58	2nd
Triples	14	1st
Home Runs	25	T3rd
Total Bases	409	2nd
Earned Run Average	7.41	6th
Opponent Batting Average	.332	7th
Innings Pitched	215.0	T3rd
Batters Struck Out	167	6th
Saves	5	3rd
Hits Allowed	302	7th
Runs Allowed	209	6th
Earned Runs Allowed	177	6th
Fielding Percentage	.962	7th
Errors	36	7th
Fielding Double Plays	32	1st

Individual Rankings (2022)

Category	Player	Stat	Rank
Batting Avg.	Jeffrey David	.343	12th
Slugging %	Lenny Junior Ashby	.633	5th
On-Base %	David	.418	15th
Runs Scored	Jeffrey David	19	T12th
Hits	David.	35	T8th
Runs Batted In	Ashby	24	5th
Doubles	David, Kyle Landers	9	T5th
Triples	Willie Cano	3	T1st
Home Runs	Ashby	7	4th
Total Bases	Ashby	62	2nd
Earned Run Avg.	Riley Egloff	3.97	6th
Opp. Batting Avg.	Egloff	.261	7th
Innings Pitched	Egloff	34.0	2nd
Batters Struck Out	Egloff	32	T3rd
Wins	Egloff	4	2nd
Saves	Brian McBroom	3	T3rd

2021 MW PLAYERS OF THE WEEK

Week 1 (Feb.21)
Player - Nevada: Joshua Zamora
Pitcher - FS: Ixan Henderson
Freshman - SDSU: Alex Rodriguez

Week 2 (Feb. 28)
Player - SJSU: Hunter Dorraugh
Pitcher - SDSU: TJ Fondtain
Freshman - UNLV: Gianni Horvat

Week 3 (March 7)
Player - UNLV: Edarian Williams
Pitcher - FS: Ixan Henderson
Freshman - SDSU: Tyler Glowacki

Week 4
PLAYER - UNM: LENNY JUNIOR ASHBY
Pitcher - UNLV: Conner Woods
Freshman - UNLV: Santino Panaro

Week 5
Player - SJSU: Hunter Dorraugh
PITCHER - UNM: RILEY EGLOFF
Freshman - UNLV: Braden Murphy

Week 6
Player - UNLV: Diego Alarcon
Pitcher - FS: Roman Angelo
Freshman - UNLV: Santino Panaro

Week 7

Week 8

Week 9

Week 10

Week 11

Week 12

Week 13

Week 14

Week 15

MW STANDINGS

2022 Standings (Mountain West Conference)

Team	MWC	Pct.	Overall	Pct.	Streak
UNLV	8-1	.889	16-9	.640	W2
Fresno State	6-3	.667	12-12	.500	W3
Nevada	5-3	.625	11-12	.478	L2
NEW MEXICO	5-4	.556	12-13	.480	W3
San José State	6-6	.500	14-12	.538	L1
Air Force	2-6	.250	8-14	.364	L2
San Diego State	0-9	.000	5-19	.208	L4

The Conference Weekend Slate

Friday, April 1
San José State at USC | 6 p.m. PT
UNLV AT NEW MEXICO | 6 P.M. MT
San Diego State at Nevada | 6 p.m. PT
Air Force at Fresno State | 6:05 p.m. PT

Saturday, April 2
San José State at USC | 2 p.m. PT
San Diego State at Nevada | 6 p.m. PT
UNLV AT NEW MEXICO | 6 P.M. MT
Air Force at Fresno State | 6:05 p.m. PT

Sunday, April 3
UNLV AT NEW MEXICO | NOON MT
San José State at USC | 1 p.m. PT
San Diego State at Nevada | 1 p.m. PT
Air Force at Fresno State | 1:05 p.m. PT

INSIDE THE TEAM MATCHUPS

General

New Mexico		UNLV
12-13	Record	16-9

Hitting

.283	Batting Avg.	.317
158	Runs	208
58	2Bs	67
14	3Bs	13
25	HRs	28
145	RBIs	191
.467	SLG%	.510
.372	On-Base%	.413
11	Sacrifice Flies	12
8	Sacrifice Hits	2
10-13	SB-SBA	22-25

Defense

645	Putouts	672
266	Assists	240
36	Errors	34
.962	FLD%	.964

Pitching

7.41	ERA	5.83
5	Saves	7
215.0	Innings Pitched	224.0
301	Hits Allowed	279
209	Runs Allowed	173
177	Earned Runs Allowed	145
106	Walks	73
167	Strikeouts	192
61	2Bs Allowed	65
8	3Bs Allowed	5
23	HRs Allowed	33
.330	Batting Avg. Against	.304

pitched to earn his first win in Saturday's matchup. Tristin Lively earned his first win of the season and Aaron Makil earned his first save of the season as he allowed no runs on three hits to shut down the Falcons in the final 3.1 innings pitched.

- The Lobos saw the ball well at the academy as Braydon Runion launched two home runs in the series, for his fourth and fifth of the season. Jeffrey David had an outstanding 5-for-5 day at the plate, with three runs, two RBI, two doubles and a triple, in Sunday's series finale. Lenny Junior Ashby also launched his seventh home run of the season in Saturday's game.

SCOUTING THE REBELS

- UNLV holds the 95-84 over New Mexico in the all-time series, but the Lobos have a winning 42-26 record on their home field.
- The Rebels and Lobos first faced off in 1978, when New Mexico took a 5-4 victory.
- The squads last met on March 7, 2021, when the Lobos fell, 1-0, to the Rebels in 11 innings.
- UNLV has a 16-9 record (8-1 in MW) so far this season, after defeating Arizona State by a score of 11-10 on Tuesday and taking two games of a three-game series against San Jose State last weekend.
- The Rebels' Diego Alarcon was named MW Player of The Week and Santino Panaro was named Freshman of the Week. UNLV has earned at least one weekly award every week except the first of the season.
- UNLV was picked to finish second in the conference with 29 total points and one first-place vote.
- The Rebels have the best batting average (.317) in the conference and the most hits (292) and most runs (208).

THE FIGHT IN THE DOG PREVAILS

- After the Lobos lost the first game at Arizona (then-No. 16) on March 8 by a final score of 12-5, New Mexico got its revenge as the team defeated No. 11 Arizona by taking down the Wildcats 12-7.
- In the March 8 matchup, the Lobos actually led the Wildcats through the first six innings, until the 'Cats exploded for eight runs in the bottom of the seventh and the Lobos were unable to come back from the deficit.
- New Mexico processed and developed its' game through the next few weeks to face Arizona on the Lobos' home turf at Santa Ana Star Field.
- The score and lead jumped back and forth through the first two innings, but then the Lobos had an offensive explosion for six runs in the bottom of the fourth.
- Lobo relief pitching came in clutch as the five pitchers to get some innings of relief allowed only two runs through the final six innings.
- Justin Still had a very impressive outing as he came in the sixth with no outs and the bases loaded, shutting down the next three batters on three straight strikeouts.
- Will Armbruester notched his first save of the season as he pitched the final three innings, keeping the power-hitting Wildcats to no runs on just three hits.

- Offensively, Lance Russell led the 'Bos with a 4-for-6 outing with two runs and two RBI, hitting a single, a double and his first home run of the season. He was just a triple short of the cycle in his outstanding day at the plate.
- Justin Olson launched a grand slam in the Lobos' big six-run fourth inning, his first home run in the Lobo uniform. His grand slam was the first Lobo grand slam since Carl Stajduhar vs. San Diego State on May 26, 2017. Nearly five years since the last time it happened.

SUNNY SIDE UP

- Riley Egloff was named the MW Pitcher of the Week on March 21 after a career outing against Wichita State on March 18.
- Egloff turned in his best outing in the Lobo uniform against the Shockers, shutting down Wichita State in a career-high eight innings while fanning a career-high nine batters, allowing just four hits for no runs.
- The Littleton, Colo., native has earned his spot as New Mexico's Friday ace, spotting a 3.97 ERA and 4-1 record in six starts this season.

TOUCH 'EM ALL ASHBY

- Lenny Junior Ashby leads the Lobos with seven home runs this season.
- The Oranjestad, Aruba, native was named the MW Player of the Week on March 14 after hitting three jacks and a double for a .444 batting average the week of March 7.
- Not only is Ashby a power hitter, he's also the Lobos' RBI leader with 24 so far. He has 33 hits, including 14 for extra bases (six doubles, one triple and seven home runs).
- Overall, he has a .343 batting average with 18 runs, 13 walks and 37 putouts, starting all 25 games in left field.

END OF GAME CLEANUP

- Brian McBroom, a transfer from Howard College, has established himself as the Lobos' key closer through the first month of the season.
- In eight appearances, McBroom holds a 1-0 record and has notched three saves.
- The Oakley, Calif., native has pitched 21.2 innings and struck out 19 batters during that time. He holds opponents to a .287 batting average.
- He earned his first save against Holy Cross on Feb. 25, after going 4.0 innings and allowing two runs on three hits while striking out two.
- McBroom notched his second save against Fresno State on March 11, keeping the Bulldogs scoreless on three hits while fanning one in three innings.
- Two days later, he earned his first win of the season on March 13 against Fresno State as he had a 2.2 inning outing, allowing one run on four hits and fanning four.
- His most dominant outing came in the Lobos' 4-0 shutout win of Wichita State on March 18. He pitched the final inning of the shutout, fanning three straight batters swinging for a perfect three up-three down inning.
- McBroom's third save came on the 12-9 win over Wichita State on March 19 in which he pitched the final three

D1 BASEBALL TOP-25 POLL (RELEASED ON MARCH 28)

RANK	SCHOOL	LAST POLL
1	Tennessee	5
2	Arkansas	3
3	Oregon State	6
4	Virginia	10
5	Florida State	7
6	Oklahoma State	9
7	Texas Tech	16
8	Texas	2
9	Vanderbilt	4
10	Ole Miss	1
11	Louisville	18
12	TCU	19
13	LSU	21
14	Florida	8
15	Arizona	11
16	Notre Dame	12
17	Miami	NR
18	North Carolina	13
19	Dallas Baptist	NR
20	Texas State	20
21	Oregon	NR
22	Georgia Tech	14
23	Georgia	17
24	Gonzaga	23
25	Connecticut	25

BASEBALL AMERICA TOP-25 POLL (RELEASED ON MARCH 28)

RANK	SCHOOL	LAST POLL
1.	Tennessee	7
2.	Oregon State	2
3.	Virginia	4
4.	Arkansas	6
5.	Florida State	8
6.	Oklahoma State	10
7.	Texas Tech	23
8.	Louisville	15
9.	Ole Miss	8
10.	Texas	3
11.	Vanderbilt	5
12.	Arizona	12
13.	Miami	24
14.	Notre Dame	11
15.	North Carolina	14
16.	Florida	9
17.	Gonzaga	19
18.	Dallas Baptist	NR
19.	Texas State	22
20.	Oregon	NR
21.	LSU	NR
22.	Liberty	13
23.	Charlotte	23
24.	Stanford	18
25.	Maryland	21

innings and allowed two runs on three hits while striking out three to ensure the series win.

AROUND THE CONFERENCE
- With 14 triples and .56 average per game so far, New Mexico leads the conference.
- With six starts on the season, Riley Egloff, Brett Russell and Tristin Lively are tied for first with 10 other pitchers in the conference for most starts.
- With three triples, Willie Cano is tied for first in the conference with three others.
- With two shutouts, New Mexico is also tied for the conference lead in that category.

SEEING DOUBLE
- The Lobos lead the nation in turning double plays with 32 DP's this season, averaging a nation-leading 1.28 double plays turned per game.
- The middle infield consists of either Kamron Willman or Chase Weissenborn at short and Cole Posey or Lance Russell at second base. All together, the four of them account for 181 assists and 90 putouts.

DONT RUN ON THE 'BOS
- Catcher Cody Holtz threw out three Spartans runners trying to steal second base in the conference-opening San Jose State series. He threw out another against Fresno State.
- Johnny (Shane) Podsednik has thrown three out this season, one vs Holy Cross, one at Holy Cross and one at Air Force.
- The Lobos have caught eight stealing so far this season.

A BROWN NEW ERA
- In July of 2021, Tod Brown was hired as the Lobos new head coach to fill the role of 14-year former UNM coach Ray Birmingham, who retired at the conclusion of the 2021 season.
- A native of Arizona, Brown returns home to the southwest after spending the past 14 years as North Dakota State's head coach, earning a 341-350 record during that time

LANDERS ON BOBBY BRAGAN WATCH LIST
- Senior first baseman/designated hitter Kyle Landers was named to the Bobby Bragan Collegiate Slugger Award Watch List prior to the start of the season.
- He held a .293 batting average with 11 doubles, a triple and a homerun for a .467 slugging percentage last season (2021).
- He was the conference batting champ with a .417 batting average and .567 slugging percentage in the shortened 2020 season.

SOMETHING TO PROVE
- Coming off a 16-25 record, the Lobos finished sixth in the conference last season, preceding only San Jose State
- The squad was voted to finish sixth in the preseason conference poll
- With an almost completely new coaching staff and roster, the Lobos are hoping to turn things around

NEW KIDS ON THE BLOCK
- New Mexico's 2022 squad includes 18 newcomers – three DI transfers, 12 JUCO transfers, and three true freshmen.
- Kamron Willman (K-State transfer) has been an asset in the middle infield for the Lobos. At short, he has 23 putouts and 40 assists.
- Lenny Junior Ashby (Odessa College transfer) leads the Lobos with seven homeruns and 24 RBI, starting in all 25 games.
- Jeffrey David (Dallas Baptist transfer) is the only Lobo to start in all 25 games. He leads the team with 35 hits, 21 runs scored and a .343 batting average.
- Owen Loesch (Seminole State JC transfer) and Brian McBroom (Howard College transfer) have been assets out of the bullpen for New Mexico, combining for 31.2 innings and 26 strikeouts.

LIVELY UP THE PLACE
- Tristin Lively was named to the nine-player Preseason All-Mountain West team on February 10. The all-conference team is voted on by coaches around the league.
- Lively has the second-best ERA of returning starting pitchers for the Lobos (4.59 ERA in the spring of 2021.
- In 33.1 innings of work last season, he struck out 36 batters and held opponents to a .186 batting average.

I'M THE CAPTAIN NOW
- Prior to the start of the season, the 2022 squad voted on the team captains.
- The captains were selected solely by the student-athletes.
- Newcomers Kamron Willman and Cody Holtz, along with returner Adam Schneider, were named the 2022 team captains

ON DECK
The squad heads back down south to Las Cruces, N.M., on Tuesday, April 5, to face in-state rival New Mexico State for take two of the Rio Grande Rivalry. First pitch is set for 6 p.m. (MT) at Presley Askew Field.

UNIVERSITY OF NEW MEXICO 2022 BASEBALL

LAST TIME IT HAPPENED

HITTING (Individual)

Grand slam: Justin Olson vs. No. 11 Arizona, 3/23/22
Hit for the cycle: Danny Collier vs. Air Force., 3/24/18
Five hits: Jeffrey David at Air Force, 3/27/22
Six hits: Carl Stajduhar vs. Fresno St., 4/9/16
Eight at bats: Josh Mader vs. Air Force, 5/2/03
Four runs: Justin Watari vs. UNLV, 5/11/19
Five runs: Carl Stajduhar at UNLV, 3/24/17
Six runs: Justin Howard vs. Coppin St., 4/18/10*
Five RBI: Jared Mang vs. Niagara, 2/24/19
Six RBI: Jeff Deimling vs. San Jose St., 3/3/19
Seven RBI: Carl Stajduhar vs. Texas Tech 4/26/17
Eight RBI: DJ Peterson at No. 21 UNLV, 3/17/13
10 RBI: Brian Cavazos-Galvez vs. Air Force, 4/12/08*#
Three doubles: Kyle Landers vs. New Mexico State, 3/29/22
Four doubles: Reece Weber vs. San José St., 5/10/15
Four extra-base hits: Reece Weber vs. San José St., 5/10/15
Two triples: Chris Dunn vs. Central Michigan, 2/24/18
Back-to-back-to-back triples: Mike Brownstein, Dane Hamilton, Brian Cavazos-Galvez vs. TAMU-CC (Game 2), 2/21/09
Inside-the-Park home run: DJ Peterson vs. TCU, 5/20/11
Walk-off home run: Danny Collier vs. Air Force, 3/24/18
Two home runs: Jared Mang at Fresno St., 4/27/19
Three home runs: Carl Stajduhar vs. Air Force, 5/6/17
Four home runs: Brian Cavazos-Galvez vs. Air Force, 4/12/08*#
Two home runs in one inning: Josh Mader at Utah, 4/8/04
Two+ players with multi-homers: Brian Cavazos-Galvez (4), Kevin Atkinson (2) vs. Air Force, 4/12/08
Back-to-back homers: Harry Fullerton and Jack Silverman vs. Air Force 2/27/21
Back-to-back-to-back homers: Daniel Stovall, Matt Hibbitts, Ian Hollick vs. Hawaii-Hilo, 4/28/07
Multiple back-to-back homers in same game: (2), Joe Salas, Daniel Stovall, vs. Air Force, 5/16/04
Homered in three straight games: Jeff Deimling vs. SJSU/CSF, 3/3-9/19
Three + sacrifice bunts in a game: 3, Jared Holley, 4/20/13
Four strikeouts: Connor Mang at Incarnate Word, 3/11/20
Three HBP: Jared Holley vs. LaSalle, 3/5/13
Three stolen bases: Luke Campbell at UNLV, 3/16/13
Four Walks: Justin Watari vs. UNLV, 5/11/19
Five Walks: DJ Peterson vs. UC Riverside, 3/9/13*

PITCHING (Individual)

No-hitter (7-inning game): Mike Connell vs. N.M. Highlands, 3/24/77
No-hitter (9-inning game): Jim Kremmel vs. Arizona, 4/17/70
One-hitter: Tyler Stevens vs. Air Force, 4/12/15
Complete game: Cody Dye vs. UNLV, 4/21/18
Complete-game shutout: Colton Thomson vs. Nevada, 5/26/16
10+ strikeouts: 11, Tristin Lively at UNLV, 3/7/21
15+ strikeouts: 17, Justin Armbruester, 3/13/21 (Game 2)
No walks (complete game): 3/25/16 at San Diego St. (Carson Schneider, 34 batters faced)

LAST TIME IT HAPPENED

HITTING (Team)

Five + home runs (team): 5, at Fresno St., 4/29/19
20+ hits: 22, vs. New Mexico State (W, 19-2), 3/29/22
25+ hits: 25, vs. Grand Canyon, (W, 22-3), 3/22/17
30+ hits: 31, vs. Binghamton (Game 1), 3/7/09
Allowed 20 + hits: 20, vs. Oregon State, 2/18/22
20+ runs: 20, vs. Central Michigan (W, 20-9), 2/22/18
Allowed 20 + runs: 21, vs. Oregon State (L, 1-21), 2/18/22
30+ runs: 30, vs. Binghamton (Game 1), 3/7/09
20+ RBI: 21, vs. Fresno St., 3/31/17
40+ total bases: 42, at UNLV, 3/24/17
50+ total bases: 51, vs. Binghamton (Game 1), 3/7/09
60+ total bases: 61, vs. Air Force, 4/12/08
No strikeouts: 5/4/14 vs. San Diego St. (35 at-bats)
No walks: 4/12/19 vs. Nevada (33 at-bats)
10+ strikeouts: 11 at San Jose State, 3/5/22
10+ walks: 13 at San Jose State, 3/4/22
15+ walks: 15, Fresno St., 3/31/17
5+ HBP: 5, vs. Columbia, 3/16/18
Was no-hit (7-inning game): at Utah, 4/21/90
Was no-hit (9-inning game): at Wichita St., 3/20/90

PITCHING (Team)

10+ strikeouts: 11 at San Jose State, 3/4/22
15+ strikeouts: 17 vs. Fresno State, 3/13/21
No strikeouts: 3/5/17 at Air Force (J. Tripp 30 BF; D. Gillespie 5 BF, A. Isenhart 1 BF, C. Tripp 8 BF)
No walks: 2/28/20 vs. BYU
10 + walks: 13 at Texas Tech, 3/15/21

LAST TIME IT HAPPENED

SCORING AND MISCELLANEOUS

Stole home: Kemuel Thomas-Rivera vs. Hofstra, 3/7/20
Stole seven+ bases: 7, 4/17/13 vs. New Mexico St. (W, 13-6)
Tied: 4/28/19 at Fresno St. (T, 6-6)
Shut out: 5/16/19 at San Diego St. (L, 0-8)
Shut out opponent: 3/4/22 at San Jose State (W, 5-0)
Shut out at home: 4/13/19 vs. Nevada (L, 0-3)
Shut out on the road: 5/16/19 at San Diego St. (L, 0-8)
Shut out opponent at home: 2/23/20 vs. Northern Colorado (W, 9-0)
Shut out opponent on road: 3/18/22 at Wichita State (W, 4-0)
Recorded back-to-back shutouts: 5/6-5/7, 2011 vs. Air Force (5-0, 10-0)
Recorded three straight shutouts: 2/24-3/3, 1973 vs. New Mexico St. (1-0) and New Mexico Highlands (7-0, 4-0)
Shut out in back-to-back games: 3/14-15/2017 at Oklahoma St.
Most runs in three-game series: 73, vs. Air Force (4/13-14, 2006)
Consecutive one-run games: 3, vs. Hofstra (3/6-7/20)
Four straight one-run games: vs. BYU, vs. Gonzaga vs. No. Colorado February 15-23, 2020
Five straight one-run games: March 18-24, 2015*

EXTRA INNINGS

Won an extra-inning game: 3/13/22 vs. Fresno State (9-8, 11 inn.)
Lost an extra-inning game: 3/7/21 vs. UNLV (0-1, 11 inn.)
Extra inning games in a row: 2, 3/13-3/15, 2013 at No. 14 Arizona St. and at No. 21 UNLV
3 straight extra-inning games: at Utah, 4/9-11, 2009
Played a 10-inning game: vs. New Mexico State., 4/16/19 (L, 8-11)
Played an 11-inning game: vs Fresno St., 3/13/22 (W, 9-8)
Played a 12-inning game: vs. Fresno St., 4/9/16 (W, 14-13)
Played a 13-inning game: vs. Columbia, 6/1/13 (L, 6-5, NCAA Tourn.)
Played a 14-inning game: vs. Eastern N.M., 2/5-6, 1996 (W, 8-7)
Played a 15-inning game: at New Mexico St., 2/9/02 (L, 4-3)

IN AN INNING

10+ runs in an inning: 10 vs. Grand Canyon, 3/22/17
15+ runs in an inning: 15 vs. Savannah St., 3/11/05
4+ homers in an inning: 4 at Air Force, 5/19/05
5+ doubles in an inning: 5, at Nevada, 4/21/13
4+ triples in an inning: 4, vs. TAMU-CC (Game 2), 2/21/09^
10+ hits in an inning: 11, vs. Grand Canyon, 3/22/17
10+ consecutive hits: 11, vs. Savannah St., 3/11/05*
10+ consecutive batters reach base: 12 vs. Fresno St., 4/13/13
15+ consecutive batters reach base: 16 vs. Savannah St., 3/11/05
Player w/hits from both sides of plate: Sam Haggerty vs. Fresno St. 4/12/13

LAST TIME IT HAPPENED

WALK-OFFS

Won on last at-bat: 3/13/22 vs. Fresno State (9-8, 11 innings)
Lost on last at-bat: 2/18/22 vs. Gonzaga (2-3, 9 innings)
Scored two runs in last at-bat: 3/6/20 vs. Hofstra (12-11, 9 innings)
Scored three runs in last at-bat: 3/7/20 vs. Hofstra (14-13, 9 innings)
Scored four runs in last at-bat: 4/25/12 vs. Texas Tech (14-13)
Scored five runs in last at-bat: 2/12/01 vs. Southern Utah (8-7)
Scored six runs in last at-bat: 3/22/13 vs. Nevada (9-8)
Scored seven runs in last at-bat: 3/13/10 vs. LA Tech (15-14, 10 inn, GM1)
Scored nine runs in last at-bat: 3/21/99 vs. TCU (17-16)
Allowed two runs in last at-bat: 4/29/18 at San Jose St. (2-3)
Allowed three runs in last at-bat: 2/17/20 vs. Gonzaga (4-5)
Allowed four runs in last at-bat: 5/12/06 at UNLV (12-8)
Allowed five runs in last at-bat: 2/17/96 at UNLV (7-6)

SERIES

Swept non-conf. series, home: vs. Hofstra, 3/6-7, 2020
Swept non-conf. series, road: at No. 23 Oklahoma St., 3/14-15, 2017
Swept in non-conf. series, home: vs. Dallas Baptist, 3/4-6, 2016
Swept in non-conf. series, road: at No. 7 Cal St. Fullerton 3/17-19/2017
Swept MW series, home: vs. Air Force, 2/27-28, 2021
Swept MW series, road: at UNLV, 3/24-26, 2017
Swept multiple MW series in a row: 3, 3/3/17-3/26/17 at Air Force, vs. San José St., at UNLV
Swept in MW series, home: vs. Fresno St. 4/6-8, 2018
Swept in MW series, road: at UNLV. 3/6-7, 2021
Swept in multiple MW series in a row: 2, 4/6/18-4/15/18 vs. Fresno St., at Nevada

UNIVERSITY OF NEW MEXICO 2022 BASEBALL

TOD BROWN was named the new Lobo Baseball coach on June 17, 2021. Brown comes to New Mexico after a successful 14 years and 341 wins with North Dakota State. Brown currently sits as the second-winningest coach in program history and is the all-time leader in wins per season (24.4). In 2021, Brown led the Bison to the 2021 NCAA Tournament, winning its first Division I postseason game 6-1 over Mountain West opponent Nevada. In the same season, NDSU broke a school record with 20 Summit League victories, besting the previous record of 19 set by his 2017 team, and posted an overall record of 42-19. The Bison also led the nation with 25 road wins and set new school records in strikeouts (474) and putouts (1,567) in a single season.

Brown is no stranger to winning as he owns the two highest single season win totals in NDSU history (42 wins in 2021, 40 wins in 2012), and the only two 40+ win seasons by the program. Brown also owns three of the top-five single-season win totals in NDSU history. Under Brown's leadership, NDSU has played in five Summit League championship games, winning it outright in 2021 and 2014, and qualified for the league's baseball championship eight out of the last 11 years.

Brown took the helm of NDSU in 2008 and turned around a program that had faced three consecutive losing seasons, posting just 38 wins from 2005-07. In 2012, NDSU won a then-school-record 40 games, including an 8-2 win over a No. 5-ranked Arizona team that went on to win the 2012 College World Series. North Dakota State had a school-record .973 fielding percentage and posted a team ERA of 3.38, which was the program's lowest ERA in 37 years.

In 2016, the Bison posted a 29-25 overall record and set a new record for home wins at Newman Outdoor Field with 17 victories. In addition, North Dakota State set a new single season record in saves (17). NDSU defeated No. 19-ranked Minnesota on April 26 in Fargo, marking the second-ever win over an NCAA Division I top-25 opponent.

In the Summit League, Brown has coached two Summit League Players of the Year, one Summit League Newcomer of the Year, 46 All-Summit League selections, 22 Summit League Players of the Week, and 30 Summit League Pitchers of the Week. Under his leadership, Brown has also led players to two Collegiate Baseball Freshmen All-America selections and two College Baseball National Players of the Week.

The Tucson, Ariz. native, was a left-handed pitcher for the Arizona Wildcats from 1989-94, leading the team in 1992 to a Pac-10 Championship. In 1993 he won six games and saved eight, setting a record with 35 appearances as Arizona fell one game short of the College World Series.

Brown then made a career out of coaching college ball in the northern tier of the country. He came to NDSU after eight seasons in Ohio as the pitching coach and recruiting coordinator for Bowling Green State University.

During this time, he recruited or helped develop eight players who have reached the major leagues, including former UNM pitching standout Jamie Vermilyea, who played for the Lobos from 2001-03. This list also includes Jay Flaa, who made his MLB debut this year, J.J. Hardy and pitcher Tim Wood from Sabino High School, in Tucson, Ariz., outfielder Shelley Duncan and pitchers Josh Pearce and Ben Diggins at the University of Arizona, and pitcher Burke Badenhop and outfielder Nolan Reimold from Bowling Green.

After two years as the pitching coach at Sabino High School in Tucson, Ariz., Brown began his collegiate coaching career in 1999 as a volunteer assistant for Arizona. He worked with pitchers and catchers and was the first-base coach for the Wildcats, who qualified for an NCAA regional.

Brown was also a head coach for the San Francisco Seals of the California Coastal Collegiate League in the summer of 1999, compiling a 43-29 record and making a fourth-place finish in the National Baseball Congress World Series.

THE BROWN FILE

Education

Arizona	Bachelor's in Regional Development (1994)
Chapman University	Education (1997)

Coaching Experience

	Pitching Coach	Sabino High School
2000-2008	Pitching Coach	Bowling Green State
2008-2021	Head Coach	North Dakota State
2022-Present	Head Coach	University of New Mexico

Career Coaching Record (Year-By-Year)

School	Year	Record	Win Pct.
NDSU	2008	15-30	.333
NDSU	2009	16-28	.364
NDSU	2010	22-30	.423
NDSU	2011	22-32	.407
NDSU	2012	40-20	.667
NDSU	2013	26-27	.491
NDSU	2014	25-26	.490
NDSU	2015	20-31	.392
NDSU	2016	29-25	.537
NDSU	2017	31-25	.554
NDSU	2018	26-24	.520
NDSU	2019	19-24	.442
NDSU	2020*	8-9	.471
NDSU	2021	42-19	.689
NDSU	**14 yrs**	**341-350-0**	**.493**

*Incomplete season due to COVID-19

UNIVERSITY OF NEW MEXICO 2022 BASEBALL

2022 UNM BASEBALL ROSTER

POSITIONAL BREAKDOWN

PITCHERS (21)

Right-Handed (17)

2 Tristin Lively ..... Jr.
10 Riley Egloff ..... So.
13 Brett Russell ..... So.
14 Miguel Reyes Jr. ..... Sr.
15 Aaron Makil ..... Sr.
17 Jack Murano ..... Jr.
28 Will Armbruester ..... So.
32 Owen Loesch ..... So.
33 Bobby Meza ..... So.
36 Terrell Hudson ..... So.
37 Chezzare Gonzalez ..... So.
38 Brian McBroom ..... So.
41 Jacob Strmiska ..... So.
42 Kam Walton ..... Fr.
44 Mason Ashcraft ..... Fr.
46 Benjamin Baker-Livingston ..... Fr.
49 Adolfo Iturralde ..... Jr.

Left-Handed (4)

16 Justin Flebbe ..... So.
19 Justin Still ..... Fr.
35 Arthur Steinkamp ..... So.
43 Matt Haley ..... Fr.

CATCHERS (3)

23 Cody Holtz ..... Sr.
27 Shane Podsednik ..... Sr.
30 Kyle Smith ..... So.

INFIELDERS (10)

3 Kyle Landers ..... Sr.
4 Lance Russell ..... Sr.
6 Kamron Willman ..... Sr.
7 Cole Posey ..... So.
18 Jeffrey David ..... So.
24 Willie Cano ..... Jr.
25 Justin Olson ..... So.
26 Luke Smith ..... Fr.
29 Braydon Runion ..... Jr.
31 Sean Stephens ..... So.

OUTFIELDERS (5)

5 Adam Schneider ..... Jr.
9 Jacob Gutierrez ..... Fr.
12 Chase Weissenborn ..... Fr.
34 Lenny Junior Ashby ..... So.
47 Daniel Martin ..... So.

CLASS BREAKDOWN

Freshman 7
Sophomore 19
Junior 7
Senior 5

HOME STATE

Arizona 8
California 2
Colorado 2
Kentucky 2
Louisiana 1
New Mexico 6
North Carolina 1
Oklahoma 1
Texas 15
Washington 1

International 2

#	NAME	POS.	B/T	HT	WT	CLS	HOMETOWN / PREVIOUS SCHOOL
2	Tristin Lively	RHP	R/R	6-0	195	Jr.	Las Cruces, N.M. / Las Cruces HS
3	Kyle Landers	INF	L/R	5-11	175	Sr.	Flower Mound, Texas / Navarro JC
4	Lance Russell	INF	R/R	5-10	195	Sr.	Flower Mound, Texas / Howard College
5	Adam Schneider	OF	L/R	5-9	165	Jr.	Edgewood, Ky. / Sinclair CC
6	Kamron Willman	INF	R/R	6-3	180	Sr.	Bakersfield, Calif. / Kansas State
7	Cole Posey	INF	B/R	5-10	185	So.	Georgetown, Texas / Boise State
9	Jacob Gutierrez	OF	R/R	5-11	190	Fr.	Lubbock, Texas / Frenship HS
10	Riley Egloff	RHP	R/R	6-5	215	So.	Littleton, Colo. / Yavapai College
12	Chase Weissenborn	OF	R/R	5-10	170	Fr.	Albuquerque, N.M. / Albuquerque Academy
13	Brett Russell	RHP	R/R	6-1	200	So.	Wichita Falls, Texas / Seminole State JC
14	Miguel Reyes Jr.	RHP	R/R	6-2	205	Sr.	Lafayette, La. / Hutchinson CC
15	Aaron Makil	RHP	R/R	5-10	170	Sr.	Scottsdale, Ariz. / Chandler-Gilbert CC
16	Justin Flebbe	LHP	R/L	6-0	185	So.	Glendale, Ariz. / Kellis HS
17	Jack Murano	RHP	R/R	6-7	175	Jr.	Rio Rancho, N.M. / Cleveland HS
18	Jeffrey David	INF/OF	R/R	6-2	190	So.	Georgetown, Texas / Dallas Baptist
19	Justin Still	LHP	L/L	6-2	200	Fr.	Chandler, Ariz. / Perry HS
20	Jack Silverman	INF	R/R	6-2	215	Jr.	Scottsdale, Ariz. / Yavapai College
23	Cody Holtz	C	R/R	5-11	195	Sr.	Gilbert, Ariz. / Yavapai College
24	Willie Cano	INF	R/R	6-2	185	Jr.	Gilbert, Ariz. / Yavapai College
25	Justin Olson	INF	L/L	6-3	225	So.	Colorado Springs, Colo. / Southern Nevada
26	Luke Smith	INF	R/R	5-10	175	Fr.	Corpus Christi, Texas / Callalen HS
27	Shane Podsednik	C	R/R	6-2	205	Sr.	Houston, Texas / Wharton County JC
28	Will Armbruester	RHP	R/R	6-6	225	So.	Sammamish, Wash. / Eastside Catholic HS
29	Braydon Runion	INF/OF	R/R	6-1	220	Jr.	Florence, Ky. / Texas Tech
30	Kyle Smith	C	R/R	6-0	205	So.	Wilmington, N.C. / St. John's River State CC
31	Sean Stephens	INF/OF	R/R	5-11	190	So.	Forney, Texas / Odessa College
32	Owen Loesch	LHP	L/L	6-2	205	So.	Graham, Texas / Seminole State JC
33	Bobby Meza	RHP	R/R	6-1	225	So.	Mesa, Ariz. / Yavapai College
34	Lenny Junior Ashby	OF	L/L	5-7	208	So.	Aruba / Odessa College
35	Arthur Steinkamp	LHP	L/L	6-0	175	So.	Los Alamos, N.M. / Los Alamos HS
36	Terrell Hudson	RHP	R/R	6-4	245	So.	Phoenix, Ariz. / Goldwater HS
37	Chezzare Gonzalez	RHP	R/R	6-0	190	So.	Pharr, Texas / San Jacinto College
38	Brian McBroom	RHP	R/R	6-0	180	So.	Oakley, Calif. / Howard College
41	Jacob Strmiska	RHP	R/R	6-3	190	So.	Georgetown, Texas / Wabash Valley College
42	Kam Walton	RHP/OF	R/R	6-4	205	Fr.	Fort Worth, Texas / Cleburne HS
43	Matt Haley	LHP	L/L	6-2	175	So.	Crowley, Texas / Joshua HS
44	Mason Ashcraft	RHP	R/R	6-4	200	Fr.	Albuquerque, N.M. / St. Pius X HS
46	Benjamin Baker-Livingston	RHP	R/R	6-2	185	Fr.	Richardson, Texas / Plano East Senior HS
47	Daniel Martin	OF	L/R	6-0	195	So.	Langley, B.C., Canada / Yavapai College
49	Adolfo Iturralde	RHP	R/R	6-1	185	Jr.	Los Lunas, N.M. / Lamar CC

COACHING STAFF

Head Coach	Tod Brown (1st season)
Assistant Coach (Pitching)	Michael Lopez (1st season)
Assistant Coach (Infield/Recruiting)	Jon Coyne (4th season)
Volunteer Coach (Catching)	Billy Barker (1st season)
Director of Operations	John Bentley
Volunteer Ops Assistant	Dominic Romero
Student Manager	Kayd Patterson
Athletic Trainer	Rob Rimorin
Athletic Communications	Alma Solis

PRONUNCIATION GUIDE

12 Chase **WEISSENBORN** (Why-zin-born)
16 Justin **FLEBBE** (Fleb - E)
24 Willie **CANO** (Caw-no)
29 Braydon **RUNION** (Ronion- like onion)
33 Bobby **MEZA** (May-zuh)
36 **TERRELL** Hudson (Tuh - Rel)
41 Jacob **STRMISKA** (Struh-miss-kuh)
49 Adolfo **ITURRALDE** (EE-too-rawl-day)
15 Aaron **MAKIL** (May - kul)
17 Jack **MURANO** (Mur – ANN – oh)
28 Will **ARMBRUESTER** (Arm - Brewster)
32 Owen **LOESCH** (Lesh- like mesh)
35 Arthur **STEINKAMP** (Stein - Camp)
37 **CHEZZARE** Gonzalez (Shuh-zar)
43 Matt **HALEY** (Hay - Lee)

UNIVERSITY OF NEW MEXICO
2022 BASEBALL

TV/PHOTO ROSTER

2 TRISTIN LIVELY
RHP | 6-0 | JR

3 KYLE LANDERS
INF | 5-10 | SR

4 LANCE RUSSELL
INF | 5-10 | SR

5 ADAM SCHNEIDER
OF | 5-9 | JR

6 KAMRON WILLMAN
INF | 6-3 | SR

7 COLE POSEY
INF | 5-10 | SO

9 JACOB GUTIERREZ
OF | 5-11 | SO

10 RILEY EGLOFF
RHP | 6-5 | JR

12 CHASE WEISSENBORN
INF | 5-9 | SO

13 BRETT RUSSELL
RHP | 6-1 | SO

14 MIGUEL REYES JR.
RHP | 6-3 | SR

15 AARON MAKIL
RHP | 5-9 | SR

16 JUSTIN FLEBBE
LHP | 5-11 | SO

17 JACK MURANO
RHP | 6-7 | JR

18 JEFFREY DAVID
INF/OF | 6-2 | SO

19 JUSTIN STILL
LHP | 6-2 | FR

20 JACK SILVERMAN
INF | 6-2 | JR

23 CODY HOLTZ
C | 5-11 | SR

24 WILLIE CANO
INF | 6-2 | JR

25 JUSTIN OLSON
INF | 6-3 | SO

26 LUKE SMITH
INF | 5-10 | FR

27 SHANE PODSEDNIK
C | 6-2 | SR

28 WILL ARMBRUESTER
RHP | 6-6 | SO

29 BRAYDON RUNION
INF/OF | 6-1 | JR

30 KYLE SMITH
C | 6-0 | SO

31 SEAN STEPHENS
INF/OF | 5-11 | SO

32 OWEN LOESCH
LHP | 6-2 | SO

33 BOBBY MEZA
RHP | 6-1 | SO


34 LENNY JUNIOR ASHBY
OF | 5-7 | SO

35 ARTHUR STEINKAMP
LHP | 6-0 | SO


36 TERRELL HUDSON
RHP | 6-5 | SO

37 CHEZZARE GONZALEZ
RHP | 6-0 | JR

38 BRIAN MCBROOM
RHP | 6-0 | SO

41 JACOB STRMISKA
RHP | 6-3 | SO

42 KAM WALTON
RHP/OF | 6-4 | FR

43 MATT HALEY
LHP | 6-2 | SO

44 MASON ASHCRAFT
RHP | 6-2 | FR

46 BENJAMIN BAKER-LIVINGSTON
RHP | 6-2 | FR

47 DANIEL MARTIN
OF | 6-0 | SO


49 ADOLFO ITURRALDE
RHP | 6-1 | JR

TEAM OVERALL

2022 New Mexico Baseball
Overall Statistics for New Mexico (as of Mar 30, 2022)
(All games Sorted by Batting avg)

Record: 12-13 Home: 6-2 Away: 6-7 Neutral: 0-4 MW: 5-4

Player	avg	gp-gs	ab	r	h	2b	3b	hr	rbi	tb	slg%	bb	hp	so	gdp	ob%	sf	sh	sb-att	po	a	e	fld%
47 MARTIN, Daniel	.500	2-0	2	1	1	1	0	0	0	2	1.000	0	0	1	0	.500	0	0	0-0	0	0	0	.000
31 STEPHENS, Sean	.462	9-1	13	6	6	1	0	0	3	7	.538	1	0	1	0	.500	0	0	1-1	2	0	0	1.000
18 DAVID, Jeffrey	.343	25-25	102	21	35	9	2	2	18	54	.529	11	2	19	1	.417	0	0	1-2	62	1	1	.984
34 ASHBY, Lenny Junio	.337	25-25	98	18	33	6	1	7	24	62	.633	13	1	16	0	.412	2	0	2-2	37	0	1	.974
24 CANO, Willie	.320	22-22	75	9	24	7	3	1	11	40	.533	10	0	18	2	.391	2	2	2-3	12	35	5	.904
6 WILLMAN, Kamron	.320	13-13	50	7	16	1	1	1	7	22	.440	5	1	10	1	.386	1	2	1-1	25	42	6	.918
7 POSEY, Cole	.309	19-15	55	12	17	4	2	2	9	31	.564	4	5	16	2	.400	1	0	2-2	30	61	5	.948
23 HOLTZ, Cody	.275	16-12	40	10	11	2	1	1	3	18	.450	8	1	8	2	.408	0	0	0-0	79	8	3	.967
4 RUSSELL, Lance	.271	17-10	48	10	13	5	1	1	7	23	.479	7	2	12	0	.386	0	0	0-0	21	34	4	.932
25 OLSON, Justin	.260	18-13	50	7	13	3	0	1	8	19	.380	11	0	20	0	.393	0	0	0-0	99	9	0	1.000
3 LANDERS, Kyle	.250	23-21	76	10	19	9	0	1	13	31	.408	11	1	15	1	.352	0	0	0-0	95	3	1	.990
27 PODSEDNIK, Shane	.243	12-12	37	6	9	2	0	2	5	17	.459	3	1	13	1	.310	1	1	0-0	72	5	1	.987
12 WEISSENBORN, C.	.241	18-13	54	13	13	2	1	0	7	17	.315	4	4	20	0	.333	1	0	0-0	14	44	3	.951
29 RUNION, Braydon	.238	18-17	63	14	15	3	1	5	16	35	.556	4	4	16	1	.311	3	0	0-0	8	4	3	.800
20 SILVERMAN, Jack	.217	15-5	23	2	5	0	0	0	3	5	.217	4	1	11	0	.357	0	0	0-0	32	0	0	1.000
30 SMITH, Kyle	.211	12-2	19	1	4	1	1	1	4	10	.526	0	0	1	0	.211	0	0	0-0	13	1	0	1.000
5 SCHNEIDER, Adam	.197	22-19	71	11	14	2	0	0	7	16	.225	9	2	15	0	.305	0	3	1-2	30	1	0	1.000
Totals	.283	25	876	158	248	58	14	25	145	409	.467	105	25	212	11	.372	11	8	10-13	645	266	36	.962
Opponents	.330	25	911	209	301	61	8	23	193	447	.491	106	33	167	20	.416	8	7	19-27	657	232	26	.972

LOB - Team (210), Opp (211). DPs turned - Team (32), Opp (19). IBB - Team (4), LANDERS, K. 1, RUNION, B. 1, OLSON, J. 1, ASHBY, L. 1, Opp (2). Picked off - WILLMAN, K. 1, DAVID, J. 1, SCHNEIDER, A 1.

Player	era	w-l	app	gs	cg	sho	sv	ip	h	r	er	bb	so	2b	3b	hr	b/avg	wp	hp	bk	sfa	sha
44 ASHCRAFT, Mason	0.00	0-0	1	0	0	0/0	0	0.1	0	0	0	2	0	0	0	0		2	0	0	0	0
28 ARMBRUESTER,	2.70	0-1	9	0	0	0/1	1	13.1	15	7	4	12	11	3	0	2	.278	0	1	0	0	1
15 MAKIL, Aaron	3.52	0-1	6	0	0	0/0	1	7.2	10	3	3	0	3	1	1	1	.303	0	0	0	0	0
10 EGLOFF, Riley	3.97	4-1	6	6	0	0/2	0	34.0	36	17	15	11	32	7	0	2	.261	1	2	1	0	0
13 RUSSELL, Brett	4.34	1-3	7	6	0	0/0	0	29.0	43	18	14	9	21	8	0	1	.347	1	2	0	0	2
43 HALEY, Matt	4.62	1-0	7	3	0	0/0	0	25.1	29	19	13	9	18	9	1	2	.287	3	4	0	1	1
41 STRMISKA, Jacob	5.62	1-0	6	0	0	0/0	0	8.0	13	5	5	1	5	1	0	0	.371	4	1	0	1	0
38 MCBROOM, Brian	6.23	1-0	9	0	0	0/1	3	21.2	25	15	15	4	19	6	3	3	.287	0	2	0	1	0
36 HUDSON, Terrell	7.20	0-0	3	0	0	0/0	0	5.0	12	8	4	1	3	3	0	1	.462	0	0	0	2	1
2 LIVELY, Tristin	9.13	1-2	6	6	0	0/0	0	22.2	31	23	23	20	19	5	1	3	.344	6	4	0	1	0
17 MURANO, Jack	11.25	0-0	5	0	0	0/0	0	4.0	4	7	5	3	1	1	0	0	.267	3	6	0	0	0
19 STILL, Justin	11.32	1-1	7	0	0	0/0	0	10.1	11	16	13	5	12	2	0	2	.275	4	4	0	0	2
32 LOESCH, Owen	11.70	1-1	9	0	0	0/1	0	10.0	15	13	13	4	7	3	0	0	.375	2	4	0	0	0
16 FLEBBE, Justin	12.27	0-0	2	0	0	0/0	0	3.2	5	5	5	6	3	2	1	1	.333	0	0	0	0	0
14 REYES JR, Miguel	13.15	1-3	6	4	0	0/0	0	13.0	23	21	19	13	8	5	1	1	.377	3	1	0	1	0
33 MEZA, Bobby	15.19	0-0	3	0	0	0/0	0	5.1	10	9	9	3	3	1	0	3	.400	2	1	0	1	0
35 STEINKAMP, Arthur	45.00	0-0	1	0	0	0/0	0	1.0	8	11	5	1	2	1	0	0	.571	0	1	0	0	0
46 BAKER-LIVINGSTO	99.00	0-0	2	0	0	0/0	0	0.2	10	11	11	1	0	3	0	1	.833	1	0	0	0	0
49 ITURRALDE, Adolfo	99.00	0-0	1	0	0	0/0	0	0.0	1	1	1	1	0	0	0	0	1.000	2	0	0	0	0
Totals	7.41	12-13	25	25	0	2/2	5	215.0	301	209	177	106	167	61	8	23	.330	34	33	1	8	7
Opponents	5.88	13-12	25	25	0	0/0	4	219.0	248	158	143	105	212	58	14	25	.283	22	25	1	11	8

PB - Team (3), HOLTZ, C. 2, PODSEDNIK, S 1, Opp (6). Pickoffs - Team (0), Opp (3). SBA/ATT - HOLTZ, C. (14-19), PODSEDNIK, S (4-7), LIVELY, T. (3-7), EGLOFF, R. (4-5), RUSSELL, B. (3-4), REYES JR, M. (1-2), HALEY, M. (2-2), LOESCH, O. (2-2), MAKIL, A. (1-1), MCBROOM, B. (0-1), SMITH, K. (1-1), STILL, J. (1-1), STRMISKA, J. (1-1), ARMBRUEST, W (1-1).

TEAM RESULTS

2022 New Mexico Baseball
Game Results for New Mexico (as of Mar 30, 2022)
(All games)

Date	Opponent		Score	Inns	Overall	MW	Pitcher of record	Attend	Time
Feb 18, 2022	vs #11 Oregon State	L	1-21	9	0-1-0	0-0-0	LIVELY, T. (L 0-1)	2813	3:19
Feb 18, 2022	vs Gonzaga	L	2-3	9	0-2-0	0-0-0	ARMBRUEST, W (L 0-1)	668	2:33
Feb 19, 2022	vs Gonzaga	L	2-12	9	0-3-0	0-0-0	REYES JR, M. (L 0-1)	1069	2:57
Feb 20, 2022	vs #11 Oregon State	L	3-13	8	0-4-0	0-0-0	RUSSELL, B. (L 0-1)	1897	2:38
Feb 25, 2022	HOLY CROSS	W	13-4	9	1-4-0	0-0-0	EGLOFF, R. (W 1-0)	568	2:55
Feb 26, 2022	HOLY CROSS-1	L	5-7	9	1-5-0	0-0-0	RUSSELL, B. (L 0-2)	1500	2:50
Feb 26, 2022	HOLY CROSS-2	W	7-6	9	2-5-0	0-0-0	LOESCH, O. (W 1-0)	1500	3;05
Feb 27, 2022	HOLY CROSS	W	7-2	9	3-5-0	0-0-0	REYES JR, M. (W 1-1)	643	2:27
* Mar 04, 2022	at San Jose State	W	5-0	9	4-5-0	1-0-0	EGLOFF, R. (W 2-0)	328	3:48
* Mar 05, 2022	at San Jose State	L	1-3	9	4-6-0	1-1-0	REYES JR, M. (L 1-2)	322	2:38
* Mar 06, 2022	at San Jose State	L	2-4	9	4-7-0	1-2-0	STILL, J. (L 0-1)	358	3:03
Mar 08, 2022	at #16 Arizona	L	5-12	9	4-8-0	1-2-0	MAKIL, A. (L 0-1)	2549	3:01
* Mar 11, 2022	FRESNO STATE	W	7-3	9	5-8-0	2-2-0	EGLOFF, R. (W 3-0)	463	2:25
* Mar 12, 2022	FRESNO STATE	L	3-12	9	5-9-0	2-3-0	RUSSELL, B. (L 0-3)	531	2:58
* Mar 13, 2022	FRESNO STATE	W	9-8	(11)	6-9-0	3-3-0	MCBROOM, B. (W 1-0)	576	3:45
Mar 15, 2022	at #17 Texas Tech	L	2-28	9	6-10-0	3-3-0	REYES JR, M. (L 1-3)	4253	3:25
Mar 16, 2022	at #17 Texas Tech	L	5-11	9	6-11-0	3-3-0	LOESCH, O. (L 1-1)	3967	3:17
Mar 18, 2022	at Wichita State	W	4-0	9	7-11-0	3-3-0	EGLOFF, R. (W 4-0)	1571	2:52
Mar 19, 2022	at Wichita State	W	12-9	9	8-11-0	3-3-0	STILL, J. (W 1-1)	1660	3:18
Mar 20, 2022	at Wichita State	L	7-13	9	8-12-0	3-3-0	LIVELY, T. (L 0-2)	1570	3:21
Mar 23, 2022	#11 ARIZONA	W	12-7	9	9-12-0	3-3-0	STRMISKA, J. (W 1-0)	670	3:48
* Mar 25, 2022	at Air Force Academy	L	2-17	9	9-13-0	3-4-0	EGLOFF, R. (L 4-1)	100	2:55
* Mar 26, 2022	at Air Force Academy	W	11-5	9	10-13-0	4-4-0	RUSSELL, B. (W 1-3)	200	2:55
* Mar 27, 2022	at Air Force Academy	W	12-7	9	11-13-0	5-4-0	LIVELY, T. (W 1-2)	150	3:10
Mar 29, 2022	at New Mexico State	W	19-2	7	12-13-0	5-4-0	HALEY, M. (W 1-0)	781	3:03

() extra inning game

GAMES SUMMARY

2022 New Mexico Baseball
Games Summary for New Mexico (as of Mar 30, 2022)
(All games)

Score by innings	**1**	**2**	**3**	**4**	**5**	**6**	**7**	**8**	**9**	**EX**	**Total**
New Mexico	13	21	24	24	7	29	23	9	6	2	158
Opponents	24	40	9	18	19	17	30	43	8	1	209

Record when ...

Overall	12-13	After 6 leading	10-3
Conference	5-4	..... trailing	2-8
Non-Conference	7-9	..... tied	0-2
Home games	6-2	After 7 leading	10-2
Away games	6-7	..... trailing	1-9
Neutral site	0-4	..... tied	0-2
Day games	8-11	After 8 leading	10-0
Night games	4-2	..... trailing	1-11
vs Left starter	5-5	..... tied	0-1
vs Right starter	7-8		
1-Run games	2-1	Hit 0 home runs	2-7
2-Run games	0-3	... 1 home run	3-5
5+Run games	7-9	... 2+ home runs	7-1
Extra innings	1-0		
Shutouts	2-0	Opponent 0 home runs	6-5
		..... 1 home run	4-5
Scoring 0-2 runs	0-7	..... 2+ HRs	2-3
..... 3-5 runs	2-5		
..... 6-9 runs	4-1	Made 0 errors	4-1
..... 10+ runs	6-0	.... 1 error	4-6
		.... 2+ errors	4-6
Opponent 0-2 runs	4-0		
..... 3-5 runs	3-3	Opp. made 0 errors	1-6
..... 6-9 runs	5-1	..... 1 error	8-5
..... 10+ runs	0-9	..... 2+ errors	3-2
Scored in 1st inning	6-2	Out-hit opponent	10-1
Opp. scored in 1st	1-7	Out-hit by opponent	2-12
Scores first	11-6	Hits are tied	0-0
Opp. scores first	1-7		

Record when team scores:

Runs	0	1	2	3	4	5	6	7	8	9	10+
W-L	0-0	0-2	0-5	0-2	1-0	1-3	0-0	3-1	0-0	1-0	6-0

Record when opponent scores:

Runs	0	1	2	3	4	5	6	7	8	9	10+
W-L	2-0	0-0	2-0	1-2	1-1	1-0	1-0	2-1	1-0	1-0	0-9

Record when leading after:

Inn.	1	2	3	4	5	6	7	8
W-L	6-1	9-1	10-2	10-2	10-2	10-3	10-2	10-0

Record when trailing after:

Inn.	1	2	3	4	5	6	7	8
W-L	1-7	2-9	1-10	1-9	2-9	2-8	1-9	1-11

Record when tied after:

Inn.	1	2	3	4	5	6	7	8
W-L	5-5	1-3	1-1	1-2	0-2	0-2	0-2	0-1

Current winning streak: 3
Longest winning streak: 3
Longest losing streak: 4

Home attendance : 6451 (8 dates avg = 806)
Away attendance : 24256 (17 dates avg = 1426)
Total attendance: 30707 (25 dates avg = 1228)

UNIVERSITY OF NEW MEXICO
2022 BASEBALL

LAST FOUR BOX SCORES

2022 New Mexico Baseball
New Mexico at New Mexico State
Mar 29, 2022 at Las Cruces, N.M. (Presley Askew Field)

New Mexico 19 (12-13)

Player	ab	r	h	rbi	bb	so	po	a	lob
DAVID, Jeffrey cf	5	2	2	2	0	1	2	0	0
MARTIN, Daniel ph/cf	1	1	1	0	0	0	0	0	0
ASHBY, Lenny Junior lf	3	1	1	0	1	0	0	0	2
STEPHENS, Sean ph/lf	2	2	2	1	0	0	0	0	0
RUNION, Braydon rf	3	3	2	1	1	0	0	0	0
SCHNEIDER, Adam ph/rf	1	1	0	0	1	0	0	0	0
LANDERS, Kyle dh	4	1	3	3	0	1	0	0	1
RUSSELL, Lance ph/dh	2	1	1	2	0	1	0	0	0
WILLMAN, Kamron 2b	4	0	2	2	0	0	2	2	1
OLSON, Justin 1b	4	0	1	0	0	1	5	1	2
SILVERMAN, Jack ph/1b	1	0	1	1	0	0	3	0	0
WEISSENBORN, C. ss	4	3	1	0	0	3	0	3	0
PODSEDNIK, Shane c	4	2	2	2	1	1	8	1	1
POSEY, Cole 3b	5	2	3	4	0	1	0	2	2
HALEY, Matt p	0	0	0	0	0	0	1	1	0
LOESCH, Owen p	0	0	0	0	0	0	0	0	0
Totals	43	19	22	18	4	9	21	10	9

New Mexico State 2 (10-12)

Player	ab	r	h	rbi	bb	so	po	a	lob
Kevin Jimenez dh	2	0	0	0	0	0	0	0	2
Jack Rogers ph/dh	1	0	0	0	0	0	0	0	0
Nolan Ewens ph	1	0	0	0	0	0	0	0	0
Edwin Matinez-Pagani 2b	2	1	0	0	0	1	4	4	0
Brandon Dieter ss	3	0	3	0	0	0	0	1	0
Ryan Grabosch lf	3	0	0	1	0	1	2	0	2
Logan Gallina 1b	1	0	0	0	0	1	4	0	0
AJ Garcia 1b	1	0	0	0	0	1	2	0	0
Nolan Funke 3b	2	0	0	0	0	1	0	1	1
Jacob Wiltshire 3b	1	0	0	0	0	0	0	0	0
Kyle Westfall cf	2	1	0	0	0	1	0	0	0
Preston Godfrey rf	1	0	0	0	0	0	1	0	0
Cal Kilgore c	2	0	1	0	0	1	6	0	0
Hunter Antillon c	1	0	0	0	0	0	2	0	0
Tommy Tabak rf	2	0	1	0	0	1	0	0	0
Austin Schneider cf	1	0	0	0	0	1	0	0	0
Cade Swenson p	0	0	0	0	0	0	0	0	0
Kaden Palmer p	0	0	0	0	0	0	0	0	0
Cam Blazek p	0	0	0	0	0	0	0	0	0
Frank Dickson Jr. p	0	0	0	0	0	0	0	0	0
Josh Laukkanen p	0	0	0	0	0	0	0	0	0
Brandon Doty p	0	0	0	0	0	0	0	0	0
Alex Shadid p	0	0	0	0	0	0	0	0	0
Totals	26	2	5	1	0	9	21	6	5

Score by Innings	1	2	3	4	5	6	7	R	H	E
New Mexico	1	3	6	1	2	4	2	**19**	**22**	**1**
New Mexico State	0	1	1	0	0	0	0	**2**	**5**	**3**

E - RUNION, B.(3); Gallina, L.(2); Kilgore, C. 2(4). DP - NMSTATE 2. LOB - NM 9; NMSTATE 5. 2B - MARTIN, D.(1); STEPHENS, S.(1); RUNION, B.(3); LANDERS, K. 3(9); RUSSELL, L.(5); POSEY, C.(4); Dieter, B.(3). HR - DAVID, J.(2); PODSEDNIK, S(2); POSEY, C.(2). HBP - WILLMAN, K.; WEISSENBORN; Pagani, E.; Gallina, L.. SB - ASHBY, L.(2).

New Mexico	ip	h	r	er	bb	so	ab	bf	np
HALEY, Matt	6.0	5	2	2	0	8	23	25	96
LOESCH, Owen	1.0	0	0	0	0	1	3	3	15

New Mexico State	ip	h	r	er	bb	so	ab	bf	np
Cade Swenson	2.2	6	6	6	1	2	14	17	68
Kaden Palmer	0.0	5	4	4	0	0	5	5	20
Cam Blazek	1.1	2	3	2	2	2	7	9	44
Frank Dickson Jr.	1.0	2	0	0	0	3	5	5	29
Josh Laukkanen	0.0	3	4	4	1	0	3	4	19
Brandon Doty	1.0	2	0	0	0	1	4	4	16
Alex Shadid	1.0	2	2	2	0	1	5	5	11

Win - HALEY, M. (1-0). Loss - Swenson, C. (1-1). Save - None.
WP - HALEY, M.(3); Shadid, A.(1). HBP - by Swenson, C. (WILLMAN, K.); by HALEY, M. (Gallina, L.); by Swenson, C. (WEISSENBORN); by HALEY, M. (Pagani, E.). Pitches/strikes: HALEY, M. 96/67; LOESCH, O. 15/12; Swenson, C. 68/47; Palmer, K. 20/13; Blazek, C. 44/25; Dickson, F. 29/17; Laukkanen, J 19/10; Doty, B. 16/12; Shadid, A. 11/8.

Umpires - HP: Trey Plummer 1B: Dominic Toledo 3B: John Castanza
Start: 6:00 PM Time: 3:03 Attendance: 781
Weather: 55-60; Part. Cloudy; W 25-30
Palmer, K. faced 5 batters in the 3rd.
Blazek, C. faced 2 batters in the 5th.
Laukkanen, J faced 4 batters in the 6th.

The Automated ScoreBook
New Mexico at Air Force Academy
Mar 27, 2022 at Colorado Springs, CO (Falcon Field)

New Mexico 12 (11-13,5-6)

Player	ab	r	h	rbi	bb	so	po	a	lob	avg
DAVID, Jeffrey cf	5	3	5	2	0	0	2	0	0	.340
ASHBY, Lenny Junior lf	4	1	1	1	1	1	1	0	0	.337
RUNION, Braydon rf	5	0	0	1	0	1	3	0	6	.217
SMITH, Kyle dh	3	0	0	0	0	0	0	0	1	.211
LANDERS, Kyle dh	2	0	1	1	0	0	0	0	0	.222
CANO, Willie 3b	3	2	3	1	0	0	0	1	0	.320
RUSSELL, Lance 2b	2	0	0	0	0	0	1	1	1	.261
SILVERMAN, Jack 1b	2	0	1	1	0	1	6	0	0	.182
OLSON, Justin 1b	3	1	2	0	0	1	4	0	0	.261
HOLTZ, Cody c	5	2	2	0	0	1	3	0	1	.275
WEISSENBORN, C. ss	4	2	1	1	0	1	1	6	0	.240
POSEY, Cole 2b	4	1	2	3	0	0	6	5	0	.280
LIVELY, Tristin p	0	0	0	0	0	0	0	1	0	-
STILL, Justin p	0	0	0	0	0	0	0	0	0	-
MAKIL, Aaron p	0	0	0	0	0	0	0	0	0	-
Totals	42	12	18	11	1	6	27	14	9	

Air Force Academy 7 (8-14,2-6)

Player	ab	r	h	rbi	bb	so	po	a	lob	avg
COVIN,BLAKE cf	4	1	1	0	1	1	1	0	1	.328
KULASINGAM,SAM 1b	5	1	2	0	0	0	9	0	0	.356
GARCIA,GABRIEL rf	5	0	2	2	0	1	5	0	0	.289
GREIVING,JAKE dh	4	1	2	1	0	0	0	0	1	.299
ZIMMERMAN,CAYDEN lf	1	1	0	0	1	0	1	0	2	.185
BOOKER,JASON lf	2	0	0	0	0	0	1	0	0	.231
SKENES,PAUL lf	1	0	0	0	0	0	0	0	0	.222
ALTORFER,BRAYDON c	4	0	0	0	1	1	6	0	2	.207
THOMASON,JAY 3b	4	2	3	1	0	0	0	2	0	.276
JOE,AERIK ss	4	0	2	1	0	1	3	1	1	.244
TAMIYA,TRAYDEN 2b	4	1	1	0	0	0	1	2	1	.175
SHIM,SEUNGMIN p	0	0	0	0	0	0	0	0	0	-
BENGE,DUKE p	0	0	0	0	0	0	0	0	0	-
MOATS,KYLE p	0	0	0	0	0	0	0	0	0	-
ARGO,ZACH p	0	0	0	0	0	0	0	0	0	-
GEHRING,DOYLE p	0	0	0	0	0	0	0	0	0	-
STOHR,RYAN p	0	0	0	0	0	0	0	0	0	-
Totals	38	7	13	5	3	4	27	5	8	

Score by Innings	1	2	3	4	5	6	7	8	9	R	H	E
New Mexico	1	1	1	4	0	3	2	0	0	**12**	**18**	**0**
Air Force Academy	0	2	0	1	1	3	0	0	0	**7**	**13**	**1**

E - BOOKER(1). DP - NM 2; AFA 1. LOB - NM 9; AFA 8. 2B - DAVID, J. 2(9); LANDERS, K.(6); CANO, W.(7); WEISSENBORN(2); GARCIA(6); JOE 2(4). 3B - DAVID, J.(2); ASHBY, L.(1). HR - CANO, W.(1); POSEY, C.(1); THOMASON(8). HBP - DAVID, J.; ASHBY, L.; RUNION, B.; WEISSENBORN; GREIVING. SF - POSEY, C.(1). SB - KULASINGAM(4).

New Mexico	ip	h	r	er	bb	so	ab	bf	era
LIVELY, Tristin	5.1	10	6	6	2	4	24	27	9.13
STILL, Justin	0.1	0	1	1	1	0	1	2	11.32
MAKIL, Aaron	3.1	3	0	0	0	0	13	13	3.52

Air Force Academy	ip	h	r	er	bb	so	ab	bf	era
SHIM,SEUNGMIN	3.1	6	5	5	0	2	15	16	5.96
BENGE,DUKE	0.0	3	2	2	0	0	3	3	7.15
MOATS,KYLE	0.2	0	0	0	0	0	2	2	7.00
ARGO,ZACH	1.1	3	2	2	0	0	6	7	3.00
GEHRING,DOYLE	3.1	6	3	3	1	4	15	17	2.84
STOHR,RYAN	0.1	0	0	0	0	0	1	3	2.30

Win - LIVELY, T. (1-2). Loss - SHIM (2-3). Save - MAKIL, A. (1).
WP - LIVELY, T. 2(6); STILL, J.(4); SHIM(3); GEHRING(3). HBP - by SHIM (RUNION, B.); by LIVELY, T. (GREIVING); by ARGO (WEISSENBORN); by STOHR (DAVID, J.); by STOHR (ASHBY, L.).

Umpires -
Start: 12:00 pm Time: 3:10 Attendance: 150
Weather: Mild Clouds

The Automated ScoreBook
New Mexico at Air Force Academy
Mar 26, 2022 at Colorado Springs, CO (Falcon Field)

New Mexico 11 (10-13,4-4)

Player	ab	r	h	rbi	avg
DAVID, Jeffrey cf	5	2	3	2	.307
ASHBY, Lenny Junior lf	5	2	3	2	.352
RUNION, Braydon rf	4	2	2	3	.216
LANDERS, Kyle dh	4	1	1	1	.209
CANO, Willie 3b	5	1	3	1	.304
OLSON, Justin 1b	3	1	0	0	.244
WEISSENBORN, C. ss	5	1	1	1	.250
PODSEDNIK, Shane c	4	0	1	0	.212
POSEY, Cole 2b	5	1	1	1	.244
RUSSELL, Brett p	0	0	0	0	-
MCBROOM, Brian p	0	0	0	0	-
MAKIL, Aaron p	0	0	0	0	-
Totals	40	11	15	11	

Air Force Academy 5 (8-13,2-5)

Player	ab	r	h	rbi	avg
COVIN,BLAKE cf	3	0	0	1	.333
KULASINGAM,SAM 1b	4	0	0	0	.354
GARCIA,GABRIEL rf	5	0	2	1	.282
GREIVING,JAKE dh	5	0	0	0	.286
ALTORFER,BRAYDON c	4	0	1	0	.218
ZIMMERMAN,CAYDEN lf	3	1	1	0	.192
THOMASON,JAY 3b	4	1	1	1	.250
JOE,AERIK ss	2	2	1	1	.230
TAMIYA,TRAYDEN 2b	4	1	3	1	.171
MARTIN,ROB p	0	0	0	0	-
BENGE,DUKE p	0	0	0	0	-
DORNAK,CJ p	0	0	0	0	-
FAIRBURN JR.,STEVAN p	0	0	0	0	-
SHUGER,JASON p	0	0	0	0	-
SANSING,JAKE p	0	0	0	0	-
Totals	34	5	9	5	

Score by Innings	1	2	3	4	5	6	7	8	9	R	H	E
New Mexico	0	1	0	6	0	3	1	0	0	**11**	**15**	**0**
Air Force Academy	0	0	0	0	0	0	3	2	0	**5**	**9**	**0**

DP - NM 1; AFA 1. LOB - NM 7; AFA 8. 2B - DAVID, J.(7); RUNION, B.(2); CANO, W.(6); GARCIA(5); ZIMMERMAN(3); TAMIYA 2(5). 3B - CANO, W.(3). HR - ASHBY, L.(7); RUNION, B.(4); THOMASON(7). HBP - RUNION, B.; COVIN; JOE. SH - PODSEDNIK, S(1). SB - CANO, W.(2). CS - ZIMMERMAN(1).
Strikeouts - OLSON, J.; WEISSENBORN; PODSEDNIK, S; KULASINGAM 2; GREIVING 2; ALTORFER. Walks - LANDERS, K.; OLSON, J. 2; COVIN; KULASINGAM; ZIMMERMAN; JOE.

New Mexico	ip	h	r	er	bb	so	wp	bk	hbp	ibb	sfa	sha	cia	ab	bf	fo	go	era
RUSSELL, Brett W,1-3	5.2	3	0	0	4	3	0	0	1	0	0	0	0	19	24	4	9	4.34
MCBROOM, Brian	2.1	6	5	5	0	2	0	0	1	0	0	0	0	12	13	1	3	6.23
MAKIL, Aaron	1.0	0	0	0	0	0	0	0	0	0	0	0	0	3	3	1	2	6.23

Air Force Academy	ip	h	r	er	bb	so	wp	bk	hbp	ibb	sfa	sha	cia	ab	bf	fo	go	era
MARTIN,ROB L,1-2	3.2	5	5	5	3	2	0	0	0	0	0	1	0	15	19	6	3	7.65
BENGE,DUKE	0.1	3	2	2	0	0	0	0	0	0	0	0	0	4	4	0	1	5.56
DORNAK,CJ	1.2	4	3	3	0	1	0	0	0	0	0	0	0	9	9	1	3	13.03
FAIRBURN JR.,STEVAN	0.1	0	0	0	0	0	0	0	0	0	0	0	0	1	1	0	1	18.00
SHUGER,JASON	2.0	2	1	1	0	0	0	0	1	0	0	0	0	8	9	5	1	9.53
SANSING,JAKE	1.0	1	0	0	0	0	0	0	0	0	0	0	0	3	3	1	1	6.10

HBP - by RUSSELL, B. (COVIN); by MCBROOM, B. (JOE); by SHUGER (RUNION, B.).
Umpires -
Start: 12:00 PM Time: 2:55 Attendance: 200
Weather: Warm

The Automated ScoreBook
New Mexico at Air Force Academy
Mar 25, 2022 at Colorado Springs, CO (Falcon Field)

New Mexico 2 (9-13,3-4)

Player	ab	r	h	rbi	bb	so	po	a	lob
RUSSELL, Lance 2b	4	0	1	0	0	0	0	1	4
SCHNEIDER, Adam 2b	0	0	0	0	0	0	0	0	0
DAVID, Jeffrey cf	4	0	1	0	0	1	2	0	0
ASHBY, Lenny Junior lf	3	1	0	0	1	1	1	0	0
RUNION, Braydon rf	4	1	2	2	0	1	3	0	1
LANDERS, Kyle dh	3	0	1	0	0	1	0	0	0
SILVERMAN, Jack dh	1	0	0	0	0	0	0	0	0
CANO, Willie 3b	3	0	0	0	0	0	1	3	0
POSEY, Cole 3b	1	0	1	0	0	0	2	0	0
OLSON, Justin 1b	2	0	0	0	1	1	10	1	0
STEPHENS, Sean 1b	1	0	0	0	0	0	0	0	0
HOLTZ, Cody c	3	0	1	0	0	0	4	0	0
SMITH, Kyle c	1	0	0	0	0	0	0	0	1
WEISSENBORN, C. ss	2	0	0	0	1	1	0	3	0
EGLOFF, Riley p	0	0	0	0	0	0	0	0	0
MEZA, Bobby p	0	0	0	0	0	0	1	0	0
Totals	32	2	7	2	3	6	24	8	6

Air Force Academy 17 (8-12,2-4)

Player	ab	r	h	rbi	bb	so	po	a	lob
COVIN,BLAKE cf	5	3	2	1	0	0	3	0	0
KULASINGAM,SAM 1b	5	3	4	3	1	0	10	0	0
GARCIA,GABRIEL rf	5	2	2	1	0	1	2	0	1
GREIVING,JAKE dh	6	3	3	2	0	0	0	0	0
ALTORFER,BRAYDON c	5	0	2	3	0	1	6	0	2
REYES,AARON c	0	0	0	0	0	0	0	0	0
ZIMMERMAN,CAYDEN lf	5	1	1	1	0	2	1	0	2
BOOKER,JASON lf	0	0	0	0	0	0	1	0	0
THOMASON,JAY 3b	4	3	4	4	1	0	2	1	0
JOE,AERIK ss	5	2	2	1	0	0	1	4	1
TAMIYA,TRAYDEN 2b	4	0	0	1	0	0	1	6	2
SKENES,PAUL p	0	0	0	0	0	0	0	0	0
HAWKS,SAWYER p	0	0	0	0	0	0	0	0	0
ROGERS,DYLAN p	0	0	0	0	0	0	0	0	0
Totals	44	17	20	17	2	4	27	11	8

Score by Innings	1	2	3	4	5	6	7	8	9	R	H	E
New Mexico	0	0	0	0	0	2	0	0	0	**2**	**7**	**3**
Air Force Academy	2	7	0	1	0	1	2	4	X	**17**	**20**	**0**

E - RUSSELL, L.; RUNION, B.; HOLTZ, C.. DP - AFA 2. LOB - NM 6; AFA 8. 2B - POSEY, C.; KULASINGAM; ALTORFER; ZIMMERMAN. HR - RUNION, B.; KULASINGAM; THOMASON 2. HBP - COVIN; GARCIA. SF - TAMIYA. SB - THOMASON.

New Mexico	ip	h	r	er	bb	so	ab	bf
EGLOFF, Riley	4.0	13	10	9	0	3	26	27
MEZA, Bobby	4.0	7	7	7	2	1	18	22

Air Force Academy	ip	h	r	er	bb	so	ab	bf
SKENES,PAUL	5.0	3	0	0	2	5	17	19
HAWKS,SAWYER	2.0	1	2	2	1	1	7	8
ROGERS,DYLAN	2.0	3	0	0	0	0	8	8

Win - SKENES (2-2). Loss - EGLOFF, R. (4-1). Save - None.
WP - MEZA, B.; ROGERS. HBP - by EGLOFF, R. (COVIN); by MEZA, B. (GARCIA).

Umpires - HP: Jared Ferrans 1B: Asa Howard 2B: Scott Jones 3B: Jeffrey Maxey
Start: 1:00 pm Time: 2:55 Attendance: 100
Weather: Clear, windy

MISC. STATS

2022 New Mexico Baseball
Miscellaneous Stats for New Mexico (as of Mar 30, 2022)
(All games)

Multiple Hit Games	2	3	4	5+	Total
34 ASHBY, Lenny Juni	11	1	-	-	12
18 DAVID, Jeffrey	7	2	-	1	10
24 CANO, Willie	3	3	-	-	6
6 WILLMAN, Kamron	5	-	-	-	5
25 OLSON, Justin	4	-	-	-	4
29 RUNION, Braydon	4	-	-	-	4
4 RUSSELL, Lance	2	-	1	-	3
7 POSEY, Cole	2	1	-	-	3
5 SCHNEIDER, Adam	3	-	-	-	3
3 LANDERS, Kyle	2	1	-	-	3
12 WEISSENBORN, C.	2	-	-	-	2
27 PODSEDNIK, Shan	2	-	-	-	2
23 HOLTZ, Cody	2	-	-	-	2
31 STEPHENS, Sean	1	-	-	-	1
20 SILVERMAN, Jack	1	-	-	-	1
TEAM	51	8	1	1	61

Multiple RBI Games	2	3	4	5+	Total
34 ASHBY, Lenny Juni	6	2	-	-	8
18 DAVID, Jeffrey	5	1	-	-	6
29 RUNION, Braydon	3	1	-	-	4
3 LANDERS, Kyle	2	1	-	-	3
25 OLSON, Justin	2	-	1	-	3
4 RUSSELL, Lance	2	-	-	-	2
7 POSEY, Cole	-	1	1	-	2
27 PODSEDNIK, Shan	2	-	-	-	2
6 WILLMAN, Kamron	1	1	-	-	2
5 SCHNEIDER, Adam	2	-	-	-	2
23 HOLTZ, Cody	-	1	-	-	1
30 SMITH, Kyle	1	-	-	-	1
24 CANO, Willie	-	1	-	-	1
TEAM	26	9	2	0	37

Hitting Streaks	Longest	Current
34 ASHBY, Lenny Juni	10	3
6 WILLMAN, Kamron	10	10
3 LANDERS, Kyle	9	9
23 HOLTZ, Cody	7	2
18 DAVID, Jeffrey	6	5
7 POSEY, Cole	5	4
5 SCHNEIDER, Adam	5	-
27 PODSEDNIK, Shan	4	4
24 CANO, Willie	4	2
31 STEPHENS, Sean	4	1
25 OLSON, Justin	3	2
4 RUSSELL, Lance	3	1
12 WEISSENBORN, C.	3	3
29 RUNION, Braydon	3	1
20 SILVERMAN, Jack	2	2
30 SMITH, Kyle	2	-
47 MARTIN, Daniel	1	1

Reached Base Streaks	Longest	Current
34 ASHBY, Lenny Juni	20	20
5 SCHNEIDER, Adam	12	1
18 DAVID, Jeffrey	11	11
7 POSEY, Cole	10	10
6 WILLMAN, Kamron	10	10
3 LANDERS, Kyle	9	9
12 WEISSENBORN, C.	7	7
23 HOLTZ, Cody	7	2
29 RUNION, Braydon	5	5
4 RUSSELL, Lance	5	1
27 PODSEDNIK, Shan	5	5
25 OLSON, Justin	5	5
24 CANO, Willie	4	2
31 STEPHENS, Sean	4	1
20 SILVERMAN, Jack	2	2
30 SMITH, Kyle	2	-
47 MARTIN, Daniel	1	1

BATTING LEADERS

2022 New Mexico Baseball
Batting Leaders for New Mexico (as of Mar 30, 2022)
(All games)

Hitting minimums - 1 Games 5 AB 5 TPA
Pitching minimums - 1 Games

Batting avg	
1. 31 STEPHENS, Sean	.462
2. 18 DAVID, Jeffrey	.343
3. 34 ASHBY, Lenny Junior	.337
4. 24 CANO, Willie	.320
6 WILLMAN, Kamron	.320

Slugging pct	
1. 34 ASHBY, Lenny Junior	.633
2. 7 POSEY, Cole	.564
3. 29 RUNION, Braydon	.556
4. 31 STEPHENS, Sean	.538
5. 24 CANO, Willie	.533

On base pct	
1. 31 STEPHENS, Sean	.500
2. 18 DAVID, Jeffrey	.417
3. 34 ASHBY, Lenny Junior	.412
4. 23 HOLTZ, Cody	.408
5. 7 POSEY, Cole	.400

Runs scored	
1. 18 DAVID, Jeffrey	21
2. 34 ASHBY, Lenny Junior	18
3. 29 RUNION, Braydon	14
4. 12 WEISSENBORN, C.	13
5. 7 POSEY, Cole	12

Hits	
1. 18 DAVID, Jeffrey	35
2. 34 ASHBY, Lenny Junior	33
3. 24 CANO, Willie	24
4. 3 LANDERS, Kyle	19
5. 7 POSEY, Cole	17

Runs batted in	
1. 34 ASHBY, Lenny Junior	24
2. 18 DAVID, Jeffrey	18
3. 29 RUNION, Braydon	16
4. 3 LANDERS, Kyle	13
5. 24 CANO, Willie	11

Doubles	
1. 18 DAVID, Jeffrey	9
3 LANDERS, Kyle	9
3. 24 CANO, Willie	7
4. 34 ASHBY, Lenny Junior	6
5. 4 RUSSELL, Lance	5

Triples	
1. 24 CANO, Willie	3
2. 7 POSEY, Cole	2
18 DAVID, Jeffrey	2
4. 7 tied at.....	1

Home runs	
1. 34 ASHBY, Lenny Junior	7
2. 29 RUNION, Braydon	5
3. 18 DAVID, Jeffrey	2
27 PODSEDNIK, Shane	2
7 POSEY, Cole	2

Total bases	
1. 34 ASHBY, Lenny Junior	62
2. 18 DAVID, Jeffrey	54
3. 24 CANO, Willie	40
4. 29 RUNION, Braydon	35
5. 2 tied at.....	31

Walks	
1. 34 ASHBY, Lenny Junior	13
2. 3 LANDERS, Kyle	11
25 OLSON, Justin	11
18 DAVID, Jeffrey	11
5. 24 CANO, Willie	10

Hit by pitch	
1. 7 POSEY, Cole	5
2. 12 WEISSENBORN, C.	4
29 RUNION, Braydon	4
4. 3 tied at.....	2

Sac bunts	
1. 5 SCHNEIDER, Adam	3
2. 6 WILLMAN, Kamron	2
24 CANO, Willie	2
4. 27 PODSEDNIK, Shane	1

Sac flies	
1. 29 RUNION, Braydon	3
2. 24 CANO, Willie	2
34 ASHBY, Lenny Junior	2
4. 4 tied at.....	1

Stolen bases	
1. 34 ASHBY, Lenny Junior	2
7 POSEY, Cole	2
24 CANO, Willie	2
4. 4 tied at.....	1

Caught stealing	
1. 24 CANO, Willie	1
18 DAVID, Jeffrey	1
5 SCHNEIDER, Adam	1

Steal attempts	
1. 24 CANO, Willie	3
2. 18 DAVID, Jeffrey	2
5 SCHNEIDER, Adam	2
7 POSEY, Cole	2
34 ASHBY, Lenny Junior	2

Stolen base pct	
1. 34 ASHBY, Lenny Junior	1.000
7 POSEY, Cole	1.000
6 WILLMAN, Kamron	1.000
31 STEPHENS, Sean	1.000
5. 24 CANO, Willie	.667

Strikeouts	
1. 25 OLSON, Justin	20
12 WEISSENBORN, C.	20
3. 18 DAVID, Jeffrey	19
4. 24 CANO, Willie	18
5. 3 tied at.....	16

Grounded into DP	
1. 7 POSEY, Cole	2
23 HOLTZ, Cody	2
24 CANO, Willie	2
4. 5 tied at.....	1

Total plate appearances	
1. 18 DAVID, Jeffrey	115
2. 34 ASHBY, Lenny Junior	114
3. 24 CANO, Willie	89
4. 3 LANDERS, Kyle	88
5. 5 SCHNEIDER, Adam	85

At bats	
1. 18 DAVID, Jeffrey	102
2. 34 ASHBY, Lenny Junior	98
3. 3 LANDERS, Kyle	76
4. 24 CANO, Willie	75
5. 5 SCHNEIDER, Adam	71

Games played	
1. 34 ASHBY, Lenny Junior	25
18 DAVID, Jeffrey	25
3. 3 LANDERS, Kyle	23
4. 5 SCHNEIDER, Adam	22
24 CANO, Willie	22

Game starts	
1. 34 ASHBY, Lenny Junior	25
18 DAVID, Jeffrey	25
3. 24 CANO, Willie	22
4. 3 LANDERS, Kyle	21
5. 5 SCHNEIDER, Adam	19

Games as sub	
1. 20 SILVERMAN, Jack	10
30 SMITH, Kyle	10
3. 38 MCBROOM, Brian	9
32 LOESCH, Owen	9
28 ARMBRUESTER, Will	9

2022 New Mexico Baseball
Pitching Leaders for New Mexico (as of Mar 30, 2022)
(All games)

Hitting minimums - 1 Games 5 AB 5 TPA
Pitching minimums - 1 Games

Earned run avg	
1. 44 ASHCRAFT, Mason	0.00
2. 28 ARMBRUESTER, Will	2.70
3. 15 MAKIL, Aaron	3.52
4. 10 EGLOFF, Riley	3.97
5. 13 RUSSELL, Brett	4.34

Opposing bat avg	
1. 10 EGLOFF, Riley	.261
2. 17 MURANO, Jack	.267
3. 19 STILL, Justin	.275
4. 28 ARMBRUESTER, Will	.278
5. 43 HALEY, Matt	.287

Won-loss pct	
1. 38 MCBROOM, Brian	1.000
41 STRMISKA, Jacob	1.000
43 HALEY, Matt	1.000
4. 10 EGLOFF, Riley	.800
5. 19 STILL, Justin	.500

Wins	
1. 10 EGLOFF, Riley	4
2. 8 tied at.....	1

Losses	
1. 13 RUSSELL, Brett	3
14 REYES JR, Miguel	3
3. 2 LIVELY, Tristin	2
4. 5 tied at.....	1

Saves	
1. 38 MCBROOM, Brian	3
2. 28 ARMBRUESTER, Will	1
15 MAKIL, Aaron	1

Innings pitched	
1. 10 EGLOFF, Riley	34.0
2. 13 RUSSELL, Brett	29.0
3. 43 HALEY, Matt	25.1
4. 2 LIVELY, Tristin	22.2
5. 38 MCBROOM, Brian	21.2

Batters struck out	
1. 10 EGLOFF, Riley	32
2. 13 RUSSELL, Brett	21
3. 38 MCBROOM, Brian	19
2 LIVELY, Tristin	19
5. 43 HALEY, Matt	18

Appearances	
1. 32 LOESCH, Owen	9
28 ARMBRUESTER, Will	9
38 MCBROOM, Brian	9
4. 3 tied at.....	7

Games started	
1. 13 RUSSELL, Brett	6
10 EGLOFF, Riley	6
2 LIVELY, Tristin	6
4. 14 REYES JR, Miguel	4
5. 43 HALEY, Matt	3

Games finished	
1. 38 MCBROOM, Brian	5
2. 28 ARMBRUESTER, Will	4
3. 15 MAKIL, Aaron	3
41 STRMISKA, Jacob	3
32 LOESCH, Owen	3

Games in relief	
1. 28 ARMBRUESTER, Will	9
38 MCBROOM, Brian	9
32 LOESCH, Owen	9
4. 19 STILL, Justin	7
5. 2 tied at.....	6

Wild pitches	
1. 2 LIVELY, Tristin	6
2. 19 STILL, Justin	4
41 STRMISKA, Jacob	4
4. 3 tied at.....	3

Balks	
1. 10 EGLOFF, Riley	1

Hit batters	
1. 17 MURANO, Jack	6
2. 19 STILL, Justin	4
2 LIVELY, Tristin	4
43 HALEY, Matt	4
32 LOESCH, Owen	4

Intentional BB allowed	
1. 28 ARMBRUESTER, Will	1
38 MCBROOM, Brian	1

Runners picked off

Batters SO out looking	
1. 38 MCBROOM, Brian	10
2. 10 EGLOFF, Riley	7
3. 13 RUSSELL, Brett	6
4. 43 HALEY, Matt	4
5. 3 tied at.....	3

Sac bunts allowed	
1. 13 RUSSELL, Brett	2
19 STILL, Justin	2
3. 43 HALEY, Matt	1
36 HUDSON, Terrell	1
28 ARMBRUESTER, Will	1

Sac flies allowed	
1. 36 HUDSON, Terrell	2
2. 6 tied at.....	1

Hits allowed	
1. 44 ASHCRAFT, Mason	0
2. 49 ITURRALDE, Adolfo	1
3. 17 MURANO, Jack	4
4. 16 FLEBBE, Justin	5
5. 35 STEINKAMP, Arthur	8

Runs allowed	
1. 44 ASHCRAFT, Mason	0
2. 49 ITURRALDE, Adolfo	1
3. 15 MAKIL, Aaron	3
4. 41 STRMISKA, Jacob	5
16 FLEBBE, Justin	5

Earned runs allowed	
1. 44 ASHCRAFT, Mason	0
2. 49 ITURRALDE, Adolfo	1
3. 15 MAKIL, Aaron	3
4. 36 HUDSON, Terrell	4
28 ARMBRUESTER, Will	4

Walks allowed	
1. 15 MAKIL, Aaron	0
2. 41 STRMISKA, Jacob	1
35 STEINKAMP, Arthur	1
36 HUDSON, Terrell	1
46 BAKER-LIVINGSTON,Ben	1

Doubles allowed	
1. 44 ASHCRAFT, Mason	0
49 ITURRALDE, Adolfo	0
3. 33 MEZA, Bobby	1
17 MURANO, Jack	1
35 STEINKAMP, Arthur	1

Triples allowed	
1. 44 ASHCRAFT, Mason	0
49 ITURRALDE, Adolfo	0
33 MEZA, Bobby	0
17 MURANO, Jack	0
35 STEINKAMP, Arthur	0

Home runs allowed	
1. 44 ASHCRAFT, Mason	0
49 ITURRALDE, Adolfo	0
32 LOESCH, Owen	0
17 MURANO, Jack	0
35 STEINKAMP, Arthur	0

2022 New Mexico Baseball
Fielding Leaders for New Mexico (as of Mar 30, 2022)
(All games)

Hitting minimums - 1 Games
Pitching minimums - 1 Games

Fielding pct	
1. 25 OLSON, Justin	1.000
20 SILVERMAN, Jack	1.000
5 SCHNEIDER, Adam	1.000
30 SMITH, Kyle	1.000
38 MCBROOM, Brian	1.000

Chances	
1. 25 OLSON, Justin	108
2. 3 LANDERS, Kyle	99
3. 7 POSEY, Cole	96
4. 23 HOLTZ, Cody	90
5. 27 PODSEDNIK, Shane	78

Putouts	
1. 25 OLSON, Justin	99
2. 3 LANDERS, Kyle	95
3. 23 HOLTZ, Cody	79
4. 27 PODSEDNIK, Shane	72
5. 18 DAVID, Jeffrey	62

Assists	
1. 7 POSEY, Cole	61
2. 12 WEISSENBORN, C.	44
3. 6 WILLMAN, Kamron	42
4. 24 CANO, Willie	35
5. 4 RUSSELL, Lance	34

Errors	
1. 6 WILLMAN, Kamron	6
2. 24 CANO, Willie	5
7 POSEY, Cole	5
4. 4 RUSSELL, Lance	4
5. 3 tied at.....	3

Fielding double plays	
1. 7 POSEY, Cole	17
2. 3 LANDERS, Kyle	14
3. 25 OLSON, Justin	12
4. 4 RUSSELL, Lance	10
6 WILLMAN, Kamron	10

Stolen bases against	
1. 23 HOLTZ, Cody	14
2. 27 PODSEDNIK, Shane	4
10 EGLOFF, Riley	4
4. 13 RUSSELL, Brett	3
2 LIVELY, Tristin	3

Caught stealing by	
1. 23 HOLTZ, Cody	5
2. 2 LIVELY, Tristin	4
3. 27 PODSEDNIK, Shane	3
4. 4 tied at.....	1

Steal attempts against	
1. 23 HOLTZ, Cody	19
2. 2 LIVELY, Tristin	7
27 PODSEDNIK, Shane	7
4. 10 EGLOFF, Riley	5
5. 13 RUSSELL, Brett	4

Passed balls	
1. 23 HOLTZ, Cody	2
2. 27 PODSEDNIK, Shane	1

Catchers interference

2022 New Mexico Baseball
Individual Game-by-Game for New Mexico (as of Mar 30, 2022)

#28 ARMBRUESTER, Will - 2 games (All games)

Date	Opponent	Pos	AB	R	H	RBI	2B	3B	HR	BB	SB	CS	HBP	SAC	SF	GDP	K	PO	A	E	Avg
Feb 26	HOLY CROSS-1	p	0	0	0	0	0	0	0	0	0	0	0	0	0	0	0	0	1	0	.000
Mar 04	at San Jose State	p	0	0	0	0	0	0	0	0	0	0	0	0	0	0	0	0	0	1	.000
Totals		0gs	0	0	0	0	0	0	0	0	0	0	0	0	0	0	0	0	1	1	.000

On base pct. .000 • Slugging pct. .000

#28 ARMBRUESTER, Will - 9 appearances (All games)

Date	Opponent	GS	IP	H	R	ER	BB	SO	2B	3B	HR	WP	BK	HBP	IBB	Score	W-L	Sv	ERA	NP
Feb 18	vs Gonzaga		1.2	0	1	1	1	2	0	0	0	0	0	1	0	2-3	0-1	0	5.40	32
Feb 26	HOLY CROSS-1		2.0	2	0	0	0	0	0	0	0	0	0	0	0	5-7	0-1	0	2.45	26
Feb 27	HOLY CROSS		1.0	0	0	0	0	2	0	0	0	0	0	0	0	7-2	0-1	0	1.93	9
Mar 04	at San Jose State		1.2	2	0	0	2	3	1	0	0	0	0	0	0	5-0	0-1	0	1.42	45
Mar 06	at San Jose State		0.1	1	0	0	2	0	0	0	0	0	0	0	0	2-4	0-1	0	1.35	18
Mar 13	FRESNO STATE		1.0	3	2	2	2	0	1	0	1	0	0	0	1	9-8	0-1	0	3.52	22
Mar 16	at Texas Tech		2.1	2	0	0	3	1	0	0	0	0	0	0	0	5-11	0-1	0	2.70	52
Mar 20	at Wichita State		0.1	2	4	1	1	1	0	0	1	0	0	0	0	7-13	0-1	0	3.48	34
Mar 23	ARIZONA		3.0	3	0	0	1	2	1	0	0	0	0	0	0	12-7	0-1	1	2.70	41
Totals		0	13.1	15	7	4	12	11	3	0	2	0	0	1	1	54-55	0-1	1	2.70	-

#34 ASHBY, Lenny Junior - 25 games (All games)

Date	Opponent	Pos	AB	R	H	RBI	2B	3B	HR	BB	SB	CS	HBP	SAC	SF	GDP	K	PO	A	E	Avg
Feb 18	vs Oregon State	*of	4	0	0	0	0	0	0	0	0	0	0	0	0	0	1	3	0	0	.000
Feb 18	vs Gonzaga	*of	3	0	1	0	0	0	0	1	1	0	0	0	0	0	0	4	0	0	.143
Feb 19	vs Gonzaga	*of	3	1	2	0	0	0	0	1	0	0	0	0	0	0	0	2	0	0	.300
Feb 20	vs Oregon State	*of	4	0	1	0	0	0	0	0	0	0	0	0	0	0	0	1	0	0	.286
Feb 25	HOLY CROSS	*of	4	0	0	1	0	0	0	0	0	0	0	0	1	0	1	1	0	0	.222
Feb 26	HOLY CROSS-1	*of	4	1	1	1	1	0	0	1	0	0	0	0	0	0	1	1	0	1	.227
Feb 26	HOLY CROSS-2	*of	4	1	1	2	0	0	1	1	0	0	0	0	0	0	1	1	0	0	.231
Feb 27	HOLY CROSS	*of	4	1	1	2	0	0	1	0	0	0	0	0	0	0	2	1	0	0	.233
Mar 04	at San Jose State	*of	4	0	0	0	0	0	0	1	0	0	0	0	0	0	2	0	0	0	.206
Mar 05	at San Jose State	*of	4	0	2	1	1	0	0	0	0	0	0	0	0	0	0	2	0	0	.237
Mar 06	at San Jose State	*of	2	0	0	0	0	0	0	2	0	0	0	0	0	0	1	1	0	0	.225
Mar 08	at Arizona	*of	4	1	2	1	0	0	1	0	0	0	0	0	0	0	1	1	0	0	.250
Mar 11	FRESNO STATE	*of	4	2	2	2	0	0	1	0	0	0	0	0	0	0	0	0	0	0	.271
Mar 12	FRESNO STATE	*of	5	0	2	0	0	0	0	0	0	0	0	0	0	0	0	2	0	0	.283
Mar 13	FRESNO STATE	*of	5	1	2	3	1	0	1	1	0	0	0	0	0	0	1	0	0	0	.293
Mar 15	at Texas Tech	*of	2	0	1	0	0	0	0	0	0	0	0	0	0	0	1	0	0	0	.300
Mar 16	at Texas Tech	*of	4	0	2	2	1	0	0	0	0	0	0	0	0	0	0	3	0	0	.312
Mar 18	at Wichita State	*of	4	0	2	0	1	0	0	1	0	0	0	0	0	0	0	4	0	0	.324
Mar 19	at Wichita State	*of	5	2	2	2	0	0	1	1	0	0	0	0	0	0	0	3	0	0	.329
Mar 20	at Wichita State	*of	5	1	2	3	0	0	0	0	0	0	0	0	0	0	0	2	0	0	.333
Mar 23	ARIZONA	*of	5	2	2	1	1	0	0	0	0	0	0	0	1	0	2	1	0	0	.337
Mar 25	at Air Force Acade	*of	3	1	0	0	0	0	0	1	0	0	0	0	0	0	1	1	0	0	.326
Mar 26	at Air Force Acade	*of	5	2	3	2	0	0	1	0	0	0	0	0	0	0	0	2	0	0	.341
Mar 27	at Air Force Acade	*of	4	1	1	1	0	1	0	1	0	0	1	0	0	0	1	1	0	0	.337
Mar 29	at New Mexico Sta	*of	3	1	1	0	0	0	0	1	1	0	0	0	0	0	0	0	0	0	.337
Totals		25gs	98	18	33	24	6	1	7	13	2	0	1	0	2	0	16	37	0	1	.337

On base pct. .412 • Slugging pct. .633

#44 ASHCRAFT, Mason - 1 game (All games)

Date	Opponent	Pos	AB	R	H	RBI	2B	3B	HR	BB	SB	CS	HBP	SAC	SF	GDP	K	PO	A	E	Avg
Mar 08	at Arizona	p	0	0	0	0	0	0	0	0	0	0	0	0	0	0	0	1	0	0	.000
Totals		0gs	0	0	0	0	0	0	0	0	0	0	0	0	0	0	0	1	0	0	.000

On base pct. .000 • Slugging pct. .000

2022 New Mexico Baseball
Individual Game-by-Game for New Mexico (as of Mar 30, 2022)

#44 ASHCRAFT, Mason - 1 appearance (All games)

Date	Opponent	GS	IP	H	R	ER	BB	SO	2B	3B	HR	WP	BK	HBP	IBB	Score	W-L	Sv	ERA	NP
Mar 08	at Arizona		0.1	0	0	0	2	0	0	0	0	2	0	0	0	5-12	0-0	0	0.00	9
Totals		0	0.1	0	0	0	2	0	0	0	0	2	0	0	0	5-12	0-0	0	0.00	-

#46 BAKER-LIVINGSTON,Ben - 2 appearances (All games)

Date	Opponent	GS	IP	H	R	ER	BB	SO	2B	3B	HR	WP	BK	HBP	IBB	Score	W-L	Sv	ERA	NP
Feb 20	vs Oregon State		0.1	4	4	4	0	0	1	0	1	0	0	0	0	3-13	0-0	0	108.0	16
Mar 15	at Texas Tech		0.1	6	7	7	1	0	2	0	0	1	0	0	0	2-28	0-0	0	148.5	23
Totals		0	0.2	10	11	11	1	0	3	0	1	1	0	0	0	5-41	0-0	0	148.5	-

#24 CANO, Willie - 22 games (All games)

Date	Opponent	Pos	AB	R	H	RBI	2B	3B	HR	BB	SB	CS	HBP	SAC	SF	GDP	K	PO	A	E	Avg
Feb 18	vs Oregon State	*3b	3	0	1	1	0	0	0	0	0	0	0	0	0	0	0	1	0	0	.333
Feb 18	vs Gonzaga	*3b	4	0	2	0	1	0	0	0	0	0	0	0	0	0	2	0	1	0	.429
Feb 19	vs Gonzaga	*3b	3	0	0	0	0	0	0	0	0	0	0	0	0	0	1	0	1	2	.300
Feb 20	vs Oregon State	*3b	3	1	1	0	1	0	0	0	0	0	0	0	0	0	0	1	0	0	.308
Feb 25	HOLY CROSS	*3b	5	2	3	3	1	2	0	0	0	0	0	0	0	0	0	0	2	0	.389
Feb 26	HOLY CROSS-1	*3b	4	0	0	0	0	0	0	0	0	0	0	0	0	1	1	1	2	2	.318
Feb 26	HOLY CROSS-2	*3b	4	0	1	1	0	0	0	1	0	0	0	0	0	1	1	1	2	0	.308
Feb 27	HOLY CROSS	*3b	4	0	1	0	0	0	0	0	0	0	0	0	0	0	1	0	2	0	.300
Mar 04	at San Jose State	*3b	3	0	1	0	1	0	0	2	0	0	0	0	0	0	1	1	2	0	.303
Mar 05	at San Jose State	*3b	4	0	2	0	0	0	0	0	0	0	0	0	0	0	0	1	0	0	.324
Mar 06	at San Jose State	*2b	4	0	0	0	0	0	0	0	0	0	0	0	0	0	3	3	1	0	.293
Mar 08	at Arizona	*3b	3	0	1	0	0	0	0	0	0	0	0	0	0	0	1	0	1	0	.295
Mar 11	FRESNO STATE	*3b	3	0	1	1	0	0	0	0	0	0	0	0	1	0	1	0	4	0	.298
Mar 12	FRESNO STATE	*3b	4	0	1	1	0	0	0	0	0	0	0	0	0	0	1	0	3	0	.294
Mar 13	FRESNO STATE	*3b	5	0	0	0	0	0	0	0	0	0	0	1	0	0	3	0	1	1	.268
Mar 18	at Wichita State	*3b	2	0	1	0	1	0	0	1	0	0	0	1	0	0	1	2	1	0	.276
Mar 19	at Wichita State	*3b	4	2	2	1	0	0	0	2	1	1	0	0	0	0	1	0	3	0	.290
Mar 20	at Wichita State	*3b	0	0	0	0	0	0	0	2	0	0	0	0	0	0	0	0	0	0	.290
Mar 23	ARIZONA	*3b	2	1	0	1	0	0	0	2	0	0	0	0	1	0	0	0	4	0	.281
Mar 25	at Air Force Acade	*3b	3	0	0	0	0	0	0	0	0	0	0	0	0	0	0	1	3	0	.269
Mar 26	at Air Force Acade	*3b	5	1	3	1	1	1	0	0	1	0	0	0	0	0	0	0	1	0	.292
Mar 27	at Air Force Acade	*3b	3	2	3	1	1	0	1	0	0	0	0	0	0	0	0	0	1	0	.320
Totals		22gs	75	9	24	11	7	3	1	10	2	1	0	2	2	2	18	12	35	5	.320

On base pct. .391 • Slugging pct. .533

2022 New Mexico Baseball
Individual Game-by-Game for New Mexico (as of Mar 30, 2022)

#18 DAVID, Jeffrey - 25 games (All games)

Date	Opponent	Pos	AB	R	H	RBI	2B	3B	HR	BB	SB	CS	HBP	SAC	SF	GDP	K	PO	A	E	Avg
Feb 18	vs Oregon State	*of	4	0	1	0	0	0	0	0	0	0	0	0	0	0	1	3	0	0	.250
Feb 18	vs Gonzaga	*of	4	1	2	0	1	0	0	0	0	0	0	0	0	0	1	0	0	0	.375
Feb 19	vs Gonzaga	*of	3	0	0	1	0	0	0	1	1	0	0	0	0	0	1	3	0	0	.273
Feb 20	vs Oregon State	*of	4	1	1	2	0	0	1	0	0	0	0	0	0	1	2	3	1	0	.267
Feb 25	HOLY CROSS	*of	2	2	1	0	0	0	0	3	0	0	0	0	0	0	0	1	0	0	.294
Feb 26	HOLY CROSS-1	*of	5	1	1	0	0	0	0	0	0	0	0	0	0	0	2	1	0	0	.273
Feb 26	HOLY CROSS-2	*of	5	1	2	0	0	0	0	0	0	0	0	0	0	0	0	0	0	0	.296
Feb 27	HOLY CROSS	*of	4	0	1	2	0	1	0	0	0	0	0	0	0	0	0	2	0	0	.290
Mar 04	at San Jose State	*of	3	0	1	1	1	0	0	2	0	0	0	0	0	0	1	1	0	0	.294
Mar 05	at San Jose State	*of	4	0	0	0	0	0	0	0	0	1	0	0	0	0	2	5	0	0	.263
Mar 06	at San Jose State	*of	4	0	1	0	0	0	0	0	0	0	0	0	0	0	0	5	0	0	.262
Mar 08	at Arizona	*of	4	1	1	0	0	0	0	0	0	0	0	0	0	0	0	7	0	0	.261
Mar 11	FRESNO STATE	*of	4	1	2	1	2	0	0	0	0	0	0	0	0	0	0	5	0	0	.280
Mar 12	FRESNO STATE	*of	5	0	0	0	0	0	0	0	0	0	0	0	0	0	1	1	0	1	.255
Mar 13	FRESNO STATE	*of	4	1	2	3	1	0	0	2	0	0	0	0	0	0	1	2	0	0	.271
Mar 15	at Texas Tech	*of	4	0	1	0	0	0	0	0	0	0	0	0	0	0	0	5	0	0	.270
Mar 16	at Texas Tech	*of	3	0	0	0	0	0	0	1	0	0	0	0	0	0	1	4	0	0	.258
Mar 18	at Wichita State	*of	4	0	2	1	1	0	0	0	0	0	1	0	0	0	0	1	0	0	.271
Mar 19	at Wichita State	*of	6	2	2	1	0	0	0	0	0	0	0	0	0	0	2	0	0	0	.276
Mar 20	at Wichita State	*of	2	0	0	0	0	0	0	1	0	0	0	0	0	0	1	2	0	0	.269
Mar 23	ARIZONA	*of	5	3	3	0	0	0	0	1	0	0	0	0	0	0	1	3	0	0	.289
Mar 25	at Air Force Acade	*of	4	0	1	0	0	0	0	0	0	0	0	0	0	0	1	2	0	0	.287
Mar 26	at Air Force Acade	*of	5	2	3	2	1	0	0	0	0	0	0	0	0	0	0	2	0	0	.304
Mar 27	at Air Force Acade	*of	5	3	5	2	2	1	0	0	0	0	1	0	0	0	0	2	0	0	.340
Mar 29	at New Mexico Sta	*of	5	2	2	2	0	0	1	0	0	0	0	0	0	0	1	2	0	0	.343
Totals		25gs	102	21	35	18	9	2	2	11	1	1	2	0	0	1	19	62	1	1	.343

On base pct. .417 • Slugging pct. .529

#10 EGLOFF, Riley - 1 game (All games)

Date	Opponent	Pos	AB	R	H	RBI	2B	3B	HR	BB	SB	CS	HBP	SAC	SF	GDP	K	PO	A	E	Avg
Feb 18	vs Gonzaga	*p	0	0	0	0	0	0	0	0	0	0	0	0	0	0	0	1	1	0	.000
Totals		1gs	0	0	0	0	0	0	0	0	0	0	0	0	0	0	0	1	1	0	.000

On base pct. .000 • Slugging pct. .000

#10 EGLOFF, Riley - 6 appearances (All games)

Date	Opponent	GS	IP	H	R	ER	BB	SO	2B	3B	HR	WP	BK	HBP	IBB	Score	W-L	Sv	ERA	NP
Feb 18	vs Gonzaga	*	5.0	1	2	1	1	6	0	0	0	1	0	0	0	2-3	0-0	0	1.80	64
Feb 25	HOLY CROSS	*	5.0	6	2	2	3	4	2	0	0	0	0	0	0	13-4	1-0	0	2.70	86
Mar 04	at San Jose State	*	6.0	5	0	0	3	7	0	0	0	0	1	0	0	5-0	2-0	0	1.69	99
Mar 11	FRESNO STATE	*	6.0	7	3	3	1	3	2	0	1	0	0	0	0	7-3	3-0	0	2.45	102
Mar 18	at Wichita State	*	8.0	4	0	0	3	9	1	0	0	0	0	1	0	4-0	4-0	0	1.80	111
Mar 25	at Air Force Acade	*	4.0	13	10	9	0	3	2	0	1	0	0	1	0	2-17	4-1	0	3.97	65
Totals		6	34.0	36	17	15	11	32	7	0	2	1	1	2	0	33-27	4-1	0	3.97	-

#16 FLEBBE, Justin - 2 appearances (All games)

Date	Opponent	GS	IP	H	R	ER	BB	SO	2B	3B	HR	WP	BK	HBP	IBB	Score	W-L	Sv	ERA	NP
Feb 19	vs Gonzaga		1.0	2	2	2	1	1	1	1	0	0	0	0	0	2-12	0-0	0	18.00	24
Mar 15	at Texas Tech		2.2	3	3	3	5	2	1	0	1	0	0	0	0	2-28	0-0	0	12.27	52
Totals		0	3.2	5	5	5	6	3	2	1	1	0	0	0	0	4-40	0-0	0	12.27	-

#43 HALEY, Matt - 3 games (All games)

Date	Opponent	Pos	AB	R	H	RBI	2B	3B	HR	BB	SB	CS	HBP	SAC	SF	GDP	K	PO	A	E	Avg
Feb 18	vs Oregon State	p	0	0	0	0	0	0	0	0	0	0	0	0	0	0	0	0	1	0	.000
Mar 16	at Texas Tech	*p	0	0	0	0	0	0	0	0	0	0	0	0	0	0	0	0	1	0	.000
Mar 29	at New Mexico Sta	*p	0	0	0	0	0	0	0	0	0	0	0	0	0	0	0	1	1	0	.000
Totals		2gs	0	0	0	0	0	0	0	0	0	0	0	0	0	0	0	1	3	0	.000

On base pct. .000 • Slugging pct. .000

2022 New Mexico Baseball
Individual Game-by-Game for New Mexico (as of Mar 30, 2022)

#43 HALEY, Matt - 7 appearances (All games)

Date	Opponent	GS	IP	H	R	ER	BB	SO	2B	3B	HR	WP	BK	HBP	IBB	Score	W-L	Sv	ERA	NP
Feb 18	vs Oregon State		3.1	4	3	2	5	0	1	0	0	0	0	0	0	1-21	0-0	0	5.40	57
Feb 26	HOLY CROSS-2		4.0	5	3	3	1	1	2	0	0	0	0	1	0	7-6	0-0	0	6.14	49
Mar 08	at Arizona		2.0	1	1	1	0	1	0	0	0	1	0	0	0	5-12	0-0	0	5.79	21
Mar 16	at Texas Tech	*	4.0	6	4	4	2	3	3	0	0	1	0	0	0	5-11	0-0	0	6.75	81
Mar 20	at Wichita State		3.0	3	1	1	0	2	0	0	1	0	0	1	0	7-13	0-0	0	6.06	33
Mar 23	ARIZONA	*	3.0	5	5	0	1	3	2	1	1	0	0	0	0	12-7	0-0	0	5.12	66
Mar 29	at New Mexico Sta	*	6.0	5	2	2	0	8	1	0	0	1	0	2	0	19-2	1-0	0	4.62	96
Totals		3	25.1	29	19	13	9	18	9	1	2	3	0	4	0	56-72	1-0	0	4.62	-

#23 HOLTZ, Cody - 16 games (All games)

Date	Opponent	Pos	AB	R	H	RBI	2B	3B	HR	BB	SB	CS	HBP	SAC	SF	GDP	K	PO	A	E	Avg
Feb 18	vs Oregon State	*c	3	1	0	0	0	0	0	1	0	0	0	0	0	0	1	2	0	0	.000
Feb 18	vs Gonzaga	ph/c	1	0	0	0	0	0	0	0	0	0	0	0	0	0	0	1	0	0	.000
Feb 19	vs Gonzaga	*c	2	0	0	0	0	0	0	0	0	0	0	0	0	0	0	3	0	0	.000
Feb 20	vs Oregon State	ph/c	1	0	0	0	0	0	0	0	0	0	0	0	0	0	0	3	0	0	.000
Feb 25	HOLY CROSS	*c	4	1	1	3	0	0	1	0	0	0	0	0	0	1	1	6	0	0	.091
Feb 26	HOLY CROSS-2	*c	3	1	1	0	0	1	0	1	0	0	0	0	0	1	0	5	2	0	.143
Mar 04	at San Jose State	*c	2	1	1	0	0	0	0	3	0	0	0	0	0	0	1	11	1	0	.188
Mar 06	at San Jose State	*c	4	0	1	0	1	0	0	0	0	0	0	0	0	0	1	5	2	0	.200
Mar 11	FRESNO STATE	*c	3	1	1	0	0	0	0	1	0	0	0	0	0	0	0	4	0	0	.217
Mar 13	FRESNO STATE	*c	5	1	2	0	1	0	0	0	0	0	1	0	0	0	2	11	2	0	.250
Mar 16	at Texas Tech	c	0	0	0	0	0	0	0	0	0	0	0	0	0	0	0	2	0	1	.250
Mar 18	at Wichita State	*c	2	2	1	0	0	0	0	2	0	0	0	0	0	0	0	11	1	0	.267
Mar 19	at Wichita State	c	0	0	0	0	0	0	0	0	0	0	0	0	0	0	0	3	0	0	.267
Mar 20	at Wichita State	*c	2	0	0	0	0	0	0	0	0	0	0	0	0	0	1	5	0	1	.250
Mar 25	at Air Force Acade	*c	3	0	1	0	0	0	0	0	0	0	0	0	0	0	0	4	0	1	.257
Mar 27	at Air Force Acade	*c	5	2	2	0	0	0	0	0	0	0	0	0	0	0	1	3	0	0	.275
Totals		12gs	40	10	11	3	2	1	1	8	0	0	1	0	0	2	8	79	8	3	.275

On base pct. .408 • Slugging pct. .450

#36 HUDSON, Terrell - 1 game (All games)

Date	Opponent	Pos	AB	R	H	RBI	2B	3B	HR	BB	SB	CS	HBP	SAC	SF	GDP	K	PO	A	E	Avg
Feb 19	vs Gonzaga	p	0	0	0	0	0	0	0	0	0	0	0	0	0	0	0	0	2	1	.000
Totals		0gs	0	0	0	0	0	0	0	0	0	0	0	0	0	0	0	0	2	1	.000

On base pct. .000 • Slugging pct. .000

#36 HUDSON, Terrell - 3 appearances (All games)

Date	Opponent	GS	IP	H	R	ER	BB	SO	2B	3B	HR	WP	BK	HBP	IBB	Score	W-L	Sv	ERA	NP
Feb 19	vs Gonzaga		2.0	5	4	0	0	1	2	0	0	0	0	0	0	2-12	0-0	0	0.00	37
Mar 12	FRESNO STATE		1.1	3	2	2	0	0	0	0	1	0	0	0	0	3-12	0-0	0	5.40	20
Mar 15	at Texas Tech		1.2	4	2	2	1	2	1	0	0	0	0	0	0	2-28	0-0	0	7.20	41
Totals		0	5.0	12	8	4	1	3	3	0	1	0	0	0	0	7-52	0-0	0	7.20	-

#49 ITURRALDE, Adolfo - 1 appearance (All games)

Date	Opponent	GS	IP	H	R	ER	BB	SO	2B	3B	HR	WP	BK	HBP	IBB	Score	W-L	Sv	ERA	NP
Mar 08	at Arizona		0.0	1	1	1	1	0	0	0	0	2	0	0	0	5-12	0-0	0	999.0	12
Totals		0	0.0	1	1	1	1	0	0	0	0	2	0	0	0	5-12	0-0	0	999.0	-

2022 New Mexico Baseball
Individual Game-by-Game for New Mexico (as of Mar 30, 2022)

#3 LANDERS, Kyle - 23 games (All games)

Date	Opponent	Pos	AB	R	H	RBI	2B	3B	HR	BB	SB	CS	HBP	SAC	SF	GDP	K	PO	A	E	Avg
Feb 18	vs Oregon State	*1b	3	0	0	0	0	0	0	1	0	0	0	0	0	0	2	5	2	1	.000
Feb 18	vs Gonzaga	*dh	4	1	1	0	1	0	0	0	0	0	0	0	0	0	1	0	0	0	.143
Feb 19	vs Gonzaga	*dh	2	0	0	0	0	0	0	0	0	0	0	0	0	0	1	0	0	0	.111
Feb 20	vs Oregon State	*dh	4	0	0	0	0	0	0	0	0	0	0	0	0	0	0	0	0	0	.077
Feb 25	HOLY CROSS	*1b	3	1	0	0	0	0	0	2	0	0	0	0	0	0	0	16	0	0	.062
Feb 26	HOLY CROSS-1	*1b	3	1	2	2	1	0	0	0	0	0	1	0	0	0	0	14	1	0	.158
Feb 26	HOLY CROSS-2	*1b	2	0	1	0	0	0	0	1	0	0	0	0	0	0	0	11	0	0	.190
Mar 05	at San Jose State	*dh/c	3	0	0	0	0	0	0	1	0	0	0	0	0	0	1	0	0	0	.167
Mar 06	at San Jose State	*dh	4	0	1	0	1	0	0	0	0	0	0	0	0	0	1	0	0	0	.179
Mar 08	at Arizona	*1b	4	1	1	1	1	0	0	0	0	0	0	0	0	1	0	7	0	0	.188
Mar 11	FRESNO STATE	*1b	5	0	0	0	0	0	0	0	0	0	0	0	0	0	2	10	0	0	.162
Mar 12	FRESNO STATE	*1b	3	1	0	0	0	0	0	0	0	0	0	0	0	0	1	10	0	0	.150
Mar 13	FRESNO STATE	*dh	5	0	2	1	1	0	0	1	0	0	0	0	0	0	1	0	0	0	.178
Mar 15	at Texas Tech	*dh	4	0	0	0	0	0	0	0	0	0	0	0	0	0	1	0	0	0	.163
Mar 16	at Texas Tech	*1b	4	0	1	0	0	0	0	1	0	0	0	0	0	0	1	9	0	0	.170
Mar 18	at Wichita State	*1b	4	1	1	0	0	0	0	0	0	0	0	0	0	0	1	6	0	0	.175
Mar 19	at Wichita State	c	1	0	1	2	0	0	0	0	0	0	0	0	0	0	0	0	0	0	.190
Mar 20	at Wichita State	*1b/of	3	1	1	1	0	0	1	2	0	0	0	0	0	0	0	7	0	0	.197
Mar 23	ARIZONA	*dh	2	1	1	1	0	0	0	1	0	0	0	0	0	0	0	0	0	0	.206
Mar 25	at Air Force Acade	*dh	3	0	1	0	0	0	0	0	0	0	0	0	0	0	1	0	0	0	.212
Mar 26	at Air Force Acade	*dh	4	1	1	1	0	0	0	1	0	0	0	0	0	0	0	0	0	0	.214
Mar 27	at Air Force Acade	dh	2	0	1	1	1	0	0	0	0	0	0	0	0	0	0	0	0	0	.222
Mar 29	at New Mexico Sta	*dh	4	1	3	3	3	0	0	0	0	0	0	0	0	0	1	0	0	0	.250
Totals		21gs	76	10	19	13	9	0	1	11	0	0	1	0	0	1	15	95	3	1	.250

On base pct. .352 • Slugging pct. .408

#2 LIVELY, Tristin - 3 games (All games)

Date	Opponent	Pos	AB	R	H	RBI	2B	3B	HR	BB	SB	CS	HBP	SAC	SF	GDP	K	PO	A	E	Avg
Mar 06	at San Jose State	*p	0	0	0	0	0	0	0	0	0	0	0	0	0	0	0	1	0	0	.000
Mar 13	FRESNO STATE	*p	0	0	0	0	0	0	0	0	0	0	0	0	0	0	0	0	1	0	.000
Mar 27	at Air Force Acade	*p	0	0	0	0	0	0	0	0	0	0	0	0	0	0	0	0	1	0	.000
Totals		3gs	0	0	0	0	0	0	0	0	0	0	0	0	0	0	0	1	2	0	.000

On base pct. .000 • Slugging pct. .000

#2 LIVELY, Tristin - 6 appearances (All games)

Date	Opponent	GS	IP	H	R	ER	BB	SO	2B	3B	HR	WP	BK	HBP	IBB	Score	W-L	Sv	ERA	NP
Feb 18	vs Oregon State	*	1.2	5	5	5	5	0	0	1	0	0	0	1	0	1-21	0-1	0	27.00	60
Feb 26	HOLY CROSS-2	*	4.0	3	3	3	5	4	2	0	0	2	0	2	0	7-6	0-1	0	12.71	86
Mar 06	at San Jose State	*	4.2	6	0	0	0	3	0	0	0	0	0	0	0	2-4	0-1	0	6.97	42
Mar 13	FRESNO STATE	*	6.0	4	2	2	3	6	0	0	1	0	0	0	0	9-8	0-1	0	5.51	83
Mar 20	at Wichita State	*	1.0	3	7	7	5	2	1	0	1	2	0	0	0	7-13	0-2	0	8.83	44
Mar 27	at Air Force Acade	*	5.1	10	6	6	2	4	2	0	1	2	0	1	0	12-7	1-2	0	9.13	102
Totals		6	22.2	31	23	23	20	19	5	1	3	6	0	4	0	38-59	1-2	0	9.13	-

#32 LOESCH, Owen - 9 appearances (All games)

Date	Opponent	GS	IP	H	R	ER	BB	SO	2B	3B	HR	WP	BK	HBP	IBB	Score	W-L	Sv	ERA	NP
Feb 18	vs Gonzaga		2.0	2	0	0	0	1	0	0	0	2	0	0	0	2-3	0-0	0	0.00	37
Feb 20	vs Oregon State		0.0	2	3	3	0	0	1	0	0	0	0	1	0	3-13	0-0	0	13.50	7
Feb 26	HOLY CROSS-2		1.0	0	0	0	0	0	0	0	0	0	0	0	0	7-6	1-0	0	9.00	10
Feb 27	HOLY CROSS		1.2	2	0	0	0	2	1	0	0	0	0	1	0	7-2	1-0	0	5.79	21
Mar 04	at San Jose State		1.1	1	0	0	1	1	0	0	0	0	0	0	0	5-0	1-0	0	4.50	24
Mar 13	FRESNO STATE		1.1	3	3	3	1	1	0	0	0	0	0	1	0	9-8	1-0	0	7.36	29
Mar 16	at Texas Tech		1.0	4	7	7	2	1	1	0	0	0	0	1	0	5-11	1-1	0	14.04	32
Mar 20	at Wichita State		0.2	1	0	0	0	0	0	0	0	0	0	0	0	7-13	1-1	0	13.00	7
Mar 29	at New Mexico Sta		1.0	0	0	0	0	1	0	0	0	0	0	0	0	19-2	1-1	0	11.70	15
Totals		0	10.0	15	13	13	4	7	3	0	0	2	0	4	0	64-58	1-1	0	11.70	-

2022 New Mexico Baseball
Individual Game-by-Game for New Mexico (as of Mar 30, 2022)

#15 MAKIL, Aaron - 2 games (All games)

Date	Opponent	Pos	AB	R	H	RBI	2B	3B	HR	BB	SB	CS	HBP	SAC	SF	GDP	K	PO	A	E	Avg
Mar 20	at Wichita State	p	0	0	0	0	0	0	0	0	0	0	0	0	0	0	0	1	0	0	.000
Mar 26	at Air Force Acade	p	0	0	0	0	0	0	0	0	0	0	0	0	0	0	0	1	0	0	.000
Totals		0gs	0	0	0	0	0	0	0	0	0	0	0	0	0	0	0	2	0	0	.000

On base pct. .000 • Slugging pct. .000

#15 MAKIL, Aaron - 6 appearances (All games)

Date	Opponent	GS	IP	H	R	ER	BB	SO	2B	3B	HR	WP	BK	HBP	IBB	Score	W-L	Sv	ERA	NP
Mar 08	at Arizona		1.0	4	3	3	0	2	0	1	1	0	0	0	0	5-12	0-1	0	27.00	18
Mar 16	at Texas Tech		0.2	1	0	0	0	1	0	0	0	0	0	0	0	5-11	0-1	0	16.20	14
Mar 20	at Wichita State		1.0	1	0	0	0	0	0	0	0	0	0	0	0	7-13	0-1	0	10.12	8
Mar 23	ARIZONA		0.2	1	0	0	0	0	0	0	0	0	0	0	0	12-7	0-1	0	8.10	10
Mar 26	at Air Force Acade		1.0	0	0	0	0	0	0	0	0	0	0	0	0	11-5	0-1	0	6.23	8
Mar 27	at Air Force Acade		3.1	3	0	0	0	0	1	0	0	0	0	0	0	12-7	0-1	1	3.52	36
Totals		0	7.2	10	3	3	0	3	1	1	1	0	0	0	0	52-55	0-1	1	3.52	-

#47 MARTIN, Daniel - 2 games (All games)

Date	Opponent	Pos	AB	R	H	RBI	2B	3B	HR	BB	SB	CS	HBP	SAC	SF	GDP	K	PO	A	E	Avg
Feb 19	vs Gonzaga	ph	1	0	0	0	0	0	0	0	0	0	0	0	0	0	1	0	0	0	.000
Mar 29	at New Mexico Sta	ph/of	1	1	1	0	1	0	0	0	0	0	0	0	0	0	0	0	0	0	.500
Totals		0gs	2	1	1	0	1	0	0	0	0	0	0	0	0	0	1	0	0	0	.500

On base pct. .500 • Slugging pct. 1.000

#38 MCBROOM, Brian - 5 games (All games)

Date	Opponent	Pos	AB	R	H	RBI	2B	3B	HR	BB	SB	CS	HBP	SAC	SF	GDP	K	PO	A	E	Avg
Feb 18	vs Oregon State	p	0	0	0	0	0	0	0	0	0	0	0	0	0	0	0	1	0	0	.000
Mar 06	at San Jose State	p	0	0	0	0	0	0	0	0	0	0	0	0	0	0	0	0	1	0	.000
Mar 13	FRESNO STATE	p	0	0	0	0	0	0	0	0	0	0	0	0	0	0	0	2	0	0	.000
Mar 19	at Wichita State	p	0	0	0	0	0	0	0	0	0	0	0	0	0	0	0	0	1	0	.000
Mar 26	at Air Force Acade	p	0	0	0	0	0	0	0	0	0	0	0	0	0	0	0	1	0	0	.000
Totals		0gs	0	0	0	0	0	0	0	0	0	0	0	0	0	0	0	4	2	0	.000

On base pct. .000 • Slugging pct. .000

#38 MCBROOM, Brian - 9 appearances (All games)

Date	Opponent	GS	IP	H	R	ER	BB	SO	2B	3B	HR	WP	BK	HBP	IBB	Score	W-L	Sv	ERA	NP
Feb 18	vs Oregon State		2.0	3	2	2	1	2	0	1	0	0	0	0	0	1-21	0-0	0	9.00	46
Feb 25	HOLY CROSS		4.0	3	2	2	0	2	1	1	0	0	0	0	0	13-4	0-0	1	6.00	49
Mar 06	at San Jose State		3.0	1	2	2	2	2	1	0	0	0	0	1	0	2-4	0-0	1	6.00	35
Mar 08	at Arizona		0.2	2	1	1	0	0	0	1	0	0	0	0	0	5-12	0-0	1	6.52	13
Mar 11	FRESNO STATE		3.0	3	0	0	0	1	0	0	0	0	0	0	0	7-3	0-0	2	4.97	35
Mar 13	FRESNO STATE		2.2	4	1	1	1	4	1	0	1	0	0	0	1	9-8	1-0	2	4.70	41
Mar 18	at Wichita State		1.0	0	0	0	0	3	0	0	0	0	0	0	0	4-0	1-0	2	4.41	13
Mar 19	at Wichita State		3.0	3	2	2	0	3	0	0	1	0	0	0	0	12-9	1-0	3	4.66	36
Mar 26	at Air Force Acade		2.1	6	5	5	0	2	3	0	1	0	0	1	0	11-5	1-0	3	6.23	55
Totals		0	21.2	25	15	15	4	19	6	3	3	0	0	2	1	64-66	1-0	3	6.23	-

#33 MEZA, Bobby - 1 game (All games)

Date	Opponent	Pos	AB	R	H	RBI	2B	3B	HR	BB	SB	CS	HBP	SAC	SF	GDP	K	PO	A	E	Avg
Mar 25	at Air Force Acade	p	0	0	0	0	0	0	0	0	0	0	0	0	0	0	0	1	0	0	.000
Totals		0gs	0	0	0	0	0	0	0	0	0	0	0	0	0	0	0	1	0	0	.000

On base pct. .000 • Slugging pct. .000

2022 New Mexico Baseball
Individual Game-by-Game for New Mexico (as of Mar 30, 2022)

#33 MEZA, Bobby - 3 appearances (All games)

Date	Opponent	GS	IP	H	R	ER	BB	SO	2B	3B	HR	WP	BK	HBP	IBB	Score	W-L	Sv	ERA	NP
Feb 20	vs Oregon State		0.2	1	0	0	0	2	0	0	0	1	0	0	0	3-13	0-0	0	0.00	11
Mar 08	at Arizona		0.2	2	2	2	1	0	0	0	1	0	0	0	0	5-12	0-0	0	13.50	19
Mar 25	at Air Force Acade		4.0	7	7	7	2	1	1	0	2	1	0	1	0	2-17	0-0	0	15.19	80
Totals		0	5.1	10	9	9	3	3	1	0	3	2	0	1	0	10-42	0-0	0	15.19	-

#17 MURANO, Jack - 5 appearances (All games)

Date	Opponent	GS	IP	H	R	ER	BB	SO	2B	3B	HR	WP	BK	HBP	IBB	Score	W-L	Sv	ERA	NP
Feb 19	vs Gonzaga		2.0	0	0	0	1	0	0	0	0	0	0	3	0	2-12	0-0	0	0.00	34
Feb 26	HOLY CROSS-1		0.1	1	0	0	0	0	1	0	0	0	0	0	0	5-7	0-0	0	0.00	9
Feb 27	HOLY CROSS		1.0	1	0	0	0	1	0	0	0	0	0	0	0	7-2	0-0	0	0.00	14
Mar 08	at Arizona		0.1	0	3	3	1	0	0	0	0	0	0	2	0	5-12	0-0	0	7.36	13
Mar 15	at Texas Tech		0.1	2	4	2	1	0	0	0	0	3	0	1	0	2-28	0-0	0	11.25	13
Totals		0	4.0	4	7	5	3	1	1	0	0	3	0	6	0	21-61	0-0	0	11.25	-

#25 OLSON, Justin - 18 games (All games)

Date	Opponent	Pos	AB	R	H	RBI	2B	3B	HR	BB	SB	CS	HBP	SAC	SF	GDP	K	PO	A	E	Avg
Feb 18	vs Oregon State	*dh	2	0	0	0	0	0	0	1	0	0	0	0	0	0	2	0	0	0	.000
Feb 18	vs Gonzaga	*1b	4	0	1	2	1	0	0	0	0	0	0	0	0	0	1	11	0	0	.167
Feb 19	vs Gonzaga	*1b	2	0	0	0	0	0	0	0	0	0	0	0	0	0	0	5	0	0	.125
Feb 20	vs Oregon State	*1b	3	0	2	0	1	0	0	0	0	0	0	0	0	0	1	4	0	0	.273
Feb 27	HOLY CROSS	ph/1	1	0	0	0	0	0	0	1	0	0	0	0	0	0	1	2	0	0	.250
Mar 04	at San Jose State	*1b	3	1	0	0	0	0	0	2	0	0	0	0	0	0	1	8	0	0	.200
Mar 05	at San Jose State	*1b	4	0	0	0	0	0	0	0	0	0	0	0	0	0	2	4	0	0	.158
Mar 06	at San Jose State	*1b	2	1	1	0	0	0	0	2	0	0	0	0	0	0	0	6	1	0	.190
Mar 12	FRESNO STATE	1b/p	2	0	2	0	0	0	0	0	0	0	0	0	0	0	0	2	0	0	.261
Mar 13	FRESNO STATE	*1b	5	1	1	0	0	0	0	1	0	0	0	0	0	0	3	14	1	0	.250
Mar 15	at Texas Tech	*1b	2	0	0	0	0	0	0	0	0	0	0	0	0	0	2	2	0	0	.233
Mar 19	at Wichita State	1b	3	1	1	2	1	0	0	0	0	0	0	0	0	0	2	4	0	0	.242
Mar 20	at Wichita State	of/1b	1	0	0	0	0	0	0	0	0	0	0	0	0	0	0	2	0	0	.235
Mar 23	ARIZONA	*1b	4	1	2	4	0	0	1	1	0	0	0	0	0	0	1	7	0	0	.263
Mar 25	at Air Force Acade	*1b	2	0	0	0	0	0	0	1	0	0	0	0	0	0	1	10	1	0	.250
Mar 26	at Air Force Acade	*1b	3	1	0	0	0	0	0	2	0	0	0	0	0	0	1	9	5	0	.233
Mar 27	at Air Force Acade	1b	3	1	2	0	0	0	0	0	0	0	0	0	0	0	1	4	0	0	.261
Mar 29	at New Mexico Sta	*1b	4	0	1	0	0	0	0	0	0	0	0	0	0	0	1	5	1	0	.260
Totals		13gs	50	7	13	8	3	0	1	11	0	0	0	0	0	0	20	99	9	0	.260

On base pct. .393 • Slugging pct. .380

#27 PODSEDNIK, Shane - 12 games (All games)

Date	Opponent	Pos	AB	R	H	RBI	2B	3B	HR	BB	SB	CS	HBP	SAC	SF	GDP	K	PO	A	E	Avg
Feb 18	vs Gonzaga	*c	3	0	0	0	0	0	0	0	0	0	0	0	0	0	3	8	0	0	.000
Feb 20	vs Oregon State	*c	2	0	0	0	0	0	0	0	0	0	0	0	0	0	2	5	0	0	.000
Feb 26	HOLY CROSS-1	*c	3	0	1	0	1	0	0	0	0	0	0	0	0	0	0	3	0	0	.125
Feb 27	HOLY CROSS	*c	4	2	2	2	1	0	1	0	0	0	0	0	0	1	0	8	1	0	.250
Mar 05	at San Jose State	*c	3	0	0	0	0	0	0	0	0	0	0	0	0	0	1	8	0	0	.200
Mar 08	at Arizona	*c	3	1	1	0	0	0	0	0	0	0	0	0	0	0	1	5	0	0	.222
Mar 12	FRESNO STATE	*c	3	0	0	0	0	0	0	0	0	0	0	0	0	0	3	4	0	0	.190
Mar 16	at Texas Tech	*c	0	1	0	1	0	0	0	1	0	0	1	0	1	0	0	4	0	0	.190
Mar 19	at Wichita State	*c	3	0	1	0	0	0	0	1	0	0	0	0	0	0	0	6	2	1	.208
Mar 23	ARIZONA	*c	5	0	1	0	0	0	0	0	0	0	0	0	0	0	1	8	0	0	.207
Mar 26	at Air Force Acade	*c	4	0	1	0	0	0	0	0	0	0	0	1	0	0	1	5	1	0	.212
Mar 29	at New Mexico Sta	*c	4	2	2	2	0	0	1	1	0	0	0	0	0	0	1	8	1	0	.243
Totals		12gs	37	6	9	5	2	0	2	3	0	0	1	1	1	1	13	72	5	1	.243

On base pct. .310 • Slugging pct. .459

2022 New Mexico Baseball
Individual Game-by-Game for New Mexico (as of Mar 30, 2022)

#7 POSEY, Cole - 19 games (All games)

Date	Opponent	Pos	AB	R	H	RBI	2B	3B	HR	BB	SB	CS	HBP	SAC	SF	GDP	K	PO	A	E	Avg
Feb 18	vs Oregon State	ph	1	0	0	0	0	0	0	0	0	0	0	0	0	0	0	0	0	0	.000
Feb 19	vs Gonzaga	*2b	3	1	1	0	1	0	0	0	0	0	0	0	0	0	1	2	5	0	.250
Feb 20	vs Oregon State	*2b	3	0	0	0	0	0	0	0	0	0	0	0	0	0	2	0	3	0	.143
Feb 25	HOLY CROSS	*2b	4	1	1	0	0	1	0	1	0	0	0	0	0	0	2	2	7	0	.182
Feb 26	HOLY CROSS-1	*2b	3	1	1	0	0	0	0	0	0	0	1	0	0	0	0	1	7	0	.214
Feb 26	HOLY CROSS-2	*2b	3	1	0	0	0	0	0	0	0	0	1	0	0	0	1	4	6	0	.176
Feb 27	HOLY CROSS	*2b	3	0	1	1	1	0	0	0	0	0	0	0	0	0	0	1	5	0	.200
Mar 04	at San Jose State	*2b	2	0	0	0	0	0	0	2	1	0	1	0	0	1	1	4	4	0	.182
Mar 05	at San Jose State	*2b	2	0	0	0	0	0	0	0	0	0	0	0	0	0	2	1	4	1	.167
Mar 08	at Arizona	*2b	3	0	1	0	0	0	0	0	0	0	0	0	0	0	2	0	2	0	.185
Mar 12	FRESNO STATE	ph	1	1	1	0	0	0	0	0	0	0	0	0	0	0	0	0	0	0	.214
Mar 15	at Texas Tech	3b	2	0	1	0	0	0	0	0	0	0	0	0	0	0	1	0	0	1	.233
Mar 16	at Texas Tech	*3b	4	1	1	0	0	1	0	0	0	0	0	0	0	1	2	0	1	0	.235
Mar 19	at Wichita State	*2b	4	1	2	0	0	0	0	0	1	0	1	0	0	0	1	2	3	1	.263
Mar 20	at Wichita State	*2b/3	2	1	0	0	0	0	0	1	0	0	1	0	0	0	0	2	2	2	.250
Mar 25	at Air Force Acade	3b	1	0	1	0	1	0	0	0	0	0	0	0	0	0	0	2	0	0	.268
Mar 26	at Air Force Acade	*2b	5	1	1	1	0	0	0	0	0	0	0	0	0	0	0	3	5	0	.261
Mar 27	at Air Force Acade	*2b/3	4	1	2	3	0	0	1	0	0	0	0	0	1	0	0	6	5	0	.280
Mar 29	at New Mexico Sta	*3b	5	2	3	4	1	0	1	0	0	0	0	0	0	0	1	0	2	0	.309
Totals		15gs	55	12	17	9	4	2	2	4	2	0	5	0	1	2	16	30	61	5	.309

On base pct. .400 • Slugging pct. .564

#14 REYES JR, Miguel - 2 games (All games)

Date	Opponent	Pos	AB	R	H	RBI	2B	3B	HR	BB	SB	CS	HBP	SAC	SF	GDP	K	PO	A	E	Avg
Feb 27	HOLY CROSS	*p	0	0	0	0	0	0	0	0	0	0	0	0	0	0	0	0	1	0	.000
Mar 08	at Arizona	*p	0	0	0	0	0	0	0	0	0	0	0	0	0	0	0	0	1	0	.000
Totals		2gs	0	0	0	0	0	0	0	0	0	0	0	0	0	0	0	0	2	0	.000

On base pct. .000 • Slugging pct. .000

#14 REYES JR, Miguel - 6 appearances (All games)

Date	Opponent	GS	IP	H	R	ER	BB	SO	2B	3B	HR	WP	BK	HBP	IBB	Score	W-L	Sv	ERA	NP
Feb 19	vs Gonzaga	*	3.0	6	6	5	2	2	2	1	0	2	0	0	0	2-12	0-1	0	15.00	71
Feb 27	HOLY CROSS	*	5.1	6	2	1	3	3	0	0	0	0	0	0	0	7-2	1-1	0	6.48	89
Mar 05	at San Jose State		1.1	1	2	2	1	0	0	0	1	0	0	0	0	1-3	1-2	0	7.45	21
Mar 08	at Arizona	*	2.1	3	1	1	1	2	0	0	0	1	0	0	0	5-12	1-2	0	6.75	33
Mar 15	at Texas Tech	*	1.0	5	9	9	5	1	3	0	0	0	0	0	0	2-28	1-3	0	12.46	42
Mar 23	ARIZONA		0.0	2	1	1	1	0	0	0	0	0	0	1	0	12-7	1-3	0	13.15	10
Totals		4	13.0	23	21	19	13	8	5	1	1	3	0	1	0	29-64	1-3	0	13.15	-

#29 RUNION, Braydon - 18 games (All games)

Date	Opponent	Pos	AB	R	H	RBI	2B	3B	HR	BB	SB	CS	HBP	SAC	SF	GDP	K	PO	A	E	Avg
Feb 26	HOLY CROSS-2	*dh	3	0	1	1	0	0	0	0	0	0	1	0	0	0	1	0	0	0	.333
Feb 27	HOLY CROSS	*dh	4	0	0	0	0	0	0	0	0	0	0	0	0	0	1	0	0	0	.143
Mar 04	at San Jose State	*dh	4	1	1	1	0	1	0	0	0	0	0	0	1	0	1	0	0	0	.182
Mar 05	at San Jose State	ph	1	0	0	0	0	0	0	0	0	0	0	0	0	0	0	0	0	0	.167
Mar 06	at San Jose State	*3b	4	1	1	1	0	0	1	0	0	0	0	0	0	0	1	0	3	1	.188
Mar 08	at Arizona	*dh	3	0	0	1	0	0	0	0	0	0	0	0	1	0	2	0	0	0	.158
Mar 11	FRESNO STATE	*dh	5	1	1	0	0	0	0	0	0	0	0	0	0	0	0	0	0	0	.167
Mar 12	FRESNO STATE	*dh	4	0	0	0	0	0	0	0	0	0	0	0	0	0	3	0	0	0	.143
Mar 15	at Texas Tech	*3b	1	0	0	0	0	0	0	1	0	0	0	0	0	1	0	0	1	0	.138
Mar 16	at Texas Tech	*dh	4	1	1	1	0	0	1	0	0	0	0	0	0	0	0	0	0	0	.152
Mar 18	at Wichita State	*dh	5	0	1	0	0	0	0	0	0	0	0	0	0	0	2	0	0	0	.158
Mar 19	at Wichita State	*dh	4	3	1	2	0	0	1	1	0	0	1	0	0	0	3	0	0	0	.167
Mar 20	at Wichita State	*dh	2	0	0	0	0	0	0	0	0	0	0	0	0	0	0	0	0	0	.159
Mar 23	ARIZONA	*of	3	1	2	2	1	0	0	1	0	0	0	0	1	0	0	1	0	0	.191
Mar 25	at Air Force Acade	*of	4	1	2	2	0	0	1	0	0	0	0	0	0	0	1	3	0	1	.216
Mar 26	at Air Force Acade	*of	4	2	2	3	1	0	1	0	0	0	1	0	0	0	0	1	0	0	.236
Mar 27	at Air Force Acade	*of	5	0	0	1	0	0	0	0	0	0	1	0	0	0	1	3	0	0	.217
Mar 29	at New Mexico Sta	*of	3	3	2	1	1	0	0	1	0	0	0	0	0	0	0	0	0	1	.238
Totals		17gs	63	14	15	16	3	1	5	4	0	0	4	0	3	1	16	8	4	3	.238

On base pct. .311 • Slugging pct. .556

2022 New Mexico Baseball
Individual Game-by-Game for New Mexico (as of Mar 30, 2022)

#13 RUSSELL, Brett - 2 games (All games)

Date	Opponent	Pos	AB	R	H	RBI	2B	3B	HR	BB	SB	CS	HBP	SAC	SF	GDP	K	PO	A	E	Avg
Feb 20	vs Oregon State	*p	0	0	0	0	0	0	0	0	0	0	0	0	0	0	0	0	1	0	.000
Mar 26	at Air Force Acade	*p	0	0	0	0	0	0	0	0	0	0	0	0	0	0	0	3	1	0	.000
Totals		2gs	0	0	0	0	0	0	0	0	0	0	0	0	0	0	0	3	2	0	.000

On base pct. .000 • Slugging pct. .000

#13 RUSSELL, Brett - 7 appearances (All games)

Date	Opponent	GS	IP	H	R	ER	BB	SO	2B	3B	HR	WP	BK	HBP	IBB	Score	W-L	Sv	ERA	NP
Feb 18	vs Gonzaga		0.0	1	0	0	0	0	0	0	0	0	0	0	0	2-3	0-0	0	0.00	2
Feb 20	vs Oregon State	*	4.0	6	3	1	2	3	1	0	0	0	0	0	0	3-13	0-1	0	2.25	68
Feb 26	HOLY CROSS-1	*	4.1	9	5	3	0	1	1	0	1	0	0	0	0	5-7	0-2	0	4.32	67
Mar 05	at San Jose State	*	6.2	6	1	1	1	8	2	0	0	0	0	0	0	1-3	0-2	0	3.00	74
Mar 12	FRESNO STATE	*	3.2	10	5	5	1	2	1	0	0	0	0	0	0	3-12	0-3	0	4.82	87
Mar 19	at Wichita State	*	4.2	8	4	4	1	4	2	0	0	1	0	1	0	12-9	0-3	0	5.40	80
Mar 26	at Air Force Acade	*	5.2	3	0	0	4	3	1	0	0	0	0	1	0	11-5	1-3	0	4.34	96
Totals		6	29.0	43	18	14	9	21	8	0	1	1	0	2	0	37-52	1-3	0	4.34	-

#4 RUSSELL, Lance - 17 games (All games)

Date	Opponent	Pos	AB	R	H	RBI	2B	3B	HR	BB	SB	CS	HBP	SAC	SF	GDP	K	PO	A	E	Avg
Feb 18	vs Oregon State	*2b	2	0	0	0	0	0	0	1	0	0	0	0	0	0	2	0	3	0	.000
Feb 18	vs Gonzaga	*2b	4	0	1	0	0	0	0	0	0	0	0	0	0	0	2	0	3	1	.167
Feb 25	HOLY CROSS	dh	1	1	1	0	0	0	0	0	0	0	0	0	0	0	0	0	0	0	.286
Feb 26	HOLY CROSS-2	ph	0	0	0	1	0	0	0	1	0	0	0	0	0	0	0	0	0	0	.286
Mar 05	at San Jose State	ph/2	0	0	0	0	0	0	0	0	0	0	1	0	0	0	0	0	0	0	.286
Mar 08	at Arizona	ph	1	0	0	0	0	0	0	0	0	0	0	0	0	0	0	0	0	0	.250
Mar 11	FRESNO STATE	*2b	5	1	2	0	0	1	0	0	0	0	0	0	0	0	2	3	2	0	.308
Mar 12	FRESNO STATE	*2b	2	1	1	0	1	0	0	2	0	0	0	0	0	0	0	4	5	0	.333
Mar 13	FRESNO STATE	*2b	3	2	0	1	0	0	0	2	0	0	1	0	0	0	0	1	8	0	.278
Mar 15	at Texas Tech	*2b	4	1	0	0	0	0	0	0	0	0	0	0	0	0	0	6	1	0	.227
Mar 16	at Texas Tech	*2b	5	0	0	0	0	0	0	0	0	0	0	0	0	0	1	1	2	0	.185
Mar 18	at Wichita State	*2b	5	0	0	0	0	0	0	0	0	0	0	0	0	0	4	1	2	1	.156
Mar 20	at Wichita State	3b/2	2	1	2	1	2	0	0	1	0	0	0	0	0	0	0	1	3	0	.206
Mar 23	ARIZONA	*2b	6	2	4	2	1	0	1	0	0	0	0	0	0	0	0	3	3	1	.275
Mar 25	at Air Force Acade	*2b	4	0	1	0	0	0	0	0	0	0	0	0	0	0	0	0	1	1	.273
Mar 27	at Air Force Acade	2b	2	0	0	0	0	0	0	0	0	0	0	0	0	0	0	1	1	0	.261
Mar 29	at New Mexico Sta	ph/d	2	1	1	2	1	0	0	0	0	0	0	0	0	0	1	0	0	0	.271
Totals		10gs	48	10	13	7	5	1	1	7	0	0	2	0	0	0	12	21	34	4	.271

On base pct. .386 • Slugging pct. .479

2022 New Mexico Baseball
Individual Game-by-Game for New Mexico (as of Mar 30, 2022)

#5 SCHNEIDER, Adam - 22 games (All games)

Date	Opponent	Pos	AB	R	H	RBI	2B	3B	HR	BB	SB	CS	HBP	SAC	SF	GDP	K	PO	A	E	Avg
Feb 18	vs Oregon State	*of	4	0	1	0	0	0	0	0	0	0	0	0	0	0	1	1	0	0	.250
Feb 18	vs Gonzaga	*of	4	0	0	0	0	0	0	0	0	0	0	0	0	0	0	1	0	0	.125
Feb 19	vs Gonzaga	*of	4	0	0	0	0	0	0	0	0	0	0	0	0	0	1	3	0	0	.083
Feb 20	vs Oregon State	*of	4	0	2	1	0	0	0	0	0	0	0	0	0	0	0	1	0	0	.188
Feb 25	HOLY CROSS	*of	6	2	2	2	1	0	0	0	0	0	0	0	0	0	0	1	0	0	.227
Feb 26	HOLY CROSS-1	*of	4	0	1	0	0	0	0	1	0	0	0	0	0	0	1	3	1	0	.231
Feb 26	HOLY CROSS-2	*of	4	2	2	2	0	0	0	1	0	0	0	0	0	0	0	2	0	0	.267
Feb 27	HOLY CROSS	*of	3	1	1	0	0	0	0	1	1	0	0	0	0	0	0	3	0	0	.273
Mar 04	at San Jose State	*of	3	1	0	1	0	0	0	1	0	0	2	0	0	0	2	1	0	0	.250
Mar 05	at San Jose State	*of	2	1	0	0	0	0	0	1	0	0	0	1	0	0	1	3	0	0	.237
Mar 06	at San Jose State	*of	3	0	0	0	0	0	0	1	0	0	0	1	0	0	2	2	0	0	.220
Mar 08	at Arizona	*of	3	1	1	0	0	0	0	0	0	0	0	0	0	0	1	1	0	0	.227
Mar 11	FRESNO STATE	*of	3	0	1	0	0	0	0	0	0	1	0	1	0	0	0	1	0	0	.234
Mar 12	FRESNO STATE	*of	3	0	1	0	0	0	0	0	0	0	0	0	0	0	0	1	0	0	.240
Mar 13	FRESNO STATE	*of	6	1	1	0	1	0	0	0	0	0	0	0	0	0	1	2	0	0	.232
Mar 15	at Texas Tech	*of	4	0	0	0	0	0	0	0	0	0	0	0	0	0	2	2	0	0	.217
Mar 16	at Texas Tech	*of	3	1	1	0	0	0	0	1	0	0	0	0	0	0	0	1	0	0	.222
Mar 18	at Wichita State	*of	3	0	0	1	0	0	0	1	0	0	0	0	0	0	0	0	0	0	.212
Mar 20	at Wichita State	*of	4	0	0	0	0	0	0	0	0	0	0	0	0	0	3	0	0	0	.200
Mar 23	ARIZONA	of	0	0	0	0	0	0	0	0	0	0	0	0	0	0	0	1	0	0	.200
Mar 25	at Air Force Acade	2b	0	0	0	0	0	0	0	0	0	0	0	0	0	0	0	0	0	0	.200
Mar 29	at New Mexico Sta	ph/of	1	1	0	0	0	0	0	1	0	0	0	0	0	0	0	0	0	0	.197
Totals		19gs	71	11	14	7	2	0	0	9	1	1	2	3	0	0	15	30	1	0	.197

On base pct. .305 • Slugging pct. .225

#20 SILVERMAN, Jack - 15 games (All games)

Date	Opponent	Pos	AB	R	H	RBI	2B	3B	HR	BB	SB	CS	HBP	SAC	SF	GDP	K	PO	A	E	Avg
Feb 18	vs Oregon State	ph	1	0	0	0	0	0	0	0	0	0	0	0	0	0	1	0	0	0	.000
Feb 19	vs Gonzaga	ph/1	2	0	0	0	0	0	0	0	0	0	0	0	0	0	1	5	0	0	.000
Feb 20	vs Oregon State	1b	0	0	0	0	0	0	0	0	0	0	0	0	0	0	0	2	0	0	.000
Feb 25	HOLY CROSS	*dh	1	1	0	0	0	0	0	2	0	0	1	0	0	0	1	0	0	0	.000
Feb 26	HOLY CROSS-1	*dh	4	0	0	1	0	0	0	0	0	0	0	0	0	0	2	0	0	0	.000
Feb 26	HOLY CROSS-2	ph/1	1	0	0	0	0	0	0	0	0	0	0	0	0	0	1	1	0	0	.000
Feb 27	HOLY CROSS	*1b	2	1	1	0	0	0	0	0	0	0	0	0	0	0	0	7	0	0	.091
Mar 08	at Arizona	ph	0	0	0	0	0	0	0	1	0	0	0	0	0	0	0	0	0	0	.091
Mar 12	FRESNO STATE	ph	1	0	0	0	0	0	0	0	0	0	0	0	0	0	0	0	0	0	.083
Mar 15	at Texas Tech	1b	2	0	0	0	0	0	0	0	0	0	0	0	0	0	2	1	0	0	.071
Mar 19	at Wichita State	*1b	3	0	2	0	0	0	0	0	0	0	0	0	0	0	0	7	0	0	.176
Mar 20	at Wichita State	dh	2	0	0	0	0	0	0	1	0	0	0	0	0	0	2	0	0	0	.158
Mar 25	at Air Force Acade	dh	1	0	0	0	0	0	0	0	0	0	0	0	0	0	0	0	0	0	.150
Mar 27	at Air Force Acade	*1b	2	0	1	1	0	0	0	0	0	0	0	0	0	0	1	6	0	0	.182
Mar 29	at New Mexico Sta	ph/1	1	0	1	1	0	0	0	0	0	0	0	0	0	0	0	3	0	0	.217
Totals		5gs	23	2	5	3	0	0	0	4	0	0	1	0	0	0	11	32	0	0	.217

On base pct. .357 • Slugging pct. .217

#30 SMITH, Kyle - 12 games (All games)

Date	Opponent	Pos	AB	R	H	RBI	2B	3B	HR	BB	SB	CS	HBP	SAC	SF	GDP	K	PO	A	E	Avg
Feb 18	vs Oregon State	c	0	0	0	0	0	0	0	0	0	0	0	0	0	0	0	2	0	0	.000
Feb 19	vs Gonzaga	c	2	0	0	0	0	0	0	0	0	0	0	0	0	0	0	1	0	0	.000
Feb 25	HOLY CROSS	c	1	0	1	1	0	1	0	0	0	0	0	0	0	0	0	0	0	0	.333
Feb 26	HOLY CROSS-1	c/ph	1	0	0	0	0	0	0	0	0	0	0	0	0	0	1	0	0	0	.250
Mar 08	at Arizona	c	1	0	0	0	0	0	0	0	0	0	0	0	0	0	0	0	1	0	.200
Mar 12	FRESNO STATE	ph/c	1	0	0	0	0	0	0	0	0	0	0	0	0	0	0	2	0	0	.167
Mar 15	at Texas Tech	*c	3	0	1	0	1	0	0	0	0	0	0	0	0	0	0	7	0	0	.222
Mar 16	at Texas Tech	ph	1	0	0	0	0	0	0	0	0	0	0	0	0	0	0	0	0	0	.200
Mar 20	at Wichita State	c	3	1	1	2	0	0	1	0	0	0	0	0	0	0	0	1	0	0	.231
Mar 23	ARIZONA	ph/d	2	0	1	1	0	0	0	0	0	0	0	0	0	0	0	0	0	0	.267
Mar 25	at Air Force Acade	c	1	0	0	0	0	0	0	0	0	0	0	0	0	0	0	0	0	0	.250
Mar 27	at Air Force Acade	*dh	3	0	0	0	0	0	0	0	0	0	0	0	0	0	0	0	0	0	.211
Totals		2gs	19	1	4	4	1	1	1	0	0	0	0	0	0	0	1	13	1	0	.211

On base pct. .211 • Slugging pct. .526

2022 New Mexico Baseball
Individual Game-by-Game for New Mexico (as of Mar 30, 2022)

#35 STEINKAMP, Arthur - 1 game (All games)

Date	Opponent	Pos	AB	R	H	RBI	2B	3B	HR	BB	SB	CS	HBP	SAC	SF	GDP	K	PO	A	E	Avg
Feb 18	vs Oregon State	p	0	0	0	0	0	0	0	0	0	0	0	0	0	0	0	0	1	0	.000
Totals		0gs	0	0	0	0	0	0	0	0	0	0	0	0	0	0	0	0	1	0	.000

On base pct. .000 • Slugging pct. .000

#35 STEINKAMP, Arthur - 1 appearance (All games)

Date	Opponent	GS	IP	H	R	ER	BB	SO	2B	3B	HR	WP	BK	HBP	IBB	Score	W-L	Sv	ERA	NP
Feb 18	vs Oregon State		1.0	8	11	5	1	2	1	0	0	0	0	1	0	1-21	0-0	0	45.00	52
Totals		0	1.0	8	11	5	1	2	1	0	0	0	0	1	0	1-21	0-0	0	45.00	-

#31 STEPHENS, Sean - 9 games (All games)

Date	Opponent	Pos	AB	R	H	RBI	2B	3B	HR	BB	SB	CS	HBP	SAC	SF	GDP	K	PO	A	E	Avg
Feb 26	HOLY CROSS-1	pr	0	0	0	0	0	0	0	0	0	0	0	0	0	0	0	0	0	0	.000
Feb 26	HOLY CROSS-2	pr	0	0	0	0	0	0	0	0	0	0	0	0	0	0	0	0	0	0	.000
Mar 12	FRESNO STATE	ph	1	0	1	1	0	0	0	0	0	0	0	0	0	0	0	0	0	0	1.000
Mar 13	FRESNO STATE	pr	0	1	0	0	0	0	0	0	0	0	0	0	0	0	0	0	0	0	1.000
Mar 15	at Texas Tech	of	2	1	1	0	0	0	0	0	0	0	0	0	0	0	0	1	0	0	.667
Mar 19	at Wichita State	*of	5	1	1	1	0	0	0	1	1	0	0	0	0	0	1	1	0	0	.375
Mar 20	at Wichita State	of	2	1	1	0	0	0	0	0	0	0	0	0	0	0	0	0	0	0	.400
Mar 25	at Air Force Acade	1b	1	0	0	0	0	0	0	0	0	0	0	0	0	0	0	0	0	0	.364
Mar 29	at New Mexico Sta	ph/of	2	2	2	1	1	0	0	0	0	0	0	0	0	0	0	0	0	0	.462
Totals		1gs	13	6	6	3	1	0	0	1	1	0	0	0	0	0	1	2	0	0	.462

On base pct. .500 • Slugging pct. .538

#19 STILL, Justin - 3 games (All games)

Date	Opponent	Pos	AB	R	H	RBI	2B	3B	HR	BB	SB	CS	HBP	SAC	SF	GDP	K	PO	A	E	Avg
Feb 20	vs Oregon State	p	0	0	0	0	0	0	0	0	0	0	0	0	0	0	0	0	0	1	.000
Mar 12	FRESNO STATE	p	0	0	0	0	0	0	0	0	0	0	0	0	0	0	0	0	1	0	.000
Mar 19	at Wichita State	p	0	0	0	0	0	0	0	0	0	0	0	0	0	0	0	0	1	0	.000
Totals		0gs	0	0	0	0	0	0	0	0	0	0	0	0	0	0	0	0	2	1	.000

On base pct. .000 • Slugging pct. .000

#19 STILL, Justin - 7 appearances (All games)

Date	Opponent	GS	IP	H	R	ER	BB	SO	2B	3B	HR	WP	BK	HBP	IBB	Score	W-L	Sv	ERA	NP
Feb 20	vs Oregon State		2.1	2	3	2	1	3	1	0	0	0	0	1	0	3-13	0-0	0	7.71	45
Feb 26	HOLY CROSS-1		2.1	2	2	2	1	1	0	0	0	2	0	1	0	5-7	0-0	0	7.71	40
Mar 06	at San Jose State		0.0	0	2	2	1	0	0	0	0	1	0	1	0	2-4	0-1	0	11.57	9
Mar 12	FRESNO STATE		3.0	5	5	4	0	2	1	0	0	0	0	1	0	3-12	0-1	0	11.74	50
Mar 19	at Wichita State		1.1	2	3	2	1	3	0	0	2	0	0	0	0	12-9	1-1	0	12.00	27
Mar 23	ARIZONA		1.0	0	0	0	0	3	0	0	0	0	0	0	0	12-7	1-1	0	10.80	20
Mar 27	at Air Force Acade		0.1	0	1	1	1	0	0	0	0	1	0	0	0	12-7	1-1	0	11.32	6
Totals		0	10.1	11	16	13	5	12	2	0	2	4	0	4	0	49-59	1-1	0	11.32	-

#41 STRMISKA, Jacob - 6 appearances (All games)

Date	Opponent	GS	IP	H	R	ER	BB	SO	2B	3B	HR	WP	BK	HBP	IBB	Score	W-L	Sv	ERA	NP
Feb 19	vs Gonzaga		1.0	1	0	0	0	0	0	0	0	1	0	0	0	2-12	0-0	0	0.00	16
Mar 08	at Arizona		0.2	0	0	0	0	0	0	0	0	0	0	0	0	5-12	0-0	0	0.00	5
Mar 12	FRESNO STATE		1.0	1	0	0	1	2	0	0	0	0	0	0	0	3-12	0-0	0	0.00	17
Mar 15	at Texas Tech		2.0	5	3	3	0	2	0	0	0	2	0	1	0	2-28	0-0	0	5.79	45
Mar 20	at Wichita State		2.0	3	1	1	0	1	0	0	0	1	0	0	0	7-13	0-0	0	5.40	30
Mar 23	ARIZONA		1.1	3	1	1	0	0	1	0	0	0	0	0	0	12-7	1-0	0	5.62	23
Totals		0	8.0	13	5	5	1	5	1	0	0	4	0	1	0	31-84	1-0	0	5.62	-

2022 New Mexico Baseball
Individual Game-by-Game for New Mexico (as of Mar 30, 2022)

#12 WEISSENBORN, C. - 18 games (All games)

Date	Opponent	Pos	AB	R	H	RBI	2B	3B	HR	BB	SB	CS	HBP	SAC	SF	GDP	K	PO	A	E	Avg
Feb 18	vs Oregon State	2b	1	0	0	0	0	0	0	0	0	0	0	0	0	0	0	0	0	2	.000
Feb 19	vs Gonzaga	ph/d	2	0	1	0	0	0	0	0	0	0	0	0	0	0	1	0	0	0	.333
Feb 26	HOLY CROSS-2	pr	0	1	0	0	0	0	0	0	0	0	0	0	0	0	0	0	0	0	.333
Mar 06	at San Jose State	pr	0	0	0	0	0	0	0	0	0	0	0	0	0	0	0	0	0	0	.333
Mar 08	at Arizona	ph	1	0	0	0	0	0	0	0	0	0	0	0	0	0	0	0	0	0	.250
Mar 11	FRESNO STATE	*ss	4	1	2	1	0	1	0	0	0	0	0	0	0	0	1	4	5	0	.375
Mar 12	FRESNO STATE	*ss	3	0	1	0	0	0	0	1	0	0	0	0	0	0	1	1	5	0	.364
Mar 13	FRESNO STATE	*ss	4	1	1	1	0	0	0	1	0	0	1	0	0	0	0	1	3	0	.333
Mar 15	at Texas Tech	*ss	3	0	0	0	0	0	0	0	0	0	0	0	0	0	2	0	4	0	.278
Mar 16	at Texas Tech	*ss	3	1	1	1	1	0	0	1	0	0	0	0	0	0	0	0	4	0	.286
Mar 18	at Wichita State	*ss	3	1	0	1	0	0	0	0	0	0	0	0	1	0	3	2	2	0	.250
Mar 19	at Wichita State	*ss	5	0	1	1	0	0	0	0	0	0	1	0	0	0	2	1	2	0	.241
Mar 20	at Wichita State	*ss	5	1	1	0	0	0	0	0	0	0	0	0	0	0	3	1	1	0	.235
Mar 23	ARIZONA	*ss	5	1	2	0	0	0	0	0	0	0	0	0	0	0	1	3	2	1	.256
Mar 25	at Air Force Acade	*ss	2	0	0	0	0	0	0	1	0	0	0	0	0	0	1	0	3	0	.244
Mar 26	at Air Force Acade	*ss	5	1	1	1	0	0	0	0	0	0	0	0	0	0	1	0	4	0	.239
Mar 27	at Air Force Acade	*ss	4	2	1	1	1	0	0	0	0	0	1	0	0	0	1	1	6	0	.240
Mar 29	at New Mexico Sta	*ss	4	3	1	0	0	0	0	0	0	0	1	0	0	0	3	0	3	0	.241
Totals		13gs	54	13	13	7	2	1	0	4	0	0	4	0	1	0	20	14	44	3	.241

On base pct. .333 • Slugging pct. .315

#6 WILLMAN, Kamron - 13 games (All games)

Date	Opponent	Pos	AB	R	H	RBI	2B	3B	HR	BB	SB	CS	HBP	SAC	SF	GDP	K	PO	A	E	Avg
Feb 18	vs Oregon State	*ss	3	0	1	0	0	0	0	1	0	0	0	0	0	0	1	6	2	0	.333
Feb 18	vs Gonzaga	*ss	4	0	0	0	0	0	0	0	0	0	0	0	0	0	2	0	4	0	.143
Feb 19	vs Gonzaga	*ss	4	0	0	0	0	0	0	0	0	0	0	0	0	0	0	3	3	0	.091
Feb 20	vs Oregon State	*ss	4	1	2	0	0	0	0	0	0	0	0	0	0	0	0	2	2	1	.200
Feb 25	HOLY CROSS	*ss	5	2	2	3	0	1	1	0	0	0	0	0	0	0	1	0	4	1	.250
Feb 26	HOLY CROSS-1	*ss	4	1	1	0	0	0	0	1	0	0	0	0	0	1	0	3	7	1	.250
Feb 26	HOLY CROSS-2	*ss	4	0	2	0	0	0	0	0	0	0	0	1	0	0	0	2	8	0	.286
Feb 27	HOLY CROSS	*ss	3	2	2	0	1	0	0	1	1	0	0	0	0	0	1	3	3	2	.323
Mar 04	at San Jose State	*ss	5	1	1	1	0	0	0	0	0	0	0	0	1	0	2	1	4	1	.306
Mar 05	at San Jose State	*ss	3	0	1	0	0	0	0	1	0	0	0	0	0	0	2	0	0	0	.308
Mar 06	at San Jose State	*ss	4	0	1	1	0	0	0	1	0	0	0	0	0	0	0	1	1	0	.302
Mar 08	at Arizona	*ss	3	0	1	0	0	0	0	0	0	0	0	1	0	0	1	2	2	0	.304
Mar 29	at New Mexico Sta	*2b	4	0	2	2	0	0	0	0	0	0	1	0	0	0	0	2	2	0	.320
Totals		13gs	50	7	16	7	1	1	1	5	1	0	1	2	1	1	10	25	42	6	.320

On base pct. .386 • Slugging pct. .440