

NEW MEXICO LOBOS

2022-23 MEN'S BASKETBALL



2022-23 SCHEDULE/RESULTS

OCTOBER

29 CSU PUEBLO (ex) W, 85-53

NOVEMBER

7 SOUTHERN UTAH MW NETWORK 7:00
 11 SOUTH ALABAMA MW NETWORK 7:00
 15 at SMU ESPN+ 6:00
 19 NEW MEXICO STATE MW NETWORK 5:00
 25 JACKSONVILLE ST. ^ MW NETWORK 5:00
 26 NORTH DAKOTA ST. ^ MW NETWORK 5:00
 27 NORTHERN COLORADO ^ MW NETWORK 5:30
 30 at Saint Mary's WCC Network 8:00

DECEMBER

3 at New Mexico State ESPN+ 7:00
 6 WESTERN NEW MEXICO MW NETWORK 7:00
 10 UTSA MW NETWORK 2:00
 18 IONA FS1 4:30
 20 PRAIRIE VIEW A&M MW NETWORK 7:00
 28 COLORADO STATE * CBSN 2:00
 31 at Wyoming * FS1 2:00

JANUARY

3 at Fresno State * CBSN 9:00
 7 UNLV * CBSN 7:30
 14 at San Diego State * CBSN 7:00
 17 SAN JOSE STATE * FS1 7:00
 20 BOISE STATE * FS1 9:00
 23 at Nevada * CBSN 7:00
 27 AIR FORCE * CBSN 8:00

FEBRUARY

1 at Utah State * FS1 8:30
 7 NEVADA * FS1 8:30
 10 at Air Force * FS1 7:00
 14 WYOMING * CBSN 8:00
 17 at San Jose State * CBSN 8:30
 22 at Boise State * FS1 8:30
 25 SAN DIEGO STATE * CBSN 8:00
 28 FRESNO STATE * FS1 8:30

MARCH

3 at Colorado State * FS1 9:00
 8-11 at Mountain West Championship %

All times Mountain and subject to change

^ Lobo Classic (Albuquerque, NM)




% Mountain West Tournament (Las Vegas, NV)

COMMUNICATIONS

Steve Kirkland - Men's Basketball Contact

(434) 825-5241 cell
 kirkland@unm.edu email
 @skirkland14

GAME #1 | NOV. 7, 2022 | THE PIT | ALBUQUERQUE, NM

	NEW MEXICO LOBOS 0-0 0-0 MW	RICHARD PITINO Providence '05 Overall: 172-156 11th School: 13-19 2nd	 96.3 NEWS RADIO KKB
	SOUTHERN UTAH THUNDERBIRDS 0-0 0-0 WAC	TODD SIMON Central Michigan '03 Overall: 105-92 8th School: 96-84 7th	MW NETWORK LOBO RADIO NETWORK Play by Play: Robert Portnoy Analyst: Hunter Greene

GOLOBOS.COM



@UNMLOBOMB

#GOLOBOS

LOBOS OPEN SEASON BY HOSTING SOUTHERN UTAH

- UNM begins the 2022-23 season by hosting Southern Utah
- It is the first of 19 regular season games at The Pit for New Mexico this season, the most since 19 home games in 2004-05
- Southern Utah was picked ninth in the preseason WAC poll, as they begin their first season in the conference after leaving the Big Sky

SERIES HISTORY

- UNM leads the all-time series 3-1 (all games at The Pit)
- The teams haven't met since 2007-08, a 57-48 UNM victory
- The Thunderbirds' lone victory in the series came in 2002-03, winning 69-57 at The Pit in the first season of the Ritchie McKay era

LOBOS VS. THUNDERBIRDS

Overall: 3-1
 Home: 3-1 (3-1 Pit)
 Streak: W2
 Last Game: W, 57-48 (11/28/07)

IN OPENERS

- New Mexico is 89-30 all-time in season openers and has won 19 straight openers since a loss to Cal in the first game of the 2002-03 season
- The Lobos are 50-5 in home openers in the Pit, having won their last 18 home openers since that same loss to Cal in the first game of the 2002-03 season

LAST TIME OUT

- New Mexico made its season debut with an 85-53 win exhibition victory over Southern Utah
- Jaelen House led the Lobos with 20 points (8-11 FG, 4-5 3FG) in just 16 minutes of action
- Donovan Dent had 16 points and seven rebounds in his first appearance at The Pit

POSSIBLE STARTERS

No.	Pos.	Name	Yr.	Ht. / Wt.	PPG^	RPG^	Of Note
5	G	Jamal Mashburn, Jr.	Jr.*	6-2 / 195	18.2	2.7	Preseason All-Mountain West
10	G	Jaelen House	Sr.*	6-0 / 170	16.9	3.6	Four 30-point games last season
53	F	Josiah Allick	Sr.*	6-8 / 235	12.9	6.1	2021 HM All-Summit League at KC
24	F	Morris Udeze	Grad.	6-8 / 240	10.2	6.1	6th in AAC rebounding last yr at Wichita St
13	G	Javontè Johnson	Jr.*	6-6 / 215	7.7	4.6	45.5% 3-point percentage last season

KEY RESERVES

No.	Pos.	Name	Yr.	Ht. / Wt.	PPG^	RPG^	Of Note
0	G	K.J. Jenkins	R-Sr.*	6-2 / 180	9.8	3.2	60 3-pointers last season
12	F	Jay Allen-Tovar	Sr.*	6-9 / 220	7.9	5.0	Led UNM in rebounds & blocks last year
4	G	Emmanuel Kuac	R-Jr.*	6-7 / 205	4.2	4.3	Played just 6 games last year due to injury
3	C	Sebastian Forsling	So.	7-0 / 245	2.1	2.4	Represented Sweden at FIBA U20 Euros
34	F	Birima Seck	So.	6-11 / 200	0.6	2.6	Career-high 10 rebounds last yr. vs. WNMU
1	G	Braden Appelhaus	Fr.	6-7 / 185	--	--	One of the top 3pt shooters in Missouri history
2	G	Donovan Dent	Fr.	6-2 / 170	--	--	2022 Mr. Basketball in California
11	G	Quinton Webb	Fr.	6-6 / 205	--	--	Two-time All-CIF Southern Section

* has a super senior year available due to COVID | ^ 2021-22 Stats

HEAD COACH RICHARD PITINO



2nd Season at New Mexico

COACHING RECORD

Year	School	Overall	Conf.
2013	FIU	18-14	11-9
2014	Minnesota	25-13	8-10
2015	Minnesota	18-15	6-12
2016	Minnesota	8-23	2-16
2017	Minnesota	24-10	11-7
2018	Minnesota	15-17	4-14
2019	Minnesota	22-14	9-11
2020	Minnesota	15-16	8-12
2021	Minnesota	14-15	6-14
2022	New Mexico	13-19	5-12
2023	New Mexico	0-0	0-0
TOTALS		172-156	70-117

NOTABLE

- Led Minnesota to the 2014 NIT Championship
- Led Minnesota to two NCAA Tournament appearances
- 2017 Big Ten Coach of the Year
- 2017 NABC District 7 Coach of the Year
- 18 wins over ranked teams in eight seasons at Minnesota
- Led FIU to 10-win improvement and first winning seasons in 12 years in 2012-13 in first season as a head coach
- Five NCAA appearances in seven years as an assistant coach
- While on his father's staff at Louisville, the Cardinals reached the 2012 Final Four, the Elite Eight in 2008 and 2009 and won two Big East Championships
- While on Billy Donovan's staff at Florida, the Gators reached the Elite Eight in 2011 and won one SEC Regular Season Title

PITINO vs. 2022-23 OPPONENTS

Air Force	2-0	(2-0 UNM)
Boise State	0-1	(0-1 UNM)
Colorado St	0-2	(0-2 UNM)
Fresno St	0-2	(0-2 UNM)
Iona	0-0	
Jacksonville State	0-0	
Nevada	0-2	(0-2 UNM)
NM State	1-1	(1-1 UNM)
North Dakota St	0-0	
Northern Colorado	0-0	
Prairie View A&M	0-0	
Saint Mary's	1-0	(1-0 Minnesota)
San Diego St	0-1	(0-1 UNM)
San Jose St	1-1	(1-1 UNM)
SMU	1-1	(1-0 Minnesota/0-1 UNM)
South Alabama	0-2	(0-2 FIU)
Southern Utah	0-0	
Utah State	0-2	(0-2 UNM)
UTSA	0-0	
Western NM	1-0	(1-0 UNM)
Wyoming	1-1	(1-1 UNM)

MOVING ON UP!

- The Lobos enter the season ranked No. 138 in KenPom, up 156 spots from the final ranking of 2020-21, when Richard Pitino was hired
- New Mexico is the fourth highest mover in KenPom during that time (since April 2021)

PRESEASON POLL

- The Lobos were picked fifth in the preseason Mountain West poll, their highest selection in three years (third in 2019-20)
- Jamal Mashburn, Jr. was named to the five-player preseason All-Mountain West Team, the first Lobo selected since 2016-17 (Elijah Brown and Tim Williams)

TALE OF TWO OFFSEASONS

- The Lobos are returning nine letterwinners, including five starters from last season
- It is significant difference from the previous offseason when UNM returned six letterwinners (four scholarship) and one starter as Richard Pitino took over the program
- New Mexico returns nearly 84% of its scoring from last season, including its top five scorers by total points (Mashburn, House, Jenkins, Allen-Tovar, Johnson)
- UNM returns at least 76% of its rebounding, assists and minutes from 2021-22

HOME SWEET HOME IN THE PIT

- Including the exhibition against CSU Pueblo, the Lobos will play 20 games at The Pit this season
- The 19 regular season home games are New Mexico's most since the 2004-05 season when the Lobos went 18-1 at The Pit
- The home schedule includes the return of the Lobo Classic (UNM's first home tournament since 2007-08)

HIGH SCORING DUO BACK

- With Jamal Mashburn, Jr. and Jaelen House returning, New Mexico is one of four Division I schools in the nation to have two 500-point scorers from last season return to the roster this season (North Carolina-3; Northern Colorado; Wyoming)
- Mashburn and House are the third-highest returning scoring duo in the nation at 35.1 combined points per game last season
- Mashburn and House are the second-highest returning scoring duo in New Mexico history, trailing only Elijah Brown/Tim Williams in 2016-17

RETURNING VETERANS

- The Lobos return nine letterwinners from last year's squad, their most returning players since returning 10 letterwinners in 2016-17
- New Mexico is returning its leader in total points (Mashburn), rebounds (Allen-Tovar), assists (House), 3-pointers (Jenkins), blocks (Allen-Tovar) and steals (House)
- The only other year when New Mexico had its top performer in each of those categories return the following year came in 1996-97 when the 1995-96 leaders of Charles Smith (points, 3-pointers, steals), Kenny Thomas (rebounds, blocks) and David Gibson (assists) all returned

TOP KENPOM IMPROVEMENT SINCE END OF 2020-21

Towson	+200	(298/98)
Portland	+200	(321/121)
Middle Tenn.	+184	(306/122)
New Mexico	+156	(294/138)

RETURNING PRODUCTION

Stat	2021-22	2022-23
Scoring	31.4%	83.9%
Rebounding	32.6%	76.5%
Assists	51.6%	78.5%
Minutes	38.5%	79.0%

HIGHEST RETURNING SCORING DUOS

Wyoming (Ike & Maldonado)	38.0
Liberty (McGhee & Robinson)	36.1
UNM (Mashburn & House)	35.1
ORU (Abmas & McBride)	35.1
N.Colo. (Kountz & Johnson)	34.6

TOP UNM RETURNING SCORING DUOS

Brown/T. Williams (2016-17)	38.5
Mashburn/House (2022-23)	35.1
C. Smith/Thomas (1996-97)	34.2
Longley/Robbins (1990-91)	32.4

MEDIA SCHEDULE

NOV. 7 Monday	NOV. 8 Tuesday	NOV. 9 Wednesday	NOV. 10 Thursday	NOV. 11 Friday	NOV. 12 Saturday	NOV. 13 Sunday
GAMEDAY vs. Southern Utah 7:00 pm				GAMEDAY vs. South Alabama 7:00 pm		



2022-23 LOBO BASKETBALL



RANKINGS

ASSOCIATED PRESS (Preseason)

1	North Carolina (47)	0-0	1532
2	Gonzaga (12)	0-0	1479
3	Houston (1)	0-0	1404
4	Kentucky (2)	0-0	1364
5	Kansas	0-0	1200
	Baylor	0-0	1200
7	Duke	0-0	1168
8	UCLA	0-0	1093
9	Creighton	0-0	1060
10	Arkansas	0-0	1026
11	Tennessee	0-0	880
12	Texas	0-0	844
13	Indiana	0-0	745
14	TCU	0-0	735
15	Auburn	0-0	623
16	Villanova	0-0	578
17	Arizona	0-0	543
18	Virginia	0-0	462
19	San Diego State	0-0	394
20	Alabama	0-0	281
21	Oregon	0-0	260
22	Michigan	0-0	229
23	Illinois	0-0	215
24	Dayton	0-0	170
25	Texas Tech	0-0	122

Others receiving votes: Texas A&M 112, UConn 101, Miami 66, Purdue 56, Saint Louis 36, Michigan State 35, Florida State 32, Xavier 29, Wyoming 25, Ohio State 23, Iowa 13, Rutgers 4, Florida 3, USC 3, Toledo 1, Virginia Tech 1, Memphis 1, Notre Dame 1, UAB 1

COACHES (Preseason)

1	North Carolina (23)	0-0	778
2	Gonzaga (5)	0-0	759
3	Houston (1)	0-0	713
4	Kentucky (3)	0-0	697
5	Kansas	0-0	660
6	Baylor	0-0	632
7	UCLA	0-0	560
8	Duke	0-0	552
9	Creighton	0-0	500
10	Arkansas	0-0	498
11	Tennessee	0-0	486
12	Texas	0-0	449
13	Arizona	0-0	352
14	Indiana	0-0	334
15	Auburn	0-0	318
16	TCU	0-0	317
17	Villanova	0-0	300
18	Virginia	0-0	287
19	Alabama	0-0	176
20	San Diego State	0-0	173
21	Oregon	0-0	128
22	Michigan	0-0	122
23	Illinois	0-0	115
24	Texas Tech	0-0	107
25	Dayton	0-0	75

Others receiving votes: Purdue 44, Texas A&M 37, Miami 31, UConn 31, Michigan State 29, Providence 22, Iowa 22, Syracuse 13, Florida State 13, Virginia Tech 9, USC 9, Saint Mary's 8, Wyoming 7, Wisconsin 7, UAB 6, Ohio State 5, Florida 5, Iowa State 4, Xavier 3, Toledo 2, Drake 2, Rutgers 2, Boise State 1

2022-23 Opponents in Bold

RETURNING SCORING

- In addition to its top five scorers returning, New Mexico added two transfers who averaged double figure scoring last season (Josiah Allick - 12.9ppg at Kansas City; Morris Udeze - 10.2ppg at Wichita State)
- When you combine the scoring average of the nine returning players (70.4 ppg) with the two transfers (23.1 ppg), the Lobos' roster features players who combined to average 93.5 points per game at the Division I level last season

ON THE AIR

- All 18 on New Mexico's Mountain West games this season will be televised nationally (all on FS1 or CBSSN)
- New Mexico and San Diego State are the only MW teams to have all conference games on national TV
- The last time every UNM conference game was on national TV was 2011-12

CHALLENGING NON-CONFERENCE SCHEDULE

- Of the Lobos' 12 non-conference games against Division I opponents, nine are against teams that played in the postseason in 2021-22 (four NCAA, two NIT, two Basketball Classic, one CBI)
- Those 12 opponents averaged 21 wins last season
- Nine of those opponents were picked in the top four of their league's preseason poll, including Iona (1st MAAC), New Mexico State (2nd WAC) and Saint Mary's (2nd WCC)

CAPTAINS NAMED

- Redshirt junior guard KJ Jenkins and junior guard Jamal Mashburn, Jr. were named the captains for the 2022-23 season
- Both are serving as a captain for the second straight season for the Lobos

AGAINST THE WAC

- Southern Utah is the first of three WAC teams on the Lobos' schedule this season (home and away vs. New Mexico State)
- The Thunderbirds are the first non-NMSU WAC opponent for the Lobos since a 72-63 win at Utah Tech (then Dixie State) on Jan. 13, 2021
- The last non-NMSU WAC team to visit The Pit was Grand Canyon, a 91-71 Lobo victory on Dec. 17, 2019
- The Lobos have won their last five home games against non-NMSU WAC opponents, with their last loss coming in 1999-00 to UTEP (UNM's first season in the Mountain West)

FELTON vs. HIS ALMA MATER

- Assistant coach Tarvish Felton makes his official debut on the UNM coaching staff against his alma mater, Southern Utah
- A 1999 graduate of SUU, he earned All-Mid Continent Conference honors as a senior and was named Southern Utah's Male Athlete of the Year, Men's Basketball Academic Athlete of the Year and team MVP
- Felton still ranks sixth in Southern Utah history in blocked shots (68), fifth in steals (139) and ninth in rebounding (505)

PITINO IN OPENERS

- Richard Pitino opens his 11th season as a head coach with an 8-2 record in season openers over his first 10 seasons
- His only two losses were in his collegiate coaching debut with FIU in 2012-13 (84-70 loss at Boston College) and his second season at Minnesota in 2014-15 (81-68 to his father's Louisville team in a game played at a U.S. Coast Guard base in Puerto Rico)

QUICK FACTS

THE UNIVERSITY OF NEW MEXICO

Location	Albuquerque, N.M.
Founded	1889 by Territorial Legislature
Enrollment	21,638
Nickname	Lobos
Colors	Cherry (PMS 200) & Silver (PMS 428)
Conference	Mountain West
National Affiliation	NCAA Division I

President	Dr. Garnett S. Stokes
Director of Athletics	Eddie Nuñez
Deputy A.D.	Dave Williams
Facility	The Pit
Capacity	15,411
Age	Built in 1966 (Renovated in 2009-10)



2022-23 LOBO BASKETBALL



DOUBLE TIME

DOUBLE-DOUBLES

	2022-23	CAREER	STREAK
Josiah Allick	-	9%	-
Morris Udeze	-	2%	-
Jay Allen-Tovar	-	1	-
Javonte Johnson	-	1	-
Jaelen House	-	1	-

DOUBLE FIGURE POINTS

	2022-23	CAREER	STREAK
Jamal Mashburn, Jr.	-	43%	21
Josiah Allick	-	38%	5%
Jaelen House	-	30	4
Morris Udeze	-	29%	-
Jay Allen-Tovar	-	13	-
KJ Jenkins	-	13	1
Javonte Johnson	-	13	1
Emmanuel Kuac	-	1	-

DOUBLE FIGURE REBOUNDS

	2022-23	CAREER	STREAK
Josiah Allick	-	9%	-
Morris Udeze	-	5%	-
Jay Allen-Tovar	-	4	-
Sebastian Forsling	-	1	-
Javonte Johnson	-	1	-
Birima Seck	-	1	-

BIG TIME PERFORMANCES

20-POINT GAMES

	2022-23	CAREER	STREAK
Jamal Mashburn, Jr.	-	14	-
Jaelen House	-	10%	-
Josiah Allick	-	9%	-
KJ Jenkins	-	3	-
Morris Udeze	-	2%	-
Javonte Johnson	-	1	-
Jay Allen-Tovar	-	1	-

30-POINT GAMES (40 Point Games)

	2022-23	CAREER	STREAK
Jaelen House	-	4 (1)	-

10-ASSIST GAMES

	2022-23	CAREER	STREAK
Jaelen House	-	1	-

% Career totals include games at previous schools
(NCAA Division I)

COUNT IT ... AND THE FOUL!

AND ONES...

	2022-23	CAREER^
Jaelen House	-	14
Jamal Mashburn, Jr.	-	11
Saquan Singleton	-	10
Javonte Johnson	-	6 (1)
Jay Allen-Tovar	-	4
KJ Jenkins	-	3 (1)
Sebastian Forsling	-	1

* made FG while fouled, followed by a made FT
(#) four-point plays

^ UNM career only

UP NEXT

- The Lobos will conclude its two-game season-opening homestand on Friday by hosting South Alabama
- Game time at The Pit is 7 p.m. and the game will air on the Mountain West Network

2022-23 ROSTER

NO.	PLAYER	POS.	YR.	HT.	HOMETOWN	PPG	RPG	OTHER	MINUTES
0	KJ JENKINS	G	R-Sr.*	6-2	Atlanta, Ga.	-	-	-	-
• At 2.0 3FG per game last season, best among returning MW players									
1	BRADEN APPELHANS (<i>apple-hahns</i>)	G	Fr.	6-7	Blue Springs, Mo.	-	-	-	-
• One of the top 3-point shooters in Missouri High School history									
2	DONOVAN DENT	G	Fr.	6-2	Riverside, Calif.	-	-	-	-
• 2022 Mr. Basketball in California and No. 17 in Lindy's top 100 incoming freshmen									
3	SEBASTIAN FORSLING	C	So.	7-0	Floda, Sweden	-	-	-	-
• Represented Sweden at the 2022 FIBA U-20 European Championships									
4	EMMANUEL KUAC (<i>kwatch</i>)	F	R-Jr.*	6-7	Calgary, Alb.	-	-	-	-
• Suffered season-ending injury on Jan. 8 last season and received medical hardship waiver									
5	JAMAL MASHBURN, JR.	G	Jr.*	6-2	Miami, Fla.	-	-	-	-
• First Lobo to be named Preseason All-Mountain West in six years									
10	JAELEN HOUSE	G	Sr.*	6-0	Phoenix, Ariz.	-	-	-	-
• One of 16 returning Division I players to have at least 525 points and 130 assists last season									
11	QUINTON WEBB	G	Fr.	6-6	San Bernardino, Calif.	-	-	-	-
• Two-time All-CIF Southern Section									
13	JAVONTE JOHNSON (<i>juh-VAHN-tay</i>)	G	Jr.*	6-6	Colorado Springs, Colo.	-	-	-	-
• Ninth in UNM history at 45.5% 3-pointers last season									
20	SAFI FINO-A-LASELF (<i>saw-FEE fee-NO-ah-la-SELF</i>)	G	Sr.*	5-11	Las Cruces, N.M.	-	-	-	-
• Scored three points vs. Northern New Mexico									
21	JAY ALLEN-TOVAR (<i>toe-VAR</i>)	F	Sr.*	6-9	San Jose, Calif.	-	-	-	-
• 10th player in MW history to have at least 40 blocks and 25 3-pointers in a season									
24	MORRIS UDEZE (<i>ooh-DEZZ-zay</i>)	G	Grad.	6-8	Houston, Texas	-	-	-	-
• 6th in AAC rebounding last yr at Wichita State									
32	MAC MANZANARES (<i>man-zan-AIR-is</i>)	F	Fr.	6-5	Albuquerque, N.M.	-	-	-	-
• 2022 Class 1A-3A State Player of the Year in New Mexico									
34	BIRIMA SECK (<i>bir-EE-ma</i>)	F	So.	6-11	Dakar, Senegal	-	-	-	-
• Career-high 10 rebounds last yr. vs. Western New Mexico									
53	JOSIAH ALLICK (<i>AL-ick</i>)	F	Sr.*	6-8	Lincoln, Neb.	-	-	-	-
• Honorable Mention All-Summit League in 2020-21 at Kansas City									

Head Coach	Richard Pitino	2nd Season / Providence, 2005
Assistant Coach	Isaac Chew	2nd Season / Avila, 1999
Assistant Coach	Eric Brown	2nd Season / CSUN, 1998
Assistant Coach	Tarvish Felton	1st Season / Southern Utah, 1999
Special Assistant to the Head Coach	Dave Pilipovich	2nd Season / Thiel, 1986
Strength & Conditioning Coach	Matthew Flores	2nd Season / Arizona State, 2012
Video Coordinator	Danny Walters	1st Season / Texas A&M, 2020
Administrative Assistant	Peyton Stephens	2nd Season / Texas A&M, 2019
Sports Medicine	Ben Felz	1st Season / Eastern Kentucky, 2009
Communications	Steve Kirkland	2nd Season / Penn State, 2001

* has a super senior year available due to COVID



THE LAST TIME

A NEW MEXICO PLAYER...

- **Scored 30 points:** Jaelen House (34) vs. Wyoming (2/15/22)
- **Scored 35 points:** Jaelen House (42) at Air Force (2/5/22)
- **Scored 40 points:** Jaelen House (42) at Air Force (2/5/22)
- **Two players with 20 points:** Jaelen House (27) and Jamal Mashburn, Jr. (21), vs. UNLV (3/5/22)
- **Two players with 25 points:** Vance Jackson (25) & JaQuan Lyle (25) at San Jose State (1/1/20)
- **Three players with 20 points:** Corey Manigault (28), Zane Martin (23) & Vance Jackson (20) vs. Wyoming (2/8/20)
- **20-point game off the bench:** KJ Jenkins (26) at UNLV (1/11/22)
- **20-points in one half:** Jamal Mashburn, Jr. (20²) at Fresno State (2/28/22)
- **A player with back-to-back 30-point games:** Ruben Douglas (2/24/03-3/1/03)
- **One player scored in double figures:** at Air Force (2/24/21)
- **No players scored in double figures:** at Boise State (12/23/20)
- **Five players scored in double figures:** vs. San Jose State (1/28/22)
- **All five starters scored in double figures:** at UNLV (1/18/20)
- **Six players scored in double figures:** Wyoming (1/19/19)
- **Had 15 rebounds:** Carlton Bragg (17) vs. New Mexico State (12/14/19)
- **Had 20 rebounds:** Carlton Bragg (20) at Wyoming (3/9/19)
- **Two players with 10 rebounds:** Gethro Muscadin (11) & Jay Allen-Tovar (10) vs. Denver (12/6/21)
- **Double-Double:** Jaelen House vs. San Jose State (1/28/22)
- **Two players had a double-double:** Makuach Maluach & Bayron Matos vs. LeTourneau (12/17/20)
- **Three players had a double-double:** Corey Manigault, Zane Martin & Vance Jackson (20) vs. Wyoming (2/8/20)
- **Double-Double with points and assists:** Jaelen House vs. San Jose State (1/28/22)
- **Four Double-Doubles in a row:** Joe Furstinger (12/19/17-12/30/17)
- **Triple-Double:** Luc Longley vs. Penn State (3/28/90) *NIT*
- **20 points and 20 rebounds:** Carlton Bragg (22/20) at Wyoming (3/9/19)
- **10 assists:** Jaelen House (13) vs. San Jose State (1/28/22)
- **5 Blocked Shots:** Joe Furstinger (5) vs. Boise State (2/18/17)
- **5 Steals:** Jaelen House (6) vs. Colorado State (2/17/22)
- **Led UNM in Points, Rebounds and Assists:** Makuach Malauch at Fresno State (1/30/21)
- **Hit a last second shot to win a game (1.0 or later):** Anthony Mathis at CSUN (11/6/18), 3-pointer with 0.3 left to win 87-84
- **Played the entire game:** Jaelen House at Air Force (2/5/22)
- **Played 40 or more minutes:** Jaelen House (40) at Air Force (2/5/22)

NEW MEXICO TEAM...

- **Won in Overtime:** 95-86 vs. Fresno State (3/3/18)
- **Lost in Overtime:** 87-90 vs. Utah State (1/8/22)
- **Played Two Overtimes:** W, 97-73 (2ot) vs. UAB (11/21/13)
- **Played Three Overtimes:** W, 104-99 (3ot) vs. Fresno State (3/8/96) *WAC*
- **Shot 70 percent for a Half:** 73.3 (22-30)², vs. Houston Baptist (12/22/19)
- **Shot 60 percent in a Game:** 64.1 (41-64) vs. Houston Baptist (12/22/19)
- **Shot less than 30 percent in a Game:** 26.8 (15-56) vs. Utah State (1/6/21)
- **Shot 90 percent from the free throw line:** 100.0 (9-9) vs. Northern NM (2/11/22)
- **Shot 50 percent from 3-point line:** 50.0 (8-16) at Air Force (2/5/22)
- **Shot less than 30 percent in a half:** 27.6 (8-29)¹, vs. Air Force (2/26/22)
- **Shot less than 20 percent in a half:** 19.2 (5-26)¹, vs. Utah State (1/6/21)
- **Shot 55 percent or better and lost:** 59.6 (31-52) vs. New Mexico State (11/17/18)
- **Attempted 50 FTs:** 52 at UTEP (1/2/08)
- **Made 30 FTs:** 35 at New Mexico State (11/30/21)
- **Made 10 3-pt FGs:** 10, vs. Nevada (3/9/22) *MWT*
- **Failed to make a 3-pt FG:** vs. Washington State (12/25/15)
- **Had 50 rebounds:** 79, vs. LeTourneau (12/17/20)
- **Had 25 assists:** 26, vs. San Jose State (1/23/21)
- **Had 15 steals:** 17, vs. McNeese (11/16/19)
- **Had 10 blocks:** 10, vs. Western New Mexico (11/22/21)
- **Scored 50 pts in a half:** 57², at Wyoming (1/22/22)
- **Scored 60 pts in a half:** 61², vs. Houston Baptist (12/22/19)
- **Scored 100 pts (MW):** 108, at Colorado State (2/28/18)
- **Scored 100 pts (non-conf):** 101, at New Mexico State (11/30/21)
- **Scored under 20 pts in 1st half:** 19, at Fresno State (1/28/21)
- **Scored under 20 pts in 2nd half:** 18, at UNLV (1/18/21)
- **Scored under 50 pts in a game:** 46, at UNLV (1/18/21)
- **Never trailed:** at Air Force (2/5/22)

AN OPPOSING PLAYER...

- **Scored 30 points:** David Roddy (31), Colorado State (2/17/22)
- **Scored 35 points:** Bryce Hamilton (35), UNLV (1/18/20)
- **Scored 40 points:** Jordan Caroline (45), Nevada (1/7/17)
- **Two players with 20 points:** Souley Boum (26) & Keonte Kennedy (22), UTEP (12/12/21)
- **Two players with 25 points:** Graham Ike (29) & Hunter Maldonado (25), at Wyoming (1/22/22)
- **Three players with 20 points:** Louis Adams (31), Justin James (23) & Hayden Dalton (21), Wyoming (2/20/18)
- **20-point game off the bench:** Max Rice (22), Boise State (12/23/20)
- **One player scored in double figures:** Our Lady of the Lake (12/15/20)
- **No players scored in double figures:** ULM (12/13/14)
- **Five players scored in double figures:** at Colorado State (1/19/22)
- **All five starters scored in double figures:** Utah State (1/8/22)
- **Six players scored in double figures:** Utah State (1/8/22)
- **Had 15 rebounds:** Graham Ike (15), at Wyoming (1/22/22)
- **Had 20 rebounds:** Ryan Watkins (22), Boise State (1/21/14)
- **Two players with 10 rebounds:** Warren Washington (11) & Will Baker (11), at Nevada (1/1/22)
- **Double-Double:** Grant Sherfield, Nevada (3/9/22) *MWT*
- **Two players had a double-double:** Warren Washington, Will Baker & Grant Sherfield, at Nevada (1/1/22)
- **Double-Double with points and assists:** Omari Moore, at San Jose State (2/20/22)
- **Triple-Double:** Omari Moore, at San Jose State (2/20/22)
- **10 assists:** Omari Moore (10), at San Jose State (2/20/22)
- **5 Blocked Shots:** Neemas Queta (5), Utah State (1/6/21)
- **5 Steals:** Nathan Mensah (5), at San Diego State (1/31/22)
- **Hit a last second shot to win a game (1.0 or later):** Nate Pryor, New Mexico State (12/6/21), layup as time expired in overtime to win 78-76

OPPONENT TEAM...

- **Shot 70 percent for a Half:** 74.1 (20-27)², at San Jose State (2/20/22)
- **Shot 60 percent in a Game:** 60.0 (36-60) at Boise State (12/23/20)
- **Shot less than 30 percent in a Game:** 27.8 (22-79), LeTourneau (12/17/20)
- **Shot 90 percent from the free throw line:** 90.0 (9-10), at Utah State (2/22/22)
- **Shot 50 percent from 3-point line:** 53.8 (7-13), Fresno State (1/25/22)
- **Shot less than 30 percent in a half:** 23.3 (7-30)¹, UNLV (3/5/22)
- **Shot less than 20 percent in a half:** 18.5 (5-27)¹, at Fresno State (1/28/21)
- **Shot 55 percent or better and lost:** 57.8 (37-64) at Wyoming (2/20/18)
- **Attempted 50 FTs:** 50, New Mexico State (12/11/82)
- **Made 30 FTs:** 35, Utah State (3/14/19)
- **Made 10 3-pt FGs:** 13, Wyoming (2/17/21)
- **Failed to make a 3-pt FG:** New Mexico State (12/16/15)
- **Had 50 rebounds:** 52, Boise State (1/15/22)
- **Had 25 assists:** 27, at Colorado State (3/3/21)
- **Had 15 steals:** 15, UAB (11/25/21)
- **Had 10 blocks:** 10, Utah State (1/6/21)
- **Scored 50 pts in a half:** 52², at Wyoming (1/22/22)
- **Scored 60 pts in a half:** 61², at Wyoming (2/20/18)
- **Scored 100 pts (MW):** 105, at Colorado State (1/15/20)
- **Scored 100 pts (non-conf):** 100, at New Mexico State (12/4/18)
- **Scored under 20 pts in 1st half:** 19, at Fresno State (1/28/21)
- **Scored under 20 pts in 2nd half:** 19, New Mexico State (12/3/14)
- **Scored under 50 pts in a game:** 46, Northern New Mexico (2/11/22)
- **Never trailed:** at San Diego State (1/31/22)

COMEBACKS...

	New Mexico Comeback	Opponent Comeback
Trailing at Half	Air Force (2/26/22) ^{24-30 / 69-65}	Nevada (3/9/22) ^{34-35 / 79-72}
Trailing w/8:00 left	Montana St (11/20/21) ^{60-62 / 81-78}	at Fresno St (2/28/22) ^{54-59 / 71-68}
Trailing w/4:00 left	Utah St (2/29/20) ^{55-57 / 66-64}	at Fresno St (2/28/22) ^{61-63 / 71-68}
Trailing w/2:00 left	Utah St (2/29/20) ^{59-60 / 66-64}	NM State (12/6/21) ^{64-65 / 78-76(ot)}
Trailing w/1:00 left	Utah St (2/29/20) ^{61-63 / 66-64}	Utah St (1/8/22) ^{72-73 / 90-87(ot)}
Trailing any pt in final 30 sec of 2nd half or 30 sec of OT	UNLV (2/15/18) ^{88-90(30) / 91-90}	NM State (12/6/21) ^{66-68(12) / 78-76(ot)}



2022-23 LOBO BASKETBALL



NEW MEXICO
CSU PUEBLO

85
53

GAME #0 - exhibition
Oct. 29, 2022
The Pit (7,929)
Albuquerque, NM

CSUP	FG	3FG	FT	O-D-T	PF	TP	A	TO	BS	S	MP
10 Payne*	2-7	0-1	0-0	2-1-3	1	4	1	1	2	1	21
13 Cooper*	2-6	0-0	0-2	1-1-2	2	4	0	3	0	0	19
1 Morris*	2-6	1-3	2-2	2-4-6	4	7	1	1	0	0	19
4 Lamberth*	1-3	0-2	0-0	0-3-3	0	2	1	0	0	0	15
11 Ramiro*	5-13	4-6	0-0	0-0-0	2	14	0	2	0	0	24
0 Howery	0-3	0-2	1-1	0-1-1	2	1	3	1	0	1	20
2 Dvorsky	0-0	0-0	0-0	0-0-0	0	0	0	0	0	0	2
3 Robinson	0-0	0-0	0-0	0-4-4	1	0	0	1	0	0	10
5 Damalek	0-0	0-0	2-4	0-0-0	1	2	2	4	0	1	15
15 Thompson	2-5	0-2	3-4	2-4-6	1	7	2	0	2	0	24
21 Hallgrimsson	0-5	0-3	0-0	1-3-4	2	0	0	0	0	0	17
22 Moleon	4-5	0-0	4-6	0-1-1	4	12	0	1	0	0	12
24 Mindrup	0-1	0-0	0-2	0-0-0	1	0	0	0	0	0	2
TEAM				1-6-7							
Totals	18-54	5-19	12-21	9-28-37	21	53	10	14	4	3	200
UNM	FG	3FG	FT	O-D-T	PF	TP	A	TO	BS	S	MP
24 Udeze*	3-7	1-1	2-2	3-4-7	3	9	2	2	0	1	16
53 Allick*	4-4	0-0	2-3	2-1-3	2	10	3	0	0	0	19
5 Mashburn*	5-10	1-1	0-0	1-2-3	0	11	2	0	0	0	19
10 House*	8-11	4-5	0-1	0-1-1	1	20	3	0	0	1	16
13 Johnson*	0-2	0-1	1-2	0-2-2	0	1	1	0	0	2	15
0 Jenkins	1-5	1-3	2-2	0-2-2	2	5	2	1	0	1	16
1 Appelhans	2-3	0-0	0-0	1-2-3	2	4	0	1	0	0	20
2 Dent	6-11	1-2	3-4	0-7-7	1	16	0	0	1	0	23
4 Kuac	1-1	1-1	0-0	0-2-2	0	3	0	2	0	0	6
11 Webb	0-1	0-0	0-2	1-1-2	3	0	0	0	1	1	10
20 Fino-A-Laself	0-0	0-0	0-0	0-0-0	0	0	0	1	0	1	1
21 Allen-Tovar	0-6	0-2	2-5	1-4-5	2	2	0	0	2	0	21
32 Manzanares	0-0	0-0	0-0	0-0-0	0	0	0	0	0	0	1
34 Seck	2-2	0-0	0-1	1-1-2	3	4	1	1	5	2	17
TEAM				2-1-3							
Totals	32-63	9-16	12-22	12-30-42	19	85	14	9	9	9	200
		1st	2nd	Total		FG%	3FG%	FT%			
CSU Pueblo	25	28	53			33.3	26.3	57.1			
New Mexico	49	36	85			50.8	56.3	54.5			

Points in the Paint-CSUP 22, UNM 38; Points off Turnovers-CSUP 7, UNM 18
2nd Chance Points-CSUP 1, UNM 11; Fast Break Points-CSUP 6, UNM 17
Bench Points-CSUP 22, UNM 34. Score Tied-0 times. Lead changed-4 times.
Largest lead-CSUP by 1 1st-18:13, UNM by 32 2nd-0:34.
CSUP led for 1:44, UNM led for 38:00, Game tied 0:16.
Officials: Randy McCall, Verne Harris, David Hall
Technical: none



KJ JENKINS

R-Senior | Guard | 6-2 | Atlanta, Ga.

Creekview HS | North Georgia | Kilgore College

0.0 PPG | 0.0 RPG | 0.0 MPG

SEASON HIGHLIGHTS

- Co-Captain
- Scored five points in the exhibition vs. CSU Pueblo (Oct. 29)

GAME-BY-GAME STATS

Opponent	MP	FG-A	3G-A	FT-A	O-D-T	PF	A	TO	BS	ST	TP
Southern Utah											

SINGLE GAME HIGHS (NCAA)

POINTS

CAREER: 26 at UNLV (1/11/22)

SEASON: --

REBOUNDS

CAREER: 11 at Columbus State (2/12/20) ^{NG}

SEASON: --

FIELD GOALS

CAREER: 8 three times

SEASON: --

FIELD GOAL ATTEMPTS

CAREER: 19 at Clayton State (2/29/20) ^{NG}

SEASON: --

3-POINTERS

CAREER: 5 four times

SEASON: --

3-POINT ATTEMPTS

CAREER: 13 at UNLV (1/11/22)

SEASON: --

FREE THROWS

CAREER: 8 at Georgia College (2/22/20) ^{NG}

SEASON: --

FREE THROW ATTEMPTS

CAREER: 8 twice

SEASON: --

ASSISTS

CAREER: 7 at Clayton State (2/29/20) ^{NG}

SEASON: --

BLOCKS

CAREER: 1 vs. Georgia Southwestern (2/5/20) ^{NG}

SEASON: --

STEALS

CAREER: 3 twice

SEASON: --

MINUTES

CAREER: 33 at Georgia College (2/22/20) ^{NG}

SEASON: --

CAREER STATISTICS

Year	G-GS	Min-Avg.	FG-FGA	Pct.	3FG-3FGA	Pct.	FT-FTA	Pct.	Off-Def.	Reb-Avg.	PF-DQ	Ast	TO	Blk	Stl	Pts-Avg
2019-20%	20-0	483-24.2	91-225	.404	46-126	.365	59-69	.855	8-73	81-4.1	41-1	43	21	1	19	287-14.4
Conf	19-0	462-24.3	87-213	.408	43-119	.361	59-69	.855	8-72	80-4.2	40-0	41	18	1	19	276-14.5
2020-21 [^]	23-23	686-29.8	116-269	.431	85-181	.470	47-54	.870	8-85	93-4.0	29-0	62	37	0	21	364-15.8
Conf	20-20	593-29.6	98-233	.421	70-153	.458	34-38	.895	6-68	74-3.7	24-0	56	30	0	17	300-15.0
2021-22	30-4	685-22.8	99-259	.382	60-174	.345	35-39	.897	14-81	95-3.2	66-3	24	25	0	15	293-9.8
Conf	17-4	434-25.5	58-151	.384	35-98	.357	18-20	.900	10-60	70-4.1	36-2	12	15	0	5	169-9.9
2022-23																
Conf																
NCAA Total	50-4	1168-23.4	190-484	.393	106-300	.353	94-108	.870	22-154	176-3.5	107-4	67	46	1	34	580-11.6
UNM Total	30-4	685-22.8	99-259	.382	60-174	.345	35-39	.897	14-81	95-3.2	66-3	24	25	0	15	293-9.8

% at North Georgia; [^] at Kilgore



BRADEN APPELHANS

**Freshman | Guard | 6-7 | Blue Springs, Mo.
Western Reserve Academy**

apple-hahns

0.0 PPG | 0.0 RPG | 0.0 MPG

SEASON HIGHLIGHTS

- Scored four points in the exhibition vs. CSU Pueblo (Oct. 29)

SINGLE GAME HIGHS

POINTS

CAREER: --
SEASON: --

REBOUNDS

CAREER: --
SEASON: --

FIELD GOALS

CAREER: --
SEASON: --

FIELD GOAL ATTEMPTS

CAREER: --
SEASON: --

3-POINTERS

CAREER: --
SEASON: --

3-POINT ATTEMPTS

CAREER: --
SEASON: --

FREE THROWS

CAREER: --
SEASON: --

FREE THROW ATTEMPTS

CAREER: --
SEASON: --

ASSISTS

CAREER: --
SEASON: --

BLOCKS

CAREER: --
SEASON: --

STEALS

CAREER: --
SEASON: --

MINUTES

CAREER: --
SEASON: --

GAME-BY-GAME STATS

[illegible]

CAREER STATISTICS

[illegible]



2

DONOVAN DENT

Freshman | Guard | 6-2 | Riverside, Calif.
Centennial HS

0.0 PPG | 0.0 RPG | 0.0 MPG

SEASON HIGHLIGHTS

- Had 16 points and seven rebounds in the exhibition vs. CSU Pueblo (Oct. 29)

SINGLE GAME HIGHS

POINTS

CAREER: --
SEASON: --

REBOUNDS

CAREER: --
SEASON: --

FIELD GOALS

CAREER: --
SEASON: --

FIELD GOAL ATTEMPTS

CAREER: --
SEASON: --

3-POINTERS

CAREER: --
SEASON: --

3-POINT ATTEMPTS

CAREER: --
SEASON: --

FREE THROWS

CAREER: --
SEASON: --

FREE THROW ATTEMPTS

CAREER: --
SEASON: --

ASSISTS

CAREER: --
SEASON: --

BLOCKS

CAREER: --
SEASON: --

STEALS

CAREER: --
SEASON: --

MINUTES

CAREER: --
SEASON: --

GAME-BY-GAME STATS

[illegible]

CAREER STATISTICS

[illegible]



3

SEBASTIAN FORSLING

Sophomore | Center | 7-0 | Floda, Sweden
RIG Mark

0.0 PPG | 0.0 RPG | 0.0 MPG

SEASON HIGHLIGHTS

- Missed the exhibition vs. CSU Pueblo due to injury (Oct. 29)

GAME-BY-GAME STATS

Opponent	MP	FG-A	3G-A	FT-A	O-D-T	PF	A	TO	BS	ST	TP
Southern Utah											

SINGLE GAME HIGHS

POINTS

CAREER: 7 vs. Denver (12/9/21)
SEASON: --

REBOUNDS

CAREER: 10 vs. Western New Mexico (11/22/21)
SEASON: --

FIELD GOALS

CAREER: 3 vs. Denver (12/9/21)
SEASON: --

FIELD GOAL ATTEMPTS

CAREER: 5 vs. Denver (12/9/21)
SEASON: --

3-POINTERS

CAREER: 1 vs. Nevada (3/9/22)
SEASON: --

3-POINT ATTEMPTS

CAREER: 1 seven times
SEASON: --

FREE THROWS

CAREER: 2 vs. Utah State (1/8/22)
SEASON: --

FREE THROW ATTEMPTS

CAREER: 4 vs. Utah State (1/8/22)
SEASON: --

ASSISTS

CAREER: 2 three times
SEASON: --

BLOCKS

CAREER: 3 vs. Wyoming (2/15/22)
SEASON: --

STEALS

CAREER: 1 six times
SEASON: --

MINUTES

CAREER: 26 at Colorado State (1/19/22)
SEASON: --

CAREER STATISTICS

Year	G-GS	Min-Avg.	FG-FGA	Pct.	3FG-3FGA	Pct.	FT-FTA	Pct.	Off-Def.	Reb-Avg.	PF-DQ	Ast	TO	Blk	Stl	Pts-Avg
2021-22	27-13	391-14.5	24-48	.500	1-7	.143	7-16	.438	34-31	65-2.4	63-2	13	19	9	6	56-2.1
Conf	17-10	277-16.3	12-28	.429	0-5	.000	4-10	.400	21-24	45-2.6	47-1	9	15	7	2	28-1.6
2022-23																
Conf																
Total	27-13	391-14.5	24-48	.500	1-7	.143	7-16	.438	34-31	65-2.4	63-2	13	19	9	6	56-2.1



4

EMMANUEL KUAC

R-Junior | Guard | 6-7 | Calgary, Alb.
Kearns HS

kwatch

0.0 PPG | 0.0 RPG | 0.0 MPG

SEASON HIGHLIGHTS

- Had three points in the exhibition vs. CSU Pueblo (Oct. 29)

GAME-BY-GAME STATS

Opponent	MP	FG-A	3G-A	FT-A	O-D-T	PF	A	TO	BS	ST	TP
Southern Utah											

SINGLE GAME HIGHS

POINTS

CAREER: 11 vs. Norfolk State (12/21/21)
SEASON: --

REBOUNDS

CAREER: 9 twice
SEASON: --

FIELD GOALS

CAREER: 5 vs. Norfolk State (12/21/21)
SEASON: --

FIELD GOAL ATTEMPTS

CAREER: 8 at Air Force (2/24/21)
SEASON: --

3-POINTERS

CAREER: 3 vs. Our Lady of the Lake (12/15/20)
SEASON: --

3-POINT ATTEMPTS

CAREER: 7 at Air Force (2/24/21)
SEASON: --

FREE THROWS

CAREER: 3 vs. Wyoming (2/17/21)
SEASON: --

FREE THROW ATTEMPTS

CAREER: 4 three times
SEASON: --

ASSISTS

CAREER: 2 five times
SEASON: --

BLOCKS

CAREER: 3 twice
SEASON: --

STEALS

CAREER: 3 vs. Wyoming (2/19/21)
SEASON: --

MINUTES

CAREER: 25 vs. San Jose State (1/21/21)
SEASON: --

CAREER STATISTICS

Year	G-GS	Min-Avg.	FG-FGA	Pct.	3FG-3FGA	Pct.	FT-FTA	Pct.	Off-Def.	Reb-Avg.	PF-DQ	Ast	TO	Blk	Stl	Pts-Avg
2019-20	19-0	118-6.2	12-23	.522	3-9	.333	1-6	.167	8-17	25-1.3	17-0	5	4	4	3	28-1.5
Conf	10-2	111-11.1	7-33	.212	1-11	.091	4-6	.667	1-12	13-1.3	10-0	10	12	0	4	19-1.9
2020-21	21-5	350-16.7	26-84	.310	14-54	.259	6-11	.545	16-52	68-3.2	46-1	11	24	8	12	72-3.4
Conf	17-3	275-16.2	16-62	.258	10-43	.233	5-8	.625	12-39	51-3.0	36-0	6	17	6	10	47-2.8
2021-22	6-1	107-17.8	10-20	.500	2-7	.286	3-6	.500	6-20	26-4.3	16-0	3	6	9	2	25-4.2
Conf	2-1	38-19.0	3-9	.333	2-5	.400	0-0	.000	1-9	10-5.0	7-0	0	4	3	1	8-4.0
2022-23																
Conf																
Total	46-6	570-12.4	48-127	.378	19-70	.271	10-23	.435	30-89	119-2.6	79-1	19	34	21	17	125-2.7



5

JAMAL MASHBURN, Jr.

Junior | Guard | 6-2 | Miami, Fla.
Brewster Academy | Minnesota

0.0 PPG | 0.0 RPG | 0.0 MPG

SEASON HIGHLIGHTS

- Preseason All-Mountain West
- Co-Captain
- Had 11 points in the exhibition vs. CSU Pueblo (Oct. 29)

GAME-BY-GAME STATS

Opponent	MP	FG-A	3G-A	FT-A	O-D-T	PF	A	TO	BS	ST	TP
Southern Utah											

SINGLE GAME HIGHS

POINTS

CAREER: 29 vs. Utah State (1/8/22)
SEASON: --

REBOUNDS

CAREER: 6 four times
SEASON: --

FIELD GOALS

CAREER: 10 twice
SEASON: --

FIELD GOAL ATTEMPTS

CAREER: 22 twice
SEASON: --

3-POINTERS

CAREER: 4 twice
SEASON: --

3-POINT ATTEMPTS

CAREER: 11 vs. Norfolk State (12/21/21)
SEASON: --

FREE THROWS

CAREER: 10 vs. Air Force (2/26/22)
SEASON: --

FREE THROW ATTEMPTS

CAREER: 12 twice
SEASON: --

ASSISTS

CAREER: 8 vs. Utah State (1/8/22)
SEASON: --

BLOCKS

CAREER: 1 seven times
SEASON: --

STEALS

CAREER: 4 at Wyoming (1/22/22)
SEASON: --

MINUTES

CAREER: 42 vs. New Mexico State (12/6/21)
SEASON: --

CAREER STATISTICS

Year	G-GS	Min-Avg.	FG-FGA	Pct.	3FG-3FGA	Pct.	FT-FTA	Pct.	Off-Def.	Reb-Avg.	PF-DQ	Ast	TO	Blk	Stl	Pts-Avg
2020-21 [^]	29-8	641-22.1	85-243	.350	24-87	.276	43-54	.796	7-38	45-1.6	42-0	45	30	3	12	237-8.2
Conf	20-6	489-24.5	62-182	.341	9-67	.284	33-40	.825	4-35	39-2.0	33-0	29	24	2	8	176-8.8
2021-22	32-32	1084-33.9	207-484	.428	50-146	.342	118-150	.787	8-79	87-2.7	58-1	67	66	4	19	582-18.2
Conf	17-17	600-35.3	107-260	.412	24-71	.338	69-89	.775	3-45	48-2.8	36-1	36	32	1	11	307-18.1
2022-23																
Conf																
Total	61-40	1724-28.3	292-727	.402	74-233	.318	161-204	.789	15-117	132-2.2	100-1	112	96	7	31	819-13.4
UNM Total	32-32	1084-33.9	207-484	.428	50-146	.342	118-150	.787	8-79	87-2.7	58-1	67	66	4	19	582-18.2

[^] at Minnesota



10

JAELEN HOUSE

Senior | Guard | 6-0 | Phoenix, Ariz.

Shadow Mountain HS | Arizona State

0.0 PPG | 0.0 RPG | 0.0 MPG

SEASON HIGHLIGHTS

- Had 20 points (8-11 FG, 4-5 3FG) in the exhibition vs. CSU Pueblo (Oct. 29)

GAME-BY-GAME STATS

Opponent	MP	FG-A	3G-A	FT-A	O-D-T	PF	A	TO	BS	ST	TP
Southern Utah											

SINGLE GAME HIGHS

POINTS

CAREER: 42 at Air Force (2/5/22)

SEASON: --

REBOUNDS

CAREER: 8 at Air Force (2/5/22)

SEASON: --

FIELD GOALS

CAREER: 15 at Air Force (2/5/22)

SEASON: --

FIELD GOAL ATTEMPTS

CAREER: 23 vs. Wyoming (2/15/22)

SEASON: --

3-POINTERS

CAREER: -5 vs. Texas Southern (12/28/19) ^{ASU}

SEASON: --

3-POINT ATTEMPTS

CAREER: 9 vs. SMU (12/19/21)

SEASON: --

FREE THROWS

CAREER: 12 vs. UNLV (3/5/22)

SEASON: --

FREE THROW ATTEMPTS

CAREER: 13 vs. UNLV (3/5/22)

SEASON: --

ASSISTS

CAREER: 13 vs. San Jose State (1/28/22)

SEASON: --

BLOCKS

CAREER: 2 at Wyoming (1/22/22)

SEASON: --

STEALS

CAREER: 8 vs. Grambling State (11/15/21)

SEASON: --

MINUTES

CAREER: 40 at Air Force (2/5/22)

SEASON: --

CAREER STATISTICS

Year	G-GS	Min-Avg.	FG-FGA	Pct.	3FG-3FGA	Pct.	FT-FTA	Pct.	Off-Def.	Reb-Avg.	PF-DQ	Ast	TO	Blk	Stl	Pts-Avg
2019-20 [^]	30-0	481-16.0	34-123	.276	16-60	.267	33-43	.767	11-46	57-1.9	52-0	35	25	2	38	117-3.9
Conf	18-0	238-13.2	7-50	.140	4-25	.160	13-20	.650	4-17	21-1.2	28-0	11	9	1	16	31-1.7
2020-21 [^]	21-0	393-18.7	40-103	.388	23-59	.390	9-13	.692	4-38	42-2.0	33-0	31	26	0	34	112-5.3
Conf	14-0	275-19.6	30-72	.417	17-42	.405	5-9	.556	2-25	27-1.9	23-0	18	17	0	20	82-5.9
2021-22	31-31	995-32.1	167-403	.414	47-148	.318	144-162	.889	16-97	113-3.6	85-2	139	105	9	68	525-16.9
Conf	17-17	568-33.4	98-228	.430	24-76	.316	77-84	.917	13-59	72-4.2	45-1	74	66	6	39	297-17.5
2022-23																
Conf																
Total	82-31	1866-22.8	241-629	.383	86-267	.322	186-218	.853	31-181	212-2.6	170-2	205	156	11	140	754-9.2
UNM Total	31-31	995-32.1	167-403	.414	47-148	.318	144-162	.889	16-97	113-3.6	85-2	139	105	9	68	525-16.9

[^] at Arizona State

[illegible]



13

JAVONTÉ JOHNSON

Junior | Guard | 6-6 | Colorado Springs, Colo.
Cheyenne Mountain HS

juh-VAHN-tay

0.0 PPG | 0.0 RPG | 0.0 MPG

SEASON HIGHLIGHTS

- Had two rebounds in the exhibition vs. CSU Pueblo (Oct. 29)

GAME-BY-GAME STATS

Opponent	MP	FG-A	3G-A	FT-A	O-D-T	PF	A	TO	BS	ST	TP
Southern Utah											

SINGLE GAME HIGHS

POINTS

CAREER: 23 vs. Utah State (1/8/22)
SEASON: --

REBOUNDS

CAREER: 10 vs. Grambling State (11/15/21)
SEASON: --

FIELD GOALS

CAREER: 8 vs. Utah State (1/8/22)
SEASON: --

FIELD GOAL ATTEMPTS

CAREER: 12 vs. Utah State (1/8/22)
SEASON: --

3-POINTERS

CAREER: 7 vs. Utah State (1/8/22)
SEASON: --

3-POINT ATTEMPTS

CAREER: 9 vs. Utah State (1/8/22)
SEASON: --

FREE THROWS

CAREER: 6 at New Mexico State (11/30/21)
SEASON: --

FREE THROW ATTEMPTS

CAREER: 6 twice
SEASON: --

ASSISTS

CAREER: 3 vs. San Jose State (1/28/22)
SEASON: --

BLOCKS

CAREER: 3 vs. Colorado State (2/17/22)
SEASON: --

STEALS

CAREER: 3 vs. Wyoming (2/15/22)
SEASON: --

MINUTES

CAREER: 39 vs. New Mexico State (12/6/21)
SEASON: --

CAREER STATISTICS

Year	G-GS	Min-Avg.	FG-FGA	Pct.	3FG-3FGA	Pct.	FT-FTA	Pct.	Off-Def.	Reb-Avg.	PF-DQ	Ast	TO	Blk	Stl	Pts-Avg
2020-21	22-3	276-12.5	21-73	.288	6-34	.176	16-22	.727	14-21	35-1.6	21-0	7	4	2	7	64-2.9
Conf	17-2	197-11.6	12-50	.240	4-26	.154	10-13	.769	9-13	22-1.3	19-0	4	4	2	4	38-2.2
2021-22	32-29	916-28.6	83-178	.466	45-99	.455	34-49	.694	30-118	148-4.6	60-2	27	21	10	18	245-7.7
Conf	17-17	492-28.9	41-87	.471	21-49	.429	9-14	.643	9-56	65-3.8	38-2	14	9	9	12	112-6.6
2022-23																
Conf																
Total	54-32	1191-22.1	104-251	.414	51-133	.383	50-71	.704	44-139	183-3.4	81-2	34	25	12	25	309-5.7



21

JAY ALLEN-TOVAR

Senior | Forward | 6-9 | San Jose, Calif.
Valley Christian HS | Salt Lake CC

TOE-var

0.0 PPG | 0.0 RPG | 0.0 MPG

SEASON HIGHLIGHTS

- Had five rebounds in the exhibition vs. CSU Pueblo (Oct. 29)

GAME-BY-GAME STATS

Opponent	MP	FG-A	3G-A	FT-A	O-D-T	PF	A	TO	BS	ST	TP
Southern Utah											

SINGLE GAME HIGHS (NCAA)

POINTS

CAREER: 25 at Wyoming (1/22/22)
SEASON: --

REBOUNDS

CAREER: 12 vs. Air Force (2/26/22)
SEASON: --

FIELD GOALS

CAREER: 10 at Wyoming (1/22/22)
SEASON: --

FIELD GOAL ATTEMPTS

CAREER: 14 twice
SEASON: --

3-POINTERS

CAREER: 4 at Wyoming (1/22/22)
SEASON: --

3-POINT ATTEMPTS

CAREER: 8 vs. FAU (11/10/21)
SEASON: --

FREE THROWS

CAREER: 5 vs. Denver (12/9/21)
SEASON: --

FREE THROW ATTEMPTS

CAREER: 5 twice
SEASON: --

ASSISTS

CAREER: 2 at Nevada (1/1/22)
SEASON: --

BLOCKS

CAREER: 4 at Air Force (2/5/22)
SEASON: --

STEALS

CAREER: 2 twice
SEASON: --

MINUTES

CAREER: 38 at Wyoming (1/22/22)
SEASON: --

CAREER STATISTICS

Year	G-GS	Min-Avg.	FG-FGA	Pct.	3FG-3FGA	Pct.	FT-FTA	Pct.	Off-Def.	Reb-Avg.	PF-DQ	Ast	TO	Blk	Stl	Pts-Avg
2019-20 [^]	31-1	378-12.2	61-113	.540	11-37	.297	32-44	.727	18-65	83-2.7	28-0	19	23	20	6	165-5.3
2020-21 [^]	24-17	530-22.1	99-163	.607	12-47	.255	45-65	.692	44-112	156-6.5	31-0	25	23	30	16	255-10.6
JUUCO Total	55-18	908-16.5	160-276	.580	23-84	.274	77-109	.706	62-177	239-4.3	59-0	44	56	50	22	420-7.6
2021-22	32-17	749-23.4	99-205	.483	27-81	.333	29-45	.644	39-121	160-5.0	49-1	14	35	44	14	254-7.9
Conf	17-13	461-27.1	63-117	.538	21-46	.457	10-20	.500	22-72	94-5.5	27-0	9	21	21	8	157-9.2
2022-23																
Conf																
UNM Total	32-17	749-23.4	99-205	.483	27-81	.333	29-45	.644	39-121	160-5.0	49-1	14	35	44	14	254-7.9

[^] at Salt Lake CC



ooh-DEZZ-zay

CAREER:	35	twice
SEASON:	--	

Year	G-GS	Min-Avg.	FG-FGA	Pct.	3FG-3FGA	Pct.	FT-FTA	Pct.	Off-Def.	Reb-Avg.	PF-DQ	Ast	TO	Blk	Stl	Pts-Avg
2018-19 % Conf	16-0 4-0	201-12.5 32-8.0	24-43 1-2	.558 .500	0-0 0-0	.000 .000	5-13 1-1	.385 1.000	18-33 4-6	51-3.2 10-2.5	30-0 4-0	6 1	10 2	7 0	3 0	53-3.3 3-0.8
2019-20 % Conf	28-5 15-0	290-10.4 137-9.1	46-75 15-23	.613 .652	0-0 0-0	.000 .000	27-56 11-27	.482 .407	33-45 11-21	78-2.8 32-2.1	66-0 29-0	6 2	17 8	7 2	7 3	119-4.3 41-2.7
2020-21 % Conf	22-22 13-13	523-23.8 306-23.5	88-146 51-77	.603 .662	0-2 0-0	.000 .000	51-75 24-34	.680 .706	30-73 17-46	103-4.7 63-4.8	70-4 45-3	10 6	38 25	8 8	15 6	227-10.3 126-9.7
2021-22 % Conf	27-27 14-14	669-24.8 351-25.1	103-204 48-107	.505 .449	1-5 0-1	.200 .000	69-95 30-42	.726 .714	61-103 35-56	164-6.1 91-6.5	90-5 48-3	13 9	52 21	25 14	11 3	276-10.2 126-9.0
2022-23 Conf																
Total % at Wichita State	93-54	1683-18.1	261-468	.558	1-7	.143	152-239	.636	142-254	396-4.3	256-9	35	117	57	36	675-7.3



34

BIRIMA SECK

Sophomore | Forward | 6-11 | Dakar, Senegal
Dream City Christian HS

birr-EE-ma

0.0 PPG | 0.0 RPG | 0.0 MPG

SEASON HIGHLIGHTS

- Had four points and five blocks in the exhibition vs. CSU Pueblo (Oct. 29)

GAME-BY-GAME STATS

Opponent	MP	FG-A	3G-A	FT-A	O-D-T	PF	A	TO	BS	ST	TP
Southern Utah											

SINGLE GAME HIGHS

POINTS

CAREER: 4 at Utah State (2/22/22)
SEASON: --

REBOUNDS

CAREER: 10 vs. Western New Mexico (11/22/21)
SEASON: --

FIELD GOALS

CAREER: 2 at Utah State (2/22/22)
SEASON: --

FIELD GOAL ATTEMPTS

CAREER: 3 at Utah State (2/22/22)
SEASON: --

3-POINTERS

CAREER: --
SEASON: --

3-POINT ATTEMPTS

CAREER: 1 twice
SEASON: --

FREE THROWS

CAREER: 1 vs. Air Force (2/26/22)
SEASON: --

FREE THROW ATTEMPTS

CAREER: 2 vs. Air Force (2/26/22)
SEASON: --

ASSISTS

CAREER: 2 twice
SEASON: --

BLOCKS

CAREER: 4 vs. Western New Mexico (11/22/21)
SEASON: --

STEALS

CAREER: 1 twice
SEASON: --

MINUTES

CAREER: 25 vs. Western New Mexico (11/22/21)
SEASON: --

CAREER STATISTICS

Year	G-GS	Min-Avg.	FG-FGA	Pct.	3FG-3FGA	Pct.	FT-FTA	Pct.	Off-Def.	Reb-Avg.	PF-DQ	Ast	TO	Blk	Stl	Pts-Avg
2021-22	18-2	167-9.3	5-16	.313	0-2	.000	1-2	.500	10-37	47-2.6	32-1	8	6	5	2	11-0.6
Conf	9-0	61-6.8	3-8	.375	0-1	.000	1-2	.500	5-10	15-1.7	14-0	1	4	0	0	7-0.8
2022-23																
Conf																
Total	18-2	167-9.3	5-16	.313	0-2	.000	1-2	.500	10-37	47-2.6	32-1	8	6	5	2	11-0.6



53

JOSIAH ALLICK

Senior | Forward | 6-8 | Lincoln, Neb.
Lincoln North Star HS | Kansas City

AL-ick

0.0 PPG | 0.0 RPG | 0.0 MPG

SEASON HIGHLIGHTS

- Had 16 points and seven rebounds in the exhibition vs. CSU Pueblo (Oct. 29)

GAME-BY-GAME STATS

Opponent	MP	FG-A	3G-A	FT-A	O-D-T	PF	A	TO	BS	ST	TP
Southern Utah											

SINGLE GAME HIGHS

POINTS

CAREER: 29 vs. Greenville (11/27/20) ^{KC}
SEASON: --

REBOUNDS

CAREER: 13 twice
SEASON: --

FIELD GOALS

CAREER: 12 vs. Greenville (11/27/20) ^{KC}
SEASON: --

FIELD GOAL ATTEMPTS

CAREER: 17 vs. Morehead State (11/27/21) ^{KC}
SEASON: --

3-POINTERS

CAREER: 3 vs. South Dakota (1/8/21) ^{KC}
SEASON: --

3-POINT ATTEMPTS

CAREER: 7 twice
SEASON: --

FREE THROWS

CAREER: 8 vs. Kansas Christian (11/17/21) ^{KC}
SEASON: --

FREE THROW ATTEMPTS

CAREER: 9 twice
SEASON: --

ASSISTS

CAREER: 5 twice
SEASON: --

BLOCKS

CAREER: 2 four times
SEASON: --

STEALS

CAREER: 3 vs. South Dakota (2/24/22) ^{KC}
SEASON: --

MINUTES

CAREER: 40 three times
SEASON: --

CAREER STATISTICS

Year	G-GS	Min-Avg.	FG-FGA	Pct.	3FG-3FGA	Pct.	FT-FTA	Pct.	Off-Def.	Reb-Avg.	PF-DQ	Ast	TO	Blk	Stl	Pts-Avg
2019-20 %	30-12	489-16.3	59-118	.500	8-31	.258	44-67	.657	37-81	118-3.9	91-3	10	31	18	16	170-5.7
Conf	15-8	274-18.3	31-62	.500	3-14	.214	25-39	.641	24-45	69-4.6	49-2	5	17	5	9	90-6.0
2020-21 %	22-22	592-26.9	133-232	.573	16-45	.356	48-74	.649	41-91	132-6.0	66-5	27	44	7	20	330-15.0
Conf	12-12	346-28.8	67-122	.549	11-27	.407	28-41	.683	13-51	64-5.3	49-5	12	33	3	6	173-14.4
2021-22 %	17-16	448-26.4	82-149	.550	13-36	.361	42-56	.750	23-81	104-6.1	53-2	19	39	8	9	219-12.9
Conf	6-5	170-28.3	34-58	.586	3-6	.500	21-24	.875	10-35	45-7.5	21-1	5	14	2	4	92-15.3
2022-23																
Conf																
Total	69-50	1529-22.4	274-499	.549	37-112	.330	134-197	.680	101-253	354-5.1	210-10	56	114	33	45	719-10.4

% at Kansas City



2021-22 New Mexico Men's Basketball Combined Team Statistics In Conference games

Page 1/1
as of Mar 06, 2022

Game Records

Record	Overall	Home	Away	Neutral
ALL GAMES	5-12	4-4	1-8	0-0
CONFERENCE	5-12	4-4	1-8	0-0
NON-CONFERENCE	0-0	0-0	0-0	0-0

Score by Periods

Team	1st	2nd	OT	TOT
New Mexico	541	640	11	1192
Opponents	578	694	14	1286

Team Box Score

No.	Player				Total		3-Point		F-Throw		Rebounds													
		GP-GS	MIN	AVG	FG-FGA	FG%	3FG-3FGA	3FG%	FT-FTA	FT%	OFF	DEF	TOT	AVG	PF	DQ	A	TO	BLK	STL	PTS	AVG		
5	MASHBURN, JR., Jamal	17-17	599:39	35.3	107-260	.412	24-71	.338	69-89	.775	3	45	48	2.8	36	1	36	32	1	11	307	18.1		
10	HOUSE, Jaelen	17-17	568:21	33.4	98-228	.430	24-76	.316	77-84	.917	13	59	72	4.2	45	1	74	66	6	39	297	17.5		
0	JENKINS, KJ	17-4	433:58	25.5	58-151	.384	35-98	.357	18-20	.900	10	60	70	4.1	36	2	12	15	0	5	169	9.9		
21	ALLEN-TOVAR, Jay	17-13	461:16	27.1	63-117	.538	21-46	.457	10-20	.500	22	72	94	5.5	27	0	9	21	21	8	157	9.2		
13	JOHNSON, Javonté	17-17	491:50	28.9	41-87	.471	21-49	.429	9-14	.643	9	56	65	3.8	38	2	14	9	9	12	112	6.6		
1	SINGLETON, Saquan	14-6	275:32	19.7	27-46	.587	3-7	.429	9-23	.391	4	27	31	2.2	34	0	16	15	4	13	66	4.7		
4	KUAC, Emmanuel	2-1	38:15	19.1	3-9	.333	2-5	.400	0-0	.000	1	9	10	5.0	7	0	0	4	3	1	8	4.0		
24	TODD, Taryn	14-0	133:05	9.5	11-32	.344	3-11	.273	8-13	.615	5	16	21	1.5	19	1	5	6	4	6	33	2.4		
3	FORSLING, Sebastian	17-10	276:33	16.3	12-28	.429	0-5	.000	4-10	.400	21	24	45	2.6	47	1	9	15	7	2	28	1.6		
30	FRANCIS, Jeremiah	5-0	23:29	4.7	2-8	.250	1-4	.250	0-0	.000	2	1	3	0.6	1	0	4	1	1	0	5	1.0		
34	SECK, Birima	9-0	61:11	6.8	3-8	.375	0-1	.000	1-2	.500	5	10	15	1.7	14	0	1	4	0	0	7	0.8		
33	ARROYO, Jordan	7-0	61:48	8.8	1-5	.200	0-0	.000	1-3	.333	3	11	14	2.0	11	0	0	0	5	3	3	0.4		
Team											28	28	56					12						
Total		17	3425		426-979	.435	134-373	.359	206-278	.741	126	418	544	32.0	315	8	180	200	61	100	1192	70.1		
Opponents		17	3425		460-975	.472	115-352	.327	251-350	.717	154	461	615	36.2	266	5	251	200	46	102	1286	75.6		

Team Statistics

	UNM	OPP
Scoring	1192	1286
Points per game	70.1	75.6
Scoring margin	-5.5	-
Field goals-att	426-979	460-975
Field goal pct	.435	.472
3 point fg-att	134-373	115-352
3-point FG pct	.359	.327
3-pt FG made per game	7.9	6.8
Free throws-att	206-278	251-350
Free throw pct	.741	.717
F-Throws made per game	12.1	14.8
Rebounds	544	615
Rebounds per game	32.0	36.2
Rebounding margin	-4.2	-
Assists	180	251
Assists per game	10.6	14.8
Turnovers	200	200
Turnovers per game	11.8	11.8
Turnover margin	0.0	-
Assist/turnover ratio	0.9	1.3
Steals	100	102
Steals per game	5.9	6.0
Blocks	61	46
Blocks per game	3.6	2.7
Winning streak	1	-
Home win streak	2	-
Attendance	68032	49557
Home games-Avg/Game	8-8504	9-5506
Neutral site-Avg/Game	-	0-0

Team Results

Date	Opponent		Score	Att.
01/01/2022	at Nevada	L	70-79	7224
01/08/2022	Utah St.	Lot	87-90	8338
01/11/2022	at UNLV	L	56-85	3860
01/15/2022	Boise St.	L	63-71	8279
01/19/2022	at Colorado St.	L	74-80	6516
01/22/2022	at Wyoming	L	91-93	5368
01/25/2022	Fresno St.	L	60-65	8033
01/28/2022	San Jose St.	W	86-70	8277
01/31/2022	at San Diego St.	L	47-72	10951
02/05/2022	at Air Force	W	91-77	2723
02/15/2022	Wyoming	W	75-66	8208
02/17/2022	Colorado St.	L	68-83	8404
02/20/2022	at San Jose St.	L	55-71	1682
02/22/2022	at Utah St.	L	56-81	7102
02/26/2022	Air Force	W	69-65	9089
02/28/2022	at Fresno St.	L	68-71	4131
03/05/2022	UNLV	W	76-67	9404



2021-22 New Mexico Men's Basketball Combined Team Statistics All games

Page 1/1
as of Mar 09, 2022

Game Records

Record	Overall	Home	Away	Neutral
ALL GAMES	13-19	11-7	2-9	0-3
CONFERENCE	5-12	4-4	1-8	0-0
NON-CONFERENCE	8-7	7-3	1-1	0-3

Score by Periods

Team	1st	2nd	OT	TOT
New Mexico	1089	1268	19	2376
Opponents	1090	1297	24	2411

Team Box Score

No.	Player				Total		3-Point		F-Throw		Rebounds													
		GP-GS	MIN	AVG	FG-FGA	FG%	3FG-3FGA	3FG%	FT-FTA	FT%	OFF	DEF	TOT	AVG	PF	DQ	A	TO	BLK	STL	PTS	AVG		
5	MASHBURN, JR., Jamal	32-32	1084:27	33.9	207-484	.428	50-146	.342	118-150	.787	8	79	87	2.7	58	1	67	66	4	19	582	18.2		
10	HOUSE, Jaelen	31-31	995:18	32.1	167-403	.414	47-148	.318	144-162	.889	16	97	113	3.6	85	2	139	105	9	68	525	16.9		
0	JENKINS, KJ	30-4	685:03	22.8	99-259	.382	60-174	.345	35-39	.897	14	81	95	3.2	66	3	24	25	0	15	293	9.8		
35	MUSCADIN, Gethro	12-9	245:34	20.5	40-82	.488	2-5	.400	30-39	.769	21	43	64	5.3	35	2	11	24	19	9	112	9.3		
21	ALLEN-TOVAR, Jay	32-17	749:19	23.4	99-205	.483	27-81	.333	29-45	.644	39	121	160	5.0	49	1	14	35	44	14	254	7.9		
13	JOHNSON, Javonté	32-29	915:42	28.6	83-178	.466	45-99	.455	34-49	.694	30	118	148	4.6	60	2	27	21	10	18	245	7.7		
1	SINGLETON, Saquan	24-8	474:07	19.8	43-80	.538	4-11	.364	20-49	.408	18	55	73	3.0	54	1	33	27	8	20	110	4.6		
20	PATTERSON, Clay	2-0	12:27	6.2	4-7	.571	1-3	.333	0-0	.000	0	0	0	0.0	1	0	0	1	0	1	9	4.5		
24	TODD, Taryn	29-13	439:25	15.2	39-100	.390	7-29	.241	37-49	.755	20	44	64	2.2	54	3	21	20	15	22	122	4.2		
4	KUAC, Emmanuel	6-1	106:34	17.8	10-20	.500	2-7	.286	3-6	.500	6	20	26	4.3	16	0	3	6	9	2	25	4.2		
2	FINO-A-LASELF, Safi	1-0	02:37	2.6	1-1	1.000	1-1	1.000	0-0	.000	0	3	3	3.0	0	0	0	1	0	0	3	3.0		
3	FORSLING, Sebastian	27-13	391:07	14.5	24-48	.500	1-7	.143	7-16	.438	34	31	65	2.4	63	2	13	19	9	6	56	2.1		
30	FRANCIS, Jeremiah	12-1	94:54	7.9	9-26	.346	2-10	.200	0-1	.000	3	7	10	0.8	3	0	16	2	2	1	20	1.7		
33	ARROYO, Jordan	11-0	86:13	7.8	4-11	.364	0-1	.000	1-5	.200	7	11	18	1.6	11	0	0	2	5	3	9	0.8		
34	SECK, Birima	18-2	167:13	9.3	5-16	.313	0-2	.000	1-2	.500	10	37	47	2.6	32	1	8	6	5	2	11	0.6		
Team											56	59	115					15						
Total		32	6450		834-1920	.434	249-724	.344	459-612	.750	282	806	1088	34.0	587	18	376	375	139	200	2376	74.3		
Opponents		32	6450		863-1893	.456	211-649	.325	474-647	.733	320	886	1206	37.7	570	12	449	422	102	192	2411	75.3		

Team Statistics

	UNM	OPP
Scoring	2376	2411
Points per game	74.3	75.3
Scoring margin	-1.1	-
Field goals-att	834-1920	863-1893
Field goal pct	.434	.456
3 point fg-att	249-724	211-649
3-point FG pct	.344	.325
3-pt FG made per game	7.8	6.6
Free throws-att	459-612	474-647
Free throw pct	.750	.733
F-Throws made per game	14.3	14.8
Rebounds	1088	1206
Rebounds per game	34.0	37.7
Rebounding margin	-3.7	-
Assists	376	449
Assists per game	11.8	14.0
Turnovers	375	422
Turnovers per game	11.7	13.2
Turnover margin	+1.5	-
Assist/turnover ratio	1.0	1.1
Steals	200	192
Steals per game	6.3	6.0
Blocks	139	102
Blocks per game	4.3	3.2
Winning streak	0	-
Home win streak	2	-
Attendance	156548	62880
Home games-Avg/Game	18-8697	11-5716
Neutral site-Avg/Game	-	3-0

Team Results

Date	Opponent		Score	Att.
11/10/2021	Fla. Atlantic	W	99-92	8553
11/13/2021	at Colorado	L	76-87	7115
11/15/2021	Grambling	W	86-61	8010
11/20/2021	Montana St.	W	81-78	9084
11/22/2021	Western N.M.	W	88-63	8047
11/25/2021	vs UAB	L	73-86	0
11/26/2021	vs Towson	L	58-73	0
11/30/2021	at New Mexico St.	W	101-94	6208
12/06/2021	New Mexico St.	Lot	76-78	13019
12/09/2021	Denver	W	87-67	8046
12/12/2021	UTEP	L	69-77	9044
12/19/2021	SMU	L	72-90	8394
12/21/2021	Norfolk St.	W	68-54	8105
01/01/2022	at Nevada	L	70-79	7224
01/08/2022	Utah St.	Lot	87-90	8338
01/11/2022	at UNLV	L	56-85	3860
01/15/2022	Boise St.	L	63-71	8279
01/19/2022	at Colorado St.	L	74-80	6516
01/22/2022	at Wyoming	L	91-93	5368
01/25/2022	Fresno St.	L	60-65	8033
01/28/2022	San Jose St.	W	86-70	8277
01/31/2022	at San Diego St.	L	47-72	10951
02/05/2022	at Air Force	W	91-77	2723
02/11/2022	Northern N.M.	W	78-46	8214
02/15/2022	Wyoming	W	75-66	8208
02/17/2022	Colorado St.	L	68-83	8404
02/20/2022	at San Jose St.	L	55-71	1682
02/22/2022	at Utah St.	L	56-81	7102
02/26/2022	Air Force	W	69-65	9089
02/28/2022	at Fresno St.	L	68-71	4131
03/05/2022	UNLV	W	76-67	9404
03/09/2022	vs Nevada	L	72-79	0