

2023 SCHEDULE

FEBRUARY

17	vs. UC Santa Barbara	Surprise, Ariz.	6 p.m.
18	vs. Oregon State	Surprise, Ariz.	1 p.m.
19	vs. UC Santa Barbara	Surprise, Ariz.	6 p.m.
20	vs. New Mexico	Surprise, Ariz.	10 a.m.
24	vs. Saint Louis	Fort Myers, Fla.	1 p.m.
25	vs. Saint Louis	Fort Myers, Fla.	1 p.m.
26	vs. Saint Louis	Fort Myers, Fla.	Noon

MARCH

1	Milwaukee	U.S. Bank Stadium	6 p.m.
Cambria College Classic (March 3-5)			
3	Hawaii	U.S. Bank Stadium	7 p.m.
4	Ole Miss	U.S. Bank Stadium	7 p.m.
5	Vanderbilt	U.S. Bank Stadium	6 p.m.
7	Northern Illinois	U.S. Bank Stadium	6 p.m.
8	South Dakota St.	U.S. Bank Stadium	6 p.m.
10	at West Virginia	Morgantown, W.V.	2 p.m.
11	at West Virginia	Morgantown, W.V.	Noon
12	at West Virginia	Morgantown, W.V.	Noon
14	Gonzaga	U.S. Bank Stadium	6 p.m.
15	Gonzaga	U.S. Bank Stadium	3 p.m.
17	Houston	U.S. Bank Stadium	6 p.m.
18	Houston	U.S. Bank Stadium	2 p.m.
19	Houston	U.S. Bank Stadium	Noon
21	at Illinois State	Normal, Ill.	5 p.m.
22	at Illinois State	Normal, Ill.	1 p.m.
24	Creighton	Siebert Field	3 p.m.
25	Creighton	Siebert Field	1 p.m.
26	Creighton	Siebert Field	1 p.m.
31	at Ohio State ^{B1G}	Columbus, Ohio	5 p.m.

APRIL

1	at Ohio State ^{B1G}	Columbus, Ohio	1 p.m.
2	at Ohio State ^{B1G}	Columbus, Ohio	Noon
4	St. Thomas	Siebert Field	3 p.m.
5	South Dakota State	Siebert Field	3 p.m.
7	Purdue ^{B1G}	Siebert Field	5 p.m.
8	Purdue ^{B1G}	Siebert Field	2 p.m.
9	Purdue ^{B1G}	Siebert Field	1 p.m.
11	North Dakota State	Siebert Field	6 p.m.
14	Iowa ^{B1G}	Siebert Field	6 p.m.
15	Iowa ^{B1G}	Siebert Field	2 p.m.
16	Iowa ^{B1G}	Siebert Field	1 p.m.
19	St. Thomas	Siebert Field	6 p.m.
21	at Illinois ^{B1G}	Champaign, Ill.	6 p.m.
22	at Illinois ^{B1G}	Champaign, Ill.	3 p.m.
23	at Illinois ^{B1G}	Champaign, Ill.	1 p.m.
25	North Dakota State	Siebert Field	6 p.m.
26	St. Thomas	Siebert Field	6 p.m.
28	at Nebraska ^{B1G}	Lincoln, Neb.	6 p.m.
29	at Nebraska ^{B1G}	Lincoln, Neb.	2 p.m.
30	at Nebraska ^{B1G}	Lincoln, Neb.	1 p.m.

MAY

5	Michigan ^{B1G}	Siebert Field	6 p.m.
6	Michigan ^{B1G}	Siebert Field	2 p.m.
7	Michigan ^{B1G}	Siebert Field	1 p.m.
12	at Maryland ^{B1G}	College Park, Md.	5:30 p.m.
13	at Maryland ^{B1G}	College Park, Md.	1 p.m.
14	at Maryland ^{B1G}	College Park, Md.	Noon
18	Rutgers ^{B1G}	Siebert Field	6 p.m.
19	Rutgers ^{B1G}	Siebert Field	6 p.m.
20	Rutgers ^{B1G}	Siebert Field	2 p.m.

Big Ten Postseason Tournament (May 24-28)

24	TBD	Omaha, Neb.	TBD
----	-----	-------------	-----

Home | ^{B1G} Big Ten Conference Game
Game times listed as Central unless noted.

FEB. 17-20 › VS. UC SANTA BARBARA, OREGON STATE, NEW MEXICO



» VS. »

MINNESOTA GOLDEN GOPHERS

2022: 16-36 (6-18 Big Ten)



UC SANTA BARBARA GAUCHOS

2022: 44-14 (27-3 Big West)

ALL-TIME SERIES:

3-0, Minnesota leads

LAST MEETING

2009



OREGON STATE BEAVERS

2022: 48-18 (20-10 Pac-12)

ALL-TIME SERIES:

9-3, OSU leads

LAST MEETING

2019



NEW MEXICO LOBOS

2022: 21-33 (10-20 Mtn. W)

ALL-TIME SERIES:

2-1, Minnesota leads

LAST MEETING

2019

PROBABLE STARTERS

POS.	NO.	NAME	YR.	B/T	2022 STATISTICS	GP-GS
C	20	Riley Swenson	R-Sr.	R/R	.319, 3 HR, 9 RBI, 9 R, 1 BB	12-12
1B	9	Kyle Bork	R-So.	R/R	.224, 4 HR, 3 2B, 20 RBI, 13 R	36-27
2B	3	Brady Counsell	So.	R/R	.200, 1 HR, 10 RBI, 5 2B, 11 R	36-24
SS	23	Ike Mezzenga	R-So.	L/R	.345, 15 HR, 51 RBI, 12 2B (JUCO)	53-53
3B	27	Jake Perry	So.	L/R	.200, 0 HR, 4 RBI, 4 R, 8 H	25-11
LF	15	Drew Berkland	Fr.	R/R	No Collegiate Stats	--
CF	7	Brett Bateman	Jr.	L/L	.312, 67 H, 13 RBI, 39 R, 7 2B	52-52
RF	6	Kris Hokenson	Fr.	L/L	No Collegiate Stats	--
DH	33	Boston Merila	Jr.	S/R	.267, 18 RBI, 50 H, 29 R, 9 2B	52-51

STARTING PITCHERS

Friday: Tucker Novotny (1-1, 3.86 ERA, 14.0 IP, 14 SO)
Saturday: Sam Malec (0-0, 9.88 ERA, 13.2 IP, 9 SO)
Sunday: George Klassen (0-2, 14.09 ERA, 7.2 IP, 8 SO)
Monday: Richie Holetz (1-3, 7.41 ERA, 34.0 IP, 29 SO)

WEEKLY NOTES

HISTORICAL NOTES

-Minnesota is in its 135th season in program history in the spring of 2023.

-John Anderson is in his 42nd year at the helm of Gopher Baseball and holds a 1,347-964-3 (.582) overall record. This includes a 604-400 (.603) Big Ten record. Under Anderson's watch, the Gophers have won 11 Big Ten titles and have made the NCAA Tournament 19 times.

-The winningest coach in Big Ten history, Anderson won his 600th conference game in late April, a 7-3 win over Penn State. He's the only B1G coach to reach that mark.

-Anderson coached his 1,000th career B1G game last May against Indiana. He's the only coach in conference history to hit that mark.

NOTABLE DEPARTURES

-Aidan Maldonado (RHP); Minnesota's pitcher of the year in 2022, Maldonado was a 14th round draft pick of the Brewers.

-Jack Kelly (INF/OF); Team MVP last year, Kelly led the team in batting avg. (.324), RBI (45) and slugging (.592).

-J.P. Massey (RHP); Massey was selected in the 7th round of the MLB Draft by the Pittsburgh Pirates.

BATEMAN BACK TO PACE GOPHERS

-Junior center fielder Brett Bateman is back for year three for Minnesota. He's Minnesota's returning leader in average (.312), hits (67), starts (52) and total bases (78).

-The Arden Hills, Minn., native had a team-best 22 multi-hit games as a sophomore in 2022, including 17 two-hit games and five three-hit games. He

posted a career-long 14-game hitting streak last year as well.

SOPHOMORE PITCHERS TO SET THE TONE

-Minnesota's Friday-Saturday-Sunday starters are set to be sophomores Tucker Novotny (LHP), Sam Malec (RHP) and George Klassen (RHP).

-Novotny led all freshmen in 2022 with a 3.86 ERA and a 1-1 record. Malec (10) made the most appearances of the trio, but posted a 9.88 ERA in an up-and-down freshman season.

-Redshirt sophomore George Klassen pitched just 7.2 innings after coming off Tommy John surgery. The flamethrower has been clocked as high as 102 mph and is set for a bounce-back 2023.

GOPHERS SWIPED BASES AT A HIGH RATE

-The Gophers were aggressive on the base paths last season, swiping 68 bases in 94 attempts. -The 'U' ranked fifth in the Big Ten (85th nationally) in stolen bases and had contributions from 10 different players. Bateman (21) led the team. His 21 stolen bases tied former Gopher Alex Boxwell (2015-18) for most stolen bases by a Minnesota player since 2010. -He's was three stolen bases away from tying Matt Nohelty for tenth most stolen bases all-time by a Gopher in a single season.

MERILA MAKES SOME MAGIC

-Minnesota's Boston Merila was a guy who had a big sophomore year in 2022 to help pace the offense alongside Brett Bateman. Merila played in all 52 games, hitting .267 and improving from .214 as a freshman. He tallied 16 multi-hit games, including five three-hit contests.

2023 ROSTER › NUMERICAL

No.	Name	Pos.	Ht.	Yr.	Hometown (High School/Last School)
1	Jake Larson	INF	6-0	So.	Covington, Wash. (Kentlake)
2	Joe Hauser	INF	6-2	R-So.	Waunakee, Wis. (Waunakee/Arizona State)
3	Brady Counsell	INF	6-3	So.	Milwaukee, Wis. (Whitefish Bay)
4	Easton Fritcher	OF	6-0	Fr.	Hayfield Minn. (Hayfield Community)
6	Kris Hokenson	OF/LHP	6-0	Fr.	St. Louis Park, Minn. (St. Louis Park)
7	Brett Bateman	OF	5-10	Jr.	Arden Hills, Minn. (Mounds View)
8	Brady Jurgella	OF	6-0	Jr.	Menasha, Wis. (Menasha/NIACC)
9	Kyle Bork	INF	6-5	R-Jr.	Alpharetta, Ga. (St. Francis)
10	Sam Hunt	C	6-2	R-Fr.	Minneapolis, Minn. (IMG Acad./Vanderbilt)
13	Tristan Ellis	INF	5-8	Fr.	Greendale, Wis. (Greendale)
15	Drew Berkland	OF	5-11	Fr.	Wayzata, Minn. (Wayzata)
16	Josh Fitzgerald	OF	6-0	R-Jr.	Mason City, Iowa (Newman Cath./DBU)
17	Sam Malec	RHP	6-0	So.	Woodbury, Minn. (Woodbury)
18	Will Semb	RHP	6-1	Jr.	De Pere, Wis. (De Pere/Iowa)
19	George Klassen	RHP	6-2	R-So.	Port Washington, Wis. (Port Washington)
20	Riley Swenson	C	6-3	R-Sr.	Chaska, Minn. (Chaska)
21	Jared Everson	1B	6-3	So.	La Crosse, Wis. (La Crosse Aquinas)
22	Weber Neels	C/INF	6-0	Fr.	Cottage Grove, Minn. (East Ridge)
23	Ike Mezzenga	INF	6-1	R-So.	Shoreview, Minn. (Mounds View/NIACC)
27	Jake Perry	INF	6-4	So.	Hopkins, Minn. (Hopkins)
28	Caden Capomaccio	RHP	6-1	Fr.	Green Bay, Wis. (Notre Dame Academy)
29	Tucker Novotny	LHP	6-5	Fr.	Cottage Grove, Minn. (Cottage Grove)
30	Seth Clausen	RHP	6-0	So.	Bettendorf, Iowa (Pleasant Valley)
32	Sam Kennedy	RHP	6-1	Fr.	St. Paul, Minn. (North St. Paul)
33	Boston Merila	OF	5-10	Jr.	St. Michael, Minn. (St. Michael-Albertville)
35	Connor Wietegrefe	LHP	6-5	So.	Prior Lake, Minn. (Prior Lake/NIACC)
36	Cam Blazek	RHP	6-3	R-Sr.	Fargo, N.D. (Fargo N./New Mexico State)
37	Trent Schoeberl	RHP	6-5	Sr.	White Bear Lake, Minn. (White Bear Lake)
38	Michael Gurka	RHP	6-3	Sr.	Clarendon Hills, Ill. (Joilet Catholic)
39	Dawson Hall	LHP	6-4	So.	Richmond, Ky. (Madison Central)
40	Ben Shepard	RHP	6-0	R-Sr.	Eden Prairie, Minn. (Eden Prairie/UMD)
43	Richie Holetz	RHP	6-5	R-Sr.	Edina, Minn. (Edina/Nebraska-Omaha)
44	Gilbert Saunders III	RHP	6-4	Fr.	Gilbertsville, Pa. (The Hill School)
45	T.J. Egan	LHP	6-5	Fr.	Apple Valley, Minn. (Eastview)
46	Noah Rooney	LHP	5-11	So.	Perham, Minn. (Perham)
47	Noah DeLuga	LHP	6-0	Jr.	Lake Zurich, Ill. (Lake Zurich)
48	Randon Dauman	RHP	6-1	R-Sr.	Columbus, Wis. (Columbus/Saint Louis)
52	Danny Davis	C	6-2	So.	Minnetonka, Minn. (Minnetonka)

2023 ROSTER › PRONUNCIATIONS

2	Joe Hauser	HOW-zer
6	Kris Hokenson	HOKE-en-son
7	Brett Bateman	Bait-man
8	Brady Jurgella	Jur-Gell-ah
17	Sam Malec	Mal-eck
18	Will Semb	SEMM
19	George Klassen	CLAW-sen
21	Jared Everson	Eev-ver-son
23	Ike Mezzenga	Mezz-EN-gah
29	Tucker Novotny	Nov-OTT-knee
30	Seth Clausen	CLAW-sen
33	Boston Merila	Merr-ILL-ah
35	Connor Wietegrefe	WITT-GRIFF
37	Trent Schoeberl	Show-Berrl
43	Richie Holetz	Hole-etz
45	T.J. Egan	Eee-Gen
47	Noah DeLuga	Dell-oo-GAH
48	Randon Dauman	DOW-man
--	Bennett Theisen	Ty-SON
--	Mike Kvasnicka	KWAS-Nick-ah

2023 ROSTER › COACHING STAFF

Head Coach: 14 John Anderson (42nd season)
Assistant Coach: 48 Pat Casey (10th season)
Pitching Coach: 47 Ty McDevitt (7th season)
Interim Pitching Coach: Alec Crawford (1st season)
Volunteer Asst. Coach: Mike Kvasnicka (1st season)
Student Asst. Coach: Bennett Theisen (2nd season)
Director of Operations: Lee Swenson (26th season)

2023 SEASON › QUICK FACTS

UNIVERSITY INFORMATION

Location	Minneapolis, Minn.
Founded	1851
Enrollment	51,147
Colors	
Maroon and Gold	
Conference	Big Ten
Nickname	Golden Gophers
Stadium (Seating Capacity)	Siebert Field (1,420)
Dimensions	330 / 365 / 390 / 365 / 330
University President	Joan T.A. Gable
Athletic Director	Mark Coyle
Department Phone	(612) 624-4497
Ticket Office Phone	(612) 624-8080

PRESEASON FACTS

2022 Overall Record	16-36
Home	13-16
Road	2-18
Neutral	1-2
2022 Big Ten Record (Finish)	6-18 (13th)
Home	5-7
Road	1-11
Neutral	0-0
Lettermen Returning/Lost	21/10
Position Starters Returning/Lost	5/4
Starting Pitchers Returning/Lost	0/3
Newcomers	16

COACHES AND STAFF

Head Coach	John Anderson (Minnesota, 1977)
Career Record	1,347-964 (.586/40 years)
Career BIG Record	604-400 (.602/40 years)
NCAA Tournament Appearances	19 (last 2018)
Assistant Coach	Pat Casey (10th year)
Pitching Coach	Ty McDevitt (7th year)
Volunteer Assistant Coach	Mike Kvasnicka (1st year)
Interim Pitching Coach	Alec Crawford (1st year)
Student Asst. Coach	Bennett Theisen (2nd year)
Director of Operations	Lee Swenson (26th year)

PROGRAM HISTORY

All-Time Record	2,790-1,724-25 (.620, 134 seasons)
All-Time Big Ten Record	1,045-679-3 (.134 seasons)
NCAA Tournament Appearances	32 (last 2018)
College World Series Appearances	5 (last 1977)
Big Ten Conference Titles	24 (last 2018)
Big Ten Tournament Titles	10 (last 2018)
National Championships	3 (last 1964)
Winning Seasons	103 (last 2018)
30-plus Win Seasons	43 (last 2018)
40-plus Win Seasons	9 (last 2018)

BASEBALL OFFICE

Address	200 Gibson-Nagurski Complex 516 15th Avenue SE Minneapolis, MN 55455
Phone	(612) 625-1060
Fax	(612) 626-1069

MEDIA INFORMATION

Baseball Contact	E.J. Stevens
Cell Phone	612-518-1390
Office Phone	612-625-4090
Email	steve894@umn.edu
Mailing Address	275 Bierman Building 516 15th Avenue SE Minneapolis, MN 55455
Website	GopherSports.com
Facebook	Gopher Baseball
Twitter	@GopherBaseball/#Gophers
Instagram	@MNGopherBaseball

2023 ROSTER › ALPHABETICAL

No.	Name	Pos.	Ht.	Yr.	Hometown (High School/Last School)
7	Brett Bateman	OF	5-10	Jr.	Arden Hills, Minn. (Mounds View)
15	Drew Berkland	OF	5-11	Fr.	Wayzata, Minn. (Wayzata)
9	Kyle Bork	INF	6-5	R-Jr.	Alpharetta, Ga. (St. Francis)
36	Cam Blazek	RHP	6-3	R-Sr.	Fargo, N.D. (Fargo N./New Mexico State)
28	Caden Capomaccio	RHP	6-1	Fr.	Green Bay, Wis. (Notre Dame Academy)
30	Seth Clausen	RHP	6-0	So.	Bettendorf, Iowa (Pleasant Valley)
3	Brady Counsell	INF	6-3	So.	Milwaukee, Wis. (Whitefish Bay)
48	Randon Dauman	RHP	6-1	R-Sr.	Columbus, Wis. (Columbus/Saint Louis)
52	Danny Davis	C	6-2	So.	Minnetonka, Minn. (Minnetonka)
47	Noah DeLuga	LHP	6-0	Jr.	Lake Zurich, Ill. (Lake Zurich)
45	T.J. Egan	LHP	6-5	Fr.	Apple Valley, Minn. (Eastview)
13	Tristan Ellis	INF	5-8	Fr.	Greendale, Wis. (Greendale)
21	Jared Everson	1B	6-3	So.	La Crosse, Wis. (La Crosse Aquinas)
16	Josh Fitzgerald	OF	6-0	R-Jr.	Mason City, Iowa (Newman Cath./DBU)
4	Easton Fritcher	OF	6-0	Fr.	Hayfield Minn. (Hayfield Community)
38	Michael Gurka	RHP	6-3	Sr.	Clarendon Hills, Ill. (Joliet Catholic)
29	Dawson Hall	LHP	6-4	So.	Richmond, Ky. (Madison Central)
2	Joe Hauser	INF	6-2	R-So.	Waunakee, Wis. (Waunakee/Arizona State)
6	Kris Hokenson	OF/LHP	6-0	Fr.	St. Louis Park, Minn. (St. Louis Park)
43	Richie Holetz	RHP	6-5	R-Sr.	Edina, Minn. (Edina/Nebraska-Omaha)
10	Sam Hunt	C	6-2	R-Fr.	Minneapolis, Minn. (IMG Acad./Vanderbilt)
8	Brady Jurgella	OF	6-0	Jr.	Menasha, Wis. (Menasha/NIACC)
32	Sam Kennedy	RHP	6-1	Fr.	St. Paul, Minn. (North St. Paul)
19	George Klassen	RHP	6-2	R-So.	Port Washington, Wis. (Port Washington)
1	Jake Larson	INF	6-0	So.	Covington, Wash. (Kentlake)
17	Sam Malec	RHP	6-0	So.	Woodbury, Minn. (Woodbury)
33	Boston Merila	OF	5-10	Jr.	St. Michael, Minn. (St. Michael-Albertville)
23	Ike Mezzenga	INF	6-1	R-So.	Shoreview, Minn. (Mounds View/NIACC)
22	Weber Neels	C/INF	6-0	Fr.	Cottage Grove, Minn. (East Ridge)
29	Tucker Novotny	LHP	6-5	Fr.	Cottage Grove, Minn. (Cottage Grove)
27	Jake Perry	INF	6-4	So.	Hopkins, Minn. (Hopkins)
46	Noah Rooney	LHP	5-11	So.	Perham, Minn. (Perham)
44	Gilbert Saunders III	RHP	6-4	Fr.	Gilbertsville, Pa. (The Hill School)
37	Trent Schoeberl	RHP	6-5	Sr.	White Bear Lake, Minn. (White Bear Lake)
18	Will Semb	RHP	6-1	Jr.	De Pere, Wis. (De Pere/Iowa)
20	Riley Swenson	C	6-3	R-Sr.	Chaska, Minn. (Chaska)
40	Ben Shepard	RHP	6-0	R-Sr.	Eden Prairie, Minn. (Eden Prairie/UMD)
35	Connor Wietegrefe	LHP	6-5	So.	Prior Lake, Minn. (Prior Lake/NIACC)

2023 ROSTER › BY CLASS

Fr. (10): Drew Berkland (15), Caden Capomaccio (28), T.J. Egan (45), Tristan Ellis (13), Easton Fritcher (4), Kris Hokenson (6), Sam Kennedy (32), Weber Neels (22), Gilbert Saunders (44), Sam Hunt (10)

Soph. (13): Seth Clausen (30), Brady Counsell (3), Danny Davis (52), Jared Everson (21), Dawson Hall (39), Joe Hauser (2), George Klassen (19), Jake Larson (1), Sam Malec (17), Tucker Novotny (29), Jake Perry (27), Noah Rooney (46), Connor Wietegrefe (35)

Jr. (8): Brett Bateman (7), Kyle Bork (9), Noah DeLuga (47), Josh Fitzgerald (16), Brady Jurgella, Boston Merila (33), Ike Mezzenga (23), Will Semb (18)

Sr. (7): Cam Blazek (36), Randon Dauman (48), Richie Holetz (43), Michael Gurka (38), Trent Schoeberl (37), Ben Shepard (40), Riley Swenson (20)

2023 ROSTER › BY POSITION

INF: Kyle Bork (9), Brady Counsell (3) Tristan Ellis (13), Jared Everson (21), Joe Hauser (2), Sam Hunt (10), Jake Larson (1), Boston Merila (33), Ike Mezzenga (23), Jake Perry (27)

OF: Brett Bateman (7), Drew Berkland (15), Josh Fitzgerald (16), Easton Fritcher (4), Kris Hokenson, Brady Jurgella (8),

Catcher: Danny Davis (52), Weber Neels (22) Riley Swenson (20)

RHP: Cam Blazek (36), Caden Capomaccio (28), Seth Clausen (30), Randon Dauman (48), Michael Gurka (38), Richie Holetz (43), Sam Kennedy (32), George Klassen (19), Sam Malec (17), Gilbert Saunders (44), Ben Shepard (40), Will Semb (18), Trent Schoeberl (37)

LHP: Dawson Hall (39), Noah DeLuga (47), Tucker Novotny (29), Noah Rooney (46), Connor Wietegrefe (35)

-In an eight-game stretch from May 1-17, he went 16-for-32 (.500) with seven multi-hit games, six RBI and nine runs scored.

FIRST BIG TEN SERIES WIN

-Gopher baseball earned their first Big Ten series win since May 16-18, 2019 vs. Nebraska (May 6-8).
-After dropping game one, 12-5, the Gophers rallied to win 9-8 in 12 innings on Saturday before emerging victoriously in a pitcher's duel on Sunday, a 3-1 win.

MINNESOTA ADDS 16 NEWCOMERS IN 2023

-The Gophers added seven transfers (three pitchers, four position players) to the fold in 2023. Ballyhoood recruit Sam Hunt (Vanderbilt) transferred home after one year in the SEC to lead the group.

-Nine freshmen also joined the fold, including both the Minnesota Gatorade Player of the Year (Sam Kennedy, RHP) and Star Tribune Metro Player of the Year (Kris Hokenson, OF/LHP).

-Of the 16 newcomers, 10 played high school baseball in Minnesota. Of the other six, three are from Wisconsin, other three from Iowa, N.D., Pa.

MINNESOTA'S HOME HISTORY AT SIEBERT FIELD

-The 'U' played 18 home games at Siebert Field in 2022, going 7-10 on the season.

-Despite going 2-8 at Siebert Field in 2021, Minnesota is 59-43 there in the last six seasons.

-The 'U' went 13-7 in 2019, 12-2 in 2018, 10-9 2017, 16-7 in 2016 at Siebert Field.

-The 'U' went 6-6 at U.S. Bank Stadium in March.

SWENSON SWINGING FOR THE FENCES AS A SENIOR

-Redshirt senior Riley Swenson returned for his fifth year after finishing the 2022 season incredibly

strong. He missed the first 37 games to injury before starting in 12 games, slashing .319/.532/.353 with three home runs, nine RBI and 15 hits in 47 at bats.
-He is expected to catch and designated hit in 2023.

BORK LOOKING TO BREAKOUT IN 2023

-RJR. Kyle Bork played a career-high 36 games, starting in 27 in 2022. He hit .224 with a career-best four home runs and 20 RBI on the season.

-He hit a game-winning home run at IU last season, bringing the 'U' back from a ninth-inning deficit to earn its first and only Big Ten road win of 2022.

-Playing mainly at third base last season, the Alpharetta, Ga., native is expected to be a mainstay at first base in 2023.

PERRY FINISHES FRESHMAN YEAR STRONG

-One of several true freshman position players to play significant time last year, Hopkins, Minn., native Jake Perry finished the season on a tear.

-In the final four games of the season, Perry went 7-for-8 with three RBI, two runs and two walks.

-Seven of his eight hits on the year came from May 17-21, and he will look to build off that in 2023.

COUNSELL COMES UP CLUTCH IN EXPANDED ROLE

-Brady Counsell played the most games of any freshman, starting in 24 of 36 games he played in.

-He slashed .200/.320/.283 with one home run, 20 hits, 10 RBI, 11 runs scored and five doubles.

-He started the year as a rotational guy before moving to a full-time role at second in Big Ten play.

GAMES AGAINST NCAA TOURNAMENT TEAMS

-Overall, Minnesota is set to play seven teams that made last year's NCAA Tournament. In addition to

UCSB and OSU, the Gophers will take on Gonzaga (Regionals), Vanderbilt (Regionals), Michigan (Regionals), Maryland (Regionals) and Ole Miss (National Champion).

LAST SEASON

-The Gophers finished 16-36 (6-18 Big Ten). Minnesota took 13th in the Big Ten and missed the Big Ten Tournament for the first time since 2015.

-Minnesota started its season by going 2-6 on a road trip to Florida, playing FAU, FGCU, Northeastern and Indiana State. The 'U' returned to Minneapolis and went 6-9 to finish March with an 8-15 record heading into Big Ten play.

-The Gophers went 13-16 at home last season, but just 2-18 away from Minneapolis. After winning the season opener 9-1 at FAU, Minnesota lost its next 18 road games before taking down Indiana, 9-8, in the final BIG road game of 2022.

-Minnesota's best win of the year came in a 4-3 decision over No. 23 Maryland on April 10 at Siebert Field. The Gophers took down Air Force, another NCAA Tournament team, 7-6 on March 13.

OPPONENTS SERIES HISTORY

-Minnesota leads the all-time series against UCSB, 3-0. The 'U' swept the Gauchos back in 2009.

-Oregon State leads the Gophers, 9-3, all-time. Their last meeting was in Surprise, Ariz., a 13-1 Beavers win in 2019. Prior to that, the two teams met in the 2018 Super Regionals in Corvallis, Ore. OSU went on to win that series and the College World Series.

-The Gophers lead the all-time series against New Mexico, 2-1. The two teams last met in Surprise, Ariz., in 2019. UNM won 11-1.

14 JOHN ANDERSON

HEAD COACH, 42nd SEASON

EIGHT-TIME BIG TEN COACH OF THE YEAR

1982, 2000, 2002, 2003, 2004, 2010, 2016, 2018

ABCA HALL OF FAME INDUCTEE

2008

ALL-TIME LEADER IN BIG TEN VICTORIES

604 WINS THROUGH 2022 SEASON



THE ANDERSON FILE

COACHING RESUME

1978 (University of Minnesota) Graduate Assistant
1979-81 (University of Minnesota) Assistant Men's Coach
1981-present (University of Minnesota) Head Coach

COACHING RECORD

Overall Record 1,347-964-3 (.582)

- All-time winningest coach in school history
- 10th-youngest collegiate coach to 1,000 wins

Big Ten Record 604-400 (.602)

- All-time winningest coach in B1G history

CHAMPIONSHIP PEDIGREE

Big Ten Regular Season Championships (11)

• 1983, '84, '86, '87, 2000, '02, '03, '04, '10, '16, '18

- First four were West Division, and most recent seven non-divisional

- The 2002-04 titles were Minnesota's first string of three in a row since 1968-70

- Anderson has led Minnesota to 24 finishes of second place or better

Big Ten Tournament Championships (10)

• 1982, '85, '88, '92, '93, '98, 2001, '04, '10, '18

- Minnesota has the most B1G Tournament titles of any school, all under Anderson

- In 2004, Minnesota won both the regular season and tournament B1G titles for the first time in program history

- The Gophers have played in 19 B1G championship games under Anderson and set a B1G record with seven straight championship appearances from 2001-07

- Anderson has led Minnesota to 29 B1G Tournament appearances in 35 years

NCAA TOURNAMENT APPEARANCES

19 NCAA postseason appearances

- Made NCAA Tournament in Anderson's first year as head coach (1982)

- Most recent NCAA berth came in 2018 at the Minneapolis Regional

- Reached NCAA Super Regional for the first time in 2018 against Oregon State

AWARDS AND HONORS

Big Ten Conference Coach of the Year (8)

• 1982, 2000, '02, '03, '04, '10, '16, '18

- First coach in B1G history to win the award three years in a row

ABCA Midwest Region Coach of the Year (2)

• 2004, 2010, 2018

American Baseball Coaches Association Hall of Fame

- 2008 Inductee

- The third Gopher coach to be inducted, joining Frank McCormick and Dick Siebert

"M" Club Hall of Fame

- 2002

Minnesota High School Baseball Coaches Hall of Fame

- 2013

- Inducted despite never coaching at the high school level
Hibbing Community College Hall of Fame

PLAYING EXPERIENCE - MINNESOTA

- 1974-75 - Pitcher
- 1976-77 - Student Assistant
- Team Most Valuable Player in 1977

COLLEGE

University of Minnesota (1977), B.S. in Education

HIGH SCHOOL

Nashwauk-Keewatin High School (1973)

PERSONAL

Born: May 16, 1955 (Nashwauk, Minnesota)

Family: wife, Jan, and daughter, Erin Elizabeth

SEASON-BY-SEASON RECORDS

YEAR	OVERALL RECORD				BIG TEN CONFERENCE					POSTSEASON
	W	L	T	PCT.	W	L	T	PCT.		
1982	33	22	1	.598	8	8	0	.500	#	NCAA Regional (1-2)
1983	27	21	0	.562	12	2	0	.857	*	-
1984	31	20	0	.608	11	5	0	.688	*	-
1985	33	23	0	.589	9	7	0	.563	#	-
1986	40	19	0	.678	10	5	0	.667	*	NCAA Regional (0-2)
1987	36	25	0	.590	12	4	0	.750	*	NCAA Regional (0-2)
1988	38	28	0	.576	17	11	0	.607	#	NCAA Regional (0-2)
1989	31	21	1	.583	15	12	0	.555	-	-
1990	36	24	1	.598	19	9	0	.679	-	-
1991	37	27	0	.578	18	10	0	.643	-	NCAA Regional (1-2)
1992	42	21	0	.667	18	10	0	.643	#	NCAA Regional (2-2)
1993	43	18	0	.705	17	9	0	.654	#	NCAA Regional (0-2)
1994	42	21	0	.667	21	7	0	.750	-	NCAA Regional (2-2)
1995	31	28	0	.525	16	12	0	.571	-	-
1996	30	26	0	.535	15	12	0	.555	-	-
1997	30	24	0	.556	15	10	0	.600	-	-
1998	45	15	0	.750	19	9	0	.679	#	NCAA Regional (0-2)
1999	46	18	0	.719	21	7	0	.750	-	NCAA Regional (2-2)
2000	38	24	0	.613	20	8	0	.714	*	NCAA Regional (1-2)
2001	39	21	0	.650	19	8	0	.704	#	NCAA Regional (0-2)
2002	32	26	0	.552	18	10	0	.643	*	-
2003	40	22	0	.645	24	6	0	.800	*	NCAA Regional (1-2)
2004	38	23	0	.623	21	10	0	.677	* #	NCAA Regional (0-2)
2005	33	29	0	.532	17	15	0	.531	-	-
2006	34	26	0	.567	17	14	0	.548	-	-
2007	41	18	0	.695	18	9	0	.667	-	NCAA Regional (1-2)
2008	20	35	0	.364	10	21	0	.323	-	-
2009	40	19	0	.678	17	6	0	.739	-	NCAA Regional (2-2)
2010	32	30	0	.516	15	9	0	.600	* #	NCAA Regional (2-2)
2011	25	24	0	.510	13	11	0	.542	-	-
2012	29	27	0	.540	11	13	0	.458	-	-
2013	32	22	0	.593	13	8	0	.619	-	-
2014	27	24	0	.529	13	11	0	.542	-	-
2015	21	30	0	.412	9	15	0	.375	-	-
2016	36	22	0	.621	16	7	0	.696	-	NCAA Regional (2-2)
2017	36	21	0	.631	15	8	0	.652	-	-
2018	44	15	0	.746	18	4	0	.818	* #	NCAA Super Regional (3-2)
2019	29	27	0	.519	15	9	0	.625	-	-
2020	8	10	0	.444	0	0	0	.000	-	-
2021	6	31	0	.162	6	31	0	.162	-	-
2022	16	36	0	.313	6	18	0	.333	-	-
TOTALS	1,347	964	3	.583	604	400	0	.602		19 NCAA Regionals (20-38)

* - Big Ten Regular Season Champions | # - Big Ten Tournament Champions

MILESTONE VICTORIES

ALL GAMES

NO.	DATE	OPPONENT	SCORE
1	March 21, 1982	Texas Lutheran	15-7
100	April 9, 1985	St. Thomas	4-1
200	May 12, 1987	Augsburg	7-0
300	May 8, 1990	St. Thomas	19-4
400	April 4, 1993	Penn State	4-0
500	May 20, 1995	Purdue	26-3
600	May 7, 1998	Northwestern	14-0
700	March 24, 2001	Purdue	11-10
800	May 31, 2003	Pepperdine	7-5
900	March 20, 2006	Indiana	3-1
1,000	May 14, 2009	Penn State	7-6
1,100	March 8, 2013	Western Illinois	3-0
1,200	May 3, 2016	Kansas	19-7
1,300	April 2, 2019	St. Scholastica	14-4

BIG TEN CONFERENCE GAMES

NO.	DATE	OPPONENT	SCORE
1	April 24, 1982	Northwestern	7-1
50	May 9, 1987	Iowa	15-8
100	April 22, 1990	Ohio State	7-5
150	March 27, 1993	Michigan	7-3
200	May 6, 1995	Michigan State	17-8
250	May 7, 1998	Northwestern	14-0
300	April 8, 2001	Michigan State	14-2
350	May 9, 2003	Iowa	8-7
400	April 23, 2006	Michigan State	6-3
450	May 9, 2009	Michigan	12-5
500	April 14, 2013	Northwestern	7-1
600	April 22, 2022	Penn State	7-3



PACKY CASEY

ASSISTANT COACH, 10TH SEASON

- Packy Casey put a bow on his ninth season with the Gophers in 2022, after previously serving as the volunteer assistant from 2014 to 2016.
- Has been promoted twice during his tenure, most recently to recruiting coordinator in the summer of 2018. He's helped bring in several outstanding recruiting classes and his 2021 class ranked in the top-50 nationally.
- Minnesota has 230 wins since his arrival in 2014 with two Big Ten Championships, a Big Ten Tournament Championship in 2018, two NCAA Regional appearances and the program's first NCAA Super Regional berth in 2018.
- Since Casey has donned the Maroon and Gold, Minnesota has turned into an offensive juggernaut which led the Big Ten in hitting, overall and in conference play, for three straight seasons from 2016 to 2018, and again in 2020.



TY MCDEVITT

PITCHING COACH, 7TH SEASON


- Pitching Coach Ty McDevitt recently wrapped up his sixth season on the University of Minnesota coaching staff and fourth full season as the Gophers' pitching coach in 2022. He served as a volunteer assistant for the from 2017-18.
- In his first four seasons on the staff, he has morphed Minnesota into a national contender by overseeing a pitching staff that accumulated 109 wins, helping the Gophers win the 2018 Big Ten Regular Season and Tournament titles.
- From 2017-18, the Maroon and Gold posted a 3.84 ERA and a 1.32 WHIP while striking out an astounding 1,396 hitters in just three seasons. Under McDevitt's tutelage from 2018-20, pitcher Max Meyer evolved from a 34th round draft pick out of Woodbury High School into one of the nation's premier arms. He was drafted No. 3 overall in 2020.



ALEC CRAWFORD

INTERIM PITCHING COACH, 1ST SEASON

- Alec Crawford joined the Golden Gophers coaching staff as the director of pitching development in the fall of 2022. He moved to the interim pitching coach role when Ty McDevitt went on medical leave in January of 2023.
- Crawford was an owner of Northstar Baseball Club, where he ran the well-known Complete Pitchers Program for the past few years. Here, he gave pitchers an in-depth look at combining the complexities of the pitch delivery in terms of biomechanical movement patterns as well as proprioceptive (feel) training with both flat ground and mound work.
- A 2014 MLB Draft pick of the Rockies, Crawford pitched for two years (2013-14) at Minnesota. He was an All-Big Ten Third Team selection and named the Gophers' David Winfield Pitcher of the Year as a senior. He tied for the team lead and ranked fifth in the Big Ten with 67. He tossed 97.1 innings and held a 3.79 ERA with a 4-2 record in 15 starts.



MIKE KVASNICKA

VOLUNTEER ASSISTANT COACH, 1ST SEASON

- Mike Kvasnicka joined the Golden Gophers coaching staff as the Volunteer Assistant Coach in September of 2022.
- Prior to returning to his alma mater, Mike spent 3 years (2020-2022) as the Head Coach at Cretin-Derham Hall HS in St. Paul, Minn., where he coached 15 future college baseball players and led the Raiders to their first Section Finals game (2021) in 8 years. Kvasnicka also has one year of college coaching and recruiting experience as the Assistant/Hitting Coach at the University of St. Thomas University for the 2017 season.
- A former first round MLB Draft pick in 2010 (33rd, Houston Astros), Kvasnicka had a stellar career with the Gophers from 2008-10 and was a part of two Gopher teams that reached the NCAA Regional Finals in 2009 and 2010.
- He played six years in the minor leagues (2010-15), making it as high as AA in the Minnesota Twins system.



LEE SWENSON

DIRECTOR OF OPERATIONS, 26TH SEASON

- Lee Swenson completed his 12th season as the Director of Operations and his 25th overall with the Gopher Baseball program in 2022. Prior to shifting to operations, Swenson spent 13 seasons as the Gophers' volunteer coach.
- While a volunteer coach, "Swede" primarily worked with the catchers during the season and as the developmental camp coordinator. In his current role, Swenson handles all daily operations and travel for the team.
- Swenson's son, Riley, is a fifth-year catcher on the team in 2023.
- Swenson was a seventh-round pick of the Minnesota Twins in 1985, following a stellar career at Luther College. He was a two-time all-conference and all-region selection catcher. After a shoulder injury ended his professional playing career, he spent five years as an assistant coach at the University of North Dakota.

2022 SEASON › BIG TEN STANDINGS

STANDINGS	RECORD	PCT.	OVERALL	PCT.	STREAK
Maryland	18-5	.783	47-14	.770	L1
Rutgers	17-7	.708	44-15	.746	L1
Iowa	17-7	.708	36-19	.655	L1
Illinois	17-7	.708	31-22	.585	L2
Michigan	12-12	.500	34-26	.567	W4
Penn State	11-13	.458	26-29	.473	L2
Purdue	9-12	.429	29-21	.580	L4
Northwestern	10-14	.417	24-27	.471	W2
Indiana	10-14	.417	27-32	.458	L1
Nebraska	10-14	.417	23-30	.434	W2
Ohio State	8-14	.364	21-30	.412	W1
Michigan State	8-16	.333	24-30	.444	L2
Minnesota	6-18	.250	16-36	.308	L2

OPPONENT SERIES RECORDS

BIG TEN	RECORD	LAST	STREAK
Illinois	113-107-1	2021	W-1
Indiana	114-56	2022	W-1
Iowa	187-127	2022	L-6
Maryland	5-10	2022	W-1
Michigan	105-95	2021	L-5
Michigan State	92-51	2022	L-4
Nebraska	31-35-1	2022	W-2
Northwestern	170-84	2022	L-2
Ohio State	100-93-1	2019	L-1
Penn State	55-27	2022	L-2
Purdue	123-58-2	2021	L-1
Rutgers	9-9	2022	L-3
NON-CONFERENCE*	RECORD	LAST	STREAK
UC Santa Barbara	3-0	2009	W-3
Oregon State	3-9	2018	L-3
New Mexico	2-1	2019	L-1
Saint Louis	0-0	--	--
Milwaukee	11-6	2019	L-1
Hawaii	0-0	--	--
Ole Miss	6-10	2008	L-3
Vanderbilt	1-0	1924	W-1
Northern Illinois	12-1	2017	W-10
South Dakota State	37-15	2022	L-3
West Virginia	3-1	2022	L-1
Gonzaga	3-3	2019	L-1
Houston	13-13-2	2015	L-3
Illinois State	8-3	2009	W-3
Creighton	28-26	2022	L-3
St. Thomas	3-1	2022	W-1
North Dakota State	35-11	2022	L-2

*scheduled 2023 opponents

2023 SEASON › HONORS & AWARDS

B16 PLAYERS TO WATCH - BIG TEN CONFERENCE

-Brett Bateman, Jr. (OF)
-Boston Merila, Jr. (OF)
-Tucker Novotny, So. (LHP)

PRESEASON ALL-BIG TEN - PERFECT GAME

-George Klassen, RSo. (RHP)

TOP B16 2023 MLB DRAFT PROSPECTS - PERFECT GAME

-No. 5 George Klassen, RSo. (RHP)
-No. 25 Will Semb, Jr. (RHP)
-No. 35 Brett Bateman, Jr. (OF)

TOP B16 2023 MLB DRAFT PROSPECTS - DI BASEBALL

-No. 3 George Klassen, RSo. (RHP)
-No. 25 Will Semb, Jr. (RHP)

2022 › MONTH-BY-MONTH

BATTING	G	W-L	AVG	R	H	2B	3B	HR	RBI	BB	K	SB-ATT	SLG	OBP
February	8	2-6	.249	43	69	16	1	10	39	26	69	11-15	.422	.335
March	15	6-9	.266	89	130	30	6	16	77	70	111	25-30	.450	.370
April	18	4-14	.225	65	128	26	2	9	57	68	150	18-25	.325	.320
May	11	4-7	.272	75	106	21	4	13	67	53	93	14-24	.446	.374

PITCHING	G-CG	W-L-SV	ERA	IP	H	R	ER	2B	3B	HR	K	BB	BAA
February	8-0	2-6-1	9.66	68.0	93	83	73	17	2	12	66	47	.316
March	15-0	6-9-0	4.76	132.1	123	80	70	26	1	7	136	65	.247
April	16-0	4-14-2	5.84	154.0	164	108	100	24	3	16	163	85	.268
May	11-0	4-7-1	7.93	101.0	127	101	89	22	1	12	103	73	.305

2022 › HOME-AWAY-NEUTRAL SPLITS

BATTING	G	W-L	AVG	R	H	2B	3B	HR	RBI	BB	K	SB	SLG	OBP
Home	29	13-16	.271	165	254	56	9	29	140	126	226	41-60	.443	.372
Away	20	2-18	.218	84	143	31	4	17	80	60	163	18-24	.355	.315
Neutral	3	1-2	.248	14	25	5	0	2	13	7	23	5-6	.356	.313

PITCHING	G-CG	W-L-SV	ERA	IP	H	R	ER	2B	3B	HR	K	BB	BAA
Home	29-0	13-16-4	5.46	266.0	263	173	156	46	3	23	261	137	.264
Away	20-0	2-18-0	8.09	162.1	202	168	114	38	3	22	167	118	.300
Neutral	3-0	1-2-1	10.00	27.0	39	31	30	5	1	2	27	15	.325

HISTORY IN SEASON OPENERS/SURPRISE

-The Gophers are 7-3 in their last 10 season openers. The 'U' defeated Florida Atlantic 9-1 in last year's lidlifter.
-Minnesota last played in Surprise in 2019, going 1-3 with a win and a loss versus Gonzaga and losses to Oregon State and New Mexico.
-The 'U' started off the 2016 season in Surprise, going 3-1 with two wins over Utah, a win over Utah Valley and a narrow 8-7 loss to Oregon State.

OPPONENTS IN 2022

-UCSB went 44-14 (27-3 Big West) last year, won the regular season conference title and made the NCAA Tournament.
-Oregon State tallied a 48-18 (20-10 Pac-12) in 2022 before falling in the NCAA Tournament Super Regionals to Auburn in two games.
-New Mexico went 21-33 (10-20 Mountain West) last season and failed to make the postseason.

BIG TEN PLAYERS TO WATCH

-Three Gophers were named as 2023 Big Ten 'Players to Watch' heading into the season. Junior outfielders Boston Merila and Brett Bateman join sophomore pitcher Tucker Novotny on the list. Bateman (.312) and Merila (.267) are Minnesota's leading returning hitters. They are the only two returners to play in all 52 games in 2022.
-Sophomore southpaw Tucker Novotny pitched in only six games last spring, but tallied a 3.86 ERA and a 1-1 record.

-In his last two appearances of the year, he struck out three and allowed no runs and just one hit in 3.0 scoreless innings against UST. Novotny then pitched a career-long 3.1 innings, striking out three and allowing no earned runs against Omaha.

WHAT'S ON TAP

Minnesota will play three games against Saint Louis at Hammond Stadium in Fort Myers, Fla.

GOPHERS IN THE PROS

-Left-handed pitcher Lucas Gilbreath pitched in 47 games last year during his second year in the pros for the Colorado Rockies. He went 2-0 with a 4.19 ERA and 49 strikeouts in 43.0 innings pitched. Gilbreath tallied a career-high 12 holds out of the bullpen last summer.
-2020 No. 3 overall MLB Draft pick Max Meyer made his Major League debut last spring for the Miami Marlins. He made two starts, going 5.1 innings in his debut before leaving his second start with an arm injury. Meyer underwent Tommy John surgery, thus ending his 2022 season.
-2018 Gophers All-American shortstop Terrin Vavra was the second Gopher to make his Major League debut. He played in 40 games, hitting .258 with one home run, 12 RBI and 30 total hits. He joined the Baltimore Orioles on July 29, 2022 and played the rest of the season in the big leagues.
-Minnesota has multiple other alumni playing rookie league, A, AA and AAA ball.

2022 SEASON › RECORD WHEN...

Overall	16-36
Home	13-16
Away	2-18
Neutral.....	1-2
Big Ten.....	6-18
Home	5-7
Away	1-11
Neutral.....	0-0
Non-Conference.....	10-18
Home	8-7
Away	1-7
Neutral.....	1-2
Last 10 Games	4-6
Day Games	8-21
Night Games.....	8-15
With left-handed starter	2-3
With right-handed starter	14-33
Vs. left-handed starter.....	7-5
Vs. right-handed starter	9-31
One-run games.....	6-7
Two-run games.....	2-7
Run differential of five or more	8-20
After six innings:	
Leading.....	13-7
Trailing.....	1-29
Tied.....	2-0
After seven innings:	
Leading.....	13-5
Trailing.....	1-29
Tied.....	2-2
After eight innings:	
Leading.....	14-1
Trailing.....	2-34
Tied.....	0-1
Extra-inning games	1-1
Shutouts	0-0
Scoring first	10-10
Scoring in the first inning	10-10
Doubleheader games.....	1-3
Teams combine for fewer than 10 runs	8-10
Teams combine for 10-19 runs.....	7-21
Teams combine for 20 or more runs	1-5
Scoring six or more runs	12-10
Scoring five or fewer runs	3-26
Allowing six or more runs.....	4-24
Allowing five or fewer runs	11-8
February	2-6
March.....	6-9
April	4-14
May.....	4-8
Monday.....	0-1
Tuesday	2-4
Wednesday.....	1-2
Thursday.....	1-0
Friday.....	4-10
Saturday	3-10
Sunday.....	5-9
Against ranked teams	1-4
Against top-25 teams	1-4
Against top-20 teams.....	0-0
Against top-15 teams.....	0-0
Against top-10 teams.....	0-0
Against top-5 teams	0-0
Against unranked teams	14-30
In white uniform	8-9
In grey uniform	1-12
In maroon uniform.....	5-11
In gold uniform	2-2

THE LAST TIME THE GOPHERS...

Beat a top-5 team	W 6-2 vs. No. 2 UCLA (10 inn.)	2/15/2013
Beat a top-10 team	W 8-0 @ No. 9 TCU	3/18/2018
Beat a top-25 team	W 4-3 vs. No. 23 Maryland	4/10/2022
Swept a series from a ranked team	W 4-1, W 9-1, W 7-6 vs. No. 15 Indiana	5/4-6/2018
Beat ranked teams in consecutive games	W 3-2, W 14-6 vs. No. 19 UCLA	6/3-4/2018
Won on a walk-off home run	W 4-3 vs. North Dakota St.	4/9/2019
Won on a walk-off hit	W 9-8 vs. Nebraska (12 inn.)	5/7/2022
Lost on a walk-off home run	L 8-7 at No. 23 Indiana	4/27/2019
Lost on a walk-off hit	L 5-4 at Creighton	3/18/2022
Swept a Big Ten opponent at home	W 5-4 (18 inn.), 11-2, 3-2 vs. Ohio St.	5/4-5/2019
Swept a Big Ten opponent on the road	W 5-1, 7-5, 8-6 at Penn St.	3/23-24/2019
Swept a non-conference home series	W 11-4, 7-2, 6-1 vs. Western Illinois	3/25-3/27/2022
Swept a non-conference road series	W 9-3, 11-8 @ Kennesaw State	2/17/2018
Got swept by a Big Ten opponent at home	L 21-5, 4-0, 9-5 vs. Michigan	4/16-18/2021
Got swept by a Big Ten opponent on the road	L 8-4, 2-1, 9-7 at MSU	4/30-5/1/2022
Got swept in a non-conference home series	L 3-2, L 6-5 (12), L 6-2 vs. UC Irvine	5/1-3/2015
Got swept in a non-conference road series	L 5-4, 14-7, 4-2 at Creighton	3/18-3/20/2022
Shut out an opponent in back-to-back games	W 4-0, W 12-0 vs. Penn State	4/26/2014
Got shut out in back-to-back games	L 5-0, L 5-0, L 8-0 @ Texas	2/21-22/2015
Won in extra innings	W 9-8 vs. Nebraska (12 inn.)	5/7/2022
Lost in extra innings	L 10-7 vs. Omaha (11 inn.)	5/17/2022
Won after trailing by five or more runs	W 16-5 vs. Mount St. Mary's	2/15/2018
Lost after leading by five or more runs	L 8-5 vs. Northwestern	5/21/2022
Won by 10 or more runs in a game	W 12-0 vs. UST	3/1/2022
Lost by 10 or runs in a game	L 12-0 vs. Indiana	5/15/2022
Committed 4 errors	4 - L 6-4 at Long Beach St.	3/16/2019
Committed 5-plus errors	5 - L 14-7 at Creighton	3/19/2022
Turned a triple play	W 8-5 vs. Ole Miss	2/22/1992
Had a triple play turned against	W 5-3 or L 7-5 vs. Penn State	4/16/2005
Had 3 or more home runs in a game	5 - W 12-0 vs. UST	3/1/2022
Had 4 or more home runs in a game	5 - W 12-0 vs. UST	5/6/2018
Had 5 or more home runs in a game	5 - W 12-0 vs. UST	3/1/2022
Had 15 or more hits in a game	19 - L 10-7 vs. Michigan St.	4/4/2021
Had 20 or more hits in a game	20 - W 14-4 vs. St. Scholastica	4/2/2019
Stole 5 or more bases in a game	5 - L 9-7 vs. James Madison	3/13/2015
Stole 10 or more bases in a game	11 - W 14-10 vs. Northern Illinois	3/9/1997
Scored 15 or more runs in a game	19 - W 19-6 at Long Beach St.	3/17/2019
Scored 20 or more runs in a game	22 - W 22-7 @ Purdue	4/13/2018
Scored 5 or more runs in an inning	5 (5th Inning) vs. Northwestern	5/19/2022
Scored 8 or more runs in an inning	8 (9th inning) - W 19-6 at Long Beach St.	2/25/2018
Scored 10 or more runs in an inning	10 - W 14-5 @ Purdue	4/3/2010
Threw a shutout	W 3-0 vs. Iowa (Culliver/Duffy/Schulze)	5/24/2019
Threw consecutive shutouts	W 11-0 vs. Carleton; W 3-0 @ Nebraska	4/8-10/2015
Threw a no-hitter	W 9-0 @ Creighton (Sawyer-Hanson-Thonvold)	3/8/2015

THE LAST TIME A GOPHER...

Hit for the cycle	Micah Coffey @ Penn State	5/6/2017
Opponent hit for the cycle	Tyler Chism vs. Gonzaga	3/12/2011
Hit an inside-the-park home run	Easton Bertrand vs. West Virginia	3/4/2022
Hit a grand slam	Joe Hauser at FGCU	2/23/2022
Hit a walk-off home run	Max Meyer vs. North Dakota St.	4/19/2019
Hit a pinch-hit home run	Kyle Bork vs. UST	3/1/2022
Had 10 or more RBI in two games	Micah Coffey, 10 @ Purdue	4/13-14/2018
Had 4 hits in a game	Brett Bateman, Chase Stanke and Jack Wassel; 4 vs. Michigan St.	4/4/2019
Had 5 hits in a game	Gabe Knowles, 5 vs. St. Scholastica	4/2/2019
Had 3 doubles in a game	Michael Handel, 3 @ Iowa	4/19/2014
Had 4 doubles in a game	Chris Herbert, 4 @Michigan State	4/22/2006
Had 2 triples in a game	Mark Tatera vs. Kansas State	3/19/2013
Had 2 home runs in a game	Chase Stanke vs. UST	3/1/2022
Had 3 home runs in a game	Jason Kennedy vs. Ohio State	5/21/1999
Had back-to-back home runs	Andrew Wilhite and Chase Stanke, at FAU	2/19/2022
Had 5 RBI in a game	Easton Bertrand, 5 at FAU	2/21/2022
Had 6 RBI in a game	Ronnie Sweeney, 6 vs. Rutgers	3/7/2021
Had 7 or more RBI in a game	Nick O'Shea, 7 vs. Penn State	5/16/2010
Stole 3 or more bases	Ben Mezzenga, 3 vs. Michigan State	5/11/2018
Threw a 7-inning complete game shutout	Kyle Carr @ Ohio State	4/5/2008
Threw a 9-inning complete game shutout	Reggie Meyer vs. Illinois	5/24/2018
Threw a 7-inning complete game	Kyle Carr @ Ohio State	4/5/2008
Threw a 9-inning complete game	Max Meyer vs. North Carolina	2/28/2020
Threw a 7-inning no-hitter	Joe Westfall vs. Penn State	4/4/1993
Threw a 9-inning no-hitter	Tom Windle vs. Western Illinois	3/8/2013
Threw a complete-game one-hitter	DJ Snelten vs. Ohio State	4/7/2013
Threw a perfect game	Roger Zahn and Karl Johnson vs. Macalester	4/14/1970
Struck out 10 or more batters	Aidan Maldonado, 10 at Michigan State	5/1/2022
Struck out 15 or more batters	Max Meyer, 15 vs. Utah	3/6/2020

2022 SEASON RESULTS

The Automated ScoreBook Game Results for Minnesota Gophers (as of Feb 08, 2023) (All games)

Date	Opponent	Score	Inns	Overall	Conference	Pitcher of record	Attend	Time
Feb 18, 2022	at Florida Atlantic	w 9-1	9	1-0-0	0-0-0	Ireland (W 1-0)	634	3:49
Feb 19, 2022	at Florida Atlantic	L 2-8	9	1-1-0	0-0-0	Maldonado (L 0-1)	541	3:07
Feb 20, 2022	at Florida Atlantic	L 4-13	9	1-2-0	0-0-0	Holetz (L 0-1)	534	3:10
Feb 21, 2022	at Florida Atlantic	L 9-17	9	1-3-0	0-0-0	Liffrig (L 0-1)	498	3:36
Feb 23, 2022	at FGCU	L 5-13	9	1-4-0	0-0-0	Schoeberl (L 0-1)	852	3:42
Feb 25, 2022	NORTHEASTERN	w 3-1	9	2-4-0	0-0-0	Ireland (W 2-0)	986	2:14
Feb 26, 2022	INDIANA STATE	L 3-16	9	2-5-0	0-0-0	Maldonado (L 0-2)	716	3:15
Feb 27, 2022	INDIANA STATE	L 8-14	9	2-6-0	0-0-0	Semb (L 0-1)	604	3:26
Mar 01, 2022	ST. THOMAS	w 12-0	9	3-6-0	0-0-0	Liffrig (W 1-1)	400	2:52
Mar 02, 2022	SOUTH DAKOTA STATE	L 5-7	9	3-7-0	0-0-0	Holetz (L 0-2)	456	2:56
Mar 04, 2022	WEST VIRGINIA	L 4-5	9	3-8-0	0-0-0	Semb (L 0-2)	500	3:20
Mar 05, 2022	KANSAS	w 8-1	9	4-8-0	0-0-0	Massey (W 1-0)	750	2:50
Mar 06, 2022	NOTRE DAME	L 1-3	9	4-9-0	0-0-0	Klassen (L 0-1)	950	2:24
Mar 08, 2022	NORTH DAKOTA STATE	L 2-5	9	4-10-0	0-0-0	Schoeberl (L 0-2)	700	2:48
Mar 11, 2022	AIR FORCE	L 7-8	9	4-11-0	0-0-0	Liffrig (L 1-2)	610	2:45
Mar 12, 2022	AIR FORCE	L 6-15	9	4-12-0	0-0-0	Massey (L 1-1)	740	3:40
Mar 13, 2022	AIR FORCE	w 7-6	9	5-12-0	0-0-0	Semb (W 1-2)	650	3:21
Mar 18, 2022	at Creighton	L 4-5	9	5-13-0	0-0-0	Semb (L 1-3)	1154	3:27
Mar 19, 2022	at Creighton	L 7-14	9	5-14-0	0-0-0	Massey (L 1-2)	1358	3:30
Mar 20, 2022	at Creighton	L 2-4	9	5-15-0	0-0-0	Klassen (L 0-2)	1382	3:20
Mar 25, 2022	WESTERN ILLINOIS	w 11-4	9	6-15-0	0-0-0	Ireland (W 3-0)	650	2:53
Mar 26, 2022	WESTERN ILLINOIS	w 7-2	9	7-15-0	0-0-0	Massey (W 2-2)	690	2:33
Mar 27, 2022	WESTERN ILLINOIS	w 6-1	9	8-15-0	0-0-0	Maldonado (W 1-2)	700	3:09
* Apr 01, 2022	at Rutgers	L 4-6	9	8-16-0	0-1-0	Ireland (L 3-1)	421	2:47
* Apr 02, 2022	at Rutgers-2	L 2-9	9	8-17-0	0-2-0	Maldonado (L 1-3)	501	2:58
* Apr 02, 2022	at Rutgers-1	L 2-11	9	8-18-0	0-3-0	Massey (L 2-3)	501	3:07
* Apr 08, 2022	MARYLAND	L 7-11	9	8-19-0	0-4-0	Ireland (L 3-2)	219	3:29
* Apr 09, 2022	MARYLAND	L 4-5	9	8-20-0	0-5-0	Massey (L 2-4)	719	3:30
* Apr 10, 2022	MARYLAND	w 4-3	9	9-20-0	1-5-0	DeLuga (W 1-0)	387	2:39
Apr 12, 2022	ST. THOMAS	w 2-1	9	10-20-0	1-5-0	Novotny (W 1-0)	260	2:18
* Apr 15, 2022	at IOWA	L 3-9	9	10-21-0	1-6-0	Ireland (L 3-3)	946	2:41
* Apr 16, 2022	at IOWA	L 1-2	9	10-22-0	1-7-0	Massey (L 2-5)	962	2:40
* Apr 17, 2022	at IOWA	L 3-9	9	10-23-0	1-8-0	Semb (L 1-4)	646	3:20
Apr 19, 2022	ST. THOMAS	L 0-6	9	10-24-0	1-8-0	Novotny (L 1-1)	327	2:40
* Apr 22, 2022	PENN ST.	w 7-3	9	11-24-0	2-8-0	Ireland (W 4-3)	301	2:34
* Apr 23, 2022	PENN ST.	L 1-5	9	11-25-0	2-9-0	DeLuga (L 1-1)	515	2:57
* Apr 24, 2022	PENN ST.	L 5-6	9	11-26-0	2-10-0	Culliver (L 0-1)	414	3:01
Apr 26, 2022	SOUTH DAKOTA STATE	L 6-12	9	11-27-0	2-10-0	Liffrig (L 1-3)	213	3:44
Apr 27, 2022	ST. THOMAS	w 9-0	9	12-27-0	2-10-0	Holetz (W 1-2)	344	2:27
* Apr 29, 2022	at Michigan State	L 4-8	9	12-28-0	2-11-0	Ireland (L 4-4)	531	2:50
* Apr 30, 2022	at Michigan State	L 1-2	9	12-29-0	2-12-0	Massey (L 2-6)	535	2:16
* May 01, 2022	at Michigan State	L 7-9	9	12-30-0	2-13-0	Holetz (L 1-3)	516	3:37
* May 06, 2022	NEBRASKA	L 5-12	9	12-31-0	2-14-0	Ireland (L 4-5)	606	3:02
* May 07, 2022	NEBRASKA	w 9-8	(12)	13-31-0	3-14-0	Culliver (W 1-1)	1272	4:34
* May 08, 2022	NEBRASKA	w 3-1	9	14-31-0	4-14-0	Maldonado (W 2-3)	504	2:33
* May 13, 2022	at Indiana	L 6-8	9	14-32-0	4-15-0	Liffrig (L 1-4)	1894	3:28
* May 15, 2022	at Indiana-1	L 0-12	9	14-33-0	4-16-0	Massey (L 2-7)	-	2:53
* May 15, 2022	at Indiana-2	w 9-8	9	15-33-0	5-16-0	Culliver (W 2-1)	1756	3:56
May 17, 2022	OMAHA	L 7-10	(11)	15-34-0	5-16-0	Semb (L 1-5)	347	4:19
* May 19, 2022	NORTHWESTERN	w 15-14	9	16-34-0	6-16-0	Skoro (W 1-0)	405	3:31
* May 20, 2022	NORTHWESTERN	L 9-11	9	16-35-0	6-17-0	Massey (L 2-8)	485	3:13
* May 21, 2022	NORTHWESTERN	L 5-8	9	16-36-0	6-18-0	Skoro (L 1-1)	736	2:59

() extra inning game

2022 SEASON STATISTICS › OVERALL

The Automated ScoreBook Overall Statistics for Minnesota Gophers (as of May 21, 2022) (All games Sorted by Batting avg)

Record: 16-36 Home: 14-18 Away: 2-18 Conference: 6-18

Player	avg	gp-gs	ab	r	h	2b	3b	hr	rbi	tb	slg%	bb	hp	so	gdp	ob%	sf	sh	sb-att	po	a	e	fld%
28 Kelly, Jack	.324	51-50	179	39	58	18	3	8	45	106	.592	30	2	33	1	.421	3	2	4-7	80	57	9	.938
7 Bateman, Brett	.312	52-52	215	39	67	7	2	0	13	78	.363	23	3	22	4	.386	0	3	21-28	123	4	4	.969
33 Merila, Boston	.267	52-51	187	29	50	9	0	0	18	59	.316	19	10	29	5	.361	3	1	4-6	72	43	4	.966
6 Stanke, Chase	.228	51-50	189	29	43	15	0	13	42	97	.513	22	7	43	5	.323	5	1	4-5	439	45	2	.996
10 Stahl, Drew	.226	47-40	133	21	30	11	1	2	16	49	.368	31	2	38	1	.380	0	1	5-10	55	96	7	.956
4 Sweeny, Ronald	.219	50-43	155	26	34	8	1	7	15	65	.419	18	5	53	0	.320	0	2	10-10	335	20	5	.986
8 Wilhite, Andrew	.188	49-42	144	15	27	8	1	3	16	46	.319	12	7	46	5	.279	2	2	9-10	48	4	3	.945

16 Bertrand, Easton	.383	14-14	47	12	18	3	0	4	9	33	.702	2	4	15	0	.444	1	1	5-6	28	1	0	1.000
20 Swenson, Riley	.319	12-12	47	9	15	1	0	3	9	25	.532	1	2	12	2	.353	1	4	0-1	13	0	0	1.000
13 Grimm, Otto	.270	24-19	63	8	17	3	1	0	10	22	.349	11	1	14	3	.387	0	1	1-2	28	0	1	.966
9 Bork, Kyle	.224	36-27	98	13	22	3	1	4	20	39	.398	11	5	35	0	.330	1	0	0-2	51	15	4	.943
1 Larson, Jake	.209	21-11	43	8	9	1	0	1	4	13	.302	3	1	13	1	.271	1	0	1-1	9	12	4	.840
3 Counsell, Brady	.200	36-24	100	11	20	5	2	1	10	32	.320	9	3	24	2	.283	1	1	2-2	37	43	2	.976
35 Berghammer, Noah	.200	27-14	45	6	9	1	0	1	4	13	.289	6	2	15	1	.315	1	3	1-2	17	34	6	.895
27 Perry, Jake	.200	25-11	40	4	8	0	1	0	4	10	.250	11	0	12	0	.373	0	0	0-1	3	10	1	.929
2 Hauser, Joe	.171	14-7	35	3	6	0	0	1	5	9	.257	5	0	17	0	.275	0	0	1-1	6	10	1	.941
32 Becker, Chase	.000	6-1	4	0	0	0	0	0	0	0	.000	3	0	1	0	.429	0	0	0-0	1	0	0	1.000
21 Everson, Jared	.000	2-0	2	0	0	0	0	0	0	0	.000	0	0	1	0	.000	0	0	0-0	2	0	0	1.000
Totals	.251	52	1726	272	433	93	13	48	240	696	.403	217	54	423	30	.349	19	22	68-94	1366	472	66	.965
Opponents	.279	52	1819	372	507	89	7	47	338	751	.413	270	73	468	23	.390	19	19	89-106	1378	510	61	.969

LOB - Team (388), Opp (462). DPs turned - Team (27), Opp (34).

(All games Sorted by Earned run avg)

Player	era	w-l	app	gs	cg	sho	sv	ip	h	r	er	bb	so	2b	3b	hr	b/avg	wp	hp	bk	sfa	sha
22 Maldonado, Aidan	3.91	2-3	14	13	0	0/0	0	73.2	63	33	32	35	90	13	1	6	.232	4	7	1	1	5
44 Ireland, Sam	5.27	4-5	14	13	0	0/0	0	71.2	74	46	42	38	80	14	1	10	.267	4	10	1	5	2
40 Massey, J.P.	6.52	2-8	14	12	0	0/0	0	59.1	64	53	43	39	63	10	0	5	.264	12	6	0	1	1

38 Gurka, Michael	0.00	0-0	3	0	0	0/0	0	2.1	0	0	0	5	3	0	0	0	.000	2	0	0	0	0
29 Novotny, Tucker	3.86	1-1	6	1	0	0/1	0	14.0	14	7	6	6	14	1	0	2	.255	0	0	0	1	1
45 Skoro, Tom	4.50	1-1	27	1	0	0/0	1	32.0	35	18	16	10	34	8	0	5	.269	2	6	0	0	0
36 Culliver, Josh	4.87	2-1	21	0	0	0/0	0	20.1	18	14	11	11	20	4	0	3	.220	5	4	0	0	0
46 Rooney, Noah	6.33	0-0	16	0	0	0/1	0	21.1	24	15	15	11	18	3	0	2	.293	1	4	1	1	3
43 Holetz, Richie	7.41	1-3	14	3	0	0/1	1	34.0	41	37	28	14	29	3	0	4	.287	4	6	1	0	1
30 Clausen, Seth	8.31	0-0	14	0	0	0/0	0	17.1	26	16	16	15	16	2	0	0	.351	2	2	0	2	0
48 Dauman, Randon	8.59	0-0	10	0	0	0/0	0	7.1	7	7	7	12	9	2	2	1	.269	1	6	0	1	0
15 Liffbrig, Jack	9.00	1-4	14	3	0	0/1	1	29.0	39	31	29	4	22	7	1	5	.322	1	4	0	3	1
18 Semb, Will	9.51	1-5	23	0	0	0/0	2	23.2	32	25	25	19	28	5	0	0	.333	5	3	0	2	2
37 Schoeberl, Trent	9.82	0-2	5	2	0	0/0	0	7.1	9	8	8	5	3	3	0	1	.281	0	1	0	0	1
17 Malec, Sam	9.88	0-0	10	0	0	0/0	0	13.2	24	18	15	8	9	3	0	2	.393	3	3	0	1	1
32 Becker, Chase	10.12	0-0	3	0	0	0/0	0	2.2	3	3	3	5	0	0	0	0	.300	0	1	0	0	0
47 DeLuga, Noah	12.67	1-1	17	0	0	0/2	0	16.1	24	23	23	14	19	6	1	1	.333	2	3	0	1	1
19 Klassen, George	14.09	0-2	11	4	0	0/0	0	7.2	6	14	12	14	8	4	0	0	.207	3	7	0	0	0
39 Hall, Dawson	21.60	0-0	3	0	0	0/0	0	1.2	4	4	4	5	3	1	1	0	.444	0	0	0	0	0
Totals	6.56	16-36	52	52	0	2/2	5	455.1	507	372	332	270	468	89	7	47	.279	51	73	4	19	19
Opponents	4.58	36-16	52	52	1	2/1	15	459.1	433	272	234	217	423	93	13	48	.251	50	54	6	19	22

PB - Team (8), Stanke 7, Swenson 1, Opp (10). Pickoffs - Team (7), Skoro 3, Maldonado 1, Ireland 1, Malec 1, Stanke 1, Opp (11).

2022 SEASON STATISTICS › CONFERENCE ONLY

The Automated ScoreBook Conference statistics for Minnesota Gophers (as of May 21, 2022) (Conference games only Sorted by Batting avg)

Record: 6-18 Home: 5-7 Away: 1-11 Conference: 6-18

Player	avg	gp-gs	ab	r	h	2b	3b	hr	rbi	tb	slg%	bb	hp	so	gdp	ob%	sf	sh	sb-att	po	a	e	fld%
7 Bateman, Brett	.283	24-24	99	16	28	3	0	0	4	31	.313	11	1	8	4	.360	0	2	4-9	58	1	0	1.000
28 Kelly, Jack	.265	24-24	83	19	22	9	0	3	18	40	.482	19	0	16	1	.398	1	2	0-2	32	39	6	.922
10 Stahl, Drew	.259	19-17	58	7	15	6	0	1	6	24	.414	15	0	17	0	.411	0	1	1-4	22	41	4	.940
4 Sweeny, Ronald	.227	22-18	66	8	15	3	0	3	7	27	.409	6	4	24	0	.329	0	1	3-3	138	7	0	1.000
6 Stanke, Chase	.226	24-24	93	10	21	7	0	4	18	40	.430	9	2	28	4	.305	1	1	1-2	209	24	0	1.000
8 Wilhite, Andrew	.224	22-18	58	8	13	4	1	2	8	25	.431	8	2	17	3	.333	1	0	3-3	24	2	2	.929
33 Merila, Boston	.222	24-24	90	14	20	3	0	0	7	23	.256	7	7	17	3	.324	1	1	3-3	34	8	2	.955
9 Bork, Kyle	.222	18-16	54	8	12	1	1	2	12	21	.389	8	1	16	0	.333	0	0	0-0	43	3	3	.939
3 Counsell, Brady	.203	17-15	59	8	12	1	2	1	5	20	.339	5	1	14	1	.277	0	1	2-2	27	27	1	.982

27 Perry, Jake	.333	10-4	18	2	6	0	0	0	2	6	.333	5	0	6	0	.478	0	0	0-0	3	2	1	.833
20 Swenson, Riley	.325	10-10	40	6	13	1	0	3	9	23	.575	1	2	10	1	.364	1	2	0-1	0	0	0	.000
35 Berghammer, Noah	.242	16-11	33	4	8	1	0	1	2	12	.364	3	0	12	0	.297	1	3	1-2	10	23	6	.846
13 Grimm, Otto	.238	6-6	21	0	5	2	0	0	2	7	.333	0	1	6	1	.273	0	0	0-0	10	0	0	1.000
1 Larson, Jake	.190	9-5	21	6	4	1	0	0	3	5	.238	1	0	8	0	.217	1	0	1-1	7	6	2	.867
32 Becker, Chase	.000	1-0	1	0	0	0	0	0	0	0	.000	0	0	0	0	.000	0	0	0-0	0	0	0	.000
Totals	.244	24	794	116	194	42	4	20	103	304	.383	98	21	199	18	.340	7	14	19-32	624	217	31	.964
Opponents	.288	24	850	180	245	41	3	26	159	370	.435	131	27	216	12	.396	9	9	36-44	643	239	27	.970

LOB - Team (175), Opp (222). DPs turned - Team (15), Opp (20).

(Conference games only Sorted by Earned run avg)

Player	era	w-l	app	gs	cg	sho	sv	ip	h	r	er	bb	so	2b	3b	hr	b/avg	wp	hp	bks	sfa	sha
22 Maldonado, Aidan	3.74	1-1	8	8	0	0/0	0	45.2	39	20	19	22	58	8	1	3	.229	3	3	1	1	3
40 Massey, J.P.	7.39	0-6	8	7	0	0/0	0	31.2	41	31	26	24	36	5	0	3	.304	8	4	0	1	0
44 Ireland, Sam	7.82	1-5	8	7	0	0/0	0	38.0	49	35	33	20	42	8	1	9	.316	2	6	0	3	2

17 Malec, Sam	0.00	0-0	2	0	0	0/0	0	2.1	2	0	0	3	1	0	0	0	.250	0	2	0	0	0
48 Dauman, Randon	0.00	0-0	2	0	0	0/0	0	1.1	0	0	0	2	1	0	0	0	.000	0	2	0	0	0
38 Gurka, Michael	0.00	0-0	1	0	0	0/0	0	0.2	0	0	0	0	1	0	0	0	.000	1	0	0	0	0
36 Culliver, Josh	5.23	2-1	13	0	0	0/0	0	10.1	9	9	6	5	8	2	0	2	.214	3	2	0	0	0
45 Skoro, Tom	5.75	1-1	15	1	0	0/0	1	20.1	25	15	13	7	20	6	0	4	.287	2	2	0	0	0
47 DeLuga, Noah	7.15	1-1	9	0	0	0/0	0	11.1	14	9	9	7	13	2	1	1	.292	2	2	0	0	1
46 Rooney, Noah	7.45	0-0	8	0	0	0/0	0	9.2	12	8	8	7	9	2	0	1	.316	0	1	0	1	2
43 Holetz, Richie	8.00	0-1	7	1	0	0/0	0	18.0	21	20	16	10	13	0	0	2	.269	4	0	1	0	1
15 Liffbrig, Jack	9.53	0-1	5	0	0	0/0	1	5.2	6	6	6	3	7	3	0	0	.261	1	0	0	0	0
29 Novotny, Tucker	10.80	0-0	1	0	0	0/0	0	1.2	3	3	2	1	2	1	0	1	.375	0	0	0	1	0
19 Klassen, George	13.50	0-0	3	0	0	0/0	0	1.1	1	4	2	6	0	1	0	0	.200	0	1	0	0	0
18 Semb, Will	17.55	0-1	9	0	0	0/0	0	6.2	15	13	13	9	3	2	0	0	.484	3	2	0	1	0
30 Clausen, Seth	18.90	0-0	4	0	0	0/0	0	3.1	8	7	7	5	2	1	0	0	.471	1	0	0	1	0
Totals	6.92	6-18	24	24	0	0/0	2	208.0	245	180	160	131	216	41	3	26	.288	30	27	2	9	9
Opponents	4.20	18-6	24	24	0	1/1	8	214.1	194	116	100	98	199	42	4	20	.244	17	21	1	7	14

PB - Team (6), Stanke 6, Opp (3). Pickoffs - Team (3), Stanke 1, Ireland 1, Skoro 1, Opp (3).

The Automated ScoreBook
Overall Statistics for Minnesota Gophers (as of May 21, 2022)
(All games Sorted by Fielding pct)

Player	c	po	a	e	fld%	dp	sba	csb	sba%	pb	ci
16 Bertrand, Easton	29	28	1	0	1.000	0	0	0	.000	0	0
20 Swenson, Riley	13	13	0	0	1.000	0	2	0	1.000	1	0
46 Rooney, Noah	11	0	11	0	1.000	0	2	0	1.000	0	0
44 Ireland, Sam	10	0	10	0	1.000	0	16	3	.842	0	0
36 Culliver, Josh	7	2	5	0	1.000	0	4	1	.800	0	0
15 Liffbrig, Jack	6	1	5	0	1.000	0	2	0	1.000	0	0
45 Skoro, Tom	5	1	4	0	1.000	0	3	0	1.000	0	0
47 DeLuga, Noah	4	0	4	0	1.000	0	0	1	.000	0	0
19 Klassen, George	2	0	2	0	1.000	0	3	0	1.000	0	0
21 Everson, Jared	2	2	0	0	1.000	0	0	0	.000	0	0
30 Clausen, Seth	2	2	0	0	1.000	0	1	1	.500	0	0
32 Becker, Chase	1	1	0	0	1.000	0	0	0	.000	0	0
38 Gurka, Michael	1	0	1	0	1.000	0	1	0	1.000	0	0
37 Schoeberl, Trent	1	0	1	0	1.000	0	1	0	1.000	0	0
6 Stanke, Chase	486	439	45	2	.996	2	82	16	.837	7	0
4 Sweeny, Ronald	360	335	20	5	.986	21	0	0	.000	0	0
3 Counsell, Brady	82	37	43	2	.976	6	0	0	.000	0	0
7 Bateman, Brett	131	123	4	4	.969	1	0	0	.000	0	0
33 Merila, Boston	119	72	43	4	.966	4	0	0	.000	0	0
13 Grimm, Otto	29	28	0	1	.966	0	0	0	.000	0	0
10 Stahl, Drew	158	55	96	7	.956	16	0	0	.000	0	0
8 Wilhite, Andrew	55	48	4	3	.945	0	0	0	.000	0	0
9 Bork, Kyle	70	51	15	4	.943	4	0	0	.000	0	0
2 Hauser, Joe	17	6	10	1	.941	2	0	0	.000	0	0
28 Kelly, Jack	146	80	57	9	.938	6	4	0	1.000	0	0
22 Maldonado, Aidan	16	4	11	1	.938	0	13	4	.765	0	0
27 Perry, Jake	14	3	10	1	.929	0	0	0	.000	0	0
35 Berghammer, Noah	57	17	34	6	.895	7	0	0	.000	0	0
43 Holetz, Richie	9	2	6	1	.889	1	5	0	1.000	0	0
1 Larson, Jake	25	9	12	4	.840	0	0	0	.000	0	0
18 Semb, Will	4	0	3	1	.750	0	11	1	.917	0	0
17 Malec, Sam	11	2	6	3	.727	0	7	1	.875	0	0
40 Massey, J.P.	18	5	8	5	.722	0	17	3	.850	0	0
29 Novotny, Tucker	2	0	1	1	.500	0	2	0	1.000	0	0
48 Dauman, Randon	1	0	0	1	.000	0	1	2	.333	0	0
39 Hall, Dawson	0	0	0	0	.000	0	0	0	.000	0	0
Totals	1904	1366	472	66	.965	27	89	17	.840	8	0
Opponents	1949	1378	510	61	.969	34	68	26	.723	10	0

Hitting minimums - 1 Games 2.0 AB/Game 1 TPA

Pitching minimums - 1 Games 1.0 IP/Game

2022 SEASON STATISTICS › GAME-BY-GAME HITTING

The Automated ScoreBook Team Game-by-Game for Minnesota Gophers (as of May 21, 2022) Batting (All games)

Date	Opponent	ab	r	h	rbi	2b	3b	hr	tb	bb	ibb	sb	cs	hbp	sac	sf	gdp	k	po	a	e	lob	avg
Feb 18	at Florida Atlantic	36	9	12	8	5	0	1	20	8	0	4	1	2	0	1	2	8	27	10	2	11	.333
Feb 19	at Florida Atlantic	34	2	7	2	0	1	0	9	1	0	0	1	1	0	0	0	8	24	9	0	7	.271
Feb 20	at Florida Atlantic	34	4	7	4	3	0	2	16	2	0	0	0	2	0	0	0	9	24	12	3	7	.250
Feb 21	at Florida Atlantic	36	9	10	8	2	0	4	24	3	0	0	1	2	0	0	0	9	24	2	1	5	.257
Feb 23	at FGCU	36	5	8	4	1	0	1	12	5	0	2	0	1	0	0	0	12	24	8	1	10	.250
Feb 25	NORTHEASTERN	28	3	7	3	2	0	0	9	2	0	2	1	2	0	1	0	5	27	7	0	6	.250
Feb 26	INDIANA STATE	34	3	7	2	3	0	0	10	1	0	0	0	0	0	0	0	8	27	9	0	5	.244
Feb 27	INDIANA STATE	39	8	11	8	0	0	2	17	4	1	3	0	1	0	0	0	10	27	9	2	9	.249
Mar 01	ST. THOMAS	35	12	12	11	2	0	5	29	12	0	4	0	3	0	0	0	10	27	7	0	14	.260
Mar 02	SOUTH DAKOTA STAT	36	5	13	3	3	1	1	21	3	0	2	1	1	0	1	2	5	27	8	2	9	.270
Mar 04	WEST VIRGINIA	37	4	10	3	1	0	2	17	1	0	1	0	2	0	0	0	10	27	10	1	9	.270
Mar 05	KANSAS	34	8	12	7	3	0	1	18	4	0	3	0	0	2	1	0	10	27	8	0	9	.277
Mar 06	NOTRE DAME	27	1	1	1	0	0	1	4	2	0	0	1	1	0	0	0	12	27	18	1	2	.262
Mar 08	NORTH DAKOTA STAT	35	2	8	2	4	0	0	12	2	0	0	0	0	0	0	0	10	27	6	2	8	.260
Mar 11	AIR FORCE	35	7	10	5	4	0	0	14	2	0	0	0	1	0	1	0	6	27	7	2	5	.262
Mar 12	AIR FORCE	31	6	5	6	1	0	1	9	3	0	1	0	3	0	0	0	9	27	12	0	4	.256
Mar 13	AIR FORCE	29	7	8	4	0	2	1	15	7	0	0	1	2	0	1	1	6	27	11	1	8	.257
Mar 18	at Creighton	33	4	6	4	2	1	0	10	10	3	3	0	0	1	1	0	7	25	4	1	14	.253
Mar 19	at Creighton	35	7	10	7	2	1	1	17	4	0	0	0	1	0	1	1	6	24	8	5	7	.255
Mar 20	at Creighton	30	2	5	2	0	0	0	5	1	0	4	0	1	1	1	0	4	24	9	0	5	.251
Mar 25	WESTERN ILLINOIS	35	11	14	10	2	1	2	24	6	0	3	0	0	0	0	0	5	27	9	2	6	.258
Mar 26	WESTERN ILLINOIS	29	7	9	7	3	0	0	12	7	0	2	1	0	0	1	2	6	27	16	2	6	.260
Mar 27	WESTERN ILLINOIS	28	6	7	5	3	0	1	13	6	0	2	1	1	2	1	0	5	27	6	1	8	.260
*Apr 01	at Rutgers	34	4	6	4	3	0	1	12	2	0	0	0	0	0	0	0	13	24	6	0	5	.256
*Apr 02	at Rutgers	31	2	6	2	1	0	1	10	2	0	0	0	0	0	0	0	8	24	6	2	4	.254
*Apr 02	at Rutgers	32	2	6	2	0	0	1	9	3	0	0	0	0	0	0	2	7	24	9	1	6	.251
*Apr 08	MARYLAND	35	7	10	7	2	0	2	18	7	0	1	0	0	1	1	0	9	27	14	1	10	.253
*Apr 09	MARYLAND	29	4	5	3	0	1	0	7	10	0	1	1	3	0	0	2	10	27	8	2	11	.250
*Apr 10	MARYLAND	30	4	5	3	2	1	0	9	2	1	0	0	0	0	0	1	7	27	11	0	4	.248
Apr 12	ST. THOMAS	28	2	5	2	1	0	0	6	4	0	2	1	0	0	0	0	5	27	13	3	6	.246
*Apr 15	at IOWA	35	3	7	3	2	0	0	9	0	0	0	0	1	0	0	0	13	24	6	2	6	.244
*Apr 16	at IOWA	28	1	5	1	0	0	1	8	3	0	1	0	0	0	0	2	12	24	10	3	3	.242
*Apr 17	at IOWA	32	3	8	3	4	0	0	12	5	1	0	0	0	1	1	1	7	24	6	1	9	.243
Apr 19	ST. THOMAS	29	0	3	0	0	0	0	3	3	0	0	0	0	0	0	1	9	27	10	0	5	.239
*Apr 22	PENN ST.	33	7	11	3	6	0	0	17	3	0	0	1	1	1	0	1	8	27	8	0	7	.242
*Apr 23	PENN ST.	30	1	6	1	0	0	0	6	4	0	2	2	1	1	0	1	6	27	16	3	8	.241
*Apr 24	PENN ST.	38	5	12	5	0	0	2	18	2	0	4	0	2	2	0	0	6	27	8	1	12	.243
Apr 26	SOUTH DAKOTA STAT	33	6	9	6	1	0	0	10	7	0	2	1	2	1	0	2	10	27	2	1	10	.244
Apr 27	ST. THOMAS	32	9	11	7	1	0	0	12	5	0	4	0	2	1	0	1	11	27	10	0	7	.246
*Apr 29	at Michigan State	33	4	7	4	2	0	1	12	4	0	0	0	0	0	0	2	4	24	9	1	6	.245
*Apr 30	at Michigan State	28	1	6	1	1	0	0	7	2	0	1	1	1	2	0	2	5	24	12	0	5	.245
*May 01	at Michigan State	37	7	10	7	2	0	0	12	5	0	1	0	0	0	0	0	8	24	6	3	8	.245
*May 06	NEBRASKA	36	5	10	4	2	0	1	15	2	0	0	0	1	0	2	0	8	27	8	1	9	.246
*May 07	NEBRASKA	44	9	14	6	2	0	0	16	9	2	1	2	0	2	1	0	14	36	17	4	13	.248
*May 08	NEBRASKA	28	3	7	3	4	0	1	14	2	0	0	1	1	1	1	0	9	27	8	1	6	.248
*May 13	at Indiana	31	6	7	6	1	0	1	11	8	1	1	0	4	1	0	1	6	24	8	0	11	.248
*May 15	at Indiana	27	0	1	0	0	0	0	1	4	0	0	2	0	0	0	1	10	24	9	1	4	.244
*May 15	at Indiana	35	9	9	8	0	1	2	17	7	0	1	0	1	2	0	0	7	27	3	0	9	.245
May 17	OMAHA	44	7	12	6	2	2	2	24	4	0	5	2	2	0	1	0	9	33	15	2	11	.245
*May 19	NORTHWESTERN	37	15	16	14	5	1	1	26	6	0	3	2	3	0	1	0	7	27	10	2	8	.250
*May 20	NORTHWESTERN	36	9	12	8	1	0	3	22	4	0	1	1	1	0	0	2	5	27	11	0	5	.251
*May 21	NORTHWESTERN	35	5	8	5	2	0	2	16	2	1	1	0	1	0	0	0	10	27	8	2	6	.251
Totals		1726	272	433	240	93	13	48	696	217	10	68	26	54	22	19	30	423	1366	472	66	388	.251

2022 SEASON STATISTICS › GAME-BY-GAME PITCHING

The Automated ScoreBook Team Game-by-Game for Minnesota Gophers (as of May 21, 2022) Pitching (All games)

Date	Opponent	ip	h	r	er	bb	so	2b	3b	hr	wp	bk	hbp	dp	ibb	score	w-l	sv	era
Feb 18	at Florida Atlantic	9.0	5	1	1	7	8	2	0	0	1	0	2	0	0	9-1	1-0	0	1.00
Feb 19	at Florida Atlantic	8.0	9	8	8	4	9	2	0	1	1	1	3	0	0	2-8	1-1	0	4.76
Feb 20	at Florida Atlantic	8.0	14	13	8	6	6	2	0	2	0	0	3	0	0	4-13	1-2	0	6.12
Feb 21	at Florida Atlantic	8.0	15	17	17	8	11	4	1	4	0	0	3	0	0	9-17	1-3	0	9.27
Feb 23	at FGCU	8.0	11	13	9	7	5	2	0	3	1	0	3	1	0	5-13	1-4	0	9.44
Feb 25	NORTHEASTERN	9.0	6	1	1	3	12	0	0	0	0	0	2	0	0	3-1	2-4	1	7.92
Feb 26	INDIANA STATE	9.0	22	16	16	5	7	3	1	1	1	0	2	1	1	3-16	2-5	1	9.15
Feb 27	INDIANA STATE	9.0	11	14	13	7	8	2	0	1	6	0	1	0	0	8-14	2-6	1	9.66
Mar 01	ST. THOMAS	9.0	4	0	0	0	2	0	0	0	0	0	0	1	0	12-0	3-6	1	8.53
Mar 02	SOUTH DAKOTA STAT	9.0	11	7	6	1	12	3	0	1	1	0	3	0	0	5-7	3-7	1	8.27
Mar 04	WEST VIRGINIA	9.0	12	5	4	4	11	1	0	1	1	1	0	0	0	4-5	3-8	1	7.86
Mar 05	KANSAS	9.0	8	1	1	3	10	1	0	0	0	0	0	0	0	8-1	4-8	1	7.27
Mar 06	NOTRE DAME	9.0	7	3	3	2	5	4	0	0	0	0	1	0	0	1-3	4-9	1	6.93
Mar 08	NORTH DAKOTA STAT	9.0	8	5	5	4	12	3	0	2	0	0	0	0	0	2-5	4-10	1	6.79
Mar 11	AIR FORCE	9.0	11	8	7	0	14	2	0	0	0	0	2	0	0	7-8	4-11	1	6.80
Mar 12	AIR FORCE	9.0	9	15	15	13	9	2	0	0	2	0	5	1	0	6-15	4-12	1	7.33
Mar 13	AIR FORCE	9.0	10	6	6	4	10	2	0	2	1	0	2	2	0	7-6	5-12	1	7.25
Mar 18	at Creighton	8.1	10	5	4	6	8	1	0	0	0	0	1	1	1	4-5	5-13	1	7.09
Mar 19	at Creighton	8.0	10	14	11	9	8	2	1	1	0	0	4	0	0	7-14	5-14	1	7.35
Mar 20	at Creighton	8.0	5	4	4	7	6	0	0	0	2	0	3	0	0	2-4	5-15	1	7.22
Mar 25	WESTERN ILLINOIS	9.0	7	4	3	6	7	1	0	0	0	0	0	1	0	11-4	6-15	2	7.01
Mar 26	WESTERN ILLINOIS	9.0	6	2	0	1	9	2	0	0	1	0	1	0	0	7-2	7-15	2	6.68
Mar 27	WESTERN ILLINOIS	9.0	5	1	1	5	13	2	0	0	0	0	0	1	0	6-1	8-15	2	6.42
*Apr 01	at Rutgers	8.0	10	6	6	4	10	1	0	1	2	0	0	0	0	4-6	8-16	2	6.44
*Apr 02	at Rutgers	8.0	10	9	8	8	9	4	0	0	3	0	1	0	0	2-9	8-17	2	6.53
*Apr 02	at Rutgers	8.0	12	11	9	6	9	3	0	1	2	0	2	1	0	2-11	8-18	2	6.66
*Apr 08	MARYLAND	9.0	11	11	10	10	11	1	0	5	1	0	6	3	0	7-11	8-19	2	6.79
*Apr 09	MARYLAND	9.0	9	5	3	7	12	0	0	0	3	0	0	1	0	4-5	8-20	2	6.65
*Apr 10	MARYLAND	9.0	10	3	3	3	10	1	0	0	0	0	1	1	0	4-3	9-20	3	6.52
Apr 12	ST. THOMAS	9.0	4	1	1	0	5	0	0	0	0	0	0	0	0	2-1	10-20	4	6.33
*Apr 15	at IOWA	8.0	12	9	9	3	6	2	0	2	0	0	2	1	1	3-9	10-21	4	6.44
*Apr 16	at IOWA	8.0	6	2	2	3	9	0	0	0	2	0	3	1	0	1-2	10-22	4	6.32
*Apr 17	at IOWA	8.0	11	9	9	5	13	2	0	0	4	0	2	1	0	3-9	10-23	4	6.43
Apr 19	ST. THOMAS	9.0	12	6	6	6	11	0	0	1	0	0	1	0	0	0-6	10-24	4	6.41
*Apr 22	PENN ST.	9.0	6	3	3	4	12	1	1	0	1	0	0	1	0	7-3	11-24	4	6.31
*Apr 23	PENN ST.	9.0	12	5	5	3	5	3	0	1	1	0	0	0	0	1-5	11-25	4	6.27
*Apr 24	PENN ST.	9.0	5	6	5	6	7	2	1	1	1	1	1	0	0	5-6	11-26	4	6.24
Apr 26	SOUTH DAKOTA STAT	9.0	13	12	12	10	12	3	1	1	1	0	4	0	1	6-12	11-27	4	6.39
Apr 27	ST. THOMAS	9.0	3	0	0	0	13	0	0	0	0	0	0	2	0	9-0	12-27	4	6.22
*Apr 29	at Michigan State	8.0	11	8	7	4	5	1	0	2	0	0	0	0	0	4-8	12-28	4	6.26
*Apr 30	at Michigan State	8.0	7	2	2	3	4	0	0	1	0	0	1	1	0	1-2	12-29	4	6.17
*May 01	at Michigan State	8.0	10	9	7	8	12	2	0	2	1	0	0	0	0	7-9	12-30	4	6.21
*May 06	NEBRASKA	9.0	14	12	11	7	7	1	0	1	4	0	2	0	1	5-12	12-31	4	6.33
*May 07	NEBRASKA	12.0	11	8	6	7	7	2	0	1	1	0	3	0	0	9-8	13-31	4	6.27
*May 08	NEBRASKA	9.0	5	1	1	2	10	2	0	0	0	0	0	2	0	3-1	14-31	5	6.15
*May 13	at Indiana	8.0	10	8	8	8	8	2	0	0	0	0	1	0	0	6-8	14-32	5	6.20
*May 15	at Indiana	8.0	11	12	9	6	7	4	1	1	1	0	1	1	0	0-12	14-33	5	6.28
*May 15	at Indiana	9.0	13	8	8	6	14	2	0	1	1	0	0	1	0	9-8	15-33	5	6.32
May 17	OMAHA	11.0	14	10	10	11	9	2	0	0	2	0	0	1	1	7-10	15-34	5	6.37
*May 19	NORTHWESTERN	9.0	14	14	13	5	7	2	0	4	0	0	0	0	0	15-14	16-34	5	6.50
*May 20	NORTHWESTERN	9.0	12	11	11	9	14	1	0	1	2	0	1	0	0	9-11	16-35	5	6.59
*May 21	NORTHWESTERN	9.0	13	8	5	4	8	2	0	1	0	0	1	0	0	5-8	16-36	5	6.56
Totals		455.1	507	372	332	270	468	89	7	47	51	4	73	27	6	272-372	16-36	5	6.56

The Automated ScoreBook
Batting Leaders for Minnesota Gophers (as of May 21, 2022)
(All games)

Hitting minimums - 1 Games 2.0 AB/Game 1 TPA
Pitching minimums - 1 Games 1.0 IP/Game

Batting avg		Slugging pct		On base pct	
1. 28 Kelly, Jack	.324	1. 28 Kelly, Jack	.592	1. 28 Kelly, Jack	.421
2. 7 Bateman, Brett	.312	2. 6 Stanke, Chase	.513	2. 7 Bateman, Brett	.386
3. 33 Merila, Boston	.267	3. 4 Sweeny, Ronald	.419	3. 10 Stahl, Drew	.380
4. 6 Stanke, Chase	.228	4. 10 Stahl, Drew	.368	4. 33 Merila, Boston	.361
5. 10 Stahl, Drew	.226	5. 7 Bateman, Brett	.363	5. 6 Stanke, Chase	.323
Runs scored		Hits		Runs batted in	
1. 7 Bateman, Brett	39	1. 7 Bateman, Brett	67	1. 28 Kelly, Jack	45
2. 28 Kelly, Jack	39	2. 28 Kelly, Jack	58	2. 6 Stanke, Chase	42
3. 33 Merila, Boston	29	3. 33 Merila, Boston	50	3. 9 Bork, Kyle	20
4. 6 Stanke, Chase	29	4. 6 Stanke, Chase	43	4. 33 Merila, Boston	18
5. 4 Sweeny, Ronald	26	5. 4 Sweeny, Ronald	34	5. 2 tied at.....	16
Doubles		Triples		Home runs	
1. 28 Kelly, Jack	18	1. 28 Kelly, Jack	3	1. 6 Stanke, Chase	13
2. 6 Stanke, Chase	15	2. 3 Counsell, Brady	2	2. 28 Kelly, Jack	8
3. 10 Stahl, Drew	11	3. 7 Bateman, Brett	2	3. 4 Sweeny, Ronald	7
4. 33 Merila, Boston	9	4. 6 tied at....	1	4. 9 Bork, Kyle	4
5. 2 tied at.....	8			16 Bertrand, Easton	4
Total bases		Walks		Hit by pitch	
1. 28 Kelly, Jack	106	1. 10 Stahl, Drew	31	1. 33 Merila, Boston	10
2. 6 Stanke, Chase	97	2. 28 Kelly, Jack	30	2. 6 Stanke, Chase	7
3. 7 Bateman, Brett	78	3. 7 Bateman, Brett	23	8 Wilhite, Andrew	7
4. 4 Sweeny, Ronald	65	4. 6 Stanke, Chase	22	4. 4 Sweeny, Ronald	5
5. 33 Merila, Boston	59	5. 33 Merila, Boston	19	9 Bork, Kyle	5
Sac bunts		Sac flies		Stolen bases	
1. 20 Swenson, Riley	4	1. 6 Stanke, Chase	5	1. 7 Bateman, Brett	21
2. 7 Bateman, Brett	3	2. 33 Merila, Boston	3	2. 4 Sweeny, Ronald	10
35 Berghammer, Noah	3	28 Kelly, Jack	3	3. 8 Wilhite, Andrew	9
4. 3 tied at.....	2	4. 8 Wilhite, Andrew	2	4. 16 Bertrand, Easton	5
		5. 6 tied at.....	1	10 Stahl, Drew	5
Caught stealing		Steal attempts		Stolen base pct	
1. 7 Bateman, Brett	7	1. 7 Bateman, Brett	28	1. 4 Sweeny, Ronald	1.000
2. 10 Stahl, Drew	5	2. 10 Stahl, Drew	10	2. 8 Wilhite, Andrew	.900
3. 28 Kelly, Jack	3	4 Sweeny, Ronald	10	3. 6 Stanke, Chase	.800
4. 33 Merila, Boston	2	8 Wilhite, Andrew	10	4. 7 Bateman, Brett	.750
9 Bork, Kyle	2	5. 28 Kelly, Jack	7	5. 33 Merila, Boston	.667
Strikeouts		Grounded into DP		Total plate appearances	
1. 4 Sweeny, Ronald	53	1. 33 Merila, Boston	5	1. 7 Bateman, Brett	244
2. 8 Wilhite, Andrew	46	6 Stanke, Chase	5	2. 6 Stanke, Chase	224
3. 6 Stanke, Chase	43	8 Wilhite, Andrew	5	3. 33 Merila, Boston	220
4. 10 Stahl, Drew	38	4. 7 Bateman, Brett	4	4. 28 Kelly, Jack	216
5. 9 Bork, Kyle	35	5. 13 Grimm, Otto	3	5. 4 Sweeny, Ronald	180
At bats		Games played		Game starts	
1. 7 Bateman, Brett	215	1. 7 Bateman, Brett	52	1. 7 Bateman, Brett	52
2. 6 Stanke, Chase	189	33 Merila, Boston	52	2. 33 Merila, Boston	51
3. 33 Merila, Boston	187	3. 6 Stanke, Chase	51	3. 28 Kelly, Jack	50
4. 28 Kelly, Jack	179	28 Kelly, Jack	51	6 Stanke, Chase	50
5. 4 Sweeny, Ronald	155	5. 4 Sweeny, Ronald	50	5. 4 Sweeny, Ronald	43
Games as sub					
1. 27 Perry, Jake	14				
2. 35 Berghammer, Noah	13				
3. 3 Counsell, Brady	12				
4. 1 Larson, Jake	10				
5. 9 Bork, Kyle	9				

The Automated ScoreBook
Games Summary for Minnesota Gophers (as of May 21, 2022)
(All games)

Score by innings	1	2	3	4	5	6	7	8	9	EX	Total
Minnesota Gophers	41	24	33	31	44	24	34	23	14	4	272
Opponents	38	34	36	57	54	37	37	57	16	6	372

Record when ...

Overall	16-36	After 6 leading	13-7
Conference	6-18 trailing	1-28
Non-Conference	10-18 tied	2-1
Home games	14-18	After 7 leading	13-5
Away games	2-18 trailing	1-28
Neutral site	0-0 tied	2-3
Day games	15-31	After 8 leading	14-1
Night games	1-5 trailing	2-34
vs Left starter	6-5 tied	0-1
vs Right starter	10-31		
1-Run games	6-7	Hit 0 home runs	7-15
2-Run games	2-7	... 1 home run	6-12
5+Run games	7-16	... 2+ home runs	3-9
Extra innings	1-1		
Shutouts	2-2	Opponent 0 home runs	12-11
	 1 home run	2-17
	 2+ HRs	2-8
Scoring 0-2 runs	1-11		
..... 3-5 runs	3-14		
..... 6-9 runs	9-11	Made 0 errors	7-9
..... 10+ runs	3-0	... 1 error	3-13
		... 2+ errors	6-14
Opponent 0-2 runs	9-2		
..... 3-5 runs	3-7	Opp. made 0 errors	4-13
..... 6-9 runs	3-13 1 error	3-11
..... 10+ runs	1-14 2+ errors	9-12
Scored in 1st inning	10-12	Out-hit opponent	13-2
Opp. scored in 1st	2-18	Out-hit by opponent	3-28
Scores first	10-10	Hits are tied	0-6
Opp. scores first	6-26		

Record when team scores:

Runs	0	1	2	3	4	5	6	7	8	9	10+
W-L	0-2	0-4	1-5	2-3	1-6	0-5	1-3	3-5	1-1	4-2	3-0

Record when opponent scores:

Runs	0	1	2	3	4	5	6	7	8	9	10+
W-L	2-0	6-0	1-2	2-1	1-1	0-5	1-3	0-1	2-5	0-4	1-14

Record when leading after:

Inn.	1	2	3	4	5	6	7	8
W-L	9-7	8-11	11-12	13-10	13-6	13-7	13-5	14-1

Record when trailing after:

Inn.	1	2	3	4	5	6	7	8
W-L	0-13	5-18	4-22	3-25	2-27	1-28	1-28	2-34

Record when tied after:

Inn.	1	2	3	4	5	6	7	8
W-L	7-16	3-7	1-2	0-1	1-3	2-1	2-3	0-1

Current losing streak: 2
Longest winning streak: 3
Longest losing streak: 5

Home attendance : 18156 (32 dates avg = 567)
Away attendance : 16162 (19 dates avg = 850)
Total attendance: 34318 (51 dates avg = 672)

2023 | STARTING LINEUPS

[illegible]

2023 › BATTING ORDER

[illegible]



- 3X PERFECT GAME HM ALL-AMERICAN
- EARNED ALL-LEAGUE HONORS 2019-21
- RECRUITED BY BROWN, COLUMBIA, OREGON, WASHINGTON AND WASH. STATE
- HIT FIRST HOME RUN LAST YEAR AGAINST OMAHA ON 5/17/22

YEAR	AVG	BP	GS	AB	R	H	2B	3B	HR	RBI	SLG%	BB	HBP	SO	GDP	OB%	SF	SH	SB	PO	A	E	FLD%
2022	.209	21	11	43	8	9	1	0	1	4	.302	3	1	13	1	.271	1	0	1	9	12	4	.840
2023																							
Total	.209	21	11	43	8	9	1	0	1	4	.302	3	1	13	1	.271	1	0	1	9	12	4	.840



- ASU TRANSFER WHO PITCHED IN 10 GAMES, 16.1 IP, 7.71 ERA, 14 K'S IN 2021
- NO. 7 2020 PROSPECT IN WIS. BY PERFECT GAME, 2ND BEST SS
- 2020 PG PRESEASON ALL-AMERICAN
- MISSED 38 GAMES WITH A HIP INJURY IN 2022
- GRAND SLAM AT FCGU. 2/23/22

YEAR	AVG	GP	GS	AB	R	H	2B	3B	HR	RBI	SLG%	BB	HBP	SO	GDP	OB%	SF	SH	SB	PO	A	E	FLD%
2022	.171	14	7	35	3	6	0	0	1	5	.257	5	0	17	0	.275	0	0	1	6	10	1	.941
2023																							
TOTAL	.171	14	7	35	3	6	0	0	1	5	.257	5	0	17	0	.275	0	0	1	6	10	1	.941



- PERFECT GAME NO. 2 2021 SS IN WISCONSIN, NO. 7 OVERALL PLAYER
- SON OF MILWAUKEE BREWERS MANAGER AND MLB GREAT CRAIG COUNSELL
- 2021 1ST TEAM ALL-DISTRICT, HM ALL-STATE
- LED ALL MINNESOTA FRESHMAN IN HITS, DOUBLES AND RBI IN 2022
- TOP B1G 2024 MLB DRAFT PROSPECT (P. GAME)

YEAR	AVG	BP	GS	AB	R	H	2B	3B	HR	RBI	SLG%	BB	HBP	SO	GDP	OB%	SF	SH	SB	PO	A	E	FLD%
2022	.200	36	24	100	11	20	5	2	1	10	.320	9	3	24	2	.283	1	1	2	37	43	2	.976
2023																							
Total	.200	36	24	100	11	20	5	2	1	10	.320	9	3	24	2	.283	1	1	2	37	43	2	.976



- 2021 POST BULLETIN ALL-AREA PLAYER OF THE YEAR HIT .543 AS A JUNIOR WITH EIGHT HOME RUNS, 48 RBI, 52 RUNS SCORED
- ON THE MOUND, FRITCHER HELD A SENSATIONAL 11-0 RECORD WITH A 1.55 ERA AND 90 STRIKEOUTS IN 49.2 INNINGS PITCHED
- HE GRABBED AN 29 REBOUNDS IN HAYFIELD'S STATE SEMIFINAL BASKETBALL WIN IN 2021

YEAR	AVG	GP	GS	AB	R	H	2B	3B	HR	RBI	SLG%	BB	HBP	SO	GDP	OB%	SF	SH	SB	PO	A	E	FLD%
2023																							
TOTAL	.000	0	0	0	0	0	0	0	0	0	.000	0	0	0	0	.000	0	0	0	0	0	0	0.000



6 KRIS HOKENSON

Freshman Outfielder • 6-0 • 175 • Bats: L • Throws: L • St. Louis Park, Minn. (St. Louis Park H.S.)

2023 SEASON (LAST)	CATEGORY	CAREER HIGH (LAST)
0 (N/A)	AB	0 (N/A)
0 (N/A)	H	0 (N/A)
0 (N/A)	2B	0 (N/A)
0 (N/A)	3B	0 (N/A)
0 (N/A)	HR	0 (N/A)
0 (N/A)	RBI	0 (N/A)
0 (N/A)	SB	0 (N/A)

- 2022 MINNESOTA STAR TRIBUNE METRO PLAYER OF THE YEAR
- IN 2021, HOKENSON HIT .348 WITH ONE HOME RUN, 16 RBI, 12 DOUBLES AND 22 RUNS SCORED
- ON THE MOUND, HE WENT 4-0 WITH AN 0.45 ERA IN 31.0 INNINGS PITCHED WITH 58 STRIKEOUTS
- TOP-10 OVERALL PLAYER IN THE STATE BY PERFECT GAME (NO. 7) AND PREP BASEBALL REPORT (NO. 9)

YEAR	AVG	GP	GS	AB	R	H	2B	3B	HR	RBI	SLG%	BB	HBP	SO	GDP	OB%	SF	SH	SB	PO	A	E	FLD%
2023																							
TOTAL	.000	0	0	0	0	0	0	0	0	0	.000	0	0	0	0	.000	0	0	0	0	0	0	0.000



07 BRETT BATEMAN

Junior Outfielder • 5-10 • 170 • Bats: L • Throws: L • Arden Hills, Minnesota (Mounds View H.S.)

2022 SEASON (LAST)	CATEGORY	CAREER HIGH (LAST)
5 (OMA, 5/17/22)	AB	5 (OMA, 5/17/22)
3 (UST, 4/27/22)	H	4 (MSU 4/4/21)
1 (PSU, 4/22/22)	2B	1 (PSU, 4/22/22)
1 (CU, 3/19/22)	3B	1 (CU, 3/19/22)
0 (N/A)	HR	0 (N/A)
3 (SDSU, 4/26/22)	RBI	3 (SDSU, 4/26/22)
2 (OMA, 5/17/22)	SB	2 (OMA, 5/17/22)

- STARTED EVERY GAME IN 2022, THE ONLY GOLD-EN GOPHER TO DO SO
- LEADING RETURNER IN AVERAGE, HITS AND STOLEN BASES
- 2023 BIG TEN PLAYER TO WATCH
- PREP BASEBALL REPORT'S NO. 1 OUTFIELDER AND NO. 6 OVERALL PLAYER IN MINNESOTA

YEAR	AVG	GP	GS	AB	R	H	2B	3B	HR	RBI	SLG%	BB	HBP	SO	GDP	OB%	SF	SH	SB	PO	A	E	FLD%
2021	.250	26	20	76	12	19	5	0	0	5	.316	9	2	16	0	.345	0	2	4	59	0	0	1.000
2022	.312	52	52	215	39	67	7	2	0	13	.363	23	3	22	4	.386	0	3	21	123	4	4	.969
2023																							
TOTAL	.296	78	72	291	51	86	12	2	0	18	.351	32	5	38	4	.375	0	5	25	182	4	4	.979



8 BRADY JURGELLA

Junior Outfielder • 6-0 • 190 • Bats: L • Throws: R • Menasha, Wis. (Menasha/Madison College)

2023 SEASON (LAST)	CATEGORY	CAREER HIGH (LAST)
0 (N/A)	AB	0 (N/A)
0 (N/A)	H	0 (N/A)
0 (N/A)	2B	0 (N/A)
0 (N/A)	3B	0 (N/A)
0 (N/A)	HR	0 (N/A)
0 (N/A)	RBI	0 (N/A)
0 (N/A)	SB	0 (N/A)

- PLAYED TWO YEARS AT MADISON COLLEGE BEFORE TRANSFERRING
- THIRD TEAM JC ALL-AMERICA PICK BY THE AMERICAN BASEBALL COACHES ASSOCIATION (ABCA) AND RAWLINGS IN 2022
- HIT .378 WITH THREE HOME RUNS, 34 RBI AND 50 RUNS SCORED · HAD 73 HITS (SECOND FOR A SEASON IN PROGRAM HISTORY)

YEAR	AVG	GP	GS	AB	R	H	2B	3B	HR	RBI	SLG%	BB	HBP	SO	GDP	OB%	SF	SH	SB	PO	A	E	FLD%
2021	.318	52	1	154	44	49	10	3	4	27	.500	31	1	36	0	.433	1	2	9	67	10	0	1.000
2022	.378	59	58	193	50	73	17	4	3	49	.554	34	2	40	0	.472	2	4	12	73	15	3	.967
2023																							
TOTAL	.000	0	0	0	0	0	0	0	0	0	.000	0	0	0	0	.000	0	0	0	0	0	0	0.000

*Spent two years at Madison College before transferring



09 KYLE BORK

R/S Junior Infielder • 6-5 • 190 • Bats: R • Throws: R • Alpharetta, Ga. (St. Francis H.S.)

2022 SEASON (LAST)	CATEGORY	CAREER HIGH (LAST)
6 (OMA, 5/17/22)	AB	6 (OMA, 5/17/22)
3 (PSU, 4/24/22)	H	3 (PSU, 4/24/22)
1 (SDSU, 3/2/22)	2B	1 (SDSU, 3/2/22)
0 (N/A)	3B	0 (N/A)
1 (IND, 5/15/22)	HR	1 (IND, 5/15/22)
4 (IND, 5/15/22)	RBI	4 (IND, 5/15/22)
0 (N/A)	SB	0 (N/A)

- PBR'S NO. 33 OUTFIELDER AND NO. 166 OVERALL PLAYER IN GEORGIA AS A SENIOR IN HIGH SCHOOL
- TOTALED 13 RUNS AND 11 WALKS AND FINISHED THE YEAR WITH A .943 FIELDING PERCENTAGE
- SLASHED .224/.398/.330 WITH 22 HITS, FOUR HOME RUNS AND 20 RBI IN 2022
- LACED A CAREER-BEST FOUR HOME RUNS LAST YEAR, INCLUDING A GW AT INDIANA

YEAR	AVG	GP	GS	AB	R	H	2B	3B	HR	RBI	SLG%	BB	HBP	SO	GDP	OB%	SF	SH	SB	PO	A	E	FLD%
2021	.059	13	6	17	2	1	0	0	0	0	.059	7	1	7	1	.360	0	0	0	4	9	3	.813
2022	.224	36	27	98	13	22	3	1	4	20	.398	11	5	35	0	.330	1	0	0	51	15	4	.943
2023																							
TOTAL	.200	49	33	115	15	23	3	1	4	20	.348	18	6	42	1	.336	1	0	0	55	24	7	.919



10 SAM HUNT

R/S Freshman Catcher • 6-2 • 205 • Bats: S • Throws: R • Minneapolis, Minn. (IMG Academy/Vanderbilt)

2023 SEASON (LAST)	CATEGORY	CAREER HIGH (LAST)
0 (N/A)	AB	0 (N/A)
0 (N/A)	H	0 (N/A)
0 (N/A)	2B	0 (N/A)
0 (N/A)	3B	0 (N/A)
0 (N/A)	HR	0 (N/A)
0 (N/A)	RBI	0 (N/A)
0 (N/A)	SB	0 (N/A)

- PLAYED AT ST. LOUIS PARK HIGH SCHOOL BEFORE TRANSFERRING TO IMG ACADEMY HIS SENIOR YEAR
- REDSHIRTED IN 2022 AT VANDERBILT
- BATTED .342 AS A SENIOR AT IMG ACADEMY, INCLUDING FIVE DOUBLES, TWO HOME RUNS AND 14 RBI. HELPED IMG TO CONFERENCE TITLE.
- NO. 2 MINNESOTA PROSPECT IN 2021 (PG)

YEAR	AVG	GP	GS	AB	R	H	2B	3B	HR	RBI	SLG%	BB	HBP	SO	GDP	OB%	SF	SH	SB	PO	A	E	FLD%
2022	DNP - Redshirt																						
2023																							
TOTAL	.000	0	0	0	0	0	0	0	0	0	.000	0	0	0	0	.000	0	0	0	0	0	0	0.000

*Spent freshman year at Vanderbilt before transferring



13 TRISTAN ELLIS

Freshman Infielder • 5-8 • 165 • Bats: L • Throws: R • Greendale, Wis. (Greendale H.S.)

2023 SEASON (LAST)	CATEGORY	CAREER HIGH (LAST)
0 (N/A)	AB	0 (N/A)
0 (N/A)	H	0 (N/A)
0 (N/A)	2B	0 (N/A)
0 (N/A)	3B	0 (N/A)
0 (N/A)	HR	0 (N/A)
0 (N/A)	RBI	0 (N/A)
0 (N/A)	SB	0 (N/A)

- HIT .436 WITH THREE HOME RUNS, 28 RBI, 32 RUNS, EIGHT DOUBLES AND 34 HITS IN 2021
- ALSO HAD A STANDOUT YEAR AS A PITCHER, WINNING 2021 WOODLAND CONFERENCE PLAYER OF THE YEAR AFTER GOING 6-0 WITH A 1.67 ERA, 51 K'S
- EXPECTED TO REDSHIRT IN 2023

YEAR	AVG	GP	GS	AB	R	H	2B	3B	HR	RBI	SLG%	BB	HBP	SO	GDP	OB%	SF	SH	SB	PO	A	E	FLD%
2023																							
TOTAL	.000	0	0	0	0	0	0	0	0	0	.000	0	0	0	0	.000	0	0	0	0	0	0	0.000



15 DREW BERKLAND

Freshman Outfielder • 5-11 • 190 • Bats: R • Throws: R • Wayzata, Minn. (Wayzata H.S.)

2023 SEASON (LAST)	CATEGORY	CAREER HIGH (LAST)
0 (N/A)	AB	0 (N/A)
0 (N/A)	H	0 (N/A)
0 (N/A)	2B	0 (N/A)
0 (N/A)	3B	0 (N/A)
0 (N/A)	HR	0 (N/A)
0 (N/A)	RBI	0 (N/A)
0 (N/A)	SB	0 (N/A)

- ALL-CONFERENCE SELECTION IN ALL THREE SPORTS IN HIS JUNIOR YEAR AND A STARTER ON WAYZATA'S STATE CHAMPION FOOTBALL TEAM (2019) AND BASKETBALL TEAM (2021)
- HAD A STELLAR JUNIOR SEASON, HITTING .340 WITH TWO HOME RUNS, 20 RBI AND A .500 OBP
- PBR RANKS HIM AS THE NO. 10 PLAYER IN THE STATE AND NO. 1 OVERALL AT HIS POSITION

YEAR	AVG	GP	GS	AB	R	H	2B	3B	HR	RBI	SLG%	BB	HBP	SO	GDP	OB%	SF	SH	SB	PO	A	E	FLD%
2023																							
TOTAL	.000	0	0	0	0	0	0	0	0	0	.000	0	0	0	0	.000	0	0	0	0	0	0	0.000



16 JOSH FITZGERALD

R/S Junior Outfielder • 6-0 • 190 • Bats: R • Throws: R • Mason City, Iowa (Newman Catholic/Dallas Baptist)

2023 SEASON (LAST)	CATEGORY	CAREER HIGH (LAST)
0 (N/A)	AB	0 (N/A)
0 (N/A)	H	0 (N/A)
0 (N/A)	2B	0 (N/A)
0 (N/A)	3B	0 (N/A)
0 (N/A)	HR	0 (N/A)
0 (N/A)	RBI	0 (N/A)
0 (N/A)	SB	0 (N/A)

- PLAYED AT KIRKLAND CC AND DALLAS BAPTIST FOR THE LAST THREE YEARS
- IN 2021 NAMED FIRST TEAM ALL-REGION AFTER HITTING .358 FOR A KIRKWOOD TEAM THAT REACHED THE NJCAA DIVISION II WORLD SERIES
- ALSO LED THE CONFERENCE IN HOME RUNS (17) AND DROVE IN 51 RUNS, 29 STOLEN BASES
- WILL MISS 2023 WITH TORN ACL

YEAR	AVG	GP	GS	AB	R	H	2B	3B	HR	RBI	SLG%	BB	HBP	SO	GDP	OB%	SF	SH	SB	PO	A	E	FLD%
2020	.500	9	9	28	15	14	1	3	3	6	1.071	7	3	7	0	.632	0	0	1	14	0	0	1.000
2021	.358	60	60	212	93	76	13	1	17	51	.670	45	21	49	8	.504	4	0	29	133	8	2	.986
2022	.000	3	1	4	0	0	0	0	0	0	.000	0	0	3	0	0	0	0	0	2	0	0	1.000
2023																							
TOTAL	.000	0	0	0	0	0	0	0	0	0	.000	0	0	0	0	.000	0	0	0	0	0	0	0.000

*Spent 2020, 2021 at Kirkwood CC, 2022 at Dallas Baptist



17 SAM MALEC

Sophomore Pitcher • 6-0 • 180 • Bats: R • Throws: R • Woodbury, Minn. (Woodbury H.S.)

2022 SEASON (LAST)	CATEGORY	CAREER HIGH (LAST)
3.0 (FAU, 2/19/22)	IP	3.0 (FAU, 2/19/22)
4 (WV, 3/4/22)	H	4 (WV, 3/4/22)
4 (FAU, 2/19/22)	R	4 (FAU, 2/19/22)
4 (FAU, 2/19/22)	ER	4 (FAU, 2/19/22)
4 (FAU, 2/19/22)	SO	4 (FAU, 2/19/22)
2 (FAU, 2/19/22)	BB	2 (FAU, 2/19/22)

- MADE 10 APPEARANCES OUT OF THE BULLPEN AS A FRESHMAN, TALLING A 9.88 ERA IN 13.2 INNINGS PITCHED
- TOSSED 2.0 INNINGS OF SCORELESS WORK VS. SOUTH DAKOTA STATE (MARCH 2)
- PERFECT GAME NO. 3 RHP IN MINNESOTA AND NO. 224 RHP NATIONALLY
- PREP BASEBALL REPORT NO. 2 RHP IN MN

YEAR	ERA	W	L	APP	GS	CG	SHO	SV	IP	H	R	ER	BB	SO	2B	3B	HR	BF	BAVG	WP	HBP	BK	SFA	SHA
2022	9.88	0	0	10	0	0	0	0	13.2	24	18	15	8	9	3	0	2	74	.393	3	3	0	1	1
2023																								
TOTAL	9.88	0	0	10	0	0	0	0	13.2	24	18	15	8	9	3	0	2	74	.393	3	3	0	1	1



18 WILL SEMB

Junior Pitcher • 6-1 • 180 • Bats: R • Throws: R • De Pere, Wis. (De Pere H.S./Iowa)

2022 SEASON (LAST)	CATEGORY	CAREER HIGH (LAST)
2.2 (AFA, 3/13/22)	IP	2.2 (AFA, 3/13/22)
4 (PSU, 4/23/22)	H	4 (PSU, 4/23/22)
5 (OMA, 5/17/22)	R	5 (OMA, 5/17/22)
5 (OMA, 5/17/22)	ER	5 (OMA, 5/17/22)
6 (AFA, 3/13/22)	SO	6 (AFA, 3/13/22)
3 (IA, 4/17/22)	BB	3 (IA, 4/17/22)

- MADE A TEAM-HIGH 23 APPEARANCES LAST YEAR FOR MINNESOTA
- MADE DEAN'S LIST AT IOWA IN 2020-21
- PERFECT GAME TOP 500 PROSPECT NATIONALLY - NO. 7 PLAYER IN WISCONSIN AND NO. 3 RHP IN 2020 CLASS
- TOP-25 B1G MLB DRAFT PROSPECT IN 2023 BY DI BASEBALL, PERFECT GAME

YEAR	ERA	W	L	APP	GS	CG	SHO	SV	IP	H	R	ER	BB	SO	2B	3B	HR	BF	BAVG	WP	HBP	BK	SFA	SHA
2021*	3.00	0	0	7	0	0	0	0	15.0	11	11	5	12	16	5	0	0	67	.178	2	0	0	0	0
2022	9.51	1	5	23	0	0	0	2	23.2	32	25	25	19	28	5	0	0	122	.333	5	3	0	2	2
2023																								
TOTAL	9.51	1	5	23	0	0	0	2	23.2	32	25	25	19	28	5	0	0	122	.333	5	3	0	2	2

*Played freshman season at University of Iowa



19 GEORGE KLASSEN

Redshirt Sophomore Pitcher • 6-2 • 170 • Bats: R • Throws: R • Port Washington, Wis. (Port Washington H.S.)

2022 SEASON (LAST)	CATEGORY	CAREER HIGH (LAST)
1.2 (OMA, 5/17/22)	IP	1.2 (OMA, 5/17/22)
2 (OMA, 5/17/22)	H	2 (OMA, 5/17/22)
3 (OMA, 5/17/22)	R	3 (OMA, 5/17/22)
3 (OMA, 5/17/22)	ER	3 (OMA, 5/17/22)
3 (OMA, 5/17/22)	SO	3 (OMA, 5/17/22)
3 (OMA, 5/17/22)	BB	3 (OMA, 5/17/22)

- NO. 56 2023 MLB DRAFT PROSPECT BY MLB.COM
- DI BASEBALL NO. 3 2023 MLB DRAFT PROSPECT IN THE BIG TEN (JAN. 2023)
- PERFECT GAME PRESEASON ALL-BIG TEN (2023)
- PG NO. 1 PITCHER AND NO. 2 OVERALL PLAYER IN WISCONSIN IN 2020 CLASS. NO. 23 RHP NATIONALLY
- MISSED FRESHMAN YEAR DUE TO TOMMY JOHN SURGERY

YEAR	ERA	W	L	APP	GS	CG	SHO	SV	IP	H	R	ER	BB	SO	2B	3B	HR	BF	BAVG	WP	HBP	BK	SFA	SHA
2021	DNP - Medical Redshirt																							
2022	14.09	0	2	11	4	0	0	0	7.2	6	14	12	14	8	4	0	0	50	.207	3	7	0	0	0
2023																								
TOTAL	14.09	0	2	11	4	0	0	0	7.2	6	14	12	14	8	4	0	0	50	.207	3	7	0	0	0



20 RILEY SWENSON

R/S Senior Catcher • 6-4 • 215 • Bats: R • Throws: R • Chaska, Minnesota (Chaska H.S.)

2022 SEASON (LAST)	CATEGORY	CAREER HIGH (LAST)
5 (NEB, 5/7/22)	AB	5 (NEB, 5/7/22)
3 (NW, 5/19/22)	H	3 (NW, 5/19/22)
0 (N/A)	2B	0 (N/A)
0 (N/A)	3B	0 (N/A)
1 (NEB, 5/6/22)	HR	1 (NEB, 5/6/22)
3 (NW, 5/19/22)	RBI	3 (NW, 5/19/22)
0 (N/A)	SB	0 (N/A)

- MISSED FIRST 40 GAMES DUE TO INJURY LAST SEASON BEFORE EMERGING TO HIT .319 WITH THREE HOME RUNS IN LAST 12 CONTESTS
- DAVID CHELESNIK JR. TEAM MEMORIAL AWARD (2022) FOR COMING BACK FROM ADVERSITY
- NO. 2 CATCHER IN MN AND NO. 16 PLAYER OVERALL IN 2018 (PBR)
- SON OF DIRECTOR OF OPERATIONS LEE SWENSON

YEAR	AVG	GP	GS	AB	R	H	2B	3B	HR	RBI	SLG%	BB	HBP	SO	GDP	OB%	SF	SH	SB	PO	A	E	FLD%
2019	DNP - Redshirt																						
2020	.250	4	1	8	0	2	0	0	0	0	.250	1	0	5	0	.333	0	0	0	0	1	0	1.000
2021	.167	8	3	12	1	2	0	0	0	0	.167	2	0	6	0	.286	0	0	0	9	0	0	1.000
2022	.319	12	12	47	9	15	1	0	3	9	.532	1	2	12	2	.353	1	4	0	13	0	0	1.000
2023																							
TOTAL	.284	24	16	67	10	19	1	0	3	9	.433	4	2	23	2	.338	1	4	0	22	1	0	1.000



21 JARED EVERSON

Sophomore Infielder • 6-3 • 200 • Bats: L • Throws: R • La Crosse, Wis. (La Crosse Aquinas H.S.)

2022 SEASON (LAST)	CATEGORY	CAREER HIGH (LAST)
1 (CU, 3/19/22)	AB	1 (CU, 3/19/22)
0 (N/A)	H	0 (N/A)
0 (N/A)	2B	0 (N/A)
0 (N/A)	3B	0 (N/A)
0 (N/A)	HR	0 (N/A)
0 (N/A)	RBI	0 (N/A)
0 (N/A)	SB	0 (N/A)

- PLAYED IN TWO GAMES AS A FRESHMAN LAST SEASON
- 3X PERFECT GAME PRESEASON ALL-AMERICAN IN HIGH SCHOOL
- HIT .462 AS A SENIOR WITH 4 HR
- FATHER DARIN IS HITTING COORDINATOR FOR COLORADO ROCKIES

YEAR	AVG	GP	GS	AB	R	H	2B	3B	HR	RBI	SLG%	BB	HBP	SO	GDP	OB%	SF	SH	SB	PO	A	E	FLD%
2022	.000	2	0	2	0	0	0	0	0	0	.000	0	0	1	0	.000	0	0	0	2	0	0	1.000
TOTAL	.000	2	0	2	0	0	0	0	0	0	.000	0	0	1	0	.000	0	0	0	2	0	0	1.000



22 WEBER NEELS

Freshman Catcher/Infielder • 6-0 • 200 • Bats: R • Throws: R • Cottage Grove, Minn. (East Ridge H.S.)

2023 SEASON (LAST)	CATEGORY	CAREER HIGH (LAST)
0 (N/A)	AB	0 (N/A)
0 (N/A)	H	0 (N/A)
0 (N/A)	2B	0 (N/A)
0 (N/A)	3B	0 (N/A)
0 (N/A)	HR	0 (N/A)
0 (N/A)	RBI	0 (N/A)
0 (N/A)	SB	0 (N/A)

- JOHN ANDERSON CALLED HIM "BEST FRESHMAN HITTER ON THE TEAM IN 2023"
- AS A SENIOR, NEELS HIT .384 WITH SIX HOME RUNS AND THREW OUT EIGHT OF 12 RUNNERS WHO ATTEMPTED TO STEAL ON HIM
- AS A JUNIOR, NEELS HIT .303 WITH THREE HOME RUNS, 53 RBI AND 12 DOUBLES
- SPORTS MANAGEMENT MAJOR

YEAR	AVG	GP	GS	AB	R	H	2B	3B	HR	RBI	SLG%	BB	HBP	SO	GDP	OB%	SF	SH	SB	PO	A	E	FLD%
2023																							
TOTAL	.000	0	0	0	0	0	0	0	0	0	.000	0	0	0	0	.000	0	0	0	0	0	0	0.000



23 IKE MEZZENGA

Junior Infielder • 6-3 • 200 • Bats: L • Throws: R • Shoreview, Minn. (Mounds View H.S./NIACC)

2023 SEASON (LAST)	CATEGORY	CAREER HIGH (LAST)
0 (N/A)	AB	0 (N/A)
0 (N/A)	H	0 (N/A)
0 (N/A)	2B	0 (N/A)
0 (N/A)	3B	0 (N/A)
0 (N/A)	HR	0 (N/A)
0 (N/A)	RBI	0 (N/A)
0 (N/A)	SB	0 (N/A)

- HAD A HUGE SOPHOMORE SEASON, HITTING .345 WITH 15 HOME RUNS AND 51 RBI WHILE SLUGGING .635 FOR THE YEAR IN 53 GAMES
- LOST OVER 50 POUNDS FROM HIS SENIOR YEAR OF HIGH SCHOOL UNTIL NOW
- MAJOR IN BUSINESS MARKETING EDUCATION
- BROTHER BEN PLAYED AT MN FROM 2015-18

YEAR	AVG	GP	GS	AB	R	H	2B	3B	HR	RBI	SLG%	BB	HBP	SO	GDP	OB%	SF	SH	SB	PO	A	E	FLD%
2021	.150	19	19	40	5	6	0	0	1	5	.225	10	0	12	0	.314	1	0	1	10	5	6	.714
2022	.345	53	53	197	57	68	12	0	15	51	.635	34	3	48	0	.447	1	0	5	46	64	27	.803
2023																							
TOTAL	.000	0	0	0	0	0	0	0	0	0	.000	0	0	0	0	.000	0	0	0	0	0	0	0.000

*Played freshman and sophomore seasons at Northern Iowa Area CC



27 JAKE PERRY

Sophomore Infielder • 6-4 • 205 • Bats: L • Throws: R • Hopkins, Minnesota (Hopkins H.S.)

2022 SEASON (LAST)	CATEGORY	CAREER HIGH (LAST)
4 (RU, 4/2/22)	AB	4 (RU, 4/2/22)
2 (NW, 5/20/22)	H	2 (NW, 5/20/22)
0 (N/A)	2B	0 (N/A)
1 (OMA, 5/17/22)	3B	1 (OMA, 5/17/22)
0 (N/A)	HR	0 (N/A)
2 (NW, 5/20/22)	RBI	2 (NW, 5/20/22)
0 (N/A)	SB	0 (N/A)

- SLASHED .200/.250/.373 WITH EIGHT HITS, ONE TRIPLE, FOUR RBI AND 11 WALKS IN 2022
- ENDED SEASON WITH HITS IN FOUR STRAIGHT GM, GOING 7-FOR-8 WITH THREE MULTI-HIT GAMES
- 2021 STAR TRIBUNE ALL-METRO TEAM
- NO. 15 PLAYER IN MN BY PBR, NO. 11 BY PG
- HIT .416, 3 HR, 24 RBI AS A SENIOR

YEAR	AVG	GP	GS	AB	R	H	2B	3B	HR	RBI	SLG%	BB	HBP	SO	GDP	OB%	SF	SH	SB	PO	A	E	FLD%
2022	.200	25	11	40	4	8	0	1	0	4	.250	11	0	12	0	.373	0	0	0	3	10	1	.929
2023																							
TOTAL	.200	25	11	40	4	8	0	1	0	4	.250	11	0	12	0	.373	0	0	0	3	10	1	.929



28 CADEN CAPOMACCIO

Freshman Pitcher • 6-1 • 185 • Bats: R • Throws: R • Green Bay, Wis. (Notre Dame Academy)

2023 SEASON (LAST)	CATEGORY	CAREER HIGH (LAST)
N/A.....	IP.....	N/A
N/A.....	H.....	N/A
N/A.....	R.....	N/A
N/A.....	ER.....	N/A
N/A.....	SO.....	N/A
N/A.....	BB.....	N/A

- EARNED THE UNANIMOUS PITCHER OF THE YEAR AWARD IN HIS CONFERENCE AS A JUNIOR IN 2021 IN ADDITION TO MAKING FIRST TEAM ALL-DISTRICT AND WBCA THIRD TEAM ALL-STATE
- NO. 15 RHP, 43 OVERALL PLAYER IN WISCONSIN
- HIS JUNIOR YEAR ON THE MOUND SAW HIM POST A 5-0 RECORD WITH AN 0.98 ERA WITH 64 STRIKE-OUTS AND JUST 16 WALKS

YEAR	ERA	W	L	APP	GS	CG	SHO	SV	IP	H	R	ER	BB	SO	2B	3B	HR	BF	BAVG	WP	HBP	BK	SFA	SHA
2023	0.00	0	0	0	0	0	0	0	0	0	0	0	0	0	0	0	0	0	.000	0	0	0	0	0
TOTAL	0.00	0	0	0	0	0	0	0	0	0	0	0	0	0	0	0	0	0	.000	0	0	0	0	0



29 TUCKER NOVOTNY

Sophomore Pitcher • 6-5 • 235 • Bats: L • Throws: L • Cottage Grove, Minn. (Park of Cottage Grove H.S.)

2022 SEASON (LAST)	CATEGORY	CAREER HIGH (LAST)
3.1 (OMA, 5/17/22).....	IP.....	3.1 (OMA, 5/17/22)
6 (UST, 4/19/22).....	H.....	6 (UST, 4/19/22)
4 (UST, 4/19/22).....	R.....	4 (UST, 4/19/22)
4 (UST, 4/19/22).....	ER.....	4 (UST, 4/19/22)
3 (OMA, 5/17/22).....	SO.....	3 (OMA, 5/17/22)
1 (UST, 4/19/22).....	BB.....	1 (UST, 4/19/22)

- BIG TEN PLAYER TO WATCH (2023)
- MINNESOTA'S BEST FRESHMAN PITCHER IN 2023, LEADING IN WINS, ERA, K'S AND IP
- PERFECT GAME'S NO. 5 PLAYER AND NO. 1 LEFT-HANDED PITCHER IN MINNESOTA
- PG'S NO. 54 LHP AND NO. 478 PLAYER IN THE COUNTRY

YEAR	ERA	W	L	APP	GS	CG	SHO	SV	IP	H	R	ER	BB	SO	2B	3B	HR	BF	BAVG	WP	HBP	BK	SFA	SHA
2022	3.86	1	1	6	1	0	0	0	14.0	14	7	6	6	14	1	0	2	63	.255	0	0	0	1	1
2023																								
TOTAL	3.86	1	1	6	1	0	0	0	14.0	14	7	6	6	14	1	0	2	63	.255	0	0	0	1	1



30 SETH CLAUSEN

Sophomore Pitcher • 6-0 • 195 • Bats: R • Throws: R • Bettendorf, Iowa (Pleasant Valley H.S.)

2022 SEASON (LAST)	CATEGORY	CAREER HIGH (LAST)
3.0 (FAU, 2/18/22).....	IP.....	3.0 (FAU, 2/18/22)
3 (FAU, 2/18/22).....	H.....	3 (FAU, 2/18/22)
3 (INS, 2/27/22).....	R.....	3 (INS, 2/27/22)
3 (INS, 2/27/22).....	ER.....	3 (INS, 2/27/22)
4 (SDSU, 3/2/22).....	SO.....	4 (SDSU, 3/2/22)
2 (FAU, 2/18/22).....	BB.....	2 (FAU, 2/18/22)

- 16 STRIKEOUTS AND 15 WALKS IN 17.1 INNINGS PITCHED AS A ROOKIE
- SECOND AMONG MINNESOTA FRESHMEN WITH 14 APPEARANCES IN 2022
- NO. 4 PLAYER IN IOWA BY PBR AND NO. 6 BY PG
- 2021 FIRST TEAM ALL-STATE
- SECOND TEAM UNDERCLASS ALL-AMERICAN

YEAR	ERA	W	L	APP	GS	CG	SHO	SV	IP	H	R	ER	BB	SO	2B	3B	HR	BF	BAVG	WP	HBP	BK	SFA	SHA
2022	8.31	0	0	14	0	0	0	0	17.1	26	16	16	15	16	2	0	0	93	.351	2	2	0	2	0
2023																								
TOTAL	8.31	0	0	14	0	0	0	0	17.1	26	16	16	15	16	2	0	0	93	.351	2	2	0	2	0



32 SAM KENNEDY

Freshman Pitcher • 6-1 • 205 • Bats: R • Throws: R • St. Paul, Minn. (N. St. Paul H.S.)

2023 SEASON (LAST)	CATEGORY	CAREER HIGH (LAST)
N/A.....	IP.....	N/A
N/A.....	H.....	N/A
N/A.....	R.....	N/A
N/A.....	ER.....	N/A
N/A.....	SO.....	N/A
N/A.....	BB.....	N/A

- GATORADE MN PLAYER OF THE YEAR (2022)
- HE WAS THE FIRST GOPHER TO WIN THE AWARD SINCE EDDIE ESTRADA IN 2015
- THE RIGHT-HANDED PITCHER LED THE POLARS TO A BERTH IN THE SECTIONAL TOURNAMENT, POSTING A 3-1 RECORD WITH A 0.64 ERA
- STRIKING OUT 48 IN 22 INNINGS PITCHED WHILE SURRENDERING JUST EIGHT HITS, 10 WALKS

YEAR	ERA	W	L	APP	GS	CG	SHO	SV	IP	H	R	ER	BB	SO	2B	3B	HR	BF	BAVG	WP	HBP	BK	SFA	SHA
2023	0.00	0	0	0	0	0	0	0	0	0	0	0	0	0	0	0	0	0	.000	0	0	0	0	0
TOTAL	0.00	0	0	0	0	0	0	0	0	0	0	0	0	0	0	0	0	0	.000	0	0	0	0	0



33 BOSTON MERILA

Junior Outfielder • 5-10 • 190 • Bats: S • Throws: R • St. Michael, Minn. (St. Michael-Albertville H.S.)

2022 SEASON (LAST)	CATEGORY	CAREER HIGH (LAST)
6 (NEB, 5/7/22)	AB	6 (NEB, 5/7/22)
3 (OMA, 5/17/22)	H	3 (OMA, 5/17/22)
2 (NEB, 5/8/22)	2B	2 (NEB, 5/8/22)
0 (N/A)	3B	0 (N/A)
0 (N/A)	HR	1 (Maryland, 5/2/21)
2 (NEB, 5/7/22)	RBI	2 (NEB, 5/7/22)
2 (PSU, 4/23/22)	SB	2 (PSU, 4/23/22)

- PLAYED IN ALL 52 GAMES LAST YEAR, ONE OF TWO GOPHERS TO DO SO
- SLASHED 267/.316/.361 WITH 50 HITS AND 18 RBI, SCORED 29 RUNS, HIT NINE DOUBLES AND WALKED 19 TIMES WITH FOUR STOLEN BASES
- STARTED 2022 AT SECOND BASE BEFORE BEING MOVED TO OUTFIELD
- 2018, 19 MISSISSIPPI 8 ALL-LEAGUE

YEAR	AVG	GP	GS	AB	R	H	2B	3B	HR	RBI	SLG%	BB	HBP	SO	GDP	OB%	SF	SH	SB	PO	A	E	FLD%
2021	.214	25	11	56	5	12	1	0	1	3	.286	5	4	9	1	.323	0	0	0	15	19	1	.971
2022	.267	52	51	187	29	50	9	0	0	18	.316	19	10	29	5	.361	3	1	4	72	43	4	.966
2023																							
TOTAL	.255	77	62	243	34	62	10	0	1	21	.309	24	14	38	6	.352	3	1	4	87	62	5	.968



35 CONNOR WIETEGREFE

Sophomore Pitcher • 6-3 • 200 • Bats: L • Throws: L • Prior Lake, Minn. (Prior Lake H.S./NIACC)

2023 SEASON (LAST)	CATEGORY	CAREER HIGH (LAST)
N/A	IP	N/A
N/A	H	N/A
N/A	R	N/A
N/A	ER	N/A
N/A	SO	N/A
N/A	BB	N/A

- PLAYED AT NIACC FOR ONE YEAR IN 2022
- HAD A CAREER-HIGH 9 STRIKEOUTS VS. ELLSWORTH ON APRIL 27, 2022
- THROUGH A COMPLETE GAME SHOUTOUT VS. ELLSWORTH, ALLOWING JUST FOUR HITS (4/27)
- RANKED AS THE NO. 6 LEFT-HANDED PITCHER IN THE STATE OF MINNESOTA BY PERFECT GAME IN 2021 CLASS

YEAR	ERA	W	L	APP	GS	CG	SHO	SV	IP	H	R	ER	BB	SO	2B	3B	HR	BF	BAVG	WP	HBP	BK	SFA	SHA
2022	5.05	5	1	13	7	2	0	1	46.1	55	33	26	13	59	--	--	8	--	-	-	-	-	-	-
2023	0.00	0	0	0	0	0	0	0	0	0	0	0	0	0	0	0	0	0	.000	0	0	0	0	0
TOTAL	0.00	0	0	0	0	0	0	0	0	0	0	0	0	0	0	0	0	0	.000	0	0	0	0	0

*Played one season at North Iowa Area CC



36 CAM BLAZEK

R/S Senior Pitcher • 6-3 • 210 • Bats: R • Throws: R • Fargo, N.D. (Fargo North H.S./New Mexico State)

2022 SEASON (LAST)	CATEGORY	CAREER HIGH (LAST)
N/A	IP	N/A
N/A	H	N/A
N/A	R	N/A
N/A	ER	N/A
N/A	SO	N/A
N/A	BB	N/A

- PLAYED TWO SEASONS AT NEW MEXICO STATE AND TWO SEASONS AT NEOSHO COUNTY CC BEFORE COMING TO MINNESOTA IN 2023
- MADE 15 APPEARANCES AND FOUR STARTS, GOING 2-3 WITH 38 STRIKEOUTS AND 13 WALKS IN 39.1 INNINGS PITCHED LAST YEAR AT NMSU
- ATTENDED FARGO NORTH HS IN FARGO, N.D., 2X ALL-CONFERENCE AND 2X ALL-STATE SELECTION

YEAR	ERA	W	L	APP	GS	CG	SHO	SV	IP	H	R	ER	BB	SO	2B	3B	HR	BF	BAVG	WP	HBP	BK	SFA	SHA
2019	3.71	7	2	12	12	2	1	0	70.1	77	39	29	19	56	13	2	5	306	.279	6	6	0	3	2
2020	4.32	1	1	4	4	0	0	0	25.0	28	19	12	9	25	6	0	3	116	.267	5	0	0	1	1
2021	4.94	3	1	9	5	0	0	0	31.0	44	24	17	10	23	9	1	7	149	.324	2	0	0	1	2
2022	7.55	2	3	15	5	0	0	0	39.1	52	37	33	13	38	10	1	10	182	.315	3	2	3	1	1
2023	0.00	0	0	0	0	0	0	0	0	0	0	0	0	0	0	0	0	0	.000	0	0	0	0	0
TOTAL	0.00	0	0	0	0	0	0	0	0	0	0	0	0	0	0	0	0	0	.000	0	0	0	0	0

*Played first four seasons at University of Minnesota-Duluth



37 TRENT SCHOEBERL

Senior Pitcher • 6-5 • 190 • Bats: R • Throws: R • White Bear Lake, Minn. (White Bear Lake H.S.)

2022 SEASON (LAST)	CATEGORY	CAREER HIGH (LAST)
2.0 (UST, 4/12/22)	IP	6.2 (Michigan State, 4/4/21)
3 (FGCU, 2/23/22)	H	5 (Nebraska, 3/27/21)
5 (FGCU, 2/23/22)	R	5 (Iowa, 4/11/21)
5 (FGCU, 2/23/22)	ER	5 (Iowa, 4/11/21)
1 (FGCU, 2/23/22)	SO	7 (Creighton, 3/10/20)
2 (FGCU, 2/23/22)	BB	5 (Northwestern, 3/22/21)

- MADE FIVE APPEARANCES, INCLUDING TWO STARTS AS A JUNIOR IN 2022, 7.1 IP
- HAS MADE 19 CAREER APPEARANCES, POSTING A 7.63 ERA, 2-6 OVERALL RECORD
- 2019 MINNESOTA MR. BASEBALL FINALIST
- PBR'S NO. 4 RHP AND NO. 10 OVERALL PLAYER IN MINNESOTA IN 2019

YEAR	ERA	W	L	APP	GS	CG	SHO	SV	IP	H	R	ER	BB	SO	2B	3B	HR	BF	BAVG	WP	HBP	BK	SFA	SHA
2020	2.75	2	0	5	3	0	0	0	19.2	13	8	6	8	17	6	0	0	82	.191	2	5	0	0	1
2021	11.32	0	4	9	6	0	0	0	20.2	28	33	26	15	11	9	0	4	115	.326	4	9	0	3	1
2022	9.82	0	2	5	2	0	0	0	7.1	9	8	8	5	3	3	0	1	39	.281	0	1	0	0	1
2023																								
TOTAL	7.55	2	6	19	11	0	0	0	47.2	50	49	40	28	31	18	0	5	236	.269	6	15	0	3	3



38 MICHAEL GURKA

Senior Pitcher • 6-3 • 205 • Bats: R • Throws: R • Clarendon Hills, Ill. (Joilet Catholic Academy)

2022 SEASON (LAST)

2022 SEASON (LAST)	CATEGORY	CAREER HIGH (LAST)
1.0 (FAU, 2/21/22)	IP	1.0 (FAU, 2/21/22)
0 (RU, 4/2/22)	H	1 (South Dakota State, 3/4/20)
0 (RU, 4/2/22)	R	2 (Utah, 3/8/20)
0 (RU, 4/2/22)	ER	2 (Utah, 3/8/20)
1 (SDSU, 4/26/22)	SO	1 (SDSU, 4/26/22)
3 (UST, 4/27/22)	BB	3 (UST, 4/27/22)

- HAS MADE FIVE CAREER APPEARANCES, POSTING A 9.00 CAREER ERA
- PITCHED 2.1 SCORELESS INNINGS IN 2022.
- 2019 PBR'S NO. 27 RHP AND NO. 70 OVERALL PLAYER IN ILLINOIS
- PERFECT GAME'S NO. 19 RHP AND NO. 57 PLAYER IN ILLINOIS

YEAR	ERA	W	L	APP	GS	CG	SHO	SV	IP	H	R	ER	BB	SO	2B	3B	HR	BF	BAVG	WP	HBP	BK	SFA	SHA
2020	40.50	0	0	2	0	0	0	0	0.2	1	3	3	4	1	0	0	0	7	.333	2	0	0	0	0
2021	DNP																							
2022	0.00	0	0	3	0	0	0	0	2.1	0	0	0	5	3	0	0	0	12	.000	2	0	0	0	0
2023																								
TOTAL	9.00	0	0	5	0	0	0	0	3	1	3	3	9	4	0	0	0	19	.100	4	0	0	0	0



39 DAWSON HALL

Sophomore Pitcher • 6-4 • 170 • Bats: L • Throws: L • Richmond, Ky. (Madison Central H.S.)

2022 SEASON (LAST)

2022 SEASON (LAST)	CATEGORY	CAREER HIGH (LAST)
1.0 (SDSU, 4/26/22)	IP	1.0 (SDSU, 4/26/22)
4 (INS, 2/26/22)	H	4 (INS, 2/26/22)
3 (INS, 2/26/22)	R	3 (INS, 2/26/22)
3 (INS, 2/26/22)	ER	3 (INS, 2/26/22)
3 (SDSU, 4/26/22)	SO	3 (SDSU, 4/26/22)
1 (INS, 2/26/22)	BB	1 (INS, 2/26/22)

- MADE THREE APPEARANCES AS A FRESHMAN IN 2022 SEASON
- STRUCK OUT THREE, ALLOWED NO HITS AND RUNS ON APRIL 26 VS. SOUTH DAKOTA STATE.
- POSTED A 7-1 RECORD IN 10 STARTS, LEADING THE TEAM WITH 84 STRIKEOUTS IN 44.1 INNINGS IN 2021 SEASON
- ALL-DISTRICT AND ALL-REGION HONORS

YEAR	ERA	W	L	APP	GS	CG	SHO	SV	IP	H	R	ER	BB	SO	2B	3B	HR	BF	BAVG	WP	HBP	BK	SFA	SHA
2022	21.60	0	0	3	0	0	0	0	1.2	4	4	4	5	3	1	1	0	14	.444	0	0	0	0	0
TOTAL	21.60	0	0	3	0	0	0	0	1.2	4	4	4	5	3	1	1	0	14	.444	0	0	0	0	0



40 BEN SHEPARD

R/S Senior Pitcher • 6-1 • 185 • Bats: R • Throws: R • Eden Prairie, Minn. (Eden Prairie H.S. / Minnesota-Duluth)

2022 SEASON (LAST)

2022 SEASON (LAST)	CATEGORY	CAREER HIGH (LAST)
N/A	IP	N/A
N/A	H	N/A
N/A	R	N/A
N/A	ER	N/A
N/A	SO	N/A
N/A	BB	N/A

- PLAYED FOR FOUR SEASONS AT UNIVERSITY OF MINNESOTA-DULUTH (2019-22)
- STARTED IN 10 GAMES IN 2022, POSTING A 5-4 RECORD WITH A 5.67 ERA IN 57.1 INNINGS
- TOTALED A CAREER-HIGH 52 STRIKEOUTS, SURRENDERING JUST 19 WALKS
- WENT SIX-OR-MORE INNINGS SIX TIMES IN HIS 10 STARTS

YEAR	ERA	W	L	APP	GS	CG	SHO	SV	IP	H	R	ER	BB	SO	2B	3B	HR	BF	BAVG	WP	HBP	BK	SFA	SHA
2019	6.69	2	2	10	6	0	0	1	35.0	47	32	26	14	21	9	1	3	172	.309	4	3	3	1	2
2020	8.53	1	1	2	1	0	0	0	6.1	10	7	6	3	6	2	0	0	32	.357	0	0	0	1	0
2021	6.26	3	5	9	9	0	0	0	41.2	66	33	29	17	37	11	0	4	208	.369	5	5	0	1	5
2022	5.65	5	4	10	10	0	0	0	57.1	69	43	36	19	52	7	1	7	260	.295	7	3	0	1	3
2023	0.00	0	0	0	0	0	0	0	0	0	0	0	0	0	0	0	0	0	.000	0	0	0	0	0
TOTAL	6.22	11	12	31	26	0	0	1	140.1	192	115	97	53	116	29	2	14	672	.324	16	11	3	4	10

*Played first four seasons at University of Minnesota-Duluth



43 RICHIE HOLECZ

R/S Senior Pitcher • 6-5 • 210 • Bats: R • Throws: R • Edina, Minn. (Edina H.S./Nebraska-Omaha)

2022 SEASON (LAST)

2022 SEASON (LAST)	CATEGORY	CAREER HIGH (LAST)
4.0 (UST, 4/27/22)	IP	4.0 (UST, 4/27/22)
6 (FAU, 2/20/22)	H	6 (FAU, 2/20/22)
9 (FAU, 2/20/22)	R	9 (FAU, 2/20/22)
6 (SDSU, 3/2/22)	ER	6 (SDSU, 3/2/22)
6 (UST, 4/27/22)	SO	6 (UST, 4/27/22)
2 (MD, 4/9/22)	BB	2 (MD, 4/9/22)

- MADE 14 APPEARANCES WITH THREE STARTS IN 2022, POSTING A 1-3 RECORD WITH A 7.41 ERA
- TOSSED 34.0 INNINGS, STRIKING OUT 29
- PLAYED 3 SEASONS AT NEB.-OMAHA (2019-21)
- 3X SUMMIT LEAGUE HONOR ROLL (2019-21)
- SUMMIT LEAGUE BREAKOUT PITCHER OF THE YEAR (2020, D1BASEBALL)
- SUMMIT PITCHER OF THE WEEK (APRIL 4, 2021)

YEAR	ERA	W	L	APP	GS	CG	SHO	SV	IP	H	R	ER	BB	SO	2B	3B	HR	BF	BAVG	WP	HBP	BK	SFA	SHA
2019	9.56	0	2	10	2	0	0	0	16.0	22	19	17	13	9	3	1	2	80	.344	3	2	0	1	0
2020	2.49	2	2	4	4	0	0	0	21.2	16	10	6	10	22	3	1	0	88	.208	0	1	0	0	0
2021	4.65	3	4	13	13	1	0	0	71.2	68	41	37	31	63	8	0	6	318	.249	2	7	1	4	3
2022	7.41	0	3	14	3	0	0	1	34.0	41	37	28	14	29	3	0	4	164	.287	4	6	1	0	1
2023																								
TOTAL	7.41	0	3	14	3	0	0	1	34.0	41	37	28	14	29	3	0	4	164	.287	4	6	1	0	1

*Played three seasons at Nebraska-Omaha, 2022 at Minnesota



44 GILBERT SAUNDERS III

Freshman Pitcher • 6-4 • 225 • Bats: R • Throws: R • Gilbertsville, Pa. (The Hill School)

2023 SEASON (LAST)	CATEGORY	CAREER HIGH (LAST)
N/A.....	IP.....	N/A
N/A.....	H.....	N/A
N/A.....	R.....	N/A
N/A.....	ER.....	N/A
N/A.....	SO.....	N/A
N/A.....	BB.....	N/A

- AS A JUNIOR IN H.S., HE HIT .417 AT THE PLATE
- A THREE-TIME PERFECT GAME PRESEASON ALL-AMERICAN, SAUNDERS WAS RANKED AS THE NO. 232 PLAYER IN THE COUNTRY BY PG IN 2022
- HE WAS ALSO RANKED NO. 15 OVERALL IN THE STATE OF PENNSYLVANIA

YEAR	ERA	W	L	APP	GS	CG	SHO	SV	IP	H	R	ER	BB	SO	2B	3B	HR	BF	BAVG	WP	HBP	BK	SFA	SHA
2023	0.00	0	0	0	0	0	0	0	0	0	0	0	0	0	0	0	0	0	.000	0	0	0	0	0
TOTAL	0.00	0	0	0	0	0	0	0	0	0	0	0	0	0	0	0	0	0	.000	0	0	0	0	0



45 T.J. EGAN

Freshman Pitcher • 6-5 • 215 • Bats: L • Throws: L • Apple Valley, Minn. (Eastview H.S.)

2023 SEASON (LAST)	CATEGORY	CAREER HIGH (LAST)
N/A.....	IP.....	N/A
N/A.....	H.....	N/A
N/A.....	R.....	N/A
N/A.....	ER.....	N/A
N/A.....	SO.....	N/A
N/A.....	BB.....	N/A

- WILL MISS THE 2023 SEASON DUE TO TOMMY-JOHN SURGERY ON HIS THROWING ARM
- HAD A BIG TIME JUNIOR YEAR, POSTING A 1.75 ERA IN 48.0 INNINGS PITCHED WITH 75 STRIKE-OUTS AND JUST 10 EARNED RUNS
- PREP BASEBALL REPORT RANKED HIM AS THE NO. 12 PLAYER IN THE STATE AND NO. 4 LHP

YEAR	ERA	W	L	APP	GS	CG	SHO	SV	IP	H	R	ER	BB	SO	2B	3B	HR	BF	BAVG	WP	HBP	BK	SFA	SHA
2023	0.00	0	0	0	0	0	0	0	0	0	0	0	0	0	0	0	0	0	.000	0	0	0	0	0
TOTAL	0.00	0	0	0	0	0	0	0	0	0	0	0	0	0	0	0	0	0	.000	0	0	0	0	0



46 NOAH ROONEY

Sophomore Pitcher • 5-11 • 170 • Bats: L • Throws: L • Perham, Minn. (Perham H.S.)

2022 SEASON (LAST)	CATEGORY	CAREER HIGH (LAST)
3.1 (NEB, 5/7/22).....	IP.....	3.1 (NEB, 5/7/22)
4 (FAU, 2/19/22).....	H.....	4 (FAU, 2/19/22)
3 (FGCU, 2/23/22).....	R.....	3 (FGCU, 2/23/22)
3 (FGCU, 2/23/22).....	ER.....	3 (FGCU, 2/23/22)
3 (MSU, 4/29/22).....	SO.....	3 (MSU, 4/29/22)
2 (FGCU, 2/23/22).....	BB.....	2 (FGCU, 2/23/22)

- APPEARED IN 16 GAMES, POSTING A 6.33 ERA IN 21.1 INNINGS PITCHED AS A TRUE FRESHMAN IN 2022. STRUCK OUT 18 HITTERS, WALKED 11
- MADE MOST APPEARANCES FOR 2022 CLASS
- PG RANKED HIM AS THE NO. 3 LHP IN MINNESOTA AND THE NO. 20 OVERALL PLAYER IN THE STATE WHILE HANDING HIM RECOGNITION AS THE NO. 179 LHP NATIONALLY

YEAR	ERA	W	L	APP	GS	CG	SHO	SV	IP	H	R	ER	BB	SO	2B	3B	HR	BF	BAVG	WP	HBP	BK	SFA	SHA
2022	6.33	0	0	16	0	0	0	0	21.1	24	15	15	11	18	3	0	2	101	.293	1	4	1	1	3
2023																								
TOTAL	6.33	0	0	16	0	0	0	0	21.1	24	15	15	11	18	3	0	2	101	.293	1	4	1	1	3



47 NOAH DELUGA

Junior Pitcher • 6-0 • 180 • Bats: L • Throws: L • Lake Zurich, Ill. (Lake Zurich H.S.)

2022 SEASON (LAST)	CATEGORY	CAREER HIGH (LAST)
3.0 (NU, 5/20/22).....	IP.....	3.0 (NU, 5/20/22)
4 (INS, 2/26/22).....	H.....	6 (Iowa, 4/11/21)
5 (INS, 2/26/22).....	R.....	5 (INS, 2/26/22)
5 (INS, 2/26/22).....	ER.....	5 (INS, 2/26/22)
4 (NU, 5/20/22).....	SO.....	4 (NU, 5/20/22)
3 (FAU, 2/21/22).....	BB.....	3 (FAU, 2/21/22)

- MADE 17 APP. IN 2022, TALLYING A 12.67 ERA AND A 1-1 RECORD, TOSSED 16.1 INNINGS
- MADE 10 APP. AS A FRESHMAN IN 2021, PITCHING 22.0 INNINGS, 17 K'S
- FINISHED 2022 BY GOING A CAREER-LONG 3.0 INNINGS, STRIKING OUT FOUR AND ALLOWING NO RUNS VS. NORTHWESTERN (MAY 20).
- 2020 PG/RAWLINGS PRESEASON ALL-AMERICAN

YEAR	ERA	W	L	APP	GS	CG	SHO	SV	IP	H	R	ER	BB	SO	2B	3B	HR	BF	BAVG	WP	HBP	BK	SFA	SHA
2021	11.45	0	3	10	1	0	0	0	22.0	36	37	28	19	17	4	0	7	128	.360	3	5	1	2	1
2022	12.67	1	1	17	0	0	0	0	16.1	24	23	23	14	19	6	1	1	91	.333	2	3	0	1	1
2023																								
TOTAL	12.05	1	4	27	1	0	0	0	38.1	60	60	51	33	36	10	1	8	219	.349	5	8	1	3	2



CAREER HIGH (LAST)

1.2 (FAU, 2/21/22).....	IP.....	1.2 (FAU, 2/21/22)
3 (FAU, 2/21/22).....	H.....	3 (FAU, 2/21/22)
3 (FAU, 2/21/22).....	R.....	3 (FAU, 2/21/22)
3 (FAU, 2/21/22).....	ER.....	3 (FAU, 2/21/22)
2 (UST, 4/27/22).....	SO.....	2 (UST, 4/27/22)
3 (OMA, 5/17/22).....	BB.....	3 (OMA, 5/17/22)

• FROM MARCH 8 THROUGH APRIL 19, DAUMAN MADE FIVE STRAIGHT APPEARANCES (3.2 INNINGS) WITHOUT ALLOWING A RUN, STRIKING OUT FOUR WITH ZERO HITS ALLOWED.

• PLAYED 2020 AT TRITON COLLEGE AND 2021 AT SAINT LOUIS UNIVERSITY

YEAR	ERA	W	L	APP	GS	CG	SHO	SV	IP	H	R	ER	BB	SO	2B	3B	HR	BF	BAVG	WP	HBP	BK	SFA	SHA
2021*	15.75	0	1	10	0	0	0	0	8.0	7	14	14	16	6	2	0	2	49	.250	4	4	0	1	0
2022	8.59	0	0	10	0	0	0	0	7.1	7	7	7	12	9	2	2	1	45	.269	1	6	0	1	0
TOTAL	8.59	0	0	10	0	0	0	0	7.1	7	7	7	12	9	2	2	1	45	.269	1	6	0	1	0



CAREER HIGH (LAST)

0 (N/A)	AB	0 (N/A)
0 (N/A)	H	0 (N/A)
0 (N/A)	2B	0 (N/A)
0 (N/A)	3B	0 (N/A)
0 (N/A)	HR	0 (N/A)
0 (N/A)	RBI	0 (N/A)
0 (N/A)	SB	0 (N/A)

- A 2021 GRADUATE OF MINNETONKA HIGH SCHOOL, HE EARNED ALL-SECTION, HONORABLE MENTION ALL-CONFERENCE AND THE TEAM GOLD GLOVE AWARD AS A SENIOR
- HE HIT .308 WITH ONE HOME RUN, SEVEN R.B.I. AND 11 RUNS SCORED IN 2021

YEAR	AVG	GP	GS	AB	R	H	2B	3B	HR	RBI	SLG%	BB	HBP	SO	GDP	QB%	SF	SH	SB	PO	A	E	FLD%
2022	.000	0	0	0	0	0	0	0	0	0	.000	0	0	0	0	.000	0	0	0	0	0	0	.000
TOTAL	.000	0	0	0	0	0	0	0	0	0	.000	0	0	0	0	.000	0	0	0	0	0	0	.000

MINNESOTA BASEBALL



1

JAKE LARSON
INF | 6-0 | So.
Covington, Wash.



2

JOE HAUSER
INF | 6-2 | RSo.
Wauwaukee, Wis.



3

BRADY COUNSELL
INF | 6-2 | So.
Milwaukee, Wis.



4

EASTON FRITCHER
OF | 6-0 | Fr.
Hayfield, Minn.



6

KRIS HOKENSON
OF/LHP | 6-0 | Fr.
St. Louis Park, Minn.



7

BRETT BATEMAN
OF | 5-10 | Jr.
Arden Hills, Minn.



8

BRADY JURGELLA
OF | 6-0 | Jr.
Menasha, Wis.



9

KYLE BORK
INF | 6-5 | RJr.
Alpharetta, Ga.



10

SAM HUNT
C | 6-2 | RFr.
Minneapolis, Minn.



13

TRISTAN ELLIS
INF | 5-8 | Fr.
Greendale, Wis.



15

DREW BERKLAND
OF | 5-11 | Fr.
Wayzata, Minn.



16

JOSH FITZGERALD
OF | 6-0 | RJr.
Mason City, Iowa



17

SAM MALEC
RHP | 6-0 | So.
Woodbury, Minn.



18

WILL SEMB
RHP | 6-1 | Jr.
De Pere, Wis.



19

GEORGE KLASSEN
RHP | 6-2 | RSo.
Port Washington, Wis.



20

RILEY SWENSON
C | 6-3 | RSr.
Chaska, Minn.



21

JARED EVERSON
1B | 6-3 | So.
La Crosse, Wis.



22

WEBER NEELS
C/INF | 6-0 | Fr.
Cottage Grove, Minn.



23

IKE MEZZENGA
INF | 6-1 | RSo.
Shoreview, Minn.



27

JAKE PERRY
INF | 6-4 | So.
Hopkins, Minn.



28

CADEN CAPOMACCIO
RHP | 6-1 | Fr.
Green Bay, Wis.



29

TUCKER NOVOTNY
LHP | 6-5 | So.
Cottage Grove, Minn.



30

SETH CLAUSEN
RHP | 6-0 | So.
Bettendorf, Iowa



32

SAM KENNEDY
RHP | 6-1 | Fr.
St. Paul, Minn.



33

BOSTON MERILA
OF | 5-10 | Jr.
St. Michael, Minn.



35

CONNOR WIETEGREFE
LHP | 6-2 | So.
Prior Lake, Minn.



36

CAM BLAZEK
RHP | 6-3 | RSr.
Fargo, N.D.



37

TRENT SCHOEBERL
RHP | 6-5 | Sr.
White Bear Lake, Minn.



38

MICHAEL GURKA
RHP | 6-3 | Sr.
Clarendon Hills, Ill.



39

DAWSON HALL
LHP | 6-4 | Fr.
Richmond, Ky.

MINNESOTA BASEBALL



40

BEN SHEPARD
RHP | 6-1 | RSr.
Eden Prairie, Minn.



43

RICHIE HOLETZ
RHP | 6-5 | RSr.
Edina, Minn.



44

GILBERT SAUNDERS
RHP | 6-4 | Fr.
Gilbertsville, Pa.



45

T.J. EGAN
LHP | 6-5 | Fr.
Apple Valley, Minn.



46

NOAH ROONEY
LHP | 5-11 | So.
Perham, Minn.



47

NOAH DELUGA
LHP | 6-2 | Jr.
Lake Zurich, Ill.



48

RANDON DAUMAN
RHP | 6-2 | RSr.
Columbus, Wis.



52

DANNY DAVIS
C | 6-2 | So.
Minnetonka, Minn.



HC

JOHN ANDERSON
42nd Season
Nashwauk, Minn.




AC

PACKY CASEY
10th Season
Bloomington, Minn.



AC

ALEC CRAWFORD
1st Season
Wilton, Iowa



V. AC

MIKE KVASNICKA
1st Season
Lakeville, Minn.



AC

TY MCDEVITT
7th Season
Apple Valley, Minn.



AC

LEE SWENSON
26th Season
Chaska, Minn.



SAC

BENNETT THEISEN
2nd Season
St. Paul, Minn.



AT

ANTHONY PARISE
2nd Season
La Quinta, Calif.



ATH. PER.

SCOTTY MCWILLIAMS
6th Season
Bloomington, Minn.



SID

E.J. STEVENS
2nd Season
Apple Valley, Minn.



H. MGR

NOLAN SUMMERFIELD
3rd Season
Blaine, Minn.



MGR

SOLOMON WURM
2nd Season
Woodbury, Minn.



MGR

MARIE MILANOWSKI
3rd Season
Eagle River, Wis.



MGR

GRACE CARPENTER
4th Season
Madison, Wis.



MGR

JACKIE JAROSZ
2nd Season
Milwaukee, Wis.



MGR

PEYTON LINDER
1st Season
Chanhausen, Minn.



MGR

ALYSSA GRUTT
1st Season
Hutchinson, Minn.



MGR

DAYTON BAIRD
1st Season
Ripon, Wis.




MGR

A.J. LOUIE
1st Season
Minneapolis, Minn.



MGR

KAI FRANKE
1st Season
Zimmerman, Minn.



MGR

SYDNEY FRIEDERICHS
1st Season
Cold Spring, Minn.



MGR

CHRIS KHASHO
1st Season
Skokie, Ill.