

# THE UNIVERSITY OF NEW MEXICO SOFTBALL

FEB. 17-19 | DR. NATALICIO MEMORIAL TOURNAMENT

## 2023 SCHEDULE

OVERALL: 2-3 • MW: 0-0 • H: 0-0 • A: 1-2 • N: 1-1

DATE	OPPONENT	TIME/SCORE
2/9	at Nicholls	W, 12-3 (5)
<b>LSU Invitational</b> <b>Baton Rouge, La.</b>		
2/10	25/19 Oregon State	L, 2-0
2/10	20/25 at LSU	L, 11-3 (6)
2/11	25/19 Oregon State	W, 8-0 (5)
2/11	20/25 at LSU	L, 11-3 (6)
<b>Dr. Natalicio Memorial Tournament</b> <b>El Paso, Texas</b>		
2/17	Buffalo	7 p.m.
2/18	Santa Clara	10 a.m.
2/18	Texas Tech	1 p.m.
2/19	at UTEP	12 p.m.
2/19	at UTEP	3 p.m.
2/22	CSU Bakersfield	3 p.m.
2/22	CSU Bakersfield	5 p.m.
<b>Troy Cox Classic</b> <b>Las Cruces, N.M.</b>		
2/24	Oklahoma State	9 a.m.
2/24	Creighton	11:30 a.m.
2/25	at New Mexico State	2 p.m.
2/25	Nebraska	6:30 p.m.
2/26	Nebraska	9 a.m.
3/1	UTEP	3 p.m.
3/1	UTEP	5 p.m.
<b>Arizona State/GCU Classic</b> <b>Tempe, Ariz.</b>		
3/3	Houston	11 a.m.
3/3	at Arizona State	4 p.m.
3/4	Washington	11 a.m.
3/4	at GCU	4 p.m.
3/5	Charlotte	9:30 a.m.
<b>Texas Tech Tournament</b> <b>Lubbock, Texas</b>		
3/10	Manhattan	9 a.m.
3/10	Buffalo	11:30 a.m.
3/11	Buffalo	9 a.m.
3/11	at Texas Tech	4:30 p.m.
3/12	at Texas Tech	11:30 a.m.
3/15	at Weber State	3 p.m.
3/17	at Utah State *	4 p.m.
3/18	at Utah State *	12 p.m.
3/19	at Utah State *	12 p.m.
3/24	San José State *	6 p.m.
3/25	San José State *	2 p.m.
3/26	San José State *	12 p.m.
3/28	New Mexico State	3 p.m.
3/31	at Fresno State *	7 p.m.
4/1	at Fresno State *	3 p.m.
4/2	at Fresno State *	1 p.m.
4/6	Boise State *	6 p.m.
4/7	Boise State *	2 p.m.
4/8	Boise State *	12 p.m.
4/15	Colorado State *	2 p.m.
4/16	Colorado State *	12 p.m.
4/21	at San Diego State *	7 p.m.
4/22	at San Diego State *	5 p.m.
4/23	at San Diego State *	1 p.m.
4/28	Nevada *	6 p.m.
4/29	Nevada *	2 p.m.
4/30	Nevada *	11 a.m.
5/5	at UNLV *	4 p.m.
5/6	at UNLV *	1 p.m.
5/11-13	MW Conference Tournament	
	San Diego, Calif.	

**Bold** denotes home games  
 \*denotes Mountain West game  
 All times listed are Mountain Time  
 Game times are subject to change



**Record**  
 2-3, 0-0 MW  
**Head Coach**  
 Nicole Dickson  
**Record at UNM**  
 2-3, 0-0 (1st yr.)  
**Career Record**  
 171-126 (7th year)

BUFFALO



**Record**  
 1-3, 0-0 MAC  
**Last Season:**  
 22-24, 13-14 MAC  
**Head Coach:**  
 Mike Ruechel  
**Record at UB**  
 53-105-1 (5th yr.)  
**Career Record:**  
 Same

SANTA CLARA



**Record**  
 0-4, 0-0 WCC  
**Last Season:**  
 21-30 7-8 WCC  
**Head Coach:**  
 Gina Carbonatto  
**Record at SCU**  
 37-70 (4th yr.)  
**Career Record:**  
 Same

TEXAS TECH



**Record**  
 3-2, 0-0 Big 12  
**Last Season:**  
 22-27, 5-13 Big 12  
**Head Coach:**  
 Craig Snyder  
**Record at TTU**  
 3-2 (1st yr.)  
**Career Record:**  
 Same

UTEP



**Record**  
 3-2, 0-0 C-USA  
**Last Season:**  
 15-34, 5-19 C-USA  
**Head Coach:**  
 T.J. Hubbard  
**Record at UTEP**  
 34-79 (4th yr.)  
**Career Record:**  
 247-326-1 (13th yr.)

## THE OPPONENTS

UNM returns to the road to face familiar opponents, having played UTEP, Santa Clara and Buffalo last season and Texas Tech, with the Lobos last playing the Red Raiders in 2021. The Lobos have a win streak going against Santa Clara, UTEP and Buffalo.

vs. Buffalo	vs. Santa Clara	vs. Texas Tech	vs. UTEP
Overall: 3-0	Overall: 9-2	Overall: 28-26	Overall: 17-12
Last Five: 3-0	Last Five: 5-0	Last Five: 1-4	Last Five: 2-3
Last Game: 2/26/22 (W, 6-2)	Last Game: 3/5/22 (W, 3-0)	Last Game: 3/13/21 (L, 1-0)	Last Game: 2/24/22 (W, 5-4)
Last Win: Same	Last Win: Same	Last Win: 3/2/18 (14-13/ 10)	Last Win: Same
Series Trend: W3	Series Trend: W9	Series Trend: L4	Series Trend: W1

## LOBO NOTES

### NEW ERA IN LOBO SOFTBALL

- Nicole Dickson begins her first season at the helm of the softball program after being hired on June 3, 2022.
- Dickson spent the past six seasons at Stephen F. Austin. Of note, her first win at SFA was against New Mexico, a 5-1 win on Feb. 17, 2017. Her second win was also against UNM, a 3-1 final on Feb. 18, 2017.
- Shortly after being hired, Dickson added Morgan Spearman as an assistant coach, joining her at UNM from SFA. She completed her staff with her second assistant coach in Skylar Black.
- Coach Dickson oversees the pitching group and will occupy the third base coach's box, while Coach Spearman works with the outfielders and oversees the Lobo offense and will be in the first base coach's box when the Lobos are at-bat. Coach Black works with the catchers and the infielders.
- Dickson and staff hit the recruiting trail, adding reinforcements in the circle in Taylor Snow, Jenna Trim and Emmalyn Brinka, as well as a catcher in Chloe Yeatts and an outfielder in Maddie Boldt.

### FIRST GAME, FIRST WIN

- Coach Dickson became just the second coach to win in their Lobo coaching debut, doing so with the largest margin of victory (+9). Erica Beach was the other head coach to win in her first game (a 10-2, five inning win against Utah Valley on Feb. 12, 2011).

### MAKING A STATEMENT FROM THE START

- UNM had its first five hitters reach base in the season opener at Nicholls and scored six runs in the first on four hits, two hit-by-pitches and two walks. UNM added three runs in the third, two in the fourth and one in the fifth to earn the run-rule victory.
- UNM's win was the first season-opening run rule since 2011, a 10-2 win over Utah Valley in five and the fourth in program history (1993, 1992).
- The Lobos picked up a signature win on Saturday, defeating No. 19 Oregon State 8-0 in five innings.
- It was UNM's first win over a ranked opponent since No. 23 Nebraska back on March 19, 2016 (a 6-3 win) and the first done in run-rule fashion since Feb. 23, 2012, a 15-3 win over another Power 5 opponent in No. 14/16 Texas A&M in six. Historically, it was UNM's ninth win over a ranked opponent.
- The Lobos needed just two innings to produce their eight runs on eight hits, scoring four in the first and four in the third. Six different Lobos contributed a hit with Chloe Yeatts and Maddie Boldt leading with 2-3 outings at the plate with Boldt driving in three RBI, while Olivia Birkinshaw added three RBI on a pinch-hit double in the fourth. Six of UNM's runs came with two outs.

### NEWCOMERS COMING THROUGH

- Newcomers Maddie Boldt, Emmalyn Brinka, Chloe Yeatts and Keyannah Chavez

## 2023 QUICK FACTS

### TEAM INFORMATION

2022 Overall Record	26-27
2022 MW Record	6-18 (9th)
Letterwinners Returning/Lost	16/7
Pitchers Returning/Lost	2/4
Starters Returning/Lost	7/2
Newcomers	11

### PROGRAM HISTORY

First Year of Softball	1978
All-Time Record	1043-1197-3
Mountain West Record	138-323-1
NCAA Tournament Appearances	3
1980 (AIAW), 1981 (AIAW) and 1983 (NCAA)	
Last NCAA Postseason Opponent	Cal State Fullerton
Last NCAA Postseason Result	CSUF won series 2-1
Conference Championships	3
1980 (Intermountain), 1981 (Intermountain) and 1983 (High Country)	

### SOFTBALL STAFF

Head Coach	Nicole Dickson (First season)
Record at UNM	2-3
Career Record	171-126 (Seventh season)
Assistant Coach	Morgan Spearman (First season)
Assistant Coach	Skylar Black (First season)
Vol. Asst. Coach	Andrea Howard (First season)
Dir. of Operations	Shelley Black (First season)

### GENERAL INFORMATION

Name of School	University of New Mexico
Founded	1889 by Territorial Legislature
Enrollment	25,015
Nickname	Lobos
School Colors	Cherry & Silver
Conference	Mountain West
Affiliation	NCAA Division I
Venue	Lobo Softball Field
Dimensions	205-225-205
Capacity	1,500
President	Dr. Garnett Stokes
Athletic Director	Eddie Nuñez

### COMMUNICATIONS

Softball Contact	Allison Weiss
Email	allisonweiss@unm.edu
Cell Phone (Preferred)	(661) 313-5402
Communications Office	(505) 925-5520

### DIGITAL MEDIA

Athletics Website	GoLobos.com
Main University Web Site	unm.edu
Conference Website	TheMW.com
Twitter	@UNMLoboSB
Instagram	@UNMLoboSB
Facebook	@UNMLoboSB

made an impact in their first games as Lobos.

- In the circle, freshman Brinka threw a complete game to earn her first collegiate win against No. 19 Oregon State, striking out four and allowing two hits in the shutout. Brinka has appeared in two games to date, and has pitched 7.2 innings with five strikeouts.
- Boldt hit three home runs, a double and a triple with a total of eight RBI. The junior had three RBI in each of Saturday's games, hitting a triple in the first inning against the Beavers to score two runs and a double in the fourth to score a run. Against the Tigers, Boldt hit a two-run home run and added a RBI to account for all three Lobo runs. Boldt recorded at least one hit and one RBI in four of the five games, and hit a home run in three games.
- Boldt led the conference with a 1.214 slugging percentage, three home runs, 17 total bases and 8 RBI.
- Chavez started all five games in left field and went 3-4 in the season opener at Nicholls which included a double. Chavez recorded a hit in three of the games and hit .417.
- Yeatts started all five games, finishing with six hits, three RBI and a walk, hitting .400 with a .438 on-base percentage. Yeatts drove in the first two runs of the season on a single through the right side in her first collegiate at-bat.
- Chavez and Boldt have reached base in all five games. Yeatts has three multiple hit games (all with two hits).

### ANY MEANS NECESSARY

- In UNM's first five games, the Lobos reached base 18 times via either a hit-by-pitch or walk (nine BB, nine HBP).
- The Lobos drew three walks and five hit-by-pitches in the win at Nicholls and had one hit-by-pitch in the first game against Oregon State with four walks.
- UNM drew at least one walk and one hit-by-pitch in four of the five games.
- Ashley Archuleta leads with three walks with Maddie Boldt behind with two walks, and Lauren Garcia and Keyannah Chavez have each reached base on hit-by-pitches twice.
- Six different players have reached on a HBP and six have reached on a walk.
- The Lobos lead the MW in hit-by-pitches.

### WHAT'S NEW WITH UNM

- There are a total of 11 newcomers on the 2023 roster, with eight freshmen and three transfers.
- UNM added three pitchers, four outfielders, two catchers, one infielder and a pitcher who can also play infield.

### RETURN OF RACHAEL

- Rachael Hathoot returns to the field after missing the 2022 season due to an injury, which is a major boost for the Lobo infield.
- The Albuquerque native has started in 72 games for the Lobos and has tallied 53 hits and 88 total bases that includes 16 doubles, two triples and five home runs. Her career batting average is .244, with a .311 on-base percentage and a .406 slugging percentage.
- Poised to play shortstop, Hathoot has had 13 multiple hit games and nine multiple RBI games in her career.

### IT STARTS IN THE CIRCLE

- From the time she was hired, Coach Dickson has repeatedly stated that success starts in the circle, and has backed that up by adding depth.
- It all starts with returner Amber Linton, who made two starts in the opening weekend and made a relief appearance in Saturday's game at LSU. Linton pitched a team-high 14.1 innings, striking out nine.
- The RHP pitched a team-high 156.2 innings last season with a team-high 27 starts.
- Linton finished third in the MW last season in batters struck out with 156 and in batters struck out looking with 56. She finished with 10+ strikeouts in two games and five or more strikeouts in 14 games. She averaged 4.1 strikeouts per game.
- Linton's 6.97 strikeouts per game in 2022 was the single-season program record and her 156 strikeouts were the sixth-most in a single-season in program history.
- In addition, the Lobos return Samantha Fohrman, who appeared in three games with two starts and 9.0 innings before her season ended due to injury.
- Fohrman got the start in Saturday's game at LSU, going 1.1 innings and allowing one earned run on two hits.
- The Lobos added two freshmen pitchers in Emmalyn Brinka and Bella Mitchell, a redshirt-sophomore transfer in Taylor Snow and a junior transfer in Jenna Trim.
- Brinka got the start against Oregon State on Feb. 11 and pitched a complete game shutout after pitching 2.2 innings of relief in Friday's game against LSU.

### FULLY CHARGED BATTERY

- In addition to having six pitchers, the Lobos are fully stocked at the catcher position with six catchers.

- Leslie Romero returns with the most time behind the plate last season, starting at catcher in 24 games. Savana Martinez and Janae Cameron each started in seven games.
- The Lobos added two freshmen catchers in Chloe Yeatts and Grace Rana.
- Yeatts started three games during the opening weekend with Romero and Martinez each starting in one.

### LOBOS IN THE OUTFIELD

- The Lobos have to replace two key pieces in the outfield with the graduation of Andrea Howard and Taryn Young.
- Howard started in all 53 games in 2022 and led the team at the plate with a .403 batting average, .531 on-base percentage and .875 slugging percentage, as well as led with 58 hits, 18 home runs, three triples, 57 RBI and 126 total bases.
- Howard held down center for the past four seasons, starting in 171 games.
- Young started all 53 games in right last season and accounted for 57 total bases, 31 hits, seven home runs, 24 RBI and 57 total bases. Young started in 119 games during her Lobo career, all in right.
- The Lobos return outfielder Peyton Robinson, who has played in 99 games with 98 starts in her two years at UNM and started all 53 games in left last season.
- So far, the Lobos have started the same outfielders all five games in Keyannah Chavez in left, Robinson moving to center and Maddie Boldt playing right.

### JUMP RIGHT IN

- UNM opened the season on the road with two Power 5 opponents who made the NCAA Tournament last season, including a team that advanced to the WCWS.
- The Lobos faced Oregon State and LSU opening weekend, with OSU coming off of a 39-22 season in which the Beavers defeated Ohio State and Tennessee in the Knoxville regional and swept Stanford in the Super Regionals to earn a spot as one of the final eight teams in Oklahoma City.
- Oregon State finished the season ranked 10th by ESPN.com and USA Softball and 8th in the USA Today / NFCA rankings.
- LSU went 34-23 last season and was selected to the NCAA Tournament in the Tempe Regional. The Tigers lost their first two games, including to MW opponent San Diego State.

### NO LET UP IN NON-CONFERENCE

- The Lobos will play a total of eight teams that made the NCAA Tournament a season ago, three teams that advanced to the Super Regionals and two teams that made the WCWS in the non-conference portion of their schedule. MW opponent San Diego State will make nine NCAA Tournament teams on the 2023 schedule overall.
- UNM plays at least one Power 5 school every non-conference tournament, which includes a total of seven schools from four of the Power 5 conferences. Of those, two are from the Big 12, three from the Pac-12, and one each from the Big Ten and SEC.
- The Lobos will face the aforementioned LSU (SEC) and Oregon State (Pac-12), Oklahoma State (Big 12), Nebraska (Big Ten), Arizona State (Pac-12), Washington (Pac-12) and Texas Tech (Big 12).
- In addition, the Lobos will play Weber State (Big Sky) and GCU (WAC), who both made the NCAA Tournament after winning its respective conference tournaments.
- Of the teams that UNM will play in the non-conference, nine finished with 30-plus wins last season with three finishing with 40-plus wins.
- UNM will play schools from 15 different conferences, spanning from coast-to-coast, and includes the Southland, SEC, Pac-12, MAC, WCC, Big 12, C-USA, Big West, BIG East, WAC, Big 10, American, MAAC and Big Sky.
- Of UNM's non-conference opponents, four were ranked in the ESPN/ USA Softball Collegiate Top 25 preseason rankings. Oklahoma State was the highest-ranked team at No. 3, Washington was No. 16, LSU No. 20 and Oregon State No. 25.
- In the Softball America Preseason Top 25, Oklahoma State was No. 2, Washington was No. 17, Oregon State was No. 24 and Arizona State was No. 25.
- In the USA Today/NFCA preseason rankings, Oklahoma State was picked No. 3, Washington No. 14, Oregon State No. 19, Arizona State No. 22 and LSU No. 25. Nebraska was receiving votes.

### IT'S NOT HOW YOU START...

- UNM was picked eighth in the MW Preseason Coaches' Poll with 23 points. The Lobos were 2 points behind a three-way tie for fifth with Fresno State, Nevada and San José State and two points ahead of Utah State.

### TAKE ME HOME

- The weekend takes redshirt freshman Lauren Garcia home to El Paso. Garcia played at Montwood HS, where she was named El Paso County Softball Player of the Year her senior year.
- UNM has a total of eight players from the state of Texas

### LIFE ON THE ROAD

- UNM's first 10 games of the season are on the road, and the Lobos will have just 16 home games in 2023 starting with a doubleheader against Cal State Bakersfield on Feb. 22.

### CALL HER COACH HOWARD

- She may have hung up her cleats as a collegiate player, but Andrea Howard's time as a Lobo isn't over. UNM head softball coach Nicole Dickson announced the addition of Howard as a volunteer assistant coach in September, with Howard assisting with the outfield and hitting.
- Howard graduated as the program's all-time leader in home runs and total bases, second in career slugging percentage, runs-batted-in and walks and fourth in on-base percentage.
- Through her 222 games as a Lobo, starting in 221, Howard recorded 47 home runs, 380 total bases, 147 RBI, 123 walks and carried a slugging percentage of .637 and an on-base percentage of .427.
- She was a three-time All-Mountain West honoree, became the only two-time first team Academic All-American in program history and is a three-time CoSIDA All-American, and was considered for the NCAA Woman of the Year Award as the sole representative of the Mountain West.





**0**  
Evany Gonzalez  
INF • 5-1 • FR. • L/R  
Alvin, Texas



**2**  
Savana Martinez  
C • 5-3 • RS-SO. • R/R  
Albuquerque, N.M.



**3**  
Rachael Hathoot  
INF • 5-8 • RS-JR. • R/R  
Albuquerque, N.M.



**4**  
Jenna Trim  
P/UT • 5-10 • JR. • R/R  
North Curl Curl, Australia



**5**  
Emmalyn Brinka  
P • 6-0 • FR. • R/R  
Chandler, Ariz.



**6**  
Alexis Vigil  
INF • 5-0 • SR. • R/R  
Los Lunas, N.M.



**7**  
Ashley Archuleta  
INF • 5-4 • SO. • L/R  
Rio Rancho, N.M.



**8**  
Bella Mitchell  
P • 5-6 • FR. • R/R  
New Braunfels, Texas



**9**  
Seleste Compian  
OF • 5-1 • FR. • L/R  
Rosenberg, Texas



**12**  
Savannah Braun  
OF • 5-10 • JR. • R/R  
Tualatin, Ore.



**13**  
Elizabeth Baylor  
OF • 5-8 • FR. • R/R  
Richmond, Texas



**14**  
Taylor Snow  
P • 5-10 • R-SO. • R/R  
Columbia, La.



**16**  
Leslie Romero  
C • 5-6 • SR. • L/R  
Gonzales, Calif.



**17**  
Amber Linton  
P • 6-0 • JR. • R/R  
Franklin, Ind.



**18**  
Grace Rana  
C • 5-6 • FR. • R/R  
Queen Creek, Ariz.



**20**  
Emma Bramson  
INF • 5-7 • SO. • R/R  
Valencia, Calif.



**21**  
Peyton Robinson  
OF • 5-6 • SR. • L/R  
Saginaw, Texas



**24**  
Diamond Sandoval  
OF • 5-3 • SO. • R/R  
Norwalk, Calif.



**25**  
Chloe Yeatts  
C • 5-9 • FR. • R/R  
Ardmore, Okla.



**27**  
Olivia Birkinshaw  
OF • 5-10 • SO. • R/R  
Santa Margarita, Calif.



**28**  
Samantha Fohrman  
P • 5-7 • SR. • R/R  
Cottage Grove, Minn.



**34**  
Maddie Boldt  
OF • 5-8 • JR. • R/R  
Round Rock, Texas



**38**  
Keyannah Chavez  
OF • 5-1 • FR. • L/L  
Leander, Texas



**42**  
Loran Walker  
C • 5-6 • RS-FR. • R/R  
Meridian, Idaho




**44**  
Lauren Garcia  
INF • 5-11 • RS-FR. • R/R  
El Paso, Texas



**55**  
Janae Cameron  
C • 5-9 • SR. • R/R  
Windsor, Colo.



**77**  
Ryan Tuck  
1B • 6-0 • SR. • R/R  
Hillsboro, Ore.



Nicole Dickson  
Head Coach



Morgan Spearman  
Assistant Coach




Skylar Black  
Assistant Coach



Andrea Howard  
Volunteer Ast.



Shelley Black  
Dir. of Operations



Kelly Trevino  
Athletic Trainer

**NUMERICAL ROSTER**

#	NAME	POS	HT	YR	B/T	HOMETOWN (PREVIOUS SCHOOL)
0	Evany Gonzalez	INF	5-1	Fr.	L/R	Alvin, Texas (Lutheran South Academy)
2	Savana Martinez	C	5-3	RS-So.	R/R	Albuquerque, N.M. (Rio Rancho HS)
3	Rachael Hathoot	INF	5-8	RS-Jr.	R/R	Albuquerque, N.M. (La Cueva HS)
4	Jenna Trim	P/UT	5-10	Jr.	R/R	North Curl Curl, NSW, Australia (Pensacola State)
5	Emmalyn Brinka	P	6-0	Fr.	R/R	Chandler, Ariz.(Corona del Sol HS)
6	Alexis Vigil	INF	5-0	Sr.	R/R	Los Lunas, N.M. (Coll. of Southern Nevada)
7	Ashley Archuleta	INF	5-4	So.	L/R	Rio Rancho, N.M. (Cleveland HS)
8	Bella Mitchell	P	5-6	Fr.	R/R	New Braunfels, Texas (Canyon HS)
9	Seleste Compian	OF	5-1	Fr.	L/R	Rosenberg, Texas (George Ranch HS)
12	Savannah Braun	OF	5-10	Jr.	R/R	Tualatin, Ore. (Tualatin HS)
13	Elizabeth Baylor	OF	5-8	Fr.	R/R	Richmond, Texas (Churchill Fulshear HS)
14	Taylor Snow	P	5-10	RS-So.	R/R	Columbia, La. (Louisiana)
16	Leslie Romero	C	5-4	Sr.	R/R	Gonzales, Calif. (Salinas HS)
17	Amber Linton	P	6-0	Jr.	R/R	Franklin, Ind. (Indiana)
18	Grace Rana	C	5-6	Fr.	R/R	Queen Creek, Ariz. (Queen Creek HS)
20	Emma Bramson	INF	5-7	So.	R/R	Valencia, Calif. (Valencia HS)
21	Peyton Robinson	OF	5-6	Sr.	L/R	Saginaw, Texas (Southern Nazarene)
24	Diamond Sandoval	OF	5-3	Jr.	R/R	Norwalk, Calif. (St. Paul HS)
25	Chloe Yeatts	C	5-9	Fr.	R/R	Ardmore, Okla. (Lone Grove HS)
27	Olivia Birkinshaw	OF	5-10	So.	R/R	Santa Margarita, Calif. (Mission Viejo HS)
28	Samantha Fohrman	P	5-7	Sr.	R/R	Cottage Grove, Minn. (Georgian Court)
34	Maddie Boldt	OF	5-8	Jr.	R/R	Round Rock, Texas (Incarnate Word)
38	Keyannah Chavez	OF	5-1	Fr.	L/L	Leander, Texas (Glen HS)
42	Loran Walker	C	5-6	RS-Fr.	R/R	Meridian, Idaho (Rocky Mountain HS)
44	Lauren Garcia	INF	5-11	RS-Fr.	R/R	El Paso, Texas (Montwood HS)
55	Janae Cameron	C	5-9	Sr.	R/R	Windsor, Colo. (Nebraska Omaha)
77	Reyan Tuck	1B	6-0	Sr.	R/R	Hillsboro, Ore. (Towson)

**COACHING STAFF**

Head Coach: Nicole Dickson	1st season	Eastern New Mexico
Assistant Coach: Morgan Spearman	1st season	Angelo State
Assistant Coach: Skylar Black	1st season	Stephen F. Austin
Volunteer Assistant: Andrea Howard	1st season	New Mexico
Director of Ops: Shelley Black	1st season	Stephen F. Austin

**HOME****ARIZONA (2)**

Emmalyn Brinka, Grace Rana

**AUSTRALIA (1)**

Jenna Trim

**CALIFORNIA (4)**

Olivia Birkinshaw, Emma Bramson, Leslie Romero, Diamond Sandoval

**COLORADO (1)**

Janae Cameron

**IDAHO (1)**

Loran Walker

**INDIANA (1)**

Amber Linton

**LOUISIANA (1)**

Taylor Snow

**MINNESOTA (1)**

Samantha Fohrman

**NEW MEXICO (4)**

Ashley Archuleta, Rachael Hathoot, Savana Martinez, Alexis Vigil

**OKLAHOMA (1)**

Chloe Yeatts

**OREGON (2)**

Savannah Braun, Reyan Tuck

**TEXAS (8)**

Elizabeth Baylor, Maddie Boldt, Keyannah Chavez, Seleste Compian, Lauren Garcia, Evany Gonzalez, Bella Mitchell, Peyton Robinson

**PRONUNCIATION GUIDE**

3	RACHAEL HATHOOT	Ray-chel HAT-hoot
6	Alexis VIGIL	VEE-hill
9	Seleste COMPIAN	CALM-pee-ON
12	Savannah BRAUN	BRAWN
18	Grace RANA	RAIN-ah
25	Chloe YEATTS	Rhymes with Gates
28	Samantha FOHRMAN	FOUR-mihn
42	LORAN Walker	Lauren
77	REYAN Tuck	REE-ann

**CLASS****SENIORS (6) (\*Super Senior)**

55	Janae Cameron*	C
28	Samantha Fohrman	RHP
21	Peyton Robinson*	OF
16	Leslie Romero	C
77	Reyan Tuck*	1B
6	Alexis Vigil*	INF

**JUNIORS (6)**

34	Maddie Boldt	OF
12	Savannah Braun	OF
3	Rachael Hathoot (R-Jr.)	INF
17	Amber Linton	RHP
24	Diamond Sandoval	OF
4	Jenna Trim	RHP/UTL

**SOPHOMORES (5)**

7	Ashley Archuleta	INF
27	Olivia Birkinshaw	OF
20	Emma Bramson	INF
2	Savana Martinez (R-So.)	C
14	Taylor Snow (R-So.)	RHP

**FRESHMEN (10)**

13	Elizabeth Baylor	OF
5	Emmalyn Brinka	RHP
38	Keyannah Chavez	OF
9	Seleste Compian	OF
44	Lauren Garcia (R-Fr.)	INF
00	Evany Gonzalez	INF
8	Bella Mitchell	RHP
18	Grace Rana	C
42	Loran Walker	C
25	Chloe Yeatts	C

**POSITIONAL BREAKDOWN****PITCHERS (6)**

4	Jenna Trim
5	Emmalyn Brinka
8	Bella Mitchell
14	Taylor Snow
17	Amber Linton
28	Samantha Fohrman

**CATCHERS (6)**

2	Savana Martinez
16	Leslie Romero
18	Grace Rana
25	Chloe Yeatts
42	Loran Walker
55	Janae Cameron

**INFIELDBERS (7)**

00	Evany Gonzalez
3	Rachael Hathoot
6	Alexis Vigil
7	Ashley Archuleta
20	Emma Bramson
44	Lauren Garcia
77	Reyan Tuck

**OUTFIELDERS (8)**

9	Seleste Compian
12	Savannah Braun
13	Elizabeth Baylor
24	Diamond Sandoval
21	Peyton Robinson
27	Olivia Birkinshaw
34	Maddie Boldt
38	Keyannah Chavez

**UTILITY (1)**

4	Jenna Trim
---	------------



## HEAD COACH NICOLE DICKSON



Nicole Dickson enters her first season at The University of New Mexico and became the sixth head coach in program history when she was hired on June 3, 2022.

Dickson spent the last six seasons as the head coach at Stephen F. Austin, with the Ladyjacks surpassing 30 wins in four of five seasons and were on pace for another stellar result in the shortened 2020 season with a 19-4 record. Through her six seasons, Dickson compiled a 169-123 record and was named the 2021 Southland Conference Coach of the Year. Under her leadership, SFA had 20 all-conference selections, as well as two hitter of the year and pitcher of the year selections, a player of the year and a freshman of the year.

In 2021, the program set three program records. SFA's 25 league wins and just two conference losses were a program best, with the team setting another program record with 18 consecutive wins.

In the shortened 2020 season, Dickson and the Ladyjacks went 19-4 and set a program record with a then-13 consecutive wins with a NCAA Division I best nine true road wins.

In the 2019, SFA went 36-23, compiling wins over Power Five programs Illinois, Mississippi State, Indiana and Baylor.

Before taking the helm at SFA, Dickson gained experience as the head coach at Tyler Junior College (2013-16) and a spent a year as the head coach at Paris Junior College (2012-13). Dickson got her start in coaching as a graduate assistant at Hardin-Simmons in 2008 before getting her first coaching job as an assistant coach at Howard College in 2010.

Dickson earned a B.S. in health and physical education from Eastern New Mexico in 2008 and earned a master's in sports management and kinesiology from Hardin-Simmons in 2009.

Coach Dickson has several ties to New Mexico. She pitched at Eastern New Mexico from 2007-08 and umpired in the summers in Albuquerque while in college.

In addition, Coach Dickson's first win at SFA was against UNM (a 5-1 win on Feb. 17, 2017).

## YEAR-BY-YEAR

YEAR	SCHOOL	OVERALL	CONFERENCE
2023	New Mexico	2-3 (.400)	0-0
2022	Stephen F. Austin	31-27 (.534)	18-6 (.750)
2021	Stephen F. Austin	35-12 (.745)	25-2 (.926)
2020	Stephen F. Austin	19-4 (.826)	3-0 (1.000)
2019	Stephen F. Austin	36-23 (.610)	18-9 (.667)
2018	Stephen F. Austin	31-24 (.564)	18-9 (.667)
2017	Stephen F. Austin	17-33 (.340)	9-15 (.375)
2016	Tyler JC	60-6 (.909)	27-1 (.964)
2015	Tyler JC	39-18 (.684)	18-10 (.643)
2014	Tyler JC	Hired to start softball program	
2013	Paris JC		
2012	Paris JC		

## COACH DICKSON ALL-TIME RECORDS

OPPONENT	Series	H	A	N
Abilene Christian	9-9	2-4	7-5	
Arkansas-Pine Bluff	1-0			1-0
Austin Peay	1-0			1-0
Baylor	1-3	0-1	1-2	
Belmont	1-0			1-0
Bowling Green	0-1			0-1
Butler	1-1			1-1
Central Arkansas	6-6	2-1	4-4	0-1
Coppin State	1-0			1-0
Drake	1-0			1-0
Evansville	0-1			0-1
Georgia State	0-1			0-1
Grambling State	1-0			1-0
Grand Canyon	1-2			1-2
Hofstra	1-0			1-0
Houston	0-2		0-2	
Houston Baptist	10-2	7-2	3-0	
Illinois	1-0			1-0
Illinois State	0-1			0-1
Incarnate Word	11-1	2-1	9-0	
Indiana	1-0			1-0
Jackson State	3-0	1-0		2-0
Jacksonville	1-1			1-1
Jacksonville St.	1-0			1-0
Kansas	0-3			0-3
Kent State	1-0			1-0
Lamar	15-6	7-5	8-1	
Louisiana	0-2		0-2	
Louisiana-Monroe	6-3	1-1	4-2	1-0
LSU	0-6		0-6	
Louisiana Tech	2-4	2-1	0-2	0-1
Maryland	1-0			1-0
McNeese	4-9	4-3	0-4	0-2
Memphis	3-0	2-0		1-0
Middle Tennessee	4-0	1-0		3-0
Mississippi State	1-3		1-3	
Mississippi Valley	2-1			2-1
Missouri	0-1		0-1	
Missouri State	1-5		0-1	1-4
New Mexico	2-0			2-0
Nicholls	5-5	4-2	1-3	
North Texas	0-4		0-4	
Northern Iowa	2-0			2-0
Northwestern State	8-3	6-3	1-0	1-0
Ole Miss	0-3		0-3	
Oregon	0-1			0-1
Oregon State	1-1			1-1
Pitt	0-1			0-1
Prairie View	6-0	2-0	4-0	
Purdue	2-0			2-0
Sam Houston State	13-6	5-1	8-4	0-1
Seattle	2-0			2-0
South Alabama	2-3		2-3	
South Dakota State	0-1			0-1
Southeastern La.	1-3		1-2	0-1
Southern	3-0			3-0
Southern Illinois	0-1			0-1
Southern Miss	1-1		1-1	
Syracuse	0-1			0-1
Tarleton State	6-2	2-1	3-0	1-1
Tennessee Tech	1-1			1-1
Texas Arlington	2-3	1-1	1-2	
Texas A&M	0-5		0-5	
Texas A&M-CC	8-1	3-0	5-1	
Texas Southern	8-0	3-0	4-0	1-0
Texas Tech	0-1			0-1
UMKC	0-2			0-2
USC Upstate	0-1			0-1
UT Martin	1-0			1-0
Valparaiso	1-0			1-0
Western Kentucky	0-2			0-2
Western Michigan	3-0			3-0
	171-126	57-27	68-63	46-36

## RANKED WINS

No. 16	Indiana	1-0	3/1/19
No. 24	Mississippi St.	1-0	2/10/19
No. 25	Illinois	7-2	2/23/19
No. 19	Oregon State	8-0 (5)	2/11/23

## COACHING HISTORY

2017-22: Stephen F. Austin, Head Coach  
 2013-16: Tyler Junior College, Head Coach  
 2012-13: Paris Junior College, Head Coach  
 2010-12: Howard College, Assistant Coach  
 2008-09: Hardin-Simmons, Graduate Assistant

## ASSISTANT COACH MORGAN SPEARMAN



Morgan Spearman enters her first season as an assistant coach with the Lobos after joining the program in June 2022.

In her role with UNM, Spearman's primary responsibilities will be hitting and outfield with recruiting as a secondary responsibility.

"We have worked together for five years now and balance each other well," stated Dickson. "Her strengths include player development and teaching the game, with an incredible work ethic and task efficiency, and preparation with scouting and practice plans. I'm excited to have her join UNM Softball."

As mentioned, the new Lobo coach has worked with Dickson for the past five seasons at Stephen F. Austin, working with the Ladyjack outfielders and hitters as well as handled team travel and program operations.

Working with Dickson, Spearman was instrumental to the Ladyjacks' success in winning the Southland Conference in 2021 and the WAC Southwest Division in 2022 and in accumulating 30-plus wins in four of the past five seasons. Working with the hitters, Spearman developed the 2021 Southland Hitter of the Year along with three named to the All-Southland First Team, two placed on the All-Southland Second Team and one on the All-Southland Third Team in 2021. This past year, Spearman helped two players earn All-WAC Second Team honors.

During her time at SFA, the Ladyjacks had two hitter of the year selections.

Previous to serving as the assistant coach at SFA, Spearman was an assistant coach at Eastern New Mexico from 2016-17 and was a graduate assistant at her alma mater, Angelo State, from 2014-16.

Spearman played collegiately at Angelo State from 2011-14, earning All-America honors in 2013 and 2014. Further, she was named to the first team all-region and a NFCA Third Team All-American in 2013 and in 2014, was named to the NFCA All-America First Team and named the Division II Softball Player of the Year Honda Cup Award winner. An outfielder, Spearman was the Lone Star Conference Player of the Year in 2014, and broke Angelo State and Lone Star Conference single-season records her senior season after hitting .506.

## ASSISTANT COACH SKYLAR BLACK



Skylar Black enters his first year as an assistant coach at UNM after being hired in July 2022.

As a former catcher at Stephen F. Austin, Black will oversee the catcher position and serve as the infield coach with the Lobos.

Black joins the program after serving as a volunteer assistant coach at SFA with the baseball team, where he garnered experience working with the catchers and was the secondary infield coach.

"I have worked with Skylar for two years, so he knows our expectations and culture," stated Dickson. "He's a high-character individual that is hard working and can teach and develop players defensively, which is what we need."

As aforementioned, Black was a catcher for the Lumberjacks. His senior season, Black was named to the 2021 All-Southland Conference Second Team after leading the team in total RBI (34), home runs (seven), total bases (74) and slugging percentage (.510). As a sophomore, he split time as catcher, first base and designated hitter.

After graduation, Black spent a season with the Missoula Paddle-Heads in the Pioneer League.

## SERIES HISTORY

## BUFFALO

## Series Record: 3-0

2/28/14	W	5-2
3/1/14	W	5-2
2/26/22	W	6-2

## SANTA CLARA

## Series Record: 9-2

3/27/87	L	3-1
3/25/88	L	2-0
3/24/90	W	5-4
3/22/91	W	10-0 (5)
3/14/01	W	4-2
3/14/01	W	8-1
3/10/17	W	10-2 (6)
3/11/17	W	7-3
3/12/17	W	6-1
3/4/22	W	7-6
3/5/22	W	3-0

## UTEP

## Series Record: 17-12

2/29/04	W	5-0
2/29/04	W	10-1
3/18/04	W	3-1
3/18/04	W	7-2
2/18/06	L	17-7
2/26/06	W	10-7 (8)
2/28/10	L	7-5
4/27/10	L	12-2
4/27/10	L	7-3
3/29/11	W	10-4
3/29/11	L	10-3
5/1/12	L	10-7
5/2/12	L	11-8
5/2/12	W	14-7
4/24/13	W	6-5
4/24/13	W	4-2
3/11/14	L	7-6
3/11/14	W	9-6
3/3/15	W	7-5
3/3/15	W	7-4
3/15/16	W	8-2
3/15/16	W	7-6
3/8/17	W	7-6
3/8/17	L	7-4
3/3/18	L	8-0 (5)
4/16/18	L	7-0
2/8/19	W	15-6
4/9/19	L	7-1
2/24/22	W	5-4

## TEXAS TECH

## Series Record: 28-26

3/6/82	W	8-1
2/26/83	W	1-0
2/26/83	W	4-0
2/27/83	W	4-2
4/9/83	W	3-0
2/25/84	W	4-1
2/25/84	W	2-0
2/23/85	L	2-1
2/23/85	W	8-2
2/24/85	W	5-0
2/24/85	L	2-1
3/15/85	W	7-1
4/19/85	W	4-2
2/7/96	L	1-0
2/8/96	L	8-6
3/1/96	W	13-2
2/27/97	W	3-0
2/7/98	L	1-0
2/8/98	W	6-3
2/8/98	L	8-6
2/6/99	L	1-0
2/6/99	W	4-2
2/7/99	W	4-1
2/26/99	L	4-2
2/28/99	W	3-0
2/6/00	W	3-0
2/6/00	W	7-1
3/18/01	L	7-1
3/5/02	L	6-2
3/5/02	L	2-1
3/6/02	W	7-2
2/28/03	W	5-0
3/7/03	L	8-0
3/5/04	W	3-0
3/6/04	L	5-3
3/7/04	L	4-1
3/19/04	L	1-0
3/19/04	W	3-1
3/5/05	L	8-0
3/19/06	L	4-2
2/24/08	W	8-4
4/28/08	L	4-3
4/28/08	W	1-0
2/21/09	W	6-4
2/22/09	W	11-8
3/9/11	L	9-6 No. 19
3/9/11	L	5-3 No. 19
3/12/12	L	9-4
3/12/12	L	8-5
3/2/18	W	14-13 (10)
3/4/18	L	8-1
3/12/21	L	7-3
3/12/21	L	6-0
3/13/21	L	1-0

## UB

## SC

## TT

## UTEP

## OFFENSE

AVG.	.225	.196	.287	.353
OB %	.317	.274	.405	.409
SLG%	.351	.314	.508	.540
RUNS   AVG.	18   4.5	4   1.0	29   5.8	29   5.8
HITS   AVG.	25   6.3	20   5.0	35   7.0	49   9.8
BB   AVG.	14   3.5	9   2.3	22   4.4	14   2.8
RBI	16	2	23	28
HR	3	2	6	5
SB-ATT	4-4	5-5	7-10	3-6

## PITCHING

ERA	4.20	4.20	1.35	2.97
SO   AVG.	14   3.5	7   1.8	30   6.0	20   4.0
BB   AVG.	9   2.3	6   1.5	17   3.4	14   2.8
OPP. AVG.	.307	.291	.212	.289

## FIELDING

DP	0	2	2	5
FLD %	.905	.964	.969	.950

## UNM

## OFFENSE

AVG.	.311
OB %	.394
SLG%	.459
RUNS   AVG.	26   5.2
HITS   AVG.	38   7.6
BB   AVG.	9   1.8
RBI	25
HR	4
SB-ATT	6-6

## PITCHING

ERA	6.22
SO   AVG.	14   2.8
BB   AVG.	16   3.2
OPP. AVG.	.322

## FIELDING

DP	1
FLD %	.960

## UNM WHEN HOME/AWAY/NEUTRAL

STAT	HOME (0)	AWAY (3)	NEUTRAL (2)
RUNS	-	18	8
Opp	-	25	2
BAVG.	-	.346	.250
Opp	-	.380	.214
HITS	-	27	11
Opp	-	30	9
HR	-	4	0
SO	-	12	13
Opp	-	6	8
BB	-	4	5
Opp	-	12	4
ERA	-	9.62	1.27
Opp	-	7.00	2.55



## BY MONTH

### BATTING

MONTH	AVG.	G	AB	R	H	2B	3B	HR	RBI	TB	SLG%	BB	SO	OB%	SF	SH	SB	SBA
Feb.	.311	5	122	26	38	4	1	4	25	56	.459	9	25	.394	2	1	6	6
March																		
April																		
May																		
TOT																		

### PITCHING

Month	ERA	W-L	G	CG	SHO	SV	IP	H	R	ER	SO	BB	2B	3B	HR	AVG.	WP	HBP
Feb.	6.22	2-3	5	3	1	0	27.0	39	27	24	14	16	7	0	3	.322	1	3
March																		
April																		
May																		
TOT																		

### LOBOS IN THE NCAA

HR per game: 48th

Batting avg.: 58th

Slugging %: 65th

Maddie Boldt: 4th in HRs, 12th in triples, 14th in total bases, 24th in RBI, 27th in slugging %, 46th in RBI/game

Lauren Garcia: 29th in HBP/game

Peyton Robinson: 30th in hits, 33rd in stolen bases

Emma Bramson: 13th in SF

Reyan Tuck: 13th in SF

Emmalyn Brinka: 7th in shutouts

### MW PLAYER OF THE WEEK

### MW PITCHER OF THE WEEK

### MW FRESHMAN OF THE WEEK

### MILESTONE TRACKER

Peyton Robinson: 87 career hits at UNM (13 from 100)

**GAME-BY-GAME STARTERS****BY POSITION**

<b>DATE</b>	<b>OPPONENT</b>	<b>SP</b>	<b>C</b>	<b>1B</b>	<b>2B</b>	<b>SS</b>	<b>3B</b>	<b>LF</b>	<b>CF</b>	<b>RF</b>	<b>DP</b>
2/9	Nicholls	Linton	Yeatts	Tuck	Archuleta	Hathoot	Bramson	Chavez	Robinson	Boldt	Garcia
2/10	Oregon State	Linton	Yeatts	Tuck	Archuleta	Hathoot	Bramson	Chavez	Robinson	Boldt	Garcia
2/10	LSU	Snow	S. Martinez	Garcia	Archuleta	Hathoot	Bramson	Chavez	Robinson	Boldt	Yeatts
2/11	Oregon State	Brinka	Yeatts	Tuck	Archuleta	Hathoot	Bramson	Chavez	Robinson	Boldt	Romero
2/11	LSU	Fohrman	Romero	Yeatts	Archuleta	Hathoot	Bramson	Chavez	Robinson	Boldt	Birkinshaw
2/17	Buffalo										
2/18	Santa Clara										
2/18	Texas Tech										
2/19	UTEP										
2/19	UTEP										
2/22	CSU Bakersfield										
2/22	CSU Bakersfield										
2/24	Oklahoma State										
2/24	Creighton										
2/25	NM State										
2/25	Nebraska										
2/26	Nebraska										
3/1	UTEP										
3/1	UTEP										
3/3	Houston										
3/3	Arizona State										
3/4	Washington										
3/4	GCU										
3/5	Charlotte										
3/10	Manhattan										
3/10	Buffalo										
3/11	Buffalo										
3/11	Texas Te										
3/12	Texas Tech										
3/15	Weber State										
3/17	Utah State										
3/18	Utah State										
3/19	Utah State										
3/24	San José State										
3/25	San José State										
3/26	San José State										
3/28	NM State										
3/31	Fresno State										
4/1	Fresno State										
4/2	Fresno State										
4/6	Boise State										
4/7	Boise State										
4/8	Boise State										
4/15	Colorado State										
4/16	Colorado State										
4/19	GCU										
4/21	San Diego State										
4/22	San Diego State										
4/23	San Diego State										
4/28	Nevada										
4/29	Nevada										
4/30	Nevada										
5/5	UNLV										
5/6	UNLV										

**BREAKDOWN**

<b>SP</b>	<b>C</b>	<b>1B</b>	<b>2B</b>	<b>SS</b>	<b>3B</b>	<b>LF</b>	<b>CF</b>	<b>RF</b>	<b>DP</b>
Linton (2)	Yeatts (3)	Tuck (3)	Archuleta (5)	Hathoot (5)	Bramson (5)	Chavez (5)	Robinson (5)	Boldt (5)	Garcia (2)
Brinka (1)	Romero (1)	Garcia (1)							Birkinshaw (1)
Fohrman (1)	Martinez (1)	Yeatts (1)							Romero (1)
Snow (1)									Yeatts (1)



**GAME-BY-GAME STARTERS****BY BATTING ORDER**

DATE	OPPONENT	1	2	3	4	5	6	7	8	9
2/9	Nicholls	Robinson	Archuleta	Garcia	Yeatts	Bramson	Tuck	Boldt	Chavez	Hathoot
2/10	Oregon State	Robinson	Archuleta	Garcia	Yeatts	Bramson	Tuck	Boldt	Chavez	Hathoot
2/10	LSU	Robinson	Archuleta	Garcia	Yeatts	Bramson	Boldt	Chavez	S. Martinez	Hathoot
2/11	Oregon State	Robinson	Archuleta	Romero	Yeatts	Bramson	Tuck	Boldt	Chavez	Hathoot
2/11	LSU	Robinson	Romero	Yeatts	Birkinshaw	Bramson	Archuleta	Boldt	Chavez	Hathoot
2/17	Buffalo									
2/18	Santa Clara									
2/18	Texas Tech									
2/19	UTEP									
2/19	UTEP									
2/22	CSU Bakersfield									
2/22	CSU Bakersfield									
2/24	Oklahoma State									
2/24	Creighton									
2/25	NM State									
2/25	Nebraska									
2/26	Nebraska									
3/1	UTEP									
3/1	UTEP									
3/3	Houston									
3/3	Arizona State									
3/4	Washington									
3/4	GCU									
3/5	Charlotte									
3/10	Manhattan									
3/10	Buffalo									
3/11	Buffalo									
3/11	Texas Tech									
3/12	Texas Tech									
3/15	Weber State									
3/17	Utah State									
3/18	Utah State									
3/19	Utah State									
3/24	San José State									
3/25	San José State									
3/26	San José State									
3/28	NM State									
3/31	Fresno State									
4/1	Fresno State									
4/2	Fresno State									
4/6	Boise State									
4/7	Boise State									
4/8	Boise State									
4/15	Colorado State									
4/16	Colorado State									
4/21	San Diego State									
4/22	San Diego State									
4/23	San Diego State									
4/28	Nevada									
4/29	Nevada									
4/30	Nevada									
5/5	UNLV									
5/6	UNLV									

**BREAKDOWN****LEADOFF**

Robinson (5)

**2ND**

Archuleta (4)

Romero (1)

**3RD**

Garcia (3)

Romero (1)

Yeatts (1)

**CLEANUP**

Yeatts (4)

Birkinshaw (1)

**5TH**

Bramson (5)

**6TH**

Tuck (3)

Archuleta (1)

Boldt (1)

**7TH**

Boldt (4)

Chavez (1)

**8TH**

Chavez (4)

S. Martinez (1)

**9TH**

Hathoot (5)



NEW MEXICO OVERALL STATISTICS

Record: 2-3 Home: 0-0 Away: 1-2 Neutral: 1-1 MW: 0-0

Player	avg	gp-gs	ab	r	h	2b	3b	hr	rbi	tb	slg%	bb	hp	so	gdp	ob%	sf	sh	sb-att	po	a	e	fld%
21 ROBINSON, Peyton	.471	5-5	17	3	8	0	0	0	4	8	.471	0	1	2	0	.500	0	0	3-3	2	0	0	1.000
38 CHAVEZ, Keyannah	.417	5-5	12	5	5	1	0	0	0	6	.500	0	2	2	0	.500	0	0	0-0	7	0	0	1.000
25 YEATTS, Chloe	.400	5-5	15	3	6	0	0	0	3	6	.400	1	0	0	0	.438	0	0	0-0	15	0	0	1.000
20 BRAMSON, Emma	.357	5-5	14	3	5	0	0	1	2	8	.571	0	1	4	0	.375	1	0	1-1	5	4	1	.900
34 BOLDT, Maddie	.357	5-5	14	4	5	1	1	3	8	17	1.214	2	0	5	0	.438	0	0	0-0	1	1	0	1.000
16 ROMERO, Leslie	.250	5-2	8	1	2	0	0	0	0	2	.250	1	0	0	0	.333	0	0	0-0	4	0	0	1.000
7 ARCHULETA, Ashley	.214	5-5	14	3	3	0	0	0	2	3	.214	3	0	5	0	.353	0	0	0-0	6	15	1	.955
3 HATHOOT, Rachael	.167	5-5	6	0	1	0	0	0	1	1	.167	0	1	0	0	.286	0	1	0-0	6	9	2	.882
77 TUCK, Reyan	.143	4-3	7	1	1	1	0	0	2	2	.286	0	1	2	0	.222	1	0	0-0	23	1	1	.960
44 GARCIA, Lauren	.000	4-3	9	1	0	0	0	0	0	0	.000	1	2	3	0	.250	0	0	0-0	12	0	0	1.000
-----																							
27 BIRKINSHAW, Olivia	.667	4-1	3	1	2	1	0	0	3	3	1.000	0	1	0	0	.750	0	0	0-0	0	0	0	.000
2 MARTINEZ, Savana	.000	1-1	1	0	0	0	0	0	0	0	.000	0	0	1	0	.000	0	0	0-0	0	0	0	.000
13 BAYLOR, Elizabeth	.000	1-0	1	0	0	0	0	0	0	0	.000	0	0	1	0	.000	0	0	0-0	0	0	0	.000
4 TRIM, Jenna	.000	1-0	1	0	0	0	0	0	0	0	.000	0	0	0	0	.000	0	0	0-0	0	0	0	.000
55 CAMERON, Janae	.000	1-0	0	0	0	0	0	0	0	0	.000	1	0	0	0	1.000	0	0	1-1	0	0	0	.000
18 RANA, Grace	.000	4-0	0	1	0	0	0	0	0	0	.000	0	0	0	0	.000	0	0	1-1	0	0	0	.000
Totals	.311	5	122	26	38	4	1	4	25	56	.459	9	9	25	0	.394	2	1	6-6	81	38	5	.960
Opponents	.322	5	121	27	39	7	0	3	24	55	.455	16	3	14	0	.414	0	1	6-6	84	31	3	.975

LOB - Team (33), Opp (33). DPs turned - Team (1).

(All games Sorted by Earned run avg)

Player	era	w-l	app	gs	cg	sho	sv	ip	h	r	er	bb	so	2b	3b	hr	b/avg	wp	hp	bk	sfa	sha
28 FOHRMAN, Samant	5.25	0-1	1	1	0	0/0	0	1.1	2	2	1	2	0	0	0	0	.333	0	1	0	0	0
17 LINTON, Amber	5.37	1-1	3	2	2	0/0	0	14.1	17	13	11	8	9	2	0	3	.279	0	2	0	0	1
5 BRINKA, Emmalyn	6.39	1-0	2	1	1	1/0	0	7.2	11	7	7	4	5	3	0	0	.314	0	0	0	0	0
14 SNOW, Taylor	9.55	0-1	2	1	0	0/0	0	3.2	9	5	5	2	0	2	0	0	.474	1	0	0	0	0
Totals	6.22	2-3	5	5	3	1/0	0	27.0	39	27	24	16	14	7	0	3	.322	1	3	0	0	1
Opponents	5.25	3-2	5	5	1	1/1	1	28.0	38	26	21	9	25	4	1	4	.311	4	9	0	2	1

SBA/ATT - LINTON (4-4), ROMERO (3-3), YEATTS (2-2), SNOW (1-1), MARTINEZ, S. (1-1), BRINKA (1-1).



## GAME-BY-GAME STATISTICS

## BATTING

Date	Opponent	ab	r	h	rbi	2b	3b	hr	tb	bb	ibb	sb	cs	hbp	sac	sf	gdp	k	po	a	e	lob	avg
Feb 09	at Nicholls	26	12	12	12	2	0	1	17	3	0	3	0	5	0	1	0	2	15	7	2	8	.462
Feb 10	vs Oregon St.	23	0	3	0	0	0	0	3	4	0	1	0	1	1	0	0	9	18	9	0	8	.306
Feb 10	at LSU	23	3	5	3	0	0	2	11	1	0	0	0	0	0	0	0	7	17	5	0	3	.278
Feb 11	vs Oregon St.	21	8	8	7	2	1	0	12	1	0	2	0	2	0	1	0	4	15	8	1	5	.301
Feb 11	at LSU	29	3	10	3	0	0	1	13	0	0	0	0	1	0	0	0	3	16	9	2	9	.311
Totals		122	26	38	25	4	1	4	56	9	0	6	0	9	1	2	0	25	81	38	5	33	.311

GAME-BY-GAME STATISTICS

PITCHING

Date	Opponent	ip	h	r	er	bb	so	2b	3b	hr	wp	bk	hbp	dp	ibb	score	w-l	sv	era
Feb 09	at Nicholls	5.0	3	3	3	3	3	0	0	1	0	0	0	1	0	12-3	1-0	0	4.20
Feb 10	vs Oregon St.	6.0	7	2	2	2	4	2	0	0	0	0	0	0	0	0-2	1-1	0	3.18
Feb 10	at LSU	5.2	16	11	11	4	1	2	0	0	1	0	0	0	0	3-11	1-2	0	6.72
Feb 11	vs Oregon St.	5.0	2	0	0	2	4	1	0	0	0	0	0	0	0	8-0	2-2	0	5.17
Feb 11	at LSU	5.1	11	11	8	5	2	2	0	2	0	0	3	0	0	3-11	2-3	0	6.22
Totals		27.0	39	27	24	16	14	7	0	3	1	0	3	1	0	26-27	2-3	0	6.22





## RECORD AND INNING BREAKDOWN

Score by innings	1	2	3	4	5	6	7	Total
New Mexico	10	1	9	2	4	0	0	26
Opponents	4	3	3	8	5	4	0	27

### Record when ...

Overall	2-3	After 4 leading	2-0
Conference	0-0	..... trailing	0-3
Non-Conference	2-3	..... tied	0-0
Home games	0-0	After 5 leading	0-0
Away games	1-2	..... trailing	0-3
Neutral site	1-1	..... tied	0-0
Day games	2-1	After 6 leading	0-0
Night games	0-2	..... trailing	0-1
vs Left starter	1-0	..... tied	0-0
vs Right starter	1-3		
1-Run games	0-0	Hit 0 home runs	1-1
2-Run games	0-1	... 1 home run	1-1
5+Run games	2-2	... 2+ home runs	0-1
Extra innings	0-0		
Shutouts	1-1	Opponent 0 home runs	1-2
		..... 1 home run	1-0
Scoring 0-2 runs	0-1	..... 2+ HRs	0-1
..... 3-5 runs	0-2		
..... 6-9 runs	1-0	Made 0 errors	0-2
..... 10+ runs	1-0	.... 1 error	1-0
		.... 2+ errors	1-1
Opponent 0-2 runs	1-1		
..... 3-5 runs	1-0	Opp. made 0 errors	1-2
..... 6-9 runs	0-0	..... 1 error	0-1
..... 10+ runs	0-2	..... 2+ errors	1-0
Scored in 1st inning	2-0	Out-hit opponent	2-0
Opp. scored in 1st	0-3	Out-hit by opponent	0-3
Scores first	2-0	Hits are tied	0-0
Opp. scores first	0-3		

### Record when team scores:

Runs	0	1	2	3	4	5	6	7	8	9	10+
W-L	0-1	0-0	0-0	0-2	0-0	0-0	0-0	0-0	1-0	0-0	1-0

### Record when opponent scores:

Runs	0	1	2	3	4	5	6	7	8	9	10+
W-L	1-0	0-0	0-1	1-0	0-0	0-0	0-0	0-0	0-0	0-0	0-2

### Record when leading after:

Inn.	1	2	3	4	5	6
W-L	2-0	2-0	2-0	2-0	0-0	0-0

### Record when trailing after:

Inn.	1	2	3	4	5	6
W-L	0-3	0-3	0-3	0-3	0-3	0-1

### Record when tied after:

Inn.	1	2	3	4	5	6
W-L	0-0	0-0	0-0	0-0	0-0	0-0

GAME-BY-GAME STATISTICS

TEAM SITUATION

Date	Opponent	Total h/ab	vs Left	vs Right	With Runners	Bases Empty	Bases Loaded	With 2-outs	With RBI-op	Reach as Leadoff	3rd and LT 2out	LOB
Feb 09	at Nicholls	12-26	7-16	5-10	9-16	3-10	2-4	7-13	8-15	2-5	3-3	8
Feb 10	vs Oregon St.	3-23	0-0	3-23	1-12	2-11	0-0	1-8	1-8	2-7	0-1	8
Feb 10	at LSU	5-23	0-0	5-23	1-4	4-19	0-0	3-9	1-3	1-6	0-1	3
Feb 11	vs Oregon St.	8-21	0-0	8-21	5-14	3-7	1-1	3-8	3-11	2-4	1-3	5
Feb 11	at LSU	10-29	0-0	10-29	5-13	5-16	0-4	5-11	2-8	1-6	1-2	9
Totals		38-122	7-16	31-106	21-59	17-63	3-9	19-49	15-45	8-28	5-10	33
		.311	.438	.292	.356	.270	.333	.388	.333	.286	.500	



# SITUATIONAL BREAKDOWN

Player	vs left			vs right			w/runners			w/bases empty			w/bases loaded			as leadoff			fly	gnd	fly/
	h	ab	avg	h	ab	avg	h	ab	avg	h	ab	avg	h	ab	avg	rch	op	pct	out	out	gnd
7 ARCHULETA, As	0	0	---	3	14	.214	2	10	.200	1	4	.250	0	1	.000	0	1	.000	1	4	0.2
13 BAYLOR, Elizabe	0	0	---	0	1	.000	0	0	---	0	1	.000	0	0	---	0	1	.000	0	0	0.0
27 BIRKINSHAW, Ol	0	0	---	2	3	.667	2	2	1.000	0	1	.000	1	1	1.000	0	0	---	1	0	99.9
34 BOLDT, Maddie	1	2	.500	4	12	.333	3	8	.375	2	6	.333	0	1	.000	1	2	.500	1	3	0.3
20 BRAMSON, Emm	1	2	.500	4	12	.333	3	7	.429	2	7	.286	0	0	---	1	3	.333	2	4	0.5
55 CAMERON, Jana	0	0	---	0	0	---	0	0	---	0	0	---	0	0	---	0	0	---	0	0	0.0
38 CHAVEZ, Keyan	2	3	.667	3	9	.333	1	5	.200	4	7	.571	0	0	---	1	2	.500	3	2	1.5
44 GARCIA, Lauren	0	2	.000	0	7	.000	0	4	.000	0	5	.000	0	1	.000	1	4	.250	3	3	1.0
3 HATHOOT, Rach	0	1	.000	1	5	.200	1	2	.500	0	4	.000	0	1	.000	0	3	.000	0	5	0.0
2 MARTINEZ, Sava	0	0	---	0	1	.000	0	0	---	0	1	.000	0	0	---	0	1	.000	0	0	0.0
21 ROBINSON, Peyt	1	1	1.000	7	16	.438	5	7	.714	3	10	.300	1	1	1.000	2	5	.400	1	5	0.2
16 ROMERO, Leslie	0	1	.000	2	7	.286	0	2	.000	2	6	.333	0	1	.000	1	2	.500	5	1	5.0
4 TRIM, Jenna	0	0	---	0	1	.000	0	1	.000	0	0	---	0	0	---	0	0	---	1	0	99.9
77 TUCK, Reyan	1	2	.500	0	5	.000	1	3	.333	0	4	.000	0	0	---	0	1	.000	1	4	0.2
25 YEATTS, Chloe	1	2	.500	5	13	.385	3	8	.375	3	7	.429	1	2	.500	1	3	.333	6	2	3.0
Totals	7	16	.438	31	10	.292	21	59	.356	17	63	.270	3	9	.333	8	28	.286	25	33	0.8
Opponents	0	0	---	39	12	.322	22	68	.324	17	53	.321	2	7	.286	10	28	.357	19	45	0.4

Player	pinch hitting			w/runners in scoring pos			w/runner on 3rd and LT 2 out			with 2 outs			success adv runners			2- rnrns			rch	rch	kl
	h	ab	avg	h	ab	avg	rbi	op	pct	h	ab	avg	adv	op	pct	rbi	w/o	lob	err	fc	kl
7 ARCHULETA, As	0	0	---	1	8	.125	1	1	1.000	1	8	.125	5	11	.455	1	2	10	1	0	4
13 BAYLOR, Elizabe	0	1	.000	0	0	---	0	0	---	0	0	---	0	0	---	0	0	0	0	0	0
27 BIRKINSHAW, Ol	2	3	.667	1	1	1.000	0	0	---	2	2	1.000	2	2	1.000	3	0	0	0	0	0
34 BOLDT, Maddie	0	0	---	2	6	.333	1	1	1.000	4	8	.500	4	8	.500	6	3	5	0	0	1
20 BRAMSON, Emm	0	0	---	2	5	.400	1	1	1.000	2	3	.667	5	8	.625	0	1	2	0	1	1
55 CAMERON, Jana	0	0	---	0	0	---	0	0	---	0	0	---	1	1	1.000	0	0	0	0	0	0
38 CHAVEZ, Keyan	0	0	---	1	4	.250	0	0	---	2	8	.250	1	5	.200	0	0	6	0	0	1
44 GARCIA, Lauren	0	0	---	0	2	.000	0	1	.000	0	2	.000	1	5	.200	0	0	3	0	0	0
3 HATHOOT, Rach	0	0	---	0	1	.000	0	0	---	0	1	.000	3	3	1.000	1	1	0	0	1	0
2 MARTINEZ, Sava	0	0	---	0	0	---	0	0	---	0	0	---	0	0	---	0	0	0	0	0	0
21 ROBINSON, Peyt	0	0	---	5	7	.714	0	0	---	4	6	.667	7	7	1.000	4	1	0	1	0	2
16 ROMERO, Leslie	0	0	---	0	2	.000	0	2	.000	1	2	.500	1	3	.333	0	0	0	0	0	0
4 TRIM, Jenna	0	1	.000	0	1	.000	0	1	.000	0	0	---	0	1	.000	0	0	0	0	0	0
77 TUCK, Reyan	0	0	---	1	3	.333	1	1	1.000	1	2	.500	3	4	.750	1	3	0	0	0	1
25 YEATTS, Chloe	0	0	---	2	5	.400	1	2	.500	2	7	.286	5	9	.556	1	0	7	1	1	0
Totals	2	5	.400	15	45	.333	5	10	.500	19	49	.388	38	67	.567	17	11	33	3	3	10
Opponents	0	1	.000	14	48	.292	4	7	.571	16	42	.381	41	76	.539	14	8	33	4	10	5

Success Advancing Runners = percentage of times the batter advanced at least one runner during a plate appearance

#Rnrns Adv w/Out = TOTAL number of runners advanced when the player made an out



<b>Batting avg</b>		<b>Slugging pct</b>		<b>On base pct</b>	
1. 21 ROBINSON, Peyton	.471	1. 34 BOLDT, Maddie	1.214	1. 21 ROBINSON, Peyton	.500
2. 38 CHAVEZ, Keyannah	.417	2. 20 BRAMSON, Emma	.571	38 CHAVEZ, Keyannah	.500
3. 25 YEATTS, Chloe	.400	3. 38 CHAVEZ, Keyannah	.500	3. 25 YEATTS, Chloe	.438
4. 20 BRAMSON, Emma	.357	4. 21 ROBINSON, Peyton	.471	34 BOLDT, Maddie	.438
34 BOLDT, Maddie	.357	5. 25 YEATTS, Chloe	.400	5. 20 BRAMSON, Emma	.375
<b>Runs scored</b>		<b>Hits</b>		<b>Runs batted in</b>	
1. 38 CHAVEZ, Keyannah	5	1. 21 ROBINSON, Peyton	8	1. 34 BOLDT, Maddie	8
2. 34 BOLDT, Maddie	4	2. 25 YEATTS, Chloe	6	2. 21 ROBINSON, Peyton	4
3. 4 tied at.....	3	3. 20 BRAMSON, Emma	5	3. 25 YEATTS, Chloe	3
		34 BOLDT, Maddie	5	27 BIRKINSHAW, Olivia	3
		38 CHAVEZ, Keyannah	5	5. 3 tied at.....	2
<b>Doubles</b>		<b>Triples</b>		<b>Home runs</b>	
1. 27 BIRKINSHAW, Olivia	1	1. 34 BOLDT, Maddie	1	1. 34 BOLDT, Maddie	3
38 CHAVEZ, Keyannah	1			2. 20 BRAMSON, Emma	1
77 TUCK, Reyan	1				
34 BOLDT, Maddie	1				
<b>Total bases</b>		<b>Walks</b>		<b>Hit by pitch</b>	
1. 34 BOLDT, Maddie	17	1. 7 ARCHULETA, Ashley	3	1. 44 GARCIA, Lauren	2
2. 21 ROBINSON, Peyton	8	2. 34 BOLDT, Maddie	2	38 CHAVEZ, Keyannah	2
20 BRAMSON, Emma	8	3. 4 tied at.....	1	3. 5 tied at.....	1
4. 25 YEATTS, Chloe	6				
38 CHAVEZ, Keyannah	6				
<b>Sac bunts</b>		<b>Sac flies</b>		<b>Stolen bases</b>	
1. 3 HATHOOT, Rachael	1	1. 77 TUCK, Reyan	1	1. 21 ROBINSON, Peyton	3
		20 BRAMSON, Emma	1	2. 55 CAMERON, Janae	1
				20 BRAMSON, Emma	1
				18 RANA, Grace	1
<b>Caught stealing</b>		<b>Steal attempts</b>		<b>Stolen base pct</b>	
		1. 21 ROBINSON, Peyton	3	1. 21 ROBINSON, Peyton	1.000
		2. 18 RANA, Grace	1	20 BRAMSON, Emma	1.000
		20 BRAMSON, Emma	1		
		55 CAMERON, Janae	1		
<b>Strikeouts</b>		<b>Grounded into DP</b>		<b>Total plate appearances</b>	
1. 7 ARCHULETA, Ashley	5			1. 21 ROBINSON, Peyton	18
34 BOLDT, Maddie	5			2. 7 ARCHULETA, Ashley	17
3. 20 BRAMSON, Emma	4			3. 20 BRAMSON, Emma	16
4. 44 GARCIA, Lauren	3			34 BOLDT, Maddie	16
5. 3 tied at.....	2			25 YEATTS, Chloe	16
<b>At bats</b>		<b>Games played</b>		<b>Game starts</b>	
1. 21 ROBINSON, Peyton	17	1. 8 tied at.....	5	1. 7 tied at.....	5
2. 25 YEATTS, Chloe	15				
3. 34 BOLDT, Maddie	14				
7 ARCHULETA, Ashley	14				
20 BRAMSON, Emma	14				
<b>Games as sub</b>		<b>Chances</b>		<b>Putouts</b>	
1. 18 RANA, Grace	4	1. 77 TUCK, Reyan	25	1. 77 TUCK, Reyan	23
2. 16 ROMERO, Leslie	3	2. 7 ARCHULETA, Ashley	22	2. 25 YEATTS, Chloe	15
27 BIRKINSHAW, Olivia	3	3. 3 HATHOOT, Rachael	17	3. 44 GARCIA, Lauren	12
4. 5 tied at.....	1	4. 25 YEATTS, Chloe	15	4. 38 CHAVEZ, Keyannah	7
		5. 44 GARCIA, Lauren	12	5. 2 tied at.....	6
<b>Fielding pct</b>		<b>Errors</b>		<b>Fielding double plays</b>	
1. 25 YEATTS, Chloe	1.000	1. 3 HATHOOT, Rachael	2	1. 7 ARCHULETA, Ashley	1
44 GARCIA, Lauren	1.000	2. 7 ARCHULETA, Ashley	1	20 BRAMSON, Emma	1
38 CHAVEZ, Keyannah	1.000	20 BRAMSON, Emma	1		
16 ROMERO, Leslie	1.000	77 TUCK, Reyan	1		
34 BOLDT, Maddie	1.000				
<b>Assists</b>		<b>Caught stealing by</b>		<b>Steal attempts against</b>	
1. 7 ARCHULETA, Ashley	15			1. 17 LINTON, Amber	4
2. 3 HATHOOT, Rachael	9			2. 16 ROMERO, Leslie	3
3. 17 LINTON, Amber	7			3. 25 YEATTS, Chloe	2
4. 20 BRAMSON, Emma	4			4. 3 tied at.....	1
5. 3 tied at.....	1				
<b>Stolen bases against</b>					
1. 17 LINTON, Amber	4				
2. 16 ROMERO, Leslie	3				
3. 25 YEATTS, Chloe	2				
4. 3 tied at.....	1				

**Earned run avg**

1. 28 FOHRMAN, Samantha	5.25
2. 17 LINTON, Amber	5.37
3. 5 BRINKA, Emmalyn	6.39
4. 14 SNOW, Taylor	9.55

**Opposing bat avg**

1. 17 LINTON, Amber	.279
2. 5 BRINKA, Emmalyn	.314
3. 28 FOHRMAN, Samantha	.333
4. 14 SNOW, Taylor	.474

**Won-loss pct**

1. 5 BRINKA, Emmalyn	1.000
2. 17 LINTON, Amber	.500
3. 28 FOHRMAN, Samantha	.000
14 SNOW, Taylor	.000

**Wins**

1. 5 BRINKA, Emmalyn	1
17 LINTON, Amber	1

**Losses**

1. 14 SNOW, Taylor	1
28 FOHRMAN, Samantha	1
17 LINTON, Amber	1

**Saves****Innings pitched**

1. 17 LINTON, Amber	14.1
2. 5 BRINKA, Emmalyn	7.2
3. 14 SNOW, Taylor	3.2
4. 28 FOHRMAN, Samantha	1.1

**Batters struck out**

1. 17 LINTON, Amber	9
2. 5 BRINKA, Emmalyn	5

**Appearances**

1. 17 LINTON, Amber	3
2. 14 SNOW, Taylor	2
5 BRINKA, Emmalyn	2
4. 28 FOHRMAN, Samantha	1

**Games started**

1. 17 LINTON, Amber	2
2. 28 FOHRMAN, Samantha	1
5 BRINKA, Emmalyn	1
14 SNOW, Taylor	1

**Games finished**

1. 14 SNOW, Taylor	1
5 BRINKA, Emmalyn	1

**Games in relief**

1. 14 SNOW, Taylor	1
5 BRINKA, Emmalyn	1
17 LINTON, Amber	1

**Wild pitches**

1. 14 SNOW, Taylor	1
--------------------	---

**Balks****Hit batters**

1. 17 LINTON, Amber	2
2. 28 FOHRMAN, Samantha	1

**Intentional BB allowed****Runners picked off****Batters SO out looking**

1. 5 BRINKA, Emmalyn	3
2. 17 LINTON, Amber	2

**Sac bunts allowed**

1. 17 LINTON, Amber	1
---------------------	---

**Sac flies allowed****Hits allowed**

1. 28 FOHRMAN, Samantha	2
2. 14 SNOW, Taylor	9
3. 5 BRINKA, Emmalyn	11
4. 17 LINTON, Amber	17

**Runs allowed**

1. 28 FOHRMAN, Samantha	2
2. 14 SNOW, Taylor	5
3. 5 BRINKA, Emmalyn	7
4. 17 LINTON, Amber	13

**Earned runs allowed**

1. 28 FOHRMAN, Samantha	1
2. 14 SNOW, Taylor	5
3. 5 BRINKA, Emmalyn	7
4. 17 LINTON, Amber	11

**Walks allowed**

1. 28 FOHRMAN, Samantha	2
14 SNOW, Taylor	2
3. 5 BRINKA, Emmalyn	4
4. 17 LINTON, Amber	8

**Doubles allowed**

1. 28 FOHRMAN, Samantha	0
2. 17 LINTON, Amber	2
14 SNOW, Taylor	2
4. 5 BRINKA, Emmalyn	3

**Triples allowed**

1. 28 FOHRMAN, Samantha	0
17 LINTON, Amber	0
14 SNOW, Taylor	0
5 BRINKA, Emmalyn	0

**Home runs allowed**

1. 28 FOHRMAN, Samantha	0
5 BRINKA, Emmalyn	0
14 SNOW, Taylor	0
4. 17 LINTON, Amber	3

<b>Multiple Hit Games</b>	<b>2</b>	<b>3</b>	<b>4</b>	<b>5+</b>	<b>Total</b>
25 YEATTS, Chloe	3	-	-	-	3
21 ROBINSON, Peyton	1	1	-	-	2
20 BRAMSON, Emma	2	-	-	-	2
38 CHAVEZ, Keyannah	-	1	-	-	1
34 BOLDT, Maddie	1	-	-	-	1
TEAM	7	2	0	0	9

<b>Multiple RBI Games</b>	<b>2</b>	<b>3</b>	<b>4</b>	<b>5+</b>	<b>Total</b>
34 BOLDT, Maddie	-	2	-	-	2
21 ROBINSON, Peyton	-	1	-	-	1
27 BIRKINSHAW, Olivia	-	1	-	-	1
7 ARCHULETA, Ashley	1	-	-	-	1
77 TUCK, Reyan	1	-	-	-	1
25 YEATTS, Chloe	-	1	-	-	1
TEAM	2	5	0	0	7

<b>Hitting Streaks</b>	<b>Longest</b>	<b>Current</b>
21 ROBINSON, Peyton	5	5
34 BOLDT, Maddie	3	3
25 YEATTS, Chloe	2	2
16 ROMERO, Leslie	2	2
7 ARCHULETA, Ashley	2	2
3 HATHOOT, Rachael	1	1
20 BRAMSON, Emma	1	1
77 TUCK, Reyan	1	-
27 BIRKINSHAW, Olivia	1	1
38 CHAVEZ, Keyannah	1	1

<b>Reached Base Streaks</b>	<b>Longest</b>	<b>Current</b>
21 ROBINSON, Peyton	5	5
38 CHAVEZ, Keyannah	5	5
34 BOLDT, Maddie	5	5
16 ROMERO, Leslie	3	3
27 BIRKINSHAW, Olivia	2	2
25 YEATTS, Chloe	2	2
44 GARCIA, Lauren	2	-
7 ARCHULETA, Ashley	2	2
20 BRAMSON, Emma	1	1
77 TUCK, Reyan	1	1
55 CAMERON, Janae	1	1
3 HATHOOT, Rachael	1	1

**CONFERENCE STANDINGS**

Team	MOUNTAIN WEST						ALL GAMES								
	W	L	Pct.	H	A	N	W	L	T	Pct.	H	A	N	Streak	Last 10
San Diego State	0	0	.000	0-0	0-0	0-0	4	1	0	.800	4-1	0-0	0-0	W3	6-4
Nevada	0	0	.000	0-0	0-0	0-0	4	1	0	.800	0-0	0-0	4-1	W2	6-4
Colorado State	0	0	.000	0-0	0-0	0-0	3	2	0	.600	0-0	1-1	2-1	L1	4-6
Fresno State	0	0	.000	0-0	0-0	0-0	3	2	0	.600	0-0	0-2	2-1	L1	5-5
Utah State	0	0	.000	0-0	0-0	0-0	2	3	0	.400	0-0	0-0	2-3	L1	5-5
New Mexico	0	0	.000	0-0	0-0	0-0	2	3	0	.400	0-0	1-2	1-1	L1	3-7
UNLV	0	0	.000	0-0	0-0	0-0	2	4	0	.333	2-4	0-0	0-0	L1	5-5
Boise State	0	0	.000	0-0	0-0	0-0	1	4	0	.200	0-0	0-1	1-3	L2	6-4
San José State	0	0	.000	0-0	0-0	0-0	0	5	0	.000	0-0	0-0	0-5	L6	2-8

**MW INDIVIDUAL LEADERBOARD****BATTING AVERAGE**

T-5. Peyton Robinson (.471)  
T-10. Chloe Yeatts (.400)  
T-17. Maddie Boldt (.357)  
T-17. Emma Bramson (.357)

**SLUGGING PERCENTAGE**

1. Maddie Boldt (1.214)  
T-15. Emma Bramson (.571)

**ON-BASE PERCENTAGE**

10. Peyton Robinson (.500)  
T-16. Chloe Yeatts (.438)  
T-16. Maddie Boldt (.438)

**HITS**

3. Peyton Robinson (8)  
T-11. Chloe Yeatts (6)  
T-20. Keyannah Chavez (5)  
T-20. Emma Bramson (5)  
T-20. Maddie Boldt (5)

**RUNS BATTED IN**

1. Maddie Boldt (8)  
T-12. Peyton Robinson (4)

**DOUBLES**

T-9. Olivia Birkinshaw (1)  
T-9. Keyannah Chavez (1)  
T-9. Maddie Boldt (1)

**HOME RUNS**

1. Maddie Boldt (3)

**HIT BY PITCH**

T-1. Keyannah Chavez (2)  
T-1. Lauren Garcia (2)  
T-6. 4 tied (1)

**PITCHING****EARNED RUN AVERAGE**

17. Amber Linton (5.37)  
18. Emmalyn Brinka (6.39)

**STRIKEOUTS**

T-8. Amber Linton (9)  
T-15. Emmalyn Brinka (5)

**OPP. BATTING AVERAGE**

14. Amber Linton (.279)  
19. Emmalyn Brinka (.314)

**MW TEAM LEADERBOARD**

HBP: 1st  
BATTING AVG.: 4th  
BB: 8th  
H: 5th  
R: 6th  
HRs: T-4th  
OB%: 6th  
SB: T-6th  
TB: 6th  
RBI: 5th

ERA: 4th  
R: 4th  
BB: T-4th  
SO: 9th  
B/AVG.: 3rd

FLD %: 7th



THE 2023 LOBOS



0 Evany Gonzalez

FR • INF • 5-1 • L/R  
Alvin, Texas (Lutheran South Academy)

SEASON BESTS

Hits  
Doubles  
Triples  
Home Runs  
RBI  
Runs  
Walks  
Stolen Bases

CAREER BESTS

Hits  
Doubles  
Triples  
Home Runs  
RBI  
Runs  
Walks  
Stolen Bases

STREAKS

Current Career Best  
Hitting  
On-Base

MULTI-HIT GAMES

2 3 4 5+ TOTAL  
2023

MULTI-RBI GAMES

2 3 4 5+ TOTAL  
2023

2023 GAME-BY-GAME

DATE	OPPONENT	POS	AB	R	H	TB	2B	3B	HR	RBI	BB	HBP	SO	SB-ATT	E
2/17	Buffalo														
2/18	Santa Clara														
2/18	Texas Tech														
2/19	UTEP														
2/19	UTEP														
2/22	CSU Bakersfield														
2/22	CSU Bakersfield														
2/24	Oklahoma State														
2/24	Creighton														
2/25	NM State														
2/25	Nebraska														
2/26	Nebraska														
3/1	UTEP														
3/1	UTEP														
3/3	Houston														
3/3	Arizona State														
3/4	Washington														
3/4	GCU														
3/5	Charlotte														
3/10	Manhattan														
3/10	Buffalo														
3/11	Buffalo														
3/11	Texas Tech														
3/12	Texas Tech														
3/15	Weber State														
3/17	Utah State														
3/18	Utah State														
3/19	Utah State														
3/24	San José State														
3/25	San José State														
3/26	San José State														
3/28	NM State														
3/31	Fresno State														
4/1	Fresno State														
4/2	Fresno State														
4/6	Boise State														
4/7	Boise State														
4/8	Boise State														
4/15	Colorado State														
4/16	Colorado State														
4/21	San Diego State														
4/22	San Diego State														
4/23	San Diego State														
4/28	Nevada														
4/29	Nevada														
4/30	Nevada														
5/5	UNLV														
5/6	UNLV														

CAREER STATS

HIGHLIGHTS

- Majoring in mechanical engineering
- Named first team all-district, first team all-state
- Played for the Hotshots

# THE 2023 LOBOS



## 2 Savana Martinez

RS-SO • C • 5-3 • R/R  
Albuquerque, N.M. (Rio Rancho HS)

### SEASON BESTS

Hits  
Doubles  
Triples  
Home Runs  
RBI  
Runs  
Walks  
Runner CS

### CAREER BESTS

Hits 2 Maine (3/12/22)  
Doubles 1 Wisconsin (3/13/22)  
Triples  
Home Runs  
RBI 1 2x, last: Nevada (4/23/22)  
Runs 1 2x, last: Wisconsin (3/13/22)  
Walks 1 3x, last: Colorado State (4/9/22)  
Runner CS 1 Maine (3/12/22)

### STREAKS

	Current	Career Best
Hitting		2
On-Base		3

### MULTI-HIT GAMES

	2	3	4	5+	TOTAL
2022	1	-	-	-	1
2023					

### MULTI-RBI GAMES

	2	3	4	5+	TOTAL
2022	-	-	-	-	-
2023					

## 2023 GAME-BY-GAME

DATE	OPPONENT	POS	AB	R	H	TB	2B	3B	HR	RBI	BB	HBP	SO	SB-ATT	E
2/10	LSU	*c	1	0	0	0	0	0	0	0	0	0	1	0-0	0
2/11	Oregon State														
2/11	LSU														
2/17	Buffalo														
2/18	Santa Clara														
2/18	Texas Tech														
2/19	UTEP														
2/19	UTEP														
2/22	CSU Bakersfield														
2/22	CSU Bakersfield														
2/24	Oklahoma State														
2/24	Creighton														
2/25	NM State														
2/25	Nebraska														
2/26	Nebraska														
3/1	UTEP														
3/1	UTEP														
3/3	Houston														
3/3	Arizona State														
3/4	Washington														
3/4	GCU														
3/5	Charlotte														
3/10	Manhattan														
3/10	Buffalo														
3/11	Buffalo														
3/11	Texas Tech														
3/12	Texas Tech														
3/15	Weber State														
3/17	Utah State														
3/18	Utah State														
3/19	Utah State														
3/24	San José State														
3/25	San José State														
3/26	San José State														
3/28	NM State														
3/31	Fresno State														
4/1	Fresno State														
4/2	Fresno State														
4/6	Boise State														
4/7	Boise State														
4/8	Boise State														
4/15	Colorado State														
4/16	Colorado State														
4/21	San Diego State														
4/22	San Diego State														
4/23	San Diego State														
4/28	Nevada														
4/29	Nevada														
4/30	Nevada														
5/5	UNLV														
5/6	UNLV														
		1	1	0	0	0	0	0	0	0	0	0	1	0-0	0

## CAREER STATS

SEASON	GP	GS	AVG.	AB	R	H	2B	3B	HR	RBI	TB	SLG%	BB	SO	HBP	OB%	SF	SH	SB-SA	PO	A	E	FLD%
2022	12	7	.200	20	2	4	2	0	0	2	6	.300	3	7	0	.304	0	0	0-0	33	1	0	1.000
2023	1	1	.000	1	0	0	0	0	0	0	0	.000	0	1	0	.000	0	0	0-0	0	0	0	.000
TOTAL	13	8	.190	21	2	4	2	0	0	2	6	.286	3	8	0	.292	0	0	0-0	33	1	0	1.000

## HIGHLIGHTS

- Started 8 games at catcher
- Hit 8th in 5 games and 9th in 2 games last season
- First collegiate hit and RBI came against Maine on March 12, 2022

## THE 2023 LOBOS



## 3 Rachael Hathoot

RS-JR • INF • 5-8 • R/R  
Albuquerque, N.M. (La Cueva HS)

## SEASON BESTS

Hits	1	LSU, 2-11-23
Doubles		
Triples		
Home Runs		
RBI	1	Nicholls, 2-9-23
Runs		
Walks		
Stolen Bases		

## CAREER BESTS

Hits	2	13x, last: Utah St., 5/15/21
Doubles	2	2x, last: San José State, 5/8/21
Triples	1	2x, last: South Dakota, 2/29/20
Home Runs	1	5x, last: Utah St., 5/14/21
RBI	3	San José State, 5/8/21
Runs	2	8x, last: San José State, 5/8/21
Walks	2	Weber State, 2/7/20
Stolen Bases	2	Texas, 3/20/21

## STREAKS

	Current	Career Best
Hitting	1	6
On-Base		10

## MULTI-HIT GAMES

	2	3	4	5+	TOTAL
2020	5	-	-	-	5
2021	8	-	-	-	8
2023					

## MULTI-RBI GAMES

	2	3	4	5+	TOTAL
2020	4	-	-	-	4
2021	4	1	-	-	5
2023					

## 2023 GAME-BY-GAME

DATE	OPPONENT	POS	AB	R	H	TB	2B	3B	HR	RBI	BB	HBP	SO	SB-ATT	E
2/9	Nicholls	*ss	1	0	0	0	0	0	0	1	0	1	0	0-0	2
2/10	Oregon State	*ss	1	0	0	0	0	0	0	0	0	0	0	0-0	0
2/10	LSU	*ss	1	0	0	0	0	0	0	0	0	0	0	0-0	0
2/11	Oregon State	*ss	1	0	0	0	0	0	0	0	0	0	0	0-0	0
2/11	LSU	*ss	2	0	1	1	0	0	0	0	0	0	0	0-0	0
2/17	Buffalo														
2/18	Santa Clara														
2/18	Texas Tech														
2/19	UTEP														
2/19	UTEP														
2/22	CSU Bakersfield														
2/22	CSU Bakersfield														
2/24	Oklahoma State														
2/24	Creighton														
2/25	NM State														
2/25	Nebraska														
2/26	Nebraska														
3/1	UTEP														
3/1	UTEP														
3/3	Houston														
3/3	Arizona State														
3/4	Washington														
3/4	GCU														
3/5	Charlotte														
3/10	Manhattan														
3/10	Buffalo														
3/11	Buffalo														
3/11	Texas Tech														
3/12	Texas Tech														
3/15	Weber State														
3/17	Utah State														
3/18	Utah State														
3/19	Utah State														
3/24	San José State														
3/25	San José State														
3/26	San José State														
3/28	NM State														
3/31	Fresno State														
4/1	Fresno State														
4/2	Fresno State														
4/6	Boise State														
4/7	Boise State														
4/8	Boise State														
4/15	Colorado State														
4/16	Colorado State														
4/21	San Diego State														
4/22	San Diego State														
4/23	San Diego State														
4/28	Nevada														
4/29	Nevada														
4/30	Nevada														
5/5	UNLV														
5/6	UNLV														
			5	6	0	1	1	0	0	1	0	1	0	0-0	2

## CAREER STATS

SEASON	GP	GS	AVG.	AB	R	H	2B	3B	HR	RBI	TB	SLG%	BB	SO	HBP	OB%	SF	SH	SB-SA	PO	A	E	FLD%
2020	26	26	.250	84	19	21	6	2	1	12	34	.405	7	8	3	.330	0	2	0-1	38	47	6	.934
2021	46	46	.241	133	18	32	10	0	4	20	54	.406	9	25	2	.299	0	2	9-12	96	79	11	.941
2023	5	5	.167	6	0	1	0	0	0	1	1	.167	0	0	1	.286	0	1	0-0	6	9	2	.882
TOTAL	77	77	.242	223	37	54	16	2	5	33	89	.399	16	33	6	.310	0	5	9-13	140	135	19	.935

## HIGHLIGHTS

- Missed 2022 season due to injury
- Started every game her first 2 years
- Started all 46 games, playing second for 42 games and catcher for 4 in 2021
- Named Mountain West Player of the Week on May 11, 2021
- Started all 26 games at third base as a freshman
- Hit leadoff in 14 games and 2nd in 12 games as a freshman, hit leadoff in 8 games, 3rd in 3, cleanup in 27 games, 5th in 6 games and 6th in 2 games as a sophomore
- Double majoring in speech and hearing sciences and psychology

# THE 2023 LOBOS



## 4 Jenna Trim

JR • P/UT • 5-7 • R/R  
North Curl Curl, NSW, Australia  
(Pensacola State)

### SEASON BESTS

IP (high)  
H (low)  
R (low)  
ER (low)  
BB (low)  
SO (high)  
BF (high)  
NP (high)

### CAREER BESTS

IP (high)  
H (low)  
R (low)  
ER (low)  
BB (low)  
SO (high)  
BF (high)  
NP (high)

### SEASON BESTS

Hits  
Doubles  
Triples  
Home Runs  
RBI  
Runs  
Walks  
Stolen Bases

### STREAKS

Current Career Best  
Scoreless IP  
Consecutive W

### MULTI-HIT GAMES

2023 2 3 4 5+ TOTAL

### MULTI-RBI GAMES

2023 2 3 4 5+ TOTAL

### PITCHING SUPERLATIVES (MIN. 4.0 IP)

Season Career  
5+ K  
10+ K  
1 R or Less  
Shutout

## 2023 GAME-BY-GAME

DATE	OPPONENT	POS	AB	R	H	TB	2B	3B	HR	RBI	BB	HBP	SO	SB-ATT	E
2/10	LSU	ph	1	0	0	0	0	0	0	0	0	0	0	0-0	0
2/17	Buffalo														
2/18	Santa Clara														
2/18	Texas Tech														
2/19	UTEP														
2/19	UTEP														
2/22	CSU Bakersfield														
2/22	CSU Bakersfield														
2/24	Oklahoma State														
2/24	Creighton														
2/25	NM State														
2/25	Nebraska														
2/26	Nebraska														
3/1	UTEP														
3/1	UTEP														
3/3	Houston														
3/3	Arizona State														
3/4	Washington														
3/4	GCU														
3/5	Charlotte														
3/10	Manhattan														
3/10	Buffalo														
3/11	Buffalo														
3/11	Texas Tech														
3/12	Texas Tech														
3/15	Weber State														
3/17	Utah State														
3/18	Utah State														
3/19	Utah State														
3/24	San José State														
3/25	San José State														
3/26	San José State														
3/28	NM State														
3/31	Fresno State														
4/1	Fresno State														
4/2	Fresno State														
4/6	Boise State														
4/7	Boise State														
4/8	Boise State														
4/15	Colorado State														
4/16	Colorado State														
4/21	San Diego State														
4/22	San Diego State														
4/23	San Diego State														
4/28	Nevada														
4/29	Nevada														
4/30	Nevada														
5/5	UNLV														
5/6	UNLV														
			1	0	0	0	0	0	0	0	0	0	0	0-0	0

## CAREER STATS

SEASON	GS	APP	CG	W-L	ERA	SV	IP	H	R	ER	BB	SO	K/7	PO	A	E	FLD%
2021	6	7	5	6-0	0.18	0	39.0	13	3	1	11	40	7.18	4	6	0	1.000
2022	6	9	2	4-3	2.97	0	35.1	30	20	15	14	43	8.52	176	31	11	.950
TOTAL	12	16	7	10-3	1.51	0	74.1	43	23	16	25	83	7.82	180	37	11	.952

## HIGHLIGHTS

- Signed with UNM on July 5, 2022
- Can pitch and play infield
- Spent first two years at Pensacola State

THE 2023 LOBOS



5 Emmalyn Brinka

FR • P • 6-0 • R/R

Chandler, Ariz. (Corona del Sol HS)

SEASON BESTS

IP (high)	5.0	Oregon State, 2-11-23
H (low)	2	Oregon State, 2-11-23
R (low)	0	Oregon State, 2-11-23
ER (low)	0	Oregon State, 2-11-23
BB (low)	2	2x, last: Oregon State, 2-11-23
SO (high)	4	Oregon State, 2-11-23
BF (high)	20	Oregon State, 2-11-23
NP (high)	75	Oregon State, 2-11-23

CAREER BESTS

IP (high)	Same
H (low)	Same
R (low)	Same
ER (low)	Same
BB (low)	Same
SO (high)	Same
BF (high)	Same
NP (high)	Same

STREAKS

	Current	Career Best
Scoreless IP	5	5
Consecutive W	1	1

PITCHING SUPERLATIVES (MIN. 4.0 IP)

	Season	Career
5+ K		
10+ K		
1 R or Less	1	1
Shutout	1	1

2023 GAME-BY-GAME

DATE	OPPONENT	W-L	ERA	CG	IP	H	R	ER	BB	SO	2B	3B	HR	BF	HBP
2/10	LSU	0-0	18.38	0	2.2	9	7	7	2	1	2	0	0	19	0
2/11	Oregon State	1-0	0.00	1	5.0	2	0	0	2	4	1	0	0	20	0
2/17	Buffalo														
2/18	Santa Clara														
2/18	Texas Tech														
2/19	UTEP														
2/19	UTEP														
2/22	CSU Bakersfield														
2/22	CSU Bakersfield														
2/24	Oklahoma State														
2/24	Creighton														
2/25	NM State														
2/25	Nebraska														
2/26	Nebraska														
3/1	UTEP														
3/1	UTEP														
3/3	Houston														
3/3	Arizona State														
3/4	Washington														
3/4	GCU														
3/5	Charlotte														
3/10	Manhattan														
3/10	Buffalo														
3/11	Buffalo														
3/11	Texas Tech														
3/12	Texas Tech														
3/15	Weber State														
3/17	Utah State														
3/18	Utah State														
3/19	Utah State														
3/24	San José State														
3/25	San José State														
3/26	San José State														
3/28	NM State														
3/31	Fresno State														
4/1	Fresno State														
4/2	Fresno State														
4/6	Boise State														
4/7	Boise State														
4/8	Boise State														
4/15	Colorado State														
4/16	Colorado State														
4/21	San Diego State														
4/22	San Diego State														
4/23	San Diego State														
4/28	Nevada														
4/29	Nevada														
4/30	Nevada														
5/5	UNLV														
5/6	UNLV														
		1-0	6.39	1	7.2	11	7	7	4	5	3	0	0	39	0

CAREER STATS

SEASON	GS	APP	CG	W-L	ERA	SHO	SV	IP	H	R	ER	BB	SO	2B	3B	HR	BF	NP-STK	WP	HBP	PO	A	E	FLD%
2022	1	2	1	1-0	6.39	1	0	7.2	11	7	7	4	5	3	0	0	39	142-84	0	0	0	1	0	1.000
TOTAL	1	2	1	1-0	6.39	1	0	7.2	11	7	7	4	5	3	0	0	39	142-84	0	0	0	1	0	1.000

HIGHLIGHTS

- Signed with UNM on July 29, 2022
- First collegiate start was against Oregon State, pitching a complete game shutout
- Played for Storm Telesco
- Majoring in business administration



# THE 2023 LOBOS



6

Alexis Vigil

SR • INF • 5-0 • R/R

Albuquerque, N.M. (Rio Rancho HS)

## SEASON BESTS

Hits  
Doubles  
Triples  
Home Runs  
RBI  
Runs  
Walks  
Stolen Bases

## CAREER BESTS

Hits 2 North Dakota St., 2/25/22  
Doubles  
Triples  
Home Runs  
RBI 1 2x, last: N. Dakota St., 2/25/22  
Runs 1 6x, last: NMSU, 3/8/22  
Walks 2 NMSU, 3/8/22  
Stolen Bases

## STREAKS

	Current	Career Best
Hitting		1
On-Base		2

## MULTI-HIT GAMES

	2	3	4	5+	TOTAL
2021	-	-	-	-	-
2022	1	-	-	-	1
2023					

## MULTI-RBI GAMES

	2	3	4	5+	TOTAL
2021	-	-	-	-	-
2022	-	-	-	-	-
2023					

## 2023 GAME-BY-GAME

DATE	OPPONENT	POS	AB	R	H	TB	2B	3B	HR	RBI	BB	HBP	SO	SB-ATT	E
2/17	Buffalo														
2/18	Santa Clara														
2/18	Texas Tech														
2/19	UTEP														
2/19	UTEP														
2/22	CSU Bakersfield														
2/22	CSU Bakersfield														
2/24	Oklahoma State														
2/24	Creighton														
2/25	NM State														
2/25	Nebraska														
2/26	Nebraska														
3/1	UTEP														
3/1	UTEP														
3/3	Houston														
3/3	Arizona State														
3/4	Washington														
3/4	GCU														
3/5	Charlotte														
3/10	Manhattan														
3/10	Buffalo														
3/11	Buffalo														
3/11	Texas Tech														
3/12	Texas Tech														
3/15	Weber State														
3/17	Utah State														
3/18	Utah State														
3/19	Utah State														
3/24	San José State														
3/25	San José State														
3/26	San José State														
3/28	NM State														
3/31	Fresno State														
4/1	Fresno State														
4/2	Fresno State														
4/6	Boise State														
4/7	Boise State														
4/8	Boise State														
4/15	Colorado State														
4/16	Colorado State														
4/21	San Diego State														
4/22	San Diego State														
4/23	San Diego State														
4/28	Nevada														
4/29	Nevada														
4/30	Nevada														
5/5	UNLV														
5/6	UNLV														

## CAREER STATS

SEASON	GP	GS	AVG.	AB	R	H	2B	3B	HR	RBI	TB	SLG%	BB	SO	HBP	OB%	SF	SH	SB-SA	PO	A	E	FLD%
2021	14	7	.045	22	2	1	0	0	0	1	1	.045	1	11	0	.083	1	0	0-0	7	12	1	.950
2022	17	3	.222	9	4	2	0	0	0	1	2	.222	4	4	0	.462	0	0	0-0	5	9	4	.778
TOTAL	31	10	.097	31	6	3	0	0	0	2	3		5	15	0		1	0	0-0	12	21	5	

## HIGHLIGHTS

- Started 2 games at second and a game at DP in 2022
- Started 5 games at second and 2 games at DP in 2021
- Hit 7th in 1 game, 8th in 5 games and 9th in 1 game in 2021 and hit 8th in all 3 starts in 2022
- Graduated in December with a BA in liberal arts

THE 2023 LOBOS



7 Ashley Archuleta

SO • INF • 5-4 • R/R  
Rio Rancho, N.M. (Cleveland HS)

SEASON BESTS

Hits	1	3x, last: at LSU 2-II-23
Doubles		
Triples		
Home Runs		
RBI	2	at Nicholls 2-9-23
Runs	1	3x, last: at LSU 2-II-23
Walks	2	at Nicholls 2-9-23
Stolen Bases		

CAREER BESTS

Hits	3	3x, last: at SJSU, 3-20-22
Doubles	2	NMSU, 3-8-22
Triples	1	NMSU, 3-8-22
Home Runs	2	Fresno State, 4-15-22
RBI	4	Fresno State, 4-15-22
Runs	2	6x, last: at Nevada, 4-23-22
Walks	3	Nevada, 4-23-22
Stolen Bases	1	at NMSU, 3-22-22

STREAKS

	Current	Career Best
Hitting	2	13
On-Base	2	22

MULTI-HIT GAMES

	2	3	4	5+	TOTAL
2022	12	3			15
2023					

MULTI-RBI GAMES

	2	3	4	5+	TOTAL
2022	3	1	1		5
2023	1				1

2023 GAME-BY-GAME

DATE	OPPONENT	POS	AB	R	H	TB	2B	3B	HR	RBI	BB	HBP	SO	SB-ATT	E
2/9	Nicholls	*2b	2	1	0	0	0	0	0	2	0	0	0	0-0	0
2/10	Oregon State	*2b	3	0	1	1	0	0	0	0	1	0	1	0-0	0
2/10	LSU	*2b	3	0	0	0	0	0	0	0	0	0	3	0-0	0
2/11	Oregon State	*2b	3	1	1	1	0	0	0	0	0	0	1	0-0	0
2/11	LSU	*2b	3	1	1	1	0	0	0	0	0	0	0	0-0	1
2/17	Buffalo														
2/18	Santa Clara														
2/18	Texas Tech														
2/19	UTEP														
2/19	UTEP														
2/22	CSU Bakersfield														
2/22	CSU Bakersfield														
2/24	Oklahoma State														
2/24	Creighton														
2/25	NM State														
2/25	Nebraska														
2/26	Nebraska														
3/1	UTEP														
3/1	UTEP														
3/3	Houston														
3/3	Arizona State														
3/4	Washington														
3/4	GCU														
3/5	Charlotte														
3/10	Manhattan														
3/10	Buffalo														
3/11	Buffalo														
3/11	Texas Tech														
3/12	Texas Tech														
3/15	Weber State														
3/17	Utah State														
3/18	Utah State														
3/19	Utah State														
3/24	San José State														
3/25	San José State														
3/26	San José State														
3/28	NM State														
3/31	Fresno State														
4/1	Fresno State														
4/2	Fresno State														
4/6	Boise State														
4/7	Boise State														
4/8	Boise State														
4/15	Colorado State														
4/16	Colorado State														
4/21	San Diego State														
4/22	San Diego State														
4/23	San Diego State														
4/28	Nevada														
4/29	Nevada														
4/30	Nevada														
5/5	UNLV														
5/6	UNLV														
			5	14	3	3	0	0	0	2	3	0	5	0-0	1

CAREER STATS

SEASON	GP	GS	AVG.	AB	R	H	2B	3B	HR	RBI	TB	SLG%	BB	SO	HBP	OB%	SF	SH	SB-SA	PO	A	E	FLD%
2022	53	53	.326	172	29	56	9	1	2	21	73	.424	20	36	3	.405	0	1	1-1	87	100	15	.926
2023	5	5	.214	14	3	3	0	0	0	2	3	.214	3	5	0	.353	0	0	0-0	6	15	1	.955
TOTAL	58	58	.317	186	32	59	9	1	2	23	76	.409	23	41	3	.401	0	1	1-1	92	115	16	.928

HIGHLIGHTS

- All-Conference First Team in 2022
- Played 51 games at second, 1 game at shortstop and 1 game as DP last season
- Led off in 29 games, hit 2nd in 21 games, 4th in 2 games, 6th in 1 game
- 2nd on the team in total bases (73), hits (56) and doubles (9) as a freshman
- Ended the season on a 4-game hitting streak

# THE 2023 LOBOS



**8 Bella Mitchell**

FR • P • 5-6 • R/R

New Braunfels, Texas (Canyon HS)

## SEASON BESTS

IP (high)  
H (low)  
R (low)  
ER (low)  
BB (low)  
SO (high)  
BF (high)  
NP (high)

## CAREER BESTS

Hits  
Doubles  
Triples  
Home Runs  
RBI  
Runs  
Walks  
Stolen Bases

## STREAKS

Current Career Best  
Scoreless IP  
Consecutive W

## PITCHING SUPERLATIVES (MIN. 4.0 IP)

Season Career  
5+ K  
10+ K  
1 R or Less  
Shutout

## 2023 GAME-BY-GAME

DATE	OPPONENT	W-L	ERA	CG	IP	H	R	ER	BB	SO	2B	3B	HR	BF	HBP
2/17	Buffalo														
2/18	Santa Clara														
2/18	Texas Tech														
2/19	UTEP														
2/19	UTEP														
2/22	CSU Bakersfield														
2/22	CSU Bakersfield														
2/24	Oklahoma State														
2/24	Creighton														
2/25	NM State														
2/25	Nebraska														
2/26	Nebraska														
3/1	UTEP														
3/1	UTEP														
3/3	Houston														
3/3	Arizona State														
3/4	Washington														
3/4	GCU														
3/5	Charlotte														
3/10	Manhattan														
3/10	Buffalo														
3/11	Buffalo														
3/11	Texas Tech														
3/12	Texas Tech														
3/15	Weber State														
3/17	Utah State														
3/18	Utah State														
3/19	Utah State														
3/24	San José State														
3/25	San José State														
3/26	San José State														
3/28	NM State														
3/31	Fresno State														
4/1	Fresno State														
4/2	Fresno State														
4/6	Boise State														
4/7	Boise State														
4/8	Boise State														
4/15	Colorado State														
4/16	Colorado State														
4/21	San Diego State														
4/22	San Diego State														
4/23	San Diego State														
4/28	Nevada														
4/29	Nevada														
4/30	Nevada														
5/5	UNLV														
5/6	UNLV														

## CAREER STATS

## HIGHLIGHTS

- Theatre major
- Named the District 5A Pitcher of the Year and was all-academic 2019-21
- District champions in 2019, placing fourth in the state

THE 2023 LOBOS



9 Seleste Compian

FR • OF • 5-1 • L/R  
Rosenberg, Texas (George Ranch HS)

SEASON BESTS

Hits  
Doubles  
Triples  
Home Runs  
RBI  
Runs  
Walks  
Stolen Bases

CAREER BESTS

Hits  
Doubles  
Triples  
Home Runs  
RBI  
Runs  
Walks  
Stolen Bases

STREAKS

Current Career Best  
Hitting  
On-Base

MULTI-HIT GAMES

23 2 3 4 5+ TOTAL  
2023

MULTI-RBI GAMES

23 2 3 4 5+ TOTAL  
2023

2023 GAME-BY-GAME																	
DATE	OPPONENT	POS	AB	R	H	TB	2B	3B	HR	RBI	BB	HBP	SO	SB-ATT	E		
2/17	Buffalo																
2/18	Santa Clara																
2/18	Texas Tech																
2/19	UTEP																
2/19	UTEP																
2/22	CSU Bakersfield																
2/22	CSU Bakersfield																
2/24	Oklahoma State																
2/24	Creighton																
2/25	NM State																
2/25	Nebraska																
2/26	Nebraska																
3/1	UTEP																
3/1	UTEP																
3/3	Houston																
3/3	Arizona State																
3/4	Washington																
3/4	GCU																
3/5	Charlotte																
3/10	Manhattan																
3/10	Buffalo																
3/11	Buffalo																
3/11	Texas Tech																
3/12	Texas Tech																
3/15	Weber State																
3/17	Utah State																
3/18	Utah State																
3/19	Utah State																
3/24	San José State																
3/25	San José State																
3/26	San José State																
3/28	NM State																
3/31	Fresno State																
4/1	Fresno State																
4/2	Fresno State																
4/6	Boise State																
4/7	Boise State																
4/8	Boise State																
4/15	Colorado State																
4/16	Colorado State																
4/21	San Diego State																
4/22	San Diego State																
4/23	San Diego State																
4/28	Nevada																
4/29	Nevada																
4/30	Nevada																
5/5	UNLV																
5/6	UNLV																

CAREER STATS																							
SEASON	GP	GS	AVG.	AB	R	H	2B	3B	HR	RBI	TB	SLG%	BB	SO	HBP	OB%	SF	SH	SB-SA	PO	A	E	FLD%
2023	1	0	.000	1	0	0	0	0	0	0	0	.000	0	1	0	.000	0	0	0-0	0	0	0	.000
TOTAL	1	0	.000	1	0	0	0	0	0	0	0	.000	0	1	0	.000	0	0	0-0	0	0	0	.000

- HIGHLIGHTS
- Undecided on major
  - Played for the Texas Bombers
  - All-district infielder in 2021 and honorable mention all-district infielder in 2019

# THE 2023 LOBOS



**12 Savannah Braun**

JR • OF • 5-10 • R/R

Tualatin, Ore. (Tualatin HS)

## SEASON BESTS

Hits  
Doubles  
Triples  
Home Runs  
RBI  
Runs  
Walks  
Stolen Bases

## CAREER BESTS

Hits 1 4x, last: NMSU, 3-22-22  
Doubles  
Triples  
Home Runs 1 at NMSU, 3-22-22  
RBI 3 at NMSU, 3-22-22  
Runs 1 2x, last: at NMSU, 3-22-22  
Walks 1 3x, last: Maine, 3-12-22  
Total Bases 4 at NMSU, 3/22/22

## STREAKS

	Current	Career Best
Hitting		2
On-Base		2

## MULTI-HIT GAMES

	2	3	4	5+	TOTAL
2021	-	-	-	-	-
2022	-	-	-	-	-
2023					

## MULTI-RBI GAMES

	2	3	4	5+	TOTAL
2021	-	-	-	-	-
2022	-	1	-	-	1
2023					

## 2023 GAME-BY-GAME

DATE	OPPONENT	POS	AB	R	H	TB	2B	3B	HR	RBI	BB	HBP	SO	SB-ATT	E
2/17	Buffalo														
2/18	Santa Clara														
2/18	Texas Tech														
2/19	UTEP														
2/19	UTEP														
2/22	CSU Bakersfield														
2/22	CSU Bakersfield														
2/24	Oklahoma State														
2/24	Creighton														
2/25	NM State														
2/25	Nebraska														
2/26	Nebraska														
3/1	UTEP														
3/1	UTEP														
3/3	Houston														
3/3	Arizona State														
3/4	Washington														
3/4	GCU														
3/5	Charlotte														
3/10	Manhattan														
3/10	Buffalo														
3/11	Buffalo														
3/11	Texas Tech														
3/12	Texas Tech														
3/15	Weber State														
3/17	Utah State														
3/18	Utah State														
3/19	Utah State														
3/24	San José State														
3/25	San José State														
3/26	San José State														
3/28	NM State														
3/31	Fresno State														
4/1	Fresno State														
4/2	Fresno State														
4/6	Boise State														
4/7	Boise State														
4/8	Boise State														
4/15	Colorado State														
4/16	Colorado State														
4/21	San Diego State														
4/22	San Diego State														
4/23	San Diego State														
4/28	Nevada														
4/29	Nevada														
4/30	Nevada														
5/5	UNLV														
5/6	UNLV														

## CAREER STATS

SEASON	GP	GS	AVG.	AB	R	H	2B	3B	HR	RBI	TB	SLG%	BB	SO	HBP	OB%	SF	SH	SB-SA	PO	A	E	FLD%
2021	4	1	.500	4	0	2	0	0	0	0	2	.500	2	2	0	.667	0	0	0-0	0	0	0	.000
2022	5	0	.500	4	2	2	0	0	1	4	5	1.250	1	0	0	.600	0	0	0-0	0	0	0	.000
TOTAL	9	1	.500	8	2	4	0	0	1	4	7	.875	3	2	0	.636	0	0	0-0	0	0	0	.000

## HIGHLIGHTS

- Hit a pinch-hit 3-run HR at New Mexico on March 22 for her first collegiate HR
- Hit against Tarleton on Feb. 27 ended the game in a run-rule win
- Start was as the designated player against Utah State on May 15, 2021



THE 2023 LOBOS



13 Elizabeth Baylor

FR • OF • 5-8 • R/R

Richmond, Texas (Churchill Fulshear HS)

SEASON BESTS

Hits  
Doubles  
Triples  
Home Runs  
RBI  
Runs  
Walks  
Stolen Bases

CAREER BESTS

Hits  
Doubles  
Triples  
Home Runs  
RBI  
Runs  
Walks  
Stolen Bases

STREAKS

Current Career Best

Hitting  
On-Base

MULTI-HIT GAMES

23 2 3 4 5+ TOTAL

2023

MULTI-RBI GAMES

23 2 3 4 5+ TOTAL

2023

2023 GAME-BY-GAME																	
DATE	OPPONENT	POS	AB	R	H	TB	2B	3B	HR	RBI	BB	HBP	SO	SB-ATT	E		
2/11	LSU	ph	1	0	0	0	0	0	0	0	0	0	1	0-0	0		
2/17	Buffalo																
2/18	Santa Clara																
2/18	Texas Tech																
2/19	UTEP																
2/19	UTEP																
2/22	CSU Bakersfield																
2/22	CSU Bakersfield																
2/24	Oklahoma State																
2/24	Creighton																
2/25	NM State																
2/25	Nebraska																
2/26	Nebraska																
3/1	UTEP																
3/1	UTEP																
3/3	Houston																
3/3	Arizona State																
3/4	Washington																
3/4	GCU																
3/5	Charlotte																
3/10	Manhattan																
3/10	Buffalo																
3/11	Buffalo																
3/11	Texas Tech																
3/12	Texas Tech																
3/15	Weber State																
3/17	Utah State																
3/18	Utah State																
3/19	Utah State																
3/24	San José State																
3/25	San José State																
3/26	San José State																
3/28	NM State																
3/31	Fresno State																
4/1	Fresno State																
4/2	Fresno State																
4/6	Boise State																
4/7	Boise State																
4/8	Boise State																
4/15	Colorado State																
4/16	Colorado State																
4/21	San Diego State																
4/22	San Diego State																
4/23	San Diego State																
4/28	Nevada																
4/29	Nevada																
4/30	Nevada																
5/5	UNLV																
5/6	UNLV																
			1	0	0	0	0	0	0	0	0	0	1	0-0	0		

CAREER STATS																			
SEASON	GP	GS	AVG.	AB	R	H	2B	3B	HR	RBI	TB	SLG%	BB	SO	HBP	OB%	SF	SH	SB-SA
2023	1	0	.000	1	0	0	0	0	0	0	0	.000	0	1	0	.000	0	0	0-0
TOTAL	1	0	.000	1	0	0	0	0	0	0	0	.000	0	1	0	.000	0	0	0-0

- HIGHLIGHTS
- Psychology major
  - Played for the Houston Power, Aces Express and Texas Bombers.
  - Named to the 4A Second Team All-District and the 5A Second Team All-District and was the school record holder for stolen bases

# THE 2023 LOBOS



**14 Taylor Snow**

RS-SO • P • 5-10 • R/R  
Columbia, La.. (Louisiana)

## SEASON BESTS

IP (high)	3.0	at LSU 2-10-23
H (low)	2	at LSU 2-11-23
R (low)	1	at LSU 2-11-23
ER (low)	1	at LSU 2-11-23
BB (low)	0	at LSU 2-11-23
SO (high)		
BF (high)	17	at LSU 2-10-23
NP (high)	65	at LSU 2-10-23

## CAREER BESTS

IP (high)	Same
H (low)	Same
R (low)	Same
ER (low)	Same
BB (low)	Same
SO (high)	
BF (high)	Same
NP (high)	Same

## STREAKS

	Current	Career Best
Scoreless IP		
Consecutive W		

## PITCHING SUPERLATIVES (MIN. 4.0 IP)

	Season	Career
5+ K		
10+ K		
1 R or Less		
Shutout		

## 2023 GAME-BY-GAME

DATE	OPPONENT	W-L	ERA	CG	IP	H	R	ER	BB	SO	2B	3B	HR	BF	HBP
2/10	LSU	0-1	9.33	0	3.0	7	4	4	2	0	0	0	0	17	0
2/11	LSU	0-1	10.5	0	0.2	2	1	1	0	0	2	0	0	4	0
2/17	Buffalo														
2/18	Santa Clara														
2/18	Texas Tech														
2/19	UTEP														
2/19	UTEP														
2/22	CSU Bakersfield														
2/22	CSU Bakersfield														
2/24	Oklahoma State														
2/24	Creighton														
2/25	NM State														
2/25	Nebraska														
2/26	Nebraska														
3/1	UTEP														
3/1	UTEP														
3/3	Houston														
3/3	Arizona State														
3/4	Washington														
3/4	GCU														
3/5	Charlotte														
3/10	Manhattan														
3/10	Buffalo														
3/11	Buffalo														
3/11	Texas Tech														
3/12	Texas Tech														
3/15	Weber State														
3/17	Utah State														
3/18	Utah State														
3/19	Utah State														
3/24	San José State														
3/25	San José State														
3/26	San José State														
3/28	NM State														
3/31	Fresno State														
4/1	Fresno State														
4/2	Fresno State														
4/6	Boise State														
4/7	Boise State														
4/8	Boise State														
4/15	Colorado State														
4/16	Colorado State														
4/21	San Diego State														
4/22	San Diego State														
4/23	San Diego State														
4/28	Nevada														
4/29	Nevada														
4/30	Nevada														
5/5	UNLV														
5/6	UNLV														
		0-1	9.55	0	3.2	9	5	5	2	0	2	0	0	21	0


## CAREER STATS

SEASON	GS	APP	CG	W-L	ERA	SHO	SV	IP	H	R	ER	BB	SO	2B	3B	HR	BF	NP-STK	WP	HBP	PO	A	E	FLD%
2023	1	2	0	0-1	9.55	0	0	3.2	9	5	5	2	0	2	0	0	21	78-50	1	0	0	0	0	.000
TOTAL	1	2	0	0-1	9.55	0	0	3.2	9	5	5	2	0	2	0	0	21	78-50	1	0	0	0	0	.000

## HIGHLIGHTS

- First collegiate start came at LSU
- First signee for Coach Dickson and staff (signed June 17, 2022)
- Redshirted at Louisiana
- Was a three-time first team all-state and all-district pitcher and pitched the Tigers to three consecutive state championship game appearances, earning the title her freshman season

THE 2023 LOBOS



16

Leslie Romero

SR • C • 5-4 • R/R

Gonzales, Calif. (Salinas HS)

SEASON BESTS

Hits  
Doubles  
Triples  
Home Runs  
RBI  
Runs  
Walks  
Stolen Bases

CAREER BESTS

Hits 3 2x, last: Nevada (4/22/22)  
Doubles 2 Nevada (4/22/22)  
Triples  
Home Runs 1 2x, last: NMSU, 3-22-22  
RBI 6 NMSU, 3-22-22  
Runs 2 UCSB, 3-3-22  
Walks 1 12x, last: Nevada, 4-22-22  
Total Bases 7 NMSU, 3-22-22

STREAKS

Current Career Best

Hitting 2 6  
On-Base 3 6

MULTI-HIT GAMES

	2	3	4	5+	TOTAL
2019	-	-	-	-	-
2020	2	-	-	-	2
2022	11	2	-	-	13
2023					

MULTI-RBI GAMES

	2	3	4	5+	TOTAL
2019	-	-	-	-	-
2020	1	-	-	-	1
2022	-	1	-	1	2
2023					

2023 GAME-BY-GAME																							
DATE	OPPONENT	POS	AB	R	H	TB	2B	3B	HR	RBI	BB	HBP	SO	SB-ATT	E								
2/9	Nicholls	ph/c	1	0	0	0	0	0	0	0	0	0	0	0-0	0								
2/10	Oregon State	ph/c	0	0	0	0	0	0	0	0	0	0	0	0-0	0								
2/10	LSU	dp	0	0	0	0	0	0	0	0	1	0	0	0-0	0								
2/11	Oregon State	*dp	3	1	1	0	0	0	0	0	0	0	0	0-0	0								
2/11	LSU	*c	4	0	1	0	0	0	0	0	0	0	0	0-0	0								
2/17	Buffalo																						
2/18	Santa Clara																						
2/18	Texas Tech																						
2/19	UTEP																						
2/19	UTEP																						
2/22	CSU Bakersfield																						
2/22	CSU Bakersfield																						
2/24	Oklahoma State																						
2/24	Creighton																						
2/25	NM State																						
2/25	Nebraska																						
2/26	Nebraska																						
3/1	UTEP																						
3/1	UTEP																						
3/3	Houston																						
3/3	Arizona State																						
3/4	Washington																						
3/4	GCU																						
3/5	Charlotte																						
3/10	Manhattan																						
3/10	Buffalo																						
3/11	Buffalo																						
3/11	Texas Tech																						
3/12	Texas Tech																						
3/15	Weber State																						
3/17	Utah State																						
3/18	Utah State																						
3/19	Utah State																						
3/24	San José State																						
3/25	San José State																						
3/26	San José State																						
3/28	NM State																						
3/31	Fresno State																						
4/1	Fresno State																						
4/2	Fresno State																						
4/6	Boise State																						
4/7	Boise State																						
4/8	Boise State																						
4/15	Colorado State																						
4/16	Colorado State																						
4/21	San Diego State																						
4/22	San Diego State																						
4/23	San Diego State																						
4/28	Nevada																						
4/29	Nevada																						
4/30	Nevada																						
5/5	UNLV																						
5/6	UNLV																						
			2	8	1	2	0	0	0	0	0	1	0	0	0-0	0							
CAREER STATS																							
SEASON	GP	GS	AVG.	AB	R	H	2B	3B	HR	RBI	TB	SLG%	BB	SO	HBP	OB%	SF	SH	SB-SA	PO	A	E	FLD%
2019	10	2	.000	12	0	0	0	0	0	0	0	.000	0	5	0	.000	0	0	0-0	2	0	0	1.000
2020	15	12	.219	32	4	7	2	0	0	3	9	.281	1	4	0	.235	1	1	0-0	35	2	1	.974
2022	50	46	.271	144	13	39	10	0	2	23	55	.382	11	18	0	.313	5	0	2-2	150	4	1	.994
2023	5	2	.250	8	1	2	0	0	0	2	2	.250	1	0	0	.333	0	0	0-0	4	0	0	1.000
TOTAL	75	60	.245	188	17	46	12	0	2	26	64	.340	12	27	0	.282	6	1	2-2	187	6	2	.990
HIGHLIGHTS																							

- Started 24 games at catcher, 22 games at DP in 2022
- Hit 2nd in 9 games, 3rd in 6 games, cleanup in 10 games, 5th in 8 games, 6th in 3 games, 8th in 8 games, 9th in 2 games in 2022

# THE 2023 LOBOS



**17 Amber Linton**

JR • P • 6-0 • R/R  
Franklin, Ind. (Indiana)

## SEASON BESTS

IP (high)	6.0	Oregon State 2-10-23
H (low)	3	at Nicholls 2-9-23
R (low)	2	Oregon State 2-10-23
ER (low)	2	Oregon State 2-10-23
BB (low)	2	Oregon State 2-10-23
SO (high)	4	Oregon State 2-10-23
BF (high)	27	Oregon State 2-10-23
NP (high)	106	Oregon State 2-10-23

## CAREER BESTS (MIN. 3.0 IP)

IP (high)	8.0	San José State, 3-18-22
H (low)	0	Boise State, 5-8-22
R (low)	0	NMSU, 3-8-22
ER (low)	0	3x, last: NMSU, 3-8-22
BB (low)	0	3x, last: Colorado St., 4-8-22
SO (high)	11	UTEP, 2-24-22
BF (high)	35	2x, last: San Diego St., 5-12-22
NP (high)	153	San José State, 3-20-22

## STREAKS

	Current	Career Best
Scoreless IP		4
Consecutive W		5

## PITCHING SUPERLATIVES (MIN. 4.0 IP)

	Season	Career
5+ K		14
10+ K		2
1 R or Less		4
Shutout		-

## 2023 GAME-BY-GAME

DATE	OPPONENT	W-L	ERA	CG	IP	H	R	ER	BB	SO	2B	3B	HR	BF	HBP
2/9	Nicholls	1-0	4.20	1	5.0	3	3	3	3	3	0	0	1	21	0
2/10	Oregon State	1-1	2.33	1	6.0	7	2	2	2	4	2	0	0	27	0
2/11	LSU	1-1	12.60	0	3.1	7	8	6	3	2	0	0	2	24	2
2/17	Buffalo														
2/18	Santa Clara														
2/18	Texas Tech														
2/19	UTEP														
2/19	UTEP														
2/22	CSU Bakersfield														
2/22	CSU Bakersfield														
2/24	Oklahoma State														
2/24	Creighton														
2/25	NM State														
2/25	Nebraska														
2/26	Nebraska														
3/1	UTEP														
3/1	UTEP														
3/3	Houston														
3/3	Arizona State														
3/4	Washington														
3/4	GCU														
3/5	Charlotte														
3/10	Manhattan														
3/10	Buffalo														
3/11	Buffalo														
3/11	Texas Tech														
3/12	Texas Tech														
3/15	Weber State														
3/17	Utah State														
3/18	Utah2 State														
3/19	Utah State														
3/24	San José State														
3/25	San José State														
3/26	San José State														
3/28	NM State														
3/31	Fresno State														
4/1	Fresno State														
4/2	Fresno State														
4/6	Boise State														
4/7	Boise State														
4/8	Boise State														
4/15	Colorado State														
4/16	Colorado State														
4/21	San Diego State														
4/22	San Diego State														
4/23	San Diego State														
4/28	Nevada														
4/29	Nevada														
4/30	Nevada														
5/5	UNLV														
5/6	UNLV														
		1-1	5.37	2	14.1	17	13	11	8	9	2	0	3	72	2


## CAREER STATS

SEASON	GS	APP	CG	W-L	ERA	SHO	SV	IP	H	R	ER	BB	SO	2B	3B	HR	BF	NP-STK	WP	HBP	PO	A	E	FLD%
2021	4	19	0	4-3	3.79	0	0	44.1	52	33	24	24	21	12	2	2	214	159-82	1	5	3	10	0	1.000
2022	27	38	7	12-14	4.02	0	3	156.2	181	125	90	73	156	22	4	6	779	2512-1503	11	36	2	32	5	.872
2023	2	3	2	1-1	5.37	0	0	14.1	17	13	11	8	9	2	0	3	72	287-170	0	2	0	7	0	1.000
TOTAL	33	60	9	17-18	4.06	0	3	215.1	250	171	125	105	186	36	6	11	1065	2958-1755	12	43	5	49	5	.915

## HIGHLIGHTS

- 6.97 strikeouts per game in 2022 was the single-season program record
- 156 strikeouts last season were the 6th most in a single-season in program history
- Named MW Pitcher of the Week on March 1, 2022
- Pitched a team-high 156.2 innings with team-high 7 complete games and 3 saves
- Struck out 10 batters in the first game of the season last season, a win over Oregon St.

THE 2023 LOBOS



18

Grace Rana

FR • C • 5-6 • R/R

Queen Creek, Ariz. (Queen Creek HS)

SEASON BESTS

Hits

Doubles

Triples

Home Runs

RBI

Runs1at LSU 2-11-23

Walks

Stolen Bases1Oregon State 2-11-23

CAREER BESTS

Hits

Doubles

Triples

Home Runs

RBI

RunsSame

Walks

Stolen BasesSame

STREAKS

Current

Career Best

Hitting

On-Base

MULTI-HIT GAMES

23

2

3

4

5+

TOTAL

MULTI-RBI GAMES

23

2

3

4

5+

TOTAL

2023 GAME-BY-GAME																	
DATE	OPPONENT	POS	AB	R	H	TB	2B	3B	HR	RBI	BB	HBP	SO	SB-ATT	E		
2/9	Nicholls	pr	0	0	0	0	0	0	0	0	0	0	0	0-0	0		
2/10	Oregon State	pr	0	0	0	0	0	0	0	0	0	0	0	0-0	0		
2/11	Oregon State	pr	0	0	0	0	0	0	0	0	0	0	0	1-1	0		
2/11	LSU	pr	0	1	0	0	0	0	0	0	0	0	0	0-0	0		
2/17	Buffalo																
2/18	Santa Clara																
2/18	Texas Tech																
2/19	UTEP																
2/19	UTEP																
2/22	CSU Bakersfield																
2/22	CSU Bakersfield																
2/24	Oklahoma State																
2/24	Creighton																
2/25	NM State																
2/25	Nebraska																
2/26	Nebraska																
3/1	UTEP																
3/1	UTEP																
3/3	Houston																
3/3	Arizona State																
3/4	Washington																
3/4	GCU																
3/5	Charlotte																
3/10	Manhattan																
3/10	Buffalo																
3/11	Buffalo																
3/11	Texas Tech																
3/12	Texas Tech																
3/15	Weber State																
3/17	Utah State																
3/18	Utah State																
3/19	Utah State																
3/24	San José State																
3/25	San José State																
3/26	San José State																
3/28	NM State																
3/31	Fresno State																
4/1	Fresno State																
4/2	Fresno State																
4/6	Boise State																
4/7	Boise State																
4/8	Boise State																
4/15	Colorado State																
4/16	Colorado State																
4/21	San Diego State																
4/22	San Diego State																
4/23	San Diego State																
4/28	Nevada																
4/29	Nevada																
4/30	Nevada																
5/5	UNLV																
5/6	UNLV																
			0	1	0	0	0	0	0	0	0	0	0	1-1	0		

CAREER STATS																							
SEASON	GP	GS	AVG.	AB	R	H	2B	3B	HR	RBI	TB	SLG%	BB	SO	HBP	OB%	SF	SH	SB-SA	PO	A	E	FLD%
2023	4	0	.000	0	1	0	0	0	0	0	0	.000	0	0	0	.000	0	0	1-1	0	0	0	.000
TOTAL	4	0	.000	0	1	0	0	0	0	0	0	.000	0	0	0	.000	0	0	1-1	0	0	0	.000

- HIGHLIGHTS
- Psychology major
  - Named to the All-Region Second Team in 2019
  - Played for the AZ Hotshots- Delsante

# THE 2023 LOBOS



**20 Emma Bramson**

SO • INF • 5-7 • R/R  
Valencia, Calif. (Valencia HS)

## SEASON BESTS

Hits	2	at Nicholls, 2-9-23
Doubles		
Triples		
Home Runs	1	at LSU, 2-10-23
RBI	1	2x, last: Oregon State, 2-11-23
Runs	2	at Nicholls, 2-9-23
Walks		
Stolen Bases	1	at Nicholls, 2-9-23

## CAREER BESTS

Hits	3	UC Santa Barbara, 3-3-22
Doubles	1	4x, last: Fresno St., 4-16-22
Triples		
Home Runs	2	UC Santa Barbara, 3-3-22
RBI	5	UC Santa Barbara, 3-3-22
Runs	3	at New Mexico State, 3-22-22
Walks	3	at New Mexico State, 3-22-22
Stolen Bases	1	at Nicholls 2-9-23

## STREAKS

	Current	Career Best
Hitting	1	3
On-Base	1	9

## MULTI-HIT GAMES

	2	3	4	5+	TOTAL
2022	9	1	-	-	10
2023	2				1

## MULTI-RBI GAMES

	2	3	4	5+	TOTAL
2022	3	-	-	1	4
2023					

## 2023 GAME-BY-GAME

DATE	OPPONENT	POS	AB	R	H	TB	2B	3B	HR	RBI	BB	HBP	SO	SB-ATT	E
2/9	Nicholls	*3b	3	2	1	1	0	0	0	0	0	1	1	1-1	0
2/10	Oregon State	*3b	3	0	0	0	0	0	0	0	0	0	2	0-0	0
2/10	LSU	*3b	3	1	2	5	0	0	1	1	0	0	0	0-0	0
2/11	Oregon State	*3b	2	0	0	0	0	0	0	1	0	0	1	0-0	0
2/11	LSU	*3b	3	0	2	2	0	0	0	0	0	0	0	0-0	1
2/17	Buffalo														
2/18	Santa Clara														
2/18	Texas Tech														
2/19	UTEP														
2/19	UTEP														
2/22	CSU Bakersfield														
2/22	CSU Bakersfield														
2/24	Oklahoma State														
2/24	Creighton														
2/25	NM State														
2/25	Nebraska														
2/26	Nebraska														
3/1	UTEP														
3/1	UTEP														
3/3	Houston														
3/3	Arizona State														
3/4	Washington														
3/4	GCU														
3/5	Charlotte														
3/10	Manhattan														
3/10	Buffalo														
3/11	Buffalo														
3/11	Texas Tech														
3/12	Texas Tech														
3/15	Weber State														
3/17	Utah State														
3/18	Utah State														
3/19	Utah State														
3/24	San José State														
3/25	San José State														
3/26	San José State														
3/28	NM State														
3/31	Fresno State														
4/1	Fresno State														
4/2	Fresno State														
4/6	Boise State														
4/7	Boise State														
4/8	Boise State														
4/15	Colorado State														
4/16	Colorado State														
4/21	San Diego State														
4/22	San Diego State														
4/23	San Diego State														
4/28	Nevada														
4/29	Nevada														
4/30	Nevada														
5/5	UNLV														
5/6	UNLV														
		5	14	3	5	8	0	0	1	2	0	1	4	1-1	1

## CAREER STATS

SEASON	GP	GS	AVG.	AB	R	H	2B	3B	HR	RBI	TB	SLG%	BB	SO	HBP	OB%	SF	SH	SB-SA	PO	A	E	FLD%
2022	46	46	.245	139	24	34	4	0	6	23	56	.403	11	20	1	.301	2	1	0-0	45	69	9	.926
2023	5	5	.357	14	3	5	0	0	1	2	8	.571	0	4	1	.375	1	0	1-1	5	4	1	.900
TOTAL	51	51	.255	153	27	39	4	0	7	25	64	.418	11	24	2	.308	3	1	1-1	50	73	10	.925

## HIGHLIGHTS

- Named MW Freshman of the Week on Feb. 22, 2022
- Hit 5th in 26 games, 4th in 13, 9th in 3, 2nd in 2, 6th in 1, 8th in 1
- Played 25 games at third base and 21 games at shortstop last season
- 4th in slugging percentage (.403), tied for 3rd in RBI (23), 5th in batting average (.245)
- Nursing major



THE 2023 LOBOS



21 Peyton Robinson

SR • OF • 5-6 • L/R  
Saginaw, Texas (Southern Nazarene)

SEASON BESTS

Hits	3	at Nicholls 2-9-23
Doubles		
Triples		
Home Runs		
RBI	3	at Nicholls 2-9-23
Runs	2	at Nicholls 2-9-23
Walks		
Stolen Bases	2	at Nicholls 2-9-23

CAREER BESTS (AT UNM)

Hits	4	Maine, 3-12-22
Doubles	1	5x, last: Utah State, 3-27-22
Triples	1	2x, last: at NMSU, 3-22-22
Home Runs		
RBI	3	at Nicholls 2-9-23
Runs	2	15x, last: at Nicholls, 2-9-23
Walks	2	2x, last: at BYU, 4-1-22
Stolen Bases	2	at Nicholls 2-9-23

STREAKS

	Current	Career Best
Hitting	5	21
On-Base	5	21

MULTI-HIT GAMES

	2	3	4	5+	TOTAL
2021	5	2	-	-	7
2022	8	1	1	-	10
2023	1	1			2

MULTI-RBI GAMES

	2	3	4	5+	TOTAL
2021	-	-	-	-	-
2022	2	-	-	-	2
2023		1			1

2023 GAME-BY-GAME

DATE	OPPONENT	POS	AB	R	H	TB	2B	3B	HR	RBI	BB	HBP	SO	SB-ATT	E
2/9	Nicholls	*cf	3	2	3	3	0	0	0	3	0	1	0	2-2	0
2/10	Oregon State	*cf	4	0	2	2	0	0	0	0	0	0	0	1-1	0
2/10	LSU	*cf	3	0	1	1	0	0	0	1	0	0	1	0-0	0
2/11	Oregon State	*cf	3	1	1	1	0	0	0	0	0	0	0	0-0	0
2/11	LSU	*cf	4	0	1	1	0	0	0	0	0	0	1	0-0	0
2/17	Buffalo														
2/18	Santa Clara														
2/18	Texas Tech														
2/19	UTEP														
2/19	UTEP														
2/22	CSU Bakersfield														
2/22	CSU Bakersfield														
2/24	Oklahoma State														
2/24	Creighton														
2/25	NM State														
2/25	Nebraska														
2/26	Nebraska														
3/1	UTEP														
3/1	UTEP														
3/3	Houston														
3/3	Arizona State														
3/4	Washington														
3/4	GCU														
3/5	Charlotte														
3/10	Manhattan														
3/10	Buffalo														
3/11	Buffalo														
3/11	Texas Tech														
3/12	Texas Tech														
3/15	Weber State														
3/17	Utah State														
3/18	Utah State														
3/19	Utah State														
3/24	San José State														
3/25	San José State														
3/26	San José State														
3/28	NM State														
3/31	Fresno State														
4/1	Fresno State														
4/2	Fresno State														
4/6	Boise State														
4/7	Boise State														
4/8	Boise State														
4/15	Colorado State														
4/16	Colorado State														
4/21	San Diego State														
4/22	San Diego State														
4/23	San Diego State														
4/28	Nevada														
4/29	Nevada														
4/30	Nevada														
5/5	UNLV														
5/6	UNLV														
			5	17	3	8	8	0	0	0	4	0	1	2	3-3 0

CAREER STATS

SEASON	GP	GS	AVG.	AB	R	H	2B	3B	HR	RBI	TB	SLG%	BB	SO	HBP	OB%	SF	SH	SB-SA	PO	A	E	FLD%
2019	53	46	.281	139	27	39	4	1	0	6	45	.324	6	11	0	.320	0	6	20-23	60	3	2	.969
2020	23	23	.459	74	29	34	4	1	0	9	40	.541	7	3	0	.500	1	7	22-26	28	2	0	1.000
2021	46	45	.250	124	19	31	3	0	0	3	34	.274	9	21	0	.296	2	6	4-5	43	2	1	.978
2022	53	53	.336	143	36	48	2	2	0	5	54	.378	17	18	1	.410	0	9	8-10	57	3	3	.952
2023	5	5	.471	17	3	8	0	0	0	4	8	.471	0	2	1	.500	0	0	3-3	2	0	0	1.000
TOTAL	181	172	.321	498	114	160	13	4	0	27	181	.363	42	56	2	.374	3	28	57-67	190	10	6	.971

HIGHLIGHTS

- Graduated in May 2022 with a BBA in business administration.
- Started all 53 games in left in 2022
- Hit leadoff in 21 games, 2nd in 6 games and 9th in 26 games
- Started 21 games in left, 1 game in right and 23 games as DP in 2021
- Hit leadoff in 27 games, 8th in 3 games and 9th in 15 games in 2021
- Started her collegiate career at Southern Nazarene

# THE 2023 LOBOS



**24 Diamond Sandoval**

JR • OF • 5-3 • R/R  
Norwalk, Calif. (St. Paul HS)

## SEASON BESTS

Hits  
Doubles  
Triples  
Home Runs  
RBI  
Runs  
Walks  
Stolen Bases

## CAREER BESTS

Hits 2 Maine, 3-12-22  
Doubles 1 2x, last: Utah State, 3-27-22  
Triples 1 Maine, 3-12-22  
Home Runs  
RBI 2 2x, last: Maine, 3-12-22  
Runs 1 9x, last: at NMSU, 3-22-22  
Walks 1 5x, last: Utah St., 3-27-22  
Stolen Bases

## STREAKS

	Current	Career Best
Hitting		2
On-Base		3

## MULTI-HIT GAMES

	2	3	4	5+	TOTAL
2021	-	-	-	-	-
2022	1	-	-	-	1
2023					

## MULTI-RBI GAMES

	2	3	4	5+	TOTAL
2021	-	-	-	-	-
2022	2	-	-	-	2
2023					

## 2023 GAME-BY-GAME

DATE	OPPONENT	POS	AB	R	H	TB	2B	3B	HR	RBI	BB	HBP	SO	SB-ATT	E
2/17	Buffalo														
2/18	Santa Clara														
2/18	Texas Tech														
2/19	UTEP														
2/19	UTEP														
2/22	CSU Bakersfield														
2/22	CSU Bakersfield														
2/24	Oklahoma State														
2/24	Creighton														
2/25	NM State														
2/25	Nebraska														
2/26	Nebraska														
3/1	UTEP														
3/1	UTEP														
3/3	Houston														
3/3	Arizona State														
3/4	Washington														
3/4	GCU														
3/5	Charlotte														
3/10	Manhattan														
3/10	Buffalo														
3/11	Buffalo														
3/11	Texas Tech														
3/12	Texas Tech														
3/15	Weber State														
3/17	Utah State														
3/18	Utah State														
3/19	Utah State														
3/24	San José State														
3/25	San José State														
3/26	San José State														
3/28	NM State														
3/31	Fresno State														
4/1	Fresno State														
4/2	Fresno State														
4/6	Boise State														
4/7	Boise State														
4/8	Boise State														
4/15	Colorado State														
4/16	Colorado State														
4/21	San Diego State														
4/22	San Diego State														
4/23	San Diego State														
4/28	Nevada														
4/29	Nevada														
4/30	Nevada														
5/5	UNLV														
5/6	UNLV														

## CAREER STATS

SEASON	GP	GS	AVG.	AB	R	H	2B	3B	HR	RBI	TB	SLG%	BB	SO	HBP	OB%	SF	SH	SB-SA	PO	A	E	FLD%
2021	14	2	.125	16	3	2	0	0	0	1	2	.125	3	5	0	.263	0	0	0-0	0	0	0	.000
2022	20	6	.231	26	4	6	2	1	0	4	10	.385	2	7	0	.286	0	0	0-0	0	0	0	.000
TOTAL	34	8	.190	42	7	8	2	1	0	5	12	.286	5	12	0	.277	0	0	0-0	0	0	0	.000

## HIGHLIGHTS

- Started 6 games last season all at DP
- Hit 6th in 3 games and 8th in 3 games
- Recorded first collegiate hit against San José State on May 8, 2021, which resulted in a RBI

## THE 2023 LOBOS


**25 Chloe Yeatts**

FR • C • 5-9 • R/R

Ardmore, Okla. (Lone Grove HS)

## SEASON BESTS

Hits	2	3x, last: at LSU 2-11-23
Doubles		
Triples		
Home Runs		
RBI	3	at Nicholls 2-9-23
Runs	2	Oregon State 2-11-23
Walks	1	Oregon State 2-10-23
Stolen Bases		

## CAREER BESTS

Hits	Same
Doubles	
Triples	
Home Runs	
RBI	Same
Runs	Same
Walks	Same
Stolen Bases	

## STREAKS

	Current	Career Best
Hitting	2	2
On-Base	2	2

## MULTI-HIT GAMES

	2	3	4	5+	TOTAL
2023	3				3

## MULTI-RBI GAMES

	2	3	4	5+	TOTAL
2023	1				1

## 2023 GAME-BY-GAME

DATE	OPPONENT	POS	AB	R	H	TB	2B	3B	HR	RBI	BB	HBP	SO	SB-ATT	E
2/9	Nicholls	*c	3	1	2	2	0	0	0	3	0	0	0	0-0	0
2/10	Oregon State	*c	2	0	0	0	0	0	0	0	1	0	0	0-0	0
2/10	LSU	*dp/c	3	0	0	0	0	0	0	0	0	0	0	0-0	0
2/11	Oregon State	*c	3	2	2	2	0	0	0	0	0	0	0	0-0	0
2/11	LSU	*1b/dp	4	0	2	2	0	0	0	0	0	0	0	0-0	0
2/17	Buffalo														
2/18	Santa Clara														
2/18	Texas Tech														
2/19	UTEP														
2/19	UTEP														
2/22	CSU Bakersfield														
2/22	CSU Bakersfield														
2/24	Oklahoma State														
2/24	Creighton														
2/25	NM State														
2/25	Nebraska														
2/26	Nebraska														
3/1	UTEP														
3/1	UTEP														
3/3	Houston														
3/3	Arizona State														
3/4	Washington														
3/4	GCU														
3/5	Charlotte														
3/10	Manhattan														
3/10	Buffalo														
3/11	Buffalo														
3/11	Texas Tech														
3/12	Texas Tech														
3/15	Weber State														
3/17	Utah State														
3/18	Utah State														
3/19	Utah State														
3/24	San José State														
3/25	San José State														
3/26	San José State														
3/28	NM State														
3/31	Fresno State														
4/1	Fresno State														
4/2	Fresno State														
4/6	Boise State														
4/7	Boise State														
4/8	Boise State														
4/15	Colorado State														
4/16	Colorado State														
4/21	San Diego State														
4/22	San Diego State														
4/23	San Diego State														
4/28	Nevada														
4/29	Nevada														
4/30	Nevada														
5/5	UNLV														
5/6	UNLV														

5 15 3 6 6 0 0 0 3 1 0 0 0-0 0

## CAREER STATS

SEASON	GP	GS	AVG.	AB	R	H	2B	3B	HR	RBI	TB	SLG%	BB	SO	HBP	OB%	SF	SH	SB-SA	PO	A	E	FLD%
2023	5	5	.400	15	3	6	0	0	0	3	6	.400	1	0	0	.438	0	0	0-0	15	0	0	1.000
TOTAL	5	5	.400	15	3	6	0	0	0	3	6	.400	1	0	0	.438	0	0	0-0	15	0	0	1.000

## HIGHLIGHTS

- First collegiate hit and RBI came against Nicholls in her first collegiate at-bat
- Signed with UNM on July 22, 2022
- Majoring in secondary education
- High school team won the 2021 Oklahoma 4A state championship in 2021 after finishing runner-up in 2020 and winning regionals in 2019 and 2018
- Named 2021 Oklahoma All-State Catcher, 2021 Conference Offensive Player of the Year and was a nominee for 2021 Gatorade Oklahoma Softball Player of the Year

# THE 2023 LOBOS



**27** Olivia Birkinshaw

SO • OF • 5-10 • R/R

Santa Margarita, Calif. (Mission Viejo HS)

## SEASON BESTS

Hits	1	2x, last: Oregon State 2-11-23
Doubles	1	Oregon State 2-11-23
Triples		
Home Runs		
RBI	3	Oregon State 2-11-23
Runs	1	at Nicholls 2-9-23
Walks		
Stolen Bases		

## CAREER BESTS

Hits	2	3x, last: S. Utah, 3-11-22
Doubles	1	4x, last: Oregon State, 2-11-23
Triples	1	at Lamar, 2-19-22
Home Runs	1	Utah State, 3-25-22
RBI	3	Oregon State, 2-11-23
Runs	2	2x, last: Dixie State, 3-11-22
Walks	1	6x, last: Nevada, 4-22-22
Stolen Bases	1	Ohio, 2-20-22

## STREAKS

	Current	Career Best
Hitting	1	3
On-Base	2	3

## MULTI-HIT GAMES

	2	3	4	5+	TOTAL
2022	2	-	-	-	2
2023					

## MULTI-RBI GAMES

	2	3	4	5+	TOTAL
2022	-	-	-	-	-
2023		1			1

## 2023 GAME-BY-GAME

DATE	OPPONENT	POS	AB	R	H	TB	2B	3B	HR	RBI	BB	HBP	SO	SB-ATT	E
2/9	Nicholls	ph	1	1	1	1	0	0	0	0	0	0	0	0-0	0
2/10	Oregon State	ph	1	0	0	0	0	0	0	0	0	0	0	0-0	0
2/11	Oregon State	ph	1	0	1	2	1	0	0	3	0	0	0	0-0	0
2/11	LSU	*dp	0	0	0	0	0	0	0	0	0	1	0	0-0	0
2/17	Buffalo														
2/18	Santa Clara														
2/18	Texas Tech														
2/19	UTEP														
2/19	UTEP														
2/22	CSU Bakersfield														
2/22	CSU Bakersfield														
2/24	Oklahoma State														
2/24	Creighton														
2/25	NM State														
2/25	Nebraska														
2/26	Nebraska														
3/1	UTEP														
3/1	UTEP														
3/3	Houston														
3/3	Arizona State														
3/4	Washington														
3/4	GCU														
3/5	Charlotte														
3/10	Manhattan														
3/10	Buffalo														
3/11	Buffalo														
3/11	Texas Tech														
3/12	Texas Tech														
3/15	Weber State														
3/17	Utah State														
3/18	Utah State														
3/19	Utah State														
3/24	San José State														
3/25	San José State														
3/26	San José State														
3/28	NM State														
3/31	Fresno State														
4/1	Fresno State														
4/2	Fresno State														
4/6	Boise State														
4/7	Boise State														
4/8	Boise State														
4/15	Colorado State														
4/16	Colorado State														
4/21	San Diego State														
4/22	San Diego State														
4/23	San Diego State														
4/28	Nevada														
4/29	Nevada														
4/30	Nevada														
5/5	UNLV														
5/6	UNLV														
		1	3	1	2	3	1	0	0	3	0	1	0	0-0	0

## CAREER STATS

SEASON	GP	GS	AVG.	AB	R	H	2B	3B	HR	RBI	TB	SLG%	BB	SO	HBP	OB%	SF	SH	SB-SA	PO	A	E	FLD%
2022	28	18	.175	57	7	10	3	1	1	3	18	.316	6	23	4	.299	0	1	1-1	20	11	3	.912
2023	4	1	.667	3	1	2	1	0	0	3	3	1.000	0	0	1	.750	0	0	0-0	0	0	0	.000
TOTAL	32	19	.200	60	8	12	4	1	1	6	21	.350	6	23	5	.324	0	1	1-1	20	11	3	.912

## HIGHLIGHTS

- Started 18 games, 11 at DP, 4 at third and 3 at first
- Hit 4th in 7 games, 6th in 7 games and 8th in 4 games
- First collegiate hit came against Arizona on Feb. 13; First collegiate HR came in a pinch-hit appearance against Utah State on March 25

THE 2023 LOBOS



28 Samantha Fohrman

SR • P • 5-7 • R/R  
Cottage Grove, Minn. (Georgian Court)

SEASON BESTS

IP (high)	11	at LSU 2-11-23
H (low)	2	at LSU 2-11-23
R (low)	2	at LSU 2-11-23
ER (low)	1	at LSU 2-11-23
BB (low)	2	at LSU 2-11-23
SO (high)		
BF (high)	9	at LSU 2-11-23
NP (high)	35	at LSU 2-11-23

CAREER BESTS

IP (high)	5.0	Wagner, 3-4-22
H (low)	2	Alabama, 2-13-22
R (low)	1	Alabama, 2-13-22
ER (low)	0	Lamar, 2-19-22
BB (low)	0	3x, last: Wagner, 3-4-22
SO (high)	1	2x, last: Wagner, 3-4-22
BF (high)	19	Wagner, 3-4-22
NP (high)	59	Wagner, 3-4-22

STREAKS

	Current	Career Best
Scoreless IP		3
Consecutive W		1

PITCHING SUPERLATIVES (MIN. 4.0 IP)

	Season	Career
5+ K	-	-
10+ K	-	-
1 R or Less	-	-
Shutout	-	-

2023 GAME-BY-GAME

DATE	OPPONENT	W-L	ERA	CG	IP	H	R	ER	BB	SO	2B	3B	HR	BF	HBP
2/11	LSU	0-1	5.25	0	1.1	2	2	1	2	0	0	0	0	9	1
2/17	Buffalo														
2/18	Santa Clara														
2/18	Texas Tech														
2/19	UTEP														
2/19	UTEP														
2/22	CSU Bakersfield														
2/22	CSU Bakersfield														
2/24	Oklahoma State														
2/24	Creighton														
2/25	NM State														
2/25	Nebraska														
2/26	Nebraska														
3/1	UTEP														
3/1	UTEP														
3/3	Houston														
3/3	Arizona State														
3/4	Washington														
3/4	GCU														
3/5	Charlotte														
3/10	Manhattan														
3/10	Buffalo														
3/11	Buffalo														
3/11	Texas Tech														
3/12	Texas Tech														
3/15	Weber State														
3/17	Utah State														
3/18	Utah State														
3/19	Utah State														
3/24	San José State														
3/25	San José State														
3/26	San José State														
3/28	NM State														
3/31	Fresno State														
4/1	Fresno State														
4/2	Fresno State														
4/6	Boise State														
4/7	Boise State														
4/8	Boise State														
4/15	Colorado State														
4/16	Colorado State														
4/21	San Diego State														
4/22	San Diego State														
4/23	San Diego State														
4/28	Nevada														
4/29	Nevada														
4/30	Nevada														
5/5	UNLV														
5/6	UNLV														
		0-1	5.25	0	1.1	2	2	1	2	0	0	0	0	9	1

CAREER STATS

SEASON	GS	APP	CG	W-L	ERA	SHO	SV	IP	H	R	ER	BB	SO	2B	3B	HR	BF	NP-STK	WP	HBP	PO	A	E	FLD%
2020	6	9	1	2-6	4.76	0	0	39.2	52	39	27	25	33	5	1	5	214	675-402	4	5	1	7	1	.889
2021	20	28	11	14-2	1.67	4	1	108.2	73	30	26	40	145	18	0	4	449	1533-1002	6	6	5	11	1	.941
2022	2	3	0	1-0	2.33	0	0	9.0	11	5	3	0	2	4	0	0	38	80-46	0	1	0	3	0	1.000
2023	1	1	0	0-1	5.25	0	0	1.1	2	2	1	2	0	0	0	0	9	35-15	0	0	0	0	0	1.000
TOTAL	29	41	12	17-9	2.51	4	1	158.2	138	76	57	67	180	27	1	9	710	2315-1465	10	12	6	21	2	.931

HIGHLIGHTS

- Pitched in just three games, with two starts, before season-ending injury in 2022
- Pitched 5.0 innings in the win against Wagner College for first win as a Lobo
- Started her career at Georgian Court, joined UNM prior to 2022 season

# THE 2023 LOBOS



**34 Maddie Boldt**

JR • OF • 5-8 • R/R

Round Rock, Texas (Incarnate Word)

## SEASON BESTS

Hits	2	Oregon State, 2-11-23
Doubles	1	Oregon State, 2-11-23
Triples	1	Oregon State, 2-11-23
Home Runs	1	3x, last: at LSU, 2-11-23
RBI	3	2x, last: at LSU, 2-11-23
Runs	1	4x, last: at LSU, 2-11-23
Walks	1	2x, last: Oregon State, 2-10-23
Stolen Bases		

## CAREER BESTS (AT UIW)

Hits	3	2x, last: Colgate, 2-26-22
Doubles	2	2x, last: Lamar, 4-8-21
Triples	1	4x, last: Oregon State, 2-11-23
Home Runs	2	McNeese, 4-23-21
RBI	3	3x, last: at LSU, 2-11-23
Runs	2	11x, last: ACU, 3-8-22
Walks	3	2x, last: McNeese, 4-24-21
Stolen Bases	1	5x, last: HBU, 4-9-22

## STREAKS

	Current	Career Best
Hitting	3	3
On-Base	5	8

## MULTI-HIT GAMES

	2	3	4	5+	TOTAL
2020	-	1	-	-	1
2021	9	-	-	-	9
2022	6	1	-	-	7
2023	1				1

## MULTI-RBI GAMES

	2	3	4	5+	TOTAL
2020	1	-	-	-	1
2021	4	1	-	-	5
2022	7	-	-	-	7
2023		2			2

## 2023 GAME-BY-GAME

DATE	OPPONENT	POS	AB	R	H	TB	2B	3B	HR	RBI	BB	HBP	SO	SB-ATT	E
2/9	Nicholls	*rf	3	1	1	4	0	0	1	1	1	0	1	0-0	0
2/10	Oregon State	*rf	2	0	0	0	0	0	0	0	1	0	1	0-0	0
2/10	LSU	*rf	3	1	1	4	0	0	1	1	0	0	1	0-0	0
2/11	Oregon State	*rf	3	1	2	5	1	1	0	3	0	0	1	0-0	0
2/11	LSU	*rf	3	1	1	4	0	0	1	3	0	0	1	0-0	0
2/17	Buffalo														
2/18	Santa Clara														
2/18	Texas Tech														
2/19	UTEP														
2/19	UTEP														
2/22	CSU Bakersfield														
2/22	CSU Bakersfield														
2/24	Oklahoma State														
2/24	Creighton														
2/25	NM State														
2/25	Nebraska														
2/26	Nebraska														
3/1	UTEP														
3/1	UTEP														
3/3	Houston														
3/3	Arizona State														
3/4	Washington														
3/4	GCU														
3/5	Charlotte														
3/10	Manhattan														
3/10	Buffalo														
3/11	Buffalo														
3/11	Texas Tech														
3/12	Texas Tech														
3/15	Weber State														
3/17	Utah State														
3/18	Utah State														
3/19	Utah State														
3/24	San José State														
3/25	San José State														
3/26	San José State														
3/28	NM State														
3/31	Fresno State														
4/1	Fresno State														
4/2	Fresno State														
4/6	Boise State														
4/7	Boise State														
4/8	Boise State														
4/15	Colorado State														
4/16	Colorado State														
4/21	San Diego State														
4/22	San Diego State														
4/23	San Diego State														
4/28	Nevada														
4/29	Nevada														
4/30	Nevada														
5/5	UNLV														
5/6	UNLV														

5 14 4 5 17 1 1 3 8 2 0 5 0-0 0

## CAREER STATS


SEASON	GP	GS	AVG.	AB	R	H	2B	3B	HR	RBI	TB	SLG%	BB	SO	HBP	OB%	SF	SH	SB-SA	PO	A	E	FLD%
2020	20	15	.205	39	8	8	3	1	0	6	13	.333	6	8	0	.311	0	0	2-3	12	1	2	.867
2021	40	40	.265	117	21	31	7	0	7	18	59	.504	14	34	1	.343	2	0	1-2	70	0	3	.959
2022	49	47	.221	136	24	30	8	2	10	23	72	.529	2	40	2	.291	1	0	2-6	71	8	0	1.000
2023	5	5	.357	14	4	5	1	1	3	8	17	1.214	2	5	0	.438	0	0	0-0	1	1	0	1.000
TOTAL	114	107	.242	306	57	74	19	4	20	55	161	.526	34	87	3	.321	3	0	5-11	154	10	5	.970

## HIGHLIGHTS

- Played first 3 seasons at Incarnate Word
- Led the team with 10 HRs, tied for the team high in doubles (8) and triples (2) and was second in TB at 72 in 2022
- Liberal arts major



THE 2023 LOBOS



38

Keyannah Chavez

FR • OF • 5-1 • L/L

Leander, Texas (Glen HS)

SEASON BESTS

Hits	3	at Nicholls, 2-9-23
Doubles	1	at Nicholls, 2-9-23
Triples		
Home Runs		
RBI		
Runs	3	at Nicholls, 2-9-23
Walks		
Stolen Bases		

CAREER BESTS

Hits	Same
Doubles	Same
Triples	
Home Runs	
RBI	
Runs	Same
Walks	
Stolen Bases	

STREAKS

	Current	Career Best
Hitting	1	
On-Base	5	

MULTI-HIT GAMES

	2	3	4	5+	TOTAL
2023		1			1

MULTI-RBI GAMES

	2	3	4	5+	TOTAL
2023					

2023 GAME-BY-GAME																	
DATE	OPPONENT	POS	AB	R	H	TB	2B	3B	HR	RBI	BB	HBP	SO	SB-ATT	E		
2/9	Nicholls	*lf	4	3	3	4	1	0	0	0	0	0	0	0-0	0		
2/10	Oregon State	*lf	2	0	0	0	0	0	0	0	0	1	2	0-0	0		
2/10	LSU	*lf	2	1	1	1	0	0	0	0	0	0	0	0-0	0		
2/11	Oregon State	*lf	1	1	0	0	0	0	0	0	0	1	0	0-0	0		
2/11	LSU	*lf	3	0	1	1	0	0	0	0	0	0	0	0-0	0		
2/17	Buffalo																
2/18	Santa Clara																
2/18	Texas Tech																
2/19	UTEP																
2/19	UTEP																
2/22	CSU Bakersfield																
2/22	CSU Bakersfield																
2/24	Oklahoma State																
2/24	Creighton																
2/25	NM State																
2/25	Nebraska																
2/26	Nebraska																
3/1	UTEP																
3/1	UTEP																
3/3	Houston																
3/3	Arizona State																
3/4	Washington																
3/4	GCU																
3/5	Charlotte																
3/10	Manhattan																
3/10	Buffalo																
3/11	Buffalo																
3/11	Texas Tech																
3/12	Texas Tech																
3/15	Weber State																
3/17	Utah State																
3/18	Utah State																
3/19	Utah State																
3/24	San José State																
3/25	San José State																
3/26	San José State																
3/28	NM State																
3/31	Fresno State																
4/1	Fresno State																
4/2	Fresno State																
4/6	Boise State																
4/7	Boise State																
4/8	Boise State																
4/15	Colorado State																
4/16	Colorado State																
4/21	San Diego State																
4/22	San Diego State																
4/23	San Diego State																
4/28	Nevada																
4/29	Nevada																
4/30	Nevada																
5/5	UNLV																
5/6	UNLV																
			5	12	5	5	6	1	0	0	0	0	2	2	0-0	0	

CAREER STATS																			
SEASON	GP	GS	AVG.	AB	R	H	2B	3B	HR	RBI	TB	SLG%	BB	SO	HBP	OB%	SF	SH	SB-SA
2023	5	5	.417	12	5	5	1	0	0	0	6	.500	0	2	2	.500	0	0	0-0
TOTAL	5	5	.417	12	5	5	1	0	0	0	6	.500	0	2	2	.500	0	0	0-0

- HIGHLIGHTS
- First collegiate hit came against Nicholls in her first collegiate at-bat
  - Criminology major
  - Mother (Cassandra) and cousin (Anthony Chavez) graduated from UNM. Mother played at UNM from 2001-06 and was a middle infielder
  - Played for the Texas Bombers- Gold

# THE 2023 LOBOS



**42 Loran Walker**

RS-FR • C • 5-6 • R/R  
Meridian, Idaho (Rocky Mountain HS)

## SEASON BESTS

Hits  
Doubles  
Triples  
Home Runs  
RBI  
Runs  
Walks  
Stolen Bases

## CAREER BESTS

Hits  
Doubles  
Triples  
Home Runs  
RBI  
Runs  
Walks  
Stolen Bases

## STREAKS

Current Career Best  
Hitting  
On-Base

## MULTI-HIT GAMES

	2	3	4	5+	TOTAL
2023					

## MULTI-RBI GAMES

	2	3	4	5+	TOTAL
2023					

## 2023 GAME-BY-GAME


DATE	OPPONENT	POS	AB	R	H	TB	2B	3B	HR	RBI	BB	HBP	SO	SB-ATT	E
2/17	Buffalo														
2/18	Santa Clara														
2/18	Texas Tech														
2/19	UTEP														
2/19	UTEP														
2/22	CSU Bakersfield														
2/22	CSU Bakersfield														
2/24	Oklahoma State														
2/24	Creighton														
2/25	NM State														
2/25	Nebraska														
2/26	Nebraska														
3/1	UTEP														
3/1	UTEP														
3/3	Houston														
3/3	Arizona State														
3/4	Washington														
3/4	GCU														
3/5	Charlotte														
3/10	Manhattan														
3/10	Buffalo														
3/11	Buffalo														
3/11	Texas Tech														
3/12	Texas Tech														
3/15	Weber State														
3/17	Utah State														
3/18	Utah State														
3/19	Utah State														
3/24	San José State														
3/25	San José State														
3/26	San José State														
3/28	NM State														
3/31	Fresno State														
4/1	Fresno State														
4/2	Fresno State														
4/6	Boise State														
4/7	Boise State														
4/8	Boise State														
4/15	Colorado State														
4/16	Colorado State														
4/21	San Diego State														
4/22	San Diego State														
4/23	San Diego State														
4/28	Nevada														
4/29	Nevada														
4/30	Nevada														
5/5	UNLV														
5/6	UNLV														

## CAREER STATS

## HIGHLIGHTS

- Did not play in 2022
- Played for the ID Sliders, ID Crossfire, Explosion
- Majoring in East Asian Studies

THE 2023 LOBOS



44

Lauren Garcia

RS-FR • INF • 5-11 • R/R

El Paso, Texas (Montwood HS)

SEASON BESTS

Hits

Doubles

Triples

Home Runs

RBI

Runs

Walks

Stolen Bases

1

1

at Nicholls, 2-9-23

Oregon State, 2-10-23

CAREER BESTS

Hits

Doubles

Triples

Home Runs

RBI

Runs

Walks

Stolen Bases

Same

Same

2

STREAKS

Current

Career Best

Hitting

On-Base

2

MULTI-HIT GAMES

2

3

4

5+

TOTAL

2023

MULTI-RBI GAMES

2

3

4

5+

TOTAL

2023

2023 GAME-BY-GAME																	
DATE	OPPONENT	POS	AB	R	H	TB	2B	3B	HR	RBI	BB	HBP	SO	SB-ATT	E		
2/9	Nicholls	*dp	2	1	0	0	0	0	0	0	0	2	0	0-0	0		
2/10	Oregon State	*dp	2	0	0	0	0	0	0	0	1	0	2	0-0	0		
2/10	LSU	*1b	3	0	0	0	0	0	0	0	0	0	1	0-0	0		
2/11	LSU	1b	2	0	0	0	0	0	0	0	0	0	0	0-0	0		
2/17	Buffalo																
2/18	Santa Clara																
2/18	Texas Tech																
2/19	UTEP																
2/19	UTEP																
2/22	CSU Bakersfield																
2/22	CSU Bakersfield																
2/24	Oklahoma State																
2/24	Creighton																
2/25	NM State																
2/25	Nebraska																
2/26	Nebraska																
3/1	UTEP																
3/1	UTEP																
3/3	Houston																
3/3	Arizona State																
3/4	Washington																
3/4	GCU																
3/5	Charlotte																
3/10	Manhattan																
3/10	Buffalo																
3/11	Buffalo																
3/11	Texas Tech																
3/12	Texas Tech																
3/15	Weber State																
3/17	Utah State																
3/18	Utah State																
3/19	Utah State																
3/24	San José State																
3/25	San José State																
3/26	San José State																
3/28	NM State																
3/31	Fresno State																
4/1	Fresno State																
4/2	Fresno State																
4/6	Boise State																
4/7	Boise State																
4/8	Boise State																
4/15	Colorado State																
4/16	Colorado State																
4/21	San Diego State																
4/22	San Diego State																
4/23	San Diego State																
4/28	Nevada																
4/29	Nevada																
4/30	Nevada																
5/5	UNLV																
5/6	UNLV																
			4	9	1	0	0	0	0	0	1	2	3	0-0	0		

CAREER STATS																	
SEASON	GP	GS	AVG.	AB	R	H	2B	3B	HR	RBI	TB	SLG%	BB	SO	HBP	OB%	SF
2023	4	3	.000	9	1	0	0	0	0	0	0	.000	1	3	2	.250	0
TOTAL	4	3	.000	9	1	0	0	0	0	0	0	.000	1	3	2	.250	0

HIGHLIGHTS

- Missed 2022 season due to injury
- Biology major
- Named El Paso County Softball Player of the Year her senior year and Max Preps All-American Second Team in 2021

# THE 2023 LOBOS



**55 Janae Cameron**

SR • C • 5-9 • R/R

Windsor, Colo. (Nebraska Omaha)

## SEASON BESTS

Hits		
Doubles		
Triples		
Home Runs		
RBI		
Runs		
Walks	1	Oregon State, 2-11-23
Stolen Bases	1	Oregon State, 2-11-23

## CAREER BESTS (AT UNM)

Hits	2	2x, last: at Boise St., 5-6-22
Doubles	1	2x, last: at Boise St., 5-6-22
Triples		
Home Runs	1	2x, last: UNLV, 4-30-22
RBI	2	Southern Utah, 2-12-22
Runs	1	8x, last: at Boise St., 5-8-22
Walks	1	7x, last: Oregon State, 2-11-23
Stolen Bases		Same

## STREAKS

	Current	Career Best
Hitting		2
On-Base	1	4

## MULTI-HIT GAMES

	2	3	4	5+	TOTAL
2019	4	-	1	-	5
2020	2	2	-	-	4
2021	1	-	-	-	1
2022	2	-	-	-	2
2023					

## MULTI-RBI GAMES

	2	3	4	5+	TOTAL
2019	2	1	1	-	4
2020	2	2	-	-	4
2021	1	-	-	-	1
2022	1	-	-	-	1
2023					

## 2023 GAME-BY-GAME

DATE	OPPONENT	POS	AB	R	H	TB	2B	3B	HR	RBI	BB	HBP	SO	SB-ATT	E
2/11	Oregon State	ph	0	0	0	0	0	0	0	0	1	0	0	1-1	0
2/17	Buffalo														
2/18	Santa Clara														
2/18	Texas Tech														
2/19	UTEP														
2/19	UTEP														
2/22	CSU Bakersfield														
2/22	CSU Bakersfield														
2/24	Oklahoma State														
2/24	Creighton														
2/25	NM State														
2/25	Nebraska														
2/26	Nebraska														
3/1	UTEP														
3/1	UTEP														
3/3	Houston														
3/3	Arizona State														
3/4	Washington														
3/4	GCU														
3/5	Charlotte														
3/10	Manhattan														
3/10	Buffalo														
3/11	Buffalo														
3/11	Texas Tech														
3/12	Texas Tech														
3/15	Weber State														
3/17	Utah State														
3/18	Utah State														
3/19	Utah State														
3/24	San José State														
3/25	San José State														
3/26	San José State														
3/28	NM State														
3/31	Fresno State														
4/1	Fresno State														
4/2	Fresno State														
4/6	Boise State														
4/7	Boise State														
4/8	Boise State														
4/15	Colorado State														
4/16	Colorado State														
4/21	San Diego State														
4/22	San Diego State														
4/23	San Diego State														
4/28	Nevada														
4/29	Nevada														
4/30	Nevada														
5/5	UNLV														
5/6	UNLV														
			0	0	0	0	0	0	0	0	1	0	0	1-1	0

## CAREER STATS

SEASON	GP	GS	AVG.	AB	R	H	2B	3B	HR	RBI	TB	SLG%	BB	SO	HBP	OB%	SF	SH	SB-SA	PO	A	E	FLD%
2019	46	45	.223	103	10	23	5	0	2	15	34	.330	13	20	1	.311	2	2	0-0	129	32	5	.970
2020	22	22	.333	57	8	19	6	0	2	14	31	.544	6	6	1	.406	0	3	0-0	77	10	1	.989
2021	30	18	.268	56	5	15	2	0	2	5	23	.411	7	7	0	.349	0	1	0-0	80	9	1	.989
2022	21	14	.222	45	8	10	2	0	2	6	18	.400	6	17	0	.314	0	0	0-0	38	2	2	.952
2023	1	0	.000	0	0	0	0	0	0	0	0	.000	1	0	0	1.000	0	0	1-1	0	0	0	.000
TOTAL	120	99	.257	261	31	67	15	0	8	40	106	.406	33	50	2	.342	2	6	1-1	324	53	9	.977

## HIGHLIGHTS

- Played at Nebraska Omaha from 2019-21
- Started at catcher in 7 games and at DP in 7 games in 2022
- Hit 4th in 2 games, 5th in 1 game, 6th in 1 game, 7th in 1 game and 8th in 9 games in 2022
- Ended 2022 on a 3-game on-base streak
- Majoring in liberal arts

THE 2023 LOBOS



77

Reyan Tuck

SR • 1B • 6-0 • R/R  
Hillsboro, Ore. (Towson)

SEASON BESTS

Hits	1	at Nicholls, 2-9-23
Doubles	1	at Nicholls, 2-9-23
Triples		
Home Runs		
RBI	2	at Nicholls, 2-9-23
Runs	1	at Nicholls, 2-9-23
Walks		
Stolen Bases		

CAREER BESTS

Hits	3	vs. Dixie St., 3-11-22
Doubles	2	vs. Fresno St., 4-15-22
Triples		
Home Runs		
RBI	2	3x, last: Maine, 3-12-22
Runs	1	15x, last: at Boise State, 5-8-22
Walks	1	16x, last: San Diego St., 5-12-22
Stolen Bases	1	Northern Colorado, 2-15-20

STREAKS

	Current	Career Best
Hitting	1	9
On-Base	1	12

MULTI-HIT GAMES

	2	3	4	5+	TOTAL
2019	-	-	-	-	0
2020	1	-	-	-	1
2021	2	-	-	-	2
2022	5	1	-	-	6
2023					

MULTI-RBI GAMES

	2	3	4	5+	TOTAL
2019	-	-	-	-	0
2020	1	-	-	-	1
2021	1	-	-	-	1
2022	3	-	-	-	3
2023	1				1

2023 GAME-BY-GAME																							
DATE	OPPONENT	POS	AB	R	H	TB	2B	3B	HR	RBI	BB	HBP	SO	SB-ATT	E								
2/9	Nicholls	*1b	3	0	1	2	1	0	0	2	0	0	0	0-0	0								
2/10	Oregon State	*1b	3	0	0	0	0	0	0	0	0	0	1	0-0	0								
2/10	LSU	1b	0	0	0	0	0	0	0	0	0	0	0	0-0	0								
2/11	Oregon State	*1b	1	1	0	0	0	0	0	0	0	1	1	0-0	1								
2/17	Buffalo																						
2/18	Santa Clara																						
2/18	Texas Tech																						
2/19	UTEP																						
2/19	UTEP																						
2/22	CSU Bakersfield																						
2/22	CSU Bakersfield																						
2/24	Oklahoma State																						
2/24	Creighton																						
2/25	NM State																						
2/25	Nebraska																						
2/26	Nebraska																						
3/1	UTEP																						
3/1	UTEP																						
3/3	Houston																						
3/3	Arizona State																						
3/4	Washington																						
3/4	GCU																						
3/5	Charlotte																						
3/10	Manhattan																						
3/10	Buffalo																						
3/11	Buffalo																						
3/11	Texas Tech																						
3/12	Texas Tech																						
3/15	Weber State																						
3/17	Utah State																						
3/18	Utah State																						
3/19	Utah State																						
3/24	San José State																						
3/25	San José State																						
3/26	San José State																						
3/28	NM State																						
3/31	Fresno State																						
4/1	Fresno State																						
4/2	Fresno State																						
4/6	Boise State																						
4/7	Boise State																						
4/8	Boise State																						
4/15	Colorado State																						
4/16	Colorado State																						
4/21	San Diego State																						
4/22	San Diego State																						
4/23	San Diego State																						
4/28	Nevada																						
4/29	Nevada																						
4/30	Nevada																						
5/5	UNLV																						
5/6	UNLV																						
			3	7	1	1	2	1	0	0	2	0	1	2	0-0	1							
CAREER STATS																							
SEASON	GP	GS	AVG.	AB	R	H	2B	3B	HR	RBI	TB	SLG%	BB	SO	HBP	OB%	SF	SH	SB-SA	PO	A	E	FLD%
2019	10	6	.158	19	1	3	1	0	0	2	4	.211	0	7	1	.200	0	0	0-0	6	5	5	.688
2020	16	14	.211	38	1	8	1	0	0	4	9	.237	1	5	0	.214	3	0	1-1	69	1	0	1.000
2021	34	34	.212	85	5	18	7	0	0	7	25	.294	4	17	5	.284	1	1	0-0	216	9	5	.978
2022	51	50	.243	140	9	34	6	0	0	14	40	.286	11	29	0	.294	2	3	0-0	330	11	6	.983
2023	4	3	.143	7	1	1	1	0	0	2	2	.286	0	0	1	.222	1	0	0-0	23	1	1	.900
TOTAL	115	107	.221	289	17	64	16	0	0	29	80	.277	16	60	7	.273	7	4	1-1	644	27	17	.975

- HIGHLIGHTS
- Played at Towson her freshman year
  - Started at first in 50 games in 2022
  - Hit 6th in 2 games, 7th in 48 games in 2022
  - Working on her master's degree in project management