



THE UNIVERSITY OF NEW MEXICO LOBO FOOTBALL

ATHLETIC COMMUNICATIONS

Frank Mercogliano, Asst. A.D. for Communications
Email: fmercog@unm.edu
Cell Phone: 505-410-4844
Twitter: @fmercogliano
Allison Weiss, Asst. Director (Secondary Contact)
Email: allisonweiss@unm.edu
Cell Phone: 661-313-5402
www.GoLobos.com

1939 Sun Bowl * 1944 Sun Bowl * 1946 Sun Bowl * 1947 Harbor Bowl * 1961 Aviation Bowl * 1997 Insight.com Bowl * 2002 Las Vegas Bowl *
2003 Las Vegas Bowl * 2004 Emerald Bowl * 2006 New Mexico Bowl * 2007 New Mexico Bowl * 2015 Gildan New Mexico Bowl * 2016 Gildan New Mexico Bowl

Game 9

Date Saturday, November 4
Time 4:02 p.m. Mountain Time
Location Albuquerque, N.M.
Venue University Stadium
Capacity 37,440
Television Mountain West Network
Series Record UNLV leads 14-12
In Albuquerque Series tied 7-7
In Las Vegas UNLV leads 7-5
Current Streak UNLV, 2
Last Meeting in Albuquerque 11/6/21 - UNLV 31-17
Last Meeting in Las Vegas 9/30/22 - UNLV 31-20

**New Mexico****Lobos****Record: 3-5 MW: 1-3**

Head Coach: Danny Gonzales
UNM Record: 10-29 (4th Year)
Career Record: 10-29 (4th Year)

**UNLV****Rebels****Record: 6-2 MW: 3-1**

Head Coach: Barry Odom
UNLV Record: 6-2 (1st season)
Career Record: *27-27 (5th season)
*four wins vacated by NCAA - on-field record is 31-27

Broadcast Info**TV: Mountain West Network**

Play-by-Play Jeff Siembieda
Analyst George Carter
Sidelines None

RADIO: Lobo Radio Network**(770 KKO-AM flagship in Albuquerque)**

Play-by-Play Robert Portnoy
Analyst DonTrell Moore
Sidelines Ned James

2023 Schedule

Date	Opp. (AP/Coaches Poll)	TV	Time (MT)/Res.	Series Standing	Quick Facts
Sept. 2	at Texas A&M (23/25)	ESPN	L 10-52	Texas A&M now leads 6-0	Lobos first points vs. Power-5 since 2019 ... UNM more than doubled total offense of last two SEC opponents combined ... Croskey-Merritt 27-yd TD ... Combs 11 tkls. Hopkins 13-17, 273, 4 TDs (T-2nd-most UNM history) ... Croskey-Merritt 162 yds, 3 TDs ... Defense 8 PBUs, 2 FR ... Dampier, Washington, Pope, Jones 1st career TDs UNM allowed 75-yd TD in Q4 ... offense outgained NMSU 401-397, had 26 1st downs ... Wysong injured in second quarter ... UNM no INTs 3rd straight game Lobos improved to 2-11 in Eastern Time Zone ... JCM two TDs, including OT winner ... Lobos had second 28-pt first half of the season ... Medford 82 receiving yards. WYO had three off. plays of 46 yards or more ... JCM 103 yds rushing ... WYO scored on blkd XP return ... Dampier in 4Q in relief had 112 yds total offense, 2 TDs passing SJSU won 10 of last 12 ... SJSU scored first 38 pts of second half after UNM led 17-14 at break ... JCM two TDs ... SJSU scored on blocked punt in 2Q. Lobos get 4 tkwys ... Lewis 2 INT, 2 PBU, 1 FF, 1 SCK (MWPOTW) ... Henry 114 rushing ... Hixon 2 TD catches, JCM 2 rushing TDs ... Hopkins 203, 3 TDs (MWPOTW). UNM stays winless in Reno (0-4-1) ... UNM trailed 24-0 at half ... Hopkins 3 1H INTs ... Hixon ties CH with 116 yards, 59 yd TD ... UNM QBs throw for 317. UNM led 17-0 last year before losing 31-20 ... UNLV has won 3 straight in ABQ ... last UNM in an ABQ over UNLV 21-14 on 11/12/11 (only George Barlow win) BSU has three blocked punts for TDs in last 2 gms vs. UNM ... UNM's only win vs. BSU 31-24 in 2016 on 11/14/15 ... first game on FS1 this season for UNM. UNM won 49-39 in 2020 in Las Vegas, only win in last 10 in series ... FS 30+ in 13 of last 14 vs. UNM ... UNM last won in Fresno 49-32 in 1991. Fourth Thanksgiving week game vs. USU since 2018 ... UNM and USU have played in Nov. 9 of last 10 meetings ... Aggies have won six straight.
Sept. 9	Tennessee Tech	MWNN	W 56-10	UNM now leads 1-0	
Sept. 16	New Mexico State	MWNN	L 17-27	UNM now leads 73-35-5	
Sept. 23	at Massachusetts	ESPN+	W-OT 34-31	UNM now leads 1-0	
Sept. 30	*at Wyoming (RV/RV)	MWNN	L 26-35	Wyoming now leads 40-36	
Oct. 14	*San José State	MWNN	L 24-52	SJSU now leads 15-5-1	
Oct. 21	*Hawai'i (Homecoming)	Spectrum	W 42-21	Hawai'i now leads 16-11	
Oct. 28	*at Nevada	CBS Sports Network	L 24-34	Nevada now leads 6-3-1	
Nov. 4	*UNLV (—/RV)	MWNN	4:02 pm	UNLV leads 14-12	
Nov. 11	*at Boise State	FS1	8 pm	Boise State leads 12-1	
Nov. 18	*at Fresno State (RV/RV)	Fox Networks	TBA	Fresno State leads 15-5	
Nov. 24	*Utah State (Friday)	CBS Sports Network	1:30 pm	Utah State leads 15-13	

What's Inside

Must Haves for the Media Section

Schedule/Staff/At a Glance.....	1
Media Schedule/Policies	2
Roster	3-4
Where They Come From.....	5
Two-Deep	6

Section Where Broadcasters Wonder About the SID

Notes	7-14
Uniform Tracker	15

Career Stats - To Enhance Talking About Lobos

Quarterbacks	16
Running Backs	17
Receivers	18-20
Tight Ends	21
Defensive Backs	22-24
Linebacker	24-25
Defensive Line	26-27
Specialists	28

Stuff That Didn't Fit Under a Fun Title

2023 Opponent Schedules	29
About Head Coach Danny Gonzales	30

Section That Will Make Any Stats & Numbers Person Happy

Drive Charts	31-32
Results and Team Statistics	33-34
Starting Lineups	34
Offensive Statistics	35-37
Defensive Statistics	38

The Fox/CBS Sports Network Happy Announcer Section

Game-by-Game Rushing/Receiving	39
Game-by-Game Passing	40
UNM Game-by-Game Statistics	41
Opponent Game-by-Game Statistics	42
Game-by-Game Comparison	43
Game-by-Game UNM Tackles	44
The Last Time it Happened	45
Game Recaps	46-49

General Information

Name of School University of New Mexico
 City/Zip Albuquerque, N.M. 87106
 Founded 1889 by Territorial Legislature
 Enrollment 21,982
 Nickname Lobos
 School Colors Cherry and Silver
 Stadium University Stadium
 Capacity 37,440
 Conference Mountain West
 Affiliation NCAA I
 President Dr. Garnett Stokes
 Athletic Director Eddie Nuñez
 Athletic Dept. Phone 505-925-5501
 Ticket Office Phone 505-925-LOBO

Coaching Staff

Head Coach Danny Gonzales
 Alma Mater, Year New Mexico, 1999
 Record at School (years) 10-29, 4th season
 Career Record (years) 10-29, 4th season
 Football Office Phone 505-925-5700
 Best Time of Day to Reach Coach Contact SID
 Assistant Coaches.....
 Bryant Vincent Off. Coord./QBs
 Cornelius Williams WRs
 Cam Blankenship OL
 Heath Ridenour RBs
 Joe Sceifo TEs
 Byron Bell GA (OL)
 Brandt Hughes GA (QB)
 Brady Vincent Offensive Analyst
 Troy Reffett Def. Coord/CBs
 Jerome Haywood DL
 David Howes S
 Jake Rothschilder LB
 Dante Caro Defensive Analyst
 Joey Noble GA (DL)
 DeAndre Wright GA (DB)
 Jamie Christian Special Teams Coord.
 David Fox Director of Operations
 Ben Maurer Asst. Operations Director
 Jalen Harvey Director of Player Development
 Paul Kasero Video Coordinator
 Derrick Baker Athletic Performance
 Tim Gray Asst. Athletic Performance
 Conner Cain Asst. Athletic Performance
 David Flores Grad. Asst. Athletic Performance

Team Information

2023 Overall Record 3-5
 2023 Mountain West Record/Finish 1-3

History

First Year of Football 1892
 Overall All-Time Record 498-638-31
 Number of Bowls/last 13/2016
 Bowl Record 4-8-1
 NFL Draft Picks 66

Communications

Press Box Phone 505-925-5805
 SID Mailing Address New Mexico Athletics
 Colleen J. Maloof Administration Building
 1 University of New Mexico
 MSC04 2680
 Albuquerque, NM 87131-0001
 Overnight Address New Mexico Athletics
 SSSC Building
 1455 University Boulevard SE
 Albuquerque, NM 87106
 Frank Mercogliano Asst. A.D. for Communications
 Cell/Email 505-410-4844/fmercog@unm.edu
 Allison Weiss Asst. Director
 Cell/Email 661-313-5402/allsonweiss@unm.edu



@UNMLoboFB



/NewMexicoLobos

Typical Game Week Media Policies & Procedures

MONDAY	TUESDAY	WEDNESDAY	THURSDAY	FRIDAY	SATURDAY	SUNDAY
Practice Off	Practice 9:30 - 11:20 a.m.	Practice 10 - 11:55 a.m.	Practice 9:10 - 10:45 a.m.	Practice Walk Through	Game Game Day	Practice Night Film and Lift
Media No media availability	Media Open first 30 minutes Interviews after practice Press Conference at noon	Media Open first 30 minutes Interviews after practice (Coaches/Players)	Media Open first 30 minutes Interviews after practice (Coaches only)	Media No media availability	Media Coach Gonzales and two players after game	Media No media availability
Gonzales with the Opening Drive at 8 am						

Game Week Media Schedule**New Mexico Weekly Press Conference (and lunch if we get super lucky again)**

In the fall, the New Mexico Weekly Press Conference is Tuesday from noon to 1 p.m. Coach Danny Gonzales is available at 12:15 p.m. after the other fall sport coaches (or so ... depends how long Jon with volleyball talks ... he can be a chatterbox sometimes). Audio and video clips are available from the UNM communications office, and also at www.golobos.com. The press conferences are also streamed on GoLobos.com by LoboTV. Please note that the Mountain West no longer conducts a football coaches teleconference. The press conference is on the third floor of the Tow Diehm Football Complex, and if assuming all goes well and we get lucky, maybe there's food. Maybe. It was pretty tasty last year.

Danny Gonzales Interview Opportunities

Coach Gonzales is available after practice on Tuesday, Wednesday and Thursday during game week. After road games, Coach Gonzales will be available via ZOOM (links will be sent to participating media).

New Mexico Player Interview Opportunities

All player interviews must be arranged through the UNM athletics communications office. In the fall, the main time for interviews is after practice. Wednesday is the last day for player interviews. For lengthier interviews, please call the communications office to arrange a better time that is more conducive to the interview. Generally, players are not off-limits unless they have done something that would cause them to well, be off limits. Player interviews can be arranged on Thursdays if needed, but generally I like to give them a break after Wednesday. The starting quarterback for the week will address the media on Tuesday prior to the press conference.

The general rule is we want to get you what you need, so if in doubt ... ask.

Postgame: The UNM locker room is closed. Requested players will be brought to the weight room in the Tow Diehm football building and outside the locker room for road games. UNM communications will have coach Gonzales and two players address the media, and other players that are needed for one-on-ones may be requested. The student-athletes will be available after the press conferences for one-on-one opportunities. For road games, we will have ZOOM press conferences. UNM media that isn't in the stadium, ZOOM links will be sent day of the game.

Wireless in the Press Box

The press box at University Stadium is fully equipped for wireless connections. Access is free, but those wanting access need their own internal or external wireless cards. Phone lines are available. The new wifi installed in 2019 has worked great and the password is located on the name cards in the press box. If you have been to the press box before, it's the same password because the Assistant A.D. for Communications doesn't remember how to change the password, much like his home internet. Basically, Frank is old and his youngest daughter Angie (a.k.a. Frank's personal tech support) just can't always rescue him.

www.collegepressbox.com

CollegePressBox.com gives the media one-stop access to updated contact information, media guides, game books, photos, quotes, links and more for each of the league's schools and the Mountain West office. Log-in information will be provided by the MW office to accredited media, or you can apply for a password by sending an e-mail to password@collegepressbox.com.

Live Stats

The University of New Mexico will utilize StatBroadcast in 2023. Media members for any game can go to www.golobos.com/fbstats

Ticket Information

- online at www.golobos.com/tickets
- by calling 925-5858 or toll-free at 800-955-HOWL
- Albertson's stores in Albuquerque, Rio Rancho, Los Lunas and Santa Fe
- Lobo Ticket Office inside the Pit at the NW corner of University & Cesar Chavez boulevards from 8:30-5 Monday-Friday
- UNM Bookstore (Bookstore Ticket Office is closed on Mondays) For more information call the New Mexico Athletics Ticket Office at (505) 925-5626 or 1-800-955-HOWL (4695). Call (505) 925-5500 for group tickets and ask to speak to a customer service representative.

On Game Day, the northeast box office at University Stadium opens four hours prior to kickoff, and the Lobo Ticket Office at University Arena opens three hours before game time. The northwest University Stadium box office opens 90 minutes before kickoff.

Lobo Talk & The Lobo Coaches Show

In the fall, host Robert Portnoy and coach Danny Gonzales discuss UNM football at Lobo Talk on Thursdays. The show airs from 7-8 p.m. from Salt Yard West (not Salt Yard East ... very different areas). Fans can call 866-350-4309 to ask coach Gonzales a question. Also in the fall, the Lobo Coaches Show will be produced by LoboTV, with distribution channels to be announced in.

Game Credentials

Regular UNM media will receive game credentials prior to the start of the season. Season credentials doubles as a parking pass for the Baseball East lot across from the stadium.

Visiting team media should request single-game credentials through their team's media relations office. Media passes work as parking passes for the Baseball South lots.

Media members not associated directly with a team can email requests via our media request link, which is located near the top of the football page on GoLobos.com under "Credential Request Form". It's hard to miss (yet it happens...)

For media members picking up credentials at will call without parking passes, it is located in the Northeast corner of the stadium by Gate 7 or 8. With parking passes credentials will be located at the University Drive entrance to the Baseball South lot with the parking attendant. This should allow you to get your credential without having to wait in line or deal with parking on the north side of the stadium.

Parking

Media parking is located across and just south of the stadium off University Drive. Media members can park in the Baseball East lot which is located next to University Drive. The Baseball East lot entrance is off University Drive south directly across from the Stadium West lot entrance, and it's the driveway between Santa Ana Star Field and the Davalos Practice Center.

Visiting Radio

The visiting radio booth is located on the fourth level of the main press box, next to the main media area.



2023 Numerical Roster

No.	Name	Pos.	Ht.	Wt.	Cl-Exp.	Hometown (Last School)	Pronunciation
0	DJ Washington	WR	6-5	219	Sr*-JC#	Belle Glade, Fla. (Iowa Central CC/Glades Central HS)	
2	Andrew Henry	RB	5-10	187	Jr*-TR	Dallas, Texas (ULM/Fort Scott CC/Allen HS)	
2	Zach Morris	CB	6-1	190	So-1VL#	Flower Mound, Texas (Marcus HS)	
3	Jace Taylor	WR	6-5	216	Sr*-3VL#	Lake Havasu, Ariz. (Lake Havasu HS)	
3	D'Arco Perkins-McAllister	S	6-1	183	Jr-TR#	Nashville, Tenn. (TCU/Stratford Comprehensive HS)	DEE ARK coe
4	Caleb Medford	WR	6-3	197	So-TR	Henderson, Nev. (TCU/Henderson HS)	
4	Bobby Wooden	S	5-11	188	Sr*-3VL#	Pearland, Texas (Dawson HS)	
5	Jacory Croskey-Merritt	RB	5-11	204	Sr*-TR#	Montgomery, Ala. (Alabama State/Lanier HS)	
5	Jermarius Lewis	S	5-11	186	So-1VL#	Summit, Miss. (North Pike HS)	gem MAHR EE iss
6	Ryan Davis	WR	5-11	176	Sr*-TR	Roswell, Ga. (UAB/Trinity Catholic HS)	
6	Isaiah Chavez	QB	6-0	205	Jr*-1SQ-1VL-RS	Rio Rancho, N.M. (Rio Rancho HS)	
6	Marvin Covington	S	5-11	186	So-TR	Mansfield, Texas (TCU/Lake Ridge HS)	
7	D.C. Tabscott	QB	6-4	206	So-TR	Franklin, Tenn. (Appalachian State/Father Ryan HS)	
7	Tavian Combs	S	6-2	203	Jr*-2VL-RS	Amarillo, Texas (Randall HS)	
8	Jeremiah Hixon	WR	5-11	167	Sr&-TR	Monroeville, Ala. (Alabama State/Spanish Fort HS)	
8	Donte Martin	CB	5-10	193	Sr&-4VL-RS	Oxnard, Calif. (Rio Mesa HS)	Like the famous "Inferno"
9	Sherod White	RB	5-9	199	Sr-1VL#	Menifee, Calif. (Mt. San Jacinto JC/Heritage HS)	
9	Noa Pola-Gates	S	6-0	180	Sr*-TR	Gilbert, Ariz. (Nebraska/Williams Field HS)	NO ah PALL ah GATES
10	Isaiah Hopkins	QB	6-2	225	Sr&-TR	Maryville, Tenn. (UAB/Maryville HS)	
10	Aaron Rodriguez	P	6-0	200	Sr*-2VL	Newhall, Calif. (Missouri/Hart HS)	
11	Andrew Erickson	WR	6-2	205	Sr*-3VL-RS-MHS	Albuquerque, N.M. (Manzano HS)	
11	Dereck Moore	S	6-3	199	Fr-HS#	Irvine, Calif. (Woodbridge HS)	
12	Justin Holaday	QB	6-3	201	Jr-1VL#	Lemoore, Calif. (Fresno City JC/Lemoore HS)	
12	Aaron Smith	S	6-2	189	Jr-JC#	Long Beach, Calif. (Mt. San Antonio/Long Beach Poly)	
13	Devon Dampier	QB	6-0	198	Fr-HS#	Seguaro, Ariz. (Seguaro HS)	DAMP ee yur
13	Bryson Taylor	CB	6-2	176	So-1VL#	Hoschton, Ga. (Mill Creek HS)	
14	Duece Jones	WR	6-0	171	Jr-2VL-RS	Baton Rouge, La. (Broadmoor HS)	
14	Edward Blacklock	CB	6-0	173	Fr-HS#	Houston, Texas (Forest HS)	
15	Luke Wysong	WR	5-10	188	Jr-2VL#	Rio Rancho, N.M. (Cleveland HS)	WHY SONG
15	Hunter Wiggins	S	6-1	194	Fr-HS#	San Diego, Calif. (Lincoln HS)	
16	Dimitri Johnson	LB	6-3	231	Jr-JC#	Rohnert Park, Calif. (Santa Rosa JC/Rancho Cotate HS)	
17	Magnus Geers	TE	6-6	250	Jr*-TR	Zurich, Switzerland (Temple/LaSalle College HS [PA])	rhymes with PIERCE
17	Josh Williamson	CB	6-2	173	So-RS	Tampa, Fla. (Reedley JC/Blake HS)	
18	Kaydin Pope	WR	6-0	171	Fr-TR	Savannah, Tenn. (Mississippi State/Hardin County HS)	
18	Alec Marengo	LB	6-3	229	Jr-2VL#	El Paso, Texas (Burgess HS)	ma REN co are MEN TA
19	Aidan Armenta	QB	6-3	189	Fr-HS#	Albuquerque, N.M. (La Cueva HS)	
19	Kam Robinson	LB	6-2	206	So-JC	Houston, Texas (East L.A. College/Fullerton CC/George Bush HS)	
20	Jacob Trussell	TE	6-6	213	Fr-RS-MRS	Georgetown, Texas (Georgetown HS)	
20	Hunter Sellers	CB	5-11	174	Jr*-1SQ	College Park, Ga. (Pittsburgh/Woodward Academy/Dublin HS)	
21	Dorian Lewis	RB	5-11	198	Sr*-JC#	Rio Rancho, N.M. (Coffeyville JC/Cleveland HS)	
21	Mihalis Santorineos	LB	6-2	234	So-JC#	Rohnert Park, Calif. (Sierra College/Rancho Cotate HS)	ME ha LISS SAN ta REE noss
22	Christian Washington	RB	5-10	201	So-1VL#	San Diego, Calif. (Helix HS)	
22	Christian Ellis	S	6-1	208	So-1VL#	Jacksonville, Fla. (Edward H. White HS)	
23	Zach Vigil	RB	5-10	179	So-1VL#	Rio Rancho, N.M. (Rio Rancho HS)	vee HILL
24	Evan Wysong	WR	5-10	165	Fr-HS#	Rio Rancho, N.M. (Cleveland HS)	WHY SONG
24	Jayden Wilson	LB	6-2	209	Fr-HS#	El Paso, Texas (Austin HS)	
25	Jacob Godfrey	WR	5-9	172	Fr-HS#	Spanish Fort, Ala. (Spanish Fort HS)	
25	Skylar Cook	S	6-0	198	Fr-HS#	El Centro, Calif. (Central Union HS)	
26	Tate Zimmerman	LB	6-1	221	So-1VL#	Irvine, Calif. (Irvine HS)	
27	Jaylen Morgan	RB	5-8	191	Sr*-1SQ	Rio Rancho, N.M. (New Mexico Highlands/Rio Rancho HS)	
27	Charles Steinkamp	K-P	6-5	200	Fr-RS	Los Alamos, N.M. (Los Alamos HS)	
28	Ezra Sexton	WR	5-11	181	Fr-HS#	Fairhope, Ala. (St. Michael Catholic HS)	
29	Damien Sanchez	K	5-10	184	Fr-HS	Henderson, Nev. (Sports Leadership & Management Academy)	
30	Ray Leutele	LB	5-11	231	Sr*-3VL#	Anaheim, Calif. (Mater Dei HS)	lay OO TELL ay
31	Jalen Washington	LB	6-0	224	So-1SQ	Rio Rancho, N.M. (New Mexico State/Cleveland HS)	
32	Ray Iwai	RB	5-5	166	Fr-RS	Mitaka-City, Japan (Kosei-Gakuen HS)	Just say the letters E Y
32	Collis Bousliman	S	6-2	194	Fr-RS	Albuquerque, N.M. (La Cueva HS)	BOOSE lih mihn
33	Josh Howes	S	5-10	190	So-1SQ-RS	Rio Rancho, N.M. (Rio Rancho HS)	
34	Leonardo Gallegos	LB	5-10	200	So-1SQ	Albuquerque, N.M. (Atrisco Heritage HS)	guy YEAH GHOS
35	Semaj Sims	LB	6-1	210	Jr-2SQ-RS	Oakland, Calif. (McClymonds HS)	seh MAAZH
36	Syaire Riley	LB	6-0	254	Sr*-3VL#	Inglewood, Calif. (Palisades HS)	sigh AIR
37	Blaine Smith	S	5-10	178	Sr*-1SQ	Albuquerque, N.M. (New Mexico Military Inst./La Cueva HS)	
38	David Murphy	S	5-11	189	So-RS	Rio Rancho, N.M. (Cleveland HS)	
41	Connor Witthoft	TE	6-3	250	Sr*-3VL#	Tucson, Ariz. (Salpoint Catholic HS)	
41	Hunter Haemker	LB	6-2	220	So-1VL#	Albuquerque, N.M. (La Cueva HS)	ham KER
45	Kyler Drake	END	6-4	279	Jr-2VL-RS#	San Bernardino, Calif. (Carter HS)	
46	Sir Robinson	TE	6-4	210	Fr-HS#	Pensacola, Fla. (Booker T. Washington HS)	
47	Caleb Marra	TE	6-4	232	Jr*-1SQ-RS	Albuquerque, N.M. (La Cueva HS)	
48	Jimmy Gallegos	RB	5-10	207	Jr-RS	Albuquerque, N.M. (New Mexico Military Institute/Volcano Vista HS)	guy YEAH GHOS
49	Austin Ackel	LB	6-3	216	Fr-HS#	New Orleans, La. (John Curtis HS)	
50	Ja'Shon Lowery	LB	6-5	214	So-1SQ-RS	Albuquerque, N.M. (La Cueva HS)	JAY shaun
51	CJ James	OL	6-4	294	Jr-1VL	Springfield, Mass. (Abilene Christian/Lackawanna JC/Springfield Central HS)	
51	Bryce Santana	END	6-3	273	Jr-2VL-RS#	Los Lunas, N.M. (Los Lunas HS)	
52	Lucas Lucero	LB	6-2	221	So-TR	Rio Rancho, N.M. (Western New Mexico/Rio Rancho HS)	
53	Larry Allen III	DL	6-1	285	Sr-2SQ-RS	Rio Rancho, N.M. (Rio Rancho HS)	



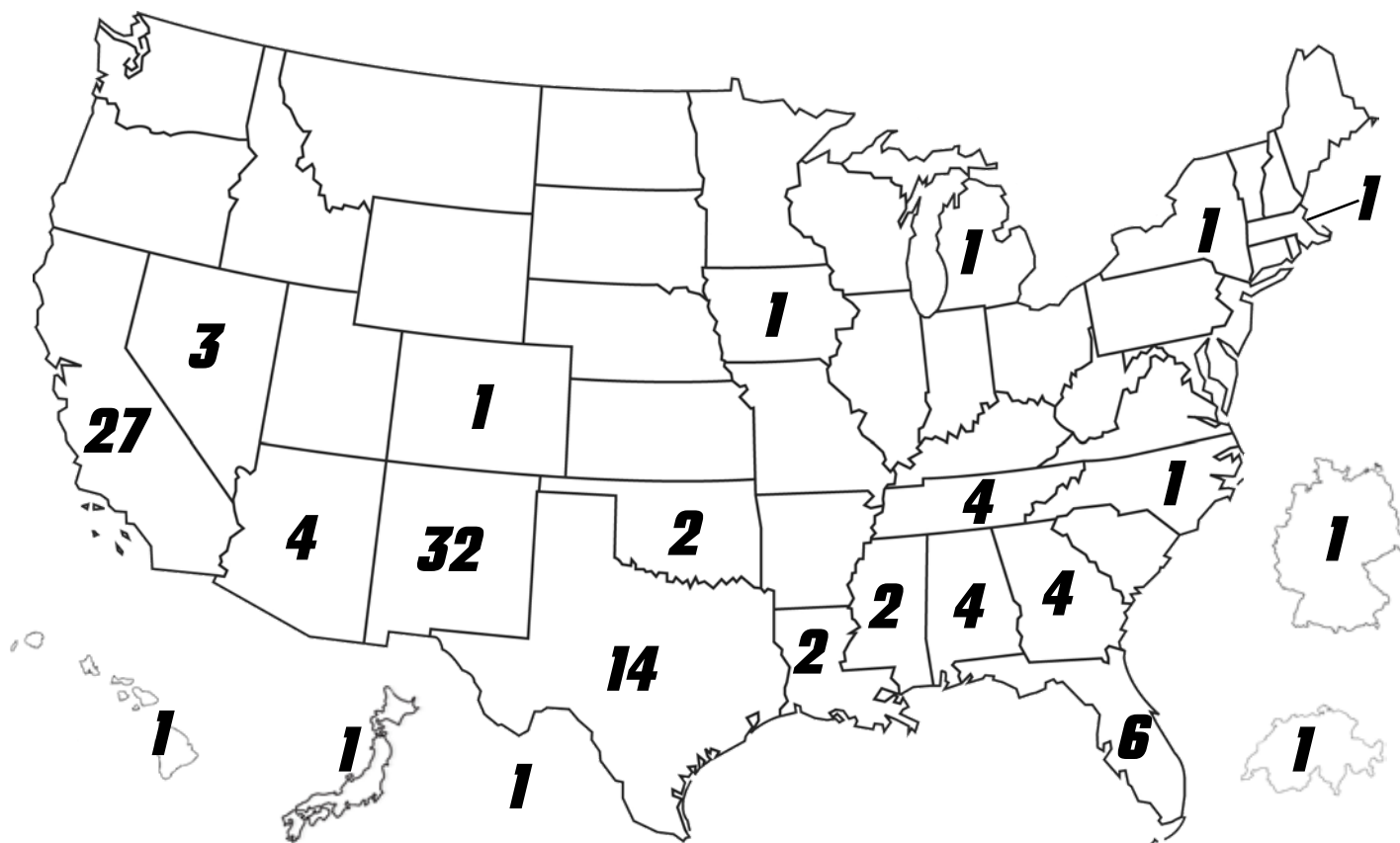
2023 Numerical Roster

No.	Name	Pos.	Ht.	Wt.	Cl-Exp.	Hometown (Last School)	Pronunciation
54	Zach Doyle	DL	6-1	272	Fr-RS	Los Lunas, N.M. (Los Lunas HS)	
55	Avery Burt	DL	6-1	246	Sr*-1SQ-RS-HS	Oakland, Calif. (Contra Costa College/Oregon/Berkeley HS)	
56	Shancco "Ise" Matautia	OL	6-2	346	So-1VL-RS	Anaheim, California (Servite HS)	shan COE EE say MAH TAH oo TEE ya
59	Sam Telesa	OL	6-2	288	Sr-TR#	Waipahu, Hawai'i (Georgetown/Aloha HS)	tell iss AH
60	Jacob Webb	OL	6-5	319	So-1SQ-RS	Chino, Calif. (Diamond Ranch, Calif.)	
61	Brendan Durkin	LS	6-0	199	Fr-TR	Goshen, N.Y. (Albany/Burke Catholic)	
62	Charles Lovato	OL	6-0	302	So-1SQ-RS	Albuquerque, N.M. (Albuquerque HS)	
63	Cayden Romero	OL	6-5	363	Fr-HS	Rio Rancho, N.M. (Rio Rancho HS)	
65	Devon Smith	OL	6-6	288	Jr-JC#	Biloxi, Miss. (Jones College/Biloxi HS)	
66	Taurian "Teedo" Stafford	OL	6-5	345	Sr&-TR	Little Haiti, Fla. (Alabama State/Miami Central HS)	
66	Tavien Ford	DL	6-3	282	Jr-1VL	Charlotte, N.C. (Georgia Military College/Olympic HS)	
69	Lane Williams	OL	6-4	300	Fr-HS	Shawnee, Okla. (Shawnee HS)	
70	Isaiah Sillemon	OL	6-3	302	So-1VL-RS	Dallas, Texas (Lancaster HS)	SILL ih MAHN
71	Travis Gray	OL	6-7	324	Fr-TR	Aurora, Colo. (Colorado/Cherokee Trail HS)	
72	Reese Steele	OL	6-4	301	Jr-JC#	Des Moines, Iowa (Iowa Central CC/Southeast Polk HS)	
73	DJ Wingfield	OL	6-4	289	Jr*-RS	Los Angeles, Calif. (El Camino JC/Redondo Union HS)	
74	Matthew Toilolo	OL	6-3	308	Fr-HS#	Long Beach, Calif. (Orem [UT] HS)	toy LOW LOW
75	J.C. Davis	OL	6-5	307	Jr-1VL#	Oakland, Calif. (Contra Costa College/McClymonds HS)	
76	Vincent Santos	OL	6-4	278	Jr-2SQ-RS	Chula Vista, Calif. (Eastlake HS)	
77	Jer'Marques Bailey	OL	6-6	337	Jr*-1VL-1SQ-RS	Humble, Texas (Atascocita HS)	JER mar KEZ
78	Arrison Cole	OL	6-7	314	So-1SQ-RS	Suwanee, Ga. (Lambert HS)	
79	Walter Baca	OL	6-1	290	Jr*-2SQ-RS	Los Lunas, N.M. (Los Lunas HS)	
80	Michael Buckley	WR	5-11	184	So-1SQ-RS	Rancho Santa Margarita, Calif. (Santa Margarita HS)	
81	Nic Trujillo	WR	6-2	171	Fr-HS#	Rio Rancho, N.M. (Cleveland HS)	true HE yo
82	Austin Erickson	WR	6-0	184	Jr-2VL-RS#	Albuquerque, N.M. (Manzano HS)	
83	Everett Hunter	TE	6-5	233	So-JC#	Modesto, Calif. (Modesto JC/Modesto Christian HS)	
84	Wyatt McClour	TE	6-3	242	So-JC#	Huntington Beach, Calif. (Riverside CC/Marina HS)	mih CLER
85	Trace Bruckler	TE	6-3	237	So-1VL-RS	Frisco, Texas (Lone Star HS)	
86	Kade Zimmerman	WR	6-3	184	Jr-1VL	Irvine, Calif. (Black Hills State/Irvine HS)	
87	Max Lantzsch	TE	6-6	256	Fr-TR#	Dresden, Germany (East Carolina/Rabun Gap-Nocoochee HS)	LAHNCH
87	Joe Ray Maez	END	6-5	276	So-1VL#	Rio Rancho, N.M. (Cleveland HS)	MAZE
88	Xavier Van	WR	6-1	177	Fr-TR	La Mesa, Calif. (San Diego/Helix HS)	ex ZAY VEE ur
89	Elijah Spaulding	WR	6-2	207	Fr-RS	Albuquerque, N.M. (Cibola HS)	
89	David Rowaiye	DE	6-5	279	Fr-RS	Oklahoma City, Okla. (Southeast HS)	row WHY AY
90	Tyler Kiehne	DE	6-3	277	So-1VL	Los Lunas, N.M. (UCLA/Los Lunas HS)	KEY KNEE
92	Landon Williams	END	6-4	244	Fr-RS	Albuquerque, N.M. (Albuquerque HS)	
93	Destin Gainer	END	6-4	235	Jr*-RS	Tampa, Fla. (Reedley JC/Hamilton HS)	
94	Luke Drzewiecki	K	6-0	181	So-1VL#	Shelby Township, Mich. (Utica Eisenhower HS)	drizz WICK EE
96	Zach Benedict	K	6-4	210	Fr-RS	Rio Rancho, N.M. (Rio Rancho HS)	
97	Hunter Rapolla	DL	6-3	251	Jr-JC#	Temecula, Calif. (Mt. San Jacinto/Rancho Christian HS)	
98	Max Elkman	END	6-6	247	Fr-RS	Dallas, Texas (Woodrow Wilson HS)	
99	Gabriel Lopez	END	6-3	246	Jr*-TR	Las Vegas, Nev. (Washington State/Desert Pines HS)	

#denotes has a redshirt year available (NOTE: some players could redshirt if they have redshirted the 2020 COVID season)

*denotes has a super senior year available due to the COVID 2020 season &denotes utilizing his super senior season due to the COVID 2020 season

Coaching Staff**Head Coach:** Danny Gonzales (New Mexico, 1998)**Defensive Coordinator/CBs:** Troy Reffett (UTEP, 1990)**Offensive Coordinator/QBs:** Bryant Vincent (West Alabama, 1998)**Special Teams Coordinator:** Jamie Christian (Central Washington, 1999)**Offensive Line:** Cam Blankenship (South Alabama, 2016)**Defensive Line:** Jerome Haywood (San Diego State, 2002)**Safeties:** David Howes (New Mexico, 1997)**Running Backs:** Heath Ridenour (Eastern New Mexico, 2003)**Linebackers:** Jake Rothschilder (New Mexico, 2018)**Tight Ends:** Joe Scelfo (South Alabama, 2016)**Receivers:** Cornelius Williams (Troy, 2010)**Offensive Graduate Assistants:** Byron Bell, Brandt Hughes**Defensive Graduate Assistants:** Joey Noble, DeAndre Wright**Offensive Analyst:** Brady Vincent**Defensive Analyst:** Dante Caro**Director of Operations:** David Fox**Operations Graduate Assistant:** Ben Maurer**Director of Athletic Performance:** Derrick Baker**Asst. Director of Athletic Performance:** Tim Gray, Conner Cain**Athletic Performance Graduate Assistants:** David Flores**Assoc. A.D. for Health and Performance:** Bob Waller**Football Athletic Trainers:** Geoff Zonn, Grant Smith, Nolan Hardiman, Randi Lenard**Equipment Director:** Ashley Nowak**Equipment Managers:** Halie Carrier, India Caldwell-Vasquez, Lawson Chacon, Adam Contreras, Cruz Madrid, Connor Mills, Wesley Smith**Video Coordinator:** Paul Kasero**Asst. Video Coordinator:** Zachary Dillard**Athletic Director:** Eddie Nuñez**Asst. Athletics Director/Communications (Primary Contact):** Frank Mercogliano**Asst. Director of Communications (Secondary Contact):** Allison Weiss 8/27/23 . XII . 4:50 pm

**Alabama (4)**

Ezra Sexton Fairhope
Jeremiah Hixon Monroeville
Jacory Merritt Montgomery
Jacob Godfrey Spanish Fort

Arizona (4)

Noa Pola-Gates Gilbert
Jace Taylor Lake Havasu
Devon Dampier Seguardo
Connor Witthoft Tucson

California (27)

Ray Leutele Anaheim
Shancco "Ise" Matautia Anaheim
Jacob Webb Chino
Vincent Santos Chula Vista
Skylar Cook El Centro
Wyatt McClour Huntington Beach
Syaire Riley Inglewood
Dereck Moore Irvine
Kade Zimmerman Irvine
Tate Zimmerman Irvine
Xavier Van La Mesa
Justin Holaday Lemoore
Aaron Smith Long Beach
Matthew Toilolo Long Beach
DJ Wingfield Los Angeles
Sherod White Menifee
Everett Hunter Modesto
Aaron Rodriguez Newhall
Avery Burt Oakland
JC Davis Oakland
Semaj Sims Oakland
Donte Martin Oxnard
Dimirti Johnson Rohnert Park
Mihalis Santorineos Rohnert Park
Kyler Drake San Bernardino
Christian Washington San Diego
Hunter Wiggins San Diego
Hunter Rapolla Temecula

Colorado (1)

Travis Gray Aurora

Florida (5)

DJ Washington Belle Glade, Fla.
Christian Ellis Jacksonville
Taurrian Stafford Little Haiti
Sir Robinson Pensacola
Destin Gainer Tampa
Josh Williamson Tampa

Georgia (4)

Hunter Sellers College Park
Bryson Taylor Hoschton
Ryan Davis Roswell
Arrison Cole Suwanee

Hawaii (1)

Sam Telesa Waipahu

Iowa (1)

Reese Steele Des Moines

Louisiana (2)

Duece Jones Baton Rouge
Austin Ackel New Orleans

Massachusetts (1)

CJ James Springfield

Michigan (1)

Luke Drzewiecki Shelby Township

Mississippi (2)

Devon Smith Biloxi
Jermarius Lewis Summit

Nevada (3)

Caleb Medford Henderson
Damien Sanchez Henderson
Gabriel Lopez Las Vegas

New Mexico (32)

Aiden Armenta Albuquerque
Colis Bousliman Albuquerque
Andrew Erickson Albuquerque
Austin Erickson Albuquerque
Jimmy Gallegos Albuquerque
Leonardo Gallegos Albuquerque
Hunter Haemker Albuquerque
Carlos Lovato Albuquerque
Ja'Shon Lowery Albuquerque
Caleb Marra Albuquerque
Blaine Smith Albuquerque
Elijah Spaulding Albuquerque
Landon Williams Albuquerque
Charles Steinkamp Los Alamos
Walter Baca Los Lunas
Zach Doyle Los Lunas
Tyler Kiehne Los Lunas
Bryce Santana Los Lunas
Larry Allen III Rio Rancho
Zach Benedict Rio Rancho
Isaiah Chavez Rio Rancho
Josh Howes Rio Rancho
Dorian Lewis Rio Rancho
Lucas Lucero Rio Rancho
Joe Ray Maez Rio Rancho
Jaylen Morgan Rio Rancho
David Murphy Rio Rancho
Cayden Romero Rio Rancho
Nic Trujillo Rio Rancho
Zach Vigil Rio Rancho
Jalen Washington Rio Rancho
Evan Wysong Rio Rancho
Luke Wysong Rio Rancho

New York (1)

Brendan Durkin Goshen

North Carolina (1)

Tavien Ford Charlotte

Oklahoma (2)

David Rowaiye Oklahoma City
Lane Williams Shawnee

Tennessee (4)

DC Tabscott Franklin
Dylan Hopkins Maryville
D'Arco Perkins-McAllister Nashville
Kaydin Pope Savannah

Texas (14)

Tavian Combs Amarillo
Max Elkmann Dallas
Andrew Henry Dallas
Isaiah Sillemont Dallas
Alec Marengo El Paso
Jayden Wilson El Paso
Zach Morris Flower Mound
Trace Bruckler Frisco
Jacob Trussell Georgetown
Edward Blacklock Houston
Jer'Marques Bailey Humble
Marvin Covington Mansfield
Bobby Wooden Pearland
Kamron Robinson Richmond

Germany (1)

Max Lantzsch Dresden

Japan (1)

Ray Iwai Mitaka-City

Mexico (1)

Michael Buckley Cabo San Lucas

Switzerland (1)

Magnus Geers Zurich



2023 Primary Two-Deep

OFFENSE

Pos.	#	Player	Ht.	Wt.	Cl.-Ex.
WR-X	0	DJ Washington	6-5	219	Sr*-JC#
	14	Duece Jones	6-0	171	Jr-2VL-RS
LT	75	JC Davis	6-5	307	Jr-1VL#
	77	Jer'Marques Bailey	6-6	337	Jr*-1VL-1SQ-RS
LG	70	Isaiah Sillemmon	6-3	302	So-1VL-RS
-OR-	66	Taurrian "Teedo" Stafford	6-5	345	Sr&-TR
	72	Reese Steele	6-4	301	Jr-JC#
C	51	CJ James	6-4	294	Jr-1VL
	66	Taurrian "Teedo" Stafford	6-5	345	Sr&-TR
RG	56	Shancco "Ise" Matautia	6-2	346	So-1VL-RS
-OR-	70	Isaiah Sillemmon	6-3	302	So-1VL-RS
RT	73	DJ Wingfield	6-4	289	Jr*-RS
	65	Devon Smith	6-6	288	Jr-JC#
-OR-	71	Travis Gray	6-7	324	Fr-TR
TE-Y	85	Trace Bruckler	6-3	237	So-1VL-RS
	83	Everett Hunter	6-5	233	So-JC#
-OR-	17	Magnus Geers	6-6	250	Jr*-TR
TE-U	84	Wyatt McClour	6-3	242	So-JC#
	47	Caleb Marra	6-4	232	Jr*-1SQ-RS
WR-A	8	Jeremiah Hixon	5-11	167	Sr&-TR
	6	Ryan Davis	5-11	176	Sr*-TR
	18	Kaydin Pope	6-0	171	Fr-TR
WR-Z	4	Caleb Medford	6-3	197	So-TR
	11	Andrew Erickson	6-2	205	Sr*-3VL-RS-MHS
QB	10	Dylan Hopkins	6-2	225	Sr&-TR
	13	Devon Dampier	6-0	198	Fr-HS#
	7	D.C. Tabscott	6-4	206	So-TR
RB	5	Jacory Croskey-Merritt	5-11	204	Sr*-TR#
-OR-	2	Andrew Henry	5-10	187	Jr*-TR
-OR-	23	Zach Vigil	5-10	179	So-1VL#
-OR-	9	Sherod White	5-9	199	Sr-1VL#
-OR-	22	Christian Washington	5-10	201	So-1VL#

SPECIAL TEAMS

Pos.	#	Player	Ht.	Wt.	Cl.-Ex.
FGs	94	Luke Drzewiecki	6-0	181	So-1VL#
	27	Charles Steinkamp	6-5	200	Fr-RS
KOs	94	Luke Drzewiecki	6-0	181	So-1VL#
	27	Charles Steinkamp	6-5	200	Fr-RS
P	10	Aaron Rodriguez	6-0	200	Sr*-2VL
	27	Charles Steinkamp	6-5	200	Fr-RS
DS	61	Brendan Durkin	6-0	199	Fr-TR
	12	Justin Holaday	6-3	201	Jr-1VL#
Hold	10	Aaron Rodriguez	6-0	200	Sr*-2VL
	27	Charles Steinkamp	6-5	200	Fr-RS
KOR	14	Duece Jones	6-0	171	Jr-2VL-RS
	2	Andrew Henry	5-10	187	Jr*-TR
OFF RET	9	Sherod White	5-9	199	Sr-1VL#
PR	8	Jeremiah Hixon	5-11	167	Sr&-TR
	25	Jacob Godfrey	5-9	172	Fr-HS#

DEFENSE

Pos.	#	Player	Ht.	Wt.	Cl.-Ex.
LE	99	Gabriel Lopez	6-3	246	Jr*-TR
	97	Hunter Rapolla	6-3	251	Jr-JC#
NT	90	Tyler Kiehne	6-3	277	So-1VL
	66	Tavien Ford	6-3	282	Jr-1VL
RE	45	Kyler Drake	6-4	279	Jr-2VL-RS
	93	Destin Gainer	6-4	235	Jr*-RS
LLB	16	Dimitri Johnson	6-3	231	Jr-JC#
	26	Tate Zimmerman	6-1	221	So-1VL#
	24	Jayden Wilson	6-2	209	Fr-HS#
MLB	21	Mihalis Santorineos	6-2	234	So-JC#
	18	Alec Marenco	6-3	229	Jr-2VL#
RLB	36	Syair Riley	6-0	254	Sr*-3VL#
-OR-	50	Ja'Shon Lowery	6-5	214	So-1SQ-RS
	21	Mihalis Santorineos	6-2	234	So-JC#
LCB	2	Zach Morris	6-1	190	So-1VL#
	6	Marvin Covington	5-11	186	So-TR
	20	Hunter Sellers	5-11	174	Jr*-1SQ
LWOLF	22	Christian Ellis	6-1	208	So-1VL#
	12	Aaron Smith	6-2	189	Jr-JC#
LOBO	7	Tavian Combs	6-2	203	Jr*-2VL-RS
-OR-	11	Derrick Moore	6-3	199	Fr-HS#
	38	David Murphy	5-11	189	So-RS
RWOLF	5	Jermarius Lewis	5-11	186	So-1VL#
	9	Noa Pola-Gates	6-0	180	Sr*-TR
RCB	8	Donte Martin	5-10	193	Sr&-4VL-RS
-OR-	13	Bryson Taylor	6-2	176	So-1VL#
	17	Josh Williamson	6-2	173	So-RS

BOLD denotes starter

#denotes has redshirt available

&denotes using super senior season

*denotes has a super season year available

Roster Breakdown

LETTERWINNERS RETURNING (37)

Offense (19): QB (2) Isaiah Chavez**, Justin Holaday* **RB (3)** Zach Vigil*, Christian Washington*, Sherod White* **WR (6)** Andrew Erickson**, Austin Erickson*, Duece Jones**, Jace Taylor** **Luke Wysong****, Kade Zimmerman* **TE (3)** Trace Bruckler*, Caleb Marra*, Connor Witthoft** **OL (5)** Jer' Marques Bailey*, JC Davis*, CJ James*, Shanco "Ise" Matautia*, Isaiah Sillemont*

Defense (16): NT (2) Tavien Ford* (OL in 2022), Bryce Santana** **ENDS (3)** Tyler Drake**, Tyler Kiehne*, Joe Ray Maez* (TE in 2022) **LB (5)** Ray Leutele**, Hunter Haemker*, Alec Marenco**, Syaire Riley**, Tate Zimmerman* **S (3)** Tavian Combs**, Christian Ellis*, Jermarius Lewis*, Bobby Wooden** (WR in 2022); **CB (3)** Donte Martin*, Zach Morris*, Bryson Taylor*

Specialists (2): K (1) Luke Drzewiecki*; **LS (0)** None **P (1)** Aaron Rodriguez**

STARTERS RETURNING (8)

Offense (5): WR Wysong, LT JC Davis, C CJ James, RG Shanco "Ise" Matautia, RT Tavien Ford (moved to defense in 2023)

Defense (1): RCB Donte Martin

Specialists (2): P Aaron Rodriguez, PK Luke Drzewiecki

STARTERS LOST (17)

Offense (6): QB Miles Kendrick, RB Nate Jones, TE Will Dennis, WR Trae Hall, WR Geordon Porter, LG Isaac Gutierrez

Defense (10): END Omar Darama, END Justin Haris, NT Jake Saltonstall, LB Cody Moon, MLB Dion Hunter, LB Reco Hannah CB A.J. Odums S Jerrick Reed II, LOBO A.J. Haulcy, S Ronald Wilson

Specialists (1): LS Isaiah Perez

REDSHIRTS/SQUAD MEMBERS RETURNING (30)

Offense (12): QB (0) None **RB (3)** Jimmy Gallegos, Ray Iwai, Jaylen Morgan **WR (1)** Michael Buckley, Elijah Spaulding **TE (1)** Jacob Trussell; **OL (10)** Walter Baca, Arrison Cole, Carlos Lovato, Vincent Santos, Jacob Webb

Defense (16): NT (2) Zach Doyle, David Rowaiye; **ENDS (5)** Larry Allen III, Avery Burt, Max Elkman, Destin Gainer, Landon Williams **LB (4)** Leo Gallegos, Ja'Shon Lowery, Semaj Sims, Jalen Washington **S (3)** Josh Howes, David Murphy, Blaine Smith **CB (2)** Hunter Sellers, Josh Williamson

Specialists (2): PK (1) Zach Benedict **P (1)** Charles Steinkamp

INCOMING FRESHMEN (18)

Offense (9): QB (2) Aiden Armenta, Devon Dampier **RB (0)** None **WR (4)** Jacob Godfrey, Ezra Sexton, Nic Trujillo, Evan Wysong **TE (1)** Sir Robinson **OL (3)** Caden Romero, Matthew Toilolo, Lane Williams

Defense (8): NT (0) None **ENDS (0)** None **LB (3)** Austin Ackel, Lucas Lucero, Jayden Wilson; **S (4)** Colis Bousliman, Skyler Cook, Dereck Moore, Hunter Wiggins **CB (1)** Edward Blacklock

Specialists (1): K (1) Damien Sanchez

INCOMING TRANSFERS (30)

Offense (20): QB (2) Dylan Hopkins (UAB), DC Tabscott (Appalachian State) **RB (3)** Andrew Henry (ULM), Dorian Lewis (Cofeyville), Jacory Merritt (Alabama St.) **WR (6)** Ryan Davis (UAB), Jeremiah Hixon (Alabama State), Caleb Medford (TCU), Kaydin Pope (Mississippi State), Xavier Van (San Diego), DJ Washington (Iowa Central) **TE (4)** Magnus Geers (Temple), Everett Hunter (Modesto), Max Lantzsich (East Carolina), Wyatt McClour (River-side) **OL (5)** Travis Gray (Colorado), Devon Smith (Jones), Taurrian Stafford (Alabama State), Reese Steele (Iowa Central), Sam Telesa III (Georgetown)

Defense (9): NT (0) None **ENDS (2)** Gabriel Lopez (Washington State), Hunter Rapolla (Mt. San Jacinto) **LB (3)** Dimitri Johnson (Santa Rosa), Kamron Robinson (East L.A.), Mihalis Santorineos (Sierra); **S (3)** D'Arco Perkins-McAllister (TCU), Noa Pola-Gates (Nebraska), Aaron Smith (Mt. San Antonio); **CB (1)** Marvin Covington (TCU)

Specialists (1): LS (1) Brendan Durkin (Albany)

*denotes number of letters won.

italics denotes redshirt/squad member but has played in a game

The Opening List

When you are trailing 24-0 at halftime, one of the things that happens is you don't run the ball a ton in the comeback attempt. That was the case on Saturday as UNM fell behind 24-0 as the Nevada Wolf Pack scored 18 of those 24 points after three Dylan Hopkins interceptions. One was returned 43 yards for a score, and the other two led to short fields which Nevada converted into a field goal and a touchdown (with a two-point conversion).

So, UNM had to pass and it was markedly better in the second half as UNM nearly pulled off the greatest comeback in school history. UNM got to within 34-24 with a minute left, but no closer. In the first half, UNM was 10-for-20 with three interceptions and 104 yards. In the second half UNM was 11-for-20 for no interceptions, a touchdown and 213 yards. Add that up (no calculators slackers) and you get 317 yards.

It marked the first 300-yard passing game by the Lobos this season, and the first since UNM threw for 381 yards against New Mexico State. Here is the really interesting thing. UNM has played in the Mountain West since 1999 (Have you heard? It's the 25th season of the Mountain West) and over that time, the Lobos have played 188 Mountain West games all-time, and Saturday was just the fifth time in school history that the Lobos threw for 300 yards against a Mountain West opponent. Amazingly, it also marked the first time UNM ever did it on the road.

The last time that the Lobos threw for 300 yards in a road conference game, you have to go all the way back to November 4, 1995 when UNM threw for 351 yards in a road Western Athletic Conference game at San Diego State.

The list of 300-yard passing games that UNM has thrown in the Mountain West era is the basis of a high-flying, aerial assault-type Opening List:

Date	Opponent	Yards
10/28/2023	*at Nevada	317
9/11/2021	New Mexico State	381
9/21/2019	New Mexico State	335
8/31/2019	Sam Houston State	340
9/29/2018	Liberty	369
9/1/2018	Incarnate Word	361
9/24/2011	Sam Houston State	434
9/11/2010	Texas Tech	336
10/3/2009	at Texas Tech	316
12/22/2007	Nevada	354
9/15/2007	at Arizona	327
9/8/2007	New Mexico State	342
10/29/2006	*Utah	350
9/9/2006	at New Mexico State	317
11/1/2003	*UNLV	429
9/6/2003	at Texas Tech	349
10/27/2001	*Air Force	324
11/27/1999	*Air Force	300

When 34 Points Allowed Really Ain't That

New Mexico's defense, which allowed 21 points against Hawai'i (including a garbage-time touchdown with six seconds left against the non-starters), once again looked terrific against Nevada. Yet, UNM allowed 34 points.

The Wolf Pack had exactly two drives that gained more than 34 yards, and both of those ended in field goals.

Nevada also got 18 points off three interceptions, one of which was returned for a score and the other two returned to the Lobo 34 and the Lobo 24.

UNM forced three red zone field goals in five attempts, and the defense allowed just 311 yards, the fewest against an FBS team this year (Tennessee Tech had 288). It was the fewest against an FBS team since the finale in 2022 when Colorado State had just 305.

UNM also had a season-high 10 tackles for loss against Nevada after having just eight total in the last three games (against Hawai'i, San Jose State and Wyoming).

Hixon's Big Day

Jeremiah Hixon continues to play well for UNM, this time catching four passes for a career-high tying 116 yards and a touchdown. That touchdown was on a career-long 59 yard catch. Hixon now has five touchdown receptions to lead UNM, and it's his career-high as well as he had four in each of his final two seasons at Alabama State. He also had three 100-yard games there, all in 2021 the last of which was a 116-yard effort against Alabama A&M.

That was his previous career-high, but that came on 10 catches, not four. His five touchdown receptions are the most by a Lobo receiver since 2019, when Jordan Kress caught six touchdowns on the season. Hixon now leads UNM with 26 catches and 336 yards, along with his five touchdown receptions.

NEW MEXICO STAT COMPARISON

UNM	Category	UNLV
29.1	Points Per Game For	34.3
32.8	Points Per Game Against	26.9
177	First Downs	175
266	Rushing Attempts	343
1341	Rushing Yards	1623
5.0	Average Per Rush	4.7
167.6	Average Per Game	202.9
17	Rushing TDs	23
137-236-8	Passing (Comp-Att-Int)	145-231-6
58.1	Completion Pct.	62.8
1834	Passing Yards	1780
229.3	Average Per Game	222.5
14	TD Passes	7
3175	Total Offense	3403
6.3	Avg. Per Play	5.9
396.9	Avg Per Game	425.4
10-2	Fumbles-Lost	10-4
-0.50	Turnover margin/game	+0.88
35-37.5	Punts-Net Avg	31-40.0
38/93 (41%)	Third Down Conversion	70/133 (53%)
8/10 (80%)	Fourth Down Conversion	5/10 (50%)
30:52	Average time of possession	29:58
9-75	Sacks-Yards	19-125

Lobos in the NCAA (2023)

Stat	Rank	Value
Total Offense	61	396.9
Rushing Offense	53	167.6
Passing Offense	66	229.2
Team Passing Efficiency	57	136.13
Scoring Offense	61	29.1
Total Defense	103	408.6
Rushing Defense	98	167.8
Passing Yards Allowed	93	240.9
Team Passing Efficiency Defense	124	156.49
Scoring Defense	111	32.8
Turnover Margin	T-102	-0.50
3rd Down Conversion Pct	64	0.409
4th Down Conversion Pct	8	0.800
3rd Down Conversion Pct Defense	34	0.345
4th Down Conversion Pct Defense	T-16	0.333
Red Zone Offense	16	0.926
Red Zone Defense	111	0.906
Net Punting	94	37.23
Punt Returns	126	1.25
Kickoff Returns	101	17.75
First Downs Offense	T-46	177
First Downs Defense	T-83	165
Fewest Penalties Per Game	T-129	9.50
Fewest Penalty Yards Per Game	130	87.38
Time of Possession	44	30:52
(130 teams ranked)		

In-Season Honors

Trace Bruckler - TE

CSC Comeback Player of the Year Watch List

Tavian Combs - S

CSC Comeback Player of the Year Watch List
 Preseason All-Mountain West Athlon (4th team)
 Preseason All-Mountain West Phil Steele (3rd team)
 Preseason All-Mountain West MW Wire (2nd team)

JC Davis - OL

Preseason All-Mountain West Athlon (4th team)

Ryan Davis - WR

CSC Comeback Player of the Year Watch List

Andrew Henry - RB

Earl Campbell Tyler Rose Player of the Week Honorable Mention (10/23/23)

Dylan Hopkins - QB

Mountain West Offensive Player of the Week (9/11/23)
 Mountain West Offensive Player of the Week (10/23/23)
 Manning Stars of the Week (10/23/23)
 Manning Mountain QB of the Week (10/26/23)

CJ James - OL

Preseason All-Mountain West Athlon (3rd team)
 Preseason All-Mountain West Phil Steele (3rd team)

Duece Jones - WR

Wuerffel Trophy Nominee List

Tyler Kiehne - NT

Preseason All-Mountain West Phil Steele (4th team)

Jermarius Lewis - S

Mountain West Defensive Player of the Week (9/11/23)
 Scooter's Coffee Frisco Bowl Defensive Player of the Week (10/24/23)

Donte Martin - CB

Preseason All-Mountain West Athlon (2nd team)
 Preseason All-Mountain West Phil Steele (1st team)
 Preseason All-Mountain West MW Wire (2nd team)

D'Arco Perkins-McAllister - S

Preseason All-Mountain West Phil Steele (4th team)

Noa Pola-Gates - S

Polynesian Player of the Year Watch List

Aaron Rodriguez - P

Ray Guy Award Watch List
 Preseason All-Mountain West Athlon (2nd team)
 Preseason All-Mountain West Phil Steele (2nd team)
 Preseason All-Mountain West MW Wire (2nd team)
 Ray's 8 (10/23/2023)

Christian Washington - KR/RB

Preseason All-Mountain West Athlon (1st team-KR/4th team-RB)
 Preseason All-Mountain West Phil Steele (2nd team-KR)
 Preseason All-Mountain West Sports Info Systems (1st team-KR)
 Preseason All-Mountain West MW Wire (2nd team-KR)

DJ Washington - WR

Preseason All-Mountain West Phil Steele (4th team)

Luke Wysong - PR/WR

Paul Hornung Award Watch List
 Preseason All-Mountain West Athlon (4th team-PR)
 Preseason All-Mountain West Phil Steele (4th team-PR)
 Preseason All-Mountain West MW Wire (2nd team-PR)
 Preseason All-Mountain West MW Wire (3rd team-WR)

Hankie Very Much

At least the penalties were better. UNM was whistled just seven times for 60 yards. New Mexico is tied with Colorado for the most penalized team in the country, as both UNM and the Colorado Primes have been whistled for 76 penalties over eight games, 9.5 penalties per game. Oddly, UNM was tied with Colorado last week, and both teams were each whistled for seven penalties. UNM's 87.4 yards per game in penalties is the most in the country (Washington is next to last at 80.6 yards per game).

But here's the funny thing about penalties ... yes, UNM gets whistled a lot, but UNM's opponents all get whistled ... a lot. Nevada was whistled for 12 penalties for 111 yards (and that doesn't even count Nevada letting the play clock run down to one to call timeout, except they didn't have a time out and somehow they didn't get a delay of game penalty, or any penalty. So yeah, fun fact, you can apparently call time outs now when you don't have any. Cool). UNM is only -0.7 per game in net penalties as the Lobo opponents are getting flagged an average of 8.8 times per game, and that is tied for the second-best mark in the nation, so yes, there are A LOT of flags currently in UNM games.

	Name	G	Pen.	Yards	Pen./G	Yards/G
1.	Colorado	8	73	680	9.1	85.0
2.	New Mexico	8	70	620	8.8	77.5
	Texas A&M	8	70	608	8.8	76.0
4.	Coastal Carolina	8	65	541	8.1	67.6
5.	Wake Forest	8	64	618	8.0	77.3
6.	Miami (Ohio)	9	70	613	7.8	68.1
	BYU	8	62	527	7.8	65.9
	LSU	8	62	504	7.8	63.0
9.	Stanford	8	61	550	7.6	68.8
	Arizona State	8	61	476	7.6	59.5

The Future Of Lobo Football Is True

New Mexico's best two defensive efforts have come in the last two games, and it's been with a lot of younger players on the field. Against Nevada, the Lobos started a secondary of four true sophomores (Christian Ellis, Jermarius Lewis, Zach Morris and Bryson Taylor) and a true freshman (Dereck Moore).

In fact with Donte Martin and Tavian Combs missing the game, UNM started one freshman, six sophomores and four juniors.

Pay Your Bills

Jacory Croskey-Merritt, who was just Jacory Merritt at Alabama State (and full disclosure, he was just that here until he turned around on photo day and it said Croskey-Merritt, making him the very definition of the player to be named later) is more widely known as Bill. He's known as Bill because when he was a little kid he had a bald head and he looked eerily like the cartoon character Little Bill. There are worse things. Also, it just worked out that UNM has two backs with the nicknames Dolla and Bill. This stuff just writes itself sometimes.

Croskey-Merritt scored another rushing touchdown on Saturday, getting a 2-yarder in the final minute, giving him 12 on the season, keeping him on pace to threaten the single-season UNM rushing touchdown record of 19. He needs one more rushing touchdowns to etch his name on the single-season rushing touchdown list, as 13 gets a Lobo into the top 10. His 12 are the most since Richard McQuarley scored 18 in 2016, and that was second all-time to DonTrell Moore's 19 in 2003. It should be mentioned that the year Moore had 19 rushing touchdowns, he had two receiving touchdowns to give him 21 total.

Croskey-Merritt is a senior but has a COVID super season available.

SEASON TOUCHDOWNS

	TDs	Player	Year
1.	19	DonTrell Moore	2003
2.	18	Richard McQuarley	2016
3.	15	Kasey Carrier	2012
4.	14	Stoney Case	1993
	14	DonTrell Moore	2005
6.	13	Teriyon Gipson	2016
	13	Sam Scarber	1970
	13	Rocky Long	1971
	13	DonTrell Moore	2002
	13	Rodney Ferguson	2007
	13	Rodney Ferguson	2008
12.	12	Jacory Croskey-Merritt	2023

Odd Stat of the Week

0

That's the number of field goal attempts by UNM in its three wins. The Lobos are 3-0 when not attempting a field goal, and 0-5 in games in which they have attempted at least one, and Luke Drzewiecki is 6-7 on field goals.

Turnover Table

2022	Takeaways	Pts.	Giveaways	Pts.
MAINE	2	6	2	0
BSU	1	0	0	0
UTEP	7	7*	2	7
at LSU	1	0	0	0
at UNLV	2	7	2	10*
WYO	0	0	3	10*
at NMSU	0	0	1	0
FS	1	3	0	0
at USU	0	0	2	10*
at AFA	1	3	0	0
SDSU	1	0	1	0
at CSU	1	0	1	3
Total	17	26	14	40

UNM Turnover Margin: +3

UNM TO Scoring Margin: -14 (UNM 5-of-16, Opp 8-of-14)

2023	Takeaways	Pts.	Giveaways	Pts.
at TAMU	0	0	1	7
TTU	2	14	2	0
NMSU	0	0	1	7
at UMSS	0	0	0	0
at WYO	0	0	2	7
SJSU	0	0	1	7
HAW	4	14	0	0
@NEV	0	0	3	18*
UNLV				
@BSU				
@FS				
USU				
Total	6	28	10	46

UNM Turnover Margin: -4

UNM TO Scoring Margin: Even (UNM 4-of-6, Opp 7-of-10)

*denotes Defensive TD

Associated Press Poll (10/29/2023)

Pl.	Team (First-place votes)	Record	Pts.	Prev.
1.	Georgia (36)	1553	1	8-0
2.	Michigan (9)	1494	2	8-0
3.	Ohio State (3)	1446	3	8-0
4.	Florida State (3)	1421	4	8-0
5.	Washington	1327	5	8-0
6.	Oregon	1235	8	7-1
7.	Texas	1189	7	7-1
8.	Alabama	1114	9	7-1
9.	Penn State	1044	10	7-1
10.	Oklahoma	1010	6	7-1
11.	Ole Miss	990	12	7-1
12.	Notre Dame	847	14	7-2
13.	LSU	816	15	6-2
14.	Missouri	714	16	7-1
15.	Louisville	666	18	7-1
16.	Oregon State	557	11	6-2
17.	Air Force	526	19	8-0
18.	Utah	510	13	6-2
19.	Tennessee	473	21	6-2
20.	UCLA	331	23	6-2
21.	Tulane	303	22	7-1
22.	Kansas	250	NR	6-2
23.	James Madison	192	25	8-0
24.	USC	139	24	7-2
25.	Kansas State	112	NR	6-2

Others receiving votes: Oklahoma State 77, North Carolina 54, Liberty 47, Fresno State 16, Miami 11, Arizona 6, Toledo 3, Rutgers 2.

AFCA Coaches Poll (10/29/2023)

Pl.	Team	Record	Pts.	1st Pl.	Prev.	+/-	Hi/Lo
1.	Georgia	8-0	1590	58	1	-	1/1
2.	Michigan	8-0	1520	3	2	-	2/2
3.	Ohio State	8-0	1454	3	3	-	3/4
4.	Florida State	8-0	1439	0	4	-	3/8
5.	Washington	8-0	1344	0	5	-	5/11
6.	Texas	7-1	1212	0	7	+1	4/12
7.	Oregon	7-1	1211	0	9	+2	7/15
8.	Alabama	7-1	1187	0	8	-	3/12
9.	Penn State	7-1	1072	0	10	+1	5/10
10.	Ole Miss	7-1	1021	0	11	+1	10/22
11.	Oklahoma	7-1	948	0	6	-5	6/19
12.	Notre Dame	7-2	847	0	14	+2	9/21
13.	LSU	6-2	809	0	15	+2	5/23
14.	Missouri	7-1	741	0	16	+2	14/NR
15.	Louisville	7-1	701	0	18	+3	15/NR
16.	Tennessee	6-2	553	0	20	+4	9/20
17.	Air Force	8-0	523	0	19	+2	17/NR
18.	Utah	6-2	509	0	13	-5	10/19
19.	Oregon State	6-2	465	0	12	-7	12/21
20.	UCLA	6-2	309	0	24	+4	20/NR
21.	Tulane	7-1	304	0	23	+2	21/NR
22.	USC	7-2	239	0	22	-	5/22
23.	Kansas	6-2	182	0	NR	+15	23/NR
24.	James Madison	8-0	169	0	25	+1	24/NR
25.	North Carolina	6-2	120	0	17	-8	10/25

Others receiving votes: Kansas State 85; Oklahoma State 62; Fresno State 51; Miami (FL) 35; Duke 33; Iowa 20; Arizona 18; Liberty 15; SMU 6; Florida 3; UNLV 1; Toledo 1; Kentucky 1.

JC Davis is the Best OL in the Mountain West (There, I Said It).

Ever see that meme of the guy sitting with a sign that says something semi controversial and then it says "Prove Me Wrong". Well, you can't prove me wrong on this one, because statistically, JC Davis is the offensive lineman in the Mountain West, as least in the pass blocking realm. According to the PFF, Davis has a pass blocking grade of 91.3, and that grade not only leads the Lobos, and it not only leads the Mountain West, but it leads the entire Group of Five. There are only two offensive linemen with a better pass blocking grade than Davis, and it's Houston's Patrick Paul at 96.2 and Joe Alt of Notre Dame (perhaps you've heard of him?) at 92.8.

And listen, within the Mountain West, DJ Wingfield is pretty damn good two, as he is second in the Mountain West with a pass blocking grade of 81.5. Shancco Matautia is 11th and CJ James in 13th.

Johnny Sack Always Efforted for Peace

It's true. Johnny Sacrimoni, known as Johnny Sack, was a lifelong friend of Tony Soprano who always efforted to keep the peace in the world of "The Sopranos". He loved his wife Ginny and defended her honor to anyone who made fun of her weight. While Tony Soprano was the start and center of the Sopranos universe, Johnny Sack was always an influential character who efforted peace within the crime families of the show, and was a terrific character played by Dominic Curatola.

While talked about Johnny Sack is a stretch for a not about sacks, UNM has been really good a preventing sacks in 2023, and the improvement from 2022 to 2023 is remarkable. This season, UNM has allowed just 10 sacks through eight games, an average of 1.25 per game. That average is good for a tie for 21st nationally. Last year UNM allowed 43 sacks and 3.58 sacks per game, meaning that the Lobos have cut off 2.33 sacks per game from a year ago.

That improvement is the fourth-best improvement nationally, as the following chart shows.

Pl.	Team	2022 SPGA	2023 SPGA	Diff.
1.	Colorado State	4.92	1.50	3.42
2.	Boston College	3.83	1.38	2.45
3.	Georgia Tech	3.25	0.88	2.37
4.	New Mexico	3.58	1.25	2.33
5.	Liberty	3.15	1.00	2.15
6.	Kentucky	3.54	1.50	2.04
7.	Miami (FL)	3.00	1.00	2.00
8.	Georgia State	2.92	1.13	1.79
9.	Toledo	2.00	0.38	1.62
10.	Maryland	3.31	1.75	1.56

The Difference a Year Makes

In 2021, the Lobos finished last in the nation in total offense, finishing with 234.2 yards of offense, which was 130th out of 130. Now you would think it couldn't get any worse ... except technically Old Dominion didn't count as an official full-fledged FBS team in 2021, but they did in 2022. So, UNM again finished last, but this time 131st out of 131, with 228.1 yards of offense per game.

Game Notes didn't want to say anything before the season started, but Sam Houston State and Jacksonville State both count this year, so there's 133 teams.

No worries, because what a difference a year makes. The Lobos have broken the 400-yard mark five times in eight games, hitting exactly 400 against Nevada, 429 against Hawai'i, 417 yards against Wyoming (a team that is allowing just 380.4), 401 against New Mexico State and 587 against Tennessee Tech. The Lobos, which broke 400 yards of offense just twice over the last two seasons combined, are currently averaging 396.9 yards per game after 228.1 a year ago. UNM ranks 62nd in offense this season, which is in the top half of the country and it is also an improvement of 168.8 yards per game. Where does that rank? Whelp, we did the dirty work and it turns out UNM currently has the nation's most improved offense.

Team	2022 Total Offense	2023 Total Offense	Difference
1. New Mexico	228.1	396.9	+168.8
2. Texas State	325.2	483.0	+157.8
6. Georgia Tech	325.2	459.3	+134.1
3. Colorado	281.3	408.6	+127.3
4. Colorado State	285.8	405.5	+119.7
8. Boston College	310.3	420.1	+109.8
9. LSU	453.0	552.9	+99.9
10. Liberty	389.2	488.4	+99.2
9. Utah State	354.5	451.1	+96.6
7. New Mexico State	330.9	426.9	+93.8

When a Stat Countdown Hits, the SID is Happy

Once Dylan Hopkins started throwing, the mind starting thinking about this stat, and it final hit. Hopkins is averaging 2-4.8 yards per game, and he has now thrown for 1,638 yards. And he now has done something we haven't seen around these parts in a while. For those wondering, no Lobo has thrown for 1,500 yards in a season since 2009, when Donovan Porterie threw for 2,411 yards. The best single-season total that a UNM quarterback has thrown for in the past 14 years was 1,490 by B.R. Holbrook in 2011 but since 2010, Hopkins now owns that top slot, and he has a shot at passing Porterie as well as he is now 362 yards away from 2,000 on the season.

Numerology

91.3

That's the PFF pass blocking grade for tackle JC Davis. His 90.8 is first among all offensive linemen that have played 50% of his teams snaps in the Mountain West. On 285 pass blocking attempts, he has allowed one sack, one hit and two pressures.

Career Starts (UNM only)

OFFENSE

QB's	'18	'19	'20	'21	'22	'23	Total
10 Dylan Hopkins	8	8
16 Isaiah Chavez	1	4	0	5
12 Justin Holaday	3	3

RBS	'18	'19	'20	'21	'22	'23	Total
-----	-----	-----	-----	-----	-----	-----	-------

5 Jacory Croskey-Merritt	6	6
22 Christian Washington	3	3
23 Zach Vigil	0	1	1
21 Dorian Lewis	1	1
9 Sherod White	1	1

TEs	'18	'19	'20	'21	'22	'23	Total
-----	-----	-----	-----	-----	-----	-----	-------

85 Trace Bruckler	3	2	12
41 Connor Witthoft	0	1	4	7
84 Wyatt McClour	2	2
17 Magnus Geers	1	1

WRs	'18	'19	'20	'21	'22	'23	Total
-----	-----	-----	-----	-----	-----	-----	-------

11 Andrew Erickson	7	4	5	19
15 Luke Wysong	6	7	15
3 Jace Taylor	0	8	7
0 DJ Washington	5	5
8 Jeremiah Hixon	5	5

14 Duece Jones	3	1	4
4 Caleb Medford	3	3
82 Austin Erickson	1	2	3
6 Ryan Davis	1	1

OL	'18	'19	'20	'21	'22	'23	Total
----	-----	-----	-----	-----	-----	-----	-------

75 JC Davis	12	20
51 CJ James	11	19
56 Shancco Matautia	2	7	16
73 DJ Wingfield	1	9
66 Taurrian "Teedo" Stafford	6	6
70 Isaiah Sillemmon	0	2	5

DEFENSE

DL	'18	'19	'20	'21	'22	'23	Total
----	-----	-----	-----	-----	-----	-----	-------

45 Kyler Drake	0	3	12
66 Tavian Ford	10	(OL)	10
90 Tyler Kiehne	0	9
99 Gabriel Lopez	9	9
51 Bryce Santana	3	5	8
87 Joe Maez	1	(TE)	1

LBS	'18	'19	'20	'21	'22	'23	Total
-----	-----	-----	-----	-----	-----	-----	-------

36 Syaire Riley	0	11	19
30 Ray Leutele	0	11	3	15
18 Alec Marengo	0	3	10
16 Dimitri Johnson	8	8
50 Ja'Shon Lowery	2	2

DBs	'18	'19	'20	'21	'22	'23	Total
-----	-----	-----	-----	-----	-----	-----	-------

8 Donte Martin	0	12	5	8	7	41
7 Tavian Combs	6	11	3	5	25
5 Jer' Marius Lewis	4	4	8	8
2 Zach Morris	1	8	9	9
22 Christian Ellis	0	7	7	7
9 Noa Pola-Gates	4	4	4
13 Bryson Taylor	2	1	3	3
4 Bobby Wooden	2	(WR)	1	(RB)	0	3
11 Dereck Moore	2	2	2
12 Aaron Smith	2	2	2

Lobos in the NFL

Jason Sanders **Miami Dolphins** **Kicker**
Sanders is in his sixth season with Miami after getting drafted in the seventh round by Miami. Over his first five seasons he was 175-for-181 on extra points in his career and 126-for-152 on field goals, with a long of 56. He has hit 285 of 398 kickoffs for touchbacks. He was named to the PFWA 2018 All-Rookie Team and is Miami's all-time leader in field goal accuracy. He has five game-winning field goals in the final two minutes and in overtime, and he also has a touchdown reception in his career. He led the NFL in field goals and points in 2020.

Corey Bojorquez **Cleveland Browns** **Punter**
Bojorquez is in his second season with Cleveland after one year with Green Bay and his first three with Buffalo. He spent the 2018 camp with New England after earning an invite to tryout camp and then getting signed to a free agent contract. He was snapped off waivers by Buffalo and started for three seasons. He then signed a free agent contract with the L.A. Rams, but was traded to Green Bay right before the 2021 season. He has played in 74 career games with a 46.1 career average. In 2020 Bojorquez led the NFL with a 50.8-yard average, just the fourth 50.0-yard average in NFL history. In 2021, his 82-yard punt was the longest in the NFL.

Jerrick Reed II **Seattle Seahawks** **Safety**
Reed is in his first season with the Seahawks after being drafted by the team in the sixth round in 2023.

D'Angelo Ross **Houston Texans** **Defensive Back**
Ross is in his fourth season after signing a free agent contract with the Houston Texans. After two years on New England's practice squad, he was activated for New England's final game of the 2020 season and then played three games in 2021.

Passing Yardage Leaders since 2010

1. Dylan Hopkins, 2023	1,638
2. B.R. Holbrook, 2011	1,490
3. Tevaka Tuioti, 2019	1,460
4. Sheriron Jones, 2018	1,417
5. Terry Wilson, 2021	1,058
6. Lamar Jordan, 2015	1,045
7. Lamar Jordan, 2014	895
8. Miles Kendrick, 2022	863
9. Tevaka Tuioti, 2017	705
10. Lamar Jordan, 2016	681
11. Clayton Mitchem, 2013	661
12. B.R. Holbrook, 2012	647
13. B.R. Holbrook, 2010	619
14. Trae Hall, 2020	518

Honestly, I Didn't Know Danny Gonzales Knew What Defer Meant

Listen the coin flip is the single silliest thing in the game of football (why are we flipping a coin? Home team has the option ... that's the advantage of being home. See how easy that is?). Since Danny Gonzales has been the head coach of the Lobos, New Mexico had never won the toss and deferred. Never. In his first 37 games, the Lobos have never won the opening coin toss and deferred.

Now it's happened twice in eight days. Against Hawai'i, UNM won the coin toss and elected to defer, and you can forgive everyone for the thinking that was a mistake since CJ James was out for the coin toss and on the overtime coin toss at UMass, he mistakenly said UNM wanted the ball to start (he was thinking it was an NFL overtime where first team to score won). Then against Nevada, UNM won the toss and since Danny Gonzales isn't a little stitious, he's superstitious, he again deferred.

It marked only the fourth time in Gonzales' tenure that UNM kicked off to start the game. The first was the 2021 opener when Houston Baptist took the ball, and the second was last year when Fresno State took the ball after winning the toss.

You'd think He'd Have to Be Hospitalized

Last year Donte Martin played in nine games. He missed three. How it's only three is equal parts incredible and downright silly. Against UNLV, going for a first quarter tackle, Martin got hit by his own teammate, taking Cody Moon's helmet to his ribs. Martin came out of the game, but returned for the next series. Halftime happened, he played in the second half. Then he missed the next three games recovering from a collapsed lung. Yep, he suffered a collapsed lung on the friendly fire hit and kept playing. Three more quarters. He missed one play.

That makes the fact that Donte Martin didn't play against Nevada shocking, although that was probably more a product of making sure he is not playing less than 100% by the coaching and training staff than by him. Here where he stacks on the career passes broken up list and the career passes defended list.

PASSES BROKEN UP (CAREER)

No.	Player	Year
1. 31	Glover Quin	2006-08
2. 29	Stephen Persley	1998-01
3. 28	Donte Martin	2018-present
28	Steve Bradshaw	1971-73
28	Eric Jack	1990-93
6. 26	Ray Hornfeck	1981-84
7. 25	Walter Bernard	1997-00
25	DeAndre Wright	2005-08
9. 22	Jerrick Reed II	2019-22
10. 21	Billy Austin	1994-97
21	Brandon Payne	2003-04

PASSES DEFENSED (PBUs+INT) (CAREER)

No.	Player	Year
1. 38	Glover Quin	2006-08
38	Stephen Persley	1998-01
3. 37	Eric Jack	1990-93
37	Ray Hornfeck	1981-84
5. 35	DeAndre Wright	2005-08
6. 31	Max Hudspeth	1974, '76-78
31	Walter Bernard	1997-00
8. 30	Donte Martin	2018-present
9. 29	Jerrick Reed II	2019-22
29	Steve Bradshaw	1971-73
11. 27	Brandon Payne	2003-04

The sit out does hurt Martin in regards to another record chase as he remained at 46 games played for UNM, remaining the active leader. Should he play in all 12 games and then a bowl game, he would now finish with 51 games, which would leave him just one short of Aaron Jenkins, who played in 52 games from 2014 to 2018, and Jenkins holds the starts record with 50. Martin needs four more games to tie Jason Sanderson (2014-2017) and Steven Romero (2013-2016) for second all-time in games played at UNM with 50.

Interesting Stat

4

That's the number of times in 39 games in the Danny Gonzales era that the Lobos didn't open the game with the ball. UNM deferred after winning the opening coin toss in each of the last two games for the first times since he became the head coach.

Fun Fact

80.0%

Dylan Hopkins' completion percentage against Hawai'i, which was a school record for the best single-game completion percentage buy a UNM quarterback with a minimum of 20 completions or more.

Future Schedules

2024

8/24 - Montana State
8/31 - at Arizona
9/14 - at Auburn
TBA - at New Mexico State
MW Home - Air Force, Boise State, Fresno State, San Diego State
MW Away - Colorado State, Utah State, Hawai'i and San José State

2025

8/30 - at Michigan
9/6 - Idaho State
9/13 - at UCLA
TBA - New Mexico State
MW Home - Colorado State, Wyoming, Nevada, San José State
MW Away - Air Force, Boise State, San Diego State, UNLV

2026

9/19 - at Oklahoma
TBA - at New Mexico State

2027

9/11 - at Oregon State
9/18 - at Texas A&M
TBA - New Mexico State

2028

9/9 - Oregon State
TBA - at New Mexico State

New Mexico's Team

Despite what some folks around the state would have you to believe, The University of New Mexico Football team is, has, and always will be New Mexico's team, and that's even truer with Danny Gonzales at the helm.

The former Lobo walk-on and Valley High School graduate has said he is going to sign three to five New Mexico HS student-athletes on every signing day, and he's lived up to that, signing at least three New Mexico natives in each of his four signing classes.

The Lobos feature at least 32 Land of Enchantment natives on the roster, and that's the most of any Division I school in America. Here is how UNM stacks up to the other in-state school, looking at the listed online rosters (and Eastern New Mexico many New Mexico players listed on the roster with no number, so take all of this with a grain of salt).

Eastern New Mexico - 35
New Mexico - 32
New Mexico Highlands - 31
Western New Mexico - 12
New Mexico State - 11

Fourth Down is Also Very Different in 2023...

Football really is a funny game. Last year, the Lobos had a terrific defense, yet UNM had an odd stretch where it allowed 11 straight fourth down conversions, including a couple of 4-for-4 games (Utah State and Air Force in back-to-back weeks). So far in 2023, fourth down has been UNM's best down.

Lobos opponents are just 4-for-12 this year on fourth down, a 33.3% conversion rate. Conversely, UNM is 8-of-10 offensively on fourth down this year, an 80.0% conversion mark.

Nationally, UNM's 4-for-12 defensively ranks tied for 16th in the FBS and the 8-for-10 offensively ranks tied for eighth in the FBS.

A Feather In His Cap ... No ... He Wears a Damn Feather in His Cap

While DJ Wingfield is back after missing all but six plays in 2022, anchoring the right side of the offensive line at right tackle, the lone official newcomer is Taurian "Teedo" Stafford. Stafford has definitely brought a bit of swagger to the offensive line, as the line allowed just two sacks against Texas A&M after the Lobos allowed 43 sacks, which ranked 121st out of 131 FBS programs, and it tied the 43 allowed by UNM in the 2006 season for the most all-time in Lobo history.

Teedo has talked about having a dog's mentality, and if you listen closely during practices and pregames, you can hear Teedo leading the line in actually barking like dogs, which he says works because a Lobo is a wolf and a wolf is like a dog. Teedo is 335 pounds, so we just nodded our head accordingly.

However, as rough and tumble as he is, Teedo is a gentle giant off the field. To that end, at every practice, he had a feather stuck in his helmet, tucked in the back so that it stayed in during games. At walk-through at Texas A&M, OL coach Cam Blankenship found a feather on the field and gave it to him, which Teedo wore in the game. But why? Why wear a feather. Well, according to Teedo, he does it because it reminds him "of the beauty of nature and the world we live in." There's got to be a pillow manufacturer or a zoo that needs a spokesman, right?

The First Female President Will Have Run an Equipment Room...

If you ever want a fun Google search, type in "Women Will Rule The Earth" ... trust me, it's fascinating. From stories on the Today Show to Medium articles to Bible passages, it's quite a rabbit hole. We bring it up because if women in fact come to rule the world, they will get the start in a football equipment room running the show. That means that Ashley Nowak is one of five to eventually ascend to the throne, as Ashley is one of five female lead Football Equipment Managers for FBS teams.

NAME	SCHOOL
Ashley Nowak	New Mexico
Gabbie Garlow	Nevada
Paulina Mihelich	New Mexico State
Shannon O'Hair	Colorado State
Cecilia Snipes	USC

It should be noted that Jacque May, who is UNM's Director of Equipment Operations, oversees the entire department and she was UNM's lead Football Equipment Manager in the 2000s and the early 2010s.

99 Luftballoons

The number 99 is a magical one in football, because it represents the longest play from scrimmage. It also represents the longest possible drive, and that has happened just four times in the last 38 years at UNM. The last time was against Wyoming ... and it was done by a freshman. Devon Dampier led UNM on a fourth quarter scoring drive to get UNM to within 32-26 with 1:14 to go in the game.

The irony is the last time that UNM had a 99-yard drive ... it was by a freshman quarterback. On November 15, 2014, freshman Lamar Jordan led UNM 99 yards in the fourth quarter to get UNM within 28-21 of Utah State. Here are the last four 99-yard drives since 1986, three of which have come on the road.

Yds	Opponent	Date	Coach
99	at Wyoming	9/30/2023	Danny Gonzales
99	at Utah State	11/15/2014	Bob Davie
99	Utah	10/8/1988	Mike Sheppard
99	at Texas Tech	9/20/1986	Joe Lee Dunn

Speaking of 99-Yard Drives as There's a Drive into Deep Left Field by Castellanos, it Will be a Home Run and so That Will Make it a 4-0 Ballgame.

The Lobo offense can certain turn in some ridiculously long drives for touchdowns as the Lobos now have turned in a neat trick of touchdown drives of 99 yards (at Wyoming), 93 yards (at Nevada), 90 yards (UMass), 89 yards (Tennessee Tech), 88 yards (Texas A&M) and 87 yards (Tennessee Tech). The six 85-yard touchdown drives are the most in a season for UNM since the 2019 season, when UNM had touchdown drives of 92 yards (Utah State), 90 yards (Nevada), 89 yards (Sam Houston State), 87 yards (Hawai'i) and 86 yards (Liberty). Over the past two full seasons (24 games), UNM had three 80-yard touchdown drives total, two in 2021 and one in 2022.

Symbolism

Scoring Stat

16.0

UNM's points per game improvement from last year (29.1 PPG this year from 13.1 PPG last year). That improvement is second nationally, behind only Colorado. Those two schools, plus Colorado State and Georgia Tech are the only four to have doubled their scoring output from a year ago.

Stat Frank Hates Updating

5,618

That's the number of days since UNM's last blocked punt (October 31, 2009 to November 4, 2023). The Lobos have the longest streak in the FBS. Overall, opponents have punted 836 consecutive times without a Lobo block. The next longest streak? Utah, which last blocked a punt on October 24, 2015, nearly six full years after UNM's last one.

Series History vs. UNLV

The series used to be tied 12-12, but the Rebels have won the last two to take a two-game lead. In Las Vegas, the series is tied 7-7, which feels fitting. In Albuquerque, it's 7-5 UNLV.

Opponent	Site	Score
9/30/2022	Las Vegas, NV	L 20-31
11/6/2021	Albuquerque, NM	L 17-31
10/6/2018	Las Vegas, NV	W 50-14
11/17/2017	Albuquerque, NM	L 35-38
11/1/2014	Las Vegas, NV	W 31-28
9/28/2013	Albuquerque, NM	L 42-56
11/3/2012	Las Vegas, NV	L 7-35
11/12/2011	Albuquerque, NM	W 21-14
9/25/2010	Las Vegas, NV	L 10-45
10/24/2009	Albuquerque, NM	L 17-34
11/8/2008	Las Vegas, NV	L 20-27
11/24/2007	Albuquerque, NM	W 27-6
10/14/2006	Las Vegas, NV	W 39-36
9/5/2005	Albuquerque, NM	W 24-22
10/16/2004	Las Vegas, NV	W 24-20
11/1/2003	Albuquerque, NM	L 35-37
10/12/2002	Las Vegas, NV	W 25-16
11/10/2001	Albuquerque, NM	W 27-17
11/11/2000	Las Vegas, NV	L 14-18
10/30/1999	Albuquerque, NM	W 27-6
9/21/1991	Albuquerque, NM	L 22-23
9/18/1982	Albuquerque, NM	W 49-21
9/12/1981	Las Vegas, NV	L 42-49
11/1/1980	Albuquerque, NM	L 7-72
10/13/1979	Las Vegas, NV	L 20-28
9/23/1978	Albuquerque, NM	W 24-0

If you look at UNM's roster on previous pages, there's a lot of symbols, so much so that you might think professor Robert Langdon was needed or maybe did the roster himself. However, with COVID still being a thing we are all dealing with (it was only three years ago, which is baffling), here is what everything means.

In the experience column, returners either have a 1VL, 2VL or 3VL, meaning you lettered that many times (played more than four games or made a start) an SQ, which means you were on the team but didn't play enough, on an RS, which means they redshirted. If you redshirt, that RS stays with you for the duration of your career (provided you redshirted at UNM).

New players have either HS for high school last year, JC for junior college last year, or TR for a transfer that played at a four-year school last year.

As for the symbols, if you see a # sign, that just means a player has a redshirt year available. There are a few players (Austin Erickson for example) who have redshirted already, but still have a redshirt available, because their redshirt year was the 2020 COVID season. An * (Aaron Rodriguez) means that player has a potential super senior year available due to playing in the 2020 COVID season. An & (Dylan Hopkins) means that player is utilizing his super senior year this season, so they are done after this.

We wish more teams adopted this. Apparently we aren't alone. MW Wire praised Lobo Football and stated "@UNMLoboFB has done an exceptional job on their roster page clarifying this exact thing (COVID eligibility). Every team should do the same."

Duece Notes (Please Note the Spelling)

Duece Jones came to UNM as Donald Jones (and yes, that is how he spells Duece ... we know spellcheck doesn't like it). Duece also came to UNM as a corner, but was switched to receiver. Sometimes those things don't work out, but Jones in year two as a receiver is in the two-deep and figures to see plenty of action in 2023. You can bet to a bunch of kindergartners and fifth graders at Hodgin Elementary in Albuquerque, will be cheering on Duece all year long.

When Duece was a little kid, he arrived to elementary school without a backpack, and took some teasing about it. Duece didn't want other children to have the same experience, so he did something about it. Teaming with 505 Sports Venture and a few sponsors, he put on the "Duece Jones Backpack Drive" for the start of school, and every fifth grader and kindergarten student at Hodgin Elementary (at Title I school in the North Valley) got a fully stocked new backpack for the school year. Duece wasn't alone, getting help from Luke Wysong, Everett Hunter, D'Arco Perkins-McAllister and Tavian Combs among others to help give back to the ABQ community.

Duece, who is helping out next week with the Domestic Violence Resource Center at the 12th Annual Power of the Purse DVRC event and their Leadership Awards and he is also scheduled to aid in Coats for Kids. For his efforts, he became UNM's first Wuerffel Trophy nominee since Teton Saltes won the award in 2020.

Deuce Notes (Please Note the Spelling)

Sometimes a stat happens that makes your head spin and you just go "huh?". The Opening List where UNM had never thrown for 300 yards in a Mountain West road game is a good example of that. Whelp, how about this.

In the Danny Gonzales era, UNM had not attempted a two-point conversion. Not made one ... attempted. It never really came up in the course of the way games have gone, but that changed on Saturday when UNM was down 34-10 and scored a touchdown. In order to make it a two-score game, UNM lined up and went for two, not getting the first one when a pass interference on Nevada led to an interception that was returned to the Lobo 30 after a silly return that officially never happened so forget I said that.

The penalty moved the ball half the distance, and Devon Dampier rushed in for the deuce. It was UNM's first two-point attempt since November 23, 2019 when UNM scored late against Air Force to make it 44-22 and UNM went for two, with Hall's pass falling incomplete. It was UNM's first made two-point conversion since October 11, 2019 when tight end Marcus Williams caught a two-point pass from Sherion Jones to give UNM a 14-7 lead over Colorado State.

Rodriguez and the Theragun

So one of the things that has come about in the last couple of years or so is this very odd handheld leg massager. A cursory look at Amazon shows they can be had anywhere from \$59 to super fancy ones that go for \$160, and promises to release lactic acid and have things like 60 lbs of "maximum strike force". Also of note is when you look those things up on Amazon all of your Facebook ads are for those odd handheld leg massagers, but Facebook doesn't track us. Ever. At all. (Note: Meta doesn't track us either. Ever. At all. Also, my daughter tells me it's called a Theragun. She bought one)

After the last two years, Aaron Rodriguez should really get some sort of NLI deal for one of those Theragun thingies. Rodriguez punted 81 times in 2022 to finish second in the nation in that category (Iowa's Tory Taylor punted 82 times, getting eight extra punts in the Music City Bowl), the year prior, Rodriguez punted 81 times to lead the nation in that category, one more than Taylor, who at least spread his 80 punts over 14 games. His 81 punts were the most punts in a season by a Lobo since Ben Skaer punted 85 for the Lobos in 2011. He became just the sixth Lobo to ever punt 80 or more times in a season. Bob Ferguson in 1981 has the all-time record with 93 punts.

Both Rodriguez and Taylor are seniors with an extra COVID year available.

Rodriguez, the MW's Second Team punter in 2022, has 196 career punts and a 43.6-yard career average. That average is good for third all-time at UNM, behind Corey Bojorquez (45.2) and Tyson Dyer (44.1). Rodriguez has amassed 8,527 punting yards, and he could become the third Lobo with 10,000 or more punting yards, behind Tyler Gaus (10,865), Ben Skaer (10,858) and Ron Keller (10,737).

Temperature Stat

16

Consecutive losses by UNM in which the game-time temperature was below 40 degrees, the latest loss being against Nevada when the temperature was 37F. The last win was December 22, 2007 in the New Mexico Bowl when UNM beat Nevada 23-0 when it was 34F. The UNLV temperature is slated to be 68F at kickoff.

Birthday Chart

August

Date	Player/Coach	Age
28	Nic Trujillo	19
30	Tavian Combs	20

September

Date	Player/Coach	Age
1	Josh Howes	20
6	Coach Cornelius Williams	36
6	Larry Allen III	23
7	Coach Troy Reffett	56
8	Ja'Shon Lowery	21
9	Vincent Santos	23
9	James Gallegos	22
10	Evan Wysong	19
11	Hunter Sellers	22
11	D'Arco Perkins-McAllister	21
13	Coach David Howes	51
15	Zach Morris	20
19	Trace Bruckler	21
25	Zach Benedict	21
25	Wyatt McClour	20
26	Jared Long	23
28	Damien Sanchez	19
29	Noa Pola-Gates	23
30	Caleb Marra	22
30	Ezra Sexton	19

October

Date	Player/Coach	Age
1	Edward Blacklock	19
2	Avery Burt	24
2	Devon Smith	21
4	Devon Dampier	19
5	Kamron Robinson	23
6	Max Lantzsich	21
6	Luke Drzewiecki	20
9	JC Davis	20
9	Joe Ray Maez	20
10	Isaiah Chavez	22
10	Jayden Wilson	19
12	Austin Ackel	19
15	Lucas Lucero	20
16	Dylan Hopkins	24
18	Coach Bryant Vincent	48
18	Carlos Lovato	21
31	DC Tabscott	22

November

Date	Player/Coach	Age
2	Tyler Kiehne	21
6	Bryce Santana	22
8	Aiden Armenta	19
10	Dimitri Johnson	21
15	Arrison Cole	21
17	DJ Washington	23
17	Sam Telesa	22
19	Dorian Lewis	22
19	Syair Riley	21
23	David Murphy	21
28	Marvin Covington	21

December

Date	Player/Coach	Age
1	Coach Derrick Baker	33
4	Zach Vigil	20
5	Bobby Wooden	22
6	Semaj Sims	22
6	Zach Doyle	21
6	Hunter Wiggins	19
12	Mihalis Santorineous	21
14	Blaine Smith	23
15	Coach Heath Ridenour	43
16	Charles Steinkamp	20

Oldest Lobo: Avery Burt (10/2/1999)

Youngest Lobo: Dereck Moore (8/7/2005)

Rodriguez has forced 78 career fair catches, pinned 51 inside the 20 and he owns 44 punts of 50 or more yards. Rodriguez punted five times against Nevada, which lowered his career average for punts per game to 6.13 per game. That still ranks first among all active punters.

Rank	Player	Div	CL	Pos	Ht	Games*	Punts*	Punt Yds	Punts Per Game
1	Aaron Rodriguez, New Mexico	FBS	Sr.	P	6-0	32	196	8,527	6.13
2	Tory Taylor, Iowa	FBS	Sr.	P	-	43	256	11,797	5.95
3	James Evans, Indiana	FBS	Jr.	P	-	32	180	7,908	5.63
4	Peter Moore, Virginia Tech	FBS	Jr.	P	-	33	181	7,780	5.48
5	Clayton Stewart, Wyoming	FBS	Sr.	P	-	34	183	7,568	5.38
6	Brian Buschini, Nebraska	FBS	Jr.	P	-	20	106	4,594	5.30
7	George Caratan, UConn	FBS	Sr.	P	6-2	24	125	5,267	5.21
8	Paddy Turner, Colorado St.	FBS	Sr.	P	6-5	20	103	4,180	5.15
9	John McConnell, Marshall	FBS	Jr.	P	6-3	21	106	4,302	5.05
10	David Shanahan, Georgia Tech	FBS	Jr.	P	-	32	159	6,803	4.97

Comb Over

In 2024 when Tavian Combs is in his Super Senior COVID year, please check back to these notes where we proclaim that he might go down as one of the all-time greats at UNM. The junior has now played 26 games, so his eligible for the active career leader lists in the NCAA, after recording four tackles against San Jose State, Combs stayed in 13th place on the active list with 7.46 tackles per game. He has missed the last two games.

Rank	Player	Div	CL	Pos	Ht	Games	Solo	Assisted	Total Tackles	Total/Game
1	Jason Henderson, Old Dominion	FBS	Jr.	LB	6-1	32	132	251	383	11.97
2	Jackson Mitchell, UConn	FBS	Sr.	LB	6-2	43	169	237	406	9.44
3	Jason Johnson, UCF	FBS	Sr.	LB	-	22	113	85	198	9.00
4	Donovan Manuel, FIU	FBS	Sr.	LB	6-1	21	95	92	187	8.90
5	Payton Wilson, NC State	FBS	Sr.	LB	6-4	42	174	179	353	8.40
5	Tyrice Knight, UTEP	FBS	Sr.	LB	6-2	42	199	154	353	8.40
7	Matt Salopek, Miami (OH)	FBS	Sr.	LB	6-1	41	191	153	344	8.39
8	Jack Howell, Colorado St.	FBS	Jr.	DB	6-0	30	107	143	250	8.33
9	Easton Gibbs, Wyoming	FBS	Jr.	LB	-	41	173	154	327	7.98
10	Tyler Grubbs, Tulane	FBS	Jr.	LB	6-1	35	136	142	278	7.94
11	Nick Jackson, Iowa	FBS	Sr.	LB	-	54	187	232	419	7.76
12	Danny Stutsman, Oklahoma	FBS	Jr.	LB	6-4	31	124	112	236	7.61
13	Tavian Combs, New Mexico	FBS	Jr.	DB	6-2	26	101	93	194	7.46
14	Cal Haladay, Michigan St.	FBS	Jr.	LB	6-1	37	104	171	275	7.43
15	A.J. Haulcy, Houston	FBS	So.	DB	6-0	20	83	65	148	7.40

Beware George Carter... Beware ...

Tavian Combs is truly a man of the people, but one of the things he would love to do is well, this week its George Carter's job, which is to be a color analyst on TV. To that end, Combs actually got a little practical experience, joining ProView Networks on Thursday night after practice to help provide color commentary of a local high school game in Albuquerque, becoming the first active Lobo Football player to work as a game-day broadcaster for television. Combs will be able to continue his potential new career, as he will be the broadcaster for the Thursday night NMAA game at Nusunda Community Stadium every week during the season. We have confirmed that Combs is the only active FBS football player moonlighting as a color announcer on local high school football.

Hall Call! Mathis To Be Inducted into NFF/College Hall of Fame

Terance Mathis, perhaps the greatest offensive player in the history of Lobo Football, has been bestowed the ultimate honor. Mathis on Monday was named as a part of the National Football Foundation/College Football Hall of Fame Class of 2023. Mathis joins Brian Urlacher as Lobos to be enshrined into the College Football Hall of Fame.

Mathis will be inducted along with a star-studded class on Tuesday, December 5, 2023 at the 65th NFF Annual Awards Dinner at the ARIA Resort & Casino in Las Vegas. The announcement of the 2023 call was made earlier on Monday during ESPN's pre-game coverage of the national championship. The Lobos celebrated Terance's selection into the NFF/College Hall of Fame on September 16 when UNM hosted New Mexico State. Mathis was actually inducted into UNM's Ring of Honor for football when UNM hosted New Mexico State in 2017.

Mathis lettered at UNM from 1985-87 and 1989, playing for Joe Lee Dunn and Mike Sheppard. He finished his career as the first player (and to this point, still the only player over 30 years later) in school history with 250 receptions, 4,000 receiving yards and 6,000 all-purpose yards.

Mathis still holds several school records, including career receptions (263), career receiving yards (4,254), single season receiving yards (1,315), career touchdown receptions (36), single-season touchdown receptions (13) and touchdown receptions in a game (3). Additionally, his five straight 100-yard receiving games still stands as a school record.

In September of 2017, Mathis was honored by UNM as the sixth player to be inducted into the Lobo Football Ring of Honor. "God has truly been good to me. I am truly grateful and humbled by this moment," Mathis said at the time.

It's impossible to look the Lobo record book and not find Mathis' name dotting the various lists. He is second, third and seventh on the single-game receptions list (16 vs. Utah, 14 vs. Arkansas and 12 vs. San Diego State); he is second, third, fourth, eighth, ninth and 10th on the single-game yardage list; second and sixth on the single-season receptions list; first and fourth on the single-season receiving yards list; first, third and eighth on the single-season touchdown receptions list; and first and third in single-season all-purpose yardage. His three kickoff returns for touchdowns in 1989 has been tied, but not broken, at UNM.

Coaching Location Chart

Head Coach - On the sidelines



Danny Gonzales

Offense - In the press box



Joe Scelfo-TE



Byron Bell-GA



Jalen Harvey-PD

Offense - On the sidelines



Bryant Vincent-OC/QB



Cam Blankenship-OL



Cornelius Williams-WR



Heath Ridenour-RB



Brandt Hughes-GA



Brady Vincent-Analyst

Defense - In the press box



Jake Rothschilder-LB



David Howes-S



DeAndre Wright-GA



Dante Caro-Analyst

Defense - On the sidelines



Troy Reffett-DC/CB



Jerome Haywood-DL



Joey Noble-GA

Special Teams - On the sidelines



Jamie Christian

He is the only player in school history to amass 6,000 all-purpose yards, as his 6,691 career all-purpose yards is far and away ahead of DonTrell Moore's second place total. Mathis also owns the single season record for all-purpose yardage with 2,138 in 1989, a season in which he became UNM's first consensus All-America selection.

When his Lobo career ended, Mathis was, at the time, the NCAA leader in career receptions and receiving yards. He was also the only player in NCAA history with 200 receptions, 4,000 receiving yards and 6,000 all-purpose yards at the time.

After his Lobo career was complete, he was drafted by the New York Jets in the sixth round of the 1990 draft, as the 140th selection overall. Used mostly as a kick returner by New York, Mathis spent his first four years with the Jets, catching 93 passes and scoring four touchdowns. However, it was his subsequent move to Atlanta that made Mathis an NFL star. In 1994, his first season with the Falcons, he caught 111 passes for 1,341 yards and 11 touchdowns. He was on to play 13 seasons in the NFL, four for New York, eight for Atlanta and one for the Pittsburgh Steelers, catching 689 passes for 8,809 yards and 63 touchdowns. Overall, he scored 66 NFL touchdowns, including one on a kickoff return and two rushing. He was named All-Pro in 1994 and he played and started in Super Bowl XXXIII, catching a team-high seven passes for 85 yards and a touchdown as Atlanta lost 34-19 to Denver.

Overall, Mathis was UNM's first consensus All-American, earning All-American honors in both 1987 and 1989. He was a three-time First Team All-WAC performer in 1986, 1987 and 1989 and he was named the teams' Reese Hill Offensive MVP in both 1987 and 1989. He and his wife Arnedia have a daughter named Terae and a son Terance, Jr. He also has three other children Sydney, Erik, and Vanessa.

On This Date

November 4 is the 308th day of the year and there are 57 days left in the year. It's a good thing this game is here and not in the Las Vegas Raiders' domed stadium as it's National Play Outside Day (and it's supposed to be a very nice 69 degrees at kickoff). It's also National Bison Day, National Candy Day (which should really be October 31, but whatever) and it's National Chicken Lady Day. Seriously. That's a thing. It's the nickname of Dr. Marthenia Dupree, a community relations manager for a chicken restaurant who was known for her community service.

It's also National Animal Shelter Appreciation Week (www.wmranh.org or www.viva-nm.org) and National Fig Week (which means my wife is excited).

The game on November 4 will be UNM's 15th game ever on this date, and the team is 4-10 in those games. UNM and UNLV have never played on this date.

Res	Date	Opponent	Score	Site
L	11/4/2017	Utah State	L 10-24	Albuquerque, NM
L	11/4/2000	San Diego State	16-17	Albuquerque, NM
L	11/4/1995	San Diego State	29-38	San Diego, CA
L	11/4/1989	San Diego State	28-45	San Diego, CA
W	11/4/1978	Utah	24-12	Salt Lake City, UT
L	11/4/1972	San Jose State	7-14	Albuquerque, NM
L	11/4/1967	Arizona	13-48	Tucson, AZ
W	11/4/1961	Utah	21-16	Albuquerque, NM
L	11/4/1950	Arizona	0-38	Albuquerque, NM
L	11/4/1944	Colorado	0-39	Pueblo, CO
W	11/4/1933	New Mexico Highlands	45-6	Albuquerque, NM
L	11/4/1932	Loyola Marymount	0-52	Los Angeles, CA
W	11/4/1922	West Texas A&M	12-0	Albuquerque, NM
L	11/4/1910	N.M. Military Institute	0-80	Roswell, NM

Plenty of things have happened on November 4 in history. Barack Obama became the first person of biracial or African-American descent to be elected President of the United States, becoming the 44th president (2008), Israeli Prime Minister Yitzhak Rabin was assassinated (1995), Ronald Reagan was elected the 40th President (1980), 90 hostages, 53 of which are Americans are taken hostage in Iran, and they would not be released until the day of President Reagan's inauguration (1979), due to the Oil Crisis, Holland holds "Car-Free Sunday" (1973), Dwight Eisenhower was elected the 34th President (1952), Calvin Coolidge was elected president (1924), archaeologist Howard Carter discovered the entrance to the tomb of King Tut (1922), Scottish physician Sir James Young Simpson discovered chloroform (1847), Mozart's Symphony No. 36 was performed for the first time (1783), the future Mary II of England wedded William, Prince of Orange. They eventually ruled England as William & Mary (1677) and in a confusing beginning of the end to the Tudor Dynasty, Catherine of Aragon met Arthur Tudor. They would later marry, and Arthur would die six months later with the marriage unconsummated, paving the way for Catherine to become the first wife of Arthur's brother, Henry VIII (1501).

Famous people born on November 4 include football player Dez Bryant (Dallas Cowboys, 1988), football player Devin Hester (Chicago Bears, 1982), football player Vince Wilfork (New England, 1981), actor Matthew McConaughey (We Are Marshall/Dallas Buyer's Club, 1969), rapper Sean Combs (Puffy Daddy/P. Diddy/Puffy/Diddy, 1969), baseball player Carlos Baerga (Cleveland Indians, 1968), baseball player Eric Karros (Chicago Cubs, 1967), television host Jeff Probst (Survivor, 1961), comedienne Kathy Griffin (1960), singer Chris Difford (Squeeze, 1954), actress Markie Post (Night Court, 1950), former First Lady Laura Bush (1946), singer Delbert McClinton (1940), actress Loretta Swit (M*A*S*H, 1937), actress Doris Roberts (Everybody Loves Raymond, 1925), actor Art Carney (The Honeymooners, 1918), Ruth Handler, otherwise known as the woman who created the Barbie doll (1916), Walter Cronkite (1916) and actor Will Rogers (1879).

On this day the world lost journalist Andy Rooney (2011), baseball manager Sparky Anderson (Detroit Tigers/Cincinnati Reds, 2010), author Michael Crichton (Jurassic Park, 2008), Cy Young (1958), baseball player Grover Cleveland Alexander (1950) and Chinese Empress Zhang (915).

9/2 AT TEXAS A&M



9/9 TENNESSEE TECH



9/16 NEW MEXICO STATE



9/23 AT UMASS



9/30 AT WYOMING



10/14 SAN JOSE STATE



10/21 HAWAII



10/28 AT NEVADA



11/4 UNLV



11/11 AT BOISE STATE

11/18 FRESNO STATE

11/24 UTAH STATE

QB - #6 Isaiah Chavez

Date	Opponent	C-A-I	Yds	TD	LG	Rush	Yds	TD	LG
Oct 24	at CSU					No Contest			
Oct 31	SJSU					Did Not Play			
Nov 7	at HAW					Did Not Play			
Nov 14	NEV					Did Not Play			
Nov 20	at AFA					Did Not Play			
Nov 26	at USU					Did Not Play			
Dec 5	WYO	5-10-0	55	1	44	7	16	0	10
Dec 12	FS	14-18-0	196	1	49	15	95	1	54
TOTAL		19-28-0	251	2	49	22	111	1	54

2021

Date	Opponent	C-A-I	Yds	TD	LG	Rush	Yds	TD	LG
Sept 2	HBU					Did Not Play			
Sept 11	NMSU					Did Not Play			
Sept 18	at TAMU					Did Not Play			
Sept 25	at UTEP					Did Not Play			
Oct 2	AFA					Did Not Play			
Oct 9	at SDSU					Did Not Play			
Oct 16	CSU	1-1-0	5	0	5	2	-12	0	0
Oct 23	at WYO	10-11-0	112	1	43	16	49	0	19
Nov 6	UNLV	3-3-0	8	1	4	5	23	0	21
Nov 13	at FS	2-7-1	34	0	25	7	14	0	6
Nov 20	at BSU	1-2-0	2	0	2	4	8	0	3
Nov 26	USU					Did Not Play			
TOTAL		17-24-1	161	2	43	34	82	0	21

2022

Date	Opponent	C-A-I	Yds	TD	LG	Rush	Yds	TD	LG
Sept 3	MAINE					Did Not Play			
Sept 9	BSU					Did Not Play			
Sept 17	UTEP					Did Not Play			
Sept 24	at LSU					Did Not Play			
Sept 30	at UNLV					Did Not Play			
Oct 8	WYO					Did Not Play			
Oct 15	at NMSU					Did Not Play			
Oct 22	FS					Did Not Play			
Nov 5	at USU					Did Not Play			
Nov 12	at AFA					Did Not Play			
Nov 18	SDSU					Did Not Play			
Nov 25	at CSU					Did Not Play			
TOTAL		0-0-0	0	0	0	0	0	0	0

2023

Date	Opponent	C-A-I	Yds	TD	LG	Rush	Yds	TD	LG
Sept 2	at TAMU					Did Not Play			
Sept 9	TTU					Did Not Play			
Sept 16	NMSU					Did Not Play			
Sept 23	at UMass					Did Not Play			
Sept 30	at WYO					Did Not Play			
Oct 14	SJSU					Did Not Play			
Oct 21	HAW					Did Not Play			
Oct 28	at NEV					Did Not Play			
Nov 4	UNLV								
Nov 11	at BSU								
Nov 18	at FS								
Nov 24	USU								
TOTAL		0-0-0	0	0	0	0	0	0	0
CAREER		36-52-1	412	4	49	56	193	1	54

QB - #7 DC Tabscott

Date	Opponent	C-A-I	Yds	TD	LG	Rush	Yds	TD	LG
Sept 2	at TAMU	1-4-0	16	0	16	0	0	0	0
Sept 9	TTU	0-1-1	0	0	0	0	0	0	0
Sept 16	NMSU					Did Not Play			
Sept 23	at UMass					Did Not Play			
Sept 30	at WYO	0-0-0	0	0	0	1	5	0	5
Oct 14	SJSU					Did Not Play			
Oct 21	HAW					Did Not Play			
Oct 28	at NEV					Did Not Play			
Nov 4	UNLV								
Nov 11	at BSU								
Nov 18	at FS								
Nov 24	USU								
TOTAL		1-5-1	16	0	16	1	5	0	5

QB - #10 Dylan Hopkins

Date	Opponent	C-A-I	Yds	TD	LG	Rush	Yds	TD	LG
Aug 29	ALSU					Did Not Play			
Sept 7	at AKRON	0-0-0	0	0	0	0	0	0	0
Sept 21	USA	0-1-1	0	0	0	3	14	0	5
Sept 28	at WKU					Did Not Play			
Oct 5	RICE	0-1-0	0	0	0	6	28	0	19
Oct 12	at UTSA	0-0-0	0	0	0	1	0	0	0
Oct 19	ODU					Did Not Play			
Nov 2	at TENN	3-8-0	38	1	15	2	6	0	6
Nov 9	at SOMISS	15-25-2	103	0	30	11	-23	0	2
Nov 16	UTEP	5-10-0	96	0	45	14	163	1	78
Nov 23	LATECH	11-21-1	185	1	48	12	35	0	10
Nov 30	at UNT	6-12-0	99	0	36	11	12	0	11
Dec 7	at FAU	4-7-1	42	0	14	4	-18	0	2
Dec 21	vs APPST					Did Not Play			
TOTAL		44-85-5	563	3	48	64	217	1	78

2021 (UAB)

Date	Opponent	C-A-I	Yds	TD	LG	Rush	Yds	TD	LG
Sept 1	JSU	2-2-0	51	1	42	0	0	0	0
Sept 11	at UGA	2-3-0	8	0	8	7	-5	0	8
Sept 18	at UNT	6-7-0	202	3	61	6	2	0	5
Sept 25	at TUL	19-27-1	240	3	65	8	8	0	18
Oct 2	LIB	12-26-1	152	0	53	10	-9	0	6
Oct 9	FAU	13-24-0	173	2	26	7	32	1	16
Oct 16	at SOMISS	8-13-0	147	1	34	2	13	1	10
Oct 23	RICE	19-31-1	318	1	72	6	-9	0	7
Nov 6	LATECH	12-19-1	182	0	63	8	7	1	16
Nov 13	at MARSH	13-18-0	250	0	64	11	-26	1	10
Nov 20	at UTSA	15-22-1	254	2	74	9	36	1	27
Nov 26	UTEP	15-20-1	108	2	20	6	-25	0	2
Dec 18	vs BYU	19-23-1	189	3	32	5	-5	0	5
TOTAL		155-235-7	2,274	18	74	85	19	5	18

2022 (UAB)

Date	Opponent	C-A-I	Yds	TD	LG	Rush	Yds	TD	LG
Sept 1	AA&M	13-18-0	191	1	31	2	-6	1	4
Sept 10	at LIB	10-15-0	114	0	56	6	-27	0	2
Sept 17	GASO	12-19-0	125	1	36	2	21	0	17
Oct 1	at RICE	15-21-1	231	2	71	8	-26	0	9
Oct 8	MTSU	17-27-0	278	1	68	5	52	0	34
Oct 15	CHA	15-23-1	231	1	64	10	103	1	61
Oct 21	at WKU	2-2-0	63	1	59	2	2	0	5
Oct 29	at FAU					Did Not Play			
Nov 5	UTSA					Did Not Play			
Nov 12	UNT	15-23-0	227	1	75	5	1	0	4
Nov 19	at LSU	14-29-0	158	0	27	2	-6	0	0
Nov 26	at LATECH	7-14-1	91	1	74	2	-1	0	5
Dec 26	vs. MIA-OH	16-24-0	204	1	49	4	7	0	3
TOTAL		136-215-4	1,913	10	75	48	120	2	61

2023

Date	Opponent	C-A-I	Yds	TD	LG	Rush	Yds	TD	LG
Sept 2	at TAMU	15-24-1	115	0	22	3	0	0	13
Sept 9	TTU	13-17-1	273	4	78	3	9	0	5
Sept 16	NMSU	20-39-0	247	1	41	4	16	0	17
Sept 23	at UMass	9-17-0	192	1	55	8	14	1	19
Sept 30	at WYO	14-30-1	151	1	20	6	36	0	48
Oct 14	SJSU	13-24-1	187	0	41	9	19	0	8
Oct 21	HAW	20-25-0	202	3	28	3	6	0	9
Oct 28	at NEV	18-34-3	271	1	59	3	6	0	6
Nov 4	UNLV								
Nov 11	at BSU								
Nov 18	at FS								
Nov 24	USU								
TOTAL		122-210-7	1,638	11	78	39	106	1	48
UAB TOTAL		335-536-16	4,750	31	75	197	356	8	78
CAREER		447-744-23	6,388	42	78	236	462	9	78

QB - #12 Justin Holaday

Date	Opponent	C-A-I	Yds	TD	LG	Rush	Yds	TD	LG
Sept 3	MAINE					Did Not Play			
Sept 9	BSU					Did Not Play			
Sept 17	UTEP					Did Not Play			
Sept 24	at LSU					Did Not Play			
Sept 30	at UNLV					Did Not Play			
Oct 8	WYO	1-4-1	15	0	15	6	28	1	15
Oct 15	at NMSU	0-0-0	0	0	0	1	1	0	1
Oct 22	FS	8-16-0	37	0	15	11	39	0	35
Nov 5	at USU	7-18-0	42	0	18	20	63	0	23
Nov 12	at AFA	10-21-0	128	0	31	12	4	0	17
Nov 18	SDSU					Did Not Play			
Nov 25	at CSU					Did Not Play			
TOTAL		26-59-1	222	0	31	50	135	1	35

2023

Date	Opponent	C-A-I	Yds	TD	LG	Rush	Yds	TD	LG
Sept 2	at TAMU					Did Not Play			
Sept 9	TTU	0-0-0	0	0	0	0	0	0	0
Sept 16	NMSU	0-0-0	0	0	0	1	0	0	0
Sept 23	at UMass					Did Not Play			
Sept 30	at WYO					Did Not Play			
Oct 14	SJSU					Did Not Play			
Oct 21	HAW					Did Not Play			
Oct 28	at NEV					Did Not Play			
Nov 4	UNLV								
Nov 11	at BSU								
Nov 18	at FS								
Nov 24	USU								
TOTAL		0-0-0	0	0	0	1	0	0	0
CAREER		26-59-1	222	0	31	51	135	1	35

QB - #13 Devon Dampier

Date	Opponent	C-A-I	Yds	TD	LG	Rush	Yds	TD	LG
------	----------	-------	-----	----	----	------	-----	----	----

RB - #2 Andrew Henry **2021 (ULM)**

Date	Opponent	Rush	Yds	TD	LG	Rec	Yds	TD	LG
Sept 4	at UK	8	9	0	3	0	0	0	0
Sept 18	JACKSON ST	9	52	0	19	1	1	0	1
Sept 25	TROY	19	108	1	40	2	12	0	10
Oct 2	at COASTAL	6	15	0	5	1	3	0	3
Oct 9	GA ST	9	19	0	8	0	0	0	0
Oct 16	LIBERTY	15	80	1	40	2	23	1	12
Oct 23	USA	18	88	1	20	1	17	0	17
Oct 30	at APP ST	15	26	0	8	1	2	0	2
Nov 6	at TEXAS ST	23	82	1	8	5	25	0	9
Nov 13	ARKST								
Nov 20	at LSU	5	11	0	5	0	0	0	0
Nov 27	at ULL	4	-5	0	1	1	5	0	5
TOTAL		131	485	4	40	14	88	1	17

2022 (ULM)

Date	Opponent	Rush	Yds	TD	LG	Rec	Yds	TD	LG
Sept 3	at TEX	10	17	0	7	0	0	0	0
Sept 10	NICHOLLS	5	25	1	12	0	0	0	0
Sept 17	at ALA	3	3	0	2	0	0	0	0
Sept 24	ULL	11	123	1	75	0	0	0	0
Oct 1	at ARKST	5	13	0	7	1	0	0	0
Oct 8	COASTAL	9	41	0	12	1	3	0	3
Oct 15	at USA	4	15	0	6	0	0	0	0
Oct 22	at ARMY	5	17	1	10	1	4	0	4
Nov 5	TEXAS ST	5	12	0	4	3	37	0	29
Nov 12	at GA ST	6	14	1	8	1	7	0	7
Nov 19	at TROY	3	3	0	2	3	18	0	7
Nov 26	SOMISS	9	39	0	13	1	23	1	23
TOTAL		75	322	4	75	11	92	1	29

2023

Date	Opponent	Rush	Yds	TD	LG	Rec	Yds	TD	LG
Sept 2	at TAMU								
Sept 9	TTU	3	34	0	24	0	0	0	0
Sept 16	NMSU								
Sept 23	at UMASS	2	1	0	3	0	0	0	0
Sept 30	at WYO	1	6	0	6	0	0	0	0
Oct 14	SJSU								
Oct 21	HAW	13	112	1	33	3	27	0	11
Oct 28	at NEV	5	18	0	17	0	0	0	0
Nov 4	UNLV								
Nov 11	at BSU								
Nov 18	at FS								
Nov 24	USU								
TOTAL		24	171	1	24	3	27	0	11
ULM CAREER (23 GMS)		206	807	8	75	25	180	2	29
OVERALL CAREER		230	978	9	75	28	207	2	29

RB - #5 Jacory Croskey-Merritt **2019 (ALABAMA STATE)**

Date	Opponent	Rush	Yds	TD	LG	Rec	Yds	TD	LG
Aug 29	at UAB								
Sept 7	TUSKEGEE								
Sept 14	KENN. ST.								
Sept 21	GRAMBLING	10	11	1	4	1	27	0	27
Oct 5	ALCORN STATE	14	22	0	9	0	0	0	0
Oct 12	at JACKSON ST	19	69	0	18	0	0	0	0
Oct 26	vs. ALA A&M								
Nov 2	at MVSU								
Nov 9	at TXSO	2	6	1	3	1	49	0	49
Nov 16	at FLORIDA ST								
Nov 28	PV A&M								
TOTAL		45	108	2	18	2	76	0	49

2020 (ALABAMA ST)

Date	Opponent	Rush	Yds	TD	LG	Rec	Yds	TD	LG
Feb 26	SOUTHERN	7	65	1	14	1	5	0	5
Mar 20	JACKSON ST	2	8	0	8	1	-1	0	0
Apr 3	SCSTATE	7	24	0	7	1	3	0	3
Apr 10	MVSU	6	20	0	9	1	14	0	14
Apr 17	vs. ALA A&M	11	47	1	14	0	0	0	0
TOTAL		43	164	2	14	4	21	0	14

2021 (ALABAMA ST)

Date	Opponent	Rush	Yds	TD	LG	Rec	Yds	TD	LG
Sept 4	MILES	12	22	1	14	1	15	0	15
Sept 11	at AUBURN	10	17	0	6	1	15	0	15
Sept 25	BCC	15	43	2	9	1	7	0	7
Oct 2	at FL A&M	6	15	0	9	0	0	0	0
Oct 9	ARK-PB	16	45	0	14	1	0	0	0
Oct 16	at JACKSON ST	5	1	0	1	0	0	0	0
Oct 30	vs. ALA A&M	6	10	0	5	1	-1	0	0
Nov 6	at PVA&M	8	29	0	8	1	7	0	7
Nov 13	at MVSU	9	69	0	45	1	8	0	8
Nov 20	TEXAS SO	14	106	0	43	0	0	0	0
Nov 25	TUSKEGEE	19	65	2	11	3	20	1	9
TOTAL		120	422	5	45	10	71	1	15

2022 (ALABAMA ST)

Date	Opponent	Rush	Yds	TD	LG	Rec	Yds	TD	LG
Aug 27	vs. HOWARD	15	55	1	21	3	48	0	18
Sept 3	MILES	9	12	0	8	1	4	0	4
Sept 10	at UCLA	8	20	0	9	1	5	0	5
Sept 24	PVA&M	17	143	0	31	0	0	0	0
Oct 1	at TEXAS SO	11	19	0	6	1	-2	0	0
Oct 8	JACKSON ST	6	9	0	14	0	0	0	0
Oct 15	MVSU	11	39	0	18	0	0	0	0
Oct 29	vs. ALA A&M	7	17	1	6	2	7	0	6
Nov 5	at BCC	10	45	0	19	2	47	0	30
Nov 12	FL A&M	9	20	0	12	1	11	0	11
Nov 24	ARK-PB	17	91	2	50	2	47	0	13
TOTAL		120	470	4	50	13	167	0	30

2023

Date	Opponent	Rush	Yds	TD	LG	Rec	Yds	TD	LG
Sept 2	at TAMU	11	50	1	27	0	0	0	0
Sept 9	TTU	12	162	3	55	0	0	0	0
Sept 16	NMSU	16	83	1	19	1	31	0	31
Sept 23	at UMASS	9	33	2	21	1	17	0	17
Sept 30	at WYO	15	103	0	22	2	15	0	9
Oct 14	SJSU	17	68	2	16	0	0	0	0
Oct 21	HAW	10	46	2	14	0	0	0	0
Oct 28	at NEV	11	44	1	12	1	-2	0	0
Nov 4	UNLV								
Nov 11	at BSU								
Nov 18	at FS								
Nov 24	USU								
TOTAL		101	589	12	55	5	61	0	31
ALAST CAREER (31 GMS)		328	1,164	13	50	29	335	1	49
OVERALL CAREER		429	1,753	25	55	34	396	1	49

RB - #9 Sherod White

2022

Date	Opponent	Rush	Yds	TD	LG	Rec	Yds	TD	LG
Sept 3	MAINE	13	58	2	22	2	25	0	20
Sept 9	BSU	2	22	0	21	0	0	0	0
Sept 17	UTEP	8	21	1	17	2	35	0	27
Sept 24	at LSU	3	9	0	5	0	0	0	0
Sept 30	at UNLV	5	21	0	9	1	2	0	2
Oct 8	WYO								
Oct 15	at NMSU	1	1	0	1	1	9	0	9
Oct 22	FS	1	-5	0	0	1	4	0	4
Nov 5	at USU								
Nov 12	at AFA	1	1	0	1	0	0	0	0
Nov 18	SDSU	2	2	0	4	0	0	0	0
Nov 25	at CSU	4	12	0	9	2	5	0	4
TOTAL		40	142	3	22	9	80	0	20

2023

Date	Opponent	Rush	Yds	TD	LG	Rec	Yds	TD	LG
Sept 2	at TAMU	3	12	0	9	0	0	0	0
Sept 9	TTU	7	25	0	9	0	0	0	0
Sept 16	NMSU	2	11	0	7	1	13	0	13
Sept 23	at UMASS	14	69	1	12	0	0	0	0
Sept 30	at WYO	1	3	0	3	0	0	0	0
Oct 14	SJSU	3	12	0	8	2	3	0	2
Oct 21	HAW								
Oct 28	at NEV								
Nov 4	UNLV								
Nov 11	at BSU								
Nov 18	at FS								
Nov 24	USU								
TOTAL		30	132	1	12	3	16	0	13
CAREER		70	274	4	22	12	96	0	20

RB - #21 Dorian Lewis

2023

Date	Opponent	Rush	Yds	TD	LG	Rec	Yds	TD	LG
Sept 2	at TAMU	5	19	0	9	0	0	0	0
Sept 9	TTU	5	47	0	23	0	0	0	0
Sept 16	NMSU	9	44	0	19	2	10	0	8
Sept 23	at UMASS	4	12	0	8	0	0	0	0
Sept 30	at WYO	1	1	0	0	0	0	0	0
Oct 14	SJSU								
Oct 21	HAW								
Oct 28	at NEV								
Nov 4	UNLV								
Nov 11	at BSU								
Nov 18	at FS								
Nov 24	USU								
TOTAL		24	123	0	32	2	10	0	8

RB - #22 Christian Washington

2022

Date	Opponent	Rush	Yds	TD	LG	Rec	Yds	TD	LG
Sept 3	MAINE	8	21	0	6	1	27	0	27
Sept 9	BSU	0	0	0	0	0	0	0	0
Sept 17	UTEP	6	57	0	30	0	0	0	0
Sept 24	at LSU	2	13	0	8	0	0	0	0
Sept 30	at UNLV	3	7	0	4	1	5	0	5
Oct 8	WYO	Did Not Play							
Oct 15	at NMSU	14	64	0	10	9	48	0	13
Oct 22	FS	7	18	0	11	0	0	0	0
Nov 5	at USU	Did Not Play							
Nov 12	at AFA	7	24	0	7	0	0	0	0
Nov 18	SDSU	8	18	0	9	1	1	0	1
Nov 25	at CSU	18	88	0	14	0	0	0	0
TOTAL		73	310	0	30	12	81	0	27

WR - #0 DJ Washington

Date	Opponent	Rush	Yds	TD	LG	Rec	Yds	TD	LG
Sept 2	at TAMU	0	0	0	0	4	42	0	21
Sept 9	TTU	0	0	0	0	2	13	1	16
Sept 16	NMSU	0	0	0	0	2	16	0	20
Sept 23	at UMSS	0	0	0	0	0	0	0	0
Sept 30	at WYO	0	0	0	0	2	17	1	11
Oct 14	SJSU	0	0	0	0	3	60	1	21
Oct 21	HAW	0	0	0	0	4	34	0	11
Oct 28	at NEV	0	0	0	0	4	64	0	35
Nov 4	UNLV								
Nov 11	at BSU								
Nov 18	at FS								
Nov 24	USU								
TOTAL		0	0	0	0	21	246	3	35

WR - #3 Jace Taylor

Date	Opponent	Rush	Yds	TD	LG	Rec	Yds	TD	LG
Oct 24	at CSU				No Contest				
Oct 31	SJSU	0	0	0	0	0	0	0	0
Nov 7	at HAW	0	0	0	0	0	0	0	0
Nov 14	NEV	0	0	0	0	0	0	0	0
Nov 20	at AFA	0	0	0	0	0	0	0	0
Nov 26	at USU	0	0	0	0	0	0	0	0
Dec 5	WYO	0	0	0	0	0	0	0	0
Dec 12	FS	0	0	0	0	0	0	0	0
TOTAL		0	0	0	0	0	0	0	0

2021

Date	Opponent	Rush	Yds	TD	LG	Rec	Yds	TD	LG
Sept.2	HBU	0	0	0	0	0	0	0	0
Sept. 11	NMSU	0	0	0	0	0	0	0	0
Sept. 18	at TAMU	0	0	0	0	0	0	0	0
Sept. 25	at UTEP	0	0	0	0	1	17	0	17
Oct. 2	AFA	0	0	0	0	0	0	0	0
Oct. 9	at SDSU	0	0	0	0	1	3	0	3
Oct. 16	CSU	0	0	0	0	0	0	0	0
Oct. 23	at WYO	0	0	0	0	0	0	0	0
Nov. 6	UNLV	0	0	0	0	0	0	0	0
Nov. 13	at FS	0	0	0	0	0	0	0	0
Nov. 20	at BSU	0	0	0	0	0	0	0	0
Nov. 26	USU	0	0	0	0	0	0	0	0
TOTAL		0	0	0	0	2	20	0	17

2022

Date	Opponent	Rush	Yds	TD	LG	Rec	Yds	TD	LG
Sept. 3	MAINE	0	0	0	0	0	0	0	0
Sept 9	BSU				Did Not Play				
Sept 17	UTEP				Did Not Play				
Sept 24	at LSU				Did Not Play				
Sept 30	at UNLV	0	0	0	0	0	0	0	0
Oct 8	WYO	0	0	0	0	0	0	0	0
Oct 15	at NMSU	0	0	0	0	0	0	0	0
Oct 22	FS				Did Not Play				
Nov 5	at USU	0	0	0	0	0	0	0	0
Nov 12	at AFA	0	0	0	0	0	0	0	0
Nov 18	SDSU	0	0	0	0	0	0	0	0
Nov 25	at CSU	0	0	0	0	0	0	0	0
TOTAL		0	0	0	0	0	0	0	0

2023

Date	Opponent	Rush	Yds	TD	LG	Rec	Yds	TD	LG
Sept 2	at TAMU				Did Not Play				
Sept 9	TTU				Did Not Play				
Sept 16	NMSU				Did Not Play				
Sept 23	at UMSS				Did Not Play				
Sept 30	at WYO				Did Not Play				
Oct 14	SJSU				Did Not Play				
Oct 21	HAW				Did Not Play				
Oct 28	at NEV				Did Not Play				
Nov 4	UNLV				Did Not Play				
Nov 11	at BSU								
Nov 18	at FS								
Nov 24	USU								
TOTAL		0	0	0	0	2	20	0	17

WR - #4 Caleb Medford

Date	Opponent	Rush	Yds	TD	LG	Rec	Yds	TD	LG
Sept 4	DUQU	0	0	0	0	0	0	0	0
Sept 11	CAL				Did Not Play				
Sept 25	SMU				Did Not Play				
Oct 2	TEX				Did Not Play				
Oct 9	at TTU				Did Not Play				
Oct 16	at OKLA				Did Not Play				
Oct 23	WVU				Did Not Play				
Oct 30	at KSTATE	0	0	0	0	0	0	0	0
Nov 6	BAY	0	0	0	0	0	0	0	0
Nov 13	at OKSTATE				Did Not Play				
Nov 20	KAN	0	0	0	0	0	0	0	0
Nov 26	at IOWA ST	0	0	0	0	0	0	0	0
TOTAL		0	0	0	0	0	0	0	0

2022 (TCU)

Date	Opponent	Rush	Yds	TD	LG	Rec	Yds	TD	LG
Sept 2	at CU				Did Not Play				
Sept 10	TARLETON ST	0	0	0	0	0	0	0	0
Sept 24	at SMU				Did Not Play				
Oct 1	OKLA				Did Not Play				
Oct 8	at KAN				Did Not Play				
Oct 15	OKST				Did Not Play				
Oct 22	KSTATE				Did Not Play				
Oct 29	at WVU				Did Not Play				
Nov 5	TTU				Did Not Play				
Nov 12	at TEX				Did Not Play				
Nov 19	at BAY				Did Not Play				
Nov 26	IOWA ST				Did Not Play				
Dec 3	vs. KSU				Did Not Play				
Dec 31	vs. MICH				Did Not Play				
Jan 9	vs UGA				Did Not Play				
TOTAL		0	0	0	0	0	0	0	0

2023

Date	Opponent	Rush	Yds	TD	LG	Rec	Yds	TD	LG
Sept 2	at TAMU	0	0	0	0	0	0	0	0
Sept 9	TTU	0	0	0	0	1	49	0	49
Sept 16	NMSU	0	0	0	0	1	11	0	11
Sept 23	at UMSS	0	0	0	0	3	82	1	55
Sept 30	at WYO	0	0	0	0	3	45	0	20
Oct 14	SJSU	0	0	0	0	3	41	0	19
Oct 21	HAW	0	0	0	0	2	13	0	7
Oct 28	at NEV	0	0	0	0	3	16	0	9
Nov 4	UNLV								
Nov 11	at BSU								
Nov 18	at FS								
Nov 24	USU								
TOTAL		0	0	0	0	16	257	1	55
TCU CAREER (5 gms)		0	0	0	0	0	0	0	0
CAREER		0	0	0	0	16	257	1	55

WR - #6 Ryan Davis

Date	Opponent	Rush	Yds	TD	LG	Rec	Yds	TD	LG
Aug 29	ALA ST				Did Not Play				
Sept 7	at AKRON				Did Not Play				
Sept 21	SAU	0	0	0	0	0	0	0	0
Sept 28	at WKU				Did Not Play				
Oct 5	RICE				Did Not Play				
Oct 12	at UTSA				Did Not Play				
Oct 19	ODU				Did Not Play				
Nov 2	at TENN				Did Not Play				
Nov 9	at SOMISS				Did Not Play				
Nov 16	UTEP				Did Not Play				
Nov 23	LATECH				Did Not Play				
Nov 30	at UNT	0	0	0	0	0	0	0	0
Dec 7	at FAU				Did Not Play				
Dec 21	vs. APP ST				Did Not Play				
TOTAL		0	0	0	0	0	0	0	0

2020 (UAB)

Date	Opponent	Rush	Yds	TD	LG	Rec	Yds	TD	LG
Sep 3	UCA				Did Not Play				
Sept 10	at MIAMI (FL)	0	0	0	0	0	0	0	0
Sept 24	at USA	0	0	0	0	1	11	0	11
Oct 3	UTSA	0	0	0	0	0	0	0	0
Oct 17	WKU	0	0	0	0	0	0	0	0
Oct 23	ULL	0	0	0	0	2	34	0	28
Oct 31	at LATECH	0	0	0	0	0	0	0	0
Dec 12	at RICE				Did Not Play				
Dec 18	at MARSH				Did Not Play				
TOTAL		0	0	0	0	3	45	0	28

2021 (UAB)

Date	Opponent	Rush	Yds	TD	LG	Rec	Yds	TD	LG
Sept 1	JAX ST	0	0	0	0	3	51	0	30
Sept 11	at UGA	0	0	0	0	2	14	0	8
Sept 18	at UNT	0	0	0	0	1	11	0	11
Sept 25	at TULANE	0	0	0	0	2	18	0	10
Oct 2	LIBERTY				Did Not Play				
Oct 9	FAU				Did Not Play				
Oct 16	at SOMISS				Did Not Play				
Oct 23	RICE				Did Not Play				
Nov 6	LATECH	0	0	0	0	0	0	0	0
Nov 13	at MARSH	0	0	0	0	2	17	0	9
Nov 20	at UTSA	0	0	0	0	0	0	0	0
Nov 26	UTEP	0	0	0	0	0	0	0	0
Dec 18	vs BYU	0	0	0	0	3	50	0	32
TOTAL		0	0	0	0	13	161	0	32

2022 (UAB)

Date	Opponent	Rush	Yds	TD	LG	Rec	Yds	TD	LG
Sept 1	ALA A&M	0	0	0	0	0	0	0	0
Sept 10	at LIBERTY	0	0	0	0	3	19	0	8
Sept 17	GASO	0	0	0	0	1	36	0	36
Oct 1	at RICE	0	0	0	0	2	19	0	11
Oct 8	MTSU	Did Not Play							
Oct 15	CHARLOTTE	Did Not Play							
Oct 21	at WKU	Did Not Play							
Oct 29	at FAU	Did Not Play							
Nov 5	UTSA	Did Not Play							
Nov 12	UNT	Did Not Play							
Nov 19	at LSU	Did Not Play							
Nov 26	at LATECH	Did Not Play							
Dec 16	vs. MIAMI (OH)	0	0	0	0	0	0	0	0
TOTAL		0	0	0	0	6	74	0	36

2020 (ALABAMA ST)

Date	Opponent	Rush	Yds	TD	LG	Rec	Yds	TD	LG
Feb 26	SOUTHERN	0	0	0	0	1	32	1	32
Mar 20	JACKSON ST	0	0	0	0	4	63	1	35
Apr 3	SCSTATE	0	0	0	0	3	46	0	20
Apr 10	MVSU	0	0	0	0	5	93	1	29
Apr 17	vs. ALA A&M	Did Not Play							
TOTAL		0	0	0	0	13	234	3	35

2021 (ALABAMA ST)

Date	Opponent	Rush	Yds	TD	LG	Rec	Yds	TD	LG
Sep 4	MILES	0	0	0	0	8	92	0	27
Sep 11	at AUBURN	0	0	0	0	4	46	0	22
Sep 25	BCC	0	0	0	0	7	100	1	31
Oct 2	at FL A&M	1	19	0	19	0	0	0	0
Oct 9	ARK-PB	0	0	0	0	6	112	2	51
Oct 16	at JACKSON ST	0	0	0	0	3	30	1	17
Oct 30	vs. ALA A&M	0	0	0	0	10	116	0	32
Nov 6	at PVA&M	Did Not Play							
Nov 13	at MVSU	Did Not Play							
Nov 20	TEXAS SO	0	0	0	0	3	54	0	24
Nov 25	TUSKEGEE	0	0	0	0	3	13	0	12
TOTAL		1	19	0	19	44	563	4	51

2022 (ALABAMA ST)

Date	Opponent	Rush	Yds	TD	LG	Rec	Yds	TD	LG
Aug 27	vs. HOWARD	0	0	0	0	2	13	0	13
Sep 3	MILES	0	0	0	0	1	6	0	6
Sep 10	at UCLA	0	0	0	0	4	36	1	21
Sep 24	PVA&M	0	0	0	0	3	37	0	29
Oct 1	at TEXAS SO	0	0	0	0	1	1	0	12
Oct 8	JACKSON ST	1	-2	0	0	6	42	0	21
Oct 15	MVSU	0	0	0	0	5	92	1	36
Oct 29	at ALA A&M	0	0	0	0	2	24	1	23
Nov 5	at BCC	1	2	0	2	5	68	1	32
Nov 12	FL A&M	0	0	0	0	1	7	0	7
Nov 24	ARK-PB	0	0	0	0	1	27	0	27
TOTAL		2	0	0	2	31	364	4	36

2023

Date	Opponent	Rush	Yds	TD	LG	Rec	Yds	TD	LG
Sep 2	at TAMU	0	0	0	0	6	42	0	22
Sep 9	TTU	Did Not Play							
Sep 16	NMSU	0	0	0	0	5	45	0	15
Sep 23	at UMSS	1	7	0	7	0	0	0	0
Sep 30	at WYO	0	0	0	0	6	49	2	17
Oct 14	SJSU	0	0	0	0	2	22	0	19
Oct 21	HAW	1	3	0	3	3	62	2	28
Oct 28	at NEV	0	0	0	0	4	116	1	59
Nov 4	UNLV								
Nov 11	at BSU								
Nov 18	at FS								
Nov 24	USU								
TOTAL		2	10	0	7	26	336	5	59
UAB CAREER (40 GMS)		6	26	0	19	97	1211	11	51
CAREER		8	36	0	19	123	1547	16	59

WR - #11 Andrew Erickson

Date	Opponent	Rush	Yds	TD	LG	Rec	Yds	TD	LG
Oct 24	at CSU	No Contest							
Oct 31	SJSU	0	0	0	0	3	72	1	46
Nov 7	at HAW	0	0	0	0	2	27	0	20
Nov 14	NEV	0	0	0	0	2	49	0	42
Nov 20	at AFA	0	0	0	0	4	47	0	14
Nov 26	at USU	0	0	0	0	5	55	1	28
Dec 5	WYO	0	0	0	0	1	14	0	14
Dec 12	FS	0	0	0	0	1	6	0	6
TOTAL		0	0	0	0	18	270	2	46

2021

Date	Opponent	Rush	Yds	TD	LG	Rec	Yds	TD	LG
Sep 2	HBU	0	0	0	0	3	5	0	9
Sep 11	NMSU	0	0	0	0	5	75	1	22
Sep 18	at TAMU	0	0	0	0	0	0	0	0
Sep 25	at UTEP	0	0	0	0	0	0	0	0
Oct 2	AFA	0	0	0	0	0	0	0	0
Oct 9	at SDSU	0	0	0	0	1	26	0	26
Oct 16	CSU	0	0	0	0	3	24	0	12
Oct 23	at WYO	0	0	0	0	0	0	0	0
Nov 6	UNLV	1	0	0	0	0	0	0	0
Nov 13	at FS	0	0	0	0	0	0	0	0
Nov 20	at BSU	0	0	0	0	0	0	0	0
Nov 26	USU	0	0	0	0	1	8	0	8
TOTAL		1	0	0	0	13	138	1	26

2022

Date	Opponent	Rush	Yds	TD	LG	Rec	Yds	TD	LG
Sep 3	MAINE	0	0	0	0	0	0	0	0
Sep 9	BSU	0	0	0	0	0	0	0	0
Sep 17	UTEP	0	0	0	0	1	9	0	9
Sep 24	at LSU	0	0	0	0	0	0	0	0
Sep 30	at UNLV	0	0	0	0	0	0	0	0
Oct 8	WYO	0	0	0	0	2	46	0	31
Oct 15	at NMSU	0	0	0	0	2	12	0	9
Oct 22	FS	0	0	0	0	1	14	0	14
Nov 5	at USU	0	0	0	0	1	5	0	5
Nov 12	at AFA	0	0	0	0	1	9	0	9
Nov 18	SDSU	0	0	0	0	0	0	0	0
Nov 25	at CSU	1	7	0	7	4	15	0	5
TOTAL		1	7	0	7	12	110	0	31

2023

Date	Opponent	Rush	Yds	TD	LG	Rec	Yds	TD	LG
Sep 2	at TAMU	0	0	0	0	2	12	0	7
Sep 9	TTU	0	0	0	0	3	29	0	12
Sep 16	NMSU	0	0	0	0	3	38	1	26
Sep 23	at UMSS	0	0	0	0	2	61	0	52
Sep 30	at WYO	0	0	0	0	0	0	0	0
Oct 14	SJSU	Did Not Play							
Oct 21	HAW	0	0	0	0	2	31	0	25
Oct 28	at NEV	0	0	0	0	3	30	0	18
Nov 4	UNLV								
Nov 11	at BSU								
Nov 18	at FS								
Nov 24	USU								
TOTAL		0	0	0	0	15	201	1	52
CAREER		2	7	0	7	58	719	4	52

WR - #14 Duece Jones (Played DB in 2021)

2022

Date	Opponent	Rush	Yds	TD	LG	Rec	Yds	TD	LG
Sep 3	MAINE	0	0	0	0	0	0	0	0
Sep 9	BSU	0	0	0	0	0	0	0	0
Sep 17	UTEP	0	0	0	0	0	0	0	0
Sep 24	at LSU	0	0	0	0	0	0	0	0
Sep 30	at UNLV	0	0	0	0	0	0	0	0
Oct 8	WYO	0	0	0	0	0	0	0	0
Oct 15	at NMSU	0	0	0	0	0	0	0	0
Oct 22	FS	0	0	0	0	1	15	0	15
Nov 5	at USU	0	0	0	0	0	0	0	0
Nov 12	at AFA	0	0	0	0	3	49	0	26
Nov 18	SDSU	0	0	0	0	0	0	0	0
Nov 25	at CSU	0	0	0	0	1	9	0	9
TOTAL		0	0	0	0	5	73	0	26

2023

Date	Opponent	Rush	Yds	TD	LG	Rec	Yds	TD	LG
Sep 2	at TAMU	0	0	0	0	1	16	0	16
Sep 9	TTU	0	0	0	0	1	78	1	78
Sep 16	NMSU	0	0	0	0	3	31	0	11
Sep 23	at UMSS	0	0	0	0	1	34	0	34
Sep 30	at WYO	0	0	0	0	1	7	0	7
Oct 14	SJSU	0	0	0	0	0	0	0	0
Oct 21	HAW	0	0	0	0	0	0	0	0
Oct 28	at NEV	0	0	0	0	1	28	0	28
Nov 4	UNLV								
Nov 11	at BSU								
Nov 18	at FS								
Nov 24	USU								
TOTAL		0	0	0	0	8	194	1	78
CAREER		0	0	0	0	13	267	1	78

WR - #15 Luke Wysong

2021

Date	Opponent	Rush	Yds	TD	LG	Rec	Yds	TD	LG
Sep 2	HBU	0	0	0	0	7	46	0	22
Sep 11	NMSU	4	19	0	11	3	24	0	14
Sep 18	at TAMU	6	20	0	6	1	4	0	4
Sep 25	at UTEP	1	9	0	9	3	27	0	28
Oct 2	AFA	0	0	0	0	3	70	0	37
Oct 9	at SDSU	0	0	0	0	4	51	0	26
Oct 16	CSU	0	0	0	0	0	0	0	0
Oct 23	at WYO	8	46	0	9	2	1	0	4
Nov 6	UNLV	4	26	0	17	1	1	0	1
Nov 13	at FS	1	-5	0	0	0	0	0	0
Nov 20	at BSU	1	-3	0	0	0	0	0	0
Nov 26	USU	Did Not Play							
TOTAL		25	112	0	17	24	224	0	37

2022

Date	Opponent	Rush	Yds	TD	LG	Rec	Yds	TD	LG
------	----------	------	-----	----	----	-----	-----	----	----

WR - #80 Michael Buckley

Date	Opponent	Rush	Yds	TD	LG	Rec	Yds	TD	LG
Sept. 2	HBU					Did Not Play			
Sept. 11	NMSU					Did Not Play			
Sept. 18	at TAMU					Did Not Play			
Sept. 25	at UTEP					Did Not Play			
Oct. 2	AFA					Did Not Play			
Oct. 9	at SDSU					Did Not Play			
Oct. 16	CSU					Did Not Play			
Oct. 23	at WYO					Did Not Play			
Nov. 6	UNLV					Did Not Play			
Nov. 13	at FS					Did Not Play			
Nov. 20	at BSU					Did Not Play			
Nov. 26	USU	0	0	0	0	0	0	0	0
TOTAL		0	0	0	0	0	0	0	0

Date	Opponent	Rush	Yds	TD	LG	Rec	Yds	TD	LG
Sept. 3	MAINE					Did Not Play			
Sept 9	BSU					Did Not Play			
Sept 17	UTEP					Did Not Play			
Sept 24	at LSU					Did Not Play			
Sept 30	at UNLV					Did Not Play			
Oct 8	WYO					Did Not Play			
Oct 15	at NMSU					Did Not Play			
Oct 22	FS					Did Not Play			
Nov 5	at USU					Did Not Play			
Nov 12	at AFA					Did Not Play			
Nov 18	SDSU					Did Not Play			
Nov 25	at CSU					Did Not Play			
TOTAL		0	0	0	0	0	0	0	0

Date	Opponent	Rush	Yds	TD	LG	Rec	Yds	TD	LG
Sept 2	at TAMU					Did Not Play			
Sept 9	TTU					Did Not Play			
Sept 16	NMSU					Did Not Play			
Sept 23	at UMass					Did Not Play			
Sept 30	at WYO					Did Not Play			
Oct 14	SJSU					Did Not Play			
Oct 21	HAW					Did Not Play			
Oct 28	at NEV					Did Not Play			
Nov 4	UNLV					Did Not Play			
Nov 11	at BSU					Did Not Play			
Nov 18	at FS					Did Not Play			
Nov 24	USU					Did Not Play			
TOTAL		0	0	0	0	0	0	0	0
CAREER		0	0	0	0	0	0	0	0

WR - #81 Nic Trujillo

Date	Opponent	Rush	Yds	TD	LG	Rec	Yds	TD	LG
Sept 2	at TAMU					Did Not Play			
Sept 9	TTU	0	0	0	0	0	0	0	0
Sept 16	NMSU					Did Not Play			
Sept 23	at UMass					Did Not Play			
Sept 30	at WYO					Did Not Play			
Oct 14	SJSU	0	0	0	0	0	0	0	0
Oct 21	HAW					Did Not Play			
Oct 28	at NEV					Did Not Play			
Nov 4	UNLV					Did Not Play			
Nov 11	at BSU					Did Not Play			
Nov 18	at FS					Did Not Play			
Nov 24	USU					Did Not Play			
TOTAL		0	0	0	0	0	0	0	0

WR - #82 Austin Erickson

Date	Opponent	Rush	Yds	TD	LG	Rec	Yds	TD	LG
Oct 24	at CSU					No Contest			
Oct. 31	SJSU					Did Not Play			
Nov 7	at HAW					Did Not Play			
Nov 14	NEV					Did Not Play			
Nov 20	at AFA					Did Not Play			
Nov 26	at USU					Did Not Play			
Dec 5	WYO	0	0	0	0	1	-3	0	0
Dec 12	FS					Did Not Play			
TOTAL		0	0	0	0	1	-3	0	0

Date	Opponent	Rush	Yds	TD	LG	Rec	Yds	TD	LG
Sept. 2	HBU					Did Not Play			
Sept. 11	NMSU					Did Not Play			
Sept. 18	at TAMU					Did Not Play			
Sept. 25	at UTEP	0	0	0	0	0	0	0	0
Oct. 2	AFA	0	0	0	0	1	11	0	11
Oct. 9	at SDSU					Did Not Play			
Oct. 16	CSU	0	0	0	0	0	0	0	0
Oct. 23	at WYO	0	0	0	0	0	0	0	0
Nov. 6	UNLV	1	-6	0	0	0	0	0	0
Nov. 13	at FS					Did Not Play			
Nov. 20	at BSU					Did Not Play			
Nov. 26	USU	1	-3	0	0	2	19	0	14
TOTAL		2	-9	0	0	3	30	0	14

Date	Opponent	Rush	Yds	TD	LG	Rec	Yds	TD	LG
Sept. 3	MAINE	0	0	0	0	1	7	0	7
Sept 9	BSU	0	0	0	0	0	0	0	0
Sept 17	UTEP	0	0	0	0	1	12	0	12
Sept 24	at LSU					Did Not Play			
Sept 30	at UNLV					Did Not Play			
Oct 8	WYO	0	0	0	0	0	0	0	0
Oct 15	at NMSU	0	0	0	0	0	0	0	0
Oct 22	FS	1	7	0	7	0	0	0	0
Nov 5	at USU					Did Not Play			
Nov 12	at AFA					Did Not Play			
Nov 18	SDSU					Did Not Play			
Nov 25	at CSU					Did Not Play			
TOTAL		1	7	0	7	2	19	0	12

Date	Opponent	Rush	Yds	TD	LG	Rec	Yds	TD	LG
Sept 2	at TAMU					Did Not Play			
Sept 9	TTU					Did Not Play			
Sept 16	NMSU					Did Not Play			
Sept 23	at UMass					Did Not Play			
Sept 30	at WYO					Did Not Play			
Oct 14	SJSU					Did Not Play			
Oct 21	HAW					Did Not Play			
Oct 28	at NEV					Did Not Play			
Nov 4	UNLV					Did Not Play			
Nov 11	at BSU					Did Not Play			
Nov 18	at FS					Did Not Play			
Nov 24	USU					Did Not Play			
TOTAL		0	0	0	0	0	0	0	0
CAREER		3	-2	0	7	6	46	0	14

WR - #86 Kade Zimmerman

Date	Opponent	Rush	Yds	TD	LG	Rec	Yds	TD	LG
Sept 4	DICKST	0	0	0	0	2	17	0	11
Sept 11	at WJEWELL					Did Not Play			
Sept 18	at CSUP					Did Not Play			
Sept 25	ADST	0	0	0	0	1	6	0	6
Oct 2	at FTLEWIS	0	0	0	0	3	28	0	16
Oct 9	COLMINES	0	0	0	0	1	4	0	4
Oct 16	at WSTCO	0	0	0	0	1	44	1	44
Oct 23	NMHU					Did Not Play			
Oct 30	SDMINES	0	0	0	0	0	0	0	0
Nov 6	at COMESA	0	0	0	0	1	9	0	9
Nov 13	CHADRON	0	0	0	0	0	0	0	0
TOTAL		0	0	0	0	9	108	1	44

Date	Opponent	Rush	Yds	TD	LG	Rec	Yds	TD	LG
Sept 3	MAINE	0	0	0	0	0	0	0	0
Sept 9	BSU	0	0	0	0	1	3	0	3
Sept 17	UTEP	0	0	0	0	1	12	0	12
Sept 24	at LSU					Did Not Play			
Sept 30	at UNLV	0	0	0	0	0	0	0	0
Oct 8	WYO					Did Not Play			
Oct 15	at NMSU	0	0	0	0	0	0	0	0
Oct 22	FS	0	0	0	0	0	0	0	0
Nov 5	at USU	0	0	0	0	0	0	0	0
Nov 12	at AFA					Did Not Play			
Nov 18	SDSU					Did Not Play			
Nov 25	at CSU	0	0	0	0	0	0	0	0
TOTAL		0	0	0	0	2	15	0	12

Date	Opponent	Rush	Yds	TD	LG	Rec	Yds	TD	LG
Sept 2	at TAMU	0	0	0	0	0	0	0	0
Sept 9	TTU	0	0	0	0	0	0	0	0
Sept 16	NMSU					Did Not Play			
Sept 23	at UMass					Did Not Play			
Sept 30	at WYO					Did Not Play			
Oct 14	SJSU	0	0	0	0	1	30	0	30
Oct 21	HAW					Did Not Play			
Oct 28	at NEV	0	0	0	0	0	0	0	0
Nov 4	UNLV					Did Not Play			
Nov 11	at BSU					Did Not Play			
Nov 18	at FS					Did Not Play			
Nov 24	USU					Did Not Play			
TOTAL		0	0	0	0	1	30	0	30
BHS CAREER (8 gms)		0	0	0	0	2	15	0	44
CAREER		0	0	0	0	12	153	1	44

WR - #88 Xavier Van

Date	Opponent	Rush	Yds	TD	LG	Rec	Yds	TD	LG
Sept 3	LA VERNE	0	0	0	0	0	0	0	0
Sept 10	at CAL POLY	0	0	0	0	0	0	0	0
Sept 17	at UC DAVIS					Did Not Play			
Sept 24	at VALPO					Did Not Play			
Oct 1	STETSON					Did Not Play			
Oct 8	at DRAKE					Did Not Play			
Oct 15	PRES					Did Not Play			
Oct 29	at ST THOMAS					Did Not Play			
Nov 5	BUTLER					Did Not Play			
Nov 12	DAVIDSON					Did Not Play			
Nov 19	at MOREHEAD					Did Not Play			
TOTAL		0	0	0	0	0	0	0	0

2023									
Date	Opponent	Rush	Yds	TD	LG	Rec	Yds	TD	LG
Sept 2	at TAMU					Did Not Play			
Sept 9	TTU					Did Not Play			
Sept 16	NMSU					Did Not Play			
Sept 23	at UMASS					Did Not Play			
Sept 30	at WYO					Did Not Play			
Oct 14	SJSU					Did Not Play			
Oct 21	HAW					Did Not Play			
Oct 28	at NEV					Did Not Play			
Nov 4	UNLV					Did Not Play			
Nov 11	at BSU					Did Not Play			
Nov 18	at FS					Did Not Play			
Nov 24	USU					Did Not Play			
TOTAL									
USD CAREER (2 games)		0	0	0	0	0	0	0	0
CAREER		0	0	0	0	0	0	0	0

TE - #17 Magnus Geers

2021 (TEMPLE)

Date	Opponent	Rush	Yds	TD	LG	Rec	Yds	TD	LG
Sept 4	at RUTGERS				Did Not Play				
Sept 11	at AKRON				Did Not Play				
Sept 18	at BC				Did Not Play				
Sept 25	WAGNER	0	0	0	0	0	0	0	0
Oct 2	MEMPHIS				Did Not Play				
Oct 8	at CINCY				Did Not Play				
Oct 23	at USF				Did Not Play				
Oct 30	UCF				Did Not Play				
Nov 6	at ECU				Did Not Play				
Nov 13	HOUSTON				Did Not Play				
Nov 20	at TULSA				Did Not Play				
Nov 27	NAVY				Did Not Play				
TOTAL		0	0	0	0	0	0	0	0

2022 (TEMPLE)

Date	Opponent	Rush	Yds	TD	LG	Rec	Yds	TD	LG
Sept 2	at DUKE	0	0	0	0	0	0	0	0
Sept 10	LAFAYETTE	0	0	0	0	0	0	0	0
Sept 17	RUTGERS	0	0	0	0	0	0	0	0
Sept 24	UMASS				Did Not Play				
Oct 1	at MEMPHIS				Did Not Play				
Oct 13	at UCF				Did Not Play				
Oct 21	TULSA				Did Not Play				
Oct 29	at NAVY	0	0	0	0	0	0	0	0
Nov 5	USF	0	0	0	0	0	0	0	0
Nov 12	at HOUSTON				Did Not Play				
Nov 19	CINCY				Did Not Play				
Nov 26	ECU	0	0	0	0	0	0	0	0
TOTAL		0	0	0	0	0	0	0	0

2023

Date	Opponent	Rush	Yds	TD	LG	Rec	Yds	TD	LG
Sept 2	at TAMU	0	0	0	0	0	0	0	0
Sept 9	TTU	0	0	0	0	0	0	0	0
Sept 16	NMSU	0	0	0	0	0	0	0	0
Sept 23	at UMSS				Did Not Play				
Sept 30	at WYO				Did Not Play				
Oct 14	SJSU				Did Not Play				
Oct 21	HAW	0	0	0	0	0	0	0	0
Oct 28	at NEV				Did Not Play				
Nov 4	UNLV				Did Not Play				
Nov 11	at BSU				Did Not Play				
Nov 18	at FS				Did Not Play				
Nov 24	USU				Did Not Play				
TOTAL		0	0	0	0	0	0	0	0
TEMPLE CAREER (6 games)		0	0	0	0	0	0	0	0
CAREER		0	0	0	0	0	0	0	0

TE - #20 Jacob Trussel

2022

Date	Opponent	Rush	Yds	TD	LG	Rec	Yds	TD	LG
Sept. 3	MAINE				Did Not Play				
Sept 9	BSU				Did Not Play				
Sept 17	UTEP				Did Not Play				
Sept 24	at LSU				Did Not Play				
Sept 30	at UNLV				Did Not Play				
Oct 8	WYO				Did Not Play				
Oct 15	at NMSU				Did Not Play				
Oct 22	FS				Did Not Play				
Nov 5	at USU				Did Not Play				
Nov 12	at AFA				Did Not Play				
Nov 18	SDSU				Did Not Play				
Nov 25	at CSU				Did Not Play				
TOTAL		0	0	0	0	0	0	0	0

2023

Date	Opponent	Rush	Yds	TD	LG	Rec	Yds	TD	LG
Sept 2	at TAMU				Did Not Play				
Sept 9	TTU				Did Not Play				
Sept 16	NMSU				Did Not Play				
Sept 23	at UMSS				Did Not Play				
Sept 30	at WYO				Did Not Play				
Oct 14	SJSU				Did Not Play				
Oct 21	HAW				Did Not Play				
Oct 28	at NEV				Did Not Play				
Nov 4	UNLV				Did Not Play				
Nov 11	at BSU				Did Not Play				
Nov 18	at FS				Did Not Play				
Nov 24	USU				Did Not Play				
TOTAL		0	0	0	0	0	0	0	0
CAREER		0	0	0	0	0	0	0	0

TE - #41 Connor Witthoft

2020

Date	Opponent	Rush	Yds	TD	LG	Rec	Yds	TD	LG
Oct 24	at CSU				No Contest				
Oct. 31	SJSU				Did Not Play				
Nov 7	at HAW				Did Not Play				
Nov 14	NEV	0	0	0	0	0	0	0	0
Nov 20	at AFA	0	0	0	0	0	0	0	0
Nov 26	at USU	0	0	0	0	0	0	0	0
Dec 5	WYO	0	0	0	0	0	0	0	0
Dec 12	FS	0	0	0	0	0	0	0	0
TOTAL		0	0	0	0	0	0	0	0

2021

Date	Opponent	Rush	Yds	TD	LG	Rec	Yds	TD	LG
Sept.2	HBV	0	0	0	0	0	0	0	0
Sept. 11	NMSU	0	0	0	0	1	15	1	15
Sept. 18	at TAMU	0	0	0	0	0	0	0	0
Sept. 25	at UTEP	1	8	0	8	2	27	0	19
Oct. 2	AFA	0	0	0	0	0	0	0	0
Oct. 9	at SDSU	0	0	0	0	1	3	0	3
Oct. 16	CSU	0	0	0	0	0	0	0	0
Oct. 23	at WYO	0	0	0	0	0	0	0	0
Nov. 6	UNLV	0	0	0	0	1	3	0	3
Nov. 13	at FS				Did Not Play				
Nov. 20	at BSU				Did Not Play				
Nov. 26	USU				Did Not Play				
TOTAL		1	8	0	8	5	48	1	19

2022

Date	Opponent	Rush	Yds	TD	LG	Rec	Yds	TD	LG
Sept. 3	MAINE				Did Not Play				
Sept 9	BSU				Did Not Play				
Sept 17	UTEP				Did Not Play				
Sept 24	at LSU	0	0	0	0	0	0	0	0
Sept 30	at UNLV	0	0	0	0	1	6	0	6
Oct 8	WYO	0	0	0	0	0	0	0	0
Oct 15	at NMSU	0	0	0	0	1	12	0	12
Oct 22	FS	0	0	0	0	0	0	0	0
Nov 5	at USU	0	0	0	0	0	0	0	0
Nov 12	at AFA	0	0	0	0	0	0	0	0
Nov 18	SDSU	0	0	0	0	1	5	0	5
Nov 25	at CSU	0	0	0	0	0	0	0	0
TOTAL		0	0	0	0	3	23	0	12

2023

Date	Opponent	Rush	Yds	TD	LG	Rec	Yds	TD	LG
Sept 2	at TAMU	0	0	0	0	1	11	0	11
Sept 9	TTU	0	0	0	0	0	0	0	0
Sept 16	NMSU				Did Not Play				
Sept 23	at UMSS				Did Not Play				
Sept 30	at WYO				Did Not Play				
Oct 14	SJSU				Did Not Play				
Oct 21	HAW				Did Not Play				
Oct 28	at NEV				Did Not Play				
Nov 4	UNLV				Did Not Play				
Nov 11	at BSU				Did Not Play				
Nov 18	at FS				Did Not Play				
Nov 24	USU				Did Not Play				
TOTAL		0	0	0	0	1	11	0	11
CAREER		1	8	0	8	9	82	1	19

TE - #47 Caleb Marra

2021

Date	Opponent	Rush	Yds	TD	LG	Rec	Yds	TD	LG
Sept.2	HBV	0	0	0	0	0	0	0	0
Sept. 11	NMSU	0	0	0	0	0	0	0	0
Sept. 18	at TAMU				Did Not Play				
Sept. 25	at UTEP				Did Not Play				
Oct. 2	AFA				Did Not Play				
Oct. 9	at SDSU				Did Not Play				
Oct. 16	CSU				Did Not Play				
Oct. 23	at WYO				Did Not Play				
Nov. 6	UNLV				Did Not Play				
Nov. 13	at FS				Did Not Play				
Nov. 20	at BSU				Did Not Play				
Nov. 26	USU				Did Not Play				
TOTAL		0	0	0	0	0	0	0	0

2022

Date	Opponent	Rush	Yds	TD	LG	Rec	Yds	TD	LG
Sept. 3	MAINE	0	0	0	0	0	0	0	0
Sept 9	BSU				Did Not Play				
Sept 17	UTEP				Did Not Play				
Sept 24	at LSU				Did Not Play				
Sept 30	at UNLV				Did Not Play				
Oct 8	WYO				Did Not Play				
Oct 15	at NMSU				Did Not Play				
Oct 22	FS				Did Not Play				
Nov 5	at USU				Did Not Play				
Nov 12	at AFA	0	0	0	0	0	0	0	0
Nov 18	SDSU				Did Not Play				
Nov 25	at CSU				Did Not Play				
TOTAL		0	0	0	0	0	0	0	0

2023

Date	Opponent	Rush	Yds	TD	LG	Rec	Yds	TD	LG
Sept 2	at TAMU				Did Not Play				
Sept 9	TTU	0	0	0	0	0	0	0	0
Sept 16	NMSU				Did Not Play				
Sept 23	at UMSS				Did Not Play				
Sept 30	at WYO				Did Not Play				
Oct 14	SJSU				Did Not Play				
Oct 21	HAW				Did Not Play				
Oct 28	at NEV	0	0	0	0	0	0	0	0
Nov 4	UNLV				Did Not Play				
Nov 11	at BSU				Did Not Play				
Nov 18	at FS				Did Not Play				
Nov 24	USU				Did Not Play				
TOTAL		0	0	0	0	0	0	0	0

TE - #83 Everett Hunter

2023

Date	Opponent	Rush	Yds	TD	LG	Rec	Yds	TD
------	----------	------	-----	----	----	-----	-----	----

Date	Opponent	Rush	Yds	TD	LG	Rec	Yds	TD	LG
Sept 3	MAINE	0	0	0	0	0	0	0	0
Sept 9	BSU	0	0	0	0	0	0	0	0
Sept 17	UTEP	0	0	0	0	0	0	0	0
Sept 24	at LSU	0	0	0	0	0	0	0	0
Sept 30	at UNLV				Did Not Play				
Oct 8	WYO				Did Not Play				
Oct 15	at NMSU				Did Not Play				
Oct 22	FS				Did Not Play				
Nov 5	at USU				Did Not Play				
Nov 12	at AFA				Did Not Play				
Nov 18	SDSU				Did Not Play				
Nov 25	at CSU				Did Not Play				
TOTAL		0	0	0	0	0	0	0	0

Date	Opponent	Rush	Yds	TD	LG	Rec	Yds	TD	LG
Sept 2	at TAMU	0	0	0	0	0	0	0	0
Sept 9	TTU	0	0	0	0	0	0	0	0
Sept 16	NMSU	0	0	0	0	0	0	0	0
Sept 23	at UMSS	0	0	0	0	2	0	0	1
Sept 30	at WYO	0	0	0	0	0	0	0	0
Oct 14	SJSU	0	0	0	0	1	12	0	12
Oct 21	HAW	0	0	0	0	0	0	0	0
Oct 28	at NEV	0	0	0	0	1	25	0	25
Nov 4	UNLV								
Nov 11	at BSU								
Nov 18	at FS								
Nov 24	USU								
TOTAL		0	0	0	0	4	37	0	25
CAREER		0	0	0	0	20	231	3	43

DB - #2 Zach Morris

Date	Opponent	TKL	TFL-Yds	Sack-Yds	FF	FR-Yds	PBU	INT-yds	TD
Sept 3	MAINE	0	0.0-0	0.0-0	0	0-0	0	0-0	0
Sept 9	BSU	0	0.0-0	0.0-0	0	0-0	0	0-0	0
Sept 17	UTEP	0	0.0-0	0.0-0	0	0-0	0	0-0	0
Sept 24	at LSU	2	0.0-0	0.0-0	0	0-0	0	0-0	0
Sept 30	at UNLV	0	0.0-0	0.0-0	0	0-0	0	0-0	0
Oct 8	WYO	1	0.0-0	0.0-0	0	0-0	0	0-0	0
Oct 15	at NMSU	0	0.0-0	0.0-0	0	0-0	0	0-0	0
Oct 22	FS	0	0.0-0	0.0-0	0	0-0	1	0-0	0
Nov 5	at USU	1	0.0-0	0.0-0	0	0-0	0	0-0	0
Nov 12	at AFA	2	0.0-0	0.0-0	1	0-0	0	0-0	0
Nov 18	SDSU	0	0.0-0	0.0-0	0	0-0	0	0-0	0
Nov 25	at CSU	5	0.5-1	0.0-0	0	0-0	1	0-0	0
TOTAL		11	0.5-1	0.0-0	1	0-0	2	0-0	0

Date	Opponent	TKL	TFL-Yds	Sack-Yds	FF	FR-Yds	PBU	INT-yds	TD
Sept 2	at TAMU	4	1.0-3	0.0-0	0	0-0	0	0-0	0
Sept 9	TTU	6	0.0-0	0.0-0	0	0-0	2	0-0	0
Sept 16	NMSU	1	0.0-0	0.0-0	0	0-0	1	0-0	0
Sept 23	at UMSS	2	0.0-0	0.0-0	0	0-0	1	0-0	0
Sept 30	at WYO	6	0.0-0	0.0-0	0	0-0	1	0-0	0
Oct 14	SJSU	2	0.0-0	0.0-0	0	0-0	1	0-0	0
Oct 21	HAW	3	0.0-0	0.0-0	0	0-0	1	1-5	0
Oct 28	at NEV	3	1.0-3	0.0-0	1	0-0	0	0-0	0
Nov 4	UNLV								
Nov 11	at BSU								
Nov 18	at FS								
Nov 24	USU								
TOTAL		27	2.0-6	0.0-0	1	0-0	7	1-5	0
CAREER		38	2.5-7	0.0-0	2	0-0	9	1-5	0

DB - #3 D'Arco Perkins McAllister

Date	Opponent	TKL	TFL-Yds	Sack-Yds	FF	FR-Yds	PBU	INT-yds	TD
Sept 4	DUQUESNE	0	0.0-0	0.0-0	0	0-0	0	0-0	0
Sept 11	CAL	0	0.0-0	0.0-0	0	0-0	0	0-0	0
Sept 25	SMU	0	0.0-0	0.0-0	0	0-0	0	0-0	0
Oct 2	TEXAS	1	0.0-0	0.0-0	0	0-0	0	0-0	0
Oct 9	at TTU	0	0.0-0	0.0-0	0	0-0	0	0-0	0
Oct 16	at OKLA	1	0.0-0	0.0-0	0	0-0	0	0-0	0
Oct 23	WVU	0	0.0-0	0.0-0	0	0-0	0	0-0	0
Oct 30	at KSTATE	0	0.0-0	0.0-0	0	0-0	0	0-0	0
Nov 6	BAY	0	0.0-0	0.0-0	0	0-0	0	0-0	0
Nov 13	at OKSTATE	2	0.0-0	0.0-0	0	0-0	0	0-0	0
Nov 20	KANSAS					Did Not Play			
Nov 26	at IOWA ST					Did Not Play			
TOTAL		4	0.0-0	0.0-0	0	0-0	0	0-0	0

Date	Opponent	TKL	TFL-Yds	Sack-Yds	FF	FR-Yds	PBU	INT-yds	TD
Sept 2	at CU	0	0.0-0	0.0-0	0	0-0	1	0-0	0
Sept 10	TARLETON	1	0.0-0	0.0-0	0	0-0	0	0-0	0
Sept 24	at SMU	0	0.0-0	0.0-0	0	0-0	0	0-0	0
Oct 1	OKLA	0	0.0-0	0.0-0	0	0-0	0	0-0	0
Oct 8	at KAN	0	0.0-0	0.0-0	0	0-0	0	0-0	0
Oct 15	OKSTATE	1	0.0-0	0.0-0	0	0-0	0	0-0	0
Oct 22	KSTATE	0	0.0-0	0.0-0	0	0-0	0	0-0	0
Oct 29	at WVU	1	0.0-0	0.0-0	0	0-0	0	0-0	0
Nov 5	TTU	0	0.0-0	0.0-0	0	0-0	0	0-0	0
Nov 12	at TEXAS	0	0.0-0	0.0-0	0	0-0	0	0-0	0
Nov 19	at BAYLOR					Did Not Play			
Nov 26	IOWA ST					Did Not Play			
Dec 3	vs. KSTATE					Did Not Play			
Dec 31	vs. MICH					Did Not Play			
Jan 9	vs. UGA					Did Not Play			
TOTAL		3	0.0-0	0.0-0	0	0-0	1	0-0	0

Date	Opponent	TKL	TFL-Yds	Sack-Yds	FF	FR-Yds	PBU	INT-yds	TD
Sept 2	at TAMU					Did Not Play			
Sept 9	TTU					Did Not Play			
Sept 16	NMSU					Did Not Play			
Sept 23	at UMSS					Did Not Play			
Sept 30	at WYO					Did Not Play			
Oct 14	SJSU					Did Not Play			
Oct 21	HAW					Did Not Play			
Oct 28	at NEV					Did Not Play			
Nov 4	UNLV								
Nov 11	at BSU								
Nov 18	at FS								
Nov 24	USU								
TOTAL		0	0.0-0	0.0-0	0	0-0	0	0-0	0
TCU TOTALS (20 gms)		7	0.0-0	0.0-0	0	0-0	1	0-0	0
CAREER		7	0.0-0	0.0-0	0	0-0	1	0-0	0

DB - #4 Bobby Wooden (Played offense 2020-22)

Date	Opponent	Rush	Yds	TD	LG	Rec	Yds	TD	LG
Oct 24	at CSU				No Contest				
Oct 31	SJSU	0	0	0	0	0	0	0	0
Nov 7	at HAW	0	0	0	0	0	0	0	0
Nov 14	NEV	1	2	0	2	0	0	0	0
Nov 20	at AFA	0	0	0	0	2	11	0	7
Nov 26	at USU	0	0	0	0	0	0	0	0
Dec 5	WYO	3	10	0	4	5	16	0	6
Dec 12	FS	0	0	0	0	1	15	0	15
TOTAL		4	12	0	4	8	42	0	15

Date	Opponent	Rush	Yds	TD	LG	Rec	Yds	TD	LG
Sept.2	HBU	0	0	0	0	0	0	0	0
Sept. 11	NMSU	0	0	0	0	1	4	0	4
Sept. 18	at TAMU	1	-2	0	0	0	0	0	0
Sept. 25	at UTEP	2	12	0	8	1	3	0	3
Oct. 2	AFA	0	0	0	0	0	0	0	0
Oct. 9	at SDSU				Did Not Play				
Oct. 16	CSU				Did Not Play				
Oct. 23	at WYO				Did Not Play				
Nov. 6	UNLV				Did Not Play				
Nov. 13	at FS	1	-5	0	0	1	9	0	9
Nov. 20	at BSU	6	27	0	21	0	0	0	0
Nov. 26	USU	11	13	0	7	4	16	0	12
TOTAL		21	45	0	21	7	32	0	12

Date	Opponent	Rush	Yds	TD	LG	Rec	Yds	TD	LG
Sept. 3	MAINE	3	30	0	13	0	0	0	0
Sept 9	BSU	1	15	0	15	2	6	0	9
Sept 17	UTEP	0	0	0	0	1	8	0	8
Sept 24	at LSU				Did Not Play				
Sept 30	at UNLV	1	5	0	5	0	0	0	0
Oct 8	WYO	1	6	0	6	2	16	0	9
Oct 15	at NMSU				Did Not Play				
Oct 22	FS	0	0	0	0	0	0	0	0
Nov 5	at USU	1	6	0	6	1	0	0	0
Nov 12	at AFA	0	0	0	0	0	0	0	0
Nov 18	SDSU	0	0	0	0	0	0	0	0
Nov 25	at CSU	0	0	0	0	0	0	0	0
TOTAL		7	63	0	15	6	30	0	9
CAREER		32	119	0	21	22	104	0	15

Date	Opponent	TKL	TFL-Yds	Sack-Yds	FF	FR-Yds	PBU	INT-yds	TD
Sept 2	at TAMU	0	0.0-0	0.0-0	0	0-0	0	0-0	0
Sept 9	TTU	0	0.0-0	0.0-0	0	0-0	0	0-0	0
Sept 16	NMSU	0	0.0-0	0.0-0	0	0-0	0	0-0	0
Sept 23	at UMSS					Did Not Play			
Sept 30	at WYO					Did Not Play			
Oct 14	SJSU					Did Not Play			
Oct 21	HAW	0	0.0-0	0.0-0	0	0-0	0	0-0	0
Oct 28	at NEV	1	0.0-0	0.0-0	0	0-0	0	0-0	0
Nov 4	UNLV								
Nov 11	at BSU								
Nov 18	at FS								
Nov 24	USU								
TOTAL		1	0.0-0	0.0-0	0	0-0	0	0-0	0

DB - #5 Jer'Marius Lewis

2023

Date	Opponent	TKL	TFL-Yds	Sack-Yds	FF	FR-Yds	PBU	INT-yds	TD
Sept 2	at TAMU	0	0.0-0	0.0-0	0	0-0	0	0-0	0
Sept 9	TTU	0	0.0-0	0.0-0	0	0-0	0	0-0	0
Sept 16	NMSU	0	0.0-0	0.0-0	0	0-0	0	0-0	0
Sept 23	at UMSS	2	0.0-0	0.0-0	0	0-0	0	0-0	0
Sept 30	at WYO	0	0.0-0	0.0-0	0	0-0	1	0-0	0
Oct 14	SJSU	3	0.5-1	0.0-0	0	0-0	2	0-0	0
Oct 21	HAW								
Oct 28	at NEV	3	0.0-0	0.0-0	0	0-0	0	0-0	0
Nov 4	UNLV								
Nov 11	at BSU								
Nov 18	at FS								
Nov 24	USU								
TOTAL		8	0.5-1	0.0-0	0	0-0	3	0-0	0
TCU TOTALS (4 gms)		0	0.0-0	0.0-0	0	0-0	1	0-0	0
CAREER		8	0.5-1	0.0-0	0	0-0	4	0-0	0

DB - #7 Tavian Combs

2020

Date	Opponent	TKL	TFL-Yds	Sack-Yds	FF	FR-Yds	PBU	INT-yds	TD
Oct 24	at CSU								
Oct 31	SJSU	10	0.0-0	0.0-0	0	0-0	0	0-0	0
Nov 7	at HAW	7	0.0-0	0.0-0	0	0-0	0	0-0	0
Nov 14	NEV	7	0.0-0	0.0-0	0	0-0	0	0-0	0
Nov 20	at AFA	5	0.0-0	0.0-0	0	0-0	0	0-0	0
Nov 26	at USU	7	0.0-0	0.0-0	1	0-0	0	0-0	0
Dec 5	WYO	3	0.0-0	0.0-0	0	0-0	1	0-0	0
Dec 12	FS	12	0.5-1	0.5-1	1	0-0	0	0-0	0
TOTAL		51	0.5-1	0.5-1	1	0-0	1	0-0	0

2021

Date	Opponent	TKL	TFL-Yds	Sack-Yds	FF	FR-Yds	PBU	INT-yds	TD
Sept 2	HBU	12	0.5-0	0.0-0	1	0-0	1	1-1	0
Sept. 11	NMSU	5	0.0-0	0.0-0	0	0-0	0	0-0	0
Sept. 18	at TAMU	11	0.0-0	0.0-0	0	0-0	1	1-0	0
Sept. 25	at UTEP	4	0.0-0	0.0-0	0	0-0	0	0-0	0
Oct. 2	AFA	7	0.0-0	0.0-0	0	0-0	0	0-0	0
Oct. 9	at SDSU	11	0.0-0	0.0-0	0	0-0	0	0-0	0
Oct. 16	CSU	6	0.0-0	0.0-0	0	0-0	0	0-0	0
Oct. 23	at WYO	7	0.0-0	0.0-0	0	0-0	1	0-0	0
Nov. 6	UNLV	5	0.0-0	0.0-0	0	0-0	0	0-0	0
Nov. 13	at FS								
Nov. 20	at BSU	8	1.0-1	0.0-0	0	0-0	1	0-0	0
Nov. 26	USU	5	0.0-0	0.0-0	0	0-0	0	0-0	0
TOTAL		81	1.5-1	0.0-0	1	0-0	4	2-1	0

2022

Date	Opponent	TKL	TFL-Yds	Sack-Yds	FF	FR-Yds	PBU	INT-yds	TD
Sept 3	MAINE	4	0.0-0	0.0-0	0	0-0	1	0-0	0
Sept 9	BSU	11	0.0-0	0.0-0	1	0-0	0	0-0	0
Sept 17	UTEP	1	0.0-0	0.0-0	0	0-0	0	0-0	0
Sept 24	at LSU								
Sept 30	at UNLV								
Oct 8	WYO								
Oct 15	at NMSU								
Oct 22	FS								
Nov 5	at USU								
Nov 12	at AFA								
Nov 18	SDSU								
Nov 25	at CSU								
TOTAL		15	0.0-0	0.0-0	1	0-0	1	0-0	0

2023

Date	Opponent	TKL	TFL-Yds	Sack-Yds	FF	FR-Yds	PBU	INT-yds	TD
Sept 2	at TAMU	11	0.0-0	0.0-0	0	0-0	1	0-0	0
Sept 9	TTU								
Sept 16	NMSU	8	1.0-5	0.0-0	1	0-0	0	0-0	0
Sept 23	at UMSS	14	1.0-1	0.0-0	0	0-0	0	0-0	0
Sept 30	at WYO	9	1.0-2	0.0-0	0	0-0	0	0-0	0
Oct 14	SJSU	4	0.0-0	0.0-0	0	0-0	0	0-0	0
Oct 21	HAW								
Oct 28	at NEV								
Nov 4	UNLV								
Nov 11	at BSU								
Nov 18	at FS								
Nov 24	USU								
TOTAL		46	3.0-8	0.0-0	1	0-0	1	0-0	0
TOTAL		193	5.0-10	0.5-1	3	0-0	6	2-1	0

DB - #8 Donte Martin

2018

Date	Opponent	TKL	TFL-Yds	Sack-Yds	FF	FR-Yds	PBU	INT-yds	TD
Sept 1	UIW								
Sept 8	at WISC								
Sept 15	at NMSU								
Sept 29	LIBERTY								
Oct 6	at UNLV								
Oct 13	at CSU								
Oct 20	FS								
Oct 27	at USU								
Nov 3	SDSU								
Nov 10	at AFA	0	0.0-0	0.0-0	0	0-0	0	0-0	0
Nov 16	BSU	0	0.0-0	0.0-0	0	0-0	0	0-0	0
Nov 24	WYO	0	0.0-0	0.0-0	0	0-0	0	0-0	0
TOTAL		0	0.0-0	0.0-0	0	0-0	0	0-0	0

2019

Date	Opponent	TKL	TFL-Yds	Sack-Yds	FF	FR-Yds	PBU	INT-yds	TD
Aug 31	SHSU	3	0.0-0	0.0-0	0	0-0	0	0-0	0
Sept 14	at ND	1	0.0-0	0.0-0	0	0-0	1	0-0	0
Sept 21	NMSU	6	0.0-0	0.0-0	0	0-0	0	0-0	0
Sept 28	at LIBERTY	5	0.0-0	0.0-0	0	0-0	2	0-0	0
Oct 4	at SJSU	4	0.0-0	0.0-0	0	0-0	4	0-0	0
Oct 11	CSU	3	0.0-0	0.0-0	0	0-0	0	0-0	0
Oct 19	at WYO	3	2.0-2	0.0-0	0	0-0	0	0-0	0
Oct 26	HAW	2	0.0-0	0.0-0	0	0-0	0	0-0	0
Nov 2	at NEV	5	0.0-0	0.0-0	0	0-0	0	0-0	0
Nov 16	at BSU	4	0.0-0	0.0-0	0	0-0	0	0-0	0
Nov 23	AFA	2	0.0-0	0.0-0	0	0-0	0	0-0	0
Nov 30	USU	3	0.0-0	0.0-0	0	0-0	2	0-0	0
TOTAL		41	2.0-2	0.0-0	0	0-0	9	0-0	0

2020

Date	Opponent	TKL	TFL-Yds	Sack-Yds	FF	FR-Yds	PBU	INT-yds	TD
Oct 24	at CSU								
Oct 31	SJSU								
Nov 7	at HAW								
Nov 14	NEV	1	0.0-0	0.0-0	0	0-0	1	0-0	0
Nov 20	at AFA	1	0.0-0	0.0-0	0	0-0	0	0-0	0
Nov 26	at USU	4	1.0-2	1.0-2	0	0-0	0	0-0	0
Dec 5	WYO	0	0.0-0	0.0-0	0	0-0	1	0-0	0
Dec 12	FS	3	0.0-0	0.0-0	0	0-0	1	0-0	0
TOTAL		9	1.0-2	1.0-2	0	0-0	3	0-0	0

2021

Date	Opponent	TKL	TFL-Yds	Sack-Yds	FF	FR-Yds	PBU	INT-yds	TD
Sept 2	HBU	5	1.0-3	0.0-0	0	0-0	1	0-0	0
Sept. 11	NMSU	2	0.0-0	0.0-0	0	0-0	2	0-0	0
Sept. 18	at TAMU	5	0.0-0	0.0-0	0	0-0	1	0-0	0
Sept. 25	at UTEP	5	0.0-0	0.0-0	0	0-0	2	0-0	0
Oct. 2	AFA	2	0.0-0	0.0-0	0	0-0	0	0-0	0
Oct. 9	at SDSU	4	0.0-0	0.0-0	0	0-0	0	0-0	0
Oct. 16	CSU	5	0.0-0	0.0-0	0	0-0	0	0-0	0
Oct. 23	at WYO								
Nov. 6	UNLV								
Nov. 13	at FS	1	0.0-0	0.0-0	0	0-0	0	0-0	0
Nov. 20	at BSU	2	0.0-0	0.0-0	0	0-0	1	1-16	0
Nov. 26	USU	0	0.0-0	0.0-0	0	0-0	0	0-0	0
TOTAL		31	1.0-3	0.0-0	0	0-0	7	1-16	0

2022

Date	Opponent	TKL	TFL-Yds	Sack-Yds	FF	FR-Yds	PBU	INT-yds	TD
Sept 3	MAINE	3	0.0-0	0.0-0	0	0-0	0	0-0	0
Sept 9	BSU	3	0.0-0	0.0-0	0	0-0	3	0-0	0
Sept 17	UTEP	4	0.0-0	0.0-0	0	0-0	2	1-7	0
Sept 24	at LSU	4	0.0-0	0.0-0	0	0-0	0	0-0	0
Sept 30	at UNLV	7	0.0-0	0.0-0	0	0-0	0	0-0	0
Oct 8	WYO								
Oct 15	at NMSU								
Oct 22	FS								
Nov 5	at USU	2	0.5-1	0.0-0	0	0-0	0	0-0	0
Nov 12	at AFA	1	0.0-0	0.0-0	0	0-0	0	0-0	0
Nov 18	SDSU	2	0.0-0	0.0-0	0	0-0	1	0-0	0
Nov 25	at CSU	2	0.0-0	0.0-0	0	0-0	0	0-0	0
TOTAL		28	0.5-1	0.0-0	0	0-0	6	1-7	0

2023

Date	Opponent	TKL	TFL-Yds	Sack-Yds	FF	FR-Yds	PBU	INT-yds	TD
Sept 2	at TAMU	8	1.0-4	0.0-0	1	0-0	2	0-0	0
Sept 9	TTU	0	0.0-0	0.0-0	0	0-0	0	0-0	0
Sept 16	NMSU	2	0.0-0	0.0-0	0	0-0	0	0-0	0
Sept 23	at UMSS	0	0.0-0	0.0-0	0	0-0	0	0-0	0
Sept 30	at WYO	2	0.0-0	0.0-0	0	0-0	0	0-0	0
Oct 14	SJSU	0	0.0-0	0.0-0	0	0-0	0	0-0	0
Oct 21	HAW	2	0.0-0	0.0-0	0	0-0	1	0-0	0
Oct 28	at NEV								
Nov 4	UNLV								
Nov 11	at BSU								
Nov 18	at FS								
Nov 24	USU								
TOTAL		14	1.0-4	0.0-0	1	0-0	3	0-0	0
CAREER		123	5.5-12	1.0-2	1	0-0	28	2-23	

2023

Date	Opponent	TKL	TFL-Yds	Sack-Yds	FF	FR-Yds	PBU	INT-yds	TD
Sept 2	at TAMU	7	0.0-0	0.0-0	0	0-0	0	0-0	0
Sept 9	TTU	3	0.0-0	0.0-0	0	0-0	0	0-0	0
Sept 16	NMSU	1	0.0-0	0.0-0	0	0-0	1	0-0	0
Sept 23	at UMSS	7	0.0-0	0.0-0	0	0-0	0	0-0	0
Sept 30	at WYO	1	0.0-0	0.0-0	0	0-0	0	0-0	0
Oct 14	SJSU	5	0.0-0	0.0-0	0	0-0	0	0-0	0
Oct 21	HAW	0	0.0-0	0.0-0	0	0-0	1	0-0	0
Oct 28	at NEV	1	0.0-0	0.0-0	0	0-0	0	0-0	0
Nov 4	UNLV								
Nov 11	at BSU								
Nov 18	at FS								
Nov 24	USU								
TOTAL		25	0.0-0	0.0-0	0	0-0	2	0-0	0
NU CAREER (20 gms)		4	0.0-0	0.0-0	0	0-0	0	0-0	0
CAREER		29	0.0-0	0.0-0	0	0-0	2	0-0	0

DB - #11 Derek Moore

2023

Date	Opponent	TKL	TFL-Yds	Sack-Yds	FF	FR-Yds	PBU	INT-yds	TD
Sept 2	at TAMU								
Sept 9	TTU								
Sept 16	NMSU								
Sept 23	at UMSS	1	0.0-0	0.0-0	0	0-0	0	0-0	0
Sept 30	at WYO	0	0.0-0	0.0-0	0	0-0	0	0-0	0
Oct 14	SJSU	0	0.0-0	0.0-0	0	0-0	0	0-0	0
Oct 21	HAW	7	0.0-0	0.0-0	0	0-0	0	0-0	0
Oct 28	at NEV	10	0.0-0	0.0-0	0	0-0	0	0-0	0
Nov 4	UNLV								
Nov 11	at BSU								
Nov 18	at FS								
Nov 24	USU								
TOTAL		18	0.0-0	0.0-0	0	0-0	0	0-0	0

DB - #12 Aaron Smith

2023

Date	Opponent	TKL	TFL-Yds	Sack-Yds	FF	FR-Yds	PBU	INT-yds	TD
Sept 2	at TAMU								
Sept 9	TTU	2	0.0-0	0.0-0	0	0-0	1	0-0	0
Sept 16	NMSU	0	0.0-0	0.0-0	0	0-0	0	0-0	0
Sept 23	at UMSS	0	0.0-0	0.0-0	0	0-0	1	0-0	0
Sept 30	at WYO	6	0.0-0	0.0-0	0	0-0	0	0-0	0
Oct 14	SJSU	0	0.0-0	0.0-0	0	0-0	0	0-0	0
Oct 21	HAW	0	0.0-0	0.0-0	0	0-0	0	0-0	0
Oct 28	at NEV								
Nov 4	UNLV								
Nov 11	at BSU								
Nov 18	at FS								
Nov 24	USU								
TOTAL		8	0.0-0	0.0-0	0	0-0	2	0-0	0

DB - #13 Bryson Taylor

2022

Date	Opponent	TKL	TFL-Yds	Sack-Yds	FF	FR-Yds	PBU	INT-yds	TD
Sept 3	MAINE	0	0.0-0	0.0-0	0	0-0	0	0-0	0
Sept 9	BSU								
Sept 17	UTEP								
Sept 24	at LSU	0	0.0-0	0.0-0	0	0-0	0	0-0	0
Sept 30	at UNLV								
Oct 8	WYO	0	0.0-0	0.0-0	0	0-0	0	0-0	0
Oct 15	at NMSU	1	0.0-0	0.0-0	0	0-0	0	0-0	0
Oct 22	FS	1	0.5-2	0.0-0	0	0-0	0	0-0	0
Nov 5	at USU	0	0.0-0	0.0-0	0	0-0	0	0-0	0
Nov 12	at AFA	0	0.0-0	0.0-0	0	0-0	0	0-0	0
Nov 18	SDSU	0	0.0-0	0.0-0	0	0-0	0	0-0	0
Nov 25	at CSU	0	0.0-0	0.0-0	0	0-0	0	0-0	0
TOTAL		2	0.5-2	0.0-0	0	0-0	0	0-0	0

2023

Date	Opponent	TKL	TFL-Yds	Sack-Yds	FF	FR-Yds	PBU	INT-yds	TD
Sept 2	at TAMU	0	0.0-0	0.0-0	0	0-0	0	0-0	0
Sept 9	TTU	1	1.0-4	0.0-0	0	0-0	0	0-0	0
Sept 16	NMSU	0	0.0-0	0.0-0	0	0-0	0	0-0	0
Sept 23	at UMSS	0	0.0-0	0.0-0	0	0-0	0	0-0	0
Sept 30	at WYO	0	0.0-0	0.0-0	0	0-0	0	0-0	0
Oct 14	SJSU	1	0.0-0	0.0-0	0	0-0	0	0-0	0
Oct 21	HAW	3	0.0-0	0.0-0	0	0-0	0	0-0	0
Oct 28	at NEV	0	0.0-0	0.0-0	0	0-0	0	0-0	0
Nov 4	UNLV								
Nov 11	at BSU								
Nov 18	at FS								
Nov 24	USU								
TOTAL		5	1.0-4	0.0-0	0	0-0	0	0-0	0
CAREER		7	1.5-6	0.0-0	0	0-0	0	0-0	0

DB - #15 Hunter Wiggins

2023

Date	Opponent	TKL	TFL-Yds	Sack-Yds	FF	FR-Yds	PBU	INT-yds	TD
Sept 2	at TAMU								
Sept 9	TTU	0	0.0-0	0.0-0	0	0-0	0	0-0	0
Sept 16	NMSU	0	0.0-0	0.0-0	0	0-0	0	0-0	0
Sept 23	at UMSS	2	0.0-0	0.0-0	0	0-0	0	0-0	0
Sept 30	at WYO	0	0.0-0	0.0-0	0	0-0	0	0-0	0
Oct 14	SJSU	0	0.0-0	0.0-0	0	0-0	0	0-0	0
Oct 21	HAW	0	0.0-0	0.0-0	0	0-0	0	0-0	0
Oct 28	at NEV	1	0.0-0	0.0-0	0	0-0	0	0-0	0
Nov 4	UNLV								
Nov 11	at BSU								
Nov 18	at FS								
Nov 24	USU								
TOTAL		3	0.0-0	0.0-0	0	0-0	0	0-0	0

DB - #17 Josh Williamson

2022

Date	Opponent	TKL	TFL-Yds	Sack-Yds	FF	FR-Yds	PBU	INT-yds	TD
Sept 3	MAINE								
Sept 9	BSU								
Sept 17	UTEP								
Sept 24	at LSU								
Sept 30	at UNLV								
Oct 8	WYO								
Oct 15	at NMSU	1	0.0-0	0.0-0	0	0-0	0	0-0	0
Oct 22	FS								
Nov 5	at USU								
Nov 12	at AFA								
Nov 18	SDSU								
Nov 25	at CSU								
TOTAL		1	0.0-0	0.0-0	0	0-0	0	0-0	0

2023

Date	Opponent	TKL	TFL-Yds	Sack-Yds	FF	FR-Yds	PBU	INT-yds	TD
Sept 2	at TAMU								
Sept 9	TTU	0	0.0-0	0.0-0	0	0-0	0	0-0	0
Sept 16	NMSU								
Sept 23	at UMSS	1	0.0-0	0.0-0	0	0-0	0	0-0	0
Sept 30	at WYO	0	0.0-0	0.0-0	0	0-0	0	0-0	0
Oct 14	SJSU	0	0.0-0	0.0-0	0	0-0	0	0-0	0
Oct 21	HAW	0	0.0-0	0.0-0	0	0-0	0	0-0	0
Oct 28	at NEV	1	0.0-0	0.0-0	0	0-0	0	0-0	0
Nov 4	UNLV								
Nov 11	at BSU								
Nov 18	at FS								
Nov 24	USU								
TOTAL		2	0.0-0	0.0-0	0	0-0	0	0-0	0
CAREER		3	0.0-0	0.0-0	0	0-0	0	0-0	0

DB - #20 Hunter Sellers

2022

Date	Opponent	TKL	TFL-Yds	Sack-Yds	FF	FR-Yds	PBU	INT-yds	TD
Sept 3	MAINE								
Sept 9	BSU								
Sept 17	UTEP								
Sept 24	at LSU	0	0.0-0	0.0-0	0	0-0	0	0-0	0
Sept 30	at UNLV								
Oct 8	WYO								
Oct 15	at NMSU								
Oct 22	FS	1	0.0-0	0.0-0	0	0-0	0	0-0	0
Nov 5	at USU								
Nov 12	at AFA								
Nov 18	SDSU								
Nov 25	at CSU								
TOTAL		1	0.0-0	0.0-0	0	0-0	0	0-0	0

2023

Date	Opponent	TKL	TFL-Yds	Sack-Yds	FF	FR-Yds	PBU	INT-yds	TD
Sept 2	at TAMU								
Sept 9	TTU								
Sept 16	NMSU								
Sept 23	at UMSS	1	0.0-0	0.0-0	0	0-0	0	0-0	0
Sept 30	at WYO	0	0.0-0	0.0-0	0	0-0	0	0-0	0
Oct 14	SJSU	2	0.0-0	0.0-0	0	0-0	0	0-0	0
Oct 21	HAW	4	0.0-0	0.0-0	0	0-0	1	0-0	0
Oct 28	at NEV	1	0.0-0	0.0-0	0	0-0	0	0-0	0
Nov 4	UNLV								
Nov 11	at BSU								
Nov 18	at FS								
Nov 24	USU								
TOTAL		8	0.0-0	0.0-0	0	0-0	1	0-0	0
CAREER		9	0.0-0	0.0-0	0	0-0	1	0-0	0

DB - #22 Christian Ellis

2022

Date	Opponent	TKL	TFL-Yds	Sack-Yds	FF	FR-Yds	PBU	INT-yds	TD
Sept 3	MAINE								
Sept 9	BSU								
Sept 17	UTEP								
Sept 24	at LSU								
Sept 30	at UNLV								
Oct 8	WYO	0	0.0-0	0.0-0	0	0-0	0	0-0	0
Oct 15	at NMSU	0	0.0-0	0.0-0	0	0-0	0	0-0	0
Oct 22	FS	0	0.0-0	0.0-0	0	0-0	0	0-0	0
Nov 5	at USU	1	0.0-0	0.0-0	0	0-0	0	0-0	0
Nov 12	at AFA	0	0.0-0	0.0-0	0	0-0	0	0-0	0
Nov 18	SDSU	2	0.0-0	0.0-0	0	0-0	0	0-0	0
Nov 25	at CSU	0	0.0-0	0.0-0	0	0-0	0	0-0	0
TOTAL		3	0.0-0	0.0-0	0	0-0	0	0-0	0

2023

Date	Opponent	TKL	TFL-Yds	Sack-Yds	FF	FR-Yds	PBU	INT-Yds	TD
Sept 2	at TAMU	2	0.0-0	0.0-0	0	0-0	0	0-0	0
Sept 9	TTU	6	1.0-9	0.0-0	0	0-0	0	0-0	0
Sept 16	NMSU	2	0.0-0	0.0-0	0	0-0	0	0-0	0
Sept 23	at UMSS	10	0.0-0	0.0-0	0	0-0	1	0-0	0
Sept 30	at WYO	5	0.0-0	0.0-0	0	0-0	0	0-0	0
Oct 14	SJSU	7	0.0-0	0.0-0	0	0-0	1	0-0	0
Oct 21	HAW	6	0.0-0	0.0-0	0	0-0	0	0-0	0
Oct 28	at NEV	5	0.0-0	0.0-0	0	0-0	0	0-0	0
Nov 4	UNLV								
Nov 11	at BSU								
Nov 18	at FS								
Nov 24	USU								
TOTAL		43	1.0-9	0.0-0	0	0-0	2	0-0	0
CAREER		46	1.0-9	0.0-0	0	0-0	2	0-0	0

LB - #16 Dimitri Johnson

2023

Date	Opponent	TKL	TFL-Yds	Sack-Yds	FF	FR-Yds	PBU	INT-yds	TD
Sept 2	at TAMU	4	0.0-0	0.0-0	0	0-0	0	0-0	0
Sept 9	TTU	4	0.0-0	0.0-0	0	1-37	1	0-0	0
Sept 16	NMSU	2	0.0-0	0.0-0	0	0-0	0	0-0	0
Sept 23	at UMSS	6	0.5-1	0.0-0	1	0-0	0	0-0	0
Sept 30	at WYO	1	0.0-0	0.0-0	0	0-0	0	0-0	0
Oct 14	SJSU	1	0.0-0	0.0-0	0	0-0	0	0-0	0
Oct 21	HAW	6	0.0-0	0.0-0	0	1-0	1	0-0	0
Oct 28	at NEV	5	1.5-6	0.5-3	0	0-0	0	0-0	0
Nov 4	UNLV								
Nov 11	at BSU								
Nov 18	at FS								
Nov 24	USU								
TOTAL		28	2.0-7	0.5-3	1	2-37	2	0-0	0

LB - #18 Alec Marenco

2021

Date	Opponent	TKL	TFL-Yds	Sack-Yds	FF	FR-Yds	PBU	INT-yds	TD
Sept 2	HBU							Did Not Play	
Sept. 11	NMSU							Did Not Play	
Sept. 18	at TAMU	1	0.0-0	0.0-0	0	0-0	0	0-0	0
Sept. 25	at UTEP	0	0.0-0	0.0-0	0	0-0	0	0-0	0
Oct. 2	AFA	1	0.0-0	0.0-0	0	0-0	0	0-0	0
Oct. 9	at SDSU	1	0.0-0	0.0-0	0	0-0	0	0-0	0
Oct. 16	CSU	0	0.0-0	0.0-0	0	0-0	0	0-0	0
Oct. 23	at WYO	0	0.0-0	0.0-0	0	0-0	0	0-0	0
Nov. 6	UNLV	1	0.0-0	0.0-0	0	0-0	0	0-0	0
Nov. 13	at FS	0	0.0-0	0.0-0	0	0-0	0	0-0	0
Nov. 20	at BSU	0	0.0-0	0.0-0	0	0-0	0	0-0	0
Nov. 26	USU	0	0.0-0	0.0-0	0	0-0	0	0-0	0
TOTAL		4	0.0-0	0.0-0	0	0-0	0	0-0	0

2022

Date	Opponent	TKL	TFL-Yds	Sack-Yds	FF	FR-Yds	PBU	INT-yds	TD
Sept 3	MAINE	3	0.0-0	0.0-0	0	0-0	0	0-0	0
Sept 9	BSU	4	0.0-0	0.0-0	0	0-0	0	0-0	0
Sept 17	UTEP	3	0.0-0	0.0-0	0	0-0	0	0-0	0
Sept 24	at LSU	8	0.0-0	0.0-0	0	0-0	0	0-0	0
Sept 30	at UNLV	6	0.0-0	0.0-0	0	0-0	0	0-0	0
Oct 8	WYO							Did Not Play	
Oct 15	at NMSU							Did Not Play	
Oct 22	FS							Did Not Play	
Nov 5	at USU							Did Not Play	
Nov 12	at AFA							Did Not Play	
Nov 18	SDSU							Did Not Play	
Nov 25	at CSU							Did Not Play	
TOTAL		24	0.0-0	0.0-0	0	0-0	0	0-0	0

2023

Date	Opponent	TKL	TFL-Yds	Sack-Yds	FF	FR-Yds	PBU	INT-yds	TD
Sept 2	at TAMU	1	0.0-0	0.0-0	0	0-0	0	0-0	0
Sept 9	TTU	4	0.0-0	0.0-0	0	0-0	1	0-0	0
Sept 16	NMSU	5	0.5-1	0.5-1	0	0-0	0	0-0	0
Sept 23	at UMSS	12	0.0-0	0.0-0	0	0-0	0	0-0	0
Sept 30	at WYO	9	0.0-0	0.0-0	0	0-0	0	0-0	0
Oct 14	SJSU	5	1.5-2	0.0-0	0	0-0	1	0-0	0
Oct 21	HAW	3	0.0-0	0.0-0	0	0-0	1	0-0	0
Oct 28	at NEV	4	0.0-0	0.0-0	0	0-0	0	0-0	0
Nov 4	UNLV								
Nov 11	at BSU								
Nov 18	at FS								
Nov 24	USU								
TOTAL		43	2.0-3	0.5-1	0	0-0	3	0-0	0
CAREER		67	2.0-3	0.5-1	0	0-0	3	0-0	0

LB - #21 Mihalios Santorineos

2023

Date	Opponent	TKL	TFL-Yds	Sack-Yds	FF	FR-Yds	PBU	INT-yds	TD
Sept 2	at TAMU	0	0.0-0	0.0-0	0	0-0	0	0-0	0
Sept 9	TTU	4	1.0-9	1.0-9	0	0-0	0	0-0	0
Sept 16	NMSU	1	0.0-0	0.0-0	0	0-0	0	0-0	0
Sept 23	at UMSS							Did Not Play	
Sept 30	at WYO	0	0.0-0	0.0-0	0	0-0	0	0-0	0
Oct 14	SJSU	0	0.0-0	0.0-0	0	0-0	0	0-0	0
Oct 21	HAW	4	0.0-0	0.0-0	0	0-0	0	0-0	0
Oct 28	at NEV	3	1.5-5	0.5-3	0	0-0	0	0-0	0
Nov 4	UNLV								
Nov 11	at BSU								
Nov 18	at FS								
Nov 24	USU								
TOTAL		12	2.5-14	1.5-12	0	0-0	0	0-0	0

LB - #24 Jayden Wilson

2023

Date	Opponent	TKL	TFL-Yds	Sack-Yds	FF	FR-Yds	PBU	INT-yds	TD
Sept 2	at TAMU	0	0.0-0	0.0-0	0	0-0	0	0-0	0
Sept 9	TTU	3	0.0-0	0.0-0	0	0-0	0	0-0	0
Sept 16	NMSU	0	0.0-0	0.0-0	0	0-0	0	0-0	0
Sept 23	at UMSS	1	0.0-0	0.0-0	0	0-0	0	0-0	0
Sept 30	at WYO	0	0.0-0	0.0-0	0	0-0	0	0-0	0
Oct 14	SJSU	1	0.0-0	0.0-0	0	0-0	0	0-0	0
Oct 21	HAW	2	0.0-0	0.0-0	0	0-0	0	0-0	0
Oct 28	at NEV	2	0.0-0	0.0-0	0	0-0	0	0-0	0
Nov 4	UNLV								
Nov 11	at BSU								
Nov 18	at FS								
Nov 24	USU								
TOTAL		9	0.0-0	0.0-0	0	0-0	0	0-0	0

LB - #26 Tate Zimmerman

2022

Date	Opponent	TKL	TFL-Yds	Sack-Yds	FF	FR-Yds	PBU	INT-yds	TD
Sept 3	MAINE	0	0.0-0	0.0-0	0	0-0	0	0-0	0
Sept 9	BSU	0	0.0-0	0.0-0	0	0-0	0	0-0	0
Sept 17	UTEP	0	0.0-0	0.0-0	0	0-0	0	0-0	0
Sept 24	at LSU	0	0.0-0	0.0-0	0	0-0	0	0-0	0
Sept 30	at UNLV	0	0.0-0	0.0-0	0	0-0	0	0-0	0
Oct 8	WYO	1	0.0-0	0.0-0	0	0-0	0	0-0	0
Oct 15	at NMSU	0	0.0-0	0.0-0	0	0-0	0	0-0	0
Oct 22	FS	0	0.0-0	0.0-0	0	0-0	0	0-0	0
Nov 5	at USU	0	0.0-0	0.0-0	0	0-0	0	0-0	0
Nov 12	at AFA	0	0.0-0	0.0-0	0	0-0	0	0-0	0
Nov 18	SDSU	0	0.0-0	0.0-0	0	0-0	0	0-0	0
Nov 25	at CSU	0	0.0-0	0.0-0	0	0-0	0	0-0	0
TOTAL		1	0.0-0	0.0-0	0	0-0	0	0-0	0

2023

Date	Opponent	TKL	TFL-Yds	Sack-Yds	FF	FR-Yds	PBU	INT-yds	TD
Sept 2	at TAMU	0	0.0-0	0.0-0	0	0-0	0	0-0	0
Sept 9	TTU	1	0.0-0	0.0-0	0	0-0	0	0-0	0
Sept 16	NMSU	1	0.0-0	0.0-0	0	0-0	0	0-0	0
Sept 23	at UMSS	0	0.0-0	0.0-0	0	0-0	0	0-0	0
Sept 30	at WYO	2	0.0-0	0.0-0	0	0-0	0	0-0	0
Oct 14	SJSU	1	0.0-0	0.0-0	0	0-0	0	0-0	0
Oct 21	HAW	1	0.0-0	0.0-0	0	0-0	0	0-0	0
Oct 28	at NEV	0	0.0-0	0.0-0	0	0-0	0	0-0	0
Nov 4	UNLV								
Nov 11	at BSU								
Nov 18	at FS								
Nov 24	USU								
TOTAL		6	0.0-0	0.0-0	0	0-0	0	0-0	0
CAREER		7	0.0-0	0.0-0	0	0-0	0	0-0	0

LB - #30 Ray Leutele

2020

Date	Opponent	TKL	TFL-Yds	Sack-Yds	FF	FR-Yds	PBU	INT-yds	TD
Oct 24	at CSU							No Contest	
Oct 31	SJSU	0	0.0-0	0.0-0	0	0-0	0	0-0	0
Nov 7	at HAW	2	0.0-0	0.0-0	0	0-0	0	0-0	0
Nov 14	NEV	2	1.0-2	0.0-0	0	0-0	0	0-0	0
Nov 20	at AFA	0	0.0-0	0.0-0	0	0-0	0	0-0	0
Nov 26	at USU	1	0.0-0	0.0-0	0	0-0	0	0-0	0
Dec 5	WYO	1	0.0-0	0.0-0	0	0-0	0	0-0	0
Dec 12	FS	5	1.5-2	0.0-0	0	0-0	0	0-0	0
TOTAL		11	2.5-4	0.0-0	0	0-0	0	0-0	0

2021

Date	Opponent	TKL	TFL-Yds	Sack-Yds	FF	FR-Yds	PBU	INT-yds	TD
Sept 2	HBU	3	0.5-1	0.0-0	0	0-0	2	1-3	0
Sept. 11	NMSU	2	0.0-0	0.0-0	0	0-0	0	0-0	0
Sept. 18	at TAMU	3	1.0-3	1.0-3	0	0-0	0	0-0	0
Sept. 25	at UTEP	1	1.0-11	1.0-11	0	0-0	0	0-0	0
Oct. 2	AFA	5	0.0-0	0.0-0	0	0-0	0	0-0	0
Oct. 9	at SDSU	5	1.0-2	0.0-0	1	1-15	0	0-0	1
Oct. 16	CSU	4	2.0-12	1.0-10	0	0-0	0	0-0	0
Oct. 23	at WYO	2	0.0-0	0.0-0	0	0-0	0	0-0	0
Nov. 6	UNLV	1	0.0-0	0.0-0	0	0-0	0	0-0	0
Nov. 13	at FS	4	1.5-13	1.0-11	0	0-0	0	0-0	0
Nov. 20	at BSU	2	0.5-1	0.0-0	0	0-0	0	0-0	0
Nov. 26	USU	4	0.0-0	0.0-0	0	0-0	0	0-0	0
TOTAL		36	7.5-42	4.0-35	1	1-15	2	1-3	1

2022

Date	Opponent	TKL	TFL-Yds	Sack-Yds	FF	FR-Yds	PBU	INT-yds	TD
Sept 3	MAINE	1	0.0-0	0.0-0	0	0-0	0	0-0	0
Sept 9	BSU	4	0.0-0	0.0-0	0	0-0	0	0-0	0
Sept 17	UTEP	1	1.0-7	1.0-7	0	0-0	0	0-0	0
Sept 24	at LSU								
Sept 30	at UNLV								
Oct 8	WYO								
Oct 15	at NMSU								
Oct 22	FS								
Nov 5	at USU	3	0.0-0	0.0-0	0	0-0	0	0-0	0
Nov 12	at AFA	2	0.0-0	0.0-0	0	0-0	0	0-0	0
Nov 18	SDSU	3	0.0-0	0.0-0	0	0-0	0	0-0	0
Nov 25	at CSU	3	0.0-0	0.0-0	0	0-0	0	0-0	0
TOTAL		17	1.0-7	1.0-7	0	0-0	0	0-0	0

2023

Date	Opponent	TKL	TFL-Yds	Sack-Yds	FF	FR-Yds	PBU	INT-yds	TD
Sept 2	at TAMU	0	0.0-0	0.0-0	0	0-0	0	0-0	0
Sept 9	TTU	0	0.0-0	0.0-0	0	0-0	0	0-0	0
Sept 16	NMSU	0	0.0-0	0.0-0	0	0-0	0	0-0	0
Sept 23	at UMASS	5	0.5-6	0.5-6	0	0-0	0	0-0	0
Sept 30	at WYO	3	0.0-0	0.0-0	0	0-0	0	0-0	0
Oct 14	SJSU	1	0.0-0	0.0-0	0	0-0	0	0-0	0
Oct 21	HAW	0	0.0-0	0.0-0	0	0-0	0	0-0	0
Oct 28	at NEV	0	0.0-0	0.0-0	0	0-0	0	0-0	0
Nov 4	UNLV								
Nov 11	at BSU								
Nov 18	at FS								
Nov 24	USU								
TOTAL		9	0.5-6	0.5-6	0	0-0	0	0-0	0
CAREER		39	3.5-20	3.5-20	1	1-0	1	0-0	0

DL - #55 Avery Burt

2023

Date	Opponent	TKL	TFL-Yds	Sack-Yds	FF	FR-Yds	PBU	INT-yds	TD
Sept 2	at TAMU					Did Not Play	0		
Sept 9	TTU					Did Not Play			
Sept 16	NMSU					Did Not Play			
Sept 23	at UMASS					Did Not Play			
Sept 30	at WYO					Did Not Play			
Oct 14	SJSU					Did Not Play			
Oct 21	HAW	2	0.0-0	0.0-0	0	0-0	0	0-0	0
Oct 28	at NEV	0	0.0-0	0.0-0	0	0-0	0	0-0	0
Nov 4	UNLV								
Nov 11	at BSU								
Nov 18	at FS								
Nov 24	USU								
TOTAL		2	0.0-0	0.0-0	0	0-0	0	0-0	0

DL - #66 Tavien Ford (Played OL in 2022)

2023

Date	Opponent	TKL	TFL-Yds	Sack-Yds	FF	FR-Yds	PBU	INT-yds	TD
Sept 2	at TAMU	0	0.0-0	0.0-0	0	0-0	0	0-0	0
Sept 9	TTU	1	0.0-0	0.0-0	0	0-0	0	0-0	0
Sept 16	NMSU	0	0.0-0	0.0-0	0	0-0	0	0-0	0
Sept 23	at UMASS	2	0.0-0	0.0-0	0	0-0	0	0-0	0
Sept 30	at WYO	0	0.0-0	0.0-0	0	0-0	0	0-0	0
Oct 14	SJSU	0	0.0-0	0.0-0	0	0-0	0	0-0	0
Oct 21	HAW	0	0.0-0	0.0-0	0	0-0	0	0-0	0
Oct 28	at NEV	1	0.0-0	0.0-0	0	0-0	0	0-0	0
Nov 4	UNLV								
Nov 11	at BSU								
Nov 18	at FS								
Nov 24	USU								
TOTAL		4	0.0-0	0.0-0	0	0-0	0	0-0	0

DL - #87 Joe Ray Maez (Played TE in 2022)

2022

Date	Opponent	Rush	Yds	TD	LG	Rec	Yds	TD	LG
Sept. 3	MAINE	0	0	0	0	0	0	0	0
Sept 9	BSU	0	0	0	0	0	0	0	0
Sept 17	UTEP	0	0	0	0	0	0	0	0
Sept 24	at LSU	0	0	0	0	0	0	0	0
Sept 30	at UNLV	0	0	0	0	0	0	0	0
Oct 8	WYO	0	0	0	0	0	0	0	0
Oct 15	at NMSU	0	0	0	0	0	0	0	0
Oct 22	FS	0	0	0	0	0	0	0	0
Nov 5	at USU	0	0	0	0	0	0	0	0
Nov 12	at AFA	0	0	0	0	0	0	0	0
Nov 18	SDSU	0	0	0	0	0	0	0	0
Nov 25	at CSU	0	0	0	0	0	0	0	0
TOTAL		0	0	0	0	0	0	0	0

2023

Date	Opponent	TKL	TFL-Yds	Sack-Yds	FF	FR-Yds	PBU	INT-yds	TD
Sept 2	at TAMU	0	0.0-0	0.0-0	0	0-0	0	0-0	0
Sept 9	TTU	0	0.0-0	0.0-0	0	0-0	0	0-0	0
Sept 16	NMSU	0	0.0-0	0.0-0	0	0-0	0	0-0	0
Sept 23	at UMASS	0	0.0-0	0.0-0	0	0-0	0	0-0	0
Sept 30	at WYO	0	0.0-0	0.0-0	0	0-0	0	0-0	0
Oct 14	SJSU	0	0.0-0	0.0-0	0	0-0	0	0-0	0
Oct 21	HAW	1	0.0-0	0.0-0	0	0-0	0	0-0	0
Oct 28	at NEV	1	0.0-0	0.0-0	0	0-0	0	0-0	0
Nov 4	UNLV								
Nov 11	at BSU								
Nov 18	at FS								
Nov 24	USU								
TOTAL		2	0.0-0	0.0-0	0	0-0	0	0-0	0

DL - #90 Tyler Kiehne

2022

Date	Opponent	TKL	TFL-Yds	Sack-Yds	FF	FR-Yds	PBU	INT-yds	TD
Sept 3	MAINE					Did Not Play			
Sept 9	BSU	0	0.0-0	0.0-0	0	0-0	0	0-0	0
Sept 17	UTEP	0	0.0-0	0.0-0	0	0-0	0	0-0	0
Sept 24	at LSU					Did Not Play			
Sept 30	at UNLV	0	0.0-0	0.0-0	0	0-0	0	0-0	0
Oct 8	WYO					Did Not Play			
Oct 15	at NMSU					Did Not Play			
Oct 22	FS	0	0.0-0	0.0-0	0	0-0	0	0-0	0
Nov 5	at USU	1	0.0-0	0.0-0	0	0-0	0	0-0	0
Nov 12	at AFA					Did Not Play			
Nov 18	SDSU					Did Not Play			
Nov 25	at CSU	1	0.0-0	0.0-0	0	0-0	0	0-0	0
TOTAL		2	0.0-0	0.0-0	0	0-0	0	0-0	0

2023

Date	Opponent	TKL	TFL-Yds	Sack-Yds	FF	FR-Yds	PBU	INT-yds	TD
Sept 2	at TAMU	3	0.0-0	0.0-0	0	0-0	0	0-0	0
Sept 9	TTU	1	0.0-0	0.0-0	0	0-0	1	0-0	0
Sept 16	NMSU	2	0.0-0	0.0-0	0	0-0	0	0-0	0
Sept 23	at UMASS	2	0.0-0	0.0-0	0	0-0	0	0-0	0
Sept 30	at WYO	2	1.0-8	1.0-8	1	0-0	1	0-0	0
Oct 14	SJSU	0	0.0-0	0.0-0	0	0-0	1	0-0	0
Oct 21	HAW	0	0.0-0	0.0-0	0	0-0	0	0-0	0
Oct 28	at NEV	3	0.0-0	0.0-0	0	0-0	0	0-0	0
Nov 4	UNLV								
Nov 11	at BSU								
Nov 18	at FS								
Nov 24	USU								
TOTAL		13	1.0-8	1.0-8	1	0-0	3	0-0	0
CAREER		15	1.0-8	1.0-8	1	0-0	3	0-0	0

DL - #93 Destin Gainer

2022

Date	Opponent	TKL	TFL-Yds	Sack-Yds	FF	FR-Yds	PBU	INT-yds	TD
Sept 3	MAINE	0	0.0-0	0.0-0	0	0-0	0	0-0	0
Sept 9	BSU					Did Not Play			
Sept 17	UTEP	1	0.0-0	0.0-0	0	0-0	0	0-0	0
Sept 24	at LSU	0	0.0-0	0.0-0	0	0-0	0	0-0	0
Sept 30	at UNLV					Did Not Play			
Oct 8	WYO					Did Not Play			
Oct 15	at NMSU					Did Not Play			
Oct 22	FS					Did Not Play			
Nov 5	at USU					Did Not Play			
Nov 12	at AFA					Did Not Play			
Nov 18	SDSU					Did Not Play			
Nov 25	at CSU								
TOTAL		0	0.0-0	0.0-0	0	0-0	0	0-0	0

2023

Date	Opponent	TKL	TFL-Yds	Sack-Yds	FF	FR-Yds	PBU	INT-yds	TD
Sept 2	at TAMU	3	0.0-0	0.0-0	0	0-0	0	0-0	0
Sept 9	TTU	1	0.5-0	0.0-0	0	0-0	0	0-0	0
Sept 16	NMSU	1	0.0-0	0.0-0	0	0-0	0	0-0	0
Sept 23	at UMASS	4	0.0-0	0.0-0	0	0-0	0	0-0	0
Sept 30	at WYO	1	0.0-0	0.0-0	0	0-0	0	0-0	0
Oct 14	SJSU	1	0.0-0	0.0-0	0	0-0	0	0-0	0
Oct 21	HAW	0	0.0-0	0.0-0	0	0-0	0	0-0	0
Oct 28	at NEV	2	1.0-2	0.0-0	0	0-0	0	0-0	0
Nov 4	UNLV								
Nov 11	at BSU								
Nov 18	at FS								
Nov 24	USU								
TOTAL		13	1.5-2	0.0-0	0	0-0	0	0-0	0
CAREER		13	1.5-2	0.0-0	0	0-0	0	0-0	0

DL - #97 Hunter Rapolla

2023

Date	Opponent	TKL	TFL-Yds	Sack-Yds	FF	FR-Yds	PBU	INT-yds	TD
Sept 2	at TAMU	2	0.5-1	0.0-0	0	0-0	0	0-0	0
Sept 9	TTU	0	0.0-0	0.0-0	0	0-0	0	0-0	0
Sept 16	NMSU	0	0.0-0	0.0-0	0	0-0	0	0-0	0
Sept 23	at UMASS	3	1.0-7	0.5-6	0	0-0	0	0-0	0
Sept 30	at WYO	4	0.0-0	0.0-0	0	0-0	0	0-0	0
Oct 14	SJSU	0	0.0-0	0.0-0	0	0-0	0	0-0	0
Oct 21	HAW	3	0.5-1	0.0-0	0	0-0	0	0-0	0
Oct 28	at NEV	2	0.0-0	0.0-0	0	0-0	0	0-0	0
Nov 4	UNLV								
Nov 11	at BSU								
Nov 18	at FS								
Nov 24	USU								
TOTAL		14	2.0-9	0.5-6	0	0-0	0	0-0	0

DL - #99 Gabriel Lopez

2020 (WASHINGTON STATE)

Date	Opponent	TKL	TFL-Yds	Sack-Yds	FF	FR-Yds	PBU	INT-yds	TD
Nov 7	at OSU	0	0.0-0	0.0-0	0	0-0	0	0-0	0
Nov 14	OREGON	0	0.0-0	0.0-0	0	0-0	0	0-0	0
Nov 21	at STAN					Canceled			
Nov 27	WASH					Canceled			
Dec 6	at USC	0	0.0-0	0.0-0	0	0-0	0	0-0	0
Dec 12	CAL					Canceled			
Dec 19	at UTAH	0	0.0-0	0.0-0	0	0-0	0	0-0	0
TOTAL		0	0.0-0	0.0-0	0	0-0	0	0-0	0

2021 (WASHINGTON STATE)

P - #10 Aaron Rodriguez

2021

Date	Opponent	No	Yds	Avg	Lg	Blkd	TB	FC	50+	i20
Sept. 2	HBU	7	298	42.6	51	0	0	2	1	2
Sept. 11	NMSU	3	121	40.3	58	0	1	0	1	1
Sept. 18	at TAMU	11	441	40.1	49	0	0	4	0	2
Sept. 25	at UTEP	7	370	52.6	61	0	1	0	5	1
Oct. 2	AFA	4	168	42.0	45	0	0	3	0	1
Oct. 9	at SDSU	9	362	40.2	50	0	0	7	1	2
Oct. 16	CSU	9	376	41.8	54	0	1	3	2	1
Oct. 23	at WYO	5	228	45.6	49	0	2	1	0	2
Nov. 6	UNLV	5	228	45.6	49	0	0	1	0	0
Nov. 13	at FS	6	247	41.2	49	0	0	4	0	1
Nov. 20	at BSU	7	298	42.6	46	2	1	4	0	2
Nov. 26	at USU	7	295	42.1	58	0	1	4	2	1
TOTAL		81	3466	42.8	61	2	7	33	12	16

2022

Date	Opponent	No	Yds	Avg	Lg	Blkd	TB	FC	50+	i20
Sept 3	MAINE	2	80	40.0	43	0	1	1	0	0
Sept 9	BSU	10	509	50.9	63	1	0	1	7	3
Sept 17	UTEP	6	264	44.0	52	0	1	2	2	3
Sept 24	at LSU	9	389	43.2	55	0	1	2	1	2
Sept 30	at UNLV	5	219	43.8	51	0	0	4	1	1
Oct 8	WYO	7	298	42.6	49	0	0	6	0	2
Oct 15	at NMSU	6	255	42.5	56	0	0	1	1	0
Oct 22	FS	7	358	51.1	60	0	1	2	4	2
Nov 5	at USU	7	221	31.6	42	0	0	2	0	3
Nov 12	at AFA	6	270	45.0	55	0	0	5	2	2
Nov 18	SDSU	7	276	39.4	51	0	0	4	1	3
Nov 25	at CSU	9	439	48.8	58	0	2	4	4	2
TOTAL		81	3578	44.2	63	1	6	34	23	23

2023

Date	Opponent	No	Yds	Avg	Lg	Blkd	TB	FC	50+	i20
Sept 2	at TAMU	6	225	37.5	50	0	0	2	1	1
Sept 9	TTU	2	92	46.0	53	0	0	1	1	1
Sept 16	NMSU	3	128	42.7	48	0	0	0	0	1
Sept 23	at UMASS	5	188	37.6	51	0	0	2	1	2
Sept 30	at WYO	4	201	50.3	61	0	1	0	2	1
Oct 14	SJSU	6	278	46.3	59	1	0	3	3	3
Oct 21	HAW	3	161	53.7	60	0	0	1	2	2
Oct 28	at NEV	5	210	42.0	50	0	0	2	1	2
Nov 4	UNLV									
Nov 11	at BSU									
Nov 18	at FS									
Nov 24	USU									
TOTAL		34	1483	43.6	61	1	1	11	11	13
CAREER		196	8537	43.6	63	4	14	78	46	52

#27 K-P Charles Steinkamp

2023

Date	Opponent	FGM	FGA	LG	XPM	XPA	PTS	KO	YDS	AVG	TBOB
Sept 2	at TAMU										
Sept 9	TTU	0	0	-	0	0	0	2	122	61.0	1 0
Sept 16	NMSU										
Sept 23	at UMASS										
Sept 30	at WYO	0	0	-	0	0	0	0	---	0 0	
Oct 14	SJSU										
Oct 21	HAW										
Oct 28	at NEV	0	0	-	0	0	0	0	---	0 0	
Nov 4	UNLV										
Nov 11	at BSU										
Nov 18	at FS										
Nov 24	USU										
TOTAL		0	0	-	0	0	0	2	122	61.0	1 0

#94 - K Luke Drzewiecki

2022

Date	Opponent	FGM	FGA	LG	XPM	XPA	PTS	KO	YDS	AVG	TBOB
Sept 3	MAINE										
Sept 9	BSU	0	0	0	2	2	2	0	0	0.0	0 0
Sept 17	UTEP	1	3	37	2	2	5	0	0	0.0	0 0
Sept 24	at LSU										
Sept 30	at UNLV										
Oct 8	WYO										
Oct 15	at NMSU	3	3	44	0	0	9	0	0	0.0	0 0
Oct 22	FS	3	3	33	0	0	9	0	0	0.0	0 0
Nov 5	at USU	1	2	31	1	1	4	0	0	0.0	0 0
Nov 12	at AFA	1	1	39	0	0	3	0	0	0.0	0 0
Nov 18	SDSU	1	1	39	1	1	4	0	0	0.0	0 0
Nov 25	at CSU	0	1	0	0	0	0	0	0	0.0	0 0
TOTAL		10	14	44	6	6	36	0	0	0.0	0 0

2023

Date	Opponent	FGM	FGA	LG	XPM	XPA	PTS	KO	YDS	AVG	TBOB
Sept 2	at TAMU	1	1	27	1	1	4	3	136	45.3	0 0
Sept 9	TTU	0	0	-	8	8	8	7	450	64.3	4 0
Sept 16	NMSU	1	2	25	2	2	5	4	257	64.2	2 0
Sept 23	at UMASS	0	0	-	4	4	4	5	264	52.8	0 0
Sept 30	at WYO	2	2	39	2	3	8	5	303	60.6	3 0
Oct 14	SJSU	1	1	41	3	3	6	5	306	61.2	2 0
Oct 21	HAW	0	0	-	6	6	6	7	447	63.9	5 0
Oct 28	at NEV	1	1	47	1	1	4	4	208	52.0	0 0
Nov 4	UNLV										
Nov 11	at BSU										
Nov 18	at FS										
Nov 24	USU										
TOTAL		6	7	47	27	28	45	40	2371	59.3	16 0
CAREER		16	21	47	33	34	81	40	2371	59.3	16 0

Texas A&M (5-3, 3-2)

Sept 2	New Mexico	W 52-10
Sept 9	at Miami	L 33-48
Sept 16	ULM	W 47-3
Sept 23	*Auburn	W 27-10
Sept 30	*vs. Arkansas	W 34-22
Oct 7	*No. 11 Alabama	L 20-26
Oct 14	*at No. 19 Tennessee	L 13-20
Oct 28	*South Carolina	W 30-17
Nov 4	*at Ole Miss	
Nov 11	*Mississippi State	
Nov 18	Abilene Christian	
Nov 25	*at LSU	

Tennessee Tech (3-5, 1-2)

Aug 31	at Furman	L 10-45
Sept 9	at New Mexico	L 10-56
Sept 16	North Alabama	L 7-20
Sept 23	Kennesaw State	W 17-7
Oct 7	*at Lindenwood	L 0-23
Oct 14	at South Carolina State	W 28-7
Oct 21	*Southeast Missouri State	L 3-28
Oct 28	*at Robert Morris	W 38-14
Nov 4	*UT Martin	
Nov 11	*Gardner-Webb	
Nov 18	*at Tennessee State	

New Mexico State (6-3, 4-1)

Aug 26	Massachusetts	L 30-41
Sept 2	Western Illinois	W 58-21
Sept 9	*at Liberty	L 17-33
Sept 16	at New Mexico	W 27-17
Sept 23	at Hawai'i	L 17-20
Oct 4	*FIU	W 34-17
Oct 11	*Sam Houston State	W 27-13
Oct 18	*at UTEP	W 28-7
Oct 24	*at Louisiana Tech	W 27-24
Nov 4	*Middle Tennessee State	
Nov 11	*at Western Kentucky	
Nov 18	*at Auburn	
Nov 25	*Jacksonville State	

Massachusetts (2-7)

Aug 26	at New Mexico State	W 41-30
Sept 2	at Auburn	L 14-59
Sept 9	Miami (OH)	L 28-41
Sept 16	at Eastern Michigan	L 17-19
Sept 23	New Mexico	L (OT) 31-34
Sept 30	Arkansas State	L 28-52
Oct 7	Toledo	L 24-41
Oct 14	at No. 6 Penn State	L 0-63
Oct 28	at Army	W 21-14
Nov 4	Merrimack	
Nov 18	at Liberty	
Nov 25	vs. Connecticut	

Wyoming (5-3, 2-2)

Sept 2	at Texas Tech	W (2OT) 35-33
Sept 9	Portland State	W 31-17
Sept 16	at No. 4 Texas	L 10-31
Sept 23	Appalachian State	W 22-19
Sept 30	*New Mexico	W 35-26
Oct 7	*No. 24 Fresno State	W 24-19
Oct 14	*at Air Force	L 27-34
Oct 28	*at Boise State	L 7-32
Nov 3	*Colorado State	
Nov 10	*at UNLV	
Nov 18	*Hawai'i	
Nov 25	*at Nevada	

San Jose State (4-5, 3-2)

Aug 26	at No. 6 USC	L 28-56
Sept 3	No. 18 Oregon State	L 17-42
Sept 9	Cal Poly	W 59-3
Sept 16	at Toledo	L 17-21
Sept 22	*Air Force	L 20-45
Oct 7	*at Boise State	L 27-35
Oct 14	*at New Mexico	W 52-24
Oct 21	*Utah State	W 42-21
Oct 28	*at Hawai'i	W 35-0
Nov 11	*Fresno State	
Nov 18	*San Diego State	
Nov 25	*at UNLV	

Hawai'i (2-7, 0-4)

Aug 26	at Vanderbilt	L 28-35
Sept 1	Stanford	L 24-37
Sept 9	Albany	W 31-20
Sept 16	at No. 13 Oregon	L 10-55
Sept 23	New Mexico State	W 20-17
Sept 30	*at UNLV	L 20-44
Oct 14	*San Diego State	L 34-41
Oct 21	*at New Mexico	L 21-42
Oct 28	*San Jose State	L 0-35
Nov 4	*at Nevada	
Nov 11	*Air Force	
Nov 18	*at Wyoming	
Nov 25	*Colorado State	

Nevada (2-6, 2-2)

Sept 2	at No. 6 USC	L 14-66
Sept 9	Idaho	L 6-33
Sept 16	Kansas	L 24-31
Sept 23	at Texas State	L 24-35
Sept 30	*at No. 25 Fresno State	L 9-27
Oct 14	*UNLV	L 27-45
Oct 21	*at San Diego State	W 6-0
Oct 28	*New Mexico	W 34-24
Nov 4	*Hawai'i	
Nov 11	*at Utah State	
Nov 18	*at Colorado State	
Nov 25	*Wyoming	

UNLV (6-2, 3-1)

Sept 2	Bryant	W 44-14
Sept 9	at No. 2 Michigan	L 7-35
Sept 16	Vanderbilt	W 40-37
Sept 23	at UTEP	W 45-28
Sept 30	*Hawai'i	W 44-20
Oct 14	*at Nevada	W 45-27
Oct 21	*Colorado State	W 25-23
Oct 28	*at Fresno State	L 24-31
Nov 4	*at New Mexico	
Nov 10	*Wyoming	
Nov 18	*at Air Force	
Nov 25	*San Jose State	

Boise State (4-4, 3-1)

Sept 2	at No. 10 Washington	L 19-56
Sept 9	UCF	L 16-18
Sept 16	North Dakota	W 42-18
Sept 22	*at San Diego State	W 34-31
Sept 30	at Memphis	L 32-35
Oct 7	*San Jose State	W 35-27
Oct 14	*at Colorado State	L 30-31
Oct 28	*Wyoming	W 32-7
Nov 4	*at Fresno State	
Nov 11	*New Mexico	
Nov 18	*at Utah State	
Nov 24	*Air Force	

Fresno State (7-1, 3-1)

Sept 2	at Purdue	W 39-35
Sept 9	Eastern Washington	W (2OT) 34-31
Sept 16	at Arizona State	W 29-0
Sept 23	Kent State	W 53-10
Sept 30	*Nevada	W 27-9
Oct 7	*at Wyoming	L 19-24
Oct 13	*at Utah State	W 37-32
Oct 28	*UNLV	W 31-24
Nov 4	*Boise State	
Nov 11	*at San Jose State	
Nov 18	*New Mexico	
Nov 25	*at San Diego State	

Utah State (3-5, 1-3)

Sept 2	at No. 25 Iowa	L 14-24
Sept 9	Idaho State	W 78-28
Sept 15	*at Air Force	L 21-39
Sept 23	James Madison	L 38-45
Sept 30	at Connecticut	W 34-33
Oct 7	*Colorado State	W 44-24
Oct 13	*Fresno State	L 32-37
Oct 21	*at San Jose State	L 21-42
Nov 4	*at San Diego State	
Nov 11	*Nevada	
Nov 18	*Boise State	
Nov 24	*at Utah State	

THE GONZALES FILE

Full Name: Daniel Ray Gonzales
Born: January 13, 1976
Birthplace: Albuquerque, N.M.
Alma Mater: New Mexico, 1999, B.A., Business Administration/General Management. New Mexico, 2002, M.A., Physical Education and Recreation
Playing Experience: New Mexico, 1995-98
Family: Wife, Sandra, children Cole, Jake, Chloe and Abby.



Danny Gonzales, a native of Albuquerque who played football at Valley High School before playing for UNM and then serving as an assistant coach, has come home.

Gonzales, who has taken part in bowl games in 14 of the past 17 seasons, enters his fourth season as the head coach of The University of New Mexico. Gonzales was hired on December 17, 2019. The announcement was made by Director of Athletics Eddie Nuñez at halftime of a Lobo men's basketball game, and then he was formally introduced at a press conference the next day in The Pit.

The new Lobo head coach is certainly familiar with UNM, as a player, staff member and as a Lobo assistant coach, as well as through his time coaching against UNM. He joined his mentor and former coach Rocky Long as Lobo football players returning to coach their alma mater. In a 2006 article in the Albuquerque Journal, Long predicted that Gonzales would one day be the head coach of the Lobos.

In 2022, the Lobos once again lowered its total defense yards per game number, and the program has now cut off 125.5 yards per game from when Gonzales arrived. Last year UNM had a top-30 passing defense, with the program allowing just 202.8 yards per game through the air, finishing 30th, and that comes after inheriting the worst passing defensive team in the nation from 2019. The passing yardage total is the lowest for UNM in 15 years, since the Lobos allowed 197.4

yards per game in 2007.

UNM finished in the top 50 in total defense for the season straight year, and its the first time that UNM has finished in the top 50 in back-to-back years since 2007-08. The Lobo defense also finished in the top 35 in third down defense and in the top 25 in defensive first downs. The Lobos finished the season with eight All-Mountain West picks, tying for the most in the past 10 seasons, and three Second Team picks, the second most in the last 10 years. Additionally, UNM had its first positional Freshman All-American in A.J. Haulcy for the first time since 2014.

In 2021, Gonzales for the second straight season increased UNM's win total, including a win in his inaugural matchup with New Mexico State, winning 34-25. The Lobo defense made huge strides in 2021 as Gonzales works to get UNM back to the Lobo defenses of the 2000s. The Lobos ranked 44th overall in total defense, a 57-spot improvement from 2020.

Overall, UNM allowed 363.1 yards per game, and that was the lowest total in 13 seasons, since the 2008 team allowed 335.8 yards per game. UNM ranked 44th overall, and the 2008 team ranked 45th. The 2021 teams' ranking was the best since 2007, when UNM ranked 13th in total defense at 319.9 yards per game.

The Lobos rushing defense stood at 143.2 yards per game, better than a 20-yard per game improvement from 2020, and it was the best rushing defense since 2008 when UNM ranked 26th at 122.3 yards per game. Passing-wise, UNM allowed just 219.8 passing yards per game to rank 54th, an incredible adjustment from 2019 when the passing defense allowed 321.4 yards per game and ranked 130th (last) in the FBS. It was UNM's best passing defense since 2010 when the unit ranked 53rd at 218.8 yards per game.

The 2021 season also saw UNM deal with adversity that most teams have never seen, losing so many quarterbacks during the year that the Lobos were forced to start a graduate manager at quarterback in the final game of the season.

Gonzales' first season in 2020 was like no other in the history of college football, and while sometimes that type of sentence can be hyperbole ... it's not. Gonzales, without a full spring season and coaching a team that spent what little time in the preseason practicing in groups of five or 10, was also faced with no home games in 2020 due to the global COVID-19 pandemic and the state of New Mexico health order that wouldn't allow for games. Gonzales was able to lead his team through the 2021 season, going 2-5 overall and in the Mountain West. Those two wins, despite the odds stacked against the Lobos, equaled the number of Mountain West wins over the previous three seasons combined.

The 2020 season saw UNM go through four starting quarterbacks, and a fifth who was injured prior to the start of the season. Gonzales proved his coaching mettle, utilizing 21 true freshmen during the season including a true freshman starting walk-on quarterback, just the third true freshman starting quarterback to start an FBS game since 2013. Gonzales also coached Lobo Football's first national award winner as Teton Saltes was named the winner of the Wuerffel Trophy for athletic, academics and community service.

The Lobos quickly established a reputation as a team that never takes plays off and has a hard-hitting, hard-nosed defense. He was rated an "A" hire for UNM by several preseason publications.

Gonzales came to UNM after spending two seasons at Arizona State as defensive coordinator, and the previous seven before that as safeties coach and defensive coordinator at San Diego State. In 2018, he was a nominee for the Broyles Award, given to the most outstanding assistant coach in college football.

UNDER GONZALES...

NEW MEXICO RECORD WHEN.....'20.....'21.....'22.....'23..... OVERALL

Lobos lead after 1st quarter	0-2.....3-1.....1-2.....2-2.....6-7
Lobos trail after 1st quarter.....	1-2.....0-8.....0-5.....0-3.....1-18
Score tied after 1st quarter	1-1.....0-0.....1-3.....1-0.....3-4
Lobos lead after halftime.....	0-3.....3-1.....2-3.....3-1.....8-8
Lobos trail after halftime.....	2-2.....0-8.....0-7.....0-4.....2-21
Score tied after halftime.....	0-0.....0-0.....0-0.....0-0.....0-0
Lobos lead after 3rd quarter.....	0-0.....3-0.....2-0.....3-0.....8-0
Lobos trail after 3rd quarter	2-5.....0-9.....0-9.....0-5.....2-28
Score tied after 3rd quarter.....	0-0.....0-0.....0-1.....0-0.....0-1

SCHEDULE BREAKDOWN.....'20.....'21.....'22.....'23..... OVERALL

Overall	2-5.....3-9.....2-10.....3-5.....10-29
August	0-0.....0-0.....0-0.....0-0.....0-0
September.....	0-0.....2-2.....2-3.....2-3.....6-8
October.....	0-1.....1-3.....0-3.....1-2.....2-9
November.....	0-4.....0-4.....0-4.....0-0.....0-12
December.....	2-0.....0-0.....0-0.....0-0.....2-0

CONFERENCE GAMES.....'20.....'21.....'22.....'23..... OVERALL

Home	0-0.....0-4.....0-4.....1-1.....1-9
Road	0-4.....1-3.....0-4.....0-2.....1-13
Neutral.....	2-1.....0-0.....0-0.....0-0.....2-1

NON-CONFERENCE GAMES.....'20.....'21.....'22.....'23..... OVERALL

Home	0-0.....2-0.....2-0.....1-1.....5-1
Road	0-0.....0-2.....0-2.....1-1.....1-5

MISCELLANEOUS.....'20.....'21.....'22.....'23..... OVERALL

Games Decided by a TD or less (8 pts)	1-2.....0-1.....0-0...1-0.....2-3
Games Decided by a FG or less (3 pts)	1-0.....0-0.....0-0...1-0.....2-0
Games Played on Grass	0-0.....0-2.....0-1...0-1.....0-4
Games Played on Turf	2-5.....3-7.....2-9...3-4.....10-25
Day Games (start before 5 pm)	1-1.....0-4.....0-4...2-2.....3-11
Night Games (start 5 pm or later)	1-4.....3-5.....2-6...1-3.....7-18
vs. Ranked	0-0.....0-2.....0-0...0-1.....0-3
Overtime	0-0.....0-0.....0-0...1-0.....1-0

DANNY GONZALES YEAR-BY-YEAR COLLEGIATE COACHING RECORD

School (Pos.)	Year	Overall			Conference Bowl		
		W	L	.PCT	W	L	.PCT
New Mexico (G.A.)	1999	4	7	.364	3	4	.429
New Mexico (G.A.)	2000	5	7	.417	3	4	.429
New Mexico (G.A.)	2001	6	5	.545	4	3	.571
New Mexico (G.A.)	2002	7	7	.500	5	2	.714
New Mexico (Video Coord.)	2003	8	5	.615	5	2	.714
New Mexico (Video Coord.)	2004	7	5	.583	5	2	.714
New Mexico (Video Coord.)	2005	6	5	.545	4	4	.500
New Mexico (Saf./Special Teams)	2006	6	7	.462	4	4	.500
New Mexico (Saf./Special Teams)	2007	9	4	.692	5	3	.625
New Mexico (Saf./Special Teams)	2008	4	8	.333	2	6	.333
San Diego State (Safeties)	2011	8	5	.615	4	3	.571
San Diego State (Safeties)	2012	9	4	.692	7	1	.825*
San Diego State (Safeties)	2013	8	5	.615	6	2	.750
San Diego State (Safeties)	2014	7	6	.538	5	3	.625^A
San Diego State (Safeties)	2015	11	3	.786	8	0	1.000*^A
San Diego State (Safeties)	2016	11	3	.786	6	2	.750*^A
San Diego State (Def. Coord./Saf.)	2017	10	3	.769	6	2	.750
Arizona State (Defensive Coordinator)	2018	7	6	.538	5	4	.556
Arizona State (Defensive Coordinator)	2019	7	5	.583	3	6	.333
New Mexico (Head Coach)	2020	2	5	.286	2	5	.286
New Mexico (Head Coach)	2021	3	9	.250	1	7	.125
New Mexico (Head Coach)	2022	2	10	.167	0	8	.000
New Mexico (Head Coach)	2023	3	5	.429	1	3	.250
Head Coach (3 seasons)		10	29	.256	4	23	.148
Totals (21 seasons)		150	129	.538	94	82	.534

New Mexico Offensive Drives
at Texas A&M

Q.	Time	Starting YL	Pl-Yds	QB	Time	Result
1st	14:55	UNM 17	10-42	Hopkins	6:46	Punt
	5:00	UNM 25	5-2	Hopkins	3:30	Punt
2nd	14:47	UNM 12	6-88	Hopkins	4:15	TD
	8:03	UNM 25	3-0	Hopkins	0:31	Punt
	5:23	UNM 21	3-(-7)	Hopkins	1:56	Int
	1:27	UNM 25	4-8	Hopkins	0:44	Punt
3rd	13:18	UNM 38	12-52	Hopkins	7:09	FG
	2:26	UNM 6	6-18	Hopkins	3:22	Punt
4th	12:55	UNM 34	3-(-4)	Hopkins	1:43	Punt
	7:29	UNM 20	7-42	Tabscott	2:47	Downs
	1:02	UNM 20	2-8	Tabscott	1:02	Game

Tennessee Tech

Q.	Time	Starting YL	Pl-Yds	QB	Time	Result
1st	14:55	UNM 13	10-87	Hopkins	5:43	TD
	2:17	UNM 35	3-6	Hopkins	1:53	Punt
2nd	12:34	UNM 27	2-20	Hopkins	0:38	INT
	9:49	UNM 11	8-89	Hopkins	4:34	TD
	2:06	UNM 22	1-78	Hopkins	0:10	TD
	1:30	TTU 38	5-38	Hopkins	0:35	TD
3rd	12:59	UNM 38	2-62	Hopkins	0:55	TD
	6:36	UNM 35	5-65	Hopkins	2:16	TD
	2:23	TTU 46	1-46	Hopkins	0:10	TD
	0:42	UNM 37	5-9	Tabscott	2:55	Int
4th	10:35	UNM 23	11-77	Dampier	6:46	TD
	2:23	UNM 33	3-5	Holaday	2:16	Punt

New Mexico State

Q.	Time	Starting YL	Pl-Yds	QB	Time	Result
1st	14:54	UNM 15	12-78	Hopkins	6:29	FG
	7:03	UNM 21	8-67	Hopkins	3:13	Fumble
2nd	13:32	UNM 25	7-75	Hopkins	4:31	TD
	4:24	UNM 26	3-(-11)	Hopkins	1:35	Punt
	0:41	UNM 25	5-21	Hopkins	0:41	Half
3rd	12:00	UNM 40	5-10	Hopkins	2:35	Punt
	1:17	UNM 25	11-75	Hopkins	6:01	TD
4th	10:06	UNM 25	4-10	Hopkins	1:40	Punt
	5:56	UNM 13	18-75	Hopkins	5:09	Missed FG

at UMass

Q.	Time	Starting YL	Pl-Yds	QB	Time	Result
1st	14:56	UNM 23	3-4	Hopkins	2:06	Punt
	9:14	UNM 21	6-79	Hopkins	2:54	TD
	4:16	UMass 40	4-40	Hopkins	2:17	TD
2nd	12:55	UNM 25	8-75	Hopkins	3:46	TD
	4:17	UNM 10	7-90	Hopkins	3:42	TD
3rd	11:59	UNM 25	7-20	Hopkins	4:10	Punt
	3:53	UNM 45	5-17	Hopkins	3:15	Punt
4th	10:12	UNM 25	4-14	Hopkins	3:07	Punt
	2:51	UNM 28	3-2	Hopkins	1:20	Punt
	0:45	UNM 25	2-(-3)	Hopkins	0:45	Half
OT	0:00	UMass 25	6-25	Hopkins	0:00	TD

at Wyoming

Q.	Time	Starting YL	Pl-Yds	QB	Time	Result
1st	15:00	UNM 25	8-75	Hopkins	4:10	TD
	7:45	UNM 20	3-(-7)	Hopkins	1:27	Punt
	2:58	UNM 25	12-53	Hopkins	6:08	FG
2nd	6:32	UNM 10	7-23	Hopkins	4:06	Punt
	0:46	WYO 46	3-9	Hopkins	0:30	Fumble
3rd	10:15	UNM 25	4-21	Hopkins	2:08	Interception
	7:56	UNM 25	10-67	Hopkins	2:41	FG
	0:36	UNM 20	3-(-5)	Hopkins	0:28	Punt
4th	14:55	UNM 29	4-71	Dampier	1:49	TD
	10:47	UNM 30	4-26	Dampier	2:37	Punt
	5:54	UNM 1	11-99	Dampier	4:42	TD

San Jose State

Q.	Time	Starting YL	Pl-Yds	QB	Time	Result
1st	15:00	UNM 25	7-33	Hopkins	4:54	Punt
	8:06	UNM 31	6-46	Hopkins	3:00	FG
	0:36	UNM 20	3-6	Hopkins	1:16	Punt
2nd	14:20	UNM 25	13-75	Hopkins	7:49	TD
	4:17	UNM 29	10-71	Hopkins	3:46	TD
3rd	14:42	UNM 25	3-(-2)	Hopkins	1:02	Punt
	11:28	UNM 10	3-5	Hopkins	2:25	Punt
	7:39	UNM 25	3-0	Hopkins	0:36	Punt
	4:16	UNM 6	1-0	Hopkins	0:07	Interception
	3:05	UNM 25	3-7	Hopkins	1:59	Punt
4th	14:03	UNM 25	4-15	Hopkins	2:07	Punt
	6:05	UNM 25	11-75	Dampier	4:40	TD

Hawai'i

Q.	Time	Starting YL	Pl-Yds	QB	Time	Result
1st	12:56	UNM 30	7-70	Hopkins	3:57	TD
	7:57	UNM 45	11-55	Hopkins	5:43	TD
	0:18	UNM 25	8-75	Hopkins	4:02	TD
2nd	6:59	UNM 38	7-62	Hopkins	3:34	TD
	0:24	UNM 25	1-9	Hopkins	0:24	Half
3rd	15:00	UNM 25	12-75	Hopkins	6:50	TD
	5:33	UNM 29	3-(-10)	Hopkins	2:18	Punt
	0:02	UNM 18	3-(-1)	Hopkins	1:10	Punt
4th	11:47	UNM 20	8-80	Hopkins	4:53	TD
	4:06	UNM 20	3-7	Hopkins	1:18	TD
	0:06	UNM 25	1-(-3)	Hopkins	0:06	Game

at Nevada

Q.	Time	Starting YL	Pl-Yds	QB	Time	Result
1st	13:28	UNM 28	5-9	Hopkins	2:24	Punt
	9:13	UNM 48	3-(-1)	Hopkins	0:55	Punt
	3:41	UNM 35	5-25	Hopkins	2:13	Interception
2nd	14:50	UNM 25	2-0	Hopkins	0:48	Interception
	13:57	UNM 22	6-9	Hopkins	2:51	Punt
	6:53	UNM 25	3-25	Hopkins	1:24	Interception
	3:39	UNM 9	3-6	Dampier	1:46	Punt
	0:51	UNM 25	5-60	Dampier	0:51	Half
3rd	15:00	UNM 25	8-45	Hopkins	3:32	FG
	5:33	UNM 16	2-84	Hopkins	0:45	TD
	0:02	UNM 25	3-0	Hopkins	0:58	Punt
4th	11:47	UNM 25	4-75	Hopkins	1:22	TD
	4:06	UNM 7	15-93	Hopkins	4:25	TD

Opponent Offensive Drives
Texas A&M

Q.	Time	Starting YL	Pl-Yds	QB	Time	Result
1st	8:10	A&M 15	7-85	Weigman	3:10	TD
	1:30	UNM 45	5-45	Weigman	1:37	TD
2nd	10:26	A&M 33	6-67	Weigman	2:23	TD
	7:32	UNM 38	5-38	Weigman	2:02	TD
	3:27	UNM 37	5-37	Weigman	2:00	TD
	0:43	A&M 42	7-28	Weigman	0:44	Blocked FG
3rd	15:00	A&M 25	3-(-6)	Weigman	1:42	Punt
	6:09	A&M 30	9-70	Weigman	3:39	TD
4th	14:04	A&M 26	3-(-10)	Johnson	1:09	Punt
	11:12	A&M 45	6-55	Johnson	3:37	TD
	4:42	A&M 38	9-40	Johnson	3:32	FG

San Jose State

Q.	Time	Starting YL	Pl-Yds	QB	Time	Result
1st	10:06	SJSU 14	4-11	Cordeiro	2:00	Punt
	5:00	SJSU 20	10-67	Cordeiro	4:24	Missed FG
2nd	6:32	SJSU 25	5-75	Cordeiro	2:09	TD
	0:23	SJSU 13	1-(-7)	Cordeiro	0:23	Half
3rd	15:00	SJSU 30	1-70	Cordeiro	0:19	TD
	13:40	SJSU 38	4-21	Cordeiro	2:12	Punt
	9:03	SJSU 37	3-63	Cordeiro	1:24	TD
	7:03	UNM 40	5-18	Cordeiro	2:47	FG
	4:09	UNM 38	3-38	Cordeiro	1:04	TD
	1:06	SJSU 14	4-86	Cordeiro	2:03	TD
4th	11:56	SJSU 7	9-93	Cordeiro	5:51	TD
	1:24	SJSU 15	2-1	Cordeiro	1:24	Game

Tennessee Tech

Q.	Time	Starting YL	Pl-Yds	QB	Time	Result
1st	9:12	TTU 25	15-75	Roberts	6:55	TD
2nd	15:00	TTU 3	6-26	Roberts	2:26	Punt
	11:56	TTU 50	3-4	Roberts	2:07	Punt
	5:09	TTU 15	5-19	Roberts	3:03	Punt
	1:56	TTU 25	3-50	Roberts	0:26	Fumble
	0:55	TTU 25	7-55	Roberts	0:55	FG
3rd	15:00	TTU 25	3-(-6)	Roberts	2:01	Punt
	12:04	TTU 25	12-40	Roberts	5:28	Downs
	4:20	TTU 25	4-21	Roberts	1:57	Fumble
	2:13	TTU 25	3-6	Richey	1:31	Punt
4th	12:47	UNM 32	7-9	Richey	2:12	Downs
	3:49	TTU 25	3-7	Richey	1:26	Punt
	0:07	TTU 23	1-4	Richey	0:07	Game

Hawai'i

Q.	Time	Starting YL	Pl-Yds	QB	Time	Result
1st	14:55	HAW 18	3-9	Hopkins	3:57	Punt
	8:59	HAW 25	3-2	Hopkins	5:43	Interception
	2:14	HAW 25	4-75	Hopkins	4:02	TD
2nd	11:16	HAW 25	9-37	Hopkins	3:34	Downs
	3:25	HAW 25	10-75	Hopkins	0:24	TD
3rd	8:02	HAW 23	7-48	Hopkins	6:50	Downs
	3:15	HAW 40	9-42	Hopkins	2:18	Fumble
4th	13:52	HAW 8	5-44	Hopkins	4:53	Interception
	6:54	HAW 25	8-44	Hopkins	1:18	Interception
	2:48	HAW 13	9-87	Hopkins	0:06	TD

at Nevada

Q.	Time	Starting YL	Pl-Yds	QB	Time	Result
1st	13:28	NEV 23	3-1	Lewis	1:27	Punt
	9:13	NEV 13	3-7	Lewis	1:51	Punt
	3:41	NEV 15	10-69	Lewis	4:31	FG
	1:28	UNM 34	5-5	Lewis	1:38	FG
2nd	14:50	NEV 32	9-34	Lewis	4:09	FG
	13:57	UNM 24	5-24	Lewis	1:50	TD
	6:53	NEV 25	5-31	Lewis	1:02	Punt
3rd	15:00	NEV 25	4-19	Lewis	2:24	Punt
	5:33	NEV 15	10-81	Blanco	7:14	FG
	0:02	UNM 32	6-32	Blanco	2:59	TD
4th	11:47	NEV 27	8-24	Blanco	5:12	Punt
	4:06	NEV 46	3-(-1)	Blanco	0:57	Game

New Mexico State

Q.	Time	Starting YL	Pl-Yds	QB	Time	Result
1st	8:20	NMSU 10	3-8	Pavia	1:17	Punt
	3:50	NMSU 12	10-88	Pavia	5:18	TD
2nd	9:01	NMSU 25	8-66	Pavia	4:30	FG
	2:49	NMSU 37	6-63	Pavia	2:08	TD
3rd	14:53	NMSU 25	3-5	Pavia	2:53	Punt
	9:25	NMSU 9	12-61	Pavia	8:08	FG
4th	10:16	NMSU 25	1-75	Pavia	0:10	TD
	8:26	NMSU 47	3-9	Pavia	2:30	Punt
	0:47	NMSU 20	1-(-1)	Pavia	0:47	Game

at UMass

Q.	Time	Starting YL	Pl-Yds	QB	Time	Result
1st	14:56	UMass 45	8-34	Davis	3:36	Missed FG
	9:14	UMass 31	4-9	Davis	1:57	Downs
	4:16	UMass 32	9-68	Davis	3:49	TD
2nd	12:55	UMass 19	8-81	Davis	4:38	TD
	4:17	UMass 27	2-9	Davis	0:35	Half
3rd	11:59	UMass 15	8-72	Davis	2:45	FG
	3:53	UMass 13	8-42	Davis	3:56	Downs
4th	10:12	UMass 14	12-75	Davis	5:25	FG
	2:51	UMass 30	7-42	Haston	4:14	Downs
	0:45	UMass 21	4-79	Haston	0:46	TD
OT	0:00	UNM 25	4-9	Haston	0:00	FG

at Wyoming

Q.	Time	Starting YL	Pl-Yds	QB	Time	Result
1st	10:46	WYO 35	5-26	Peasley	3:01	Punt
	6:18	WYO 42	6-58	Peasley	3:20	TD
2nd	11:50	WYO 25	10-55	Peasley	5:12	FG
	2:26	WYO 2	3-9	Peasley	1:40	Punt
	0:16	WYO 45	3-9	Peasley	0:16	Half
3rd	15:00	WYO 20	10-58	Peasley	4:45	FG
	8:07	UNM 46	1-46	Peasley	0:11	TD
	5:08	WYO 29	8-30	Peasley	4:32	Punt
	0:08	WYO 34	1-66	Peasley	0:08	TD
4th	13:06	WYO 25	5-66	Peasley	2:09	FG
	8:10	WYO 20	4-23	Peasley	2:16	Punt
	1:12	UNM 28	4-7	Peasley	1:06	FG

Game-by-Game Results

	Date	Opponent		Score	Overall	Conf	Time	Attend
	09/02/2023	at Texas A&M	L	10-52	0-1	0-0	3:31	97560
	09/09/2023	Tennessee Tech	W	56-10	1-1	0-0	3:16	17279
	09/16/2023	New Mexico St.	L	17-27	1-2	0-0	2:54	27414
	09/23/2023	at Massachusetts	Wot1	34-31	2-2	0-0	3:22	8298
*	09/30/2023	at Wyoming	L	26-35	2-3	0-1	3:10	25478
*	10/14/2023	San Jose St.	L	24-52	2-4	0-2	3:06	13027
*	10/21/2023	Hawaii	W	42-21	3-4	1-2	2:59	13723
*	10/28/2023	at Nevada	L	24-34	3-5	1-3	3:33	13083

Team Statistics

	UNM	OPP
Scoring	233	262
Points per game	29.1	32.8
Points Off Turnovers	28	46
First Downs	177	165
Rushing	66	62
Passing	89	79
Penalty	22	24
Rushing Yardage	1341	1342
Yards gained rushing	1496	1507
Yards lost rushing	155	165
Rushing attempts	266	265
Average per rush	5.0	5.1
Average per game	167.6	167.8
TDs Rushing	17	11
Passing Yardage	1834	1927
Comp-Att-Int	137-236-8	137-223-3
Average per pass	7.8	8.6
Average per catch	13.4	14.1
Average per game	229.3	240.9
TDs Passing	14	17
Total offense	3175	3269
Total plays	502	488
Average per play	6.3	6.7
Average per game	396.9	408.6
Kick returns: #-Yards	24-426	18-318
Punt returns: #-Yards	4-5	13-160
Int returns: #-Yards	3-5	8-162
Kick return average	17.8	17.7
Punt return average	1.3	12.3
Int return average	1.7	20.3

Fumbles-Lost	10-2	12-3
Penalties-Yards	76-699	70-620
Average per game	87.4	77.5
Punts-Yards	35-1483	23-989
Average per punt	42.4	43.0
Net punt average	37.5	40.8
Kickoffs-Yards	42-2493	52-3241
Average per kick	59.4	62.3
Net kick average	40.4	41.6
Time of possession / game	30:52	28:49
3rd-down conversion	38/93	30/87
3rd-down pct	41%	34%
4rd-down conversion	8/10	4/12
4rd-down pct	80%	33%
Sacks by-Yards	9-75	10-70
Misc Yards	0	0
Touchdowns scored	31	30
Field goals - attempts	6-7	16-19
On-Side kicks	0-2	0-0
Red-zone scores	(25-27) 93%	(29-32) 91%
Red-zone touchdowns	(21-27) 78%	(17-32) 53%
PAT-attempts	(27-28) 96%	(28-28) 100%
2-point conversion-attempts	(1-2) 50%	(2-2) 100%
Attendance	71443	144419
Games / Avg per game	4/17861	4/36105
Neutral site games	-	0/0

Score by Periods

Team	1st	2nd	3rd	4th	OT	TOT
New Mexico	47	80	44	56	6	233
Opponents	33	107	57	62	3	262

2023 STARTING LINEUPS

OFFENSE

OPPONENT	QB	WR	WR	RB	TE	TE/#WR	LT	LG	C	RG	RT
at TAMU	Hopkins	DJ Washington	An. Erickson	Croskey-Merritt	Geers	Witthoft	JC Davis	Stafford	James	Matautia	Wingfield
TTU	Hopkins	L. Wysong	An. Erickson	Croskey-Merritt	Bruckler	Witthoft	JC Davis	Stafford	James	Matautia	Wingfield
NMSU	Hopkins	L. Wysong	Medford	Croskey-Merritt	Bruckler	#Hixon	JC Davis	Stafford	James	Matautia	Wingfield
at UMass	Hopkins	DJ Washington	An. Erickson	D. Lewis	Bruckler	McClour	JC Davis	Stafford	James	Matautia	Wingfield
at WYO	Hopkins	DJ Washington	Medford	Croskey-Merritt	Bruckler	#R. Davis	JC Davis	Stafford	James	Matautia	Wingfield
SJSU	Hopkins	DJ Washington	Medford	Croskey-Merritt	Bruckler	#Hixon	JC Davis	Stafford	James	Sillemon	Wingfield
HAW	Hopkins	DJ Washington	Hixon	Vigil	Bruckler	McClour	JC Davis	Sillemon	James	Matautia	Wingfield
at NEV	Hopkins	D. Jones	Hixon	Croskey-Merritt	Bruckler	#Medford	JC Davis	Sillemon	James	Matautia	Wingfield

UNLV

at BSU

at FS

USU

DEFENSE

OPPONENT	LE	NT	RE	LLB	MLB	RLB	LCB	LWOLF	LOBO	RWOLF	RCB
at TAMU	Lopez	Kiehne	Drake	Johnson	Marenco	Riley	Morris	Ellis	Combs	Pola-Gates	Martin
TTU	Lopez	Kiehne	Drake	Johnson	Leutele	Riley	Morris	J. Lewis	Ellis	A. Smith	Martin
NMSU	Lopez	Kiehne	Drake	Johnson	Marenco	Riley	Morris	J. Lewis	Combs	A. Smith	Martin
at UMass	Lopez	Kiehne	Drake	Johnson	Marenco	Riley	Morris	Ellis	Combs	Pola-Gates	Martin
at WYO	Lopez	Kiehne	Drake	Johnson	Marenco	Riley	Morris	Ellis	Combs	Pola-Gates	Martin
SJSU	Lopez	Kiehne	Drake	Johnson	Marenco	Riley	Morris	Ellis	Combs	Pola-Gates	Martin
HAW	Lopez	Kiehne	Drake	Johnson	Marenco	Lowery	Morris	Ellis	Moore	J. Lewis	Martin
at NEV	Lopez	Kiehne	Drake	Johnson	Marenco	Lowery	Morris	Ellis	Moore	J. Lewis	B. Taylor

UNLV

at BSU

at FS

USU

Individual Statistics

Date	Opponent	Rushing				Receiving				Passing				Kick Returns				Punt Returns				off
		no.	yds	td	lg	no.	yds	td	lg	cmp-att-int	yds	td	lg	no.	yds	td	lg	no.	yds	td	lg	
09/02/2023	at Texas A&M	29	134	1	27	24	277	6	35	24-34-0	277	6	35	1	27	0	27	4	53	0	44	411
09/09/2023	Tennessee Tech	35	98	0	9	20	190	1	31	20-36-0	190	1	31	1	14	0	14	0	0	0	0	288
09/16/2023	New Mexico St.	30	177	1	26	10	220	2	75	10-15-0	220	2	75	2	42	0	25	2	21	0	21	397
09/23/2023	at Massachusetts	45	197	1	21	16	298	2	65	16-25-0	298	2	65	4	83	0	26	2	14	0	20	495
09/30/2023	at Wyoming	31	239	2	66	16	194	1	66	16-25-0	194	1	66	2	42	0	24	1	-4	0	0	433
10/14/2023	San Jose St.	32	259	4	68	8	272	2	61	8-17-0	272	2	61	3	39	0	20	2	54	1	44	531
10/21/2023	Hawaii	15	58	0	14	33	345	3	52	33-52-3	345	3	52	2	33	0	21	1	-15	0	1	403
10/28/2023	at Nevada	48	180	2	31	10	131	0	51	10-19-0	131	0	51	3	38	0	20	1	37	0	37	311
Opponents		265	1342	11	68	137	1927	17	75	137-223-3	1927	17	75	18	318	0	27	13	160	1	44	3269
New Mexico		266	1341	17	55	137	1834	14	78	137-236-8	1834	14	78	24	426	0	30	4	5	0	6	3175

Opponents Averages

Games	Avg/ rush	Avg/ catch	Pass effc	KR avg	PR avg	All purpose avg/game	Total offense avg/game
8	5.1	14.1	156.5	17.7	12.3	488.6	408.6

Date	Opponent	Tackles				Sacks	Fumble		Pass Defense			blkd	PAT attempts			off		
		ua	a	total	tfl-yds	no-yds	ff	fr-yds	int-yds	qbh	brup	kick	kick	rush	rcv	saf	t/o	pts
09/02/2023	at Texas A&M	38	32	70	10.0-34	2-13	0	0-0	1-0	6	5	0	7-7	0	0	0	7	52
09/09/2023	Tennessee Tech	26	36	62	5.0-11	0-0	0	0-0	2-45	2	2	0	1-1	0	0	0	0	10
09/16/2023	New Mexico St.	41	18	59	6.0-26	1-9	1	1-0	0-0	2	7	0	3-3	0	0	0	7	27
09/23/2023	at Massachusetts	20	48	68	8.0-28	3-19	1	0-0	0-0	1	5	0	2-2	0	1	0	0	31
09/30/2023	at Wyoming	32	22	54	5.0-28	2-20	2	1-8	1-9	2	9	1	3-3	0	0	0	7	35
10/14/2023	San Jose St.	33	30	63	3.0-8	1-2	0	0-0	1-0	2	6	1	7-7	0	0	0	7	52
10/21/2023	Hawaii	27	40	67	4.0-11	1-7	0	0-0	0-0	2	1	0	3-3	0	0	0	0	21
10/28/2023	at Nevada	30	26	56	4.0-6	0-0	0	0-0	3-108	2	3	0	2-2	1	0	0	18	34
Opponents		247	252	499	45.0-152	10-70	4	2-8	8-162	19	38	2	28-28	1	1	0	46	262
New Mexico		264	224	488	34.0-146	9-75	8	3-37	3-5	14	33	1	27-28	1	0	0	28	233

		Punting										Field Goals			Kickoffs				
Date	Opponent	no.	yds	avg	long	blkd	tb	fc	50+	i20	md-att	long	blkd	no.	yds	avg	tb	ob	
09/02/2023	at Texas A&M	2	92	46.0	49	0	0	1	0	0	1-2	39	1	9	581	64.6	3	0	
09/09/2023	Tennessee Tech	6	248	41.3	47	0	0	5	0	1	1-1	37	0	2	129	64.5	0	1	
09/16/2023	New Mexico St.	3	128	42.7	52	0	0	1	1	1	2-2	47	0	6	390	65.0	4	0	
09/23/2023	at Massachusetts	0	0	0.0	0	0	0	0	0	0	3-4	34	0	6	332	55.3	0	0	
09/30/2023	at Wyoming	4	171	42.8	56	0	2	1	1	1	4-4	38	0	8	486	60.8	4	0	
10/14/2023	San Jose St.	2	95	47.5	51	0	1	1	1	0	1-2	39	0	9	545	60.6	2	0	
10/21/2023	Hawaii	1	43	43.0	43	0	0	0	0	0	0-0	0	0	4	260	65.0	4	0	
10/28/2023	at Nevada	5	212	42.4	48	0	0	1	0	3	4-4	52	0	8	518	64.8	4	0	
Opponents		23	989	43.0	56	0	3	10	3	6	16-19	52	1	52	3241	62.3	21	1	
New Mexico		35	1483	42.4	61	1	1	11	11	12	6-7	47	0	42	2493	59.4	17	0	

Individual Statistics

Rushing

Player	gp	att	gain	loss	net	avg	td	lg	avg/g
Jacory Croskey-Merritt	8	101	612	23	589	5.8	12	55	73.6
Devon Dampier	5	23	178	6	172	7.5	2	37	34.4
Andrew Henry	5	24	193	22	171	7.1	1	33	34.2
Sherod White	6	30	134	2	132	4.4	1	12	22.0
Dorian Lewis	5	24	136	13	123	5.1	0	23	24.6
Dylan Hopkins	8	39	181	75	106	2.7	1	48	13.3
Zach Vigil	7	7	21	0	21	3.0	0	8	3.0
Christian Washington	2	12	22	11	11	0.9	0	5	5.5
Jeremiah Hixon	7	2	10	0	10	5.0	0	7	1.4
DC Tabscott	3	1	5	0	5	5.0	0	5	1.7
Jaylen Morgan	1	1	4	0	4	4.0	0	4	4.0
Justin Holaday	2	1	0	0	0	0.0	0	0	0.0
Team	8	1	0	3	-3	-3.0	0	0	-0.4
Total	8	266	1496	155	1341	5.0	17	55	167.6
Opponents	8	265	1507	165	1342	5.1	11	68	167.8

Passing

Player	gp	effic	comp-att-int	pct	yds	td	lg	avg/g
Dylan Hopkins	8	134.2	122-210-7	58.1	1638	11	78	204.8
Devon Dampier	5	185.8	14-21-0	66.7	180	3	28	36.0
DC Tabscott	3	6.9	1-5-1	20.0	16	0	16	5.3
Total	8	136.1	137-236-8	58.1	1834	14	78	229.3
Opponents	8	156.5	137-223-3	61.4	1927	17	75	240.9

Receiving

Player	gp	no.	yds	avg	td	lg	avg/g
Jeremiah Hixon	7	26	336	12.9	5	59	48.0
DJ Washington	8	21	246	11.7	3	35	30.8
Caleb Medford	8	16	257	16.1	1	55	32.1
Andrew Erickson	7	15	201	13.4	1	52	28.7
Ryan Davis	7	13	172	13.2	1	41	24.6
Duece Jones	8	8	194	24.3	1	78	24.3
Luke Wysong	4	7	110	15.7	1	41	27.5
Jacory Croskey-Merritt	8	5	61	12.2	0	31	7.6
Kaydin Pope	4	5	72	14.4	1	46	18.0
Trace Bruckler	8	4	35	8.8	0	25	4.4
Andrew Henry	5	3	27	9.0	0	11	5.4
Sherod White	6	3	16	5.3	0	13	2.7
Zach Vigil	7	2	11	5.5	0	9	1.6
Dorian Lewis	5	2	10	5.0	0	8	2.0
Everett Hunter	5	2	18	9.0	0	16	3.6
Connor Witthoft	2	1	11	11.0	0	11	5.5
Kade Zimmerman	4	1	30	30.0	0	30	7.5
Christian Washington	2	1	3	3.0	0	3	1.5
Jacob Godfrey	3	1	6	6.0	0	6	2.0
Wyatt McClour	8	1	18	18.0	0	18	2.3
Total	8	137	1834	13.4	14	78	229.3
Opponents	8	137	1927	14.1	17	75	240.9

Punt Returns

Player	no.	yds	avg	td	lg
Luke Wysong	3	5	1.7	0	6
Jeremiah Hixon	1	0	0.0	0	0
Total	4	5	1.3	0	6
Opponents	13	160	12.3	1	44

Interceptions

Player	no.	yds	avg	td	lg
Jer'Marius Lewis	2	0	0.0	0	0
Zach Morris	1	5	5.0	0	5
Total	3	5	1.7	0	5
Opponents	8	162	20.3	1	45

Kick Returns

Player	no.	yds	avg	td	lg
Duece Jones	8	172	21.5	0	30
Luke Wysong	6	97	16.2	0	25
Christian Washington	4	52	13.0	0	20
Dorian Lewis	4	79	19.8	0	26
Bryce Santana	1	-2	-2.0	0	0
Zach Morris	1	23	23.0	0	23
Total	24	426	17.8	0	30
Opponents	18	318	17.7	0	27

Fumble Returns

Player	no.	yds	avg	td	lg
Dimitri Johnson	2	37	18.5	0	37
Gabriel Lopez	1	0	0.0	0	0
Total	3	37	12.3	0	37
Opponents	2	8	4.0	0	8

Individual Statistics

Scoring

Scoring			PAT						
Player	td	fg	kick	rush	rcv	pass	dxp	saf	pts
Jacory Croskey-Merritt	12	-	-	-	-	-	-	-	72
Luke Drzewiecki	-	6-7	27-28	-	-	-	-	-	45
Jeremiah Hixon	5	-	-	-	-	-	-	-	30
DJ Washington	3	-	-	-	-	-	-	-	18
Devon Dampier	2	-	-	1	-	-	-	-	14
Ryan Davis	1	-	-	-	-	-	-	-	6
Dylan Hopkins	1	-	-	-	-	-	-	-	6
Andrew Erickson	1	-	-	-	-	-	-	-	6
Caleb Medford	1	-	-	-	-	-	-	-	6
Duece Jones	1	-	-	-	-	-	-	-	6
Luke Wysong	1	-	-	-	-	-	-	-	6
Andrew Henry	1	-	-	-	-	-	-	-	6
Kaydin Pope	1	-	-	-	-	-	-	-	6
Sherod White	1	-	-	-	-	-	-	-	6
Total	31	6-7	27-28	1	0	0	0	0	233
Opponents	30	16-19	28-28	1	1	1	1	0	262

Field Goals

Player	fg	pct.	01-19	20-29	30-39	40-49	50-99	lg	blk
Luke Drzewiecki	6-7	85.7	0-0	3-4	1-1	2-2	0-0	47	0
Opponents	16-19	84.2	0-0	4-4	9-11	2-3	1-1	52	1

FG Sequence

Team Name	New Mexico	Opponents
Texas A&M	(27)	48,(39)
New Mexico St.	(25),29	(26),(47)
Wyoming	(39),(26)	(38),(34),(26),(38)
San Jose St.	(41)	30,(39)
Nevada	(47)	(34),(47),(52),(22)
Tennessee Tech		(37)
Massachusetts		39,(32),(28),(34)

Numbers in (parentheses) indicate field goal was made

Total Offense

Player	g	plays	rush	pass	total	avg/g
Dylan Hopkins	8	249	106	1638	1744	218.0
Jacory Croskey-Merritt	8	101	589	0	589	73.6
Devon Dampier	5	44	172	180	352	70.4
Andrew Henry	5	24	171	0	171	34.2
Sherod White	6	30	132	0	132	22.0
Dorian Lewis	5	24	123	0	123	24.6
DC Tabscott	3	6	5	16	21	7.0
Zach Vigil	7	7	21	0	21	3.0
Christian Washington	2	12	11	0	11	5.5
Jeremiah Hixon	7	2	10	0	10	1.4
Jaylen Morgan	1	1	4	0	4	4.0
Team	8	0	-3	0	-3	-0.4
Total	8	502	1341	1834	3175	396.9
Opponents	8	488	1342	1927	3269	408.6

Punting

Player	no.	yds	avg	lg	tb	fc	i20	50+	blk
Aaron Rodriguez	34	1483	43.6	61	1	11	12	11	0
Team	1	0	0.0	0	0	0	0	0	1
Total	35	1483	42.4	61	1	11	12	11	1
Opponents	23	989	43.0	56	3	10	6	3	0

Kickoffs

Player	no.	yds	avg	tb	ob	retn	net	ydl
Luke Drzewiecki	40	2371	59.3	16	0			
Charles Steinkamp	2	122	61.0	1	0			
Total	42	2493	59.4	17	0	18	40.4	24
Opponents	52	3241	62.3	21	1	21	41.6	23

Individual Defensive Statistics

Team Defense

##	Player	gp	Tackles				Sacks	Pass defense			Fumbles		blkd	
			ua	a	tot	tfl/yds	no-yds	int-yds	brup	qbh	fr-yds	ff	kick	saf
7	Tavian Combs	5	29	17	46	3-8	.	.	1	1	.	1	1	.
18	Alec Morenco	8	21	22	43	2-3	0.5-1	.	3	2
22	Christian Ellis	8	24	19	43	1-9	.	.	2
36	Syaire Riley	6	14	18	32	3-15	1-9
16	Dimitri Johnson	8	14	15	29	2-7	0.5-3	.	2	4	2-37	1	.	.
2	Zach Morris	8	21	6	27	2-6	.	1-5	7	.	.	1	.	.
9	Noa Pola-Gates	8	14	11	25	.	.	.	2
5	Jer'Marius Lewis	8	14	10	24	2.5-11	1-4	2-0	3	.	.	1	.	.
11	Dereck Moore	5	10	8	18
45	Kyler Drake	8	6	11	17	4-27	1.5-17	.	.	1
99	Gabriel Lopez	8	6	9	15	2.5-11	1-9	.	.	.	1-0	1	.	.
8	Donte Martin	8	13	1	14	1-4	.	.	3	.	.	1	.	.
97	Hunter Rapolla	8	3	11	14	2-9	0.5-6	.	.	1
93	Destin Gainer	8	8	5	13	1.5-2
90	Tyler Kiehne	8	6	7	13	1.5-8	1-8	.	3	2	.	1	.	.
21	Mihalis Santorineos	6	10	2	12	2.5-14	1.5-12
12	Aaron Smith	7	9	1	10	.	.	.	2
24	Jayden Wilson	8	3	6	9
51	Bryce Santana	8	3	6	9	0.5-6	0.5-6	.	.	1
6	Marvin Covington	7	5	3	8	0.5-1	.	.	3
20	Hunter Sellers	5	4	4	8	.	.	.	1
50	Ja'Shon Lowery	4	3	4	7	2-5
30	Ray Leutele	3	2	5	7	.	.	.	1	1	.	1	.	.
26	Tate Zimmerman	7	3	3	6
14	Duece Jones	8	4	2	6
38	David Murphy	7	2	3	5
13	Bryson Taylor	6	3	2	5
66	Tavien Ford	7	.	4	4
15	Hunter Wiggins	6	.	3	3
87	Joe Maez	8	.	2	2	0.5-0
55	Avery Burt	2	.	2	2	1
75	JC Davis	8	2	.	2
23	Zach Vigil	7	1	1	2
10	Dylan Hopkins	8	1	.	1
37	Blaine Smith	7	1	.	1
4	Caleb Medford	8	1	.	1
70	Isaiah Sillemmon	8	1	.	1
10	Aaron Rodriguez	8	.	1	1
61	Brendan Durkin	8	1	.	1
4	Bobby Wooden	5	1	.	1
17	Josh Williamson	7	1	.	1

Game-By-Game Rushing/Receiving

Rushing

Player	No-Yds/TD	TA&M	TNTech	NMSU	UMass	UW	SJSU	Hawaii	Nevada
Jacory Croskey-Merritt	101-589/12	11-50/1	12-162/3	16-83/1	9-33/2	15-103/0	17-68/2	10-46/2	11-44/1
Dylan Hopkins	39-106/1	3-0/0	3-9/0	4-16/0	8-14/1	6-36/0	9-19/0	3-6/0	3-6/0
Sherod White	30-132/1	3-12/0	7-25/0	2-11/0	14-69/1	1-3/0	3-12/0	DNP	DNP
Andrew Henry	24-171/1	DNP	3-34/0	DNP	2-1/0	1-6/0	DNP	13-112/1	5-18/0
Dorian Lewis	24-123/0	5-19/0	5-47/0	9-44/0	4-12/0	1-1/0	DNP	DNP	DNP
Devon Dampier	23-172/2	DNP	3-14/1	DNP	DNP	6-71/0	5-29/0	5-43/0	4-15/1
Christian Washington	12-11/0	10-10/0	DNP	DNP	DNP	DNP	2-1/0	DNP	DNP
Zach Vigil	7-21/0	-	3-5/0	-	-	DNP	-	4-16/0	-
Jeremiah Hixon	2-10/0	-	DNP	-	1-7/0	-	-	1-3/0	-
DC Tabscott	1-5/0	-	-	DNP	DNP	1-5/0	DNP	DNP	DNP
Jaylen Morgan	1-4/0	DNP	DNP	DNP	DNP	DNP	DNP	1-4/0	DNP
Justin Holaday	1-0/0	DNP	-	1-0/0	DNP	DNP	DNP	DNP	DNP

Receiving

Player	No-Yds/TD	TA&M	TNTech	NMSU	UMass	UW	SJSU	Hawaii	Nevada
Jeremiah Hixon	26-336/5	6-42/0	DNP	5-45/0	-	6-49/2	2-22/0	3-62/2	4-116/1
DJ Washington	21-246/3	4-42/0	2-13/1	2-16/0	-	2-17/1	3-60/1	4-34/0	4-64/0
Caleb Medford	16-257/1	-	1-49/0	1-11/0	3-82/1	3-45/0	3-41/0	2-13/0	3-16/0
Andrew Erickson	15-201/1	2-12/0	3-29/0	3-38/1	2-61/0	-	DNP	2-31/0	3-30/0
Ryan Davis	13-172/1	-	1-5/0	1-11/0	DNP	4-59/0	2-54/0	1-3/1	4-40/0
Duece Jones	8-194/1	1-16/0	1-78/1	3-31/0	1-34/0	1-7/0	-	-	1-28/0
Luke Wysong	7-110/1	1-5/0	4-53/1	1-41/0	DNP	DNP	1-11/0	DNP	DNP
Kaydin Pope	5-72/1	DNP	1-46/1	DNP	DNP	DNP	1-5/0	3-21/0	-
Jacory Croskey-Merritt	5-61/0	-	-	1-31/0	1-17/0	2-15/0	-	-	1--2/0
Trace Bruckler	4-35/0	-	-	-	2--2/0	-	1-12/0	-	1-25/0
Andrew Henry	3-27/0	DNP	-	DNP	-	-	DNP	3-27/0	-
Sherod White	3-16/0	-	-	1-13/0	-	-	2-3/0	DNP	DNP
Everett Hunter	2-18/0	-	2-18/0	DNP	DNP	-	-	-	DNP
Zach Vigil	2-11/0	-	-	-	-	DNP	-	2-11/0	-
Dorian Lewis	2-10/0	-	-	2-10/0	-	-	DNP	DNP	DNP
Kade Zimmerman	1-30/0	-	-	DNP	DNP	DNP	1-30/0	DNP	-
Wyatt McClour	1-18/0	-	-	-	-	-	1-18/0	-	-
Connor Witthoft	1-11/0	1-11/0	-	DNP	DNP	DNP	DNP	DNP	DNP
Jacob Godfrey	1-6/0	DNP	DNP	-	DNP	DNP	1-6/0	DNP	-
Christian Washington	1-3/0	1-3/0	DNP	DNP	DNP	DNP	-	DNP	DNP

Game-By-Game Passing

New Mexico Game-By-Game

Date	Opponent	Rushing				Receiving				Passing				Kick Returns				Punt Returns				tot off
		no.	yds	td	lg	no.	yds	td	lg	cmp-att-int	yds	td	lg	no.	yds	td	lg	no.	yds	td	lg	
09/02/2023	at Texas A&M	32	91	1	27	16	131	0	22	16-28-1	131	0	22	6	92	0	20	1	-1	0	0	222
09/09/2023	Tennessee Tech	36	296	4	55	15	291	4	78	15-20-2	291	4	78	1	13	0	13	1	0	0	0	587
09/16/2023	New Mexico St.	32	154	1	19	20	247	1	41	20-39-0	247	1	41	2	51	0	26	1	6	0	6	401
09/23/2023	at Massachusetts	38	136	4	21	9	192	1	55	9-17-0	192	1	55	5	85	0	25	0	0	0	0	328
09/30/2023	at Wyoming	31	225	0	48	18	192	3	20	18-36-1	192	3	20	4	81	0	23	0	0	0	0	417
10/14/2023	San Jose St.	36	129	2	16	18	262	1	41	18-30-1	262	1	41	2	19	0	19	0	0	0	0	391
10/21/2023	Hawaii	38	227	3	33	20	202	3	28	20-26-0	202	3	28	0	0	0	0	0	0	0	0	429
10/28/2023	at Nevada	23	83	2	17	21	317	1	59	21-40-3	317	1	59	4	85	0	30	1	0	0	0	400
New Mexico		266	1341	17	55	137	1834	14	78	137-236-8	1834	14	78	24	426	0	30	4	5	0	6	3175
Opponents		265	1342	11	68	137	1927	17	75	137-223-3	1927	17	75	18	318	0	27	13	160	1	44	3269

New Mexico Averages

Games	Avg/ rush	Avg/ catch	Pass effic	KR avg	PR avg	All purpose avg/game	Total offense avg/game
8	5.0	13.4	136.1	17.8	1.3	451.4	396.9

Date	Opponent	Tackles				Sacks		Fumble		Pass Defense			blkd	PAT attempts			off		
		ua	a total	tfl-yds	no-yds	ff	fr-yds	int-yds	qbh	brup	kick	kick	rush	rcv	saf	t/o	pts		
09/02/2023	at Texas A&M	41	18	59	5.0-32	2-24	1	0-0	0-0	2	3	1	1-1	0	0	0	0	0	10
09/09/2023	Tennessee Tech	37	24	61	4.0-22	1-9	1	2-37	0-0	3	8	0	8-8	0	0	0	14	56	
09/16/2023	New Mexico St.	32	14	46	2.0-8	1-3	1	0-0	0-0	4	2	0	2-2	0	0	0	0	17	
09/23/2023	at Massachusetts	32	56	88	5.0-19	1-12	1	0-0	0-0	0	3	0	4-4	0	0	0	0	34	
09/30/2023	at Wyoming	38	18	56	2.0-10	1-8	1	0-0	0-0	0	3	0	2-3	0	0	0	0	26	
10/14/2023	San Jose St.	23	22	45	3.0-9	0-0	0	0-0	0-0	1	6	0	3-3	0	0	0	0	24	
10/21/2023	Hawaii	22	42	64	3.0-14	2-13	2	1-0	3-5	2	8	0	6-6	0	0	0	14	42	
10/28/2023	at Nevada	39	30	69	10.0-32	1-6	1	0-0	0-0	2	0	0	1-1	1	0	0	0	24	
New Mexico		264	224	488	34.0-146	9-75	8	3-37	3-5	14	33	1	27-28	1	0	0	28	233	
Opponents		247	252	499	45.0-152	10-70	4	2-8	8-162	19	38	2	28-28	1	1	0	46	262	

Date	Opponent	Punting										Field Goals			Kickoffs			
		no.	yds	avg	long	blkd	tb	fc	50+	i20	md-att	long	blkd	no.	yds	avg	tb	ob
09/02/2023	at Texas A&M	6	225	37.5	50	0	0	2	1	1	1-1	27	0	3	136	45.3	0	0
09/09/2023	Tennessee Tech	2	92	46.0	53	0	0	1	1	0	0-0	0	0	9	572	63.6	5	0
09/16/2023	New Mexico St.	3	128	42.7	48	0	0	0	0	1	1-2	25	0	4	257	64.3	2	0
09/23/2023	at Massachusetts	5	188	37.6	51	0	0	2	1	2	0-0	0	0	5	264	52.8	0	0
09/30/2023	at Wyoming	4	201	50.3	61	0	1	0	2	1	2-2	39	0	5	303	60.6	3	0
10/14/2023	San Jose St.	7	278	39.7	59	1	0	3	3	3	1-1	41	0	5	306	61.2	2	0
10/21/2023	Hawaii	3	161	53.7	60	0	0	1	2	2	0-0	0	0	7	447	63.9	5	0
10/28/2023	at Nevada	5	210	42.0	50	0	0	2	1	2	1-1	47	0	4	208	52.0	0	0
New Mexico		35	1483	42.4	61	1	1	11	11	12	6-7	47	0	42	2493	59.4	17	0
Opponents		23	989	43.0	56	0	3	10	3	6	16-19	52	1	52	3241	62.3	21	1

Opponent Game-By-Game

#	Player	GP-GS	TA&M	TNTech	NMSU	UMass	UW	SJSU	Hawaii	Nevada
36	Syair Riley	6/6	START	START	START	START	START	START
37	Blaine Smith	7/0	...	XXX	XXX	XXX	XXX	XXX	XXX	XXX
38	David Murphy	7/0	...	XXX	XXX	XXX	XXX	XXX	XXX	XXX
41	Connor Witthoft	2/2	START	START
41	Hunter Haemker	3/0	...	XXX	...	XXX	XXX	...
45	Kyler Drake	8/8	START	START	START	START	START	START	START	START
46	Sir Robinson	0/0
47	Caleb Marra	3/0	...	XXX	XXX	XXX
48	Jimmy Gallegos	0/0
49	Austin Ackel	0/0
50	Ja'Shon Lowery	4/2	XXX	XXX	START	START
51	Bryce Santana	8/0	XXX	XXX	XXX	XXX	XXX	XXX	XXX	XXX
51	CJ James	8/8	START	START	START	START	START	START	START	START
52	Lucas Lucero	0/0
53	Larry Allen	1/0	XXX
54	Zach Doyle	0/0
55	Avery Burt	2/0	XXX	XXX
56	Shannco Matautia	8/7	START	START	START	START	START	XXX	START	START
59	Sam Telesa	0/0
60	Jacob Webb	0/0
61	Brendan Durkin	8/0	XXX	XXX	XXX	XXX	XXX	XXX	XXX	XXX
62	Carlos Lovato	0/0
63	Cayden Romero	0/0
65	Devon Smith	2/0	XXX	XXX	...
66	Taurrian Stafford	8/6	START	START	START	START	START	START	XXX	XXX
66	Tavien Ford	7/0	XXX	XXX	XXX	XXX	...	XXX	XXX	XXX
69	Lane Williams	0/0
70	Isaiah Sillemmon	8/3	XXX	XXX	XXX	XXX	XXX	START	START	START
71	Travis Gray	1/0	...	XXX
72	Reese Steele	1/0	...	XXX
73	DJ Wingfield	8/8	START	START	START	START	START	START	START	START
74	Matthew Toilolo	0/0
75	JC Davis	8/8	START	START	START	START	START	START	START	START
76	Vincent Santos	0/0
77	Jer'Marques Bailey	8/0	XXX	XXX	XXX	XXX	XXX	XXX	XXX	XXX
78	Arrison Cole	0/0
79	Walter Baca	4/0	...	XXX	XXX	XXX	XXX
80	Michael Buckley	0/0
81	Nic Trujillo	2/0	...	XXX	XXX
82	Austin Erickson	0/0
83	Everett Hunter	5/0	XXX	XXX	XXX	XXX	XXX	...
84	Wyatt McClour	8/2	XXX	XXX	XXX	START	XXX	XXX	START	XXX
85	Trace Bruckler	8/6	XXX	XXX	START	START	START	START	START	START
86	Kade Zimmerman	4/0	XXX	XXX	XXX	...	XXX
87	Max Lantzsich	0/0
87	Joe Maez	8/0	XXX	XXX	XXX	XXX	XXX	XXX	XXX	XXX
88	Xavier Van	0/0
89	Elijah Spaulding	0/0
89	David Rowaiye	0/0
90	Tyler Kiehne	8/8	START	START	START	START	START	START	START	START
92	Landon Williams	5/0	...	XXX	XXX	...	XXX	XXX	XXX	...
93	Destin Gainer	8/0	XXX	XXX	XXX	XXX	XXX	XXX	XXX	XXX
94	Luke Drzewiecki	8/0	XXX	XXX	XXX	XXX	XXX	XXX	XXX	XXX
96	Zach Benedict	0/0
97	Hunter Rapolla	8/0	XXX	XXX	XXX	XXX	XXX	XXX	XXX	XXX
98	Max Elkman	0/0
99	Gabriel Lopez	8/8	START	START	START	START	START	START	START	START

Game-By-Game Comparison

Opponent	Score	First Downs				Rushing Number-Yards	Passing		Total Offense Plays-Yards	Return Yards	Turn- Overs
		Total	Rush	Pass	Pen		Comp-Att.-Int	Yards			
Texas A&M	10-52	18 / 27	6 / 9	8 / 13	4 / 5	32-91 / 29-134	16-28-1 / 24-34-0	131 / 277	60-222 / 63-411	91 / 80	1 / 0
Tennessee Tech	56-10	24 / 19	10 / 6	11 / 9	3 / 4	36-296 / 35-98	15-20-2 / 20-36-0	291 / 190	56-587 / 71-288	50 / 59	2 / 2
New Mexico St.	17-27	26 / 15	11 / 7	13 / 8	2 / 0	32-154 / 30-177	20-39-0 / 10-15-0	247 / 220	71-401 / 45-397	57 / 63	1 / 0
Massachusetts	34-31	19 / 21	7 / 10	8 / 9	4 / 2	38-136 / 45-197	9-17-0 / 16-25-0	192 / 298	55-328 / 70-495	85 / 97	0 / 0
Wyoming	26-35	25 / 18	9 / 9	13 / 7	3 / 2	31-225 / 31-239	18-36-1 / 16-25-0	192 / 194	67-417 / 56-433	81 / 55	2 / 0
San Jose St.	24-52	18 / 18	6 / 9	12 / 6	0 / 3	36-129 / 32-259	18-30-1 / 8-17-0	262 / 272	66-391 / 49-531	19 / 93	1 / 0
Hawaii	42-21	25 / 27	12 / 2	11 / 21	2 / 4	38-227 / 15-58	20-26-0 / 33-52-3	202 / 345	64-429 / 67-403	5 / 18	0 / 4
Nevada	24-34	22 / 20	5 / 10	13 / 6	4 / 4	23-83 / 48-180	21-40-3 / 10-19-0	317 / 131	63-400 / 67-311	85 / 183	3 / 0
Totals	233-262	177 / 165	66 / 62	89 / 79	22 / 24	266-1341 / 265-1342	137-236-8 / 137-223-3	1834 / 1927	502-3175 / 488-3269	473 / 648	10 / 6

Opponents	3rd Down Conversion	4th Down Conversion	Time of Possession	TOP Margin	Avg Yds/Rush	Avg Yds/Pass	Avg Yds/Play	Punting Number-Avg	Penalties Number-Yards	Sacks
Texas A&M	3-13 / 3-7	1-2 / 1-1	34:20 / 25:40	08:40	2.8 / 4.6	4.7 / 8.1	3.7 / 6.5	6-37.5 / 2-46.0	10-114.0 / 9-88.0	2 / 2
Tennessee Tech	6-9 / 9-18	0-0 / 0-2	28:56 / 28:38	00:18	8.2 / 2.8	14.6 / 5.3	10.5 / 4.1	2-46.0 / 6-41.3	11-95.0 / 12-93.0	1 / 0
New Mexico St.	6-12 / 2-7	1-1 / 0-0	32:07 / 27:53	04:14	4.8 / 5.9	6.3 / 14.7	5.6 / 8.8	3-42.7 / 3-42.7	7-55.0 / 7-77.0	1 / 1
Massachusetts	5-10 / 6-13	0-0 / 0-3	27:49 / 32:11	-04:22	3.6 / 4.4	11.3 / 11.9	6.0 / 7.1	5-37.6 / 0-0.0	6-55.0 / 11-75.0	1 / 3
Wyoming	6-14 / 2-11	1-1 / 0-0	31:13 / 28:47	02:26	7.3 / 7.7	5.3 / 7.8	6.2 / 7.7	4-50.3 / 4-42.8	10-90.0 / 6-60.0	1 / 2
San Jose St.	5-15 / 3-8	2-2 / 1-1	33:46 / 26:14	07:32	3.6 / 8.1	8.7 / 16.0	5.9 / 10.8	7-39.7 / 2-47.5	15-120.0 / 11-86.0	0 / 1
Hawaii	4-8 / 1-10	1-1 / 2-5	34:15 / 25:45	08:30	6.0 / 3.9	7.8 / 6.6	6.7 / 6.0	3-53.7 / 1-43.0	10-110.0 / 2-30.0	2 / 1
Nevada	3-12 / 4-13	2-3 / 0-0	24:33 / 35:27	-10:54	3.6 / 3.8	7.9 / 6.9	6.3 / 4.6	5-42.0 / 5-42.4	7-60.0 / 12-111.0	1 / 0
Totals	38-93 / 30-87	8-10 / 4-12	246:59 / 230:35	16:24	5.0 / 5.1	7.8 / 8.6	6.3 / 6.7	35-42.4 / 23-43.0	76-699.0 / 70-620.0	9 / 10

Note: Game totals are displayed in the format TEAM/OPPONENT for each category

Game-By-Game Tackles

All Purpose

Player	g	rush	rcv	pr	kr	ir	total	avg/g
Jacory Croskey-Merritt	8	589	61	0	0	0	650	81.3
Duece Jones	8	0	194	0	172	0	366	45.8
Jeremiah Hixon	7	10	336	0	0	0	346	49.4
Caleb Medford	8	0	257	0	0	0	257	32.1
DJ Washington	8	0	246	0	0	0	246	30.8
Luke Wysong	4	0	110	5	97	0	212	53.0
Dorian Lewis	5	123	10	0	79	0	212	42.4
Andrew Erickson	7	0	201	0	0	0	201	28.7
Andrew Henry	5	171	27	0	0	0	198	39.6
Ryan Davis	7	0	172	0	0	0	172	24.6
Devon Dampier	5	172	0	0	0	0	172	34.4
Sherod White	6	132	16	0	0	0	148	24.7
Dylan Hopkins	8	106	0	0	0	0	106	13.3
Kaydin Pope	4	0	72	0	0	0	72	18.0
Christian Washington	2	11	3	0	52	0	66	33.0
Trace Bruckler	8	0	35	0	0	0	35	4.4
Zach Vigil	7	21	11	0	0	0	32	4.6
Kade Zimmerman	4	0	30	0	0	0	30	7.5
Zach Morris	8	0	0	0	23	5	28	3.5
Wyatt McClour	8	0	18	0	2	0	20	2.5
Everett Hunter	5	0	18	0	0	0	18	3.6
Connor Witthoft	2	0	11	0	0	0	11	5.5
Jacob Godfrey	3	0	6	0	0	0	6	2.0
DC Tabscott	3	5	0	0	0	0	5	1.7
Jaylen Morgan	1	4	0	0	0	0	4	4.0
Tate Zimmerman	7	0	0	0	3	0	3	0.4
Bryce Santana	8	0	0	0	-2	0	-2	-0.3
Team	8	-3	0	0	0	0	-3	-0.4
Total	8	1341	1834	5	426	5	3611	451.4
Opponents	8	1342	1927	160	318	162	3909	488.6

INDIVIDUAL

50-YARD TOUCHDOWN RUN

New Mexico: 55, Jacory Croskey-Merritt vs. Tennessee Tech (9/9/2023)
Opponent: 66, Harrison Waylee, Wyoming (9/30/2023) (Non-TD)
70-YARD RUN

New Mexico: 75, Bobby Cole vs. UNLV (11/6/2021)
Opponent: 76, Cole McDonald, Hawai'i (10/26/2019)

70-YARD RECEPTION

New Mexico: 78, Duece Jones from Dylan Hopkins vs. Tennessee Tech (9/9/2023)
Opponent: 75, Jonathan Brady from Diego Pavia, New Mexico State (9/16/2023)

30 RUSHING ATTEMPTS

New Mexico: 30, Tyrone Owens at New Mexico State (9/15/2018)
Opponent: 33, Xavien Valladay, Wyoming (10/19/2019)

150 YARDS RUSHING

New Mexico: 162, Jacory Croskey-Merritt vs. Tennessee Tech (9/9/2023)
Opponent: 66, Harrison Waylee, Wyoming (9/30/2023)

200 YARDS RUSHING

New Mexico: 200, Ahmari Davis vs. Hawai'i (10/26/2019)
Opponent: 253, Jonathan Taylor, Wisconsin (9/8/2018)

TWO PLAYERS, 100+ YARDS RUSHING

New Mexico: Tyrone Owens (164), Daryl Chestnut (145) & Lamar Jordan (116) vs. UNLV (11/17/2017)
Opponent: Kairee Robinson (126) & Quali Conley (123) San Jose State (10/14/2023)

THREE PLAYERS, 100+ YARDS RUSHING

New Mexico: Tyrone Owens (164), Daryl Chestnut (145) & Lamar Jordan (116) vs. UNLV (11/17/2017)
Opponent: Marvin Kinsey (127), Izzy Matthews (107) & Dalyn Dawkins (102), Colorado State (11/19/2016)

30 PASS COMPLETIONS

New Mexico: 30, B.R. Holbrook vs. Texas Tech (9/11/2010)
Opponent: 33, Brayden Schager, Hawai'i (10/21/2023)

50 PASS ATTEMPTS

New Mexico: 50, B.R. Holbrook vs. Texas Tech (9/11/2010)
Opponent: 52, Bryaden Schager, Hawai'i (10/21/2023)

400 YARDS PASSING

New Mexico: 408, Casey Kelly vs. UNLV (11/1/2003)
Opponent: 410, Chevan Cordeiro, Hawai'i (11/7/2020)

100 YARDS RUSHING & PASSING

New Mexico: Trae Hall (154 rushing, 107 passing) vs. Utah State (11/30/2019)
Opponent: Andrew Peasley (118 rushing, 239 passing), Utah State (11/26/2020)

500 YARDS TOTAL OFFENSE

New Mexico: 594, Jeremy Leach vs. Utah (11/11/1989)
Opponent: 527, Derek Carr, Fresno State (11/23/2013)

10 PASS RECEPTIONS

New Mexico: 11, Ty Kirk vs. New Mexico State (10/1/2011)
Opponent: 10, Bailey Gaither, San José State (10/31/2020)

150 YARDS RECEIVING

New Mexico: 209, Deon Long vs. Sam Houston State (9/24/2011)
Opponent: 158, Jalen Moreno-Cropper, Fresno State (10/22/2022)

2+ PLAYERS, 100+ YARDS RECEIVING

New Mexico: Deon Long (209) & Ty Kirk (127) vs. Sam Houston State (9/24/2011)
Opponent: Bailey Gaither (208) & Tre Walker (107), San José State (10/31/2020)

SCORED THREE TOUCHDOWNS

New Mexico: 3, Jacory Croskey-Merritt vs. Tennessee Tech (9/9/2023)
Opponent: 4, Kairee Robinson, San Jose State (10/14/2023)

FOUR TOUCHDOWN PASSES

New Mexico: 4, Dylan Hopkins vs. Tennessee Tech (9/9/2023)
Opponent: 5, Conner Weigman, Texas A&M (9/2/2023)

FOUR RUSHING TOUCHDOWNS

New Mexico: 4, Ahmari Davis at New Mexico State (9/15/2018)
Opponent: 4, Brad Roberts, Air Force (11/20/2020)

THREE TOUCHDOWN RECEPTIONS

New Mexico: 3, Deon Long vs. Sam Houston State (2011)
Opponent: 3, Noah Davis, Texas A&M (9/2/2023)

FIVE FIELD GOALS

New Mexico: 5, James Aho vs. Arizona (2008)
Opponent: 5, Cayden Camper, Colorado State (10/16/2021)

50-YARD FIELD GOAL

New Mexico: 51, George Steinkamp vs. UTEP (9/17/2022)
Opponent: 52, Brandon Talton, Nevada (10/28/2023)

TWO INTERCEPTIONS

New Mexico: 2, Jermarius Lewis vs. Hawai'i (10/21/2023)
Opponent: 2, Tariq Thompson, San Diego State (11/24/2017)

TWO FUMBLE RECOVERIES

New Mexico: 2, Adebayo Soremekun vs. San Diego St. (11/3/2018)
Opponent: 2, Sonatane Lui, Boise State, 11/16/2019

PUNT RETURN FOR TOUCHDOWN (no block)

New Mexico: 63 yards, Luke Wysong vs. Colorado St. (10/16/2021)
Opponent: 44 yards, Tyson Thompson, Houston Baptist (9/2/2021)

TWO PUNT RETURNS FOR TOUCHDOWN (no block)

New Mexico: Has not occurred
Opponent: 64 yards, 61 yards Cliff Harris, Oregon (2010)

TWO BLOCKED PUNTS FOR TOUCHDOWN

New Mexico: Has not occurred
Opponent: Boise State (7 yards for Tyreque Jones; 6 yards for Dylan Herberg, 11/20/2021)

KICKOFF RETURN FOR A TOUCHDOWN

New Mexico: 100 yards, Christian Washington vs. Boise State (9/9/2022)
Opponent: 100 yards, Mike Edwards, Hawai'i (10/13/2012)

INTERCEPTION RETURN FOR TOUCHDOWN

New Mexico: 22 yards, Reco Hannah vs. UTEP (9/17/2022)
Opponent: 43 yards, Richard Toney, Jr., Nevada (10/28/2023)

BLOCKED PAT

New Mexico: Adebayo Soremekun at San José State (10/4/2019)
Opponent: DeVonne Harris, Wyoming (9/30/2023)

BLOCKED FIELD GOAL

New Mexico: Tavian Combs at Texas A&M (9/2/2023)
Opponent: Michael Purcell, Air Force (11/20/2020)

BLOCKED FIELD GOAL RETURN

New Mexico: 45 yards, Anthony Hooks vs. UTEP (2010)
Opponent: Has not occurred

BLOCKED PUNT

New Mexico: Victor James at San Diego State (10/31/2009)
Opponent: Keynan Higgins, San Jose State (10/14/2023 - Recovered by Justin Stearns, returned 7 yards for TD)

FUMBLE RETURN FOR A TOUCHDOWN

New Mexico: 15 yards, Ray Leutele at San Diego State (10/9/2021)
Opponent: 55 yards, Hunter Reynolds, Utah State (11/26/2022)

DEFENSIVE TWO-POINT CONVERSION

New Mexico: Jalin Burrell vs. New Mexico State (9/9/2017)
Opponent: Jakorey Hawkins, Wyoming (9/30/2023)

TEAM

OVERTIME GAME

1 OT - W 34-31 at UMass (9/23/2023)
2 OT - W 42-35 Utah (10/26/2002)
3 OT - W 39-36 Utah State (9/12/1998)

SHUTOUT

New Mexico: 41-0 vs Maine (9/3/2022); FBS: 24-0 vs. Wyoming (10/4/2008)
Opponent: 38-0, at LSU (9/24/2022)

50 POINTS

New Mexico: 56 vs. Tennessee Tech (9/9/2023)

Opponent: 52, San Jose State (10/14/2023)

60 RUSHING ATTEMPTS

New Mexico: 60 at UNLV (10/6/2018)
Opponent: 70, Air Force (11/12/2022)

300 YARDS RUSHING

New Mexico: 319 vs. Incarnate Word (9/1/2018)
Opponent: 423, Air Force (11/12/2022)

400 YARDS RUSHING

New Mexico: 482, UNLV (11/17/2017)
Opponent: 423, Air Force (11/12/2022)

FOUR RUSHING TDS

New Mexico: 4, at UMass (9/23/2023)
Opponent: 4, San Jose State (10/14/2022)

300 YARDS PASSING

New Mexico: 317 at Nevada (10/28/2023)
Opponent: 345, Hawai'i (10/21/2023)

400 YARDS PASSING

New Mexico: 434 vs. Sam Houston State (9/24/2011)
Opponent: 414, LSU (9/24/2022)

FOUR PASSING TDS

New Mexico: 4, Tennessee Tech (9/9/2023)
Opponent: 6, Texas A&M (9/2/2023)

500 YARDS TOTAL OFFENSE

New Mexico: 587, Tennessee Tech (9/9/2023)
Opponent: 531, San Jose State (10/14/2023)

30 FIRST DOWNS

New Mexico: 32, Incarnate Word (9/1/2018)
Opponent: 30, Boise State (11/16/2018)

INTERCEPTED FIVE PASSES

New Mexico: 5 at New Mexico State (9/15/2018)
Opponent: 5, Wyoming (10/28/2017)

100 YARDS IN PENALTIES

New Mexico: 110, vs. Hawai'i (10/21/2023)
Opponent: 112, Nevada (10/28/2023)

NO PENALTIES

New Mexico: Air Force (11/10/2018)
Opponent: Air Force (10/23/2008)

LOST FIVE FUMBLES

New Mexico: 5 vs. Brigham Young (10/25/1984)
Opponent: 5, Air Force (10/25/2007)

FAILED TO GAIN 100 YARDS RUSHING

New Mexico: 83, at Nevada (10/28/2023)
Opponent: 58, Hawai'i (10/21/2023)

FAILED TO GAIN 100 YARDS PASSING

New Mexico: 42, Utah State (11/5/2022)
Opponent: 96, Maine (9/3/2022)

FAILED TO GAIN 200 YARDS TOTAL OFFENSE

New Mexico: 172, Air Force (11/12/2022)
Opponent: 118, Maine (9/3/2022)

RECORDED A SAFETY

New Mexico: Jermane Conyers tackled Utah State's Derrick Thompson in the end zone after a fumbled handoff (10/27/2018)

Opponent: Int. Grounding in end zone, New Mexico St. (9/11/2021)

NO PUNTS

New Mexico: vs. Colorado State (11/16/2013)
Opponent: UMass (9/23/2023)

SCORED TDS ON OFFENSE, DEFENSE AND SPECIAL TEAMS

New Mexico: vs. ULM (10/22/2016)

Opponent: Utah (9/18/2010)

TOP MARKS BY UNM OPPONENTS VS. LOBOS

INDIVIDUAL	TEAM	INDIVIDUAL	TEAM
First Downs	40, Boise State (11/14/2015)	INTs	3, Gerald Campbell, UTEP (1950)
Rushing Att.	47, Steve Bartalo, CSU (1985)		3, Gene Franz, BYU (1962)
	82, Air Force (1987)		3, Derwin Gray, BYU (1990)
Rushing Yards	325, Andre Davis, TCU (1994)		7, UTEP (1950)
	646, Air Force (1987)		7, West Texas (1950)
Long TD	94, Alvester Alexander, Wyoming (2010)		7, Arizona (1953)
Rushing TDs	6, Kapri Bibbs, Colorado State (2013)	Rec. Yards	281, Thomas Sperbeck, Boise State (11/14/2015)
	10, Air Force (1987)	Receptions	22, Jay Miller, BYU (1973)
Pass Att.	75, Brett Rypien, Boise State (11/14/2015)	TD Rec.	4, Kirk Pendleton, BYU (1983)
	75, Boise State (11/14/2015)		4, Roger Garidel, Utah (1971)
Pass Comp.	47, Chase Holbrook, New Mexico St. (2007)	INT Return	100, Larry Durham, UTEP (1962)
	47, New Mexico St. (2007)	Field Goals	5, Hawai'i (1981)
Passing Yards	585, Robbie Bosco, BYU (1985)		5, Washington St. (2003)
	585, BYU (1985)	Long FG	56, Owen Pochman, BYU (2000)
Long Pass	98, Jack Steptoe from Dan Hagemann, Utah (1976)	Punts	13, Lonnie Crittenden, UTEP (1962)
Total Plays	84, Brad Smith, Missouri (2005)		13, UTEP (1962)
	105, Missouri (2005)		13, UTEP (1983)
Total Off.	592, Robbie Bosco, BYU (1985)	Long Punt	89, Jeff Babcock, Colorado St. (2004)
	822, Fresno State (2013)	Punt Return	95, Morris Owens, Arizona St. (1972)
TD Passes	7, Derek Carr, Fresno State (2013)	KO Return	100, Cedric Johnson, UTEP (1996)
	7, Fresno State (2013)		100, Ivory McCann, Texas Tech (2001)
	7, UTEP (1967)		



10
52
Game 1: 9/2/2023
College Station, Texas
Att: 97,560



10
56
Game 2: 9/9/2023
Albuquerque, N.M.
Att: 17,279

COLLEGE STATION, Texas --- Texas A&M scored touchdowns on each of its first five drives to spoil an encouraging opening game effort by New Mexico as the No. 23/25 Aggies defeated the Lobos 51-10 in front of 97,560 fans. The Lobos return to Albuquerque to open a two-game homestand, first against Tennessee Tech next Saturday in the home opener.

The Lobos trailed just 7-0 after a first quarter that saw UNM play keep-away. UNM didn't score on its opening drive, but it chewed up 6:46 of the first quarter. Twice UNM converted on third down on the drive, going 2-for-3 on third down on the opening drive after ranking last in the country in that stat a year ago.

However, a 28-point second quarter was UNM's undoing. The Lobos were able to answer an Aggie touchdown on the first play of the second quarter with a brilliant 27-yard touchdown run by Jacory Croskey-Merritt, keyed by a huge downfield block by Andrew Erickson.

From there the rest of the half was all Texas A&M. Conner Weigman hit Noah Davis for his third touchdown pass of the half to make it 21-7, and he added one more sandwiched around a Le'Veon Moss 2-yard run to make it 35-7. The Aggies tried to tack on at the end of the half but Tavian Combs broke through the line and blocked a 48-yard field goal attempt by Randy Bond to keep it there.

UNM forced a punt to open the second half and then burned over seven minutes of clock time, culminating in a 27-yard Luke Drzewiecki field goal, but the Aggies answered with a fifth Weigman touchdown pass to make it 42-10 after three quarters. The Lobo defense regathered after halftime and turned in a pair of sacks, including a 15-yarder for Kyle Drake.

Overall, the Aggies only totaled 411 yards, while UNM had 222. That total is more than UNM had in UNM's last two SEC games combined, as they had 210 yards combined against A&M in 2021 (122) and LSU in 2022 (88). Penalties were a bugaboo in game one for both teams as UNM had 10 for 114 yards and Texas A&M had nine for 88 yards.

Dylan Hopkins in his first start for UNM was very good, going 16-for-25 with 115 yards. Jeremiah Hixon played just three quarters and had six catches for 42 yards, and DJ Washington was also solid with four catches for 42 yards. Croskey-Merritt led the rushing attack with 50 yards on 11 carries.

UNM's offensive line, which struggled mightily in 2022, allowed just two sacks on the day and kept Hopkins out of harms way.

ALBUQUERQUE, N.M. --- Jacory Croskey-Merritt had a career day with a career-high 162 yards and a career-high three touchdowns, and Dylan Hopkins was just about as efficient as one could be as the Lobos ended a 10-game losing streak in resounding style with a 56-10 win over Tennessee Tech in front of UNM's best season-opening crowd in five years.

Croskey-Merritt had two big runs, racing in from 48 yards in the first quarter and then surpassing it with a 55-yard burst on UNM's opening drive of the second half. In between, he punched in a 1-yard run after Caleb Medford pulled in a 49-yard pass to the 1-foot line despite being held on the play. Merritt had never scored three touchdowns in any game while at Alabama State.

That pass to Medford was one of a number of brilliant throws by Hopkins, who was 13-for-17 for 273 yards and four touchdowns. After a 7-7 opening quarter in which both teams scored on its opening drives, UNM went to work. It was the Hopkins-to-Medford pass play that was the key marker in what ended up being an 89-yard touchdown drive, UNM's third touchdown drive of the season that was 87 yards or more.

After a stop, Hopkins took over at the Lobo 22, and he needed no time in order to make it 21-7. Hopkins dropped back and hit speedster Duece Jones in stride for a career-best 78-yard touchdown. UNM then got a turnover when Ray Leutele knocked the ball loose from back-up quarterback Hayes Gibson, and Dimitri Johnson returned it 37 yards into Golden Eagle territory. Hopkins cleaned up that drive by hitting Luke Wysong in the end zone to make it 28-7.

Tennessee Tech drove the length of the field and tacked on a 37-yard field goal to make it 28-10 at the break. Tech opened the half with the ball but UNM pitched a three and out, and after taking over at its own 38-yard line, Croskey-Merritt put up his third touchdown of the game. That three-and-out was the beginning of a stellar half of defense in which UNM allowed just 76 yards of offense on 33 plays.

UNM made it 42-10 on the legs of local product Dorian Lewis, who rushed three times for 49 yards before Hopkins hit DJ Washington for 16 yards for Washington's first Division I score. Hopkins then capped off his night with a 46-yard touchdown pass to Kaydin Pope.

Overall the Lobos totaled 587 yards in the game, with a near even split of 291 passing and 296 rushing.

Team	1st	2nd	3rd	4th	Total
New Mexico	0	7	3	0	10
No. 23/25 Texas A&M	7	28	7	10	52

SCORING SUMMARY

Team	Qtr	Time	Scoring Play	Plays-Yds, TOP	UNM-A&M
A&M	1	5:00	Noah Thomas 15 pass from Conner Weigman (Randy Bond kick)	7-85, 3:10	0-7
A&M	2	14:53	Evan Stewart 35 pass from Weigman (Bond kick)	5-45, 1:37	0-14
UNM	2	10:32	Jacory Croskey-Merritt 27 run (Luke Drzewiecki kick)	6-88, 4:15	7-14
A&M	2	8:03	Thomas 34 pass from Weigman (Bond kick)	6-67, 2:23	7-21
A&M	2	5:30	Le'Veon Moss 2 run (Bond kick)	5-38, 2:02	7-28
A&M	2	1:27	Thomas 9 pass from Weigman (Bond kick)	5-37, 2:00	7-35
UNM	3	6:09	Drzewiecki 27 FG	12-52, 7:09	10-35
A&M	3	2:30	Stewart 8 pass from Weigman (Bond kick)	9-70, 3:39	10-42
A&M	4	7:35	Moose Muhammad III 12 pass from Max Johnson (Bond kick)	6-55, 3:37	10-49
A&M	4	1:10	Bond 39 FG	9-40, 3:32	10-52

TIME DETAILS

Kickoff time: 6:06 PM End of Game: 9:37 PM Total elapsed: 3:31

	New Mexico	Texas A&M
First Downs	18	27
Rushes-Yards	32-91	29-134
C-A-I-Yards	16-28-1	24-34-0
Plays-Total Offense	60-222	63-411
Fumbles-Lost	1-0	1-0
Penalties-Yards	10-114	9-88
Punts-Avg	6-37.5	2-46.0
Time of Possession	34:20	25:40
3rd Downs	3-13	3-7
4th Downs	1-2	1-1

Passing: UNM-Dylan Hopkins 15-24-1-115, DC Tabscott 1-4-0-16; A&M-Conner Weigman 18-23-0-236, Max Johnson 6-9-0-41, Team 0-2-0-0

Rushing: UNM-Jacory Croskey-Merritt 11-50, Dorian Lewis 5-19, Sherod White 3-12, Christian Washington 10-10, Dylan Hopkins 3-0; A&M-Amari Daniels 7-51, Le'Veon Moss 6-26, Rueben Owens 7-25, Conner Weigman 3-22, David Bailey 4-20, Max Johnson 2-(-)10.

Receiving: UNM-Jeremiah Hixon 6-42, DJ Washington 4-42, Andrew Erickson 2-12, Duece Jones 1-16, Connor Witthoft 1-11, Luke Wysong 1-5, Christian Washington 1-3; A&M-Evan Stewart 8-115, Noah Thomas 6-74, Ainiis Smith 3-40, Jahdae Walker 3-31, Moose Muhammad III 3-12, Amari Daniels 1-5.

Team	1st	2nd	3rd	4th	Total
Tennessee Tech	7	3	0	0	10
New Mexico	7	21	21	7	56

SCORING SUMMARY

Team	Qtr	Time	Scoring Play	Plays-Yds, TOP	TTU-UNM
UNM	1	9:12	Jacory Croskey-Merritt 48 run (Luke Drzewiecki kick)	10-87, 5:43	0-7
TTU	1	2:17	Metrius Fleming 6 pass from Ethan Roberts (Hayden Olsen kick)	15-75, 6:55	7-7
UNM	2	5:15	Croskey-Merritt 1 run (Drzewiecki kick)	8-89, 4:34	7-14
UNM	2	1:56	Duece Jones 78 pass from Dylan Hopkins (Drzewiecki kick)	1-78, 0:10	7-21
UNM	2	0:55	Luke Wysong 27 pass from Hopkins (Drzewiecki kick)	5-38, 0:35	7-28
TTU	2	0:00	Olsen 37 FG	7-55, 0:55	10-28
UNM	3	12:04	Croskey-Merritt 55 run (Drzewiecki kick)	2-62, 0:55	10-35
UNM	3	4:20	DJ Washington 16 pass from Hopkins (Drzewiecki kick)	5-65, 2:16	10-42
UNM	3	2:13	Kaydin Pope 46 pass from Hopkins (Drzewiecki kick)	1-46, 0:10	10-49
UNM	4	3:49	Devon Dampier 6 run (Drzewiecki kick)	11-77, 6:46	10-56

TIME DETAILS

Kickoff time: 6:02 PM End of Game: 9:18 PM Total elapsed: 3:16

	Tennessee Tech	New Mexico
First Downs	20	24
Rushes-Yards	34-98	36-296
C-A-I-Yards	20-37-0	15-20-2
Plays-Total Offense	71-280	56-587
Fumbles-Lost	3-2	0-0
Penalties-Yards	12-93	11-95
Punts-Avg	6-41.3	2-46.0
Time of Possession	31:04	28:56
3rd Downs	10-18	6-9
4th Downs	0-2	0-0

Passing: TTU-Ethan Roberts 17-28-0-164, Hayes Gibson 0-1-0-0, Maddux Richey 3-7-0-18; UNM-Dylan Hopkins 13-17-1-273, DC Tabscott 0-1-1-0, Devon Dampier 2-2-0-18.

Rushing: TTU-Jayvian Allen 14-59, Justin Pegues 8-41, Ethan Roberts 3-6, Hayes Gibson 3-5, Torin Baker 4-5, Maddux Richey 1-(-)9, Team 1-(-)9; UNM-Jacory Croskey-Merritt 12-162, Dorian Lewis 5-47, Andrew Henry 3-34, Sherod White 7-25, Devon Dampier 3-14, Dylan Hopkins 3-9, Zach Vigil 3-5.

Receiving: TTU-Brad Clark 5-43, Metrius Fleming 3-16, Hunter Barnhart 2-38, Justin Pegues 2-25, Quinton Cross 2-19, Jayvian Allen 2-18, Quavel Thornton 2-11, Extra Widelock 1-8, Reece Perkins 1-4; UNM-Luke Wysong 4-53, Andrew Erickson 3-29, Everett Hunter 2-18, DJ Washington 2-13, Duece Jones 1-78, Caleb Medford 1-49, Kaydin Pope 1-46, Ryan Davis 1-5.



27 **Game 3: 9/16/2023**
Albuquerque, N.M.
17 **Att: 27,414**

ALBUQUERQUE, N.M. --- It was a game of missed opportunities for New Mexico, and a 75-yard NMSU touchdown pass right after a fourth quarter score spelled doom as the Lobos dropped a 27-17 decision to New Mexico State. The Lobos now head out for a two-game road trip, starting with a long cross-country trip to face UMass next Saturday at 1:30 pm Mountain Time, 3:30 pm Eastern Time.

New Mexico trailed 17-10 at the break even though it felt like UNM should have been up. On the opening drive, UNM got all the down to the Aggie three-yard line, but a first down sack moved UNM to the 12-yard line, and the Lobos ended up settling for a 25-yard Luke Drzewiecki field goal. After UNM forced a three-and-out, the Lobos again waltzed right down the field.

After Jacory Croskey-Merritt caught a 31-yard pass to the Aggie 19, Sherod White came in and escaped an initial tackle but then fumbled the ball away, ending a chance for UNM to go up 10-0 early.

NMSU took the turnover and went 88 yards in 10 plays, capped by a Star Thomas 2-yard run. UNM answered when Croskey-Merritt scored one play after Justin Holaday barreled into the end zone, only to be oddly called short. Croskey-Merritt's touchdown was his fifth of the season.

NMSU tied it with an Ethan Albertson field goal and then the Aggies scored in the final minute when Diego Pavia hit Jonathan Brady for 31-yard touchdown. That followed the only three-and-out all game for UNM.

Ethan Albertson added a 47-yard field goal but UNM got a 1-yard touchdown pass from Dylan Hopkins to Andrew Erickson early in the fourth to make it a 20-17 game, but on the first play after that, Pavia hit Brady over the middle and he raced 75 yards for a 27-17 lead.

NMSU tried to run out the clock, but couldn't do it, failing the run for a first down on both second-and-1 and third-and-1. The Lobos forced a punt and drove the field needing two scores. UNM almost got one quick but DJ Washington caught a touchdown but was just out of bounds when he hauled it in. Needing two scores and down to a four-and-5, Drzewiecki banged his 29-yard field goal attempt off the left upright, and that ended any chance of a comeback.

The Lobos outgained New Mexico State 401-397, and had 26 first downs to NMSU's 15. The issue was the two long touchdowns, totaling 106 yards on two plays.

Team	1st	2nd	3rd	4th	Total
New Mexico State	0	17	3	7	27
New Mexico	3	7	0	7	17

SCORING SUMMARY

Team	Qtr	Time	Scoring Play	Plays-Yds, TOP	NMSU-UNM
UNM	1	8:25	Luke Drzewiecki 25 FG	12-78, 6:29	0-3
NMSU	1	13:32	Star Thomas 2 run (Ethan Albertson kick)	10-88, 5:18	7-7
UNM	2	9:01	Jacory Croskey-Merritt 1 run (Drzewiecki kick)	7-75, 4:31	7-10
NMSU	2	4:31	Albertson 26 FG	8-66, 4:30	10-10
NMSU	2	0:41	Jonathan Brady 31 pass from Diego Pavia (Albertson kick)	6-63, 2:08	17-10
NMSU	2	1:17	Albertson 47 FG	12-61, 8:08	20-10
UNM	3	10:16	Andrew Erickson 1 pass from Dylan Hopkins (Drzewiecki kick)	11-75, 6:01	20-17
NMSU	3	10:06	Brady 75 pass from Pavia (Albertson kick)	1-75, 0:10	27-17

TIME DETAILS

Kickoff time: 6:03 PM End of Game: 8:57 PM Total elapsed: 2:56

	New Mexico State	New Mexico
First Downs	16	25
Rushes-Yards	30-177	32-154
C-A-I-Yards	10-15-0-220	20-39-0-247
Plays-Total Offense	45-397	71-401
Fumbles-Lost	1-0	1-1
Penalties-Yards	7-77	7-55
Punts-Avg	3-42.7	3-42.7
Time of Possession	27:53	32:07
3rd Downs	2-7	6-12
4th Downs	0-0	1-1

Passing: NMSU-Diego Pavia 9-14-0-203; Eli Stowers 1-1-0-17. UNM-Dylan Hopkins 20-39-0-247.

Rushing: NMSU-Diego Pavia 11-96, Star Thomas 10-54, Monte Watkins 4-26, Jamoni Jones 3-7, TEAM 1-(-1), Eli Stowers 1-(-5). UNM-Jacory Croskey-Merritt 16-83, Dorian Lewis 9-44, Dylan Hopkins 4-16, Sherod White 2-11, Justin Holaday 1-0.

Receiving: NMSU-Jonathan Brady 3-109, Jordan Smith 2-10, Trent Hudson 1-29, Ron Tiavaasue 1-28, Kordell David 1-19, Thomaz Whitford 1-17, Chris Bellamy 1-8. UNM-Jeremiah Hixon 5-45, Andrew Erickson 3-38, Duce Jones 3-31, DJ Washington 2-16, Dorian Lewis 2-10, Luke Wysong 1-41, Jacory Croskey-Merritt 1-31, Sherod White 1-13, Caleb Medford 1-11 Ryan Davis 1-11.



34 **Game 4: 9/23/2023**
Amherst, Mass.
31 **Att: 8,298**

AMHERST, Mass. --- New Mexico allowed a fluky late 65-yard touchdown pass with 45 seconds left to go to overtime, but UNM forced a field goal and Jacory Croskey-Merritt plunged in from two yards out to give New Mexico a heart-stopping 34-31 overtime win, ending UNM's nine-game road losing streak. The win evened UNM's record at 2-2 and gives a little momentum to the team as it opens conference play at the site of UNM's last road win, Wyoming.

In overtime, won the toss and elected to play defense, and that worked to their advantage. UMass' Ahmad Heston, who had a prayer answered in the final minute when his wobbly bomb that looked like a sure interception ended up in the arms of Anthony Simpson for a 65-yard touchdown, rushed three times in the overtime, the final time on third-and-four, and Destin Gainer and Tyler Kiehne made a huge stop to force a field goal attempt from Cameron Carson, which he hit from 34 yards out.

That gave UMass its only lead of the game, but it put UNM's offense on the field. On third-and-8, Dylan Hopkins threw towards the end zone for Caleb Medford, but he was interfered with, giving UNM a first down at the 8-yard line. Hopkins bulled his way to inside the 1-yard line, and then UMass was called for a delay of game. That didn't move the ball, but UMass head coach Don Brown was then given an unsportsmanlike conduct penalty, which gave UNM an extra down.

On second-and-goal from the two, Croskey-Merritt buried his nose behind the left side of the line and he let the big fellas up front do the dirty work, and he scored from 2-yards out to give UNM the win.

Overtime was the furthest thing from UNM's mind up 28-14 at the break as the Lobos scored touchdowns on four straight drives. Hopkins hit Medford from 12 yards out for the opening score of the game, and after UNM got a stop on fourth down in UMass territory, the Lobos needed just four plays to make it 14-0. Croskey-Merritt raced in from 21 yards out for a touchdown. UMass got a score back on a 2-yard Kay'Ron Lynch-Adams run, but UNM responded in kind.

Duce Jones made a wild one-handed catch to convert a long third down, and Hopkins kept the ball and scored from four yards out to put UNM back up 21-7.

UMass answered with a 24-yard touchdown pass, but Hopkins and company went back to work, and this time it was Sherod White who finished it off with a 7-yard run. That gave UNM a 28-14 lead at the break.

UNM struggled offensively in the second half, only gaining 50 yards, and UMass crept back into the game with two field goals from Carson, from 32 and 28 yards out. They then got the long pass with 45 seconds left, and the ensuing two-point conversion to tie the game.

While UNM didn't score in the second half, UNM continually made big plays to end drives of force field goals on defense. Syaire Riley and Tavian Combs stopped a fourth-and-1 in UMass territory, and Christian Ellis made two key fourth down plays, knocking away a fourth-and-3 pass and a fourth quarter tackle two yards from a conversion.

The Lobos were outgained 495 to 328, but the Lobos forced three stops on fourth down, and that was the key in the game.

Team	1st	2nd	3rd	4th	OT	Total
New Mexico	14	14	0	0	6	34
UMass	0	14	3	11	3	31

SCORING SUMMARY

Team	Qtr	Time	Scoring Play	Plays-Yds, TOP	UNM-UMASS
UNM	1	6:20	Caled Medford 12 pass from Dylan Hopkins (Luke Drzewiecki kick)	6-79, 2:54	7-0
UNM	1	1:59	Jacory Croskey-Merritt 21 run (Drzewiecki kick)	4-40, 2:17	14-0
UMASS	2	13:02	Kay'Ron Lynch-Adams (Cameron Carson kick)	9-68, 3:49	14-7
UNM	2	9:09	Hopkins 4 run (Drzewiecki kick)	8-75, 3:46	21-7
UMASS	2	4:22	Christian Wells 24 pass from Carlos Davis (Carson kick)	8-81, 4:38	21-14
UNM	2	0:35	Sherod White 7 run (Drzewiecki kick)	7-90, 3:42	28-14
UMASS	3	12:08	Carson 32 FG	8-72, 2:45	28-17
UMASS	4	10:14	Carson 28 FG	12-75, 5:24	28-20
UMASS	4	0:45	Anthony Simpson 65 pass from Ahmed Haston (Gino Campiotti pass from Haston)	4-79, 0:46	28-28
UMASS	OT	---	Carson 34 FG	4-9, 0:00	28-31
UNM	OT	---	Croskey-Merritt 2 run	6-25, 0:00	34-31

TIME DETAILS

Kickoff time: 3:37 PM End of Game: 6:59 PM Total elapsed: 3:22

	New Mexico	UMASS
First Downs	19	21
Rushes-Yards	38-136	45-197
C-A-I-Yards	9-17-0-192	16-25-0-298
Plays-Total Offense	55-328	70-495
Fumbles-Lost	3-0	1-0
Penalties-Yards	6-55	11-75
Punts-Avg	5-37.6	0-0.0
Time of Possession	27:49	32:11
3rd Downs	5-10	6-13
4th Downs	0-0	0-3

Passing: UNM-Dylan Hopkins 9-17-0-192. UMass-Carlos Davis 11-20-0-196; Ahmad Haston 5-5-0-101.

Rushing: UNM-Sherod 14-69, Jacory Croskey-Merritt 9-33, Dylan Hopkins 8-14, Dorian Lewis 4-12, Jeremiah Hixon 1-7, Andrew Henry 2-1. UMass-Kay'Ron Lynch-Adams 26-97, Carlos Davis 6-42, Anthony Simpson 3-30, Ahmad Haston 10-25, Josh Atwood 0-3.

Receiving: UNM-Caleb Medford 3-82, Andrew Erickson 2-61, Trace Bruckler 2-0, Duce Jones 1-34, Jacory Croskey-Merritt 1-17. UMass-Anthony Simpson 5-104, Mark Pope, 4-81, George Johnson 2-37, Christian Wells, 2-31, Gregory Desrosiers 1-22, Gina Campiotti 1-16, Kay'Ron Lynch-Adams 1-7.



26 Game 5: 9/30/2023
35 Laramie, Wyo.
Att: 25,477



52 Game 6: 10/14/2023
24 Albuquerque, N.M.
Att: 13,027

LARAMIE, Wyo. --- New Mexico allowed two long touchdowns in the third quarter, each of which looked to be stopped behind the line of scrimmage, and that was enough for Wyoming to hold off UNM in Laramie, as the Cowboys won 35-26. The Lobos now have a week off to get ready for a pair of home games, the first of which is on October 14 against San Jose State at 4 pm at University Stadium.

The game turned on UNM's first drive of the second half. The Lobos quickly moved the ball near midfield, but on third down at six from the UNM 43, Hopkins threw behind Jeremiah Hixon, and Wrook Brown picked of the pass, returning it to the Lobo 46-yard line. On the next play, Harrison Waylee, who was pinned behind the line of scrimmage, somehow escaped, turned the corner and UNM missed two downfield sideline tackles, and the Cowboys had a touchdown and a 22-9 lead.

After Luke Drzewiecki hit a 26-yard field goal which followed a 48-yard scramble by Dylan Hopkins, the Lobos got a stop, but couldn't capitalize, with Aaron Rodriguez hitting a 51-yard punt to the Cowboy 34. On the final play of the half, Andrew Peasley was running for his life when his dump-off pass to Ayir Asante turned into a host of cutbacks and missed tackles, ending in a back-breaking 66-yard touchdown and a 29-12 Cowboy lead at the end of three.

The Lobos made a game of it in the fourth quarter. After Dylan Hopkins was banged up, UNM used both DC Tabscott and Devon Dampier on the next drive, and it ended in a Dampier to Hixon 14-yard touchdown to cut the lead to 29-19. Another long run, this 66 yards by Waylee, set up Wyoming inside the Lobo 10-yard line, but the defense stiffened and forced a field goal to move the lead to 32-19. UNM then had Dampier race 58 yards on the first play of the next drive, but a downfield hold moved the ball back to the Wyoming 43, and UNM ended up punting, which hurt.

After a stop, UNM took over on its own 1-yard line and Dampier led the Lobos the entire length of the field with DJ Washington scoring on a fourth-and-5 play as Dampier hit him at the 2-yard line and it with Washington fighting for the goal line, DJ Wingfield gave a tush-push to get into the end zone to make it 32-26. UNM then had a shot on the outside kick, but Wyoming jumped on the loose ball and tacked on a field goal with 11 seconds left for the final margin.

New Mexico took the opening kickoff and went right down the field, mostly through the air. UNM never faced a third down on the drive as Hopkins was 6-for-6. He twice hit Ryan Davis for first downs on the drive, and he finished off the drive with a 17-yard pass to Jeremiah Hixon in which he toe-tapped just inside the pylon for touchdown. The issue was the extra point as DeVonne Harris knocked over UNM's long snapper and blocked the kick, and it bounced perfectly to Jakorey Hawkins, who ran it in for a defensive two-point score.

Wyoming, now down 6-2, got the ball back after each team traded punts, and Andrew Peasley was able to run it in from two-yards out after a 22-yard pass to Treyton Welch set up Wyoming at first and goal. UNM was able to tie the game on a Drzewiecki field goal of 39 yards, but John Hoyland answered with a 34 yard field goal. An Aaron Rodriguez late punt to the 2-yard line gave UNM a shot at a tie before halftime as UNM was able to force a short punt after a failed third-and-short, but in field goal range, Hopkins was sacked and fumbled, and only a touchdown saving tackle by JC Davis kept Wyoming from tacking on at the half.

Team	1st	2nd	3rd	4th	Total
New Mexico	6	3	3	14	26
Wyoming	9	3	17	6	35

SCORING SUMMARY

Team	Qtr	Time	Scoring Play	Plays-Yds, TOP	UNM-WYO
UNM	1	10:50	Jeremiah Hixon 17 pass from Dylan Hopkins (kick blocked)	8-75, 4:10	6-0
WYO	1	10:50	Jakorey Hawkins blocked extra point return		6-2
WYO	1	2:58	Andrew Peasley 2 run (John Hoyland kick)	6-58, 3:20	6-9
UNM	2	11:50	Luke Drzewiecki 39 FG	12-53, 6:08	9-9
WYO	2	6:38	Hoyland 38 FG	10-55, 5:12	9-12
WYO	3	10:15	Hoyland 34 FG	10-58, 4:45	9-15
WYO	3	7:56	Harrison Waylee 46 run (Hoyland kick)	1-46, 0:11	9-22
UNM	3	5:15	Drzewiecki 26 FG	10-67, 2:41	12-22
WYO	3	0:00	Ayir Asante 66 pass from Peasley (Hoyland kick)	1-66, 0:08	12-29
UNM	4	13:06	Hixon 14 pass from Devon Dampier (Drzewiecki kick)	4-71, 1:49	19-29
WYO	4	10:57	Hoyland 26 FG	5-66, 2:09	19-32
UNM	4	1:12	DJ Washington 11 pass from Dampier (Drzewiecki kick)	11-99, 4:42	26-32
WYO	4	0:06	Hoyland 38 FG	4-7, 1:06	26-35

TIME DETAILS

Kickoff time: 2:02 PM End of Game: 5:12 PM Total elapsed: 3:09

	New Mexico	Wyoming
First Downs	25	18
Rushes-Yards	31-225	31-239
C-A-I-Yards	18-36-1-192	16-25-0-194
Plays-Total Offense	67-417	56-433
Fumbles-Lost	2-1	1-0
Penalties-Yards	10-90	6-60
Punts-Avg	4-50.2	4-42.8
Time of Possession	31:13	28:47
3rd Downs	6-14	2-11
4th Downs	1-1	0-0

Passing: UNM-Dylan Hopkins 14-30-1-151, Devon Dampier 4-6-0-41; WYO-Andrew Peasley 16-25-0-194.

Rushing: UNM-Jacory Croskey-Merritt 15-103, Devon Dampier 6-71, Dylan Hopkins 6-36, Andrew Henry 1-6, DC Tabscott 1-5, Sherod White 1-3, Dorian Lewis 1-1; WYO-Harrison Waylee 18-191, Andrew Peasley 7-34, Evan Svoboda 2-8, Sam Scott 2-4, Jamari Ferrell 2-2.

Receiving: UNM-Jeremiah Hixon 6-49, Ryan Davis 4-59, Caleb Medford 3-45, DJ Washington 2-17, Jacory Croskey-OMerritt 2-15, Duce Jones 1-7; WYO-Treyton Welch 3-22, Wyatt Wieland 3-21, Ryan Marquez 3-16, Ayir Asante 2-72, John Michael Gyllenberg 1-25, Devin Boddie 1-14, Alex Brown 1-12, Caleb Merritt 1-7, Gunner Gentry 1-5.

ALBUQUERQUE, N.M. --- The third quarter spelled disaster for New Mexico as a 17-14 lead dissipated as San Jose State scored six of its first seven second half drive, getting two long touchdowns and capitalizing on an interception for another score in a 24-0 third quarter as the Spartans handed UNM its 14th straight conference loss, 52-17.

The Lobos didn't get a first down in the second half until early in the fourth quarter, and by then it was much too late. UNM was outscored 38-7 in the second half, getting outgained 375-130, and 95 of those came on UNM's final drive, its only touchdown drive of the second half. Nothing went right in that half, with UNM going three-and-out four times, four-and-out once and throwing a first play interception from its own six-yard line before the final scoring drive. While that was happening, the Spartans used big plays after big plays, getting four plays of 50 yards or more in the second half.

The Lobos went into halftime with the lead thanks to a bit of fourth down trickery. After a third-and-9 run by Dylan Hopkins got the ball to the San Jose State 4-yard line, bringing up a fourth-and-1, UNM called a time out and then used a direct snap to Croskey-Merritt, and he wasn't even touched until he hit the goal line, and then he bullied his way in with 31 seconds left in the half to give UNM a 17-14 lead at the break.

The lead didn't last, and it was the same thing that hurt UNM that did them in last week, long plays. San Jose State opened the second half with a 55-yard touchdown on a screen pass from Chevan Cordeiro to Kairee Robinson, a play that looked like it might go for a loss. That gave San Jose State the lead back just 19 seconds into the half, and it expounded from there.

After a three-and-out by UNM, Nick Nash caught a 54-yard touchdown pass on a play-action fake that made it 28-17. After UNM forced a field goal, Dylan Hopkins threw an interception at the Lobo 23-yard line, and Robinson raced in for his third touchdown of the game, second on the ground. That made it 38-17, finishing off a 24-point third quarter.

Overall, San Jose State got five plays of 50 or more yards, all in the second half. UNM had allowed five such plays in the first five games of the season combined before tonight.

The touchdown before the half was Croskey-Merritt's second touchdown of the half, as he finished off a drive in which UNM was able to respond after falling behind 7-3. On that drive early in the second quarter, UNM twice converted third and longs. The first was third-and-15, and Hopkins found Jeremiah Hixon for 19 yards and a first down. The second was when Hopkins hit Trace Bruckler for 12 on third-and-11.

San Jose State didn't do much on offense early, but still took a 7-3 lead when a missed assignment led to a punt block, which turned into a scoop and score for Justin Stearns. Luke Drzewiecki opened the scoring for UNM with a season-long 41 yard field goal.

Team	1st	2nd	3rd	4th	Total
San Jose State	0	14	24	14	52
New Mexico	3	14	0	7	24

SCORING SUMMARY

Team	Qtr	Time	Scoring Play	Plays-Yds, TOP	SJSU-UNM
UNM	1	5:06	Luke Drzewiecki 41 FG	6-46, 3:00	0-3
SJSU	2	14:20	Justin Stearns 7 blocked punt return (Kyler Halvorsen kick)		7-3
UNM	2	6:31	Jacory Croskey-Merritt 7 run (Drzewiecki kick)	13-75, 7:49	7-10
SJSU	2	4:23	Kairee Robinson 35 run (Halvorsen kick)	5-75, 2:09	14-10
UNM	2	0:31	Croskey-Merritt 4 run (Drzewiecki kick)	10-71, 3:46	14-17
SJSU	3	14:41	Robinson 55 pass from Chevan Cordeiro (Halvorsen kick)	1-70, 0:19	21-17
SJSU	3	7:39	Nick Nash 54 pass from Chevan Cordeiro (Halvorsen kick)	3-63, 1:24	28-17
SJSU	3	4:16	Halvorsen 39 FG	5-18, 2:47	31-17
SJSU	3	3:05	Robinson 19 run (Halvorsen kick)	3-38, 1:04	38-17
SJSU	4	14:03	Robinson 55 pass from Chevan Cordeiro (Halvorsen kick)	4-86, 2:03	45-17
SJSU	4	6:05	Quali Conley 3 run (Halvorsen kick)	9-93, 5:51	52-17
UNM	4	1:25	DJ Washington 21 pass from Devon Dampier (Drzewiecki kick)	11-75, 4:40	52-24

TIME DETAILS


Kickoff time: 4:02 PM End of Game: 7:08 PM Total elapsed: 3:06

	San Jose State	New Mexico
First Downs	18	18
Rushes-Yards	32-259	26-129
C-A-I-Yards	8-17-0-272	18-30-1-262
Plays-Total Offense	49-531	66-391
Fumbles-Lost	0-0	1-0
Penalties-Yards	11-86	15-120
Punts-Avg	2-47.5	7-39.7
Time of Possession	26:14	33:46
3rd Downs	3-8	5-15
4th Downs	1-1	2-2

Passing: SJSU-Chevan Cordeiro 8-17-0-272. UNM-Dylan Hopkins 13-24-1-187, Devon Dampier 5-6-0-75.

Rushing: SJSU-Kairee Robinson 15-126, Quali Conley 10-123, Jabari Bates 2-9, Chevan Cordeiro 2-7, Isaac Jernagin 1-4, Team 2-(-10). UNM-Jacory Croskey-Merritt 17-68, Devon Dampier 5-29, Dylan Hopkins 9-19, Sherod White 3-12, Christian Washington 2-1.

Receiving: SJSU-Dominick Mazotti 2-70, Kairee Robinson 2-63, Quali Conley 1-61, Nick Nash 1-54, Malikhi Miller 1-16, Matthew Coleman 1-8. UNM-DJ Washington 3-60, Caleb Medford 3-41, Ryan Davis 2-54, Jeremiah Hixon 2-22, Sherod White 2-3, Kade Zimmerman 1-30, Wyatt McClure 1-18, Trace Bruckler 1-12, Luke Wysong 1-11, Jacob Godfrey 1-6, Kaydin Pope 1-5.



21 Game 7: 10/21/2022
Albuquerque, N.M.
42 Att: 13,723

ALBUQUERQUE, N.M. --- New Mexico was super-efficient on offense, scoring touchdowns on its first four drives of the game, and the Lobo defense picked off a season-high three passes and recovered a fumble as the Lobos ended a pair of long streaks with a 42-21 win over the visiting Hawai'i Rainbow Warriors. The win moved UNM to 3-4 on the season and 1-2 in the conference while Hawai'i dropped to 2-6 and 0-3 in the Mountain West.

It was a game of a lot of firsts, starting with the opening coin toss when UNM won the toss and actually deferred their option to the second half. It marked the first time in Danny Gonzales' four seasons as head coach that his squad won the toss and deferred. He did it to change the mojo of a slow third quarter trend, and it worked perfectly.

Of course, the first half went pretty well too. UNM's defense pitched a quick three and out and Dylan Hopkins and company went to work, going right down the field in seven plays, the last a picture-perfect pass from Hopkins to Jeremiah Hixon for a 28-yard score. It was one of three touchdown passes for Hopkins and one of two TD receptions for Hixon.

UNM then got a second straight three-and-out, this time with Zach Morris intercepting a Brayden Schager pass for UNM's first pick of the year. UNM got a key third down conversion when one of five N.M. Gatorade Players of the Year on the team, Zach Vigil, converted a third down with a nine-yard catch. That set up a 3-yard touchdown catch by Ryan Davis for a 14-0 lead.

Hawai'i answered with a Steven McBride touchdown, but UNM kept the offense moving, and early in the second quarter Jacory Croskey-Merritt scored the first of his two rushing touchdowns for a 21-7 lead. Hawai'i drove into UNM territory to the Lobo 29 with second-and-three, but after two incompletions, Gabriel Lopez sacks Schager and forced a fumble to end that drive.

That gave UNM a fourth drive of the half and it led to a fourth touchdown. UNM quickly moved downfield but faced a first-and-25 at the Hawai'i 33-yard line after a hands to the face penalty. That just allowed Andrew Henry to race 33-yard touchdown, his first as a Lobo. It was a part of his first 100-yard effort with UNM, going for 114 yards.

The Rainbow Warrior did score late in the half to make it 28-14, and UNM finished the half with one play with 24 seconds left, the only drive it didn't score on. But, UNM got the ball to open the second half and quickly erased any thoughts of the miserable second half a week ago against San Jose State.

The drive went 12 plays and looked like it might stall at the Hawai'i 30-yard line as UNM faced third-and-11, but Hopkins hit DJ Washington for 10 yards, and UNM converted the fourth-and-1 as Croskey-Merritt bulldozed over for three yards. On the next play Hopkins found Hixon again from 17 yards out, and that ended a lot of the drama.

UNM made it 42-14 in the fourth on Croskey-Merritt's second rushing touchdown, and only a late touchdown with six seconds on the clock messed up a pretty perfect half for UNM. Three times in the second half UNM got stops, with Jermarius Lewis figuring in on three strait takeaways. First, on a fourth-and-3 from the Lobo 14, Lewis sacked Schager and forced a fumble, which UNM recovered. On the next two drives, Lewis intercepted Schager in the end zone twice to end drives.

Team	1st	2nd	3rd	4th	Total
Hawai'i	7	7	0	7	21
New Mexico	14	14	7	7	42

SCORING SUMMARY

Team	Qtr	Time	Scoring Play	Plays-Yds, TOP	HAW-UNM
UNM	1	8:59	Jeremiah Hixon 28 pass from Dylan Hopkins (Luke Drzewiecki kick)	7-70, 3:57	0-7
UNM	1	2:14	Ryan Davis 3 pass from Hopkins (Drzewiecki kick)	11-55, 5:43	0-14
HAW	1	0:18	Steven McBride 12 pass from Brayden Schager (Matthew Shipley kick)	4-75, 1:56	7-14
UNM	2	11:16	Jacory Croskey-Merritt 1 run (Drzewiecki kick)	8-75, 4:02	7-21
UNM	2	3:25	Andrew Henry 33 run (Drzewiecki kick)	7-62, 3:34	7-28
HAW	2	0:24	Pofele Ashlock 18 pass from Schager (Shipley kick)	10-75, 3:01	14-28
UNM	3	8:10	Hixon 17 pass from Hopkins (Drzewiecki kick)	12-75, 6:50	14-35
UNM	4	6:54	Croskey-Merritt 14 run (Drzewiecki kick)	8-80, 4:53	14-42
HAW	4	0:06	McBride 2 pass from Schager (Shipley kick)	9-87, 2:42	21-42

TIME DETAILS


Kickoff time: 4:07 PM End of Game: 7:05 PM Total elapsed: 2:58

	Hawai'i	New Mexico
First Downs	27	25
Rushes-Yards	15-58	38-227
C-A-I-Yards	33-52-3-345	20-26-0-202
Plays-Total Offense	67-403	64-429
Fumbles-Lost	3-1	0-0
Penalties-Yards	2-30	10-110
Punts-Avg	1-43.0	3-53.7
Time of Possession	25:45	34:15
3rd Downs	1-10	4-8
4th Downs	2-5	1-1

Passing: HAW-Brayden Schager 33-52-3-345. UNM-Dylan Hopkins 20-25-0-202, Devon Dampier 0-1-0-0.

Rushing: HAW-Landon Sims 6-34, Solo Vaipulu 2-17, Chuuky Hines 1-8, David Cordero 1-7, Jordan Johnson 2-5, Brayden Schager 3-(-13). UNM-Andrew Henry 13-112, Jacory Croskey-Merritt 10-46, Devon Dampier 5-43, Zach Vigil 4-16, Dylan Hopkins 3-6, Jaylen Morgan 1-4, Jeremiah Hixon 1-3, TEAM 1-(-3).

Receiving: HAW-Steve McBride 5-75, Jonah Panoke 5-53, Alex Perry 5-48, Nick Cenacle 5-24, Koali Nishigaya 4-40, Pofele Ashlock 4-39, Jalen Walthall 2-48, Landon Sims 2-12, Karsyn Pupunu 1-6. UNM-DJ Washington 4-34, Jeremiah Hixon 3-62, Andrew Henry 3-27, Kaydin Pope 3-21, Andrew Erickson 2-31, Caleb Medford 2-13, Zach Vigil 2-11, Ryan Davis 1-3.



24 Game 8: 10/28/2023
Reno, Nev.
34 Att: 13,083

RENO, Nev. --- New Mexico's defense hung tough, but UNM's offense suffered three first half interceptions, leading to 18 points as New Mexico lost 34-24 after falling behind 24-0 at the break. The Lobos scored 24 points in the second half and had a chance with under a minute to go but UNM missed a necessary 2-point conversion and then couldn't get the onside kick.

In the end, New Mexico trailed too much to make a comeback, although UNM put a strong third quarter that gave it some hope of the largest comeback in school history. The Lobos opened the half by getting a career-long 47-yard field goal by Luke Drzewiecki to get on the board, and after forcing a punt, Dylan Hopkins moved UNM 84 yards in just 45 seconds. First he hit Trace Bruckler for a 25-yard gain, and right after that he found an open Jeremiah Hixon for a 59-yard touchdown, and with just over eight minutes left in the third quarter, the Lobos were down 24-10.

It looked even better when an invalid fair catch signal and a false start forced the Wolf Pack to start at its own 10-yard line. However, Nevada was able to drive almost the length of the field before settling for a fourth Brandon Talton field goal to make it 27-10. On that drive, UNM lost Alec Marengo for the rest of the half and the first half against UNLV on a targeting call.

UNM then went three-and-out and punted the ball away, and Nevada got a big return in which a flag was thrown and then picked up. Nevada then benefited on a two pass interference penalties before finally punching the ball in from two yards out from Jacques Badolato-Birdsell to make it 34-10. UNM then scored the final 14 points on a 1-yard run by Devon Dampier and a 2-yard run by Jacory Croskey-Merritt, but UNM couldn't get any closer.

The defense allowed just one big play in the first half, a 51-yard pass from Brendan Lewis to Dalevon Campbell, but the defense stiffened and forced a 34-yard field goal from Brandon Talton. On UNM's next drive, the Lobos went for it on fourth-and-3 at the Nevada 40, but Hopkins was intercepted and Nevada's Jonathan Maldonado, and he returned it to the Lobo 34-yard line.

Again the defense held tough and allowed just a 47-yard field goal, but disaster struck on the next drive when Hopkins missed Caleb Medford and he was intercepted by Richard Toney, Jr. who returned it for a 43-yard touchdown and a 13-0 lead. After Nevada made it 16-0, a third Hopkins interception was returned 42 yards to the 24-yard line, and Nevada was able to punch it in and get a two-point conversion to make it 24-0.

In a first half where not much went UNM's way, Nevada even got a break with an extra timeout. With no timeouts, Nevada debated going for it on fourth down, but with one second on the play clock, it called timeout to punt, except they were out of timeouts. Despite that fact, Nevada was allowed to punt the ball without a penalty.

Team	1st	2nd	3rd	4th	Total
New Mexico	0	0	10	14	24
Nevada	3	21	3	7	34

SCORING SUMMARY

Team	Qtr	Time	Scoring Play	Plays-Yds, TOP	UNM-NEV
NEV	1	3:47	Brandon Talton 34 FG	10-69, 4:31	0-3
NEV	2	14:50	Talton 47 FG	5-5, 1:38	0-6
NEV	2	14:02	Richard Toney, Jr. 43 interception return (Talton kick)		0-13
NEV	2	6:57	Talton 52 FG	9-34, 4:09	0-16
NEV	2	3:39	Jamaal Bell 9 run (Brandon Lewis rush)	5-24, 1:50	0-24
UNM	3	11:28	Luke Drzewiecki 47 FG	8-45, 3:32	3-24
UNM	3	8:12	Jeremiah Hixon 59 pass from Dylan Hopkins (Drzewiecki kick)	2-84, 0:45	10-24
NEV	4	0:58	Talton 22 FG	10-81, 7:14	10-27
NEV	4	12:01	Jacques Badolato-Birdsell 2 run (Talton kick)	6-32, 2:59	10-34
UNM	4	10:35	Devon Dampier 1 run (Dampier run)	4-75, 1:22	18-34
UNM	4	0:58	Jacory Croskey-Merritt 2 run (pass failed)	15-93, 4:25	24-34

TIME DETAILS

Kickoff time: 7:37 PM End of Game: 11:10 PM Total elapsed: 3:32

	New Mexico	Nevada
First Downs	22	20
Rushes-Yards	23-83	48-180
C-A-I-Yards	21-40-3-317	10-19-0-131
Plays-Total Offense	63-400	67-311
Fumbles-Lost	1-0	2-0
Penalties-Yards	7-60	12-111
Punts-Avg	5-42.0	5-42.4
Time of Possession	24:33	35:27
3rd Downs	3-12	4-13
4th Downs	2-3	0-0

Passing: UNM-Dylan Hopkins 18-34-3-271, Devon Dampier 3-6-0-46; NEV-Brandon Lewis 8-16-0-92, AJ Bianco 2-3-0-39.

Rushing: UNM-Jacory Croskey-Merritt 11-44, Andrew Henry 5-18, Devon Dampier 4-15, Dylan Hopkins 3-6. NEV-Jamaal Bell 11-84, Brandon Lewis 11-64, Jacques Badolato-Birdsell 15-44, Cross Patton 4-17, AJ Bianco 4-5, TEAM 3-(-16).

Receiving: UNM-Jeremiah Hixon 4-116, DJ Washington 4-64, Ryan Davis 4-40, Andrew Erickson 3-30, Caleb Medford 3-16, Duece Jones 1-28, Trace Bruckler 1-25, Jacory Croskey-Merritt 1-(-2). NEV- John Jackson III 4-32, Dalevon Campbell 2-79, Jamaal Bell 2-2, Jayden O'Rourke 1-12, Spencer Curtis 1-6.